



1111 Broadway, 24<sup>th</sup> Floor  
Oakland, CA 94607-4036

Post Office Box 2047  
Oakland, CA 94604-2047

T: 510-834-6600  
F: 510-808-4645  
gbrandt@wendel.com

April 10, 2009

Stephen Hill  
Chief, Toxics Cleanup Division  
San Francisco Bay Area Regional Water Quality Control Board  
1515 Clay Street, Suite 1400  
Oakland, CA 94612

Alameda County  
APR 10 2009  
Environmental Health

**Re: Report of Groundwater Sampling Results  
Crown Chevrolet-Cadillac-Isuzu, Inc.  
7544 Dublin Boulevard, Dublin, California**

Dear Mr. Hill:

I am writing on behalf of our client, Future Dublin Properties, LLC, with regard to recent soil and groundwater sampling conducted at 7544 Dublin Boulevard and 6707 Golden Gate Drive (the "Site"). The Site has been used by Crown Chevrolet-Cadillac-Isuzu, Inc. as an auto dealership, service and repair facility for approximately 40 years. Section 1.2 of the enclosed copy of the March 16, 2009 Limited Phase II Environmental Site Sampling Report ("Phase II") prepared by Basics Environmental contains additional information about past use of the Site.

The sampling results in the Phase II show petroleum and other constituents in groundwater at concentrations above certain environmental screening levels ("ESLs").<sup>1</sup> None of the constituents included in the laboratory analysis (with the exception of arsenic) were found in any of the soil samples at concentrations above the ESLs.

We are submitting the Phase II to comply with reporting requirements, including the obligation under California Water Code Section 13271, which requires reporting when a hazardous substance, sewage, or petroleum or oil is discharged in or on groundwater or surface waters and under California Health & Safety Code Section 25359.4. We have not made any finding that reportable quantities of the contaminants, as defined under the California Health & Safety Code or implementing regulations under the Porter-Cologne Act, have been released.

Because we do not believe that any of the releases reported here are of an emergency nature or exceed thresholds that must be reported to the Office of Emergency Services ("OES"),

<sup>1</sup> ESLs applied in the Phase II are those set forth in Table A (Shallow Soils (<3m bgs), Groundwater is Current or Potential Source of Drinking Water) of the Interim Final – November 2007 (Revised May 2008) Screening for Environmental Concerns at Sites with Contaminated Soil and Groundwater prepared by the California Regional Water Quality Control Board San Francisco Bay Region.

we are providing OES with a copy of this letter by mail rather than by telephone or by use of online forms provided by OES.

Our client and I would like to have a meeting as soon as possible with the assigned case worker to discuss future action, if any, required by the Regional Water Quality Control Board with regard to the Site and the steps necessary to obtain closure. Please have the assigned case worker contact me at the number listed above at his or her earliest convenience.

Very truly yours,

WENDEL, ROSEN, BLACK & DEAN LLP



Greggory C. Brandt

Enclosure

cc: California OES (w/o enclosure)  
California State Warning Center  
3650 Schriever Avenue  
Mather, CA 95655

Donna Drogos (w/enclosure)  
Alameda County Health Care Services Agency  
Department of Environmental Health  
1131 Harbor Bay Parkway, Suite 250  
Alameda, CA 94502

Alameda County

APR 18 2009

Environmental Health

LIMITED PHASE II  
ENVIRONMENTAL SITE  
SAMPLING REPORT

7544 Dublin Boulevard & 6707 Golden Gate Drive  
Dublin  
California

FOR

Crown Chevrolet-Cadillac-Isuzu, Inc.  
7544 Dublin Boulevard  
Dublin, CA 94568



March 16, 2009  
09-ENV1427



March 16, 2009  
09-ENV1427

Crown Chevrolet-Cadillac-Isuzu, Inc.  
7544 Dublin Boulevard  
Dublin, CA 94568

Attention: Mr. Patrick Costello

**Subject:** Limited Phase II Environmental Site Sampling Report  
7544 Dublin Boulevard & 6707 Golden Gate Drive  
Dublin, California 94568

Dear Mr. Patrick Costello:

Basics Environmental, Inc. (Basics) is pleased to present the results of a Limited Phase II Environmental Site Sampling Report for the site located at 7544 Dublin Boulevard & 6707 Golden Gate Drive in Dublin, California.

Soil samples were collected from eight boreholes at an approximate depth of 4.0 feet below ground surface (bgs), as well as from two additional boreholes at approximate depths of 10 and 14 feet bgs. In addition, nine grab groundwater samples were collected from nine of the ten boreholes at the site.

Soil samples were analyzed for multi range total petroleum hydrocarbons as gasoline, Stoddard solvent, diesel, and motor oil and volatile organic compounds. Ground water samples were analyzed for multi range total petroleum hydrocarbons as gasoline, Stoddard solvent, diesel, kerosene, motor oil and bunker oil, and volatile organic compounds. In addition, select samples were also analyzed for heavy metals, PCBs and glycols.

Elevated concentrations of total petroleum hydrocarbons as diesel, kerosene, motor oil and bunker oil were detected within the ground water at eight locations above conservative regulatory screening guidance criteria. In addition, elevated concentrations of total petroleum hydrocarbons as gasoline and Stoddard solvent, tetrachloroethene, benzene, chlorobenzene and 1,2-dichlorobenzene were detected within the ground water at one location above conservative regulatory screening guidance criteria.

Should you have any questions regarding this report, please contact the undersigned.

Sincerely,

Basics Environmental, Inc.

Donavan G. Tom, M.B.A., R.E.A. II  
Principal Consultant

## TABLE OF CONTENTS

### PROFESSIONAL CERTIFICATION

1.0 INTRODUCTION.....	1-1
1.1 Purpose of Assessment.....	1-1
1.2 Background.....	1-1
1.3 Scope of Work.....	1-4
1.4 Permits and Regulatory Compliance.....	1-6
2.0 SOIL AND GROUND WATER SAMPLING.....	2-1
2.1 Field Activities.....	2-1
3.0 CHEMICAL ANALYSES AND RESULTS.....	3-1
3.1 Chemical Analyses.....	3-1
3.2 Analytical Results.....	3-2
4.0 DISCUSSIONS AND RECOMMENDATIONS.....	4-1
4.1 Discussions.....	4-1
4.2 Recommendations.....	4-5

### List of Drawings

Drawing 1: Site Location Map  
Drawing 2: Soil Boring Locations  
Drawing 3: Aerial Photo (2005)

### Appendices

APPENDIX A: Boring Logs  
APPENDIX B: Laboratory Analytical Results and Chain of Custody

**PROFESSIONAL CERTIFICATION**

**LIMITED ENVIRONMENTAL SITE SAMPLING REPORT**


7544 Dublin Boulevard & 6707 Golden Gate Drive  
Dublin, California

For  
Crown Chevrolet-Cadillac-Isuzu, Inc.  
09-ENV1427  
March 16, 2009


This report has been prepared by the staff of Basics Environmental, Inc. (Basics) under the professional supervision of the Principal Consultant whose seal and signature appears hereon. The findings, interpretations of data, recommendations, specifications or professional opinions are presented within the limits prescribed by available information at the time the report was prepared, in accordance with generally accepted professional environmental practice and within the requirements by the Client. There is no other warranty, either expressed or implied.

The data and findings of this report are based on the data and information obtained from the agreed upon scope of work between Basics and the Client. Because contamination is not necessarily evenly distributed across the property's soils and ground water, it can easily remain undetected and geology may control the subsurface distribution of contamination. Additional scope of services including geologic interpretation (at greater cost) may or may not disclose information which may significantly modify the findings of this report. We accept no liability on completeness or accuracy of the information presented and or provided to us, or any conclusions and decisions which may be made by the Client or others regarding the subject site.

This report was prepared solely for the benefit of Basic's Client. Basics consents to the release of this report to third parties involved in the evaluation of the property for which the report was prepared, including without limitation, lenders, title companies, public institutions, attorneys, and other consultants. However, any use of or reliance upon this report shall be solely at the risk of such party and without legal recourse against Basics, or its subcontractors, affiliates, or their respective employees, officers, or directors, regardless of whether the action in which recovery of damage is sought is based upon contract, tort (including the sole, concurrent or other negligence and strict liability of Basics), statute or otherwise. This report shall not be used or relied upon by a party that does not agree to be bound by the above statements.



Donavan G. Tom, R.E.A. II  
Principal Consultant



Paul H. King, P.G. #5901  
Associate Consultant

## 1.0 INTRODUCTION

### 1.1 Purpose of Assessment

Basics Environmental, Inc. (Basics) has performed this Limited Phase II Environmental Site Sampling Report (Phase II) for Crown Chevrolet-Cadillac-Isuzu, Inc. pursuant to our signed agreement on February 18, 2009 and associated with a property transaction. The "subject site" is at 7544 Dublin Boulevard & 6707 Golden Gate Drive, Dublin, California (See Drawing 1). A site plan showing subject site features is attached as Drawing 2. An aerial photograph of the subject site is attached as Drawing 3.

### 1.2 Background

On the basis of the information compiled within a Phase I Environmental Site Assessment Report, prepared for the subject site by Basics dated October 13, 2008, the following recognized environmental condition was identified for the subject site:

- (1) The subject site has a long history of utilizing hazardous materials as part of auto dealership operations from at least 1968 to 2009.

According to historical resources, the subject site has been occupied as a car dealership with on-site auto repair facilities since 1968 (approximately 40 years). Hazardous materials reportedly stored onsite as part of auto repair operations include (and maximum amounts) acetylene (344 to 564 ft<sup>3</sup>), Automatic Transmission Fluid (ATF) (240 to 270 gallons), base coat paint (60 gallons), blue glass cleaner (25 to 65 gallons), car batteries (90), car wash wax (140 gallons), carbon dioxide (750 to 1,075 ft<sup>3</sup>), cold parts cleaner (70 gallons), coolant/antifreeze (100 to 785 gallons), falcon blue (25 gallons), Freon (500 pounds), gasoline (1,000 gallons), gear lube (80 to 96 gallons), helium (834 ft<sup>3</sup>), kerosene (55 to 220 gallons), lacquer thinner (32 to 110 gallons), miscellaneous paint products (40 to 110 gallons), motor oil (600 to 940 gallons), parts cleaning solvent (135 gallons), refrigerant oil (420 gallons), Stoddard solvent (80 gallons), thinner (110 gallons), waste coolant (240 to 250 gallons), waste lacquer thinner (55 to 110 gallons), and waste oil (1,000 gallons).



Service Area 1 is located at the west side of Building B. Located within Service Area 1 are aboveground and belowground hoists along the north and south sides of the building. Patches of concrete indicative of former underground hydraulic lifts were also observed within Service Area 1. Two rectangular-shaped, concrete-filled patches indicative of a former sump or oil/water separator are located at the west side of Service Area 1. A small circular patch indicative of subsurface sampling was observed just to the south of the rectangular patches. The results were not provided for review. Five aboveground storage tanks (ASTs) are located at the southeast corner of Service Area 1. Four of the ASTs contain motor oil and one contains ATF. The capacities of the ASTs range from 100 to 200 gallons. Visual observations of Service Area 1 did not reveal any obvious evidence of hazardous materials, stains or spills. Visual observations of the floors within Service Area 1 did not reveal any other obvious evidence of drains, sumps, cracks or other conduits to the subsurface.

Service Area 2 is located at the east side of the Building B. Located within Service Area 2 are aboveground and belowground hoists along the north and south sides of the building. Patches of concrete indicative of former underground hydraulic lifts were also observed within Service Area 2. A hot water parts washer, a sump, and three 55-gallon plastic drums containing detergents are located at the northwest corner of Service Area 2. The parts washer is equipped with a concrete secondary containment system. Oily staining was noted on the concrete floor surrounding the sump, parts washer, and drums of detergent. Several 55-gallon drums containing detergent and a water treatment system is located at the northeast corner of Service Area 2. The water treatment system circulates water through the adjoining carwash located outside along the east side of Building B. Visual observations of Service Area 2 did not reveal any other obvious evidence of hazardous materials, stains or spills. Visual observations of the floors within Service Area 2 did not reveal any other obvious evidence of drains, sumps, cracks or other conduits to the subsurface.

Paint & Auto Body Shop 1 is located at the center portion of Building C. One underground hoist, two aboveground hoists, and one spray booth (southwest corner) are located within Paint & Auto Body Shop 1. One stairwell located at the north side of Paint & Auto Body Shop 1 provides access to a file storage loft located above the northern portion of Paint & Auto Body Shop 1. Visual observations of the floors within Service Area 1 did not reveal any other obvious evidence of drains, sumps, cracks or other conduits to the subsurface.

Paint & Auto Body Shop 2 is located at the southern portion of Building C. Two spray booths are located at the northwest portion of the Paint & Auto Body Shop 2. A flammable materials cabinet containing spray cans of reducer is located at the west side of Paint & Auto Body Shop 2. Shelves of numerous quart-sized containers of auto body paint and a mixing machine are located along the southwest side of Paint & Auto Body Shop 2. Visual observations of the shelves did not reveal any obvious evidence of stains or spills. A workbench and small containers (one gallon or less) of thinners, three 55-

gallon drums of waste thinner on secondary containers, and two 5-gallon covered metal containers were observed at the southwest corner of Paint & Auto Body Shop 2. Visual observations of the area around the workbench and containers of thinner and waste thinner reveal paint staining. In addition, lacquer thinner is also stored at the northeast corner of Paint & Auto Body Shop 2. Visual observations of the floors within Service Area 2 did not reveal any obvious evidence of drains, sumps, cracks or other conduits to the subsurface.

A car wash is located to the east of Building B. A trench drain located along the center of the car wash directs the wash water to a separator and subsequently, to the treatment system for recycling. Three plastic 55-gallon drums of detergent were observed in the carwash area.

An approximately 200-gallon waste antifreeze AST is located along the south side of Building B under an awning. Visual observations of the AST and the concrete paved area around the AST revealed superficial staining.

One 500-gallon diesel AST, one 1,000-gallon gasoline UST, and one 1,000-gallon waste oil UST are located in the area south of Building B. In July 1986, one 1,000-gallon waste oil UST and one 1,000-gallon gasoline UST were installed, replacing two former 1,000-gallon USTs also containing waste oil and gasoline in the same location. A fuel dispenser is located approximately 10 feet north of the UST fill port. No environmental sampling was required at the time of UST replacement.

In 2003, soil sampling was conducted during dispenser pan installation. One soil sample (DS-1) was collected from 2.5 feet bgs from the base of the excavation beneath the dispenser location. One sample (Comp-DS) was collected from the excavated soil stockpile. The soil samples were analyzed for total petroleum hydrocarbons as gasoline (TPH-g), Benzene, Toluene, Ethylbenzene, and Xylenes (BTEX), and methyl tertiary-butyl ether (MTBE). Analytical results showed no detectable concentrations of petroleum hydrocarbon constituents analyzed. Lead was detected at the low concentrations of 4.7 mg/kg and 3.3 mg/kg in samples DS-1 and Comp DS, respectively. However, sampling in this area only addressed shallow soil in the vicinity of the fuel dispenser.

From 2003 to the present the tanks, piping, and gasoline dispenser have been upgraded several times and have tested tight.

The subject site is not currently listed as a contaminated facility; however, given the appreciable amounts of hazardous materials used over an extended period of time, it is conceivable that soil and/or groundwater may have been impacted. Inadvertent discharges of hazardous materials to the concrete porous surface are not always evident. However, years of usage of appreciable amounts of chemicals typically 55-gallons or more (over five to ten or more years) plus any conduits to the subsurface (drains, sumps or cracks) increase the potential of inadvertent discharges to the subsurface.

As such, Basics was authorized to perform subsurface sampling to assess if there are any residual impacts from the current and past use of hazardous substances onsite.

### 1.3 Scope of Work

To address the site-specific suspect areas of concern, Basics proposed the following Limited Phase II Environmental Site Sampling approach to preliminarily assess potential environmental impacts from the identified recognized environmental conditions.

The scope of work performed for this Limited Phase II Environmental Site Sampling consisted of the following tasks:

- Under the direction of a California Registered Environmental Assessor II and California Professional Geologist, at least ten shallow exploratory borings were to be advanced at the subject site (designated as B1 through B10).

Basics proposed at least ten soil borings to be advanced at the subject site to screen for potential residual environmental impacts from primarily current and past auto maintenance operations. One boring (B1) was to be advanced in the area of the paint mixing area of the auto body shop; two borings (B2 and B3) were to be advanced in the associated paved parking lot area/former bulk storage area near the storm water runoff drains (perceived down gradient positions); one boring (B4) was to be advanced in the associated paved area near the outside location of an air compressor and hazardous materials storage area; one boring (B5) was to be advanced in the area of a former sump with the service area; one boring (B6) was to be advanced in the associated paved area near the location of a 1,000-gallon waste oil underground storage tank; one boring (B7) was to be advanced in the area of the hazardous materials storage area of the service area; one boring (B8) was to be advanced in the area of a sump within the service area; one boring (B9) was to be advanced in the associated paved area near the location of a 1,000-gallon gasoline underground storage tank; and one boring (B10) was to be advanced in the service area (adjacent to the car wash).

Soil samples were to be collected within the soil at depths of approximately four and eight feet bgs within each of the borings B1 through B10, except for B6 and B9 which were to be collected at ten and fifteen feet bgs. Basics was also to attempt to retrieve grab groundwater samples from each of the borings. Based on discussions with the client and to limit the analytical costs, only the four and ten foot soil samples and select grab groundwater samples were to be initially analyzed at the laboratory and the other deeper soil samples were to be held pending the initial analytical results.

Based on local subsurface investigations at nearby locations, groundwater in the area was reported to be encountered at a depth of approximately 10 to 15 feet bgs and to flow in a southerly direction. If deemed warranted from visual observations of the samples, additional soil samples were to be collected from the exploratory borings.

- The samples were to be collected, labeled, placed in a cooler with ice, and transported with Chain of Custody documentation to McCampbell Analytical Laboratory, a State-accredited laboratory with the Department of Toxic Substances Control (DTSC) of the California Environmental Protection Agency, for analysis;
- All soil and grab water samples were to be analyzed for multi range total petroleum hydrocarbons as gasoline, diesel, kerosene, Stoddard solvent, motor oil and bunker oil (TPH-g/d/k/ss/mo/bo); and volatile organic compounds;
- The soil samples collected within the auto service areas (B5, B7, B8 and B10) were to be also analyzed for polychlorinated biphenyls;
- The soil samples collected within the paint shop and underground storage tank areas (B1, B6 and B9) were to be also analyzed for priority pollutant metals; and
- The grab water samples collected at locations B4 and B10 (perceived down gradient positions to a hazardous material storage area and adjacent to the car wash) were to be also analyzed for ethylene glycol.

The work for this Limited Phase II Environmental Site Sampling was performed within the client-approved scope of work and budget for the assessment. It should be noted that this scope of work only screens the potential of inadvertent discharges of constituents of concern as defined within the previous Phase I Environmental Site Assessment Report conducted by Basics within representative areas and not the presence of undocumented underground storage tanks. Based on the visual site inspection, no obvious evidence of undocumented underground storage tanks and/or associated appurtenances have been noted for the subject site. If future plans include the major redevelopment of the subject site, a search for any unforeseen underground storage tanks and/or collection of additional soil samples and ground water samples may be warranted.

#### 1.4 Permits and Regulatory Compliance

Agencies were contacted prior to the beginning of this work and the permits necessary to proceed were obtained. Permits and/or approvals were obtained from the following agencies:

- Livermore-Amador Valley Zone 7 Water Agency – Drilling Permit Number 29014; and
- Underground Services Alert (U.S.A.), U.S.A. Ticket # 047384.

## 2.0 SOIL AND GROUND WATER SAMPLING

### 2.1 Field Activities

#### 2.1.1 Limited Subsurface Investigation

On February 24<sup>th</sup> and 25<sup>th</sup>, 2009, ten soil borings were advanced by Vironex, Inc. of Pacheco, California under the direction of a California Registered Environmental Assessor II and Professional Geologist. The borings were specifically intended to sample the shallow subsurface soil and ground water. The targeted areas of concern are shown on Drawing 2 and include the following:

- One boring (B1) was to be advanced in the area of the paint mixing area of the auto body shop;
- Two borings (B2 and B3) were to be advanced in the associated paved parking lot area/former bulk hazardous materials storage area near the storm water runoff drains (perceived down gradient positions);
- One boring (B4) was to be advanced in the associated paved area near the outside location of an air compressor and hazardous materials storage area;
- One boring (B5) was to be advanced in the area of a former sump with the service area;
- One boring (B6) was to be advanced in the associated paved area near the location of a 1,000-gallon waste oil underground storage tank;
- One boring (B7) was to be advanced in the area of the hazardous materials storage area of the service area;
- One boring (B8) was to be advanced in the area of a sump within the service area;
- One boring (B9) was to be advanced in the associated paved area near the location of a 1,000-gallon gasoline underground storage tank; and
- One boring (B10) was to be advanced in the service area (adjacent to the car wash).

Prior to drilling activities, a representative of Basics performed an inspection of the facility. Boring locations were based on known current hazardous substance handling areas and estimated past hazardous substance handling areas identified in the previous report. Due to the size and nature of the auto maintenance areas, sampling locations were intended to provide generally representative samples only and screen for potential impacts.

The sampling locations were marked at the site with white paint and cleared with Underground Service Alert (U.S.A.) prior to drilling activities. Vironex utilized Geoprobe® 6600 Direct Penetration Technology (DPT) drilling methods. DPT uses dry impact methods to drive boring tools into the subsurface. A soil sample was collected in a 2-inch diameter, five foot long steel continuous core sampler. Transparent polyvinyl chloride (PVC) soil liners were utilized within the inner sample barrel. PVC soil liners are inert to petroleum hydrocarbons, metals, solvents, pesticides and most hazardous substances (except high levels of phenols). After advancing both the drive-casing and sample barrel five feet, the sampler was removed from the borehole, and the sample tube removed from the sampler. Selected sections of the sample tube were then cut from the targeted depths and the ends of the selected section of tube were sequentially sealed with aluminum foil and plastic endcaps. Each selected section of tube was then sealed and labeled for analytical purposes and stored in a cooler with ice pending delivery to the laboratory; the remainder of the samples were evaluated for field characterization. The drive-casing and sample barrel were advanced in this manner until the total depth of each borehole was reached.

Soil samples from boreholes B1 through B10, except for B6 and B9, were retrieved from the discrete depths of approximately 4 and 8 feet bgs within the target areas of concern. Sample depths were initially based on typical site screening depths with respect to the environmental condition being assessed and not determined by geologic interpretation.

Soil samples from borehole B6 were retrieved from the discrete depths of approximately 5.0 and 10.0 feet bgs and from borehole B9 from the discrete depths of 5.0, 10.0 and 14.0 feet bgs within the areas of the 1,000-gallon waste oil and 1,000-gallon unleaded gasoline underground storage tanks, respectively. Sample depths were initially based on typical site screening depths with respect to the size of the underground storage tank being assessed and not

determined by geologic interpretation, however, since ground water was encountered prior to 15 feet bgs. the deeper soil samples were adjusted just below the saturated zone.

Each of the soil borings B1 through B9 were advanced to a total depth of approximately 15 feet bgs and boring B10 was advanced to a total depth of approximately 17.0 feet bgs for groundwater sampling purposes. Subsurface materials were identified and evaluated based on the continuous cores from the boreholes and relative drilling difficulty. The soil from all of the borings was logged in the field in accordance with standard geologic field techniques and the Unified Soil Classification System. All of the soil was evaluated with a 10.6 eV Photoionization Detector (PID) calibrated using a 100 ppm isobutylene standard. No organic vapors were detected with the PID and no petroleum hydrocarbon or solvent odors were detected in any of the boreholes. No staining or discoloration were detected in any of the boreholes with the exception of B5 between the depths of 2.0 and 5.0 feet bgs in fill material, B6 between the depths of 3.0 and 4.0 in silt, B9 between the depths of 11.0 and 15.0 in silt, and B10 between the depths of 1.0 and 1.5 feet bgs in fill material. The subsurface materials encountered in the boreholes consisted primarily of clay, silty clay, and silt with layers of sand or silty gravel encountered in all of the boreholes except for B2 and B9. The sand or silty gravel layers typically ranged from 0.5 to 1.0 feet thick, with the exception of B3 where a 3.5 foot thick layer of sand was encountered, and B7 where a 1.5 foot thick layer of sand was encountered. Copies of the boring logs are attached with this report as Appendix A.

The grab groundwater sampling procedures followed by Vironex are described below:

- Threading together and lowering into the boring 1-inch diameter slotted PVC pipe to the bottom of the borehole; and
- Allowing time for groundwater to enter the slotted pipe.
- Lowering a polyethylene tube with a stainless steel foot valve into the slotted pipe and lifting the water sample to the surface with the tubing and footvalve; and
- Decanting the sample into labeled, laboratory-provided containers and placing the containers into an insulated chest containing ice.



Groundwater was initially encountered at depths ranging from approximately 11 to 14.5 feet bgs during drilling, and was subsequently measured at depths ranging from 10.1 to 12.9 feet bgs within 10 minutes of drilling to the total borehole depth, with the exception of B9 where water was subsequently measured at a depth of 9.6 feet bgs.

Following groundwater sample collection, the temporary slotted PVC pipe was removed and the borehole was backfilled to the surface with neat cement slurry using a tremie pipe. The drill cuttings were placed in a 55-gallon drum, which was labeled and stored at the site pending receipt of the laboratory analysis.

Once retained for laboratory analysis, all samples were maintained under chain of custody until delivered to the laboratory. The soil and groundwater samples were subsequently delivered to McCampbell Analytical Laboratory, Inc. in Pittsburg, California, a State-accredited laboratory.

### 3.0 CHEMICAL ANALYSES AND RESULTS

#### 3.1 Chemical Analyses

Each of the shallow soil samples retained from each of the soil borings (except for soil samples from depths of 10.0 and 14.0 feet bgs, in soil borings B6 and B9, respectively) were analyzed for the following:

- Multi-Range Total Petroleum Hydrocarbons as gasoline, Stoddard solvent, diesel and motor oil (TPH-g/ss/mo) using EPA Methods SW5030B/8021B/8015B modified and SW3550C/8015B; and
- Volatile Organic Compounds (VOCs) using EPA Method SW8260B.

Each of the groundwater samples retrieved from all of the boreholes, except B6 (where a groundwater sample was not retrieved) were analyzed for the following:

- Multi-Range Total Petroleum Hydrocarbons as gasoline, Stoddard solvent, diesel, kerosene, bunker oil, and motor oil and bunker oil (TPH-g/ss/k/d/bo/mo) and for MTBE and benzene, toluene, ethylbenzene and xylenes (MBTEX) using EPA Method SW5030B/8021B/8015B modified and SW3551C/8015B; and
- Volatile Organic Compounds (VOCs) using EPA Method SW8260B.

Additional laboratory analysis for soil samples from select soil borings and groundwater samples were also analyzed for the following:

- The soil samples collected within the auto service areas (B5, B7, B8 and B10) were analyzed for Polychlorinated Biphenyls (PCBs) using EPA Method SW3550C/8082;
- The soil samples collected within the paint shop and underground storage tank areas (B1, B6 and B9) were analyzed for Priority Pollutant Metals using EPA Method SW3050B/6020A;
- The grab water samples collected within the paint shop and adjacent to the car wash (B1 and B10) were analyzed for Priority Pollutant Metals using EPA Method E200.8; and

- The grab water samples collected from adjacent to a hazardous materials storage area and the car wash (B4 and B10) were to be also analyzed for Glycols (Method MAI-Alcohols).

Note: The other soil samples were put on hold pending the analytical results of the selected samples.

### 3.2 Analytical Results

Results of chemical analyses for the samples collected on February 24<sup>th</sup> and 25<sup>th</sup>, 2009 are presented in Tables 1 through 8. Certified laboratory reports are presented in Appendix B, including chain-of-custody documentation.

**Table 1. Soil Analytical Results - Petroleum Hydrocarbons**

Sample ID	Depth Feet	TPH-g mg/kg	TPH-d mg/kg	TPH-ss mg/kg	TPH-mo mg/kg
B1	4.0	ND < 1.0	ND < 1.0	ND < 1.0	ND < 5.0
B2	4.0	ND < 1.0	1.1	ND < 1.0	5.4
B3	4.0	ND < 1.0	ND < 1.0	ND < 1.0	ND < 5.0
B3	4.0	ND < 1.0	ND < 1.0	ND < 1.0	ND < 5.0
B4	4.0	ND < 1.0	ND < 1.0	ND < 1.0	ND < 5.0
B5	4.0	ND < 1.0	1.9	ND < 1.0	ND < 5.0
B6	10.0	ND < 1.0	ND < 1.0	ND < 1.0	ND < 5.0
B7	4.0	ND < 1.0	33	ND < 1.0	180
B8	4.0	ND < 1.0	1.3	ND < 1.0	ND < 5.0
B9	14.0	ND < 1.0	1.4	ND < 1.0	5.5
B10	4.0	ND < 1.0	1.6	ND < 1.0	ND < 5.0
ESL <sup>1</sup>		83	83	83	2,500

ND means not detected above the reporting limit.

NA means Not Analyzed.

<sup>(1)</sup>ESL = San Francisco Bay Regional Water Quality Control Board Environmental Screening Levels Table A – Shallow Soils (≤3m bgs) Groundwater IS Current or Potential Source of Drinking Water – Commercial/Industrial Land Use, updated May 2008.

Bold means levels above respective ESLs.

All sample and ESL values are in mg/kg.

**Table 2. Soil Analytical Results –Volatile Organic Compounds**

Sample ID	Depth Feet	VOCs mg/kg
B1	4.0	All ND
B2	4.0	All ND
B3	4.0	All ND
B4	4.0	All ND
B5	4.0	All ND, except Acetone = 0.18
B6	10.0	All ND
B7	4.0	All ND
B8	4.0	All ND
B9	14.0	All ND
B10	4.0	All ND
ESL <sup>1</sup>		Acetone = 0.5

ND means not detected above the reporting limit.

<sup>(1)</sup>ESL = San Francisco Bay Regional Water Quality Control Board Environmental Screening Levels Table A – Shallow Soils (≤3m bgs) Groundwater IS Current or Potential Source of Drinking Water – Commercial/Industrial Land Use, updated May 2008.

Bold means levels above respective ESLs.

All sample and ESL values are in mg/kg.

**Table 3. Soil Analytical Results –Polychlorinated Biphenyls**

Sample ID	Depth Feet	PCBs mg/kg
B5	4.0	All ND < 1.2
B7	4.0	All ND < 0.025
B8	4.0	All ND < 0.025
B10	4.0	All ND < 0.025
ESL <sup>1</sup>		0.74

ND means not detected above the reporting limit.

<sup>(1)</sup>ESL = San Francisco Bay Regional Water Quality Control Board Environmental Screening Levels Table A – Shallow Soils (≤3m bgs) Groundwater IS Current or Potential Source of Drinking Water – Commercial/Industrial Land Use, updated May 2008.

**Bold means levels above respective ESLs.**

All sample and ESL values are in mg/kg.

**Table 4. Soil Analytical Results - Inorganic Constituents (TTLC Extraction)**

Sample ID	Depth Feet	Sb mg/kg	As mg/kg	Be mg/kg	Cd mg/kg	Cr <sup>(total)</sup> mg/kg	Cu mg/kg	Pb mg/kg
B1	4.0	ND < 0.5	<b>8.9</b>	0.56	0.42	46	25	8.0
B6	10.0	ND < 0.5	<b>8.2</b>	0.54	0.31	51	28	7.3
ESL <sup>1</sup>		40	1.6	8.0	7.4	None	230	750

**Table 4. Soil Analytical Results - Inorganic Constituents (TTLC Extraction) (contd.)**

Sample ID	Depth Feet	Hg mg/kg	Ni mg/kg	Se mg/kg	Ag mg/kg	Tl mg/kg	Zn mg/kg
B1	4.0	ND < 0.05	41	ND < 0.5	ND < 0.5	ND < 0.5	56
B6	10.0	ND < 0.05	41	ND < 0.5	ND < 0.5	ND < 0.5	61
ESL <sup>1</sup>		10	150	10	40	16	600

ND means not detected above the reporting limit.

<sup>(1)</sup>ESL = San Francisco Bay Regional Water Quality Control Board Environmental Screening Levels Table A - Shallow Soils (≤3m bgs) Groundwater IS Current or Potential Source of Drinking Water - Commercial/Industrial Land Use, updated May 2008.

**Bold means levels above respective ESLs.**

<sup>(total)</sup>Note: These soil samples were analyzed for total chromium detected (assumes 6:1 ratio of Chromium III to Chromium VI within these samples).

All sample and ESL values are in mg/kg.

**Table 5. Grab Groundwater Analytical Results - Petroleum Hydrocarbons**

Sample ID	TPH-g μg/L	TPH-d μg/L	TPH-ss μg/L	TPH-k μg/L	TPH-mo μg/L	TPH-bo μg/L
B1-W	65	<b>2,400</b>	57	<b>1,500</b>	<b>2,100</b>	<b>2,700</b>
B2-W	ND < 50	<b>6,400</b>	ND < 50	<b>1,200</b>	<b>49,000</b>	<b>58,000</b>
B3-W	ND < 50	<b>930</b>	ND < 50	<b>230</b>	<b>4,500</b>	<b>6,100</b>
B4-W	ND < 50	<b>600</b>	ND < 50	<b>110</b>	<b>3,200</b>	<b>4,100</b>
B5-W	ND < 50	65	ND < 50	ND < 50	ND < 250	170
B7-W	ND < 50	62	ND < 50	ND < 50	<b>410</b>	<b>470</b>
B8-W	<b>550</b>	<b>230</b>	<b>170</b>	<b>180</b>	<b>270</b>	<b>530</b>
B9-W	ND < 50	<b>3,400</b>	ND < 50	ND < 50	<b>22,000</b>	<b>25,000</b>
B10-W	ND < 50	<b>2,400</b>	ND < 50	ND < 50	<b>23,000</b>	<b>25,000</b>
ESL <sup>2</sup>	100	100	100	100	100	100

ND means not detected above the reporting limit.

<sup>(2)</sup>ESL = San Francisco Bay Regional Water Quality Control Board Environmental Screening Levels Table A – Shallow Soils (≤3m bgs) Groundwater IS Current or Potential Source of Drinking Water, updated May 2008.

**Bold means levels above respective ESLs.**

All sample and ESL values in μg/L.



**Table 6. Grab Groundwater Analytical Results – Volatile Organic Constituents**

Sample ID	Acetone µg/L	Napthalene µg/L	PCE µg/L	Chlorobenzene µg/L	1,2-DCB µg/L	B µg/L
B1-W	54	1.2	ND < 0.5	ND < 0.5	ND < 0.5	ND < 0.5
B2-W	ND < 10	ND < 0.5	ND < 0.5	ND < 0.5	ND < 0.5	ND < 0.5
B3-W	ND < 10	ND < 0.5	ND < 0.5	ND < 0.5	ND < 0.5	ND < 0.5
B4-W	ND < 10	ND < 0.5	ND < 0.5	ND < 0.5	ND < 0.5	ND < 0.5
B5-W	ND < 10	ND < 0.5	1.6	ND < 0.5	ND < 0.5	ND < 0.5
B7-W	ND < 10	ND < 0.5	ND < 0.5	ND < 0.5	ND < 0.5	ND < 0.5
B8-W	ND < 10	ND < 0.5	<b>9.6</b>	<b>370</b>	<b>140</b>	<b>2.9</b>
B9-W	ND < 10	ND < 0.5	ND < 0.5	ND < 0.5	ND < 0.5	ND < 0.5
B10-W	ND < 10	ND < 0.5	1.9	ND < 0.5	ND < 0.5	ND < 0.5
ESL <sup>2</sup>	1,500	17	5.0	25	10	1.0

**Table 6. Grab Groundwater Analytical Results – Volatile Organic Constituents (contd.)**

Sample ID	1,2,4-TMB µg/L	1,3,5-TMB µg/L	T µg/L	E µg/L	X µg/L	MTBE µg/L
B1-W	4.8	1.9	3.0	1.8	12	ND < 0.5
B2-W	ND < 0.5	ND < 0.5	0.77	ND < 0.5	ND < 0.5	ND < 0.5
B3-W	0.65	ND < 0.5	1.1	ND < 0.5	0.66	ND < 0.5
B4-W	ND < 0.5	ND < 0.5	0.56	ND < 0.5	ND < 0.5	ND < 0.5
B5-W	ND < 0.5	ND < 0.5	0.70	ND < 0.5	ND < 0.5	ND < 0.5
B7-W	ND < 0.5	ND < 0.5	ND < 0.5	ND < 0.5	ND < 0.5	ND < 0.5
B8-W	ND < 0.5	ND < 0.5	ND < 0.5	ND < 0.5	ND < 0.5	ND < 0.5
B9-W	ND < 0.5	ND < 0.5	0.84	ND < 0.5	ND < 0.5	0.94
B10-W	ND < 0.5	ND < 0.5	0.58	ND < 0.5	ND < 0.5	ND < 0.5
ESL <sup>2</sup>	None	None	40	30	20	5.0

ND means not detected above the reporting limit.

<sup>(2)</sup>ESL = San Francisco Bay Regional Water Quality Control Board Environmental Screening Levels Table A – Shallow Soils (≤3m bgs) Groundwater IS Current or Potential Source of Drinking Water, updated May 2008.

**Bold means levels above respective ESLs.**

All sample and ESL values in µg/L.

PCE = Tetrachloroethene  
 B = Benzene  
 1,2-DCB = 1,2-Dichlorobenzene  
 1,2,4-TMB = 1,2,4-Trimethylbenzene  
 1,3,5-TMB = 1,3,5-Trimethylbenzene  
 T = Toluene  
 E = Ethylbenzene  
 X = Xylenes  
 MTBE = Methyl-Tert-Butyl Ether

**Table 7. Grab Groundwater Analytical Results - Inorganic Constituents**

Sample ID	Sb μg/L	As μg/L	Be μg/L	Cd μg/L	Cr <sup>(total)</sup> μg/L	Cu μg/L	Pb μg/L
B1-W	0.64	3.9	ND < 0.5	ND < 0.25	<b>59</b>	1.7	ND < 0.5
B10-W	ND < 0.5	1.8	ND < 0.5	ND < 0.25	ND < 0.5	ND < 0.5	ND < 0.5
ESL <sup>2</sup>	6.0	36	0.53	0.25	50	3.1	2.5

**Table 7. Grab Groundwater Analytical Results - Inorganic Constituents (contd.)**

Sample ID	Hg μg/L	Ni μg/L	Se μg/L	Ag μg/L	Tl μg/L	Zn μg/L
B1-W	<b>0.17</b>	0.86	0.88	ND < 0.19	ND < 0.5	ND < 5
B10-W	ND < 0.012	3.6	ND < 0.5	ND < 0.19	ND < 0.5	ND < 5
ESL <sup>2</sup>	0.025	8.2	5.0	0.19	2.0	81

ND means not detected above the reporting limit.

Grab water samples were filtered and preserved at the laboratory prior to extraction.

<sup>(2)</sup>ESL = San Francisco Bay Regional Water Quality Control Board Environmental Screening Levels Table A – Shallow Soils (≤3m bgs) Groundwater IS Current or Potential Source of Drinking Water, updated May 2008.

**Bold means levels above respective ESLs.**

<sup>(total)</sup>Note: These samples were analyzed for total chromium detected (assumes 6:1 ratio of Chromium III to Chromium VI within these samples).

All sample and ESL values in μg/L.

**Table 8. Grab Groundwater Analytical Results –Glycols**

Sample ID	Glycols $\mu\text{g/L}$
B4-W	All ND < 0.2
B10-W	All ND < 0.2
ESL <sup>2</sup>	None

ND means not detected above the reporting limit.

<sup>(2)</sup>ESL = San Francisco Bay Regional Water Quality Control Board Environmental Screening Levels Table A – Shallow Soils ( $\leq 3\text{m}$  bgs) Groundwater IS Current or Potential Source of Drinking Water, updated May 2008.

All sample and ESL values are in  $\mu\text{g/L}$ .

## 4.0 DISCUSSION AND RECOMMENDATIONS

### 4.1 Discussion

#### 4.1.1 Soil Samples

Based on the laboratory results of the soil samples reported herein, detectable amounts of total petroleum hydrocarbons as diesel and motor oil were detected within the soil samples collected at approximately 4.0 feet bgs in boreholes B2, B5, B7, B8 and B10 and at approximately 14.0 feet bgs in borehole B9. No other detectable concentrations of total petroleum hydrocarbons as gasoline, diesel, Stoddard solvent or motor oil were detected in soil samples collected from boreholes B1 through B10.

The maximum concentrations of total petroleum hydrocarbons as diesel at 33 mg/kg and motor oil at 180 mg/kg detected in the soil samples collected are below their respective May 2008 ESL for shallow soil ( $\leq 3$ m bgs) set forth by the SFRWQCB for residential and industrial/commercial land use where groundwater is a current or potential source of drinking water. The ESL for TPH (residual fuels) which corresponds to the TPH-motor oil and bunker oil results is 2,500 mg/kg for shallow soil and commercial/industrial land use, and 370 mg/kg for shallow soil for residential land use.

No detectable concentrations of volatile organic compounds were detected within the soil samples collected at approximately 4.0 feet bgs in boreholes B1, B2, B3, B4, B5, B7, B8 and B10 or soil samples collected at approximately 10 and 14 feet bgs in boreholes B6 and B9, respectively, except for a small amount of acetone at 0.18 mg/kg within B4. The detected concentration of acetone is below its respective May 2008 ESL for shallow soil ( $\leq 3$ m bgs) set forth by the SFRWQCB for residential and industrial/commercial land use where groundwater is a current or potential source of drinking water (0.5 mg/kg for acetone).

No detectable concentrations of polychlorinated biphenyls were detected within the soil samples collected at approximately 4.0 feet bgs in boreholes B5, B7, B8 and B10. However, because of the elevated detection limit for the B5 soil sample, the detection limit exceeded the ESL.

Detectable concentrations of arsenic, beryllium, cadmium, total chromium, copper, lead, mercury nickel, and zinc were encountered within the soil samples in boreholes B1 and B6. The analytical results indicate the concentrations of arsenic, beryllium, cadmium, chromium, copper, lead, mercury, nickel, and zinc in the soil are below their respective Total Threshold Limit Concentration (TTL) set forth by the California Administration Code, Title 22 (500 mg/kg for arsenic, 75 mg/kg for beryllium, 100 mg/kg for cadmium, 2,500 mg/kg for total chromium, 2,500 mg/kg for copper, 1,000 mg/kg for lead, 20 mg/kg for mercury, 2,000 mg/kg for nickel, and 5,000 mg/kg for zinc) and that none of the detected metals concentrations require further characterization for waste characterization purposes (i.e. no Waste Extraction Test (WET) or Toxic Characteristic Leaching Procedure (TCLP) are needed).

All detected metal concentrations, with the exception of arsenic in all each of the boreholes are also below their respective applicable May 2008 ESLs for shallow soil (<3 meters) set forth by the SFRWQCB for industrial/commercial sites where ground water is a current or potential source of drinking water (8.0 mg/kg for beryllium, 7.4 mg/kg for cadmium, 230 mg/kg for copper, 750 mg/kg for lead, 10 mg/kg for mercury, 150 mg/kg for nickel, and 600 mg/kg for zinc). The concentrations of arsenic ranging from 8.2 mg/kg to 8.9 mg/kg within B1 and B6 were above the May 2008 ESLs for shallow soil (<3 meters) set forth by the SFRWQCB for industrial/commercial sites where ground water is a current or potential source of drinking water (1.5 mg/kg for arsenic). No ESL exists for total chromium. To determine if chromium exceeds ESL values of concern, additional analysis may be performed for hexavalent chromium, and the results compared to the respective ESL.

#### 4.1.2 Grab Groundwater Samples

Based on the laboratory results of the grab groundwater samples reported herein, detectable amounts of two or more of the following compounds were detected in all of the ground water grab samples: total petroleum hydrocarbons as diesel, kerosene, motor oil and bunker oil. The ground water grab samples were collected from all of the boreholes except B6, where a groundwater grab sample was not collected. In addition, detectable amounts of total petroleum hydrocarbons as gasoline and Stoddard solvent were detected within the grab groundwater sample collected from boreholes B1 and B8.

May 2008 SFRWQCB ESL values where groundwater is a current or potential source of drinking water were exceeded for the following samples.

- TPH-g: B8
- TPH-ss: B8
- TPH-k: B1, B2, B3, B4, B8, and detection limits for ND results for B9 and B10
- TPH-d: B1, B2, B3, B4, B8, B9, B10
- TPH-bo: B1, B2, B3, B4, B5, B7, B8, B9, B10
- TPH-mo: B1, B2, B3, B4, B7, B8, B9, B10

The ESL for TPH (gasolines) which corresponds to the TPH-gasoline and Stoddard solvent, TPH (middle distillates) which corresponds to the TPH-diesel and kerosene results and TPH (residual fuels) which corresponds to the TPH-motor oil and bunker oil results are all 100 µg/L.

Detectable concentrations of acetone, naphthalene, 1,2,4-trimethylbenzene, 1,3,5-trimethylbenzene, ethylbenzene, and total xylenes were detected within the grab groundwater sample collected from borehole B1. Detectable concentrations of toluene were detected within the grab groundwater samples collected from boreholes B1, B2, B3, B4, B5, B9 and B10. Detectable concentrations of tetrachloroethene were detected within the grab groundwater samples collected from boreholes B5, B8 and B10. Detectable concentrations of benzene, chlorobenzene and 1,2-dichlorobenzene were detected within the grab groundwater sample collected from borehole B8. Detectable concentrations of methyl-tert-butyl-ether was detected

within the grab groundwater sample collected from borehole B9. No other concentrations of volatile organic compounds analyzed by EPA 8260B were detected in the grab water samples.

The concentrations of tetrachloroethene at 9.6 µg/L, benzene at 2.9 µg/L, chlorobenzene at 370 µg/L, and 1,2-dichlorobenzene at 140 µg/L within the B8 groundwater grab sample exceed their respective May 2008 SFRWQCB ESL values where groundwater is a current or potential source of drinking water (5.0 µg/L for tetrachloroethene, 1.0 µg/L for benzene, 25.0 µg/L for chlorobenzene, and 10 µg/L for 1,2-dichlorobenzene). There are no ESL values for 1,2,4-trimethylbenzene or 1,3,5-trimethylbenzene. No USEPA Region 9 2008 PRGs exists for ground water. However, the USEPA Region 9 2008 PRG for 1,2,4-trimethylbenzene in tap water is 15 µg/L and for 1,3,5-trimethylbenzene is 12 µg/L. None of the detected concentrations of these two compounds exceeded their respective PRG values.

Detectable concentrations of antimony, arsenic, chromium, copper, mercury, nickel, and selenium were detected within the grab groundwater sample in borehole B1. In addition, detectable concentrations of arsenic and nickel were detected within the grab groundwater sample in B10. With the exception of chromium and mercury detected within the grab ground water sample from B1, the analytical results indicate that all of the detected metal concentrations in the ground water are below their respective May 2008 SFRWQCB ESLs where groundwater is a current or potential source of drinking water (6.0 µg/L for antimony, 36 µg/L for arsenic, 3.1 µg/L copper, 0.25 µg/L mercury, 8.2 µg/L for nickel, and 5.0 µg/L selenium). The analytical results indicate the maximum level of total chromium at 59 µg/L in B1 is above its respective May 2008 SFRWQCB ESL where ground water is a current or potential source of drinking water (50 µg/L for total chromium).

No detectable concentrations of glycols were detected within the grab groundwater samples collected in boreholes B4 or B10.

## 4.2 Recommendations

On the basis of the information obtained from the soil samples collected from a depth of approximately 4.0 feet bgs at eight selected locations (B1, B2, B3, B4, B5, B7, B8 and B10), the soil samples collected from a depth of approximately 10 and 14 feet bgs at two select locations (B6 and B9, respectively), and the nine grab groundwater samples collected from nine selected locations (B1, B2, B3, B4, B5, B7, B8, B9 and B10) our findings indicate the following:

(1) Elevated concentrations of total petroleum hydrocarbons for one or more of diesel, motor oil and bunker oil-range compounds were detected in the grab groundwater samples at concentrations exceeding their respective ESLs for groundwater within boreholes B1, B2, B3, B4, B5, B7, B8, B9 and B10. The maximum concentrations of total petroleum hydrocarbons as diesel, motor oil and bunker oil were detected at 6,400 µg/L, 49,000 µg/L and 58,000 µg/L, respectively within borehole B2 (located in the paved parking lot area/former bulk hazardous materials storage area near a storm water runoff drain).

(2) Elevated concentrations of total petroleum hydrocarbons as gasoline and Stoddard solvent were detected in the grab groundwater sample at concentrations exceeding their respective ESLs for groundwater within borehole B8. The maximum concentrations of total petroleum hydrocarbons as gasoline and Stoddard solvent were detected at 550 µg/L and 230 µg/L, respectively within borehole B8 (located near a sump within the service area).

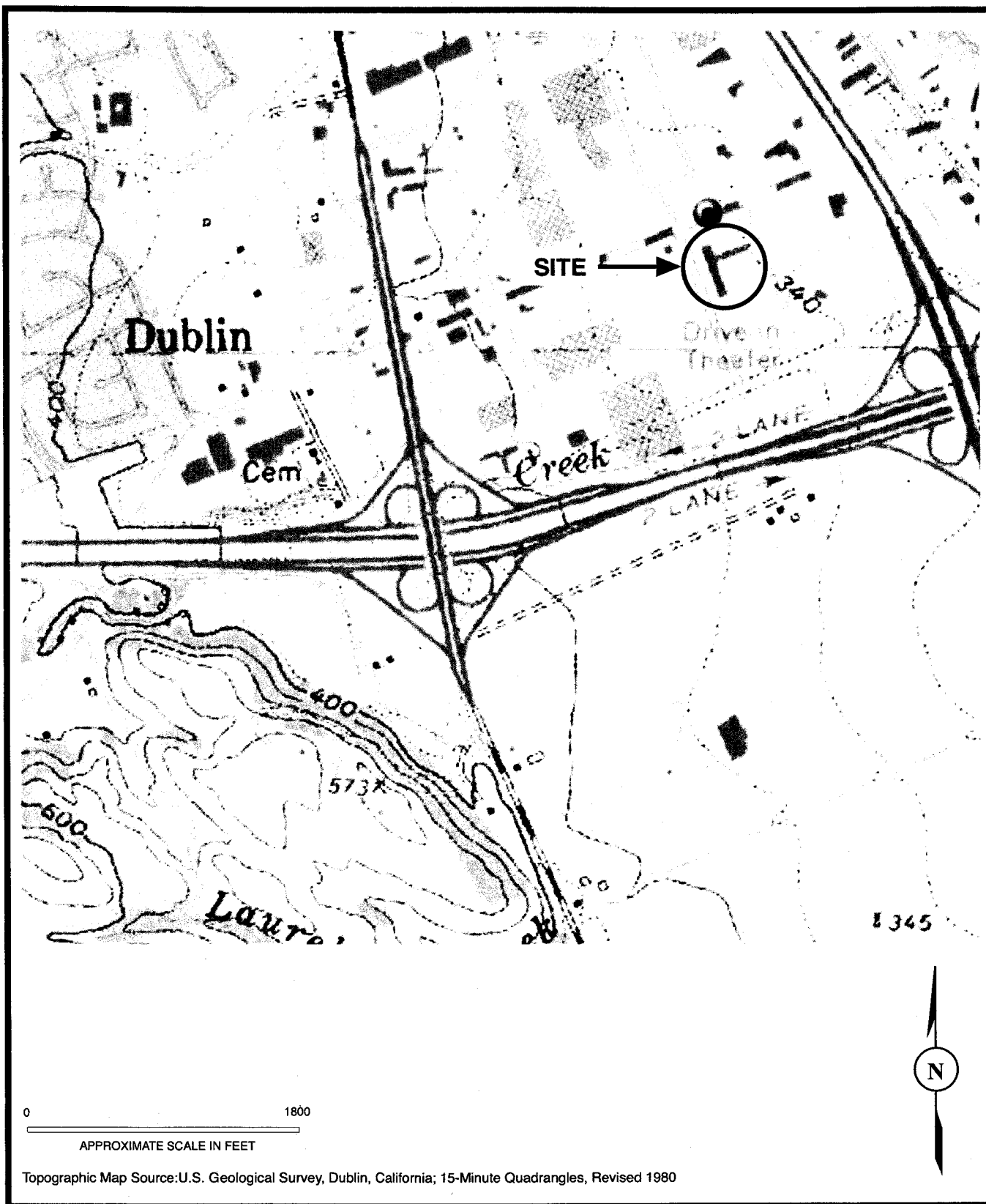
(3) Elevated concentrations of tetrachloroethene, chlorobenzene and 1,2-dichlorobenzene were detected in the grab groundwater sample at concentrations exceeding their respective ESLs for groundwater within borehole B8. The maximum concentrations of tetrachloroethene, benzene, chlorobenzene and 1,2-dichlorobenzene were detected at 9.6 µg/L, 2.9 µg/L, 370 µg/L and 140 µg/L, respectively within borehole B8 (located near a sump within the service area).

(4) Elevated concentrations of total chromium and mercury were detected in the grab groundwater sample at concentrations exceeding their respective ESLs for groundwater within borehole B1. The maximum concentrations of total chromium and mercury were detected at 59 µg/L and 0.17 µg/L, respectively within borehole B1 (located near a paint mixing area of the auto body shop).



(5) Elevated concentrations of arsenic ranging from 8.2 mg/kg to 8.9 mg/kg were detected in the soil samples collected within borehole B1 and B6 exceeding the ESL for arsenic in the soil. Based on communications with the DTSC, the elevated concentrations of arsenic in soil relative to the arsenic ESL are interpreted to be representative of naturally occurring background concentrations.

Sample results exceeding ESL values indicate that an unacceptable level of risk may exist and that additional evaluation of risk may be warranted. As such, Basics recommends that a copy of this report be sent to the local regulatory enforcing agency (Alameda County Environmental Health Services Local Oversight Program and/or San Francisco Regional Water Quality Control Board) for review.




**Site Location**



Limited Phase II Environmental Site Sampling  
 7544 Dublin Boulevard & 6707 Golden Gate Drive  
 Dublin, California

PROJECT NO.  
 09-ENV1427

DRAWING NO.  
 1




**Soil Boring Locations**



Limited Phase II Environmental Site Sampling  
 7544 Dublin Boulevard & 6707 Golden Gate Drive  
 Dublin, California

PROJECT NO.  
 09-ENV1427

DRAWING NO.  
 2



0 50 100

**SITE**  APPROXIMATE SCALE IN FEET AS DETERMINED FROM GOOGLE MAPS



**Aerial Photograph (2005)**



Limited Phase II Environmental Site Sampling  
 7544 Dublin Boulevard & 6707 Golden Gate Drive  
 Dublin, California

PROJECT NO.  
 09-ENV1427

DRAWING NO.  
 3

# P&D ENVIRONMENTAL, INC.

BORING NO.: B1		PROJECT NO.: 0471		PROJECT NAME: Crown Chevrolet Dealership, Dublin			
BORING LOCATION: Inside paint and body shop				ELEVATION AND DATUM: None			
DRILLING AGENCY: Vironex, Inc.		DRILLER: Joe		DATE & TIME STARTED: 2/25/09 0830		DATE & TIME FINISHED: 2/25/09 0850	
DRILLING EQUIPMENT: Geoprobe 6600				LOGGED BY: MLD		CHECKED BY:	
COMPLETION DEPTH: 15.0 Feet		BEDROCK DEPTH: Not Encountered					
FIRST WATER DEPTH: 14.0 Feet		NO. OF SAMPLES: 2 Soil, 1 Water					
DEPTH (FT.)	DESCRIPTION	GRAPHIC COLUMN	WELL CONSTRUCTION LOG	BLOW COUNT PER 6"	PID	REMARKS	
5	0.0 to 0.3 ft. Concrete slab.						Borehole continuously cored using a 5-foot long 2.0-inch O.D. Geoprobe Macrocore barrel sampler. The sampler was lined with 5-foot-long 1.5-inch O.D. transparent PVC tubes.
	0.3 to 2.0 ft. Brown clayey sand (FILL); loose, moist, with gravel to 0.5-in. diameter. No Petroleum Hydrocarbon (PHC) odor.	FILL	No Well Constructed		0		
	2.0 to 7.0 ft. Dark brown clay (CL); stiff, moist, with some angular gravel to 0.25-in. diameter. No PHC odor.	X CL	B1-4.0		0	0 to 5 ft. 4.6 ft. recovery	
	7.0 to 14.5 ft. Olive brown silt (ML); medium stiff, moist. No PHC odor.	X ML	B1-8.0		0	5 to 10 ft. 4.5 ft. recovery	
10						10 to 15 ft. 4.2 ft. recovery	
15	Soft, wet at 14.0 ft.						Water encountered during drilling at 14.0 ft.
	14.5 to 15.0 ft. Brown silty gravel (GM); saturated, with gravel to 0.75-in. diameter. No PHC odor.	GM			0		
20							Borehole terminated at 15.0 ft. on 2/25/09. Temporary 1-in. diam. slotted PVC casing placed in borehole. Water level measured at 10.4 ft. at 0855, and at 10.6 ft. at 0905. Water sample B1-W collected at 0910; no odor or sheen on sample.
25							Borehole grouted on 2/25/09 using a tremie pipe and neat cement grout.
30							

# P&D ENVIRONMENTAL, INC.

BORING NO.: B2		PROJECT NO.: 0471		PROJECT NAME: Crown Chevrolet Dealership, Dublin		
BORING LOCATION: East of former bulk storage adjacent to storm drain			ELEVATION AND DATUM: None			
DRILLING AGENCY: Vironex, Inc.		DRILLER: Joe		DATE & TIME STARTED:	DATE & TIME FINISHED:	
DRILLING EQUIPMENT: Geoprobe 6600				2/25/09 0730	2/25/09 0745	
COMPLETION DEPTH: 15.0 Feet		BEDROCK DEPTH: Not Encountered		LOGGED BY: MLD	CHECKED BY:	
FIRST WATER DEPTH: 13.0 Feet		NO. OF SAMPLES: 2 Soil, 1 Water				
DEPTH (FT.)	DESCRIPTION	GRAPHIC COLUMN	WELL CONSTRUCTION LOG	BLOW COUNT PER 6'	PID	REMARKS
5	0.0 to 0.3 ft. Concrete slab.					Borehole continuously cored using a 5-foot long 2.0-inch O.D. Geoprobe Macrocore barrel sampler. The sampler was lined with 5-foot-long 1.5-inch O.D. transparent PVC tubes.  0 to 5 ft. 4.8 ft. recovery  5 to 10 ft. 4.6 ft. recovery  10 to 15 ft. 4.2 ft. recovery  Water encountered during drilling at 13.0 ft.
	0.3 to 5.0 ft. Dark grayish brown clay (CL); stiff, moist, with trace gravel to 0.25-in. diameter. No Petroleum Hydrocarbon (PHC) odor.	CL	No Well Constructed		0	
	5.0 to 9.5 ft. Dark brown clayey silt (ML); medium stiff, moist. No PHC odor.	ML	B2-4.0		0	
	9.5 to 13.0 ft. Olive brown silty clay (CL); medium stiff, moist. No PHC odor.	CL	B2-8.0		0	
15	Soft at 12.5 ft. Wet at 13.0 ft.					
	13.0 to 15.0 ft. Olive brown silt (ML); soft, saturated. No PHC odor.	ML			0	
20						Borehole terminated at 15.0 ft. on 2/25/09. Temporary 1-in. diam. slotted PVC casing placed in borehole. Water level measured at 10.1 ft. at 0748 and at 0758. Water sample B2-W collected at 0800; no odor or sheen on sample.
25						Borehole grouted on 2/25/09 using a tremie pipe and neat cement grout.
30						

# P&D ENVIRONMENTAL, INC.

BORING NO.: B3		PROJECT NO.: 0471		PROJECT NAME: Crown Chevrolet Dealership, Dublin			
BORING LOCATION: Parking lot across from paint and body shop				ELEVATION AND DATUM: None			
DRILLING AGENCY: Vironex, Inc.		DRILLER: Joe		DATE & TIME STARTED: 2/24/09 0730		DATE & TIME FINISHED: 2/24/09 0800	
DRILLING EQUIPMENT: Geoprobe 6600				LOGGED BY: MLD		CHECKED BY:	
COMPLETION DEPTH: 15.0 Feet		BEDROCK DEPTH: Not Encountered					
FIRST WATER DEPTH: 13.5 Feet		NO. OF SAMPLES: 2 Soil, 1 Water					
DEPTH (FT.)	DESCRIPTION	GRAPHIC COLUMN	WELL CONSTRUCTION LOG	BLOW COUNT PER 6"	PID	REMARKS	
	0.0 to 0.5 ft. Asphalt and Road Base.		No Well Constructed				
	0.5 to 2.0 ft. Black clay (CL); medium stiff, moist, with trace gravel to 0.25-in. diameter. No Petroleum Hydrocarbon (PHC) odor.	CL	B3-4.0		0	Borehole continuously cored using a 5-foot long 2.0-inch O.D. Geoprobe Macrocore barrel sampler. The sampler was lined with 5-foot-long 1.5-inch O.D. transparent PVC tubes.	
	2.0 to 5.0 ft. Dark brown clay (CL); stiff, moist. No PHC odor.	CL			0		
5	5.0 to 7.5 ft. Olive brown clayey silt (ML); stiff, moist, with orange mottling. No PHC odor.	ML			0		
	7.5 to 11.0 ft. Dark brown clayey sand (SW); loose, moist, with gravel to 0.25-in. diameter. No PHC odor.	SW	B3-8.0		0	5 to 10 ft. 5.0 ft. recovery	
10	11.0 to 13.5 ft. Olive brown silty clay (CL); medium stiff, moist. No PHC odor.	CL			0	10 to 15 ft. 4.6 ft. recovery	
	Wet at 13.0 ft.						
	13.5 to 14.5 ft. Olive brown silty sand (SP); loose, saturated. No PHC odor.	SP			0	Water encountered during drilling at 13.5 ft.	
15	14.5 to 15.0 ft. Dark brown silty clay (CL); medium stiff, moist, with trace gravel to 0.25-in. diameter. No PHC odor.	CL				Borehole terminated at 15.0 ft. on 2/24/09. Temporary 1-in. diam. slotted PVC casing placed in borehole. Water level measured at 11.2 ft. at 0802, and at 11.3 ft. at 0812. Sample B3-W collected at 0815; no odor or sheen on sample.	
20						Borehole grouted on 2/24/09 using a tremie pipe and neat cement grout.	
25							
30							

# P&D ENVIRONMENTAL, INC.

BORING NO.: B4		PROJECT NO.: 0471		PROJECT NAME: Crown Chevrolet Dealership, Dublin			
BORING LOCATION: Adjacent to outdoor hoist				ELEVATION AND DATUM: None			
DRILLING AGENCY: Vironex, Inc.		DRILLER: Joe		DATE & TIME STARTED: 2/25/09 0950		DATE & TIME FINISHED: 2/25/09 1005	
DRILLING EQUIPMENT: Geoprobe 6600				LOGGED BY: MLD		CHECKED BY:	
COMPLETION DEPTH: 15.0 Feet		BEDROCK DEPTH: Not Encountered		FIRST WATER DEPTH: 13.5 Feet		NO. OF SAMPLES: 2 Soil, 1 Water	
DEPTH (FT.)	DESCRIPTION	GRAPHIC COLUMN	WELL CONSTRUCTION LOG	BLOW COUNT PER 6"	PID	REMARKS	
5	0.0 to 0.3 ft. Asphalt and road base.		No Well Constructed		0	Borehole continuously cored using a 5-foot long 2.0-inch O.D. Geoprobe Macrocore barrel sampler. The sampler was lined with 5-foot-long 1.5-inch O.D. transparent PVC tubes.	
	0.3 to 1.0 ft. Dark brown clay (CL); stiff, moist. No Petroleum Hydrocarbon (PHC) odor.	CL			0		
	1.0 to 3.0 ft. Brown silt (ML); stiff, moist, with some gravel to 0.25-in. diameter. No PHC odor.	ML	0				
	2.5 to 3.0 ft. Bluish green discoloration.		0				
	3.0 to 5.0 ft. Black clay (CL); stiff, moist, with roots. No PHC odor.	X CL	B4-4.0		0		0 to 5 ft. 4.8 ft. recovery
	5.0 to 6.5 ft. Dark brown silty clay (CL); stiff, moist, with orange mottling. No PHC odor.	CL			0		
	6.5 to 7.5 ft. Brown silty gravel (GM); moist, with gravel to 1.0-in. diameter. No PHC odor.	GM			0		5 to 10 ft. 4.2 ft. recovery
10	7.5 to 15.0 ft. Olive green clayey silt (ML); stiff, moist. No PHC odor.	X ML	B4-8.0	0	10 to 15 ft. 3.8 ft. recovery		
		▼					
		▽					
15	Wet at 13.5 ft.					Water encountered during drilling at 13.5 ft.	
	14.0 to 14.5 ft. With gravel to 0.5-in. diameter.						
20						Borehole terminated at 15.0 ft. on 2/25/09. Temporary 1-in. diam. slotted PVC casing placed in borehole. Water level measured at 11.4 ft. at 1007, and at 11.5 ft. at 1017. Water sample B4-W collected at 1020; no odor or sheen on sample.	
25						Borehole grouted on 2/25/09 using a tremie pipe and neat cement grout.	
30							



# P&D ENVIRONMENTAL, INC.

BORING NO.: B5		PROJECT NO.: 0471		PROJECT NAME: Crown Chevrolet Dealership, Dublin			
BORING LOCATION: Adjacent to former sump near entrance				ELEVATION AND DATUM: None			
DRILLING AGENCY: Vironex, Inc.		DRILLER: Joe		DATE & TIME STARTED: 2/24/09 1100		DATE & TIME FINISHED: 2/24/09 1113	
DRILLING EQUIPMENT: Geoprobe 6600				COMPLETION DEPTH: 15.0 Feet		BEDROCK DEPTH: Not Encountered	
FIRST WATER DEPTH: 14.0 Feet				NO. OF SAMPLES: 2 Soil, 1 Water		LOGGED BY: MLD	
CHECKED BY:							
DEPTH (FT.)	DESCRIPTION	GRAPHIC COLUMN	WELL CONSTRUCTION LOG	BLOW COUNT PER 6"	PID	REMARKS	
5	0.0 to 0.3 ft. Concrete slab.		No Well Constructed			Borehole continuously cored using a 5-foot long 2.0-inch O.D. Geoprobe Macrocore barrel sampler. The sampler was lined with 5-foot-long 1.5-inch O.D. transparent PVC tubes.	
	0.3 to 5.0 ft. Brown clayey sand (FILL); medium dense, moist, with gravel to 0.5-in. diameter. No Petroleum Hydrocarbon (PHC) odor.	FILL			0		
	2.0 to 5.0 ft. Bluish green discoloration.	X	B5-4.0				
	5.0 to 7.5 ft. Black clay (CL); stiff, moist, with organic matter. No PHC odor.	CL			0		
10	7.5 to 14.0 ft. Dark brown silty clay (CL); medium stiff, moist. No PHC odor.	X	B5-8.0			5 to 10 ft. 4.8 ft. recovery	
		CL			0	10 to 15 ft. 4.5 ft. recovery	
15	14.0 to 15.0 ft. Dark brown gravelly clayey sand (SW); loose, wet, with gravel to 0.75-in. diameter. No PHC odor.	SW			0	Water encountered during drilling at 14.0 ft.	
						Borehole terminated at 15.0 ft. on 2/24/09. Temporary 1-in. diam. slotted PVC casing placed in borehole. Water level measured at 11.0 ft. at 1115, and at 10.7 ft. at 1120. Sample B5-W collected at 1125; no odor or sheen on sample.	
20						Borehole grouted on 2/24/09 using a tremie pipe and neat cement grout.	
25							
30							

# P&D ENVIRONMENTAL, INC.

BORING NO.: B6		PROJECT NO.: 0471		PROJECT NAME: Crown Chevrolet Dealership, Dublin			
BORING LOCATION: Adjacent to west waste oil UST			ELEVATION AND DATUM: None				
DRILLING AGENCY: Vironex, Inc.		DRILLER: Joe		DATE & TIME STARTED:		DATE & TIME FINISHED:	
DRILLING EQUIPMENT: Geoprobe 6600				2/25/09 1055		2/25/09 1120	
COMPLETION DEPTH: 15.0 Feet		BEDROCK DEPTH: Not Encountered		LOGGED BY:		CHECKED BY:	
FIRST WATER DEPTH: 13.5 Feet		NO. OF SAMPLES: 2 Soil		MLD			
DEPTH (FT.)	DESCRIPTION	GRAPHIC COLUMN	WELL CONSTRUCTION LOG	BLOW COUNT PER 6"	PID	REMARKS	
	0.0 to 0.3 ft. Asphalt and Road Base.		No Well Constructed				
	0.3 to 2.0 ft. Grayish black clay (CL); stiff, moist. No Petroleum Hydrocarbon (PHC) odor.	CL	B6-5.0		0	Borehole continuously cored using a 5-foot long 2.0-inch O.D. Geoprobe Macrocore barrel sampler. The sampler was lined with 5-foot-long 1.5-inch O.D. transparent PVC tubes.	
	2.0 to 4.0 ft. Gravelly clayey silt (ML); medium stiff, moist, with gravel to 1.0-in. diameter. No PHC odor.	ML			0		
	3.0 to 4.0 ft. Bluish gray discoloration.						
5	4.0 to 6.0 ft. Dark brown clay (CL); stiff, moist, with orange mottling and roots. No PHC odor.	CL			0		
	6.0 to 14.5 ft. Olive brown clayey silt (ML); medium stiff, moist. No PHC odor.	X	B6-10.0			5 to 10 ft. 4.8 ft. recovery	
10		ML			0	10 to 15 ft. 4.4 ft. recovery	
		X					
	13.0 to 13.5 ft. With fine sand. Wet at 13.5 ft.	▼					
	14.5 to 15.0 ft. Silty gravel (GM); saturated, with gravel to 0.25-in. diameter. No PHC odor.	▽					
15		GM			0	Water encountered during drilling at 13.5 ft.	
						Borehole terminated at 15.0 ft. on 2/25/09. Water level measured at 12.2 ft. at 1124, and at 12.4 ft. at 1134. No water sample collected.	
						Borehole grouted on 2/25/09 using a tremie pipe and neat cement grout.	
20							
25							
30							

# P&D ENVIRONMENTAL, INC.

BORING NO.: B7		PROJECT NO.: 0471		PROJECT NAME: Crown Chevrolet Dealership, Dublin		
BORING LOCATION: Inside service area next to oil dispensers			ELEVATION AND DATUM: None			
DRILLING AGENCY: Vironex, Inc.		DRILLER: Joe		DATE & TIME STARTED:	DATE & TIME FINISHED:	
DRILLING EQUIPMENT: Geoprobe 6600				2/24/09 0930	2/24/09 1000	
COMPLETION DEPTH: 15.0 Feet		BEDROCK DEPTH: Not Encountered		LOGGED BY: MLD	CHECKED BY:	
FIRST WATER DEPTH: 13.5 Feet		NO. OF SAMPLES: 2 Soil, 1 Water				
DEPTH (FT.)	DESCRIPTION	GRAPHIC COLUMN	WELL CONSTRUCTION LOG	BLOW COUNT PER 6"	PID	REMARKS
5	0.0 to 0.3 ft. Concrete slab.		No Well Constructed		0	Borehole continuously cored using a 5-foot long 2.0-inch O.D. Geoprobe Macrocore barrel sampler. The sampler was lined with 5-foot-long 1.5-inch O.D. transparent PVC tubes.
	0.3 to 5.0 ft. Brown clayey sand (FILL); loose, moist, with gravel to 1.5-in. diameter. No Petroleum Hydrocarbon (PHC) odor.	FILL				
	5.0 to 8.0 ft. Black clay (CL); stiff, moist, with organic matter. No PHC odor.	CL				
	8.0 to 12.0 ft. Dark brown silt (ML); stiff, moist, with some gravel to 0.25-in. diameter. No PHC odor.	ML				
	12.0 to 13.5 ft. Dark brown silty clay (CL); medium stiff, moist. No PHC odor.	CL				
15	13.5 to 14.0 ft. Dark brown clayey fine sand (SP); loose, wet. No PHC odor.	SP	B7-8.0		0	5 to 10 ft. 4.6 ft. recovery
	14.0 to 15.0 ft. Dark brown silty clay (CL); medium stiff, moist. No PHC odor.	CL				
20					0	10 to 15 ft. 4.8 ft. recovery
					0	Water encountered during drilling at 13.5 ft.
25						Borehole terminated at 15.0 ft. on 2/24/09. Temporary 1-in. diam. slotted PVC casing placed in borehole. Water level measured at 12.7 ft. at 1004, and at 12.6 ft. at 1014. Sample B7-W collected at 1020; no odor or sheen on sample.
						Borehole grouted on 2/24/09 using a tremie pipe and neat cement grout.
30						

# P&D ENVIRONMENTAL, INC.

BORING NO.: B8		PROJECT NO.: 0471		PROJECT NAME: Crown Chevrolet Dealership, Dublin			
BORING LOCATION: Adjacent to car wash sump			ELEVATION AND DATUM: None				
DRILLING AGENCY: Vironex, Inc.		DRILLER: Joe		DATE & TIME STARTED:	DATE & TIME FINISHED:		
DRILLING EQUIPMENT: Geoprobe 6600				2/24/09 1230	2/24/09 1302		
COMPLETION DEPTH: 15.0 Feet		BEDROCK DEPTH: Not Encountered		LOGGED BY: MLD	CHECKED BY:		
FIRST WATER DEPTH: 12.5 Feet		NO. OF SAMPLES: 2 Soil, 1 Water					
DEPTH (FT.)	DESCRIPTION	GRAPHIC COLUMN	WELL CONSTRUCTION LOG	BLOW COUNT PER 6"	PID	REMARKS	
	0.0 to 0.3 ft. Concrete slab.		No Well Constructed			Borehole continuously cored using a 5-foot long 2.0-inch O.D. Geoprobe Macrocore barrel sampler. The sampler was lined with 5-foot-long 1.5-inch O.D. transparent PVC tubes.	
	0.3 to 3.0 ft. Brown clayey sand (FILL); medium dense, moist, with gravel to 0.5-in. diameter. No Petroleum Hydrocarbon (PHC) odor.	FILL			0		
	1.5 to 3.0 ft. Slight bluish green discoloration.						
5	3.0 to 8.0 ft. Black silty clay (CL); stiff, moist, with roots. No PHC odor.	X CL	B8-4.0		0		0 to 5 ft. 4.6 ft. recovery
	8.0 to 12.5 ft. Olive brown silty clay (CL); medium stiff, moist, with roots. No PHC odor.	X CL	B8-8.0		0		5 to 10 ft. 4.6 ft. recovery
10						10 to 15 ft. 4.8 ft. recovery	
	12.5 to 13.0 ft. Dark brown clayey sand (SW); loose, wet. No PHC odor.	▽ SW			0		
	13.0 to 15.0 ft. Olive brown silty clay (CL); soft, wet. No PHC odor.	CL			0	Water encountered during drilling at 12.5 ft.	
15						Borehole terminated at 15.0 ft. on 2/24/09. Temporary 1-in. diam. slotted PVC casing placed in borehole. Water level measured at 12.1 ft. at 1306, and at 11.9 ft. at 1316. Sample B8-W collected at 1320; no odor or sheen on sample.	
20							Borehole grouted on 2/24/09 using a tremie pipe and neat cement grout.
25							
30							

# P&D ENVIRONMENTAL, INC.

<b>BORING NO.:</b> B9		<b>PROJECT NO.:</b> 0471		<b>PROJECT NAME:</b> Crown Chevrolet Dealership, Dublin	
<b>BORING LOCATION:</b> Adjacent to east waste oil UST				<b>ELEVATION AND DATUM:</b> None	
<b>DRILLING AGENCY:</b> Vironex, Inc.		<b>DRILLER:</b> Joe		<b>DATE &amp; TIME STARTED:</b> 2/25/09 1230	<b>DATE &amp; TIME FINISHED:</b> 2/25/09 1240
<b>DRILLING EQUIPMENT:</b> Geoprobe 6600				<b>LOGGED BY:</b> MLD	<b>CHECKED BY:</b>
<b>COMPLETION DEPTH:</b> 15.0 Feet		<b>BEDROCK DEPTH:</b> Not Encountered			
<b>FIRST WATER DEPTH:</b> 11.0 Feet		<b>NO. OF SAMPLES:</b> 2 Soil, 1 Water			

DEPTH (FT.)	DESCRIPTION	GRAPHIC COLUMN	WELL CONSTRUCTION LOG	BLOW COUNT PER 6"	PID	REMARKS
5	0.0 to 0.3 ft. Asphalt and Road Base.	CL	No Well Constructed		0	Borehole continuously cored using a 5-foot long 2.0-inch O.D. Geoprobe Macrocore barrel sampler. The sampler was lined with 5-foot-long 1.5-inch O.D. transparent PVC tubes.
	0.3 to 1.0 ft. Dark grayish black clay (CL); stiff, moist. No Petroleum Hydrocarbon (PHC) odor.					
	1.0 to 4.0 ft. Brown silt (ML); stiff, moist, with some gravel to 0.25-in. diameter. No PHC odor.	ML				
	4.0 to 8.5 ft. Dark grayish black clay (CL); stiff, moist, with roots and wood fragments. No PHC odor.	X CL				
10	7.0 ft. Color change to dark brown.	CL	B9-5.0		0	0 to 5 ft. 4.8 ft. recovery
	8.5 to 15.0 ft. Olive green silt (ML); medium stiff, moist. No PHC odor.	X ▽ ML	B9-10.0		0	5 to 10 ft. 4.4 ft. recovery  10 to 15 ft. 4.6 ft. recovery
15	11.0 ft. Wet; color change to bluish green.	ML				Water encountered during drilling at 11.0 ft.
20						Borehole terminated at 15.0 ft. on 2/25/09. Temporary 1-in. diam. slotted PVC casing placed in borehole. Water level measured at 8.5 ft. at 1241, and at 9.6 ft. at 1251. Water sample B9-W collected at 1255; no odor or sheen on sample.
25						Borehole grouted on 2/25/09 using a tremie pipe and neat cement grout.
30						

# P&D ENVIRONMENTAL, INC.

BORING NO.: B10		PROJECT NO.: 0471		PROJECT NAME: Crown Chevrolet Dealership, Dublin			
BORING LOCATION: Inside building near outside carwash area			ELEVATION AND DATUM: None				
DRILLING AGENCY: Vironex, Inc.		DRILLER: Joe		DATE & TIME STARTED:	DATE & TIME FINISHED:		
DRILLING EQUIPMENT: Geoprobe 6600				2/24/09 1240	2/24/09 1358		
COMPLETION DEPTH: 17.0 Feet		BEDROCK DEPTH: Not Encountered		LOGGED BY:		CHECKED BY:	
FIRST WATER DEPTH: 14.5 Feet		NO. OF SAMPLES: 2 Soil, 1 Water		MLD			
DEPTH (FT.)	DESCRIPTION	GRAPHIC COLUMN	WELL CONSTRUCTION LOG	BLOW COUNT PER 6"	PID	REMARKS	
5	0.0 to 0.3 ft. Concrete slab.					Borehole continuously cored using a 5-foot long 2.0-inch O.D. Geoprobe Macrocore barrel sampler. The sampler was lined with 5-foot-long 1.5-inch O.D. transparent PVC tubes.	
	0.3 to 2.0 ft. Brown gravelly sand (FILL); loose, dry, with gravel to 0.5-in. diameter. No Petroleum Hydrocarbon (PHC) odor.	FILL	No Well Constructed		0		
	1.0 to 1.5 ft. With dry oily staining.						
	2.0 to 3.5 ft. Black silty clay (CL); stiff, moist, with roots. No PHC odor.	CL			0		
	3.5 to 5.0 ft. Brown silt (ML); stiff, dry, with minor gravel to 0.25-in. diameter. No PHC odor.	X ML	B10-4.0		0		
10	5.0 to 13.0 ft. Black silty clay (CL); stiff, moist, with roots. No PHC odor.	X CL	B10-8.0		0	0 to 5 ft. 4.2 ft. recovery	
						5 to 10 ft. 4.6 ft. recovery	
						10 to 15 ft. 4.0 ft. recovery	
15	13.0 to 16.0 ft. Olive green silty clay (CL); medium stiff, moist. No PHC odor. Wet at 14.5 ft.	▽ CL			0	15 to 17 ft. 2.0 ft. recovery	
	16.0 to 17.0 ft. Olive green clayey sand (SC); loose, wet. No PHC odor.	SC			0	Water encountered during drilling at 14.5 ft.	
20						Borehole terminated at 17.0 ft. on 2/24/09. Temporary 1-in. diam. slotted PVC casing placed in borehole. Water level measured at 12.9 ft. at 1400 and at 1410, at 13.0 ft. at 1450, and at 12.9 ft. at 1500. Water sample B10-W collected at 1510; no odor or sheen on sample.	
25						Borehole grouted on 2/24/09 using a tremie pipe and neat cement grout.	
30							

**McC Campbell Analytical, Inc.**

"When Quality Counts"

1534 Willow Pass Road, Pittsburg, CA 94565-1701  
Web: [www.mcccampbell.com](http://www.mcccampbell.com) E-mail: [main@mcccampbell.com](mailto:main@mcccampbell.com)  
Telephone: 877-252-9262 Fax: 925-252-9269

Basics Environmental  655 12th Street, Suite 126  Oakland, CA 94607	Client Project ID: #0471; Former Crown Chevrolet	Date Sampled: 02/24/09
		Date Received: 02/26/09
	Client Contact: Donovan Tom	Date Reported: 03/06/09
	Client P.O.:	Date Completed: 03/06/09

**WorkOrder: 0902730**

March 06, 2009

Dear Donovan:

Enclosed within are:

- 1) The results of the 10 analyzed samples from your project: **#0471; Former Crown Chevrolet**,
- 2) A QC report for the above samples,
- 3) A copy of the chain of custody, and
- 4) An invoice for analytical services.

All analyses were completed satisfactorily and all QC samples were found to be within our control limits.

If you have any questions or concerns, please feel free to give me a call. Thank you for choosing

McC Campbell Analytical Laboratories for your analytical needs.

Best regards,

Angela Rydelius  
Laboratory Manager  
McC Campbell Analytical, Inc.

0902730

CHAIN OF CUSTODY RECORD

PROJECT NUMBER: <b>0471</b>		PROJECT NAME: <b>FORMER Crown CHEVROLET 7544 DUBLIN BLVD, DUBLIN</b>									
SAMPLED BY: (PRINTED AND SIGNATURE) <b>Michael Deschenes</b> <i>Michael Deschenes</i>				NUMBER OF CONTAINERS	ANALYSIS(ES): TTH (G.D., K., SS, B3, MO) ETA - PZCO HEAVY METALS ETHYLENE GLYCOL PCBS	PRESERVATIVE	REMARKS				
SAMPLE NUMBER	DATE	TIME	TYPE								
B1-4.0	2/25/09	0745	SOIL		1	X X X	ICE	Normal Turn Around			
B1-8.0	2/25/09	0950	"		1		"	HOLD			
B2-4.0	2/25/09	0740	"		1	X X	"	Normal Turn Around			
B2-8.0	2/25/09	0745	"		1		"	HOLD			
B3-4.0	2/24/09	0752	"		1	X X	"	Normal Turn Around			
B3-8.0	2/24/09	0800	"		1		"	HOLD			
B4-4.0	2/25/09	1000	"		1	X X	"	Normal Turn Around			
B4-8.0	2/25/09	1005	"		1		"	HOLD			
B5-4.0	2/24/09	1110	"		1	X X X	"	Normal Turn Around			
B5-8.0	2/24/09	1113	"		1		"	HOLD			
RELINQUISHED BY: (SIGNATURE) <i>Michael Deschenes</i>		DATE 2/24/09	TIME 1341	RECEIVED BY: (SIGNATURE) <i>[Signature]</i>		TOTAL NO. OF SAMPLES (THIS SHEET) 10	LABORATORY: Mc CAMPBELL ANALYTICAL, INC.				
RELINQUISHED BY: (SIGNATURE) <i>[Signature]</i>		DATE 2/24/09	TIME 230	RECEIVED BY: (SIGNATURE) <i>[Signature]</i>		TOTAL NO. OF CONTAINERS (THIS SHEET) 20	LABORATORY CONTACT: ANGELA RYDELINS (877) 252-9262				
RELINQUISHED BY: (SIGNATURE) <i>[Signature]</i>		DATE	TIME	RECEIVED FOR LABORATORY BY: (SIGNATURE)		SAMPLE ANALYSIS REQUEST SHEET ATTACHED: ( ) YES (X) NO					
Results and billing to: P&D Environmental, Inc. lab@pdenviro.com				BASICS Environmental Per Paul King 3/4/09		REMARKS: ICE 11: 6.8 vics GOOD CONDITION HEAD SPACE ADVERT DECHLORINATED IN LAB PRESERVATION					



P & D ENVIRONMENTAL, INC.

55 Santa Clara Ave, Suite 240  
Oakland, CA 94610  
(510) 638-6916

CHAIN OF CUSTODY RECORD

PAGE 2 OF 2

PROJECT NUMBER: <b>0471</b>		PROJECT NAME: <b>FORMER CROWN CHEVROLET 7544 DUBLIN BLD, DUBLIN</b>			NUMBER OF CONTAINERS	ANALYSES(S): TR (G, D, K, SS, PA, UA) SEA (B, M, O) HEAVY METALS ETHYLENE GLYCOL PCBS	PRESERVATIVE	REMARKS
SAMPLED BY: (PRINTED AND SIGNATURE) <i>Michael Deschenes</i>								
SAMPLE NUMBER	DATE	TIME	TYPE	SAMPLE LOCATION				
B6-5.0	2/25/09	1115	SOIL		1	X X X	ICE	HOLD Normal Turn Around
B6-10.0	2/25/09	1120	"		1	X X X	"	HOLD NORMAL T.A.T
B7-4.0	2/24/09	0955	"		1	X X	"	Normal Turn Around
B7-8.0	2/24/09	1000	"		1		"	HOLD
B8-4.0	2/24/09	1245	"		1	X X	"	Normal Turn Around
B8-8.0	2/24/09	1250	"		1		"	HOLD
B9-5.0	2/25/09	1235	"		1		"	HOLD
B9-10.0	2/25/09	1240	"		1	X X	"	Normal Turn Around
B9-14.0	2/25/09	1300	"		1	X X	"	" " "
B10-4.0	2/24/09	1250	"		1	X X X	"	HOLD Normal Turn Around
B10-8.0	2/24/09	1255	"		1		"	HOLD
RELINQUISHED BY: (SIGNATURE) <i>Michael Deschenes</i>		DATE	TIME	RECEIVED BY: (SIGNATURE) <i>[Signature]</i>		TOTAL NO OF SAMPLES (SEE SUPPORT)	LABORATORY:	
RELINQUISHED BY: (SIGNATURE) <i>[Signature]</i>		DATE	TIME	RECEIVED BY: (SIGNATURE) <i>[Signature]</i>		TOTAL NO OF CONTAINERS (SEE SUPPORT)	LABORATORY CONTACT:	LABORATORY PHONE NUMBER:
RELINQUISHED BY: (SIGNATURE) <i>[Signature]</i>		DATE	TIME	RECEIVED FOR LABORATORY BY: (SIGNATURE) <i>[Signature]</i>		ANGELA RYDELIUS	1877252-9262	
Results and billing for Basis Environmental P&D Environmental, Inc. lob@pdenviro.com				REMARKS:		SAMPLE ANALYSIS REQUEST SHEET ATTACHED: ( ) YES ( ) NO		

**McC Campbell Analytical, Inc.**

1534 Willow Pass Rd  
Pittsburg, CA 94565-1701  
(925) 252-9262

**CHAIN-OF-CUSTODY RECORD**

WorkOrder: 0902730

ClientCode: BEO

WriteOn     EDF     Excel     Fax     Email     HardCopy     ThirdParty     J-flag

Report to:

Donavan Tom  
Basics Environmental  
655 12th Street, Suite 126  
Oakland, CA 94607  
(510) 834-9099    FAX: (510) 834-9098

Email: basics@aol.com  
cc: lab@pdenviro.com  
PO:  
ProjectNo: #0471; Former Crown Chevrolet

Bill to:

Accounts Payable  
Basics Environmental  
655 12th Street, Suite 126  
Oakland, CA 94607

Requested TAT: 5 days

Date Received: 02/26/2009  
Date Printed: 03/05/2009

Lab ID	Client ID	Matrix	Collection Date	Hold	Requested Tests (See legend below)													
					1	2	3	4	5	6	7	8	9	10	11	12		
0902730-001	B1-4.0	Soil	2/25/2009 8:45	<input type="checkbox"/>		A	A	A										
0902730-003	B2-4.0	Soil	2/25/2009 7:40	<input type="checkbox"/>		A	A											
0902730-005	B3-4.0	Soil	2/24/2009 7:58	<input type="checkbox"/>		A	A											
0902730-007	B4-4.0	Soil	2/25/2009 10:00	<input type="checkbox"/>		A	A											
0902730-009	B5-4.0	Soil	2/24/2009 11:10	<input type="checkbox"/>	A	A	A											
0902730-012	B6-10.0	Soil	2/25/2009 11:20	<input type="checkbox"/>		A	A	A										
0902730-013	B7-4.0	Soil	2/24/2009 9:55	<input type="checkbox"/>	A	A	A											
0902730-015	B8-4.0	Soil	2/24/2009 12:45	<input type="checkbox"/>	A	A	A											
0902730-019	B9-14.0	Soil	2/25/2009 13:00	<input type="checkbox"/>		A	A											
0902730-020	B10-4.0	Soil	2/24/2009 12:50	<input type="checkbox"/>	A	A	A											

Test Legend:

1	8082A_PCB_S	2	8260B_S	3	G-MBTEX_S	4	PP13MS_S	5	
6		7		8		9		10	
11		12							

The following SampleIDs: 001A, 003A, 005A, 007A, 009A, 012A, 013A, 015A, 019A, 020A contain testgroup.

Prepared by: Samantha Arbuckle

Comments:

NOTE: Soil samples are discarded 60 days after results are reported unless other arrangements are made (Water samples are 30 days).  
Hazardous samples will be returned to client or disposed of at client expense.



**McC Campbell Analytical, Inc.**

"When Quality Counts"

1534 Willow Pass Road, Pittsburg, CA 94565-1701  
Web: www.mcccampbell.com E-mail: main@mcccampbell.com  
Telephone: 877-252-9262 Fax: 925-252-9269

### Sample Receipt Checklist

Client Name: **Basics Environmental**

Date and Time Received **02/26/2009 8:44:47 PM**

Project Name: **#0471; Former Crown Chevrolet**

Checklist completed and reviewed by: **Samantha Arbuckle**

WorkOrder N°: **0902730** Matrix Soil

Carrier: Rob Pringle (MAI Courier)

#### Chain of Custody (COC) Information

Chain of custody present?	Yes <input checked="" type="checkbox"/>	No <input type="checkbox"/>
Chain of custody signed when relinquished and received?	Yes <input checked="" type="checkbox"/>	No <input type="checkbox"/>
Chain of custody agrees with sample labels?	Yes <input checked="" type="checkbox"/>	No <input type="checkbox"/>
Sample IDs noted by Client on COC?	Yes <input checked="" type="checkbox"/>	No <input type="checkbox"/>
Date and Time of collection noted by Client on COC?	Yes <input checked="" type="checkbox"/>	No <input type="checkbox"/>
Sampler's name noted on COC?	Yes <input checked="" type="checkbox"/>	No <input type="checkbox"/>

#### Sample Receipt Information

Custody seals intact on shipping container/cooler?	Yes <input type="checkbox"/>	No <input type="checkbox"/>	NA <input checked="" type="checkbox"/>
Shipping container/cooler in good condition?	Yes <input checked="" type="checkbox"/>	No <input type="checkbox"/>	
Samples in proper containers/bottles?	Yes <input checked="" type="checkbox"/>	No <input type="checkbox"/>	
Sample containers intact?	Yes <input checked="" type="checkbox"/>	No <input type="checkbox"/>	
Sufficient sample volume for indicated test?	Yes <input checked="" type="checkbox"/>	No <input type="checkbox"/>	

#### Sample Preservation and Hold Time (HT) Information

All samples received within holding time?	Yes <input checked="" type="checkbox"/>	No <input type="checkbox"/>	
Container/Temp Blank temperature	Cooler Temp: 6.8°C		NA <input type="checkbox"/>
Water - VOA vials have zero headspace / no bubbles?	Yes <input type="checkbox"/>	No <input type="checkbox"/>	No VOA vials submitted <input checked="" type="checkbox"/>
Sample labels checked for correct preservation?	Yes <input checked="" type="checkbox"/>	No <input type="checkbox"/>	
TTLIC Metal - pH acceptable upon receipt (pH<2)?	Yes <input type="checkbox"/>	No <input type="checkbox"/>	NA <input checked="" type="checkbox"/>
Samples Received on Ice?	Yes <input checked="" type="checkbox"/>	No <input type="checkbox"/>	

(Ice Type: WET ICE )

\* NOTE: If the "No" box is checked, see comments below.

Client contacted:

Date contacted:

Contacted by:

Comments:

**McC Campbell Analytical, Inc.**

"When Quality Counts"

1534 Willow Pass Road, Pittsburg, CA 94565-1701  
Web: www.mccampbell.com E-mail: main@mccampbell.com  
Telephone: 877-252-9262 Fax: 925-252-9269

Basics Environmental  655 12th Street, Suite 126  Oakland, CA 94607	Client Project ID: #0471; Former Crown Chevrolet	Date Sampled: 02/24/09
	Client Contact: Donovan Tom	Date Received: 02/26/09
	Client P.O.:	Date Extracted: 02/26/09-03/02/09
		Date Analyzed 02/28/09-03/05/09

**Polychlorinated Biphenyls (PCBs) Aroclors by GC-ECD\***

Extraction Method: SW3550C

Analytical Method: SW8082

Work Order: 0902730

Lab ID	0902730-009A	0902730-013A	0902730-015A	0902730-020A	Reporting Limit for DF =1	
Client ID	B5-4.0	B7-4.0	B8-4.0	B10-4.0		
Matrix	S	S	S	S		
DF	50	1	1	1		

Compound	Concentration				mg/kg	ug/L
Aroclor1016	ND<1.2	ND	ND	ND	0.025	NA
Aroclor1221	ND<1.2	ND	ND	ND	0.025	NA
Aroclor1232	ND<1.2	ND	ND	ND	0.025	NA
Aroclor1242	ND<1.2	ND	ND	ND	0.025	NA
Aroclor1248	ND<1.2	ND	ND	ND	0.025	NA
Aroclor1254	ND<1.2	ND	ND	ND	0.025	NA
Aroclor1260	ND<1.2	ND	ND	ND	0.025	NA
PCBs, total	ND<1.2	ND	ND	ND	0.025	NA

**Surrogate Recoveries (%)**

%SS:	98	83	80	80	
Comments	h4,a1				

\* water samples in µg/L, soil/sludge/solid samples in mg/kg, wipe samples in µg/wipe, filter samples in µg/filter, product/oil/non-aqueous liquid samples and all TCLP & SPLP extracts are reported in mg/L.

ND means not detected above the reporting limit; N/A means analyte not applicable to this analysis.

# surrogate diluted out of range or surrogate coelutes with another peak.

a1) sample diluted due to matrix interference

h4) sulfuric acid permanganate (EPA 3665) cleanup



# McC Campbell Analytical, Inc.

"When Quality Counts"

1534 Willow Pass Road, Pittsburg, CA 94565-1701  
Web: www.mcccampbell.com E-mail: main@mcccampbell.com  
Telephone: 877-252-9262 Fax: 925-252-9269

Basics Environmental  655 12th Street, Suite 126  Oakland, CA 94607	Client Project ID: #0471; Former Crown Chevrolet	Date Sampled: 02/25/09
	Client Contact: Donavan Tom	Date Received: 02/26/09
	Client P.O.:	Date Extracted: 02/26/09
		Date Analyzed: 02/28/09

### Volatile Organics by P&T and GC/MS (Basic Target List)\*

Extraction Method: SW5030B

Analytical Method: SW8260B

Work Order: 0902730

Lab ID	0902730-001A
Client ID	B1-4.0
Matrix	Soil

Compound	Concentration *	DF	Reporting Limit	Compound	Concentration *	DF	Reporting Limit
Acetone	ND	1.0	0.05	tert-Amyl methyl ether (TAME)	ND	1.0	0.005
Benzene	ND	1.0	0.005	Bromobenzene	ND	1.0	0.005
Bromochloromethane	ND	1.0	0.005	Bromodichloromethane	ND	1.0	0.005
Bromoform	ND	1.0	0.005	Bromomethane	ND	1.0	0.005
2-Butanone (MEK)	ND	1.0	0.02	t-Butyl alcohol (TBA)	ND	1.0	0.05
n-Butyl benzene	ND	1.0	0.005	sec-Butyl benzene	ND	1.0	0.005
tert-Butyl benzene	ND	1.0	0.005	Carbon Disulfide	ND	1.0	0.005
Carbon Tetrachloride	ND	1.0	0.005	Chlorobenzene	ND	1.0	0.005
Chloroethane	ND	1.0	0.005	Chloroform	ND	1.0	0.005
Chloromethane	ND	1.0	0.005	2-Chlorotoluene	ND	1.0	0.005
4-Chlorotoluene	ND	1.0	0.005	Dibromochloromethane	ND	1.0	0.005
1,2-Dibromo-3-chloropropane	ND	1.0	0.004	1,2-Dibromoethane (EDB)	ND	1.0	0.004
Dibromomethane	ND	1.0	0.005	1,2-Dichlorobenzene	ND	1.0	0.005
1,3-Dichlorobenzene	ND	1.0	0.005	1,4-Dichlorobenzene	ND	1.0	0.005
Dichlorodifluoromethane	ND	1.0	0.005	1,1-Dichloroethane	ND	1.0	0.005
1,2-Dichloroethane (1,2-DCA)	ND	1.0	0.004	1,1-Dichloroethene	ND	1.0	0.005
cis-1,2-Dichloroethene	ND	1.0	0.005	trans-1,2-Dichloroethene	ND	1.0	0.005
1,2-Dichloropropane	ND	1.0	0.005	1,3-Dichloropropane	ND	1.0	0.005
2,2-Dichloropropane	ND	1.0	0.005	1,1-Dichloropropene	ND	1.0	0.005
cis-1,3-Dichloropropene	ND	1.0	0.005	trans-1,3-Dichloropropene	ND	1.0	0.005
Diisopropyl ether (DIPE)	ND	1.0	0.005	Ethylbenzene	ND	1.0	0.005
Ethyl tert-butyl ether (ETBE)	ND	1.0	0.005	Freon 113	ND	1.0	0.1
Hexachlorobutadiene	ND	1.0	0.005	Hexachloroethane	ND	1.0	0.005
2-Hexanone	ND	1.0	0.005	Isopropylbenzene	ND	1.0	0.005
4-Isopropyl toluene	ND	1.0	0.005	Methyl-t-butyl ether (MTBE)	ND	1.0	0.005
Methylene chloride	ND	1.0	0.005	4-Methyl-2-pentanone (MIBK)	ND	1.0	0.005
Naphthalene	ND	1.0	0.005	n-Propyl benzene	ND	1.0	0.005
Styrene	ND	1.0	0.005	1,1,1,2-Tetrachloroethane	ND	1.0	0.005
1,1,2,2-Tetrachloroethane	ND	1.0	0.005	Tetrachloroethene	ND	1.0	0.005
Toluene	ND	1.0	0.005	1,2,3-Trichlorobenzene	ND	1.0	0.005
1,2,4-Trichlorobenzene	ND	1.0	0.005	1,1,1-Trichloroethane	ND	1.0	0.005
1,1,2-Trichloroethane	ND	1.0	0.005	Trichloroethene	ND	1.0	0.005
Trichlorofluoromethane	ND	1.0	0.005	1,2,3-Trichloropropane	ND	1.0	0.005
1,2,4-Trimethylbenzene	ND	1.0	0.005	1,3,5-Trimethylbenzene	ND	1.0	0.005
Vinyl Chloride	ND	1.0	0.005	Xylenes	ND	1.0	0.005

#### Surrogate Recoveries (%)

%SS1:	87	%SS2:	108
%SS3:	98		

Comments:

\* water and vapor samples are reported in µg/L, soil/sludge/solid samples in mg/kg, product/oil/non-aqueous liquid samples and all TCLP & SPLP extracts are reported in mg/L, wipe samples in µg/wipe.

ND means not detected above the reporting limit; N/A means analyte not applicable to this analysis.

# surrogate diluted out of range or coelutes with another peak; &) low surrogate due to matrix interference.



# McC Campbell Analytical, Inc.

"When Quality Counts"

1534 Willow Pass Road, Pittsburg, CA 94565-1701

Web: www.mcccampbell.com E-mail: main@mcccampbell.com

Telephone: 877-252-9262 Fax: 925-252-9269

Basics Environmental

655 12th Street, Suite 126

Oakland, CA 94607

Client Project ID: #0471; Former  
Crown Chevrolet

Client Contact: Donavan Tom

Client P.O.:

Date Sampled: 02/25/09

Date Received: 02/26/09

Date Extracted: 02/26/09

Date Analyzed: 02/28/09

### Volatile Organics by P&T and GC/MS (Basic Target List)\*

Extraction Method: SW5030B

Analytical Method: SW8260B

Work Order: 0902730

Lab ID	0902730-003A						
Client ID	B2-4.0						
Matrix	Soil						
Compound	Concentration *	DF	Reporting Limit	Compound	Concentration *	DF	Reporting Limit
Acetone	ND	1.0	0.05	tert-Amyl methyl ether (TAME)	ND	1.0	0.005
Benzene	ND	1.0	0.005	Bromobenzene	ND	1.0	0.005
Bromochloromethane	ND	1.0	0.005	Bromodichloromethane	ND	1.0	0.005
Bromoform	ND	1.0	0.005	Bromomethane	ND	1.0	0.005
2-Butanone (MEK)	ND	1.0	0.02	t-Butyl alcohol (TBA)	ND	1.0	0.05
n-Butyl benzene	ND	1.0	0.005	sec-Butyl benzene	ND	1.0	0.005
tert-Butyl benzene	ND	1.0	0.005	Carbon Disulfide	ND	1.0	0.005
Carbon Tetrachloride	ND	1.0	0.005	Chlorobenzene	ND	1.0	0.005
Chloroethane	ND	1.0	0.005	Chloroform	ND	1.0	0.005
Chloromethane	ND	1.0	0.005	2-Chlorotoluene	ND	1.0	0.005
4-Chlorotoluene	ND	1.0	0.005	Dibromochloromethane	ND	1.0	0.005
1,2-Dibromo-3-chloropropane	ND	1.0	0.004	1,2-Dibromoethane (EDB)	ND	1.0	0.004
Dibromomethane	ND	1.0	0.005	1,2-Dichlorobenzene	ND	1.0	0.005
1,3-Dichlorobenzene	ND	1.0	0.005	1,4-Dichlorobenzene	ND	1.0	0.005
Dichlorodifluoromethane	ND	1.0	0.005	1,1-Dichloroethane	ND	1.0	0.005
1,2-Dichloroethane (1,2-DCA)	ND	1.0	0.004	1,1-Dichloroethene	ND	1.0	0.005
cis-1,2-Dichloroethene	ND	1.0	0.005	trans-1,2-Dichloroethene	ND	1.0	0.005
1,2-Dichloropropane	ND	1.0	0.005	1,3-Dichloropropane	ND	1.0	0.005
2,2-Dichloropropane	ND	1.0	0.005	1,1-Dichloropropene	ND	1.0	0.005
cis-1,3-Dichloropropene	ND	1.0	0.005	trans-1,3-Dichloropropene	ND	1.0	0.005
Diisopropyl ether (DIPE)	ND	1.0	0.005	Ethylbenzene	ND	1.0	0.005
Ethyl tert-butyl ether (ETBE)	ND	1.0	0.005	Freon 113	ND	1.0	0.1
Hexachlorobutadiene	ND	1.0	0.005	Hexachloroethane	ND	1.0	0.005
2-Hexanone	ND	1.0	0.005	Isopropylbenzene	ND	1.0	0.005
4-Isopropyl toluene	ND	1.0	0.005	Methyl-t-butyl ether (MTBE)	ND	1.0	0.005
Methylene chloride	ND	1.0	0.005	4-Methyl-2-pentanone (MIBK)	ND	1.0	0.005
Naphthalene	ND	1.0	0.005	n-Propyl benzene	ND	1.0	0.005
Styrene	ND	1.0	0.005	1,1,1,2-Tetrachloroethane	ND	1.0	0.005
1,1,2,2-Tetrachloroethane	ND	1.0	0.005	Tetrachloroethene	ND	1.0	0.005
Toluene	ND	1.0	0.005	1,2,3-Trichlorobenzene	ND	1.0	0.005
1,2,4-Trichlorobenzene	ND	1.0	0.005	1,1,1-Trichloroethane	ND	1.0	0.005
1,1,2-Trichloroethane	ND	1.0	0.005	Trichloroethene	ND	1.0	0.005
Trichlorofluoromethane	ND	1.0	0.005	1,2,3-Trichloropropane	ND	1.0	0.005
1,2,4-Trimethylbenzene	ND	1.0	0.005	1,3,5-Trimethylbenzene	ND	1.0	0.005
Vinyl Chloride	ND	1.0	0.005	Xylenes	ND	1.0	0.005

#### Surrogate Recoveries (%)

%SS1:	89	%SS2:	108
%SS3:	99		

Comments:

\* water and vapor samples are reported in µg/L, soil/sludge/solid samples in mg/kg, product/oil/non-aqueous liquid samples and all TCLP & SPLP extracts are reported in mg/L, wipe samples in µg/wipe.

ND means not detected above the reporting limit; N/A means analyte not applicable to this analysis.

# surrogate diluted out of range or coelutes with another peak; &) low surrogate due to matrix interference.



# McC Campbell Analytical, Inc.

"When Quality Counts"

1534 Willow Pass Road, Pittsburg, CA 94565-1701  
Web: www.mcccampbell.com E-mail: main@mcccampbell.com  
Telephone: 877-252-9262 Fax: 925-252-9269

Basics Environmental  655 12th Street, Suite 126  Oakland, CA 94607	Client Project ID: #0471; Former Crown Chevrolet	Date Sampled: 02/24/09
	Client Contact: Donavan Tom	Date Received: 02/26/09
	Client P.O.:	Date Extracted: 02/26/09
		Date Analyzed: 02/28/09

### Volatile Organics by P&T and GC/MS (Basic Target List)\*

Extraction Method: SW5030B

Analytical Method: SW8260B

Work Order: 0902730

Lab ID	0902730-005A
Client ID	B3-4.0
Matrix	Soil

Compound	Concentration *	DF	Reporting Limit	Compound	Concentration *	DF	Reporting Limit
Acetone	ND	1.0	0.05	tert-Amyl methyl ether (TAME)	ND	1.0	0.005
Benzene	ND	1.0	0.005	Bromobenzene	ND	1.0	0.005
Bromochloromethane	ND	1.0	0.005	Bromodichloromethane	ND	1.0	0.005
Bromoform	ND	1.0	0.005	Bromomethane	ND	1.0	0.005
2-Butanone (MEK)	ND	1.0	0.02	t-Butyl alcohol (TBA)	ND	1.0	0.05
n-Butyl benzene	ND	1.0	0.005	sec-Butyl benzene	ND	1.0	0.005
tert-Butyl benzene	ND	1.0	0.005	Carbon Disulfide	ND	1.0	0.005
Carbon Tetrachloride	ND	1.0	0.005	Chlorobenzene	ND	1.0	0.005
Chloroethane	ND	1.0	0.005	Chloroform	ND	1.0	0.005
Chloromethane	ND	1.0	0.005	2-Chlorotoluene	ND	1.0	0.005
4-Chlorotoluene	ND	1.0	0.005	Dibromochloromethane	ND	1.0	0.005
1,2-Dibromo-3-chloropropane	ND	1.0	0.004	1,2-Dibromoethane (EDB)	ND	1.0	0.004
Dibromomethane	ND	1.0	0.005	1,2-Dichlorobenzene	ND	1.0	0.005
1,3-Dichlorobenzene	ND	1.0	0.005	1,4-Dichlorobenzene	ND	1.0	0.005
Dichlorodifluoromethane	ND	1.0	0.005	1,1-Dichloroethane	ND	1.0	0.005
1,2-Dichloroethane (1,2-DCA)	ND	1.0	0.004	1,1-Dichloroethene	ND	1.0	0.005
cis-1,2-Dichloroethene	ND	1.0	0.005	trans-1,2-Dichloroethene	ND	1.0	0.005
1,2-Dichloropropane	ND	1.0	0.005	1,3-Dichloropropane	ND	1.0	0.005
2,2-Dichloropropane	ND	1.0	0.005	1,1-Dichloropropene	ND	1.0	0.005
cis-1,3-Dichloropropene	ND	1.0	0.005	trans-1,3-Dichloropropene	ND	1.0	0.005
Diisopropyl ether (DIPE)	ND	1.0	0.005	Ethylbenzene	ND	1.0	0.005
Ethyl tert-butyl ether (ETBE)	ND	1.0	0.005	Freon 113	ND	1.0	0.1
Hexachlorobutadiene	ND	1.0	0.005	Hexachloroethane	ND	1.0	0.005
2-Hexanone	ND	1.0	0.005	Isopropylbenzene	ND	1.0	0.005
4-Isopropyl toluene	ND	1.0	0.005	Methyl-t-butyl ether (MTBE)	ND	1.0	0.005
Methylene chloride	ND	1.0	0.005	4-Methyl-2-pentanone (MIBK)	ND	1.0	0.005
Naphthalene	ND	1.0	0.005	n-Propyl benzene	ND	1.0	0.005
Styrene	ND	1.0	0.005	1,1,1,2-Tetrachloroethane	ND	1.0	0.005
1,1,1,2-Tetrachloroethane	ND	1.0	0.005	Tetrachloroethene	ND	1.0	0.005
Toluene	ND	1.0	0.005	1,2,3-Trichlorobenzene	ND	1.0	0.005
1,2,4-Trichlorobenzene	ND	1.0	0.005	1,1,1-Trichloroethane	ND	1.0	0.005
1,1,2-Trichloroethane	ND	1.0	0.005	Trichloroethene	ND	1.0	0.005
Trichlorofluoromethane	ND	1.0	0.005	1,2,3-Trichloropropane	ND	1.0	0.005
1,2,4-Trimethylbenzene	ND	1.0	0.005	1,3,5-Trimethylbenzene	ND	1.0	0.005
Vinyl Chloride	ND	1.0	0.005	Xylenes	ND	1.0	0.005

#### Surrogate Recoveries (%)

%SS1:	90	%SS2:	109
%SS3:	101		

#### Comments:

\* water and vapor samples are reported in µg/L, soil/sludge/solid samples in mg/kg, product/oil/non-aqueous liquid samples and all TCLP & SPLP extracts are reported in mg/L, wipe samples in µg/wipe.

ND means not detected above the reporting limit; N/A means analyte not applicable to this analysis.

# surrogate diluted out of range or coelutes with another peak; &) low surrogate due to matrix interference.



# McC Campbell Analytical, Inc.

"When Quality Counts"

1534 Willow Pass Road, Pittsburg, CA 94565-1701  
Web: www.mcccampbell.com E-mail: main@mcccampbell.com  
Telephone: 877-252-9262 Fax: 925-252-9269

Basics Environmental  655 12th Street, Suite 126  Oakland, CA 94607	Client Project ID: #0471; Former Crown Chevrolet	Date Sampled: 02/25/09
	Client Contact: Donavan Tom	Date Received: 02/26/09
	Client P.O.:	Date Extracted: 02/26/09
		Date Analyzed: 02/28/09

### Volatile Organics by P&T and GC/MS (Basic Target List)\*

Extraction Method: SW5030B

Analytical Method: SW8260B

Work Order: 0902730

Lab ID	0902730-007A
Client ID	B4-4.0
Matrix	Soil

Compound	Concentration *	DF	Reporting Limit	Compound	Concentration *	DF	Reporting Limit
Acetone	0.18	1.0	0.05	tert-Amyl methyl ether (TAME)	ND	1.0	0.005
Benzene	ND	1.0	0.005	Bromobenzene	ND	1.0	0.005
Bromochloromethane	ND	1.0	0.005	Bromodichloromethane	ND	1.0	0.005
Bromoform	ND	1.0	0.005	Bromomethane	ND	1.0	0.005
2-Butanone (MEK)	ND	1.0	0.02	t-Butyl alcohol (TBA)	ND	1.0	0.05
n-Butyl benzene	ND	1.0	0.005	sec-Butyl benzene	ND	1.0	0.005
tert-Butyl benzene	ND	1.0	0.005	Carbon Disulfide	ND	1.0	0.005
Carbon Tetrachloride	ND	1.0	0.005	Chlorobenzene	ND	1.0	0.005
Chloroethane	ND	1.0	0.005	Chloroform	ND	1.0	0.005
Chloromethane	ND	1.0	0.005	2-Chlorotoluene	ND	1.0	0.005
4-Chlorotoluene	ND	1.0	0.005	Dibromochloromethane	ND	1.0	0.005
1,2-Dibromo-3-chloropropane	ND	1.0	0.004	1,2-Dibromoethane (EDB)	ND	1.0	0.004
Dibromomethane	ND	1.0	0.005	1,2-Dichlorobenzene	ND	1.0	0.005
1,3-Dichlorobenzene	ND	1.0	0.005	1,4-Dichlorobenzene	ND	1.0	0.005
Dichlorodifluoromethane	ND	1.0	0.005	1,1-Dichloroethane	ND	1.0	0.005
1,2-Dichloroethane (1,2-DCA)	ND	1.0	0.004	1,1-Dichloroethene	ND	1.0	0.005
cis-1,2-Dichloroethene	ND	1.0	0.005	trans-1,2-Dichloroethene	ND	1.0	0.005
1,2-Dichloropropane	ND	1.0	0.005	1,3-Dichloropropane	ND	1.0	0.005
2,2-Dichloropropane	ND	1.0	0.005	1,1-Dichloropropene	ND	1.0	0.005
cis-1,3-Dichloropropene	ND	1.0	0.005	trans-1,3-Dichloropropene	ND	1.0	0.005
Diisopropyl ether (DIPE)	ND	1.0	0.005	Ethylbenzene	ND	1.0	0.005
Ethyl tert-butyl ether (ETBE)	ND	1.0	0.005	Freon 113	ND	1.0	0.1
Hexachlorobutadiene	ND	1.0	0.005	Hexachloroethane	ND	1.0	0.005
2-Hexanone	ND	1.0	0.005	Isopropylbenzene	ND	1.0	0.005
4-Isopropyl toluene	ND	1.0	0.005	Methyl-t-butyl ether (MTBE)	ND	1.0	0.005
Methylene chloride	ND	1.0	0.005	4-Methyl-2-pentanone (MIBK)	ND	1.0	0.005
Naphthalene	ND	1.0	0.005	n-Propyl benzene	ND	1.0	0.005
Styrene	ND	1.0	0.005	1,1,1,2-Tetrachloroethane	ND	1.0	0.005
1,1,2,2-Tetrachloroethane	ND	1.0	0.005	Tetrachloroethene	ND	1.0	0.005
Toluene	ND	1.0	0.005	1,2,3-Trichlorobenzene	ND	1.0	0.005
1,2,4-Trichlorobenzene	ND	1.0	0.005	1,1,1-Trichloroethane	ND	1.0	0.005
1,1,2-Trichloroethane	ND	1.0	0.005	Trichloroethene	ND	1.0	0.005
Trichlorofluoromethane	ND	1.0	0.005	1,2,3-Trichloropropane	ND	1.0	0.005
1,2,4-Trimethylbenzene	ND	1.0	0.005	1,3,5-Trimethylbenzene	ND	1.0	0.005
Vinyl Chloride	ND	1.0	0.005	Xylenes	ND	1.0	0.005

#### Surrogate Recoveries (%)

%SS1:	89	%SS2:	109
%SS3:	99		

#### Comments:

\* water and vapor samples are reported in µg/L, soil/sludge/solid samples in mg/kg, product/oil/non-aqueous liquid samples and all TCLP & SPLP extracts are reported in mg/L, wipe samples in µg/wipe.

ND means not detected above the reporting limit; N/A means analyte not applicable to this analysis.

# surrogate diluted out of range or coelutes with another peak; (&) low surrogate due to matrix interference.





# McC Campbell Analytical, Inc.

"When Quality Counts"

1534 Willow Pass Road, Pittsburg, CA 94565-1701  
Web: www.mcccampbell.com E-mail: main@mcccampbell.com  
Telephone: 877-252-9262 Fax: 925-252-9269

Basics Environmental  655 12th Street, Suite 126  Oakland, CA 94607	Client Project ID: #0471; Former Crown Chevrolet	Date Sampled: 02/24/09
	Client Contact: Donavan Tom	Date Received: 02/26/09
	Client P.O.:	Date Extracted: 02/26/09
		Date Analyzed: 02/28/09

### Volatile Organics by P&T and GC/MS (Basic Target List)\*

Extraction Method: SW5030B

Analytical Method: SW8260B

Work Order: 0902730

Lab ID	0902730-009A
Client ID	B5-4.0
Matrix	Soil

Compound	Concentration *	DF	Reporting Limit	Compound	Concentration *	DF	Reporting Limit
Acetone	ND	1.0	0.05	tert-Amyl methyl ether (TAME)	ND	1.0	0.005
Benzene	ND	1.0	0.005	Bromobenzene	ND	1.0	0.005
Bromochloromethane	ND	1.0	0.005	Bromodichloromethane	ND	1.0	0.005
Bromoform	ND	1.0	0.005	Bromomethane	ND	1.0	0.005
2-Butanone (MEK)	ND	1.0	0.02	t-Butyl alcohol (TBA)	ND	1.0	0.05
n-Butyl benzene	ND	1.0	0.005	sec-Butyl benzene	ND	1.0	0.005
tert-Butyl benzene	ND	1.0	0.005	Carbon Disulfide	ND	1.0	0.005
Carbon Tetrachloride	ND	1.0	0.005	Chlorobenzene	ND	1.0	0.005
Chloroethane	ND	1.0	0.005	Chloroform	ND	1.0	0.005
Chloromethane	ND	1.0	0.005	2-Chlorotoluene	ND	1.0	0.005
4-Chlorotoluene	ND	1.0	0.005	Dibromochloromethane	ND	1.0	0.005
1,2-Dibromo-3-chloropropane	ND	1.0	0.004	1,2-Dibromoethane (EDB)	ND	1.0	0.004
Dibromomethane	ND	1.0	0.005	1,2-Dichlorobenzene	ND	1.0	0.005
1,3-Dichlorobenzene	ND	1.0	0.005	1,4-Dichlorobenzene	ND	1.0	0.005
Dichlorodifluoromethane	ND	1.0	0.005	1,1-Dichloroethane	ND	1.0	0.005
1,2-Dichloroethane (1,2-DCA)	ND	1.0	0.004	1,1-Dichloroethene	ND	1.0	0.005
cis-1,2-Dichloroethene	ND	1.0	0.005	trans-1,2-Dichloroethene	ND	1.0	0.005
1,2-Dichloropropane	ND	1.0	0.005	1,3-Dichloropropane	ND	1.0	0.005
2,2-Dichloropropane	ND	1.0	0.005	1,1-Dichloropropene	ND	1.0	0.005
cis-1,3-Dichloropropene	ND	1.0	0.005	trans-1,3-Dichloropropene	ND	1.0	0.005
Diisopropyl ether (DIPE)	ND	1.0	0.005	Ethylbenzene	ND	1.0	0.005
Ethyl tert-butyl ether (ETBE)	ND	1.0	0.005	Freon 113	ND	1.0	0.1
Hexachlorobutadiene	ND	1.0	0.005	Hexachloroethane	ND	1.0	0.005
2-Hexanone	ND	1.0	0.005	Isopropylbenzene	ND	1.0	0.005
4-Isopropyl toluene	ND	1.0	0.005	Methyl-t-butyl ether (MTBE)	ND	1.0	0.005
Methylene chloride	ND	1.0	0.005	4-Methyl-2-pentanone (MIBK)	ND	1.0	0.005
Naphthalene	ND	1.0	0.005	n-Propyl benzene	ND	1.0	0.005
Styrene	ND	1.0	0.005	1,1,1,2-Tetrachloroethane	ND	1.0	0.005
1,1,2,2-Tetrachloroethane	ND	1.0	0.005	Tetrachloroethene	ND	1.0	0.005
Toluene	ND	1.0	0.005	1,2,3-Trichlorobenzene	ND	1.0	0.005
1,2,4-Trichlorobenzene	ND	1.0	0.005	1,1,1-Trichloroethane	ND	1.0	0.005
1,1,2-Trichloroethane	ND	1.0	0.005	Trichloroethene	ND	1.0	0.005
Trichlorofluoromethane	ND	1.0	0.005	1,2,3-Trichloropropane	ND	1.0	0.005
1,2,4-Trimethylbenzene	ND	1.0	0.005	1,3,5-Trimethylbenzene	ND	1.0	0.005
Vinyl Chloride	ND	1.0	0.005	Xylenes	ND	1.0	0.005

#### Surrogate Recoveries (%)

%SS1:	90	%SS2:	107
%SS3:	91		

Comments:

\* water and vapor samples are reported in µg/L, soil/sludge/solid samples in mg/kg, product/oil/non-aqueous liquid samples and all TCLP & SPLP extracts are reported in mg/L, wipe samples in µg/wipe.

ND means not detected above the reporting limit; N/A means analyte not applicable to this analysis.

# surrogate diluted out of range or coelutes with another peak; &) low surrogate due to matrix interference.



# McC Campbell Analytical, Inc.

"When Quality Counts"

1534 Willow Pass Road, Pittsburg, CA 94565-1701  
Web: www.mcccampbell.com E-mail: main@mcccampbell.com  
Telephone: 877-252-9262 Fax: 925-252-9269

Basics Environmental  
655 12th Street, Suite 126  
Oakland, CA 94607

Client Project ID: #0471; Former  
Crown Chevrolet

Client Contact: Donovan Tom

Client P.O.:

Date Sampled: 02/25/09  
Date Received: 02/26/09  
Date Extracted: 02/26/09  
Date Analyzed: 03/02/09

### Volatile Organics by P&T and GC/MS (Basic Target List)\*

Extraction Method: SW5030B

Analytical Method: SW8260B

Work Order: 0902730

Lab ID	0902730-012A
Client ID	B6-10.0
Matrix	Soil

Compound	Concentration *	DF	Reporting Limit	Compound	Concentration *	DF	Reporting Limit
Acetone	ND	1.0	0.05	tert-Amyl methyl ether (TAME)	ND	1.0	0.005
Benzene	ND	1.0	0.005	Bromobenzene	ND	1.0	0.005
Bromochloromethane	ND	1.0	0.005	Bromodichloromethane	ND	1.0	0.005
Bromoform	ND	1.0	0.005	Bromomethane	ND	1.0	0.005
2-Butanone (MEK)	ND	1.0	0.02	t-Butyl alcohol (TBA)	ND	1.0	0.05
n-Butyl benzene	ND	1.0	0.005	sec-Butyl benzene	ND	1.0	0.005
tert-Butyl benzene	ND	1.0	0.005	Carbon Disulfide	ND	1.0	0.005
Carbon Tetrachloride	ND	1.0	0.005	Chlorobenzene	ND	1.0	0.005
Chloroethane	ND	1.0	0.005	Chloroform	ND	1.0	0.005
Chloromethane	ND	1.0	0.005	2-Chlorotoluene	ND	1.0	0.005
4-Chlorotoluene	ND	1.0	0.005	Dibromochloromethane	ND	1.0	0.005
1,2-Dibromo-3-chloropropane	ND	1.0	0.004	1,2-Dibromoethane (EDB)	ND	1.0	0.004
Dibromomethane	ND	1.0	0.005	1,2-Dichlorobenzene	ND	1.0	0.005
1,3-Dichlorobenzene	ND	1.0	0.005	1,4-Dichlorobenzene	ND	1.0	0.005
Dichlorodifluoromethane	ND	1.0	0.005	1,1-Dichloroethane	ND	1.0	0.005
1,2-Dichloroethane (1,2-DCA)	ND	1.0	0.004	1,1-Dichloroethene	ND	1.0	0.005
cis-1,2-Dichloroethene	ND	1.0	0.005	trans-1,2-Dichloroethene	ND	1.0	0.005
1,2-Dichloropropane	ND	1.0	0.005	1,3-Dichloropropane	ND	1.0	0.005
2,2-Dichloropropane	ND	1.0	0.005	1,1-Dichloropropene	ND	1.0	0.005
cis-1,3-Dichloropropene	ND	1.0	0.005	trans-1,3-Dichloropropene	ND	1.0	0.005
Diisopropyl ether (DIPE)	ND	1.0	0.005	Ethylbenzene	ND	1.0	0.005
Ethyl tert-butyl ether (ETBE)	ND	1.0	0.005	Freon 113	ND	1.0	0.1
Hexachlorobutadiene	ND	1.0	0.005	Hexachloroethane	ND	1.0	0.005
2-Hexanone	ND	1.0	0.005	Isopropylbenzene	ND	1.0	0.005
4-Isopropyl toluene	ND	1.0	0.005	Methyl-t-butyl ether (MTBE)	ND	1.0	0.005
Methylene chloride	ND	1.0	0.005	4-Methyl-2-pentanone (MIBK)	ND	1.0	0.005
Naphthalene	ND	1.0	0.005	n-Propyl benzene	ND	1.0	0.005
Styrene	ND	1.0	0.005	1,1,1,2-Tetrachloroethane	ND	1.0	0.005
1,1,2,2-Tetrachloroethane	ND	1.0	0.005	Tetrachloroethene	ND	1.0	0.005
Toluene	ND	1.0	0.005	1,2,3-Trichlorobenzene	ND	1.0	0.005
1,2,4-Trichlorobenzene	ND	1.0	0.005	1,1,1-Trichloroethane	ND	1.0	0.005
1,1,2-Trichloroethane	ND	1.0	0.005	Trichloroethene	ND	1.0	0.005
Trichlorofluoromethane	ND	1.0	0.005	1,2,3-Trichloropropane	ND	1.0	0.005
1,2,4-Trimethylbenzene	ND	1.0	0.005	1,3,5-Trimethylbenzene	ND	1.0	0.005
Vinyl Chloride	ND	1.0	0.005	Xylenes	ND	1.0	0.005

#### Surrogate Recoveries (%)

%SS1:	74	%SS2:	100
%SS3:	90		

Comments:

\* water and vapor samples are reported in µg/L, soil/sludge/solid samples in mg/kg, product/oil/non-aqueous liquid samples and all TCLP & SPLP extracts are reported in mg/L, wipe samples in µg/wipe.

ND means not detected above the reporting limit; N/A means analyte not applicable to this analysis.

# surrogate diluted out of range or coelutes with another peak; &) low surrogate due to matrix interference.



# McC Campbell Analytical, Inc.

"When Quality Counts"

1534 Willow Pass Road, Pittsburg, CA 94565-1701  
Web: www.mcccampbell.com E-mail: main@mcccampbell.com  
Telephone: 877-252-9262 Fax: 925-252-9269

Basics Environmental  655 12th Street, Suite 126  Oakland, CA 94607	Client Project ID: #0471; Former Crown Chevrolet	Date Sampled: 02/24/09
	Client Contact: Donavan Tom	Date Received: 02/26/09
	Client P.O.:	Date Extracted: 02/26/09
		Date Analyzed: 03/01/09

### Volatile Organics by P&T and GC/MS (Basic Target List)\*

Extraction Method: SW5030B

Analytical Method: SW8260B

Work Order: 0902730

Lab ID	0902730-013A
Client ID	B7-4.0
Matrix	Soil

Compound	Concentration *	DF	Reporting Limit	Compound	Concentration *	DF	Reporting Limit
Acetone	ND	1.0	0.05	tert-Amyl methyl ether (TAME)	ND	1.0	0.005
Benzene	ND	1.0	0.005	Bromobenzene	ND	1.0	0.005
Bromochloromethane	ND	1.0	0.005	Bromodichloromethane	ND	1.0	0.005
Bromoform	ND	1.0	0.005	Bromomethane	ND	1.0	0.005
2-Butanone (MEK)	ND	1.0	0.02	t-Butyl alcohol (TBA)	ND	1.0	0.05
n-Butyl benzene	ND	1.0	0.005	sec-Butyl benzene	ND	1.0	0.005
tert-Butyl benzene	ND	1.0	0.005	Carbon Disulfide	ND	1.0	0.005
Carbon Tetrachloride	ND	1.0	0.005	Chlorobenzene	ND	1.0	0.005
Chloroethane	ND	1.0	0.005	Chloroform	ND	1.0	0.005
Chloromethane	ND	1.0	0.005	2-Chlorotoluene	ND	1.0	0.005
4-Chlorotoluene	ND	1.0	0.005	Dibromochloromethane	ND	1.0	0.005
1,2-Dibromo-3-chloropropane	ND	1.0	0.004	1,2-Dibromoethane (EDB)	ND	1.0	0.004
Dibromomethane	ND	1.0	0.005	1,2-Dichlorobenzene	ND	1.0	0.005
1,3-Dichlorobenzene	ND	1.0	0.005	1,4-Dichlorobenzene	ND	1.0	0.005
Dichlorodifluoromethane	ND	1.0	0.005	1,1-Dichloroethane	ND	1.0	0.005
1,2-Dichloroethane (1,2-DCA)	ND	1.0	0.004	1,1-Dichloroethene	ND	1.0	0.005
cis-1,2-Dichloroethene	ND	1.0	0.005	trans-1,2-Dichloroethene	ND	1.0	0.005
1,2-Dichloropropane	ND	1.0	0.005	1,3-Dichloropropane	ND	1.0	0.005
2,2-Dichloropropane	ND	1.0	0.005	1,1-Dichloropropene	ND	1.0	0.005
cis-1,3-Dichloropropene	ND	1.0	0.005	trans-1,3-Dichloropropene	ND	1.0	0.005
Diisopropyl ether (DIPE)	ND	1.0	0.005	Ethylbenzene	ND	1.0	0.005
Ethyl tert-butyl ether (ETBE)	ND	1.0	0.005	Freon 113	ND	1.0	0.1
Hexachlorobutadiene	ND	1.0	0.005	Hexachloroethane	ND	1.0	0.005
2-Hexanone	ND	1.0	0.005	Isopropylbenzene	ND	1.0	0.005
4-Isopropyl toluene	ND	1.0	0.005	Methyl-t-butyl ether (MTBE)	ND	1.0	0.005
Methylene chloride	ND	1.0	0.005	4-Methyl-2-pentanone (MIBK)	ND	1.0	0.005
Naphthalene	ND	1.0	0.005	n-Propyl benzene	ND	1.0	0.005
Styrene	ND	1.0	0.005	1,1,1,2-Tetrachloroethane	ND	1.0	0.005
1,1,1,2-Tetrachloroethane	ND	1.0	0.005	Tetrachloroethene	ND	1.0	0.005
Toluene	ND	1.0	0.005	1,2,3-Trichlorobenzene	ND	1.0	0.005
1,2,4-Trichlorobenzene	ND	1.0	0.005	1,1,1-Trichloroethane	ND	1.0	0.005
1,1,2-Trichloroethane	ND	1.0	0.005	Trichloroethene	ND	1.0	0.005
Trichlorofluoromethane	ND	1.0	0.005	1,2,3-Trichloropropane	ND	1.0	0.005
1,2,4-Trimethylbenzene	ND	1.0	0.005	1,3,5-Trimethylbenzene	ND	1.0	0.005
Vinyl Chloride	ND	1.0	0.005	Xylenes	ND	1.0	0.005

#### Surrogate Recoveries (%)

%SS1:	88	%SS2:	109
%SS3:	97		

#### Comments:

\* water and vapor samples are reported in µg/L, soil/sludge/solid samples in mg/kg, product/oil/non-aqueous liquid samples and all TCLP & SPLP extracts are reported in mg/L, wipe samples in µg/wipe.

ND means not detected above the reporting limit; N/A means analyte not applicable to this analysis.

# surrogate diluted out of range or coelutes with another peak; &) low surrogate due to matrix interference.



# McC Campbell Analytical, Inc.

"When Quality Counts"

1534 Willow Pass Road, Pittsburg, CA 94565-1701  
Web: www.mcccampbell.com E-mail: main@mcccampbell.com  
Telephone: 877-252-9262 Fax: 925-252-9269

Basics Environmental  655 12th Street, Suite 126  Oakland, CA 94607	Client Project ID: #0471; Former Crown Chevrolet	Date Sampled: 02/24/09
	Client Contact: Donovan Tom	Date Received: 02/26/09
	Client P.O.:	Date Extracted: 02/26/09
		Date Analyzed: 03/02/09

### Volatile Organics by P&T and GC/MS (Basic Target List)\*

Extraction Method: SW5030B

Analytical Method: SW8260B

Work Order: 0902730

Lab ID	0902730-015A
Client ID	B8-4.0
Matrix	Soil

Compound	Concentration *	DF	Reporting Limit	Compound	Concentration *	DF	Reporting Limit
Acetone	ND	1.0	0.05	tert-Amyl methyl ether (TAME)	ND	1.0	0.005
Benzene	ND	1.0	0.005	Bromobenzene	ND	1.0	0.005
Bromochloromethane	ND	1.0	0.005	Bromodichloromethane	ND	1.0	0.005
Bromoform	ND	1.0	0.005	Bromomethane	ND	1.0	0.005
2-Butanone (MEK)	ND	1.0	0.02	t-Butyl alcohol (TBA)	ND	1.0	0.05
n-Butyl benzene	ND	1.0	0.005	sec-Butyl benzene	ND	1.0	0.005
tert-Butyl benzene	ND	1.0	0.005	Carbon Disulfide	ND	1.0	0.005
Carbon Tetrachloride	ND	1.0	0.005	Chlorobenzene	ND	1.0	0.005
Chloroethane	ND	1.0	0.005	Chloroform	ND	1.0	0.005
Chloromethane	ND	1.0	0.005	2-Chlorotoluene	ND	1.0	0.005
4-Chlorotoluene	ND	1.0	0.005	Dibromochloromethane	ND	1.0	0.005
1,2-Dibromo-3-chloropropane	ND	1.0	0.004	1,2-Dibromoethane (EDB)	ND	1.0	0.004
Dibromomethane	ND	1.0	0.005	1,2-Dichlorobenzene	ND	1.0	0.005
1,3-Dichlorobenzene	ND	1.0	0.005	1,4-Dichlorobenzene	ND	1.0	0.005
Dichlorodifluoromethane	ND	1.0	0.005	1,1-Dichloroethane	ND	1.0	0.005
1,2-Dichloroethane (1,2-DCA)	ND	1.0	0.004	1,1-Dichloroethene	ND	1.0	0.005
cis-1,2-Dichloroethene	ND	1.0	0.005	trans-1,2-Dichloroethene	ND	1.0	0.005
1,2-Dichloropropane	ND	1.0	0.005	1,3-Dichloropropane	ND	1.0	0.005
2,2-Dichloropropane	ND	1.0	0.005	1,1-Dichloropropene	ND	1.0	0.005
cis-1,3-Dichloropropene	ND	1.0	0.005	trans-1,3-Dichloropropene	ND	1.0	0.005
Diisopropyl ether (DIPE)	ND	1.0	0.005	Ethylbenzene	ND	1.0	0.005
Ethyl tert-butyl ether (ETBE)	ND	1.0	0.005	Freon 113	ND	1.0	0.1
Hexachlorobutadiene	ND	1.0	0.005	Hexachloroethane	ND	1.0	0.005
2-Hexanone	ND	1.0	0.005	Isopropylbenzene	ND	1.0	0.005
4-Isopropyl toluene	ND	1.0	0.005	Methyl-t-butyl ether (MTBE)	ND	1.0	0.005
Methylene chloride	ND	1.0	0.005	4-Methyl-2-pentanone (MIBK)	ND	1.0	0.005
Naphthalene	ND	1.0	0.005	n-Propyl benzene	ND	1.0	0.005
Styrene	ND	1.0	0.005	1,1,1,2-Tetrachloroethane	ND	1.0	0.005
1,1,2,2-Tetrachloroethane	ND	1.0	0.005	Tetrachloroethene	ND	1.0	0.005
Toluene	ND	1.0	0.005	1,2,3-Trichlorobenzene	ND	1.0	0.005
1,2,4-Trichlorobenzene	ND	1.0	0.005	1,1,1-Trichloroethane	ND	1.0	0.005
1,1,2-Trichloroethane	ND	1.0	0.005	Trichloroethene	ND	1.0	0.005
Trichlorofluoromethane	ND	1.0	0.005	1,2,3-Trichloropropane	ND	1.0	0.005
1,2,4-Trimethylbenzene	ND	1.0	0.005	1,3,5-Trimethylbenzene	ND	1.0	0.005
Vinyl Chloride	ND	1.0	0.005	Xylenes	ND	1.0	0.005

#### Surrogate Recoveries (%)

%SS1:	73	%SS2:	100
%SS3:	87		

Comments:

\* water and vapor samples are reported in µg/L, soil/sludge/solid samples in mg/kg, product/oil/non-aqueous liquid samples and all TCLP & SPLP extracts are reported in mg/L, wipe samples in µg/wipe.

ND means not detected above the reporting limit; N/A means analyte not applicable to this analysis.

# surrogate diluted out of range or coelutes with another peak; &) low surrogate due to matrix interference.



# McC Campbell Analytical, Inc.

"When Quality Counts"

1534 Willow Pass Road, Pittsburg, CA 94565-1701  
Web: www.mcccampbell.com E-mail: main@mcccampbell.com  
Telephone: 877-252-9262 Fax: 925-252-9269

Basics Environmental  655 12th Street, Suite 126  Oakland, CA 94607	Client Project ID: #0471; Former Crown Chevrolet	Date Sampled: 02/25/09
	Client Contact: Donavan Tom	Date Received: 02/26/09
	Client P.O.:	Date Extracted: 02/26/09
		Date Analyzed: 03/01/09

### Volatile Organics by P&T and GC/MS (Basic Target List)\*

Extraction Method: SW5030B

Analytical Method: SW8260B

Work Order: 0902730

Lab ID	0902730-019A
Client ID	B9-14.0
Matrix	Soil

Compound	Concentration *	DF	Reporting Limit	Compound	Concentration *	DF	Reporting Limit
Acetone	ND	1.0	0.05	tert-Amyl methyl ether (TAME)	ND	1.0	0.005
Benzene	ND	1.0	0.005	Bromobenzene	ND	1.0	0.005
Bromochloromethane	ND	1.0	0.005	Bromodichloromethane	ND	1.0	0.005
Bromoform	ND	1.0	0.005	Bromomethane	ND	1.0	0.005
2-Butanone (MEK)	ND	1.0	0.02	t-Butyl alcohol (TBA)	ND	1.0	0.05
n-Butyl benzene	ND	1.0	0.005	sec-Butyl benzene	ND	1.0	0.005
tert-Butyl benzene	ND	1.0	0.005	Carbon Disulfide	ND	1.0	0.005
Carbon Tetrachloride	ND	1.0	0.005	Chlorobenzene	ND	1.0	0.005
Chloroethane	ND	1.0	0.005	Chloroform	ND	1.0	0.005
Chloromethane	ND	1.0	0.005	2-Chlorotoluene	ND	1.0	0.005
4-Chlorotoluene	ND	1.0	0.005	Dibromochloromethane	ND	1.0	0.005
1,2-Dibromo-3-chloropropane	ND	1.0	0.004	1,2-Dibromoethane (EDB)	ND	1.0	0.004
Dibromomethane	ND	1.0	0.005	1,2-Dichlorobenzene	ND	1.0	0.005
1,3-Dichlorobenzene	ND	1.0	0.005	1,4-Dichlorobenzene	ND	1.0	0.005
Dichlorodifluoromethane	ND	1.0	0.005	1,1-Dichloroethane	ND	1.0	0.005
1,2-Dichloroethane (1,2-DCA)	ND	1.0	0.004	1,1-Dichloroethene	ND	1.0	0.005
cis-1,2-Dichloroethene	ND	1.0	0.005	trans-1,2-Dichloroethene	ND	1.0	0.005
1,2-Dichloropropane	ND	1.0	0.005	1,3-Dichloropropane	ND	1.0	0.005
2,2-Dichloropropane	ND	1.0	0.005	1,1-Dichloropropene	ND	1.0	0.005
cis-1,3-Dichloropropene	ND	1.0	0.005	trans-1,3-Dichloropropene	ND	1.0	0.005
Diisopropyl ether (DIPE)	ND	1.0	0.005	Ethylbenzene	ND	1.0	0.005
Ethyl tert-butyl ether (ETBE)	ND	1.0	0.005	Freon 113	ND	1.0	0.1
Hexachlorobutadiene	ND	1.0	0.005	Hexachloroethane	ND	1.0	0.005
2-Hexanone	ND	1.0	0.005	Isopropylbenzene	ND	1.0	0.005
4-Isopropyl toluene	ND	1.0	0.005	Methyl-t-butyl ether (MTBE)	ND	1.0	0.005
Methylene chloride	ND	1.0	0.005	4-Methyl-2-pentanone (MIBK)	ND	1.0	0.005
Naphthalene	ND	1.0	0.005	n-Propyl benzene	ND	1.0	0.005
Styrene	ND	1.0	0.005	1,1,1,2-Tetrachloroethane	ND	1.0	0.005
1,1,2,2-Tetrachloroethane	ND	1.0	0.005	Tetrachloroethene	ND	1.0	0.005
Toluene	ND	1.0	0.005	1,2,3-Trichlorobenzene	ND	1.0	0.005
1,2,4-Trichlorobenzene	ND	1.0	0.005	1,1,1-Trichloroethane	ND	1.0	0.005
1,1,2-Trichloroethane	ND	1.0	0.005	Trichloroethene	ND	1.0	0.005
Trichlorofluoromethane	ND	1.0	0.005	1,2,3-Trichloropropane	ND	1.0	0.005
1,2,4-Trimethylbenzene	ND	1.0	0.005	1,3,5-Trimethylbenzene	ND	1.0	0.005
Vinyl Chloride	ND	1.0	0.005	Xylenes	ND	1.0	0.005

#### Surrogate Recoveries (%)

%SS1:	89	%SS2:	108
%SS3:	100		

Comments:

\* water and vapor samples are reported in µg/L, soil/sludge/solid samples in mg/kg, product/oil/non-aqueous liquid samples and all TCLP & SPL extracts are reported in mg/L, wipe samples in µg/wipe.

ND means not detected above the reporting limit; N/A means analyte not applicable to this analysis.

# surrogate diluted out of range or coelutes with another peak; (&) low surrogate due to matrix interference.



# McC Campbell Analytical, Inc.

"When Quality Counts"

1534 Willow Pass Road, Pittsburg, CA 94565-1701  
Web: www.mcccampbell.com E-mail: main@mcccampbell.com  
Telephone: 877-252-9262 Fax: 925-252-9269

Basics Environmental  655 12th Street, Suite 126  Oakland, CA 94607	Client Project ID: #0471; Former Crown Chevrolet	Date Sampled: 02/24/09
	Client Contact: Donavan Tom	Date Received: 02/26/09
	Client P.O.:	Date Extracted: 02/26/09
		Date Analyzed: 03/01/09

### Volatile Organics by P&T and GC/MS (Basic Target List)\*

Extraction Method: SW5030B

Analytical Method: SW8260B

Work Order: 0902730

Lab ID	0902730-020A
Client ID	B10-4.0
Matrix	Soil

Compound	Concentration *	DF	Reporting Limit	Compound	Concentration *	DF	Reporting Limit
Acetone	ND	1.0	0.05	tert-Amyl methyl ether (TAME)	ND	1.0	0.005
Benzene	ND	1.0	0.005	Bromobenzene	ND	1.0	0.005
Bromochloromethane	ND	1.0	0.005	Bromodichloromethane	ND	1.0	0.005
Bromoform	ND	1.0	0.005	Bromomethane	ND	1.0	0.005
2-Butanone (MEK)	ND	1.0	0.02	t-Butyl alcohol (TBA)	ND	1.0	0.05
n-Butyl benzene	ND	1.0	0.005	sec-Butyl benzene	ND	1.0	0.005
tert-Butyl benzene	ND	1.0	0.005	Carbon Disulfide	ND	1.0	0.005
Carbon Tetrachloride	ND	1.0	0.005	Chlorobenzene	ND	1.0	0.005
Chloroethane	ND	1.0	0.005	Chloroform	ND	1.0	0.005
Chloromethane	ND	1.0	0.005	2-Chlorotoluene	ND	1.0	0.005
4-Chlorotoluene	ND	1.0	0.005	Dibromochloromethane	ND	1.0	0.005
1,2-Dibromo-3-chloropropane	ND	1.0	0.004	1,2-Dibromoethane (EDB)	ND	1.0	0.004
Dibromomethane	ND	1.0	0.005	1,2-Dichlorobenzene	ND	1.0	0.005
1,3-Dichlorobenzene	ND	1.0	0.005	1,4-Dichlorobenzene	ND	1.0	0.005
Dichlorodifluoromethane	ND	1.0	0.005	1,1-Dichloroethane	ND	1.0	0.005
1,2-Dichloroethane (1,2-DCA)	ND	1.0	0.004	1,1-Dichloroethene	ND	1.0	0.005
cis-1,2-Dichloroethene	ND	1.0	0.005	trans-1,2-Dichloroethene	ND	1.0	0.005
1,2-Dichloropropane	ND	1.0	0.005	1,3-Dichloropropane	ND	1.0	0.005
2,2-Dichloropropane	ND	1.0	0.005	1,1-Dichloropropene	ND	1.0	0.005
cis-1,3-Dichloropropene	ND	1.0	0.005	trans-1,3-Dichloropropene	ND	1.0	0.005
Diisopropyl ether (DIPE)	ND	1.0	0.005	Ethylbenzene	ND	1.0	0.005
Ethyl tert-butyl ether (ETBE)	ND	1.0	0.005	Freon 113	ND	1.0	0.1
Hexachlorobutadiene	ND	1.0	0.005	Hexachloroethane	ND	1.0	0.005
2-Hexanone	ND	1.0	0.005	Isopropylbenzene	ND	1.0	0.005
4-Isopropyl toluene	ND	1.0	0.005	Methyl-t-butyl ether (MTBE)	ND	1.0	0.005
Methylene chloride	ND	1.0	0.005	4-Methyl-2-pentanone (MIBK)	ND	1.0	0.005
Naphthalene	ND	1.0	0.005	n-Propyl benzene	ND	1.0	0.005
Styrene	ND	1.0	0.005	1,1,1,2-Tetrachloroethane	ND	1.0	0.005
1,1,1,2,2-Tetrachloroethane	ND	1.0	0.005	Tetrachloroethene	ND	1.0	0.005
Toluene	ND	1.0	0.005	1,2,3-Trichlorobenzene	ND	1.0	0.005
1,2,4-Trichlorobenzene	ND	1.0	0.005	1,1,1-Trichloroethane	ND	1.0	0.005
1,1,2-Trichloroethane	ND	1.0	0.005	Trichloroethene	ND	1.0	0.005
Trichlorofluoromethane	ND	1.0	0.005	1,2,3-Trichloropropane	ND	1.0	0.005
1,2,4-Trimethylbenzene	ND	1.0	0.005	1,3,5-Trimethylbenzene	ND	1.0	0.005
Vinyl Chloride	ND	1.0	0.005	Xylenes	ND	1.0	0.005

#### Surrogate Recoveries (%)

%SS1:	89	%SS2:	109
%SS3:	103		

#### Comments:

\* water and vapor samples are reported in µg/L, soil/sludge/solid samples in mg/kg, product/oil/non-aqueous liquid samples and all TCLP & SPLP extracts are reported in mg/L, wipe samples in µg/wipe.

ND means not detected above the reporting limit; N/A means analyte not applicable to this analysis.

# surrogate diluted out of range or coelutes with another peak; &) low surrogate due to matrix interference.



# McC Campbell Analytical, Inc.

"When Quality Counts"

1534 Willow Pass Road, Pittsburg, CA 94565-1701  
Web: www.mccampbell.com E-mail: main@mccampbell.com  
Telephone: 877-252-9262 Fax: 925-252-9269

Basics Environmental  655 12th Street, Suite 126  Oakland, CA 94607	Client Project ID: #0471; Former Crown Chevrolet	Date Sampled: 02/24/09-02/25/09
	Client Contact: Donovan Tom	Date Received: 02/26/09
	Client P.O.:	Date Extracted 02/26/09
		Date Analyzed: 02/27/09-03/04/09

### Gasoline (C6-C12) and Stoddard Solvent Range (C9-C12) Volatile Hydrocarbons as Gasoline and Stoddard Solvent\*

Extraction method: SW5030B

Analytical methods: SW8021B/8015Bm

Work Order: 0902730

Lab ID	Client ID	Matrix	TPH(g)	TPH(ss)	DF	% SS
0902730-001A	B1-4.0	S	ND	ND	1	80
0902730-003A	B2-4.0	S	ND	ND	1	82
0902730-005A	B3-4.0	S	ND	ND	1	81
0902730-007A	B4-4.0	S	ND	ND	1	99
0902730-009A	B5-4.0	S	ND	ND	1	81
0902730-012A	B6-10.0	S	ND	ND	1	90
0902730-013A	B7-4.0	S	ND	ND	1	87
0902730-015A	B8-4.0	S	ND	ND	1	96
0902730-019A	B9-14.0	S	ND	ND	1	81
0902730-020A	B10-4.0	S	ND	ND	1	87

Reporting Limit for DF =1; ND means not detected at or above the reporting limit	W	NA	NA	ug/L
	S	1.0	1.0	mg/Kg

\* water and vapor samples and all TCLP & SPLP extracts are reported in µg/L, soil/sludge/solid samples in mg/kg, wipe samples in µg/wipe, product/oil/non-aqueous liquid samples in mg/L.

# cluttered chromatogram; sample peak coelutes w/surrogate peak; low surrogate recovery due to matrix interference.

+The following descriptions of the TPH chromatogram are cursory in nature and McC Campbell Analytical is not responsible for their interpretation:

DHS ELAP Certification 1644

 Angela Rydelius, Lab Manager



# McC Campbell Analytical, Inc.

"When Quality Counts"

1534 Willow Pass Road, Pittsburg, CA 94565-1701  
Web: www.mcccampbell.com E-mail: main@mcccampbell.com  
Telephone: 877-252-9262 Fax: 925-252-9269

Basics Environmental  655 12th Street, Suite 126  Oakland, CA 94607	Client Project ID: #0471; Former Crown Chevrolet	Date Sampled: 02/25/09
	Client Contact: Donovan Tom	Date Received 02/26/09
	Client P.O.:	Date Extracted 02/26/09
		Date Analyzed 03/02/09

### Priority Pollutant Metals by ICP-MS\*

Lab ID	0902730-001A	0902730-012A			Reporting Limit for DF =1; ND means not detected above the reporting limit
Client ID	B1-4.0	B6-10.0			
Matrix	S	S			S      W
Extraction Type	TOTAL	TOTAL			mg/Kg      mg/L

### ICP-MS Metals, Concentration\*

Analytical Method: 6020A

Extraction Method: SW3050B

Work Order: 0902730

Dilution Factor	1	1			1	1
Antimony	ND	ND			0.5	NA
Arsenic	8.9	8.2			0.5	NA
Beryllium	0.56	0.54			0.5	NA
Cadmium	0.42	0.31			0.25	NA
Chromium	46	51			0.5	NA
Copper	25	28			0.5	NA
Lead	8.0	7.3			0.5	NA
Mercury	ND	ND			0.05	NA
Nickel	41	41			0.5	NA
Selenium	ND	ND			0.5	NA
Silver	ND	ND			0.5	NA
Thallium	ND	ND			0.5	NA
Zinc	56	61			5.0	NA
%SS:	99	98				

#### Comments

\*water samples are reported in µg/L, product/oil/non-aqueous liquid samples and all TCLP / STLC / DISTLC / SPLP extracts are reported in mg/L, soil/sludge/solid samples in mg/kg, wipe samples in µg/wipe, filter samples in µg/filter.

# means surrogate diluted out of range; ND means not detected above the reporting limit; N/A means not applicable to this sample or instrument.

TOTAL = acid digestion.

WET = Waste Extraction Test (STLC).

DI WET = Waste Extraction Test using de-ionized water.





# McC Campbell Analytical, Inc.

"When Quality Counts"

1534 Willow Pass Road, Pittsburg, CA 94565-1701  
Web: www.mcccampbell.com E-mail: main@mcccampbell.com  
Telephone: 877-252-9262 Fax: 925-252-9269

Basics Environmental  655 12th Street, Suite 126  Oakland, CA 94607	Client Project ID: #0471; Former Crown Chevrolet	Date Sampled: 02/24/09-02/25/09
	Client Contact: Donovan Tom	Date Received: 02/26/09
	Client P.O.:	Date Extracted: 02/26/09
		Date Analyzed: 02/28/09-03/02/09

### Total Extractable Petroleum Hydrocarbons\*

Extraction method: SW3550C

Analytical methods: SW8015B

Work Order: 0902730

Lab ID	Client ID	Matrix	TPH-Diesel (C10-C23)	TPH-Motor Oil (C18-C36)	DF	% SS
0902730-001A	B1-4.0	S	ND	ND	1	106
0902730-003A	B2-4.0	S	1.1,e7,e2	5.4	1	106
0902730-005A	B3-4.0	S	ND	ND	1	108
0902730-007A	B4-4.0	S	ND	ND	1	109
0902730-009A	B5-4.0	S	1.9,e2	ND	1	106
0902730-012A	B6-10.0	S	ND	ND	1	105
0902730-013A	B7-4.0	S	33,e7,e2	180	2	97
0902730-015A	B8-4.0	S	1.3,e2	ND	1	109
0902730-019A	B9-14.0	S	1.4,e7,e2	5.5	1	108
0902730-020A	B10-4.0	S	1.6,e2	ND	1	99

Reporting Limit for DF =1; ND means not detected at or above the reporting limit	W	NA	NA	ug/L
	S	1.0	5.0	mg/Kg

\* water samples are reported in µg/L, wipe samples in µg/wipe, soil/solid/sludge samples in mg/kg, product/oil/non-aqueous liquid samples in mg/L, and all DISTLC / STLC / SPLP / TCLP extracts are reported in µg/L.

# cluttered chromatogram resulting in coeluted surrogate and sample peaks, or; surrogate peak is on elevated baseline, or; surrogate has been diminished by dilution of original extract.

+The following descriptions of the TPH chromatogram are cursory in nature and McC Campbell Analytical is not responsible for their interpretation:

e2) diesel range compounds are significant; no recognizable pattern

e7) oil range compounds are significant

DHS ELAP Certification 1644

 Angela Rydelius, Lab Manager



**McC Campbell Analytical, Inc.**

"When Quality Counts"

1534 Willow Pass Road, Pittsburg, CA 94565-1701  
Web: www.mcccampbell.com E-mail: main@mcccampbell.com  
Telephone: 877-252-9262 Fax: 925-252-9269

**QC SUMMARY REPORT FOR SW8260B**

W.O. Sample Matrix: Soil

QC Matrix: Soil

BatchID: 41721

WorkOrder 0902730

Analyte	Extraction SW5030B								Spiked Sample ID: 0902729-015A			
	Sample	Spiked	MS	MSD	MS-MSD	LCS	LCSD	LCS-LCSD	Acceptance Criteria (%)			
	mg/Kg	mg/Kg	% Rec.	% Rec.	% RPD	% Rec.	% Rec.	% RPD	MS / MSD	RPD	LCS/LCSD	RPD
tert-Amyl methyl ether (TAME)	ND	0.050	79.9	82.7	3.40	88	80.5	8.86	60 - 130	30	60 - 130	30
Benzene	ND	0.050	114	116	1.72	110	112	2.37	60 - 130	30	60 - 130	30
t-Butyl alcohol (TBA)	ND	0.25	71.1	72.4	1.80	96.5	96.4	0.0530	60 - 130	30	60 - 130	30
Chlorobenzene	ND	0.050	111	111	0	104	102	1.82	60 - 130	30	60 - 130	30
1,2-Dibromoethane (EDB)	ND	0.050	85.1	79.4	6.95	94.3	96.6	2.46	60 - 130	30	60 - 130	30
1,2-Dichloroethane (1,2-DCA)	ND	0.050	88.2	89	0.941	106	106	0	60 - 130	30	60 - 130	30
1,1-Dichloroethene	ND	0.050	75.3	78.4	4.06	71.4	74.9	4.86	60 - 130	30	60 - 130	30
Diisopropyl ether (DIPE)	ND	0.050	80.8	83.4	3.15	105	106	1.63	60 - 130	30	60 - 130	30
Ethyl tert-butyl ether (ETBE)	ND	0.050	85.8	88.2	2.85	107	108	1.21	60 - 130	30	60 - 130	30
Methyl-t-butyl ether (MTBE)	ND	0.050	79.5	82.5	3.65	95.2	97.3	2.16	60 - 130	30	60 - 130	30
Toluene	ND	0.050	121	116	4.63	127	125	1.89	60 - 130	30	60 - 130	30
Trichloroethene	ND	0.050	98	97.1	0.868	104	105	1.14	60 - 130	30	60 - 130	30
%SS1:	73	0.12	70	73	3.74	73	74	1.59	70 - 130	30	70 - 130	30
%SS2:	101	0.12	107	106	0.347	106	106	0	70 - 130	30	70 - 130	30
%SS3:	91	0.012	98	99	1.29	84	87	3.40	70 - 130	30	70 - 130	30

All target compounds in the Method Blank of this extraction batch were ND less than the method RL with the following exceptions:  
NONE

**BATCH 41721 SUMMARY**

Lab ID	Date Sampled	Date Extracted	Date Analyzed	Lab ID	Date Sampled	Date Extracted	Date Analyzed
0902730-001A	02/25/09 8:45 AM	02/26/09	02/28/09 8:16 PM	0902730-003A	02/25/09 7:40 AM	02/26/09	02/28/09 9:00 PM
0902730-005A	02/24/09 7:58 AM	02/26/09	02/28/09 9:44 PM	0902730-007A	02/25/09 10:00 AM	02/26/09	02/28/09 10:28 PM
0902730-009A	02/24/09 11:10 AM	02/26/09	02/28/09 11:12 PM	0902730-012A	02/25/09 11:20 AM	02/26/09	03/02/09 8:53 PM
0902730-013A	02/24/09 9:55 AM	02/26/09	03/01/09 12:39 AM	0902730-015A	02/24/09 12:45 PM	02/26/09	03/02/09 9:36 PM
0902730-019A	02/25/09 1:00 PM	02/26/09	03/01/09 2:07 AM	0902730-020A	02/24/09 12:50 PM	02/26/09	03/01/09 2:50 AM

MS = Matrix Spike; MSD = Matrix Spike Duplicate; LCS = Laboratory Control Sample; LCSD = Laboratory Control Sample Duplicate; RPD = Relative Percent Deviation.

% Recovery = 100 \* (MS-Sample) / (Amount Spiked); RPD = 100 \* (MS - MSD) / ((MS + MSD) / 2).

MS / MSD spike recoveries and / or %RPD may fall outside of laboratory acceptance criteria due to one or more of the following reasons: a) the sample is inhomogenous AND contains significant concentrations of analyte relative to the amount spiked, or b) the spiked sample's matrix interferes with the spike recovery.

N/A = not enough sample to perform matrix spike and matrix spike duplicate.

NR = analyte concentration in sample exceeds spike amount for soil matrix or exceeds 2x spike amount for water matrix or sample diluted due to high matrix or analyte content.

Laboratory extraction solvents such as methylene chloride and acetone may occasionally appear in the method blank at low levels.



**McC Campbell Analytical, Inc.**

"When Quality Counts"

1534 Willow Pass Road, Pittsburg, CA 94565-1701  
Web: www.mcccampbell.com E-mail: main@mcccampbell.com  
Telephone: 877-252-9262 Fax: 925-252-9269

### QC SUMMARY REPORT FOR SW8082

W.O. Sample Matrix: Soil

QC Matrix: Soil

BatchID: 41723

WorkOrder 0902730

EPA Method SW8082		Extraction SW3550C							Spiked Sample ID: 0902730-013A			
Analyte	Sample	Spiked	MS	MSD	MS-MSD	LCS	LCSD	LCS-LCSD	Acceptance Criteria (%)			
	mg/kg	mg/kg	% Rec.	% Rec.	% RPD	% Rec.	% Rec.	% RPD	MS / MSD	RPD	LCS/LCSD	RPD
Aroclor1260	ND	0.075	110	109	0.346	126	126	0	70 - 130	20	70 - 130	20
%SS:	83	0.050	83	83	0	82	82	0	70 - 130	20	70 - 130	20

All target compounds in the Method Blank of this extraction batch were ND less than the method RL with the following exceptions:  
NONE

#### BATCH 41723 SUMMARY

Lab ID	Date Sampled	Date Extracted	Date Analyzed	Lab ID	Date Sampled	Date Extracted	Date Analyzed
0902730-009A	02/24/09 11:10 AM	03/02/09	03/05/09 5:43 PM	0902730-013A	02/24/09 9:55 AM	02/26/09	02/28/09 7:31 PM
0902730-015A	02/24/09 12:45 PM	02/26/09	02/28/09 8:27 PM	0902730-020A	02/24/09 12:50 PM	02/26/09	02/28/09 9:23 PM

MS = Matrix Spike; MSD = Matrix Spike Duplicate; LCS = Laboratory Control Sample; LCSD = Laboratory Control Sample Duplicate; RPD = Relative Percent Deviation.

% Recovery = 100 \* (MS-Sample) / (Amount Spiked); RPD = 100 \* (MS - MSD) / ((MS + MSD) / 2).

MS / MSD spike recoveries and / or %RPD may fall outside of laboratory acceptance criteria due to one or more of the following reasons: a) the sample is inhomogenous AND contains significant concentrations of analyte relative to the amount spiked, or b) the spiked sample's matrix interferes with the spike recovery.

N/A = not enough sample to perform matrix spike and matrix spike duplicate.

NR = analyte concentration in sample exceeds spike amount for soil matrix or exceeds 2x spike amount for water matrix or sample diluted due to high matrix or analyte content.

DHS ELAP Certification 1644

 QA/QC Officer



# McC Campbell Analytical, Inc.

"When Quality Counts"

1534 Willow Pass Road, Pittsburg, CA 94565-1701  
Web: www.mcccampbell.com E-mail: main@mcccampbell.com  
Telephone: 877-252-9262 Fax: 925-252-9269

## QC SUMMARY REPORT FOR SW8021B/8015Cm

W.O. Sample Matrix: Soil

QC Matrix: Soil

BatchID: 41716

WorkOrder: 0902730

EPA Method: SW8021B/8015Bm		Extraction: SW5030B							Spiked Sample ID: 0902727-009A			
Analyte	Sample	Spiked	MS	MSD	MS-MSD	LCS	LCSD	LCS-LCSD	Acceptance Criteria (%)			
	mg/Kg	mg/Kg	% Rec.	% Rec.	% RPD	% Rec.	% Rec.	% RPD	MS / MSD	RPD	LCS/LCSD	RPD
TPH(btex) <sup>E</sup>	ND	0.60	97.3	94.9	2.47	100	97.3	2.77	70 - 130	20	70 - 130	20
MTBE	ND	0.10	94.9	94.9	0	93	89.5	3.83	70 - 130	20	70 - 130	20
Benzene	ND	0.10	88.2	88.5	0.365	83.6	85.1	1.78	70 - 130	20	70 - 130	20
Toluene	ND	0.10	102	103	1.00	103	105	1.97	70 - 130	20	70 - 130	20
Ethylbenzene	ND	0.10	102	104	1.06	106	108	1.94	70 - 130	20	70 - 130	20
Xylenes	ND	0.30	113	114	1.06	118	120	1.62	70 - 130	20	70 - 130	20
%SS:	79	0.10	90	90	0	95	98	2.40	70 - 130	20	70 - 130	20

All target compounds in the Method Blank of this extraction batch were ND less than the method RL with the following exceptions:  
NONE

### BATCH 41716 SUMMARY

Lab ID	Date Sampled	Date Extracted	Date Analyzed	Lab ID	Date Sampled	Date Extracted	Date Analyzed
0902730-001A	02/25/09 8:45 AM	02/26/09	03/04/09 3:08 AM	0902730-003A	02/25/09 7:40 AM	02/26/09	02/28/09 3:17 AM
0902730-005A	02/24/09 7:58 AM	02/26/09	02/28/09 3:50 AM	0902730-007A	02/25/09 10:00 AM	02/26/09	03/03/09 4:30 PM
0902730-009A	02/24/09 11:10 AM	02/26/09	03/04/09 12:19 PM	0902730-012A	02/25/09 11:20 AM	02/26/09	02/27/09 9:55 PM
0902730-013A	02/24/09 9:55 AM	02/26/09	02/27/09 10:25 PM	0902730-015A	02/24/09 12:45 PM	02/26/09	02/28/09 2:53 AM
0902730-019A	02/25/09 1:00 PM	02/26/09	02/28/09 3:22 AM	0902730-020A	02/24/09 12:50 PM	02/26/09	02/28/09 5:50 AM

MS = Matrix Spike; MSD = Matrix Spike Duplicate; LCS = Laboratory Control Sample; LCSD = Laboratory Control Sample Duplicate; RPD = Relative Percent Deviation.

% Recovery =  $100 * (MS - Sample) / (Amount Spiked)$ ; RPD =  $100 * (MS - MSD) / ((MS + MSD) / 2)$ .

MS / MSD spike recoveries and / or %RPD may fall outside of laboratory acceptance criteria due to one or more of the following reasons: a) the sample is inhomogenous AND contains significant concentrations of analyte relative to the amount spiked, or b) the spiked sample's matrix interferes with the spike recovery.

<sup>E</sup> TPH(btex) = sum of BTEX areas from the FID.

# cluttered chromatogram; sample peak coelutes with surrogate peak.

N/A = not enough sample to perform matrix spike and matrix spike duplicate.

NR = matrix interference and/or analyte concentration in sample exceeds spike amount for soil matrix or exceeds 2x spike amount for water matrix or sample diluted due to high matrix or analyte content.



**McC Campbell Analytical, Inc.**

"When Quality Counts"

1534 Willow Pass Road, Pittsburg, CA 94565-1701  
Web: www.mcccampbell.com E-mail: main@mcccampbell.com  
Telephone: 877-252-9262 Fax: 925-252-9269

### QC SUMMARY REPORT FOR 6020A

W.O. Sample Matrix: Soil

QC Matrix: Soil

WorkOrder: 0902730

EPA Method: 6020A		Extraction: SW3050B				BatchID: 41722			Spiked Sample ID: 0902729-015A				
Analyte	Sample	Spiked	MS	MSD	MS-MSD	Spiked	LCS	LCSD	LCS-LCSD	Acceptance Criteria (%)			
	mg/Kg	mg/Kg	% Rec.	% Rec.	% RPD	mg/Kg	% Rec.	% Rec.	% RPD	MS / MSD	RPD	LCS/LCSD	RPD
Antimony	ND	50	101	101	0	10	110	98.2	11.6	75 - 125	20	75 - 125	20
Arsenic	4.9	50	106	105	0.778	10	113	96.9	14.8	75 - 125	20	75 - 125	20
Beryllium	ND	50	95.5	93.9	1.66	10	110	97.3	12.3	75 - 125	20	75 - 125	20
Cadmium	ND	50	99	98.8	0.202	10	110	98.2	11.3	75 - 125	20	75 - 125	20
Chromium	37	50	95.6	97.8	1.28	10	116	99.2	15.6	75 - 125	20	75 - 125	20
Copper	9.9	50	103	104	0.990	10	119	103	15.2	75 - 125	20	75 - 125	20
Lead	4.5	50	96.7	96.6	0.132	10	107	94.6	12.2	75 - 125	20	75 - 125	20
Mercury	ND	1.25	98.4	98.3	0.160	0.25	112	96.2	15.5	75 - 125	20	75 - 125	20
Nickel	32	50	102	103	0.574	10	118	101	15.5	75 - 125	20	75 - 125	20
Selenium	ND	50	103	102	0.915	10	111	96	14.6	75 - 125	20	75 - 125	20
Silver	ND	50	114	113	0.370	10	112	99.3	11.6	75 - 125	20	75 - 125	20
Thallium	ND	50	93.2	93.6	0.407	10	92.4	84.5	8.92	75 - 125	20	75 - 125	20
Zinc	34	500	100	100	0	100	112	96.5	15.0	75 - 125	20	75 - 125	20
%SS:	94	250	92	92	0	250	106	92	14.2	70 - 130	20	70 - 130	20

All target compounds in the Method Blank of this extraction batch were ND less than the method RL with the following exceptions:  
NONE

#### BATCH 41722 SUMMARY

Lab ID	Date Sampled	Date Extracted	Date Analyzed	Lab ID	Date Sampled	Date Extracted	Date Analyzed
0902730-001A	02/25/09 8:45 AM	02/26/09	03/02/09 1:49 PM	0902730-012A	02/25/09 11:20 AM	02/26/09	03/02/09 1:57 PM

MS = Matrix Spike; MSD = Matrix Spike Duplicate; LCS = Laboratory Control Sample; LCSD = Laboratory Control Sample Duplicate; RPD = Relative Percent Deviation.

% Recovery = 100 \* (MS-Sample) / (Amount Spiked); RPD = 100 \* (MS - MSD) / ((MS + MSD) / 2).

MS / MSD spike recoveries and / or %RPD may fall outside of laboratory acceptance criteria due to one or more of the following reasons: a) the sample is inhomogenous AND contains significant concentrations of analyte relative to the amount spiked, or b) the spiked sample's matrix interferes with the spike recovery.

N/A = not applicable to this method.

NR = analyte concentration in sample exceeds spike amount for soil matrix or exceeds 2x spike amount for water matrix or sample diluted due to high matrix or analyte content.



**McC Campbell Analytical, Inc.**

"When Quality Counts"

1534 Willow Pass Road, Pittsburg, CA 94565-1701  
Web: www.mcccampbell.com E-mail: main@mcccampbell.com  
Telephone: 877-252-9262 Fax: 925-252-9269

### QC SUMMARY REPORT FOR SW8015B

W.O. Sample Matrix: Soil

QC Matrix: Soil

BatchID: 41682

WorkOrder: 0902730

EPA Method: SW8015B		Extraction: SW3550C							Spiked Sample ID: 0902721-002A			
Analyte	Sample	Spiked	MS	MSD	MS-MSD	LCS	LCSD	LCS-LCSD	Acceptance Criteria (%)			
	mg/Kg	mg/Kg	% Rec.	% Rec.	% RPD	% Rec.	% Rec.	% RPD	MS / MSD	RPD	LCS/LCSD	RPD
TPH-Diesel (C10-C23)	ND	20	94.1	97.8	3.95	110	107	2.75	70 - 130	30	70 - 130	30
%SS:	84	50	81	85	5.52	100	97	2.92	70 - 130	30	70 - 130	30

All target compounds in the Method Blank of this extraction batch were ND less than the method RL with the following exceptions:  
NONE

#### BATCH 41682 SUMMARY

Lab ID	Date Sampled	Date Extracted	Date Analyzed	Lab ID	Date Sampled	Date Extracted	Date Analyzed
0902730-001A	02/25/09 8:45 AM	02/26/09	02/28/09 2:58 PM	0902730-003A	02/25/09 7:40 AM	02/26/09	02/28/09 4:06 PM
0902730-005A	02/24/09 7:58 AM	02/26/09	02/28/09 5:15 PM	0902730-007A	02/25/09 10:00 AM	02/26/09	02/28/09 6:23 PM
0902730-009A	02/24/09 11:10 AM	02/26/09	02/28/09 7:32 PM	0902730-012A	02/25/09 11:20 AM	02/26/09	02/28/09 8:40 PM
0902730-013A	02/24/09 9:55 AM	02/26/09	03/02/09 7:01 PM	0902730-015A	02/24/09 12:45 PM	02/26/09	02/28/09 10:57 PM
0902730-019A	02/25/09 1:00 PM	02/26/09	03/01/09 12:05 AM	0902730-020A	02/24/09 12:50 PM	02/26/09	03/02/09 5:50 PM

MS = Matrix Spike; MSD = Matrix Spike Duplicate; LCS = Laboratory Control Sample; LCSD = Laboratory Control Sample Duplicate; RPD = Relative Percent Deviation.

% Recovery =  $100 * (MS - Sample) / (Amount Spiked)$ ; RPD =  $100 * (MS - MSD) / ((MS + MSD) / 2)$ .

MS / MSD spike recoveries and / or %RPD may fall outside of laboratory acceptance criteria due to one or more of the following reasons: a) the sample is inhomogenous AND contains significant concentrations of analyte relative to the amount spiked, or b) the spiked sample's matrix interferes with the spike recovery.

N/A = not enough sample to perform matrix spike and matrix spike duplicate.

NR = analyte concentration in sample exceeds spike amount for soil matrix or exceeds 2x spike amount for water matrix or sample diluted due to high matrix or analyte content.

DHS ELAP Certification 1644

QA/QC Officer



**McC Campbell Analytical, Inc.**

"When Quality Counts"

1534 Willow Pass Road, Pittsburg, CA 94565-1701  
Web: [www.mcccampbell.com](http://www.mcccampbell.com) E-mail: [main@mcccampbell.com](mailto:main@mcccampbell.com)  
Telephone: 877-252-9262 Fax: 925-252-9269

Basics Environmental  655 12th Street, Suite 126  Oakland, CA 94607	Client Project ID: #0471; Former Crown Chevrolet	Date Sampled: 02/24/09-02/25/09
	Client Contact: Donovan Tom	Date Received: 02/26/09
	Client P.O.:	Date Reported: 03/04/09
		Date Completed: 03/03/09

**WorkOrder: 0902706**

March 05, 2009

Dear Donovan:

Enclosed within are:

- 1) The results of the 9 analyzed samples from your project **#0471; Former Crown Chevrolet**,
- 2) A QC report for the above samples,
- 3) A copy of the chain of custody, and
- 4) An invoice for analytical services.

All analyses were completed satisfactorily and all QC samples were found to be within our control limits.

If you have any questions or concerns, please feel free to give me a call. Thank you for choosing

McC Campbell Analytical Laboratories for your analytical needs.

Best regards,

Angela Rydelius  
Laboratory Manager  
McC Campbell Analytical, Inc.

CHAIN OF CUSTODY RECORD

PROJECT NUMBER: <b>0471</b>		PROJECT NAME: <b>FORMER Crown CHEVROLET 7544 DUBLIN BLVD, DUBLIN</b>			ANALYSIS(ES): TPA (C, D, K, SS, BO, MO) EPA 8260 HEAVY METALS ETHYLENE GLYCOL PRESERVATIVE	REMARKS
SAMPLED BY: (PRINTED AND SIGNATURE) <b>Michael Deschenes</b> <i>Michael Deschenes</i>						
SAMPLE NUMBER	DATE	TIME	TYPE	SAMPLE LOCATION	NUMBER OF CONTAINERS	
T20 H10 T5 T5 T5 T2 T2 T20 T30 B1-W	2/25/09	0910	WATER		9	X X X
B2-W	2/25/09	0800	"		7	X X
B3-W	2/24/09	0815	"		9	X X
B4-W	2/25/09	1020	"		10	X X X
B5-W	2/24/09	1125	"		7	X X
B6-W	2/24/09	1020	"		7	X X
B8-W	2/24/09	1320	"		7	X X
B9-W	2/25/09	1355	"		7	X X X
B10-W	2/24/09	1510	"		10	X X X X
ICE 11-40°						
GOOD CONDITION <input checked="" type="checkbox"/>					APPROPRIATE CONTAINERS <input checked="" type="checkbox"/>	
HEAD SPACE ABSENT <input checked="" type="checkbox"/>					PRESERVED IN LAB <input type="checkbox"/>	
DECHLORINATED IN LAB <input type="checkbox"/>					PRESERVED IN LAB <input type="checkbox"/>	
PRESERVATION <input checked="" type="checkbox"/>					METALS OTHER <input type="checkbox"/>	
RELINQUISHED BY: (SIGNATURE) <i>Michael Deschenes</i>		DATE 2/24/09	TIME 1345	RECEIVED BY: (SIGNATURE) <i>M-L Vall</i>		TOTAL NO. OF SAMPLES (THIS SHEET) 9
RELINQUISHED BY: (SIGNATURE) <i>Michael Deschenes</i>		DATE 2/25/09	TIME 230	RECEIVED BY: (SIGNATURE) <i>M-L Vall</i>		TOTAL NO. OF CONTAINERS (THIS SHEET) 73
RELINQUISHED BY: (SIGNATURE)		DATE	TIME	RECEIVED FOR LABORATORY BY: (SIGNATURE)		LABORATORY CONTACT: ANGELA RYDELINS
						LABORATORY: MCCAMPBELL ANALYTICAL, INC. LABORATORY PHONE NUMBER: (877) 852-9262
						SAMPLE ANALYSIS REQUEST SHEET ATTACHED: ( ) YES (X) NO
Results and billing to: P&D Environmental, Inc. lab@pdenviro.com		Basics Environmental per Paul King 3/4/9		REMARKS: ALL VOA'S AND LTRA AMBERS PRESERVED W HCL POL'S NOT PRESERVED. PLEASE FILTER AND PRESERVE POL'S UPON RECEIPT AT LABORATORY Per S.J.C. analyze B1W and B10W for P13 oils, do not analyze B1W for diss metals		



**McC Campbell Analytical, Inc.**

1534 Willow Pass Rd  
Pittsburg, CA 94565-1701  
(925) 252-9262

**CHAIN-OF-CUSTODY RECORD**

WorkOrder: 0902706

ClientCode: BEO

WriteOn     EDF     Excel     Fax     Email     HardCopy     ThirdParty     J-flag

Report to:

Donavan Tom  
Basics Environmental  
655 12th Street, Suite 126  
Oakland, CA 94607  
(510) 834-9099    FAX: (510) 834-9098

Email: basics@aol.com  
cc: lab@pdenviro.com  
PO:  
ProjectNo: #0471; Former Crown Chevrolet

Bill to:

Accounts Payable  
Basics Environmental  
655 12th Street, Suite 126  
Oakland, CA 94607

Requested TAT: 5 days

Date Received: 02/26/2009  
Date Printed: 03/05/2009

Lab ID	Client ID	Matrix	Collection Date	Hold	Requested Tests (See legend below)													
					1	2	3	4	5	6	7	8	9	10	11	12		
0902706-001	B1-W	Water	2/25/2009 9:10	<input type="checkbox"/>	B		A	C	C									
0902706-002	B2-W	Water	2/25/2009 8:00	<input type="checkbox"/>	B		A											
0902706-003	B3-W	Water	2/24/2009 8:15	<input type="checkbox"/>	B		A											
0902706-004	B4-W	Water	2/25/2009 10:20	<input type="checkbox"/>	B	C	A											
0902706-005	B5-W	Water	2/24/2009 11:25	<input type="checkbox"/>	B		A											
0902706-006	B7-W	Water	2/24/2009 10:20	<input type="checkbox"/>	B		A											
0902706-007	B8-W	Water	2/24/2009 13:20	<input type="checkbox"/>	B		A											
0902706-008	B9-W	Water	2/25/2009 12:55	<input type="checkbox"/>	B		A											
0902706-009	B10-W	Water	2/24/2009 15:10	<input type="checkbox"/>	B	C	A	D	D									

Test Legend:

1	8260B_W	2	ETHYLENEGLYCOL_W	3	G-MBTX_W	4	PP13MS DISS	5	PRDISSOLVED
6		7		8		9		10	
11		12							

The following SamplIDs: 001A, 002A, 003A, 004A, 005A, 006A, 007A, 008A, 009A contain testgroup.

Prepared by: Melissa Valles

Comments: Originally logged in as P&D workorder, but it was changed to Basics Env. Per Paul King's email 03/04/09.

NOTE: Soil samples are discarded 60 days after results are reported unless other arrangements are made (Water samples are 30 days).  
Hazardous samples will be returned to client or disposed of at client expense.



**McC Campbell Analytical, Inc.**

"When Quality Counts"

1534 Willow Pass Road, Pittsburg, CA 94565-1701  
Web: www.mcccampbell.com E-mail: main@mcccampbell.com  
Telephone: 877-252-9262 Fax: 925-252-9269

### Sample Receipt Checklist

Client Name: **Basics Environmental**

Date and Time Received **02/26/2009 2:37:48 PM**

Project Name: **#0471; Former Crown Chevrolet**

Checklist completed and reviewed by: **Melissa Valles**

WorkOrder N°: **0902706** Matrix Water

Carrier: Rob Pringle (MAI Courier)

#### Chain of Custody (COC) Information

Chain of custody present?	Yes <input checked="" type="checkbox"/>	No <input type="checkbox"/>
Chain of custody signed when relinquished and received?	Yes <input checked="" type="checkbox"/>	No <input type="checkbox"/>
Chain of custody agrees with sample labels?	Yes <input checked="" type="checkbox"/>	No <input type="checkbox"/>
Sample IDs noted by Client on COC?	Yes <input checked="" type="checkbox"/>	No <input type="checkbox"/>
Date and Time of collection noted by Client on COC?	Yes <input checked="" type="checkbox"/>	No <input type="checkbox"/>
Sampler's name noted on COC?	Yes <input checked="" type="checkbox"/>	No <input type="checkbox"/>

#### Sample Receipt Information

Custody seals intact on shipping container/cooler?	Yes <input type="checkbox"/>	No <input type="checkbox"/>	NA <input checked="" type="checkbox"/>
Shipping container/cooler in good condition?	Yes <input checked="" type="checkbox"/>	No <input type="checkbox"/>	
Samples in proper containers/bottles?	Yes <input checked="" type="checkbox"/>	No <input type="checkbox"/>	
Sample containers intact?	Yes <input checked="" type="checkbox"/>	No <input type="checkbox"/>	
Sufficient sample volume for indicated test?	Yes <input checked="" type="checkbox"/>	No <input type="checkbox"/>	

#### Sample Preservation and Hold Time (HT) Information

All samples received within holding time?	Yes <input checked="" type="checkbox"/>	No <input type="checkbox"/>	
Container/Temp Blank temperature	Cooler Temp: 4°C		NA <input type="checkbox"/>
Water - VOA vials have zero headspace / no bubbles?	Yes <input checked="" type="checkbox"/>	No <input type="checkbox"/>	No VOA vials submitted <input type="checkbox"/>
Sample labels checked for correct preservation?	Yes <input checked="" type="checkbox"/>	No <input type="checkbox"/>	
TTLIC Metal - pH acceptable upon receipt (pH<2)?	Yes <input type="checkbox"/>	No <input type="checkbox"/>	NA <input checked="" type="checkbox"/>
Samples Received on Ice?	Yes <input checked="" type="checkbox"/>	No <input type="checkbox"/>	

(Ice Type: WET ICE )

\* NOTE: If the "No" box is checked, see comments below.

-----

Client contacted:

Date contacted:

Contacted by:

Comments:



# McC Campbell Analytical, Inc.

"When Quality Counts"

1534 Willow Pass Road, Pittsburg, CA 94565-1701  
Web: www.mcccampbell.com E-mail: main@mcccampbell.com  
Telephone: 877-252-9262 Fax: 925-252-9269

Basics Environmental  655 12th Street, Suite 126  Oakland, CA 94607	Client Project ID: #0471; Former Crown Chevrolet	Date Sampled: 02/25/09
	Client Contact: Donavan Tom	Date Received: 02/26/09
	Client P.O.:	Date Extracted: 02/28/09
		Date Analyzed: 02/28/09

### Volatile Organics by P&T and GC/MS (Basic Target List)\*

Extraction Method: SW5030B

Analytical Method: SW8260B

Work Order: 0902706

Lab ID	0902706-001B
Client ID	B1-W
Matrix	Water

Compound	Concentration *	DF	Reporting Limit	Compound	Concentration *	DF	Reporting Limit
Acetone	54	1.0	10	tert-Amyl methyl ether (TAME)	ND	1.0	0.5
Benzene	ND	1.0	0.5	Bromobenzene	ND	1.0	0.5
Bromochloromethane	ND	1.0	0.5	Bromodichloromethane	ND	1.0	0.5
Bromoform	ND	1.0	0.5	Bromomethane	ND	1.0	0.5
2-Butanone (MEK)	ND	1.0	2.0	t-Butyl alcohol (TBA)	ND	1.0	2.0
n-Butyl benzene	ND	1.0	0.5	sec-Butyl benzene	ND	1.0	0.5
tert-Butyl benzene	ND	1.0	0.5	Carbon Disulfide	ND	1.0	0.5
Carbon Tetrachloride	ND	1.0	0.5	Chlorobenzene	ND	1.0	0.5
Chloroethane	ND	1.0	0.5	Chloroform	ND	1.0	0.5
Chloromethane	ND	1.0	0.5	2-Chlorotoluene	ND	1.0	0.5
4-Chlorotoluene	ND	1.0	0.5	Dibromochloromethane	ND	1.0	0.5
1,2-Dibromo-3-chloropropane	ND	1.0	0.2	1,2-Dibromoethane (EDB)	ND	1.0	0.5
Dibromomethane	ND	1.0	0.5	1,2-Dichlorobenzene	ND	1.0	0.5
1,3-Dichlorobenzene	ND	1.0	0.5	1,4-Dichlorobenzene	ND	1.0	0.5
Dichlorodifluoromethane	ND	1.0	0.5	1,1-Dichloroethane	ND	1.0	0.5
1,2-Dichloroethane (1,2-DCA)	ND	1.0	0.5	1,1-Dichloroethene	ND	1.0	0.5
cis-1,2-Dichloroethene	ND	1.0	0.5	trans-1,2-Dichloroethene	ND	1.0	0.5
1,2-Dichloropropane	ND	1.0	0.5	1,3-Dichloropropane	ND	1.0	0.5
2,2-Dichloropropane	ND	1.0	0.5	1,1-Dichloropropene	ND	1.0	0.5
cis-1,3-Dichloropropene	ND	1.0	0.5	trans-1,3-Dichloropropene	ND	1.0	0.5
Diisopropyl ether (DIPE)	ND	1.0	0.5	Ethylbenzene	1.8	1.0	0.5
Ethyl tert-butyl ether (ETBE)	ND	1.0	0.5	Freon 113	ND	1.0	10
Hexachlorobutadiene	ND	1.0	0.5	Hexachloroethane	ND	1.0	0.5
2-Hexanone	ND	1.0	0.5	Isopropylbenzene	ND	1.0	0.5
4-Isopropyl toluene	ND	1.0	0.5	Methyl-t-butyl ether (MTBE)	ND	1.0	0.5
Methylene chloride	ND	1.0	0.5	4-Methyl-2-pentanone (MIBK)	ND	1.0	0.5
Naphthalene	1.2	1.0	0.5	n-Propyl benzene	ND	1.0	0.5
Styrene	ND	1.0	0.5	1,1,1,2-Tetrachloroethane	ND	1.0	0.5
1,1,2,2-Tetrachloroethane	ND	1.0	0.5	Tetrachloroethene	ND	1.0	0.5
Toluene	3.0	1.0	0.5	1,2,3-Trichlorobenzene	ND	1.0	0.5
1,2,4-Trichlorobenzene	ND	1.0	0.5	1,1,1-Trichloroethane	ND	1.0	0.5
1,1,2-Trichloroethane	ND	1.0	0.5	Trichloroethene	ND	1.0	0.5
Trichlorofluoromethane	ND	1.0	0.5	1,2,3-Trichloropropane	ND	1.0	0.5
1,2,4-Trimethylbenzene	4.8	1.0	0.5	1,3,5-Trimethylbenzene	1.9	1.0	0.5
Vinyl Chloride	ND	1.0	0.5	Xylenes	12	1.0	0.5

#### Surrogate Recoveries (%)

%SS1:	75	%SS2:	95
%SS3:	86		

Comments: b1

\* water and vapor samples are reported in µg/L, soil/sludge/solid samples in mg/kg, product/oil/non-aqueous liquid samples and all TCLP & SPLP extracts are reported in mg/L, wipe samples in µg/wipe.

ND means not detected above the reporting limit; N/A means analyte not applicable to this analysis.

# surrogate diluted out of range or coelutes with another peak; (&) low surrogate due to matrix interference.

b1) aqueous sample that contains greater than ~1 vol. % sediment



# McC Campbell Analytical, Inc.

"When Quality Counts"

1534 Willow Pass Road, Pittsburg, CA 94565-1701  
Web: www.mcccampbell.com E-mail: main@mcccampbell.com  
Telephone: 877-252-9262 Fax: 925-252-9269

Basics Environmental  655 12th Street, Suite 126  Oakland, CA 94607	Client Project ID: #0471; Former Crown Chevrolet	Date Sampled: 02/25/09
	Client Contact: Donavan Tom	Date Received: 02/26/09
	Client P.O.:	Date Extracted: 02/28/09
		Date Analyzed: 02/28/09

### Volatile Organics by P&T and GC/MS (Basic Target List)\*

Extraction Method: SW5030B

Analytical Method: SW8260B

Work Order: 0902706

Lab ID	0902706-002B
Client ID	B2-W
Matrix	Water

Compound	Concentration *	DF	Reporting Limit	Compound	Concentration *	DF	Reporting Limit
Acetone	ND	1.0	10	tert-Amyl methyl ether (TAME)	ND	1.0	0.5
Benzene	ND	1.0	0.5	Bromobenzene	ND	1.0	0.5
Bromochloromethane	ND	1.0	0.5	Bromodichloromethane	ND	1.0	0.5
Bromoform	ND	1.0	0.5	Bromomethane	ND	1.0	0.5
2-Butanone (MEK)	ND	1.0	2.0	t-Butyl alcohol (TBA)	ND	1.0	2.0
n-Butyl benzene	ND	1.0	0.5	sec-Butyl benzene	ND	1.0	0.5
tert-Butyl benzene	ND	1.0	0.5	Carbon Disulfide	ND	1.0	0.5
Carbon Tetrachloride	ND	1.0	0.5	Chlorobenzene	ND	1.0	0.5
Chloroethane	ND	1.0	0.5	Chloroform	ND	1.0	0.5
Chloromethane	ND	1.0	0.5	2-Chlorotoluene	ND	1.0	0.5
4-Chlorotoluene	ND	1.0	0.5	Dibromochloromethane	ND	1.0	0.5
1,2-Dibromo-3-chloropropane	ND	1.0	0.2	1,2-Dibromoethane (EDB)	ND	1.0	0.5
Dibromomethane	ND	1.0	0.5	1,2-Dichlorobenzene	ND	1.0	0.5
1,3-Dichlorobenzene	ND	1.0	0.5	1,4-Dichlorobenzene	ND	1.0	0.5
Dichlorodifluoromethane	ND	1.0	0.5	1,1-Dichloroethane	ND	1.0	0.5
1,2-Dichloroethane (1,2-DCA)	ND	1.0	0.5	1,1-Dichloroethene	ND	1.0	0.5
cis-1,2-Dichloroethene	ND	1.0	0.5	trans-1,2-Dichloroethene	ND	1.0	0.5
1,2-Dichloropropane	ND	1.0	0.5	1,3-Dichloropropane	ND	1.0	0.5
2,2-Dichloropropane	ND	1.0	0.5	1,1-Dichloropropene	ND	1.0	0.5
cis-1,3-Dichloropropene	ND	1.0	0.5	trans-1,3-Dichloropropene	ND	1.0	0.5
Diisopropyl ether (DIPE)	ND	1.0	0.5	Ethylbenzene	ND	1.0	0.5
Ethyl tert-butyl ether (ETBE)	ND	1.0	0.5	Freon 113	ND	1.0	10
Hexachlorobutadiene	ND	1.0	0.5	Hexachloroethane	ND	1.0	0.5
2-Hexanone	ND	1.0	0.5	Isopropylbenzene	ND	1.0	0.5
4-Isopropyl toluene	ND	1.0	0.5	Methyl-t-butyl ether (MTBE)	ND	1.0	0.5
Methylene chloride	ND	1.0	0.5	4-Methyl-2-pentanone (MIBK)	ND	1.0	0.5
Naphthalene	ND	1.0	0.5	n-Propyl benzene	ND	1.0	0.5
Styrene	ND	1.0	0.5	1,1,1,2-Tetrachloroethane	ND	1.0	0.5
1,1,2,2-Tetrachloroethane	ND	1.0	0.5	Tetrachloroethene	ND	1.0	0.5
Toluene	0.77	1.0	0.5	1,2,3-Trichlorobenzene	ND	1.0	0.5
1,2,4-Trichlorobenzene	ND	1.0	0.5	1,1,1-Trichloroethane	ND	1.0	0.5
1,1,2-Trichloroethane	ND	1.0	0.5	Trichloroethene	ND	1.0	0.5
Trichlorofluoromethane	ND	1.0	0.5	1,2,3-Trichloropropane	ND	1.0	0.5
1,2,4-Trimethylbenzene	ND	1.0	0.5	1,3,5-Trimethylbenzene	ND	1.0	0.5
Vinyl Chloride	ND	1.0	0.5	Xylenes	ND	1.0	0.5

#### Surrogate Recoveries (%)

%SS1:	76	%SS2:	95
%SS3:	88		

Comments: b1

\* water and vapor samples are reported in µg/L, soil/sludge/solid samples in mg/kg, product/oil/non-aqueous liquid samples and all TCLP & SPLP extracts are reported in mg/L, wipe samples in µg/wipe.

ND means not detected above the reporting limit; N/A means analyte not applicable to this analysis.

# surrogate diluted out of range or coelutes with another peak; &) low surrogate due to matrix interference.

b1) aqueous sample that contains greater than ~1 vol. % sediment



# McC Campbell Analytical, Inc.

"When Quality Counts"

1534 Willow Pass Road, Pittsburg, CA 94565-1701  
Web: www.mcccampbell.com E-mail: main@mcccampbell.com  
Telephone: 877-252-9262 Fax: 925-252-9269

Basics Environmental  
655 12th Street, Suite 126  
Oakland, CA 94607

Client Project ID: #0471; Former  
Crown Chevrolet

Client Contact: Donovan Tom

Client P.O.:

Date Sampled: 02/24/09

Date Received: 02/26/09

Date Extracted: 02/28/09

Date Analyzed: 02/28/09

## Volatile Organics by P&T and GC/MS (Basic Target List)\*

Extraction Method: SW5030B

Analytical Method: SW8260B

Work Order: 0902706

Lab ID	0902706-003B
Client ID	B3-W
Matrix	Water

Compound	Concentration *	DF	Reporting Limit	Compound	Concentration *	DF	Reporting Limit
Acetone	ND	1.0	10	tert-Amyl methyl ether (TAME)	ND	1.0	0.5
Benzene	ND	1.0	0.5	Bromobenzene	ND	1.0	0.5
Bromochloromethane	ND	1.0	0.5	Bromodichloromethane	ND	1.0	0.5
Bromoform	ND	1.0	0.5	Bromomethane	ND	1.0	0.5
2-Butanone (MEK)	ND	1.0	2.0	t-Butyl alcohol (TBA)	ND	1.0	2.0
n-Butyl benzene	ND	1.0	0.5	sec-Butyl benzene	ND	1.0	0.5
tert-Butyl benzene	ND	1.0	0.5	Carbon Disulfide	ND	1.0	0.5
Carbon Tetrachloride	ND	1.0	0.5	Chlorobenzene	ND	1.0	0.5
Chloroethane	ND	1.0	0.5	Chloroform	ND	1.0	0.5
Chloromethane	ND	1.0	0.5	2-Chlorotoluene	ND	1.0	0.5
4-Chlorotoluene	ND	1.0	0.5	Dibromochloromethane	ND	1.0	0.5
1,2-Dibromo-3-chloropropane	ND	1.0	0.2	1,2-Dibromoethane (EDB)	ND	1.0	0.5
Dibromomethane	ND	1.0	0.5	1,2-Dichlorobenzene	ND	1.0	0.5
1,3-Dichlorobenzene	ND	1.0	0.5	1,4-Dichlorobenzene	ND	1.0	0.5
Dichlorodifluoromethane	ND	1.0	0.5	1,1-Dichloroethane	ND	1.0	0.5
1,2-Dichloroethane (1,2-DCA)	ND	1.0	0.5	1,1-Dichloroethene	ND	1.0	0.5
cis-1,2-Dichloroethene	ND	1.0	0.5	trans-1,2-Dichloroethene	ND	1.0	0.5
1,2-Dichloropropane	ND	1.0	0.5	1,3-Dichloropropane	ND	1.0	0.5
2,2-Dichloropropane	ND	1.0	0.5	1,1-Dichloropropene	ND	1.0	0.5
cis-1,3-Dichloropropene	ND	1.0	0.5	trans-1,3-Dichloropropene	ND	1.0	0.5
Diisopropyl ether (DIPE)	ND	1.0	0.5	Ethylbenzene	ND	1.0	0.5
Ethyl tert-butyl ether (ETBE)	ND	1.0	0.5	Freon 113	ND	1.0	10
Hexachlorobutadiene	ND	1.0	0.5	Hexachloroethane	ND	1.0	0.5
2-Hexanone	ND	1.0	0.5	Isopropylbenzene	ND	1.0	0.5
4-Isopropyl toluene	ND	1.0	0.5	Methyl-t-butyl ether (MTBE)	ND	1.0	0.5
Methylene chloride	ND	1.0	0.5	4-Methyl-2-pentanone (MIBK)	ND	1.0	0.5
Naphthalene	ND	1.0	0.5	n-Propyl benzene	ND	1.0	0.5
Styrene	ND	1.0	0.5	1,1,1,2-Tetrachloroethane	ND	1.0	0.5
1,1,2,2-Tetrachloroethane	ND	1.0	0.5	Tetrachloroethene	ND	1.0	0.5
Toluene	1.1	1.0	0.5	1,2,3-Trichlorobenzene	ND	1.0	0.5
1,2,4-Trichlorobenzene	ND	1.0	0.5	1,1,1-Trichloroethane	ND	1.0	0.5
1,1,2-Trichloroethane	ND	1.0	0.5	Trichloroethene	ND	1.0	0.5
Trichlorofluoromethane	ND	1.0	0.5	1,2,3-Trichloropropane	ND	1.0	0.5
1,2,4-Trimethylbenzene	0.65	1.0	0.5	1,3,5-Trimethylbenzene	ND	1.0	0.5
Vinyl Chloride	ND	1.0	0.5	Xylenes	0.66	1.0	0.5

### Surrogate Recoveries (%)

%SS1:	76	%SS2:	95
%SS3:	91		

Comments: b1

\* water and vapor samples are reported in µg/L, soil/sludge/solid samples in mg/kg, product/oil/non-aqueous liquid samples and all TCLP & SPLP extracts are reported in mg/L, wipe samples in µg/wipe.

ND means not detected above the reporting limit, N/A means analyte not applicable to this analysis.

# surrogate diluted out of range or coelutes with another peak; &) low surrogate due to matrix interference.

b1) aqueous sample that contains greater than ~1 vol. % sediment



# McC Campbell Analytical, Inc.

"When Quality Counts"

1534 Willow Pass Road, Pittsburg, CA 94565-1701  
Web: www.mcccampbell.com E-mail: main@mcccampbell.com  
Telephone: 877-252-9262 Fax: 925-252-9269

Basics Environmental  655 12th Street, Suite 126  Oakland, CA 94607	Client Project ID: #0471; Former Crown Chevrolet	Date Sampled: 02/25/09
	Client Contact: Donovan Tom	Date Received: 02/26/09
	Client P.O.:	Date Extracted: 02/28/09
		Date Analyzed: 02/28/09

### Volatile Organics by P&T and GC/MS (Basic Target List)\*

Extraction Method: SW5030B

Analytical Method: SW8260B

Work Order: 0902706

Lab ID	0902706-004B
Client ID	B4-W
Matrix	Water

Compound	Concentration *	DF	Reporting Limit	Compound	Concentration *	DF	Reporting Limit
Acetone	ND	1.0	10	tert-Amyl methyl ether (TAME)	ND	1.0	0.5
Benzene	ND	1.0	0.5	Bromobenzene	ND	1.0	0.5
Bromochloromethane	ND	1.0	0.5	Bromodichloromethane	ND	1.0	0.5
Bromoform	ND	1.0	0.5	Bromomethane	ND	1.0	0.5
2-Butanone (MEK)	ND	1.0	2.0	t-Butyl alcohol (TBA)	ND	1.0	2.0
n-Butyl benzene	ND	1.0	0.5	sec-Butyl benzene	ND	1.0	0.5
tert-Butyl benzene	ND	1.0	0.5	Carbon Disulfide	ND	1.0	0.5
Carbon Tetrachloride	ND	1.0	0.5	Chlorobenzene	ND	1.0	0.5
Chloroethane	ND	1.0	0.5	Chloroform	ND	1.0	0.5
Chloromethane	ND	1.0	0.5	2-Chlorotoluene	ND	1.0	0.5
4-Chlorotoluene	ND	1.0	0.5	Dibromochloromethane	ND	1.0	0.5
1,2-Dibromo-3-chloropropane	ND	1.0	0.2	1,2-Dibromoethane (EDB)	ND	1.0	0.5
Dibromomethane	ND	1.0	0.5	1,2-Dichlorobenzene	ND	1.0	0.5
1,3-Dichlorobenzene	ND	1.0	0.5	1,4-Dichlorobenzene	ND	1.0	0.5
Dichlorodifluoromethane	ND	1.0	0.5	1,1-Dichloroethane	ND	1.0	0.5
1,2-Dichloroethane (1,2-DCA)	ND	1.0	0.5	1,1-Dichloroethene	ND	1.0	0.5
cis-1,2-Dichloroethene	ND	1.0	0.5	trans-1,2-Dichloroethene	ND	1.0	0.5
1,2-Dichloropropane	ND	1.0	0.5	1,3-Dichloropropane	ND	1.0	0.5
2,2-Dichloropropane	ND	1.0	0.5	1,1-Dichloropropene	ND	1.0	0.5
cis-1,3-Dichloropropene	ND	1.0	0.5	trans-1,3-Dichloropropene	ND	1.0	0.5
Diisopropyl ether (DIPE)	ND	1.0	0.5	Ethylbenzene	ND	1.0	0.5
Ethyl tert-butyl ether (ETBE)	ND	1.0	0.5	Freon 113	ND	1.0	10
Hexachlorobutadiene	ND	1.0	0.5	Hexachloroethane	ND	1.0	0.5
2-Hexanone	ND	1.0	0.5	Isopropylbenzene	ND	1.0	0.5
4-Isopropyl toluene	ND	1.0	0.5	Methyl-t-butyl ether (MTBE)	ND	1.0	0.5
Methylene chloride	ND	1.0	0.5	4-Methyl-2-pentanone (MIBK)	ND	1.0	0.5
Naphthalene	ND	1.0	0.5	n-Propyl benzene	ND	1.0	0.5
Styrene	ND	1.0	0.5	1,1,1,2-Tetrachloroethane	ND	1.0	0.5
1,1,2,2-Tetrachloroethane	ND	1.0	0.5	Tetrachloroethene	ND	1.0	0.5
Toluene	0.56	1.0	0.5	1,2,3-Trichlorobenzene	ND	1.0	0.5
1,2,4-Trichlorobenzene	ND	1.0	0.5	1,1,1-Trichloroethane	ND	1.0	0.5
1,1,2-Trichloroethane	ND	1.0	0.5	Trichloroethene	ND	1.0	0.5
Trichlorofluoromethane	ND	1.0	0.5	1,2,3-Trichloropropane	ND	1.0	0.5
1,2,4-Trimethylbenzene	ND	1.0	0.5	1,3,5-Trimethylbenzene	ND	1.0	0.5
Vinyl Chloride	ND	1.0	0.5	Xylenes	ND	1.0	0.5

#### Surrogate Recoveries (%)

%SS1:	76	%SS2:	96
%SS3:	88		

Comments: b1

\* water and vapor samples are reported in µg/L, soil/sludge/solid samples in mg/kg, product/oil/non-aqueous liquid samples and all TCLP & SPLP extracts are reported in mg/L, wipe samples in µg/wipe.

ND means not detected above the reporting limit; N/A means analyte not applicable to this analysis.

# surrogate diluted out of range or coelutes with another peak; &) low surrogate due to matrix interference.

b1) aqueous sample that contains greater than ~1 vol. % sediment



# McC Campbell Analytical, Inc.

"When Quality Counts"

1534 Willow Pass Road, Pittsburg, CA 94565-1701  
Web: www.mcccampbell.com E-mail: main@mcccampbell.com  
Telephone: 877-252-9262 Fax: 925-252-9269

Basics Environmental  655 12th Street, Suite 126  Oakland, CA 94607	Client Project ID: #0471; Former Crown Chevrolet	Date Sampled: 02/24/09
	Client Contact: Donavan Tom	Date Received: 02/26/09
	Client P.O.:	Date Extracted: 02/28/09
		Date Analyzed: 02/28/09

### Volatile Organics by P&T and GC/MS (Basic Target List)\*

Extraction Method: SW5030B

Analytical Method: SW8260B

Work Order: 0902706

Lab ID	0902706-005B
Client ID	B5-W
Matrix	Water

Compound	Concentration *	DF	Reporting Limit	Compound	Concentration *	DF	Reporting Limit
Acetone	ND	1.0	10	tert-Amyl methyl ether (TAME)	ND	1.0	0.5
Benzene	ND	1.0	0.5	Bromobenzene	ND	1.0	0.5
Bromochloromethane	ND	1.0	0.5	Bromodichloromethane	ND	1.0	0.5
Bromoform	ND	1.0	0.5	Bromomethane	ND	1.0	0.5
2-Butanone (MEK)	ND	1.0	2.0	t-Butyl alcohol (TBA)	ND	1.0	2.0
n-Butyl benzene	ND	1.0	0.5	sec-Butyl benzene	ND	1.0	0.5
tert-Butyl benzene	ND	1.0	0.5	Carbon Disulfide	ND	1.0	0.5
Carbon Tetrachloride	ND	1.0	0.5	Chlorobenzene	ND	1.0	0.5
Chloroethane	ND	1.0	0.5	Chloroform	ND	1.0	0.5
Chloromethane	ND	1.0	0.5	2-Chlorotoluene	ND	1.0	0.5
4-Chlorotoluene	ND	1.0	0.5	Dibromochloromethane	ND	1.0	0.5
1,2-Dibromo-3-chloropropane	ND	1.0	0.2	1,2-Dibromoethane (EDB)	ND	1.0	0.5
Dibromomethane	ND	1.0	0.5	1,2-Dichlorobenzene	ND	1.0	0.5
1,3-Dichlorobenzene	ND	1.0	0.5	1,4-Dichlorobenzene	ND	1.0	0.5
Dichlorodifluoromethane	ND	1.0	0.5	1,1-Dichloroethane	ND	1.0	0.5
1,2-Dichloroethane (1,2-DCA)	ND	1.0	0.5	1,1-Dichloroethene	ND	1.0	0.5
cis-1,2-Dichloroethene	ND	1.0	0.5	trans-1,2-Dichloroethene	ND	1.0	0.5
1,2-Dichloropropane	ND	1.0	0.5	1,3-Dichloropropane	ND	1.0	0.5
2,2-Dichloropropane	ND	1.0	0.5	1,1-Dichloropropene	ND	1.0	0.5
cis-1,3-Dichloropropene	ND	1.0	0.5	trans-1,3-Dichloropropene	ND	1.0	0.5
Diisopropyl ether (DIPE)	ND	1.0	0.5	Ethylbenzene	ND	1.0	0.5
Ethyl tert-butyl ether (ETBE)	ND	1.0	0.5	Freon 113	ND	1.0	10
Hexachlorobutadiene	ND	1.0	0.5	Hexachloroethane	ND	1.0	0.5
2-Hexanone	ND	1.0	0.5	Isopropylbenzene	ND	1.0	0.5
4-Isopropyl toluene	ND	1.0	0.5	Methyl-t-butyl ether (MTBE)	ND	1.0	0.5
Methylene chloride	ND	1.0	0.5	4-Methyl-2-pentanone (MIBK)	ND	1.0	0.5
Naphthalene	ND	1.0	0.5	n-Propyl benzene	ND	1.0	0.5
Styrene	ND	1.0	0.5	1,1,1,2-Tetrachloroethane	ND	1.0	0.5
1,1,2,2-Tetrachloroethane	ND	1.0	0.5	Tetrachloroethene	1.6	1.0	0.5
Toluene	0.70	1.0	0.5	1,2,3-Trichlorobenzene	ND	1.0	0.5
1,2,4-Trichlorobenzene	ND	1.0	0.5	1,1,1-Trichloroethane	ND	1.0	0.5
1,1,2-Trichloroethane	ND	1.0	0.5	Trichloroethene	ND	1.0	0.5
Trichlorofluoromethane	ND	1.0	0.5	1,2,3-Trichloropropane	ND	1.0	0.5
1,2,4-Trimethylbenzene	ND	1.0	0.5	1,3,5-Trimethylbenzene	ND	1.0	0.5
Vinyl Chloride	ND	1.0	0.5	Xylenes	ND	1.0	0.5

#### Surrogate Recoveries (%)

%SS1:	74	%SS2:	94
%SS3:	90		

Comments: b1

\* water and vapor samples are reported in µg/L, soil/sludge/solid samples in mg/kg, product/oil/non-aqueous liquid samples and all TCLP & SPLP extracts are reported in mg/L, wipe samples in µg/wipe.

ND means not detected above the reporting limit; N/A means analyte not applicable to this analysis.

# surrogate diluted out of range or coelutes with another peak; &) low surrogate due to matrix interference.

b1) aqueous sample that contains greater than ~1 vol. % sediment



# McC Campbell Analytical, Inc.

"When Quality Counts"

1534 Willow Pass Road, Pittsburg, CA 94565-1701  
Web: www.mcccampbell.com E-mail: main@mcccampbell.com  
Telephone: 877-252-9262 Fax: 925-252-9269

Basics Environmental  
655 12th Street, Suite 126  
Oakland, CA 94607

Client Project ID: #0471; Former  
Crown Chevrolet

Client Contact: Donovan Tom

Client P.O.:

Date Sampled: 02/24/09

Date Received: 02/26/09

Date Extracted: 03/01/09

Date Analyzed: 03/01/09

### Volatile Organics by P&T and GC/MS (Basic Target List)\*

Extraction Method: SW5030B

Analytical Method: SW8260B

Work Order: 0902706

Lab ID	0902706-006B
Client ID	B7-W
Matrix	Water

Compound	Concentration *	DF	Reporting Limit	Compound	Concentration *	DF	Reporting Limit
Acetone	ND	1.0	10	tert-Amyl methyl ether (TAME)	ND	1.0	0.5
Benzene	ND	1.0	0.5	Bromobenzene	ND	1.0	0.5
Bromochloromethane	ND	1.0	0.5	Bromodichloromethane	ND	1.0	0.5
Bromoform	ND	1.0	0.5	Bromomethane	ND	1.0	0.5
2-Butanone (MEK)	ND	1.0	2.0	t-Butyl alcohol (TBA)	ND	1.0	2.0
n-Butyl benzene	ND	1.0	0.5	sec-Butyl benzene	ND	1.0	0.5
tert-Butyl benzene	ND	1.0	0.5	Carbon Disulfide	ND	1.0	0.5
Carbon Tetrachloride	ND	1.0	0.5	Chlorobenzene	ND	1.0	0.5
Chloroethane	ND	1.0	0.5	Chloroform	ND	1.0	0.5
Chloromethane	ND	1.0	0.5	2-Chlorotoluene	ND	1.0	0.5
4-Chlorotoluene	ND	1.0	0.5	Dibromochloromethane	ND	1.0	0.5
1,2-Dibromo-3-chloropropane	ND	1.0	0.2	1,2-Dibromoethane (EDB)	ND	1.0	0.5
Dibromomethane	ND	1.0	0.5	1,2-Dichlorobenzene	ND	1.0	0.5
1,3-Dichlorobenzene	ND	1.0	0.5	1,4-Dichlorobenzene	ND	1.0	0.5
Dichlorodifluoromethane	ND	1.0	0.5	1,1-Dichloroethane	ND	1.0	0.5
1,2-Dichloroethane (1,2-DCA)	ND	1.0	0.5	1,1-Dichloroethene	ND	1.0	0.5
cis-1,2-Dichloroethene	ND	1.0	0.5	trans-1,2-Dichloroethene	ND	1.0	0.5
1,2-Dichloropropane	ND	1.0	0.5	1,3-Dichloropropane	ND	1.0	0.5
2,2-Dichloropropane	ND	1.0	0.5	1,1-Dichloropropene	ND	1.0	0.5
cis-1,3-Dichloropropene	ND	1.0	0.5	trans-1,3-Dichloropropene	ND	1.0	0.5
Diisopropyl ether (DIPE)	ND	1.0	0.5	Ethylbenzene	ND	1.0	0.5
Ethyl tert-butyl ether (ETBE)	ND	1.0	0.5	Freon 113	ND	1.0	10
Hexachlorobutadiene	ND	1.0	0.5	Hexachloroethane	ND	1.0	0.5
2-Hexanone	ND	1.0	0.5	Isopropylbenzene	ND	1.0	0.5
4-Isopropyl toluene	ND	1.0	0.5	Methyl-t-butyl ether (MTBE)	ND	1.0	0.5
Methylene chloride	ND	1.0	0.5	4-Methyl-2-pentanone (MIBK)	ND	1.0	0.5
Naphthalene	ND	1.0	0.5	n-Propyl benzene	ND	1.0	0.5
Styrene	ND	1.0	0.5	1,1,1,2-Tetrachloroethane	ND	1.0	0.5
1,1,2,2-Tetrachloroethane	ND	1.0	0.5	Tetrachloroethene	ND	1.0	0.5
Toluene	ND	1.0	0.5	1,2,3-Trichlorobenzene	ND	1.0	0.5
1,2,4-Trichlorobenzene	ND	1.0	0.5	1,1,1-Trichloroethane	ND	1.0	0.5
1,1,2-Trichloroethane	ND	1.0	0.5	Trichloroethene	ND	1.0	0.5
Trichlorofluoromethane	ND	1.0	0.5	1,2,3-Trichloropropane	ND	1.0	0.5
1,2,4-Trimethylbenzene	ND	1.0	0.5	1,3,5-Trimethylbenzene	ND	1.0	0.5
Vinyl Chloride	ND	1.0	0.5	Xylenes	ND	1.0	0.5

#### Surrogate Recoveries (%)

%SS1:	76	%SS2:	95
%SS3:	88		

Comments: b1

\* water and vapor samples are reported in µg/L, soil/sludge/solid samples in mg/kg, product/oil/non-aqueous liquid samples and all TCLP & SPLP extracts are reported in mg/L, wipe samples in µg/wipe.

ND means not detected above the reporting limit; N/A means analyte not applicable to this analysis.

# surrogate diluted out of range or coelutes with another peak; &) low surrogate due to matrix interference.

b1) aqueous sample that contains greater than ~1 vol. % sediment





**McC Campbell Analytical, Inc.**

"When Quality Counts"

1534 Willow Pass Road, Pittsburg, CA 94565-1701

Web: www.mcccampbell.com E-mail: main@mcccampbell.com

Telephone: 877-252-9262 Fax: 925-252-9269

Basics Environmental  655 12th Street, Suite 126  Oakland, CA 94607	Client Project ID: #0471; Former Crown Chevrolet	Date Sampled: 02/24/09
	Client Contact: Donavan Tom	Date Received: 02/26/09
	Client P.O.:	Date Extracted: 03/02/09
		Date Analyzed: 03/02/09

**Volatile Organics by P&T and GC/MS (Basic Target List)\***

Extraction Method: SW5030B

Analytical Method: SW8260B

Work Order: 0902706

Lab ID	0902706-007B
Client ID	B8-W
Matrix	Water

Compound	Concentration *	DF	Reporting Limit	Compound	Concentration *	DF	Reporting Limit
Acetone	ND<100	10	10	tert-Amyl methyl ether (TAME)	ND<5.0	10	0.5
Benzene	ND<5.0	10	0.5	Bromobenzene	ND<5.0	10	0.5
Bromochloromethane	ND<5.0	10	0.5	Bromodichloromethane	ND<5.0	10	0.5
Bromoform	ND<5.0	10	0.5	Bromomethane	ND<5.0	10	0.5
2-Butanone (MEK)	ND<20	10	2.0	t-Butyl alcohol (TBA)	ND<20	10	2.0
n-Butyl benzene	ND<5.0	10	0.5	sec-Butyl benzene	ND<5.0	10	0.5
tert-Butyl benzene	ND<5.0	10	0.5	Carbon Disulfide	ND<5.0	10	0.5
Carbon Tetrachloride	ND<5.0	10	0.5	Chlorobenzene	370	10	0.5
Chloroethane	ND<5.0	10	0.5	Chloroform	ND<5.0	10	0.5
Chloromethane	ND<5.0	10	0.5	2-Chlorotoluene	ND<5.0	10	0.5
4-Chlorotoluene	ND<5.0	10	0.5	Dibromochloromethane	ND<5.0	10	0.5
1,2-Dibromo-3-chloropropane	ND<2.0	10	0.2	1,2-Dibromoethane (EDB)	ND<5.0	10	0.5
Dibromomethane	ND<5.0	10	0.5	1,2-Dichlorobenzene	140	10	0.5
1,3-Dichlorobenzene	ND<5.0	10	0.5	1,4-Dichlorobenzene	ND<5.0	10	0.5
Dichlorodifluoromethane	ND<5.0	10	0.5	1,1-Dichloroethane	ND<5.0	10	0.5
1,2-Dichloroethane (1,2-DCA)	ND<5.0	10	0.5	1,1-Dichloroethene	ND<5.0	10	0.5
cis-1,2-Dichloroethene	ND<5.0	10	0.5	trans-1,2-Dichloroethene	ND<5.0	10	0.5
1,2-Dichloropropane	ND<5.0	10	0.5	1,3-Dichloropropane	ND<5.0	10	0.5
2,2-Dichloropropane	ND<5.0	10	0.5	1,1-Dichloropropene	ND<5.0	10	0.5
cis-1,3-Dichloropropene	ND<5.0	10	0.5	trans-1,3-Dichloropropene	ND<5.0	10	0.5
Diisopropyl ether (DIPE)	ND<5.0	10	0.5	Ethylbenzene	ND<5.0	10	0.5
Ethyl tert-butyl ether (ETBE)	ND<5.0	10	0.5	Freon 113	ND<100	10	10
Hexachlorobutadiene	ND<5.0	10	0.5	Hexachloroethane	ND<5.0	10	0.5
2-Hexanone	ND<5.0	10	0.5	Isopropylbenzene	ND<5.0	10	0.5
4-Isopropyl toluene	ND<5.0	10	0.5	Methyl-t-butyl ether (MTBE)	ND<5.0	10	0.5
Methylene chloride	ND<5.0	10	0.5	4-Methyl-2-pentanone (MIBK)	ND<5.0	10	0.5
Naphthalene	ND<5.0	10	0.5	n-Propyl benzene	ND<5.0	10	0.5
Styrene	ND<5.0	10	0.5	1,1,1,2-Tetrachloroethane	ND<5.0	10	0.5
1,1,2,2-Tetrachloroethane	ND<5.0	10	0.5	Tetrachloroethene	9.6	10	0.5
Toluene	ND<5.0	10	0.5	1,2,3-Trichlorobenzene	ND<5.0	10	0.5
1,2,4-Trichlorobenzene	ND<5.0	10	0.5	1,1,1-Trichloroethane	ND<5.0	10	0.5
1,1,2-Trichloroethane	ND<5.0	10	0.5	Trichloroethene	ND<5.0	10	0.5
Trichlorofluoromethane	ND<5.0	10	0.5	1,2,3-Trichloropropane	ND<5.0	10	0.5
1,2,4-Trimethylbenzene	ND<5.0	10	0.5	1,3,5-Trimethylbenzene	ND<5.0	10	0.5
Vinyl Chloride	ND<5.0	10	0.5	Xylenes	ND<5.0	10	0.5

**Surrogate Recoveries (%)**

%SS1:	77	%SS2:	94
%SS3:	86		

Comments: b1

\* water and vapor samples are reported in µg/L, soil/sludge/solid samples in mg/kg, product/oil/non-aqueous liquid samples and all TCLP & SPLP extracts are reported in mg/L, wipe samples in µg/wipe.

ND means not detected above the reporting limit; N/A means analyte not applicable to this analysis.

# surrogate diluted out of range or coelutes with another peak; &) low surrogate due to matrix interference.

b1) aqueous sample that contains greater than ~1 vol. % sediment



# McC Campbell Analytical, Inc.

"When Quality Counts"

1534 Willow Pass Road, Pittsburg, CA 94565-1701  
Web: www.mcccampbell.com E-mail: main@mcccampbell.com  
Telephone: 877-252-9262 Fax: 925-252-9269

Basics Environmental  655 12th Street, Suite 126  Oakland, CA 94607	Client Project ID: #0471; Former Crown Chevrolet	Date Sampled: 02/25/09
	Client Contact: Donavan Tom	Date Received: 02/26/09
	Client P.O.:	Date Extracted: 03/01/09
		Date Analyzed: 03/01/09

### Volatile Organics by P&T and GC/MS (Basic Target List)\*

Extraction Method: SW5030B

Analytical Method: SW8260B

Work Order: 0902706

Lab ID	0902706-008B
Client ID	B9-W
Matrix	Water

Compound	Concentration *	DF	Reporting Limit	Compound	Concentration *	DF	Reporting Limit
Acetone	ND	1.0	10	tert-Amyl methyl ether (TAME)	ND	1.0	0.5
Benzene	ND	1.0	0.5	Bromobenzene	ND	1.0	0.5
Bromochloromethane	ND	1.0	0.5	Bromodichloromethane	ND	1.0	0.5
Bromoform	ND	1.0	0.5	Bromomethane	ND	1.0	0.5
2-Butanone (MEK)	ND	1.0	2.0	t-Butyl alcohol (TBA)	ND	1.0	2.0
n-Butyl benzene	ND	1.0	0.5	sec-Butyl benzene	ND	1.0	0.5
tert-Butyl benzene	ND	1.0	0.5	Carbon Disulfide	ND	1.0	0.5
Carbon Tetrachloride	ND	1.0	0.5	Chlorobenzene	ND	1.0	0.5
Chloroethane	ND	1.0	0.5	Chloroform	ND	1.0	0.5
Chloromethane	ND	1.0	0.5	2-Chlorotoluene	ND	1.0	0.5
4-Chlorotoluene	ND	1.0	0.5	Dibromochloromethane	ND	1.0	0.5
1,2-Dibromo-3-chloropropane	ND	1.0	0.2	1,2-Dibromoethane (EDB)	ND	1.0	0.5
Dibromomethane	ND	1.0	0.5	1,2-Dichlorobenzene	ND	1.0	0.5
1,3-Dichlorobenzene	ND	1.0	0.5	1,4-Dichlorobenzene	ND	1.0	0.5
Dichlorodifluoromethane	ND	1.0	0.5	1,1-Dichloroethane	ND	1.0	0.5
1,2-Dichloroethane (1,2-DCA)	ND	1.0	0.5	1,1-Dichloroethene	ND	1.0	0.5
cis-1,2-Dichloroethene	ND	1.0	0.5	trans-1,2-Dichloroethene	ND	1.0	0.5
1,2-Dichloropropane	ND	1.0	0.5	1,3-Dichloropropane	ND	1.0	0.5
2,2-Dichloropropane	ND	1.0	0.5	1,1-Dichloropropene	ND	1.0	0.5
cis-1,3-Dichloropropene	ND	1.0	0.5	trans-1,3-Dichloropropene	ND	1.0	0.5
Diisopropyl ether (DIPE)	ND	1.0	0.5	Ethylbenzene	ND	1.0	0.5
Ethyl tert-butyl ether (ETBE)	ND	1.0	0.5	Freon 113	ND	1.0	10
Hexachlorobutadiene	ND	1.0	0.5	Hexachloroethane	ND	1.0	0.5
2-Hexanone	ND	1.0	0.5	Isopropylbenzene	ND	1.0	0.5
4-Isopropyl toluene	ND	1.0	0.5	Methyl-t-butyl ether (MTBE)	0.94	1.0	0.5
Methylene chloride	ND	1.0	0.5	4-Methyl-2-pentanone (MIBK)	ND	1.0	0.5
Naphthalene	ND	1.0	0.5	n-Propyl benzene	ND	1.0	0.5
Styrene	ND	1.0	0.5	1,1,1,2-Tetrachloroethane	ND	1.0	0.5
1,1,2,2-Tetrachloroethane	ND	1.0	0.5	Tetrachloroethene	ND	1.0	0.5
Toluene	0.84	1.0	0.5	1,2,3-Trichlorobenzene	ND	1.0	0.5
1,2,4-Trichlorobenzene	ND	1.0	0.5	1,1,1-Trichloroethane	ND	1.0	0.5
1,1,2-Trichloroethane	ND	1.0	0.5	Trichloroethene	ND	1.0	0.5
Trichlorofluoromethane	ND	1.0	0.5	1,2,3-Trichloropropane	ND	1.0	0.5
1,2,4-Trimethylbenzene	ND	1.0	0.5	1,3,5-Trimethylbenzene	ND	1.0	0.5
Vinyl Chloride	ND	1.0	0.5	Xylenes	ND	1.0	0.5

#### Surrogate Recoveries (%)

%SS1:	76	%SS2:	96
%SS3:	86		

Comments: b1

\* water and vapor samples are reported in µg/L, soil/sludge/solid samples in mg/kg, product/oil/non-aqueous liquid samples and all TCLP & SPL extracts are reported in mg/L, wipe samples in µg/wipe.

ND means not detected above the reporting limit; N/A means analyte not applicable to this analysis.

# surrogate diluted out of range or coelutes with another peak; (&) low surrogate due to matrix interference.

b1) aqueous sample that contains greater than ~1 vol. % sediment



# McC Campbell Analytical, Inc.

"When Quality Counts"

1534 Willow Pass Road, Pittsburg, CA 94565-1701  
Web: www.mcccampbell.com E-mail: main@mcccampbell.com  
Telephone: 877-252-9262 Fax: 925-252-9269

Basics Environmental  655 12th Street, Suite 126  Oakland, CA 94607	Client Project ID: #0471; Former Crown Chevrolet	Date Sampled: 02/24/09
	Client Contact: Donovan Tom	Date Received: 02/26/09
	Client P.O.:	Date Extracted: 03/01/09
		Date Analyzed: 03/01/09

### Volatile Organics by P&T and GC/MS (Basic Target List)\*

Extraction Method: SW5030B

Analytical Method: SW8260B

Work Order: 0902706

Lab ID	0902706-009B
Client ID	B10-W
Matrix	Water

Compound	Concentration *	DF	Reporting Limit	Compound	Concentration *	DF	Reporting Limit
Acetone	ND	1.0	10	tert-Amyl methyl ether (TAME)	ND	1.0	0.5
Benzene	ND	1.0	0.5	Bromobenzene	ND	1.0	0.5
Bromochloromethane	ND	1.0	0.5	Bromodichloromethane	ND	1.0	0.5
Bromoform	ND	1.0	0.5	Bromomethane	ND	1.0	0.5
2-Butanone (MEK)	ND	1.0	2.0	t-Butyl alcohol (TBA)	ND	1.0	2.0
n-Butyl benzene	ND	1.0	0.5	sec-Butyl benzene	ND	1.0	0.5
tert-Butyl benzene	ND	1.0	0.5	Carbon Disulfide	ND	1.0	0.5
Carbon Tetrachloride	ND	1.0	0.5	Chlorobenzene	ND	1.0	0.5
Chloroethane	ND	1.0	0.5	Chloroform	ND	1.0	0.5
Chloromethane	ND	1.0	0.5	2-Chlorotoluene	ND	1.0	0.5
4-Chlorotoluene	ND	1.0	0.5	Dibromochloromethane	ND	1.0	0.5
1,2-Dibromo-3-chloropropane	ND	1.0	0.2	1,2-Dibromoethane (EDB)	ND	1.0	0.5
Dibromomethane	ND	1.0	0.5	1,2-Dichlorobenzene	ND	1.0	0.5
1,3-Dichlorobenzene	ND	1.0	0.5	1,4-Dichlorobenzene	ND	1.0	0.5
Dichlorodifluoromethane	ND	1.0	0.5	1,1-Dichloroethane	ND	1.0	0.5
1,2-Dichloroethane (1,2-DCA)	ND	1.0	0.5	1,1-Dichloroethene	ND	1.0	0.5
cis-1,2-Dichloroethene	ND	1.0	0.5	trans-1,2-Dichloroethene	ND	1.0	0.5
1,2-Dichloropropane	ND	1.0	0.5	1,3-Dichloropropane	ND	1.0	0.5
2,2-Dichloropropane	ND	1.0	0.5	1,1-Dichloropropene	ND	1.0	0.5
cis-1,3-Dichloropropene	ND	1.0	0.5	trans-1,3-Dichloropropene	ND	1.0	0.5
Diisopropyl ether (DIPE)	ND	1.0	0.5	Ethylbenzene	ND	1.0	0.5
Ethyl tert-butyl ether (ETBE)	ND	1.0	0.5	Freon 113	ND	1.0	10
Hexachlorobutadiene	ND	1.0	0.5	Hexachloroethane	ND	1.0	0.5
2-Hexanone	ND	1.0	0.5	Isopropylbenzene	ND	1.0	0.5
4-Isopropyl toluene	ND	1.0	0.5	Methyl-t-butyl ether (MTBE)	ND	1.0	0.5
Methylene chloride	ND	1.0	0.5	4-Methyl-2-pentanone (MIBK)	ND	1.0	0.5
Naphthalene	ND	1.0	0.5	n-Propyl benzene	ND	1.0	0.5
Styrene	ND	1.0	0.5	1,1,1,2-Tetrachloroethane	ND	1.0	0.5
1,1,2,2-Tetrachloroethane	ND	1.0	0.5	Tetrachloroethene	1.9	1.0	0.5
Toluene	0.58	1.0	0.5	1,2,3-Trichlorobenzene	ND	1.0	0.5
1,2,4-Trichlorobenzene	ND	1.0	0.5	1,1,1-Trichloroethane	ND	1.0	0.5
1,1,2-Trichloroethane	ND	1.0	0.5	Trichloroethene	ND	1.0	0.5
Trichlorofluoromethane	ND	1.0	0.5	1,2,3-Trichloropropane	ND	1.0	0.5
1,2,4-Trimethylbenzene	ND	1.0	0.5	1,3,5-Trimethylbenzene	ND	1.0	0.5
Vinyl Chloride	ND	1.0	0.5	Xylenes	ND	1.0	0.5

#### Surrogate Recoveries (%)

%SS1:	76	%SS2:	95
%SS3:	87		

Comments: b1

\* water and vapor samples are reported in µg/L, soil/sludge/solid samples in mg/kg, product/oil/non-aqueous liquid samples and all TCLP & SPLP extracts are reported in mg/L, wipe samples in µg/wipe.

ND means not detected above the reporting limit; N/A means analyte not applicable to this analysis.

# surrogate diluted out of range or coelutes with another peak; &) low surrogate due to matrix interference.

b1) aqueous sample that contains greater than ~1 vol. % sediment





# McC Campbell Analytical, Inc.

"When Quality Counts"

1534 Willow Pass Road, Pittsburg, CA 94565-1701  
Web: www.mcccampbell.com E-mail: main@mcccampbell.com  
Telephone: 877-252-9262 Fax: 925-252-9269

Basics Environmental  655 12th Street, Suite 126  Oakland, CA 94607	Client Project ID: #0471; Former Crown Chevrolet	Date Sampled: 02/24/09-02/25/09
		Date Received: 02/26/09
	Client Contact: Donovan Tom	Date Extracted 02/28/09
	Client P.O.:	Date Analyzed: 02/28/09

### Gasoline (C6-C12), Stoddard Solvent (C9-C12) Volatile Hydrocarbons with BTEX and MTBE\*

Extraction Method: SW5030B

Analytical Method: SW8021B/8015Bm

Work Order: 0902706

Lab ID	0902706-001A	0902706-002A	0902706-003A	0902706-004A	Reporting Limit for DF = 1	
Client ID	B1-W	B2-W	B3-W	B4-W		
Matrix	W	W	W	W		
DF	1	1	1	1		

Compound	Concentration				ug/kg	ug/L
	TPH(g)	65	ND	ND	ND	NA
TPH(ss)	57	ND	ND	ND	NA	50
MTBE	ND	ND	ND	ND	NA	5.0
Benzene	ND	ND	ND	ND	NA	0.5
Toluene	2.2	0.58	0.77	ND	NA	0.5
Ethylbenzene	1.3	ND	ND	ND	NA	0.5
Xylenes	11	ND	0.64	ND	NA	0.5

#### Surrogate Recoveries (%)

%SS:	97	99	101	99	
Comments	d2,b1	b1	b1	b1	

\* water and vapor samples and all TCLP & SLP extracts are reported in ug/L, soil/sludge/solid samples in mg/kg, wipe samples in ug/wipe, product/oil/non-aqueous liquid samples in mg/L.

# cluttered chromatogram, sample peak coelutes with surrogate peak.

+The following descriptions of the TPH chromatogram are cursory in nature and McC Campbell Analytical is not responsible for their interpretation:

- b1) aqueous sample that contains greater than ~1 vol. % sediment
- d2) heavier gasoline range compounds are significant (aged gasoline?)
- d6) one to a few isolated non-target peaks present in the TPH(g) chromatogram

**McC Campbell Analytical, Inc.**

"When Quality Counts"

1534 Willow Pass Road, Pittsburg, CA 94565-1701  
Web: www.mccampbell.com E-mail: main@mccampbell.com  
Telephone: 877-252-9262 Fax: 925-252-9269

Basics Environmental  655 12th Street, Suite 126  Oakland, CA 94607	Client Project ID: #0471; Former Crown Chevrolet	Date Sampled: 02/24/09-02/25/09
	Client Contact: Donovan Tom	Date Received: 02/26/09
	Client P.O.:	Date Extracted 02/28/09
		Date Analyzed: 02/28/09

**Gasoline (C6-C12), Stoddard Solvent (C9-C12) Volatile Hydrocarbons with BTEX and MTBE\***

Extraction Method: SW5030B

Analytical Method: SW8021B/8015Bm

Work Order: 0902706

Lab ID	0902706-005A	0902706-006A	0902706-007A	0902706-008A	Reporting Limit for DF =1	
Client ID	B5-W	B7-W	B8-W	B9-W		
Matrix	W	W	W	W		
DF	1	1	1	1		

Compound	Concentration				ug/kg	ug/L
	TPH(g)	ND	ND	550	ND	NA
TPH(ss)	ND	ND	170	ND	NA	50
MTBE	ND	ND	ND	ND	NA	5.0
Benzene	ND	ND	2.9	ND	NA	0.5
Toluene	ND	ND	ND	0.64	NA	0.5
Ethylbenzene	ND	ND	ND	ND	NA	0.5
Xylenes	ND	ND	ND	ND	NA	0.5

**Surrogate Recoveries (%)**

%SS:	103	97	111	99	
Comments	b1	b1	d6,b1	b1	

\* water and vapor samples and all TCLP &amp; SPLP extracts are reported in ug/L, soil/sludge/solid samples in mg/kg, wipe samples in ug/wipe, product/oil/non-aqueous liquid samples in mg/L.

# cluttered chromatogram; sample peak coelutes with surrogate peak.

+The following descriptions of the TPH chromatogram are cursory in nature and McC Campbell Analytical is not responsible for their interpretation:

b1) aqueous sample that contains greater than ~1 vol. % sediment

d2) heavier gasoline range compounds are significant (aged gasoline?)

d6) one to a few isolated non-target peaks present in the TPH(g) chromatogram



# McC Campbell Analytical, Inc.

"When Quality Counts"

1534 Willow Pass Road, Pittsburg, CA 94565-1701  
Web: www.mcccampbell.com E-mail: main@mcccampbell.com  
Telephone: 877-252-9262 Fax: 925-252-9269

Basics Environmental  655 12th Street, Suite 126  Oakland, CA 94607	Client Project ID: #0471; Former Crown Chevrolet	Date Sampled: 02/24/09-02/25/09
	Client Contact: Donovan Tom	Date Received: 02/26/09
	Client P.O.:	Date Extracted 02/28/09
		Date Analyzed: 02/28/09

### Gasoline (C6-C12), Stoddard Solvent (C9-C12) Volatile Hydrocarbons with BTEX and MTBE\*

Extraction Method: SW5030B

Analytical Method: SW8021B/8015Bm

Work Order: 0902706

Lab ID	0902706-009A				Reporting Limit for DF=1
Client ID	B10-W				
Matrix	W				
DF	1				

Compound	Concentration				ug/kg	µg/L
TPH(g)	ND				NA	50
TPH(ss)	ND				NA	50
MTBE	ND				NA	5.0
Benzene	ND				NA	0.5
Toluene	ND				NA	0.5
Ethylbenzene	ND				NA	0.5
Xylenes	ND				NA	0.5

#### Surrogate Recoveries (%)

%SS:	101				
Comments	b1				

\* water and vapor samples and all TCLP & SPLP extracts are reported in ug/L, soil/sludge/solid samples in mg/kg, wipe samples in µg/wipe, product/oil/non-aqueous liquid samples in mg/L.

# cluttered chromatogram; sample peak coelutes with surrogate peak.

+The following descriptions of the TPH chromatogram are cursory in nature and McC Campbell Analytical is not responsible for their interpretation:

- b1) aqueous sample that contains greater than ~1 vol. % sediment
- d2) heavier gasoline range compounds are significant (aged gasoline?)
- d6) one to a few isolated non-target peaks present in the TPH(g) chromatogram



# McC Campbell Analytical, Inc.

"When Quality Counts"

1534 Willow Pass Road, Pittsburg, CA 94565-1701  
Web: www.mccampbell.com E-mail: main@mccampbell.com  
Telephone: 877-252-9262 Fax: 925-252-9269

Basics Environmental  655 12th Street, Suite 126  Oakland, CA 94607	Client Project ID: #0471; Former Crown Chevrolet	Date Sampled: 02/24/09-02/25/09
	Client Contact: Donovan Tom	Date Received 02/26/09
	Client P.O.:	Date Extracted 02/26/09
		Date Analyzed 02/27/09

### Priority Pollutant Metals by ICP-MS\*

Lab ID	0902706-001C	0902706-009D			Reporting Limit for DF =1; ND means not detected above the reporting limit	
Client ID	B1-W	B10-W				
Matrix	W	W			S	W
Extraction Type	DISS.	DISS.			mg/kg	µg/L

### ICP-MS Metals, Concentration\*

Analytical Method: E200.8

Extraction Method: E200.8

Work Order: 0902706

Dilution Factor	1	1			1	1
Antimony	0.64	ND			NA	0.5
Arsenic	3.9	1.8			NA	0.5
Beryllium	ND	ND			NA	0.5
Cadmium	ND	ND			NA	0.25
Chromium	59	ND			NA	0.5
Copper	1.7	ND			NA	0.5
Lead	ND	ND			NA	0.5
Mercury	0.017	ND			NA	0.012
Nickel	0.86	3.6			NA	0.5
Selenium	0.88	ND			NA	0.5
Silver	ND	ND			NA	0.19
Thallium	ND	ND			NA	0.5
Zinc	ND	ND			NA	5.0
%SS:	N/A	N/A				

#### Comments

b1

b1

\*water samples are reported in µg/L, product/oil/non-aqueous liquid samples and all TCLP / STLC / DISTLC / SPLP extracts are reported in mg/L, soil/sludge/solid samples in mg/kg, wipe samples in µg/wipe, filter samples in µg/filter.

# means surrogate diluted out of range; ND means not detected above the reporting limit; N/A means not applicable to this sample or instrument.

TOTAL = acid digestion.

WET = Waste Extraction Test (STLC).

DI WET = Waste Extraction Test using de-ionized water.

b1) aqueous sample that contains greater than ~1 vol. % sediment





# McC Campbell Analytical, Inc.

"When Quality Counts"

1534 Willow Pass Road, Pittsburg, CA 94565-1701  
Web: www.mcccampbell.com E-mail: main@mcccampbell.com  
Telephone: 877-252-9262 Fax: 925-252-9269

Basics Environmental  655 12th Street, Suite 126  Oakland, CA 94607	Client Project ID: #0471; Former Crown Chevrolet	Date Sampled: 02/24/09-02/25/09
	Client Contact: Donovan Tom	Date Received: 02/26/09
	Client P.O.:	Date Extracted 02/26/09
		Date Analyzed: 02/28/09-03/03/09

### Total Extractable Petroleum Hydrocarbons\*

Extraction Method: SW3510C

Analytical Method: SW8015B

Work Order: 0902706

Lab ID	0902706-001A	0902706-002A	0902706-003A	0902706-004A	Reporting Limit for DF =1	
Client ID	B1-W	B2-W	B3-W	B4-W		
Matrix	W	W	W	W		
DF	1	20	2	2	S	W

Compound	Concentration				ug/kg	ug/L
	TPH-Diesel (C10-C23)	2400	6400	930	600	NA
TPH-Motor Oil (C18-C36)	2100	49,000	4500	3200	NA	250
TPH-Bunker Oil (C10-C36)	2700	58,000	6100	4100	NA	100
TPH-Kerosene (C9-C18)	1500	1200	230	110	NA	50

### Surrogate Recoveries (%)

%SS:	113	85	86	94		
Comments	e3,b1	e7,e2,b1	e7,e2,b1	e7,e2,b1		

\* water samples are reported in µg/L, wipe samples in µg/wipe, soil/solid/sludge samples in mg/kg, product/oil/non-aqueous liquid samples in mg/L, and all DISTLC / STLC / SPLP / TCLP extracts are reported in µg/L.

# cluttered chromatogram resulting in coeluted surrogate and sample peaks, or; surrogate peak is on elevated baseline, or; surrogate has been diminished by dilution of original extract.

+The following descriptions of the TPH chromatogram are cursory in nature and McC Campbell Analytical is not responsible for their interpretation:

- b1) aqueous sample that contains greater than ~1 vol. % sediment
- e2) diesel range compounds are significant; no recognizable pattern
- e3) aged diesel is significant
- e6) one to a few isolated peaks present in the THP(d/mo) chromatogram
- e7) oil range compounds are significant

**McC Campbell Analytical, Inc.**

"When Quality Counts"

1534 Willow Pass Road, Pittsburg, CA 94565-1701  
 Web: www.mcccampbell.com E-mail: main@mcccampbell.com  
 Telephone: 877-252-9262 Fax: 925-252-9269

Basics Environmental  655 12th Street, Suite 126  Oakland, CA 94607	Client Project ID: #0471; Former Crown Chevrolet	Date Sampled: 02/24/09-02/25/09
	Client Contact: Donovan Tom	Date Received: 02/26/09
	Client P.O.:	Date Extracted 02/26/09
		Date Analyzed: 02/28/09-03/03/09

**Total Extractable Petroleum Hydrocarbons\***

Extraction Method: SW3510C

Analytical Method: SW8015B

Work Order: 0902706

Lab ID	0902706-005A	0902706-006A	0902706-007A	0902706-008A	Reporting Limit for DF =1	
Client ID	B5-W	B7-W	B8-W	B9-W		
Matrix	W	W	W	W		
DF	1	1	1	10		

Compound	Concentration				ug/kg	ug/L
	TPH-Diesel (C10-C23)	65	62	230	3400	NA
TPH-Motor Oil (C18-C36)	ND	410	270	22,000	NA	250
TPH-Bunker Oil (C10-C36)	170	470	530	25,000	NA	100
TPH-Kerosene (C9-C18)	ND	ND	180	ND<500	NA	50

**Surrogate Recoveries (%)**

%SS:	118	99	99	96		
Comments	e2,b1	e7,e2,b1	e7,e2,e6,b1	e7,e2,b1		

\* water samples are reported in µg/L, wipe samples in µg/wipe, soil/solid/sludge samples in mg/kg, product/oil/non-aqueous liquid samples in mg/L, and all DISTLC / STLC / SPLP / TCLP extracts are reported in µg/L.

# cluttered chromatogram resulting in coeluted surrogate and sample peaks, or; surrogate peak is on elevated baseline, or; surrogate has been diminished by dilution of original extract.

+The following descriptions of the TPH chromatogram are cursory in nature and McC Campbell Analytical is not responsible for their interpretation:

- b1) aqueous sample that contains greater than ~1 vol. % sediment
- e2) diesel range compounds are significant; no recognizable pattern
- e3) aged diesel is significant
- e6) one to a few isolated peaks present in the THP(d/mo) chromatogram
- e7) oil range compounds are significant



# McC Campbell Analytical, Inc.

"When Quality Counts"

1534 Willow Pass Road, Pittsburg, CA 94565-1701  
Web: www.mcccampbell.com E-mail: main@mcccampbell.com  
Telephone: 877-252-9262 Fax: 925-252-9269

Basics Environmental  655 12th Street, Suite 126  Oakland, CA 94607	Client Project ID: #0471; Former Crown Chevrolet	Date Sampled: 02/24/09-02/25/09
	Client Contact: Donavan Tom	Date Received: 02/26/09
	Client P.O.:	Date Analyzed: 02/28/09-03/03/09
		Date Extracted: 02/26/09

### Total Extractable Petroleum Hydrocarbons\*

Extraction Method: SW3510C

Analytical Method: SW8015B

Work Order: 0902706

Lab ID	0902706-009A				Reporting Limit for DF =1
Client ID	B10-W				
Matrix	W				
DF	20				

Compound	Concentration				ug/kg	ug/L
	TPH-Diesel (C10-C23)	2400				NA
TPH-Motor Oil (C18-C36)	23,000				NA	250
TPH-Bunker Oil (C10-C36)	25,000				NA	100
TPH-Kerosene (C9-C18)	ND<1000				NA	50

### Surrogate Recoveries (%)

%SS:	94			
Comments	e7,e2,b1			

\* water samples are reported in µg/L, wipe samples in µg/wipe, soil/solid/sludge samples in mg/kg, product/oil/non-aqueous liquid samples in mg/L, and all DISTLC / STLC / SPLP / TCLP extracts are reported in µg/L.

# cluttered chromatogram resulting in coeluted surrogate and sample peaks, or; surrogate peak is on elevated baseline, or; surrogate has been diminished by dilution of original extract.

+The following descriptions of the TPH chromatogram are cursory in nature and McC Campbell Analytical is not responsible for their interpretation:

- b1) aqueous sample that contains greater than ~1 vol. % sediment
- e2) diesel range compounds are significant; no recognizable pattern
- e3) aged diesel is significant
- e6) one to a few isolated peaks present in the THP(d/mo) chromatogram
- e7) oil range compounds are significant



**McC Campbell Analytical, Inc.**

"When Quality Counts"

1534 Willow Pass Road, Pittsburg, CA 94565-1701  
Web: www.mcccampbell.com E-mail: main@mcccampbell.com  
Telephone: 877-252-9262 Fax: 925-252-9269

### QC SUMMARY REPORT FOR SW8260B

W.O. Sample Matrix: Water

QC Matrix: Water

BatchID: 41695

WorkOrder: 0902706

EPA Method: SW8260B		Extraction: SW5030B							Spiked Sample ID: 0902697-014a			
Analyte	Sample	Spiked	MS	MSD	MS-MSD	LCS	LCSD	LCS-LCSD	Acceptance Criteria (%)			
	µg/L	µg/L	% Rec.	% Rec.	% RPD	% Rec.	% Rec.	% RPD	MS / MSD	RPD	LCS/LCSD	RPD
tert-Amyl methyl ether (TAME)	ND	10	89	90.9	2.15	90.5	91.2	0.774	70 - 130	30	70 - 130	30
Benzene	ND	10	108	107	0.493	109	110	0.838	70 - 130	30	70 - 130	30
t-Butyl alcohol (TBA)	ND	50	75.1	77	2.56	97.3	93.5	4.05	70 - 130	30	70 - 130	30
Chlorobenzene	ND	10	109	108	0.378	95.4	95.9	0.485	70 - 130	30	70 - 130	30
1,2-Dibromoethane (EDB)	ND	10	107	110	2.32	94	92.7	1.42	70 - 130	30	70 - 130	30
1,2-Dichloroethane (1,2-DCA)	ND	10	101	100	0.688	105	105	0	70 - 130	30	70 - 130	30
1,1-Dichloroethene	ND	10	85.4	84	1.68	76.2	75.5	0.909	70 - 130	30	70 - 130	30
Diisopropyl ether (DIPE)	ND	10	95.6	95.8	0.243	127	128	0.286	70 - 130	30	70 - 130	30
Ethyl tert-butyl ether (ETBE)	ND	10	103	103	0	113	113	0	70 - 130	30	70 - 130	30
Methyl-t-butyl ether (MTBE)	ND	10	98.5	96.3	2.23	100	100	0	70 - 130	30	70 - 130	30
Toluene	ND	10	126	126	0	102	103	0.117	70 - 130	30	70 - 130	30
Trichloroethene	ND	10	102	102	0	95	94.7	0.277	70 - 130	30	70 - 130	30
%SS1:	90	25	88	88	0	81	82	0.945	70 - 130	30	70 - 130	30
%SS2:	108	25	104	107	2.71	98	98	0	70 - 130	30	70 - 130	30
%SS3:	87	2.5	92	91	1.13	72	72	0	70 - 130	30	70 - 130	30

All target compounds in the Method Blank of this extraction batch were ND less than the method RL with the following exceptions:  
NONE

#### BATCH 41695 SUMMARY

Lab ID	Date Sampled	Date Extracted	Date Analyzed	Lab ID	Date Sampled	Date Extracted	Date Analyzed
0902706-001B	02/25/09 9:10 AM	02/28/09	02/28/09 8:38 PM	0902706-002B	02/25/09 8:00 AM	02/28/09	02/28/09 9:22 PM
0902706-003B	02/24/09 8:15 AM	02/28/09	02/28/09 10:06 PM	0902706-004B	02/25/09 10:20 AM	02/28/09	02/28/09 10:50 PM

MS = Matrix Spike; MSD = Matrix Spike Duplicate; LCS = Laboratory Control Sample; LCSD = Laboratory Control Sample Duplicate; RPD = Relative Percent Deviation.

% Recovery = 100 \* (MS-Sample) / (Amount Spiked); RPD = 100 \* (MS - MSD) / ((MS + MSD) / 2).


MS / MSD spike recoveries and / or %RPD may fall outside of laboratory acceptance criteria due to one or more of the following reasons: a) the sample is inhomogenous AND contains significant concentrations of analyte relative to the amount spiked, or b) the spiked sample's matrix interferes with the spike recovery.

N/A = not enough sample to perform matrix spike and matrix spike duplicate.

NR = analyte concentration in sample exceeds spike amount for soil matrix or exceeds 2x spike amount for water matrix or sample diluted due to high matrix or analyte content.

Laboratory extraction solvents such as methylene chloride and acetone may occasionally appear in the method blank at low levels.

DHS ELAP Certification 1644

 QA/QC Officer



QC SUMMARY REPORT FOR SW8260B

W.O. Sample Matrix: Water

QC Matrix: Water

BatchID: 41704

WorkOrder: 0902706

Table with columns: EPA Method: SW8260B, Extraction: SW5030B, Spiked Sample ID: 0902708-003c. Rows include analytes like tert-Amyl methyl ether (TAME), Benzene, t-Butyl alcohol (TBA), Chlorobenzene, etc., with columns for Sample, Spiked, MS, MSD, MS-MSD, LCS, LCSD, LCS-LCSD, and Acceptance Criteria (%).

All target compounds in the Method Blank of this extraction batch were ND less than the method RL with the following exceptions: NONE

BATCH 41704 SUMMARY

Summary table with columns: Lab ID, Date Sampled, Date Extracted, Date Analyzed. Rows show sample IDs 0902706-005B, 0902706-007B, 0902706-009B and 0902706-006B, 0902706-008B.

MS = Matrix Spike; MSD = Matrix Spike Duplicate; LCS = Laboratory Control Sample; LCSD = Laboratory Control Sample Duplicate; RPD = Relative Percent Deviation.

% Recovery = 100 \* (MS-Sample) / (Amount Spiked); RPD = 100 \* (MS - MSD) / ((MS + MSD) / 2).

MS / MSD spike recoveries and / or %RPD may fall outside of laboratory acceptance criteria due to one or more of the following reasons: a) the sample is inhomogenous AND contains significant concentrations of analyte relative to the amount spiked, or b) the spiked sample's matrix interferes with the spike recovery.

N/A = not enough sample to perform matrix spike and matrix spike duplicate.

NR = analyte concentration in sample exceeds spike amount for soil matrix or exceeds 2x spike amount for water matrix or sample diluted due to high matrix or analyte content.

Laboratory extraction solvents such as methylene chloride and acetone may occasionally appear in the method blank at low levels.



**McC Campbell Analytical, Inc.**

"When Quality Counts"

1534 Willow Pass Road, Pittsburg, CA 94565-1701  
Web: www.mcccampbell.com E-mail: main@mcccampbell.com  
Telephone: 877-252-9262 Fax: 925-252-9269

### QC SUMMARY REPORT FOR GLYCOL

W.O. Sample Matrix: Water

QC Matrix: Water

BatchID: 41705

WorkOrder: 0902706

EPA Method: MAI-Alcohols		Extraction: MAI-Alcohols							Spiked Sample ID: 0902706-004c			
Analyte	Sample	Spiked	MS	MSD	MS-MSD	LCS	LCSD	LCS-LCSD	Acceptance Criteria (%)			
	mg/L	mg/L	% Rec.	% Rec.	% RPD	% Rec.	% Rec.	% RPD	MS / MSD	RPD	LCS/LCSD	RPD
Ethylene Glycol	ND	1	117	115	1.48	112	111	0.821	80 - 120	20	80 - 120	20

All target compounds in the Method Blank of this extraction batch were ND less than the method RL with the following exceptions:  
NONE

#### BATCH 41705 SUMMARY

Lab ID	Date Sampled	Date Extracted	Date Analyzed	Lab ID	Date Sampled	Date Extracted	Date Analyzed
0902706-004C	02/25/09 10:20 AM	02/26/09	02/27/09 2:48 PM	0902706-009C	02/24/09 3:10 PM	02/26/09	02/27/09 6:43 PM

MS = Matrix Spike; MSD = Matrix Spike Duplicate; LCS = Laboratory Control Sample; LCSD = Laboratory Control Sample Duplicate; RPD = Relative Percent Deviation.

% Recovery =  $100 * (MS - Sample) / (Amount Spiked)$ ; RPD =  $100 * (MS - MSD) / ((MS + MSD) / 2)$ .

MS / MSD spike recoveries and / or %RPD may fall outside of laboratory acceptance criteria due to one or more of the following reasons: a) the sample is inhomogenous AND contains significant concentrations of analyte relative to the amount spiked, or b) the spiked sample's matrix interferes with the spike recovery.

N/A = not applicable to this method.

NR = analyte concentration in sample exceeds spike amount for soil matrix or exceeds 2x spike amount for water matrix or sample diluted due to high matrix or analyte content.

DHS ELAP Certification 1644

QA/QC Officer



**McC Campbell Analytical, Inc.**

"When Quality Counts"

1534 Willow Pass Road, Pittsburg, CA 94565-1701  
Web: www.mcccampbell.com E-mail: main@mcccampbell.com  
Telephone: 877-252-9262 Fax: 925-252-9269

### QC SUMMARY REPORT FOR SW8021B/8015Cm

W.O. Sample Matrix: Water

QC Matrix: Water

BatchID: 41696

WorkOrder: 0902706

EPA Method: SW8021B/8015Bm

Extraction: SW5030B

Spiked Sample ID: 0902713-001A

Analyte	Sample	Spiked	MS	MSD	MS-MSD	LCS	LCSD	LCS-LCSD	Acceptance Criteria (%)			
	µg/L	µg/L	% Rec.	% Rec.	% RPD	% Rec.	% Rec.	% RPD	MS / MSD	RPD	LCS/LCSD	RPD
TPH(btex) <sup>£</sup>	ND	60	99.6	98.8	0.756	98.7	101	2.64	70 - 130	20	70 - 130	20
MTBE	ND	10	101	106	4.95	92.7	104	11.1	70 - 130	20	70 - 130	20
Benzene	ND	10	104	102	1.69	104	101	2.83	70 - 130	20	70 - 130	20
Toluene	ND	10	96.1	95.3	0.839	94.9	92.7	2.37	70 - 130	20	70 - 130	20
Ethylbenzene	ND	10	105	104	0.545	106	94.2	11.8	70 - 130	20	70 - 130	20
Xylenes	ND	30	102	102	0	102	89.2	13.7	70 - 130	20	70 - 130	20
%SS:	93	10	101	100	1.43	101	98	3.75	70 - 130	20	70 - 130	20

All target compounds in the Method Blank of this extraction batch were ND less than the method RL with the following exceptions:  
NONE

#### BATCH 41696 SUMMARY

Lab ID	Date Sampled	Date Extracted	Date Analyzed	Lab ID	Date Sampled	Date Extracted	Date Analyzed
0902706-001A	02/25/09 9:10 AM	02/28/09	02/28/09 2:40 PM	0902706-002A	02/25/09 8:00 AM	02/28/09	02/28/09 3:11 PM
0902706-003A	02/24/09 8:15 AM	02/28/09	02/28/09 3:41 PM	0902706-004A	02/25/09 10:20 AM	02/28/09	02/28/09 4:12 PM
0902706-005A	02/24/09 11:25 AM	02/28/09	02/28/09 4:42 PM	0902706-006A	02/24/09 10:20 AM	02/28/09	02/28/09 5:12 PM
0902706-007A	02/24/09 1:20 PM	02/28/09	02/28/09 5:43 PM	0902706-008A	02/25/09 12:55 PM	02/28/09	02/28/09 6:13 PM
0902706-009A	02/24/09 3:10 PM	02/28/09	02/28/09 6:44 PM				

MS = Matrix Spike; MSD = Matrix Spike Duplicate; LCS = Laboratory Control Sample; LCSD = Laboratory Control Sample Duplicate; RPD = Relative Percent Deviation.

% Recovery = 100 \* (MS-Sample) / (Amount Spiked); RPD = 100 \* (MS - MSD) / ((MS + MSD) / 2).

MS / MSD spike recoveries and / or %RPD may fall outside of laboratory acceptance criteria due to one or more of the following reasons: a) the sample is inhomogenous AND contains significant concentrations of analyte relative to the amount spiked, or b) the spiked sample's matrix interferes with the spike recovery.

£ TPH(btex) = sum of BTEX areas from the FID.

# cluttered chromatogram; sample peak coelutes with surrogate peak.

N/A = not enough sample to perform matrix spike and matrix spike duplicate.

NR = matrix interference and/or analyte concentration in sample exceeds spike amount for soil matrix or exceeds 2x spike amount for water matrix or sample diluted due to high matrix or analyte content, or inconsistency in sample containers.



**McC Campbell Analytical, Inc.**

"When Quality Counts"

1534 Willow Pass Road, Pittsburg, CA 94565-1701  
Web: www.mcccampbell.com E-mail: main@mcccampbell.com  
Telephone: 877-252-9262 Fax: 925-252-9269

### QC SUMMARY REPORT FOR E200.8

W.O. Sample Matrix: Water

QC Matrix: Water

BatchID: 41640

WorkOrder: 0902706

EPA Method: E200.8		Extraction: E200.8							Spiked Sample ID: 0902572-003A			
Analyte	Sample	Spiked	MS	MSD	MS-MSD	LCS	LCSD	LCS-LCSD	Acceptance Criteria (%)			
	µg/L	µg/L	% Rec.	% Rec.	% RPD	% Rec.	% Rec.	% RPD	MS / MSD	RPD	LCS/LCSD	RPD
Antimony	ND	10	101	102	1.55	98.9	99.1	0.202	70 - 130	20	85 - 115	20
Arsenic	2.2	10	102	106	3.75	103	103	0	70 - 130	20	85 - 115	20
Beryllium	ND	10	98.4	99.4	0.910	99.5	101	1.79	70 - 130	20	85 - 115	20
Cadmium	ND	10	95.9	95.7	0.230	96.8	97.5	0.689	70 - 130	20	85 - 115	20
Chromium	ND	10	100	98.3	1.98	98.1	97.7	0.378	70 - 130	20	85 - 115	20
Copper	6.6	10	99.6	98.6	0.605	104	105	1.34	70 - 130	20	85 - 115	20
Lead	ND	10	94.6	95.1	0.532	93.8	94.6	0.743	70 - 130	20	85 - 115	20
Mercury	ND	0.25	102	105	2.52	98	98	0	70 - 130	20	85 - 115	20
Nickel	1.1	10	99.4	96	3.14	102	102	0	70 - 130	20	85 - 115	20
Selenium	0.69	10	99	99.1	0.0944	99.6	99.8	0.221	70 - 130	20	85 - 115	20
Silver	ND	10	95.1	95.5	0.441	98.9	100	1.07	70 - 130	20	85 - 115	20
Thallium	ND	10	87.7	88.9	1.34	86.5	87.9	1.64	70 - 130	20	85 - 115	20
Zinc	ND	100	92.3	94.5	2.24	96.1	96	0.111	70 - 130	20	85 - 115	20
%SS:	99	750	98	98	0	97	96	0.207	70 - 130	20	70 - 130	20

All target compounds in the Method Blank of this extraction batch were ND less than the method RL with the following exceptions:  
NONE

#### BATCH 41640 SUMMARY

Lab ID	Date Sampled	Date Extracted	Date Analyzed	Lab ID	Date Sampled	Date Extracted	Date Analyzed
0902706-001C	02/25/09 9:10 AM	02/26/09	02/27/09 11:11 AM				

MS = Matrix Spike; MSD = Matrix Spike Duplicate; LCS = Laboratory Control Sample; LCSD = Laboratory Control Sample Duplicate; RPD = Relative Percent Deviation.


% Recovery =  $100 * (MS - Sample) / (Amount Spiked)$ ; RPD =  $100 * (MS - MSD) / ((MS + MSD) / 2)$ .

MS / MSD spike recoveries and / or %RPD may fall outside of laboratory acceptance criteria due to one or more of the following reasons: a) the sample is inhomogenous AND contains significant concentrations of analyte relative to the amount spiked, or b) the spiked sample's matrix interferes with the spike recovery.

N/A = not applicable to this method.

NR = matrix interference and/or analyte concentration in sample exceeds spike amount for soil matrix or exceeds 2x spike amount for water matrix or sample diluted due to high matrix or analyte content.

DHS ELAP Certification 1644

 QA/QC Officer





**McC Campbell Analytical, Inc.**

"When Quality Counts"

1534 Willow Pass Road, Pittsburg, CA 94565-1701  
Web: www.mcccampbell.com E-mail: main@mcccampbell.com  
Telephone: 877-252-9262 Fax: 925-252-9269

### QC SUMMARY REPORT FOR E200.8

W.O. Sample Matrix: Water

QC Matrix: Water

BatchID: 41687

WorkOrder: 0902706

EPA Method: E200.8		Extraction: E200.8							Spiked Sample ID: 0902572-005A			
Analyte	Sample	Spiked	MS	MSD	MS-MSD	LCS	LCSD	LCS-LCSD	Acceptance Criteria (%)			
	µg/L	µg/L	% Rec.	% Rec.	% RPD	% Rec.	% Rec.	% RPD	MS / MSD	RPD	LCS/LCSD	RPD
Antimony	ND	10	102	101	1.06	101	99.8	1.10	70 - 130	20	85 - 115	20
Arsenic	2.1	10	102	104	1.37	108	104	3.98	70 - 130	20	85 - 115	20
Beryllium	ND	10	98.2	98.2	0	102	102	0	70 - 130	20	85 - 115	20
Cadmium	ND	10	95.6	96.4	0.885	97.6	98.7	1.07	70 - 130	20	85 - 115	20
Chromium	ND	10	99.9	98.6	1.29	99.2	99	0.212	70 - 130	20	85 - 115	20
Copper	7.2	10	98.9	99.5	0.351	103	105	1.15	70 - 130	20	85 - 115	20
Lead	ND	10	95.4	95.5	0.157	93.4	94.4	0.969	70 - 130	20	85 - 115	20
Mercury	ND	0.25	103	102	1.21	100	98.2	1.90	70 - 130	20	85 - 115	20
Nickel	1.0	10	98.4	97.8	0.554	100	102	1.68	70 - 130	20	85 - 115	20
Selenium	0.63	10	102	99.2	2.80	101	100	1.09	70 - 130	20	85 - 115	20
Silver	ND	10	95.5	94.4	1.20	100	99.3	0.823	70 - 130	20	85 - 115	20
Thallium	ND	10	88.7	89	0.371	87.6	88	0.467	70 - 130	20	85 - 115	20
Zinc	ND	100	94.1	93.9	0.213	98.3	97.8	0.430	70 - 130	20	85 - 115	20
%SS:	97	750	98	99	0.434	95	96	1.40	70 - 130	20	70 - 130	20

All target compounds in the Method Blank of this extraction batch were ND less than the method RL with the following exceptions:  
NONE

#### BATCH 41687 SUMMARY

Lab ID	Date Sampled	Date Extracted	Date Analyzed	Lab ID	Date Sampled	Date Extracted	Date Analyzed
0902706-009D	02/24/09 3:10 PM	02/26/09	02/27/09 11:19 AM				

MS = Matrix Spike; MSD = Matrix Spike Duplicate; LCS = Laboratory Control Sample; LCSD = Laboratory Control Sample Duplicate; RPD = Relative Percent Deviation.

% Recovery = 100 \* (MS-Sample) / (Amount Spiked); RPD = 100 \* (MS - MSD) / ((MS + MSD) / 2).

MS / MSD spike recoveries and / or %RPD may fall outside of laboratory acceptance criteria due to one or more of the following reasons: a) the sample is inhomogenous AND contains significant concentrations of analyte relative to the amount spiked, or b) the spiked sample's matrix interferes with the spike recovery.

N/A = not applicable to this method.

NR = matrix interference and/or analyte concentration in sample exceeds spike amount for soil matrix or exceeds 2x spike amount for water matrix or sample diluted due to high matrix or analyte content.

DHS ELAP Certification 1644

QA/QC Officer



**McC Campbell Analytical, Inc.**

"When Quality Counts"

1534 Willow Pass Road, Pittsburg, CA 94565-1701  
Web: www.mcccampbell.com E-mail: main@mcccampbell.com  
Telephone: 877-252-9262 Fax: 925-252-9269

### QC SUMMARY REPORT FOR SW8015B

W.O. Sample Matrix: Water

QC Matrix: Water

BatchID: 41670

WorkOrder: 0902706

EPA Method: SW8015B		Extraction: SW3510C							Spiked Sample ID: N/A			
Analyte	Sample	Spiked	MS	MSD	MS-MSD	LCS	LCSD	LCS-LCSD	Acceptance Criteria (%)			
	µg/L	µg/L	% Rec.	% Rec.	% RPD	% Rec.	% Rec.	% RPD	MS / MSD	RPD	LCS/LCSD	RPD
TPH-Diesel (C10-C23)	N/A	1000	N/A	N/A	N/A	108	106	1.93	N/A	N/A	70 - 130	30
%SS:	N/A	2500	N/A	N/A	N/A	108	104	3.28	N/A	N/A	70 - 130	30

All target compounds in the Method Blank of this extraction batch were ND less than the method RL with the following exceptions:  
NONE

#### BATCH 41670 SUMMARY

Lab ID	Date Sampled	Date Extracted	Date Analyzed	Lab ID	Date Sampled	Date Extracted	Date Analyzed
0902706-001A	02/25/09 9:10 AM	02/26/09	03/01/09 4:39 AM	0902706-002A	02/25/09 8:00 AM	02/26/09	03/03/09 6:01 PM
0902706-003A	02/24/09 8:15 AM	02/26/09	02/28/09 6:25 AM	0902706-004A	02/25/09 10:20 AM	02/26/09	03/03/09 3:13 AM
0902706-005A	02/24/09 11:25 AM	02/26/09	03/01/09 5:47 AM	0902706-006A	02/24/09 10:20 AM	02/26/09	03/03/09 2:03 AM
0902706-007A	02/24/09 1:20 PM	02/26/09	03/03/09 2:03 AM	0902706-008A	02/25/09 12:55 PM	02/26/09	03/03/09 5:33 AM
0902706-009A	02/24/09 3:10 PM	02/26/09	03/03/09 3:13 AM				

MS = Matrix Spike; MSD = Matrix Spike Duplicate; LCS = Laboratory Control Sample; LCSD = Laboratory Control Sample Duplicate; RPD = Relative Percent Deviation.

% Recovery = 100 \* (MS-Sample) / (Amount Spiked); RPD = 100 \* (MS - MSD) / ((MS + MSD) / 2).

MS / MSD spike recoveries and / or %RPD may fall outside of laboratory acceptance criteria due to one or more of the following reasons: a) the sample is inhomogenous AND contains significant concentrations of analyte relative to the amount spiked, or b) the spiked sample's matrix interferes with the spike recovery.

N/A = not enough sample to perform matrix spike and matrix spike duplicate.

NR = analyte concentration in sample exceeds spike amount for soil matrix or exceeds 2x spike amount for water matrix or sample diluted due to high matrix or analyte content.

DHS ELAP Certification 1644

QA/QC Officer



- I N V O I C E -

DATE OF INVOICE: 03/16/09  
PURCHASER: Crown Chevrolet-Cadillac-Isuzu, Inc.  
7544 Dublin Boulevard  
Dublin, CA 94568  
ATTENTION: Mr. Patrick Costello  
TELEPHONE: 925-828-6500 (o) 925-895-0769 (d)  
FACSIMILIE: 925-227-8806

---

This invoice is for the services and expenses described below. It is due from the date of receipt. Invoices are overdue thirty (30) days after the date shown and are subject to a service charge of 1.5% per month.

---

SERVICES:

In accordance with 09-ENV1427, this bill is for the Dublin Limited Phase II Environmental Site Sampling performed at 7544 Dublin Boulevard & 6707 Golden Gate, Dublin, CA 94568.

TIME AND EXPENSE BASIS

WORKPLAN/MOBILIZATION <i>-Workplan, Mobilization, Drilling Permit, Utility Marking, etc.</i>	\$1,100.00
FIELD INVESTIGATION (10 Exploratory Borings) <i>-Field Crew, Field Equipment, etc.</i>	\$4,400.00
DRILLING SERVICES (Vironex, Inc.) <i>-Drilling Crew, Equipment, Grouting, etc.</i>	\$5,289.60
LABORATORY ANALYSIS (10 Soil/9 Water) <i>-TPH-g/d/lk/ss/mo/bo, VOCs, PCBs, Metals, Glycols</i>	\$4,800.00
OVERSIGHT AND REPORT PREPARATION <i>-Findings, Site Drawings, Conclusions</i>	\$2,000.00
TOTAL	\$17,589.60
Less Deposit Received (2/24/09)	(\$4,00.00)
<b>TOTAL AMOUNT DUE</b>	<b>\$13,589.60</b>

- THANK YOU FOR CHOOSING BASICS ENVIRONMENTAL, INC. -