



---

## **UNDERGROUND STORAGE TANK REMOVAL**

209 Brush Street  
Oakland, California

*Prepared for:*

**Port of Oakland**  
530 Water Street  
Oakland, California 94607

July 2003

Project No. 8207.001

---

**Geomatrix Consultants**

2101 Webster Street  
12th Floor  
Oakland, CA 94612  
(510) 863-4100 • FAX (510) 863-4141



July 30, 2003  
Project 8207.001

Mr. Michael McMillan  
Port of Oakland  
530 Water Street, Second Floor  
Oakland, California 94607

Subject:       Underground Storage Tank Removal  
                  209 Brush Street  
                  Oakland, California

Dear Mr. McMillan:

Geomatrix Consultants, Inc. (Geomatrix), has prepared this report on behalf of the Port of Oakland for documenting underground storage tank removal activities performed at the 209 Brush Street Site. This work was performed in accordance with Geomatrix's April 17, 2003 *Scope of Work and Cost Estimate*.

Geomatrix is pleased to be of continuing service to the Port of Oakland. Please call either of the undersigned if you have questions.

Sincerely yours,  
GEOMATRIX CONSULTANTS, INC.

A handwritten signature in black ink, appearing to be "EZ", written over a white background.

Erin Zavarin  
Staff Engineer

A handwritten signature in black ink, appearing to be "JLP", written over a white background.

Jennifer L. Patterson, P.E.  
Senior Engineer

EZ/JLP/abr  
I:\Doc\_Safe\8000s\8207.001\UST\_Report\UST Cvr Ltr.doc

cc:       Susan M. Gallardo, Geomatrix Consultants, Inc.



---

## **UNDERGROUND STORAGE TANK REMOVAL**

209 Brush Street  
Oakland, California

*Prepared for:*

**Port of Oakland**  
530 Water Street  
Oakland, California 94607

*Prepared by:*

**Geomatrix Consultants, Inc.**  
2101 Webster Street, 12th Floor  
Oakland, California 94612  
(510) 663-4100

July 2003

Project No. 8207.001

---

**Geomatrix Consultants**

## TABLE OF CONTENTS

		Page
1.0	INTRODUCTION.....	1
2.0	SITE CONDITIONS .....	1
3.0	UNDERGROUND STORAGE TANK REMOVAL.....	2
3.1	UST STABILIZATION AND REMOVAL.....	2
3.2	OVER-EXCAVATION OF SOIL .....	3
3.3	SOIL AND GROUNDWATER SAMPLING .....	3
3.4	RINSEATE AND UST DISPOSAL.....	4
4.0	ANALYTICAL METHODS AND RESULTS .....	4
4.1	EXCAVATION SOIL SAMPLE RESULTS.....	4
4.2	GRAB GROUNDWATER SAMPLE RESULTS.....	5
4.3	STOCKPILE SOIL RESULTS .....	5
5.0	EXCAVATION BACKFILLING .....	5
6.0	SUMMARY .....	6

### TABLES

Table 1	Soil Sample Analytical Results
Table 2	Groundwater Sample Analytical Results

### FIGURES

Figure 1	Site Location Map
Figure 2	Site Plan

### APPENDIXES

Appendix A	Underground Storage Tank Removal Permit
Appendix B	Chain-of Custody Records and Analytical Laboratory Reports
Appendix C	Uniform Hazardous Waste Manifests and Certificates of Destruction
Appendix D	Backfill Analytical Laboratory and Geotechnical Testing Reports



## **UNDERGROUND STORAGE TANK REMOVAL**

209 Brush Street  
Oakland, California

### **1.0 INTRODUCTION**

This report describes underground storage tank (UST) removal activities conducted at a Port of Oakland (Port) facility located at 209 Brush Street in Oakland, California (Figure-1). One 1,000-gallon capacity diesel UST (Tank 1) and one 10,000-gallon capacity gasoline UST (Tank 2) were removed by Foss Environmental Services Company (Foss) of Alameda, California, a California-licensed contractor under contract to the Port. Geomatrix Consultants, Inc. (Geomatrix), observed tank removal, excavation, and backfilling activities and collected soil and groundwater samples for chemical analysis. UST removal and the associated soil and groundwater sampling activities were performed under the oversight of Mr. Keith Matthews of the Oakland Fire Services Agency (OFSA).

Tank removal, soil and groundwater sampling, and chemical analytical procedures were performed in accordance with applicable guidelines contained in the August 1990 "Tri-Regional Board Staff Recommendations for Preliminary Evaluation and Investigation of Underground Tank Sites" (Tri-Regional), unless otherwise directed by the OFSA. UST removal, excavation, and backfilling activities, soil and groundwater sampling, and laboratory analytical results are described below.

### **2.0 SITE CONDITIONS**

The site is located at 209 Brush Street in the city of Oakland, located in Alameda County, California. The USTs were installed at a maintenance facility adjacent to Market Street near the building shown on Figure 2 (both USTs were located within one excavation). According to Mr. Michael McMillan of the Port, Tanks 1 and 2 originally were installed in 1987 and contained diesel and regular unleaded gasoline, respectively. Both tanks were upgraded in 1998. At the request of the OFSA, use of the USTs was discontinued on April 12, 2002 after failing the OFSA annual tank monitoring test; the tanks were disconnected from power and the contents were removed by Foss.

Three four-inch-diameter slotted polyvinyl chloride (PVC) pipes were present in the UST backfill at the perimeter of Tank 2. These pipes allowed monitoring the groundwater elevation and quality in the tank backfill. The pipe locations are shown on Figure 2.

### **3.0 UNDERGROUND STORAGE TANK REMOVAL**

Prior to UST removal activities, Geomatrix obtained a removal permit from the OFSA (Tank Permit Number 23-03) for the Port. A copy of the permit issued by the OFSA is included in Appendix A. Foss performed UST removal and excavation activities June 2 through 5, 2003 and June 10, 2003. A Geomatrix field engineer observed removal of the USTs and collected excavation samples during the tank removal activities on June 5 and 10, 2003 and collected soil stockpile samples on June 17, 2003. The soil samples were submitted for chemical analysis. UST stabilization and removal, over-excavation of soil, soil and groundwater sampling, and waste disposal activities are discussed in the following sections.

#### **3.1 UST STABILIZATION AND REMOVAL**

Fuel dispensers, fuel piping, concrete, and soil overlying the USTs were removed to access and prepare the USTs for removal. During removal of the concrete and overburden soil, the tie-downs securing Tank 2 failed, allowing the tank to float on groundwater that had filled the bottom of the excavation. Tank 1 remained secured, and the top of the tank was encountered at approximately 4 feet below ground surface (bgs). Backfill material surrounding the USTs consisted of pea gravel. Native soil outside the excavation backfill consisted of silty sand. Excavated soil was stockpiled on plastic sheeting at the site. Stained soil was not observed in the excavation prior to UST removal.

Foss inserted approximately 50 and 500 pounds of dry ice into Tank 1 and Tank 2, respectively, to facilitate evacuation of oxygen and potentially explosive vapors. Immediately prior to removal of the USTs, Foss measured explosive vapor levels through the fill-pipe opening in the top of the USTs. The final vapor readings indicated that a non-explosive atmosphere (less than 10 percent oxygen and less than 10 percent of the lower explosive limit) existed inside the tanks. Mr. Matthews approved the readings and removal of the USTs.

A crane was used to lift the tanks from the excavation. The tanks were lowered to the ground surface for visual examination by the Geomatrix field engineer and Mr. Matthews. Tank 1 measured 5.3 feet in diameter and 10 feet in length, and Tank 2 measured 9.3 feet in diameter and 20.5 feet in length. Both tanks were composed of steel composite and were coated with fiberglass for cathodic protection. Holes were not observed in either tank.

The average dimensions of the cut concrete were approximately 39 feet long and 32 feet wide. The UST excavation was rectangular in shape, with an average length and width of approximately 28 and 24 feet, respectively. Depth to groundwater following UST removal was approximately 7 feet bgs. Soil beneath the tanks appeared to be stained (gray-black in color), and a strong hydrocarbon odor was observed. Product or sheen was not observed on the groundwater surface. Further excavation was not performed after the tanks were removed because of the proximity of the excavation to Market Street to the west and because additional concrete had not been cut to the west, north, and south.

### **3.2 OVER-EXCAVATION OF SOIL**

Based on the analytical results from the soil samples collected during the UST removal (discussed in Section 4.0), Geomatrix, at the Port's request, directed Foss to remove additional soil from the east wall of the excavation. Excavation along the east wall continued until the cut concrete boundary was encountered or the volatile organic compound concentration, as measured using a photo-ionization detector, was less than 50 parts per million in the excavated soil vapor. The average dimensions of the final UST excavation were approximately 39 feet long and 24 feet wide (Figure 2).

### **3.3 SOIL AND GROUNDWATER SAMPLING**

Geomatrix collected samples from the site on June 5, 10, and 17, 2003. Excavation sample locations are shown on Figure 2.

- On June 5, 2003, Geomatrix collected four soil samples from the sidewalls of the excavation and one grab groundwater sample from the pooled groundwater in the excavation as directed by Mr. Matthews. One soil sample (T1-060503) was collected at the soil/groundwater interface (approximately 7 feet bgs) near the east side of the former Tank 1. Three soil samples, T2-060503-N, T2-060503-S, and T2-060503-W, were collected at the soil/groundwater interface (approximately 7 feet bgs) near the north, south, and west sides, respectively, of the former Tank 2. One grab groundwater sample (GW-060503) was collected from pooled groundwater beneath the former Tank 1 location. Under the direction of Mr. Matthews, groundwater was not purged prior to sample collection.
- On June 10, 2003, Geomatrix collected two soil samples from the sidewalls of the enlarged excavation. Soil samples P1-061003 and P2-061003 were collected from the southeastern and northeastern sidewalls, respectively, of the excavation. The samples were collected at depths of approximately 7 and 8 feet bgs.

- On June 17, 2003, Geomatrix collected two four-point samples (1-061703A,B,C,D and 2-061703A,B,C,D) from the approximately 90 cy of stockpiled soil at the site. The analytical laboratory composited each of the four samples into one sample for chemical analysis.

Soil samples were collected in clean, 4-inch-long, 2-inch-diameter brass tubes. The ends of the tubes were sealed with Teflon<sup>®</sup> sheets and plastic end-caps and were secured with silicon tape. The grab groundwater sample was collected by using a new, disposable bailer. The sample was decanted into laboratory-supplied bottles. All samples were labeled and stored in an ice-cooled chest until delivery under Geomatrix chain-of-custody procedures to Curtis & Tompkins, Ltd. (Curtis & Tompkins), of Berkeley, California, a California-certified analytical laboratory. Chain-of-custody documents are included in Appendix B.

### **3.4 RINSEATE AND UST DISPOSAL**

Foss, a state-licensed liquid waste transporter, transported tank contents and rinseate to Seaport Environmental, of Redwood City, California. Ecology Control Industries (ECI) transported the tanks to their facility in Richmond, California. Copies of the Uniform Hazardous Waste Manifest and certificate of destruction are included in Appendix C.

### **4.0 ANALYTICAL METHODS AND RESULTS**

Soil and groundwater samples were analyzed according to Tri-Regional and OFSA guidelines for total petroleum hydrocarbons quantified as gasoline (TPHg) and as diesel (TPHd) using U.S. Environmental Protection Agency (EPA) Method 8015B; benzene, toluene, ethylbenzene, and total xylenes (collectively BTEX) and methyl tertiary butyl ether (MTBE) using EPA Method 8260B; and lead using EPA Method 6010B. Silica gel preparation (EPA Method 3630C) was performed on samples prior to TPHd analysis. The analytical results for the soil and groundwater samples are presented in Tables 1 and 2, respectively. Analytical data sheets are included in Appendix B.

### **4.1 EXCAVATION SOIL SAMPLE RESULTS**

The following section summarizes the analytical results for excavation and stockpile soil samples. Analytical data for the soil samples are presented in Table 1.

- In general, lead concentrations were low in each of the soil samples and did not suggest an impact from the former USTs. MTBE, where detected, was present at concentrations up to 0.14 milligrams per kilogram (mg/kg).

- TPHg and TPHd were detected at concentrations of 11,000 mg/kg and 620 mg/kg, respectively, in soil sample T1-060503 (collected on the east sidewall of the excavation). BTEX were detected at concentrations ranging from 57 mg/kg to 1510 mg/kg. Based on these results, the excavation along the eastern face was extended, and additional sampling was performed.
- Significantly lower concentrations (less than 200 mg/kg) of TPHg and TPHd were detected in samples P1-061003 and P2-061003, collected after over-excavating the eastern sidewall of the excavation. BTEX concentrations also were significantly lower and ranged from non-detect to 11 mg/kg.
- Soil sample T2-060503-W (west sidewall of the excavation) did not contain TPHg, TPHd, or BTEX above laboratory reporting limits.
- Soil sample T2-060503-N (north sidewall of the excavation) contained low concentrations (less than 5 mg/kg) of TPHg, TPHd, and benzene.
- Soil sample T2-060503-S (south sidewall of the excavation) contained TPHg and TPHd at concentrations of 2200 mg/kg and 720 mg/kg, and benzene, ethylbenzene, and total xylenes were detected at concentrations of 0.92, 23, and 40.6 mg/kg, respectively.

#### **4.2 GRAB GROUNDWATER SAMPLE RESULTS**

TPHg and TPHd were detected in the groundwater sample (GW-060503) at concentrations of 19,000 and 2,100 micrograms per liter ( $\mu\text{g/L}$ ), respectively. BTEX were detected in the groundwater sample at concentrations ranging from 610 to 3,430  $\mu\text{g/L}$ . MTBE and lead also were detected at concentrations of 1200  $\mu\text{g/L}$  and 140  $\mu\text{g/L}$ , respectively.

#### **4.3 STOCKPILE SOIL RESULTS**

Composite soil samples (1-061703 and 2-061703) collected from the stockpile of excavated soil contained TPHg and TPHd at concentrations of 340 mg/kg and 110 mg/kg, respectively, and low concentrations (<1 mg/kg) of ethylbenzene and total xylenes. Stockpiled soil was transported by Greg's Trucking to Forward Landfill in Manteca, California, for disposal.

#### **5.0 EXCAVATION BACKFILLING**

Backfilling and compaction of the UST excavation was performed by Foss from June 26 through July 3, 2003. Geomatrix provided earthwork recommendations for backfilling to the Port in a letter dated May 8, 2003. During the backfilling, Geomatrix or our subcontractor, Construction Materials Testing, Inc., of Concord, California observed the placement methods and tested the compaction of the backfill material.

The total depth of the excavation varied from approximately 8 feet bgs around the edges to approximately 12 feet bgs in the center of the excavation. Groundwater was present in the excavation at the time of backfilling at approximately 7 feet bgs. Because of this, 1-1/2 inch open-graded, crushed rock was placed through the water to above the water level. The 1-1/2 inch crushed rock varied in thickness from approximately 3 feet along the edges of the excavation to approximately 7 feet in the center (the immediate location of the removed tank). After the crushed rock had been placed so that the bottom of the excavation was uniformly about 5 feet bgs, Foss compacted the crushed rock using a Bomag BW60HG, dual-drum, sheepsfoot compactor. A non-woven geotextile filter fabric (geotextile) was then placed over the compacted crushed rock. Above the geotextile, approximately 4 to 5 feet of approved fill was used to backfill the remainder of the excavation. The approved fill was placed in approximately 8-inch lifts and compacted using a vibratory plate attached to an excavator. After each lift was placed, density tests were performed according to ASTM Test Methods D 2922 (Density of Soil and Rock in Place by Nuclear Methods) and D3017 (Water Content of Soil and Rock in Place by Nuclear Methods). Our observations and the test results indicated that the overall compaction of the fill was generally above 90 percent of the maximum dry density determined in the laboratory by ASTM test method D 1557 (Moisture-Density Relations of Soils and Soil-Aggregate Mixtures Using 10-pound Rammer and 18-inch Drop). It is our opinion that the backfill and compaction was accomplished in general accordance with the project recommendations.

The surface of the backfilled excavation will be covered with asphalt. Prior to backfilling the excavation, samples of the backfill were submitted to Curtis & Tompkins for chemical analysis and Cooper Testing Labs, Inc., of Mountain View, California, for geotechnical analysis. The laboratory data sheets for the chemical and geotechnical analyses are included in Appendix D.

## 6.0 SUMMARY

A summary of the UST removal activities is presented below.

- One 1,000-gallon diesel UST and one 10,000-gallon unleaded gasoline UST were removed from the 209 Brush Street site in Oakland, California, on June 5, 2003. The tanks were removed under the supervision of Mr. Keith Matthews of the OFSA. Once the USTs were removed, they were visually inspected. The tank exteriors were intact and did not appear to contain holes.

- Staining was visible in the excavation sidewalls, and a hydrocarbon odor was observed.
- Groundwater was encountered at a depth of 7 feet bgs, and no product was observed on the groundwater surface within the excavation.
- Four soil samples were collected from the excavation at the soil/groundwater interface, as directed by the OFSA. TPHg, TPHd and BTEX constituents were detected in three of the four soil samples. Based on the analytical results for soil samples collected during the UST removal, additional soil was removed from the east side of the excavation on June 10, 2003. During excavation activities, two soil samples were collected from the east wall of the enlarged excavation. The two samples contained primarily TPHg and TPHd.
- One groundwater sample was collected from the excavation, as directed by the OFSA. TPHg, TPHd, BTEX, MTBE, and lead were detected in the sample.
- A total of approximately 90 cy of soil were removed from around the USTs and the excavation bottom. Two four-point composite samples were collected from the soil stockpile on June 17, 2003. TPHg, TPHd, BTEX constituents, and lead were detected in the two composite samples. The stockpiled soil was disposed of off site at Forward Landfill in Manteca, California.

# TABLES

---



TABLE 1

**SOIL SAMPLE ANALYTICAL RESULTS<sup>1</sup>**  
 209 Brush Street  
 Oakland, California

Concentrations in milligrams per kilograms (mg/kg)

Sample ID <sup>2</sup>	Sample Location	Sample Date	Sample Depth (ft bgs) <sup>3</sup>	Constituents Detected <sup>4</sup>							
				TPHg	TPHd	Benzene	Toluene	Ethylbenzene	Total Xylenes	MTBE	Lead
<b>Excavation Samples</b>											
T1-060503	East sidewall, excavated	6/5/03	7	11,000	620	57	880	270	1,510	<25 <sup>5</sup>	4.5
T2-060503-N	North sidewall	6/5/03	7	4.3	1.4	0.0055	<0.005	<0.005	<0.005	0.0059	4.5
T2-060503-W	West sidewall	6/5/03	7	<1.1	<1.0	<0.0053	<0.0053	<0.0053	<0.0053	0.14	2.8
T2-060503-S	South sidewall	6/5/03	7	2,200	720	0.92	<0.71	23	40.6	<0.71	3.2
P1-061003	Southeastern sidewall	6/10/03	7	33	1.3	<0.028	<0.028	0.23	0.82	<0.028	3.8
P2-061003	Northeastern sidewall	6/10/03	8	190	90	0.44	<0.36	11	5.5	<0.36	5.2
<b>Stockpile Samples</b>											
1-061703A,B,C,D <sup>6</sup>	Excavated soil stockpile	6/17/03	NA <sup>7</sup>	340	180	<0.17	<0.17	0.27	4.7	<0.17	6.9
2-061703A,B,C,D <sup>6</sup>	Excavated soil stockpile	6/17/03	NA	110	67	<0.13	<0.13	<0.13	0.28	<0.13	21

**TABLE 1**  
**SOIL SAMPLE ANALYTICAL RESULTS<sup>1</sup>**  
209 Brush Street  
Oakland, California

Notes:

- 1 Samples collected by Geomatrix Consultants, Inc. (Geomatrix), and analyzed by Curtis & Tompkins, Ltd., of Berkeley, California, for total petroleum hydrocarbons quantified as gasoline and as diesel using EPA Method 8015B; benzene, toluene, ethylbenzene, total xylenes, and methyl tertiary butyl ether using EPA Method 8260B; and lead using EPA Method 6010B. A silica gel preparation (EPA Method 3630C) was performed on soil samples prior to analysis of TPHd.
- 2 Sample locations shown on Figure 2.
- 3 ft bgs = feet below ground surface
- 4 TPHg = total petroleum hydrocarbons quantified as gasoline  
TPHd = total petroleum hydrocarbons quantified as diesel  
MTBE = methyl tertiary butyl ether
- 5 "<" indicates analyte was not detected above the laboratory reporting limit shown.
- 6 Two four-point samples collected by Geomatrix from stockpile of soil removed during UST removal activities. A composite sample was made from each four-point sample prior to laboratory analysis.
- 7 NA = not applicable

**TABLE 2**  
**GROUNDWATER SAMPLE ANALYTICAL RESULTS<sup>1</sup>**  
 209 Brush Street  
 Oakland, California

Concentrations in micrograms per liter (µg/l)

Sample ID	Sample Date	Constituents Detected <sup>2</sup>							
		TPHg	TPHd	Benzene	Toluene	Ethyl-benzene	Total Xylenes	MTBE	Lead
GW-060503	6/5/03	19,000	2,100	610	2,500	700	3,430	1,200	140

Notes:

<sup>1</sup> Samples collected by Geomatrix Consultants, Inc. (Geomatrix), and analyzed by Curtis & Tompkins, Ltd., of Berkeley, California, for total petroleum hydrocarbons quantified as gasoline and diesel using EPA Method 8015B; benzene, toluene, ethylbenzene, total xylenes, and methyl tertiary butyl ether using EPA Method 8260B; and lead using EPA Method 6010B. A silica gel preparation (EPA Method 3630C) was performed on soil samples prior to analysis of TPHd. Lead samples were not filtered prior to analysis.

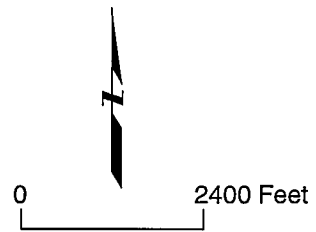
<sup>2</sup> TPHg = total petroleum hydrocarbons quantified as gasoline  
 TPHd = total petroleum hydrocarbons quantified as diesel  
 MTBE = methyl tertiary butyl ether

# FIGURES

---



Base map from *The Thomas Guide, Alameda County 1999 Guide*. Reproduced with permission granted by THOMAS BROS. MAPS. This map is copyrighted by THOMAS BROS. MAPS. It is unlawful to copy or reproduce all or any part thereof, whether for personal use or resale, without permission. All rights reserved.

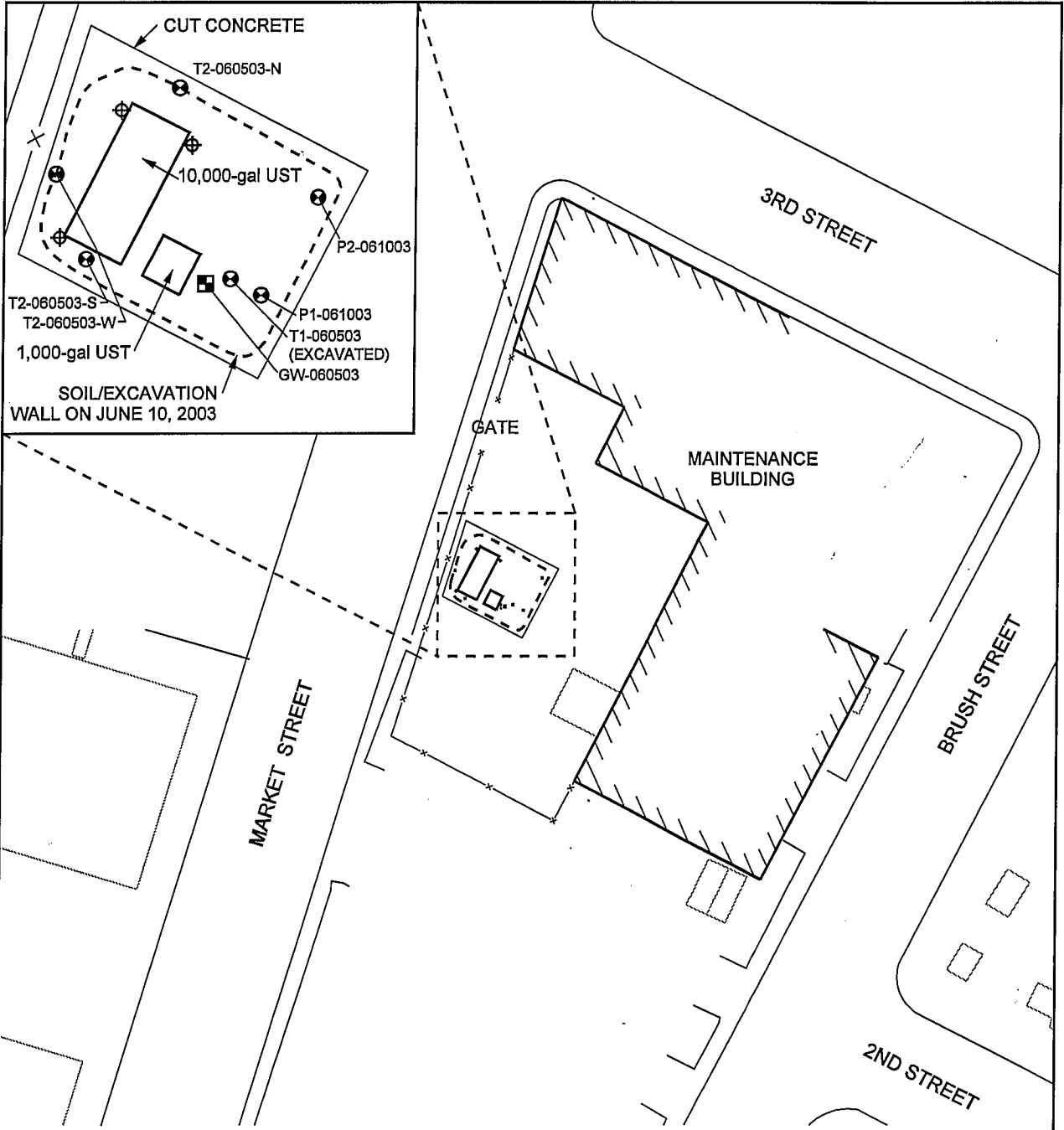


S:\8200\8207\8207.001\03\_0721\_usel\_fig\_01(01).ai



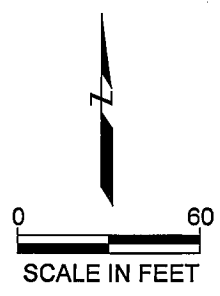
**SITE LOCATION MAP**  
209 Brush Street  
Oakland, California

Project No. 8207.001
Figure <b>1</b>



**EXPLANATION**

- ⊕ 4"-DIAMETER PVC SLOTTED PIPE
  - ⊗ SOIL SIDEWALL SAMPLE COLLECTED AT 7 FEET BELOW GROUND SURFACE
  - GRAB GROUNDWATER SAMPLE COLLECTED FROM 7 FEET BELOW GROUND SURFACE
- UST UNDERGROUND STORAGE TANK  
gal GALLON



30-JUL-2003 09:20 kauber  
 S:\8200\8207\8207.001\03\_0721\_ust\fig\_02.dgn geomtr.xctb  
 \OAKPENT\Splash\_hold  
 MAP\_fmrv.pen  
 CHECKED:



**SITE PLAN**  
 209 Brush Street  
 Oakland, California

Project No.  
 8207.001  
 Figure  
**2**

## **APPENDIX A**

---

### Underground Storage Tank Removal Permit

**City Of Oakland  
FIRE PREVENTION BUREAU**

250 Frank Ogawa Plaza, Ste. 3341  
Oakland California 94612-2032  
510-238-3851

*Permit To Excavate And Install, Repair,  
Or Remove Inflammable Liquid Tanks*

Oakland, California May 29, 2003

Tank Permit Number: 23-03

Permission Is Hereby Granted To:  
Removal - Underground Diesel

Tank And Excavate Commencing: Feet Inside: property Line.

On The: West side of Brush St, 100 feet South of 3rd St

Site Address: 209 Brush St

Present Storage:

Owner: Port of Oakland

Address: 530 Water St, Oakland, CA 94607

Phone: 510-627-1406

Applicant: Geomatrix Consultants

Address: 2101 Webster st, 12th Fl, Oakland, CA 94612

Phone: 510-663-4141

Dimensions Of Street (sidewalk) Surface To Be Disturbed: X

No. Of Tanks 2 Capacity 1000

Gallons, Each

Remarks

This Permit Is Granted In Accordance With Existing City Ordinances. Owner Hereby Agrees To Remove Tanks On Discontinuance Of Use Or When Notified By The City Authorities When Installing, Removing Or Repairing Tanks, No Open Flame To Be On Or Near Premises.

**CERTIFICATE OF TANK AND EQUIPMENT INSPECTION**

Type Of Inspection:

Inspected And Passed On:

By:

UST/AST Installations/modifications:

Pressure Test: Inspected By:

Date:

Primary Piping Test: Inspected By:

Date:

Secondary Containment & Sump Testing:

Inspected By:

Date:

Final: Inspected By:

Date:

Approved: *Sandra A. Clark*  
Fire Marshal

Inspection Fee Paid: \$ 650.00

Received By: C. T. Clark - chk #054523, rec # 857350

Before Covering Tanks, Above Certification Must Be Signed When Ready For Inspection Notify Fire Prevention Bureau 238-3851

**THIS PERMIT MUST BE LEFT ON THE WORK SITE AS AUTHORITY THEREFORE**



CITY OF OAKLAND  
FIRE PREVENTION BUREAU  
250 Frank Ogawa Plaza, Suite 3341  
Oakland, California 94612-2032  
(510) 238-3851

APPLICATION for PERMIT to INSTALL, REMOVE or REPAIR TANKS  
In the CITY OF OAKLAND

PLEASE CIRCLE APPROPRIATE ACTIONS: Request Submittal Date: April 30, 2003  
Application is hereby made for permit to:

(a) Remove (b) Install (c) Repair (d) Modify (e) Abandon/Close in Place A

(a) Gasoline (b) Fuel oil (c) Diesel (d) \_\_\_\_\_ tank(s) and excavate, commencing:

(a) four feet inside the curb line\*; (b) inside the property line; (c) aboveground; (d) underground tank(s)  
\*inside curb line, please attach copy of sidewalk/excavation permit from PLANNING AND BUILDING

on the West side of Brush St. Ave. 100 feet South of 3<sup>rd</sup> St. Ave.

Site Address: 209 Brush Street Present storage \_\_\_\_\_

Owner: Port of Oakland Address 530 Water Street Phone (510) 627-1406

Oakland, CA 94607

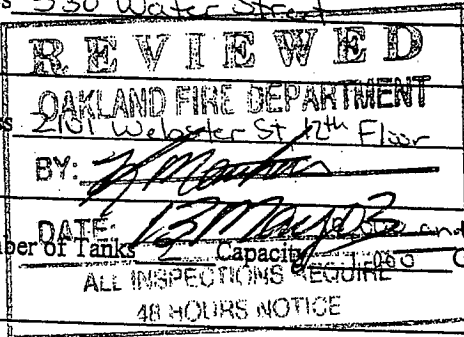
Applicant: Geometric Consultants Address 2101 Webster St 12<sup>th</sup> Floor Phone (510) 663-4411

Oakland, CA 94612

Sidewalk surface to be disturbed 0 X 0 Number of Tanks \_\_\_\_\_ Capacity \_\_\_\_\_ Gallons ea.

Remarks \_\_\_\_\_

Signature J. West (Geometric)



PLEASE ATTACH/SUBMIT: (All applicants must have a City Business License Permit)

- (2) Copies of Closure Plans for underground tank removal (s)
- (2) Sets of plans and (1) copy of specifications for above ground tank removal
- (2) Sets of plans and (2) sets of application packets for underground tank installation/modifications
- (2) Sets of plans for aboveground tank installation and specifications
- copy or prepare to show Planning and Building approval for aboveground tank removal and tank repair

NOTE: FOR TANK INSTALLATION PLEASE SUBMIT THIS APPLICATION FORM ALONG WITH A APPLICATION FOR PERMIT TO OPERATE, MAINTAIN OR STORE

FOR OFFICE USE ONLY

Permit No. 23-03 Amt. Recv'd 650 Date Issued: 5-29-03

Copies to: Electrical Inspection ck# 054523 Cash \_\_\_\_\_  
Receipt# 857350 Recv'd by: C T

**City of Oakland, Fire Department, Office of Emergency Services  
Hazardous Materials Program  
APPLICATION FOR UNDERGROUND TANK REMOVAL**

<b>F A C I L I T Y</b>	Project Contact & Phone # <p align="center">Michael McMillan</p>			
	Facility Name <p align="center">Port of Oakland, Harbor Facilities</p>		Phone# <p align="center">510-627-1406</p>	
	Address <p align="center">209 Brush Street</p>			
	Cross Street <p align="center">2nd Street</p>			
	Owner/Operator <p align="center">Port of Oakland</p>		Phone# <p align="center">510-272-1100</p>	
<b>C O N T R A C T O R</b>	Contractor Name <p align="center">Foss Environmental Services Company</p>		Phone# <p align="center">510-749-4139</p>	
	Contractor Address <p align="center">1605 Ferry Point Alameda, CA 94501</p>	CA License # <p align="center">716581</p>		
	Hazardous Waste Certified: <u>HAZ. substance removal</u> (Qualifying license category + remedial actions) Yes <input checked="" type="checkbox"/> No <input type="checkbox"/>		Workers Comp# <p align="center">15 0202267 3BA164329-00</p>	
	City of Oakland Business Tax License # <p align="center">29234</p>		Permit #	
	Does this site have a leaking UST (or did it have a leaking tank system?) Yes <input checked="" type="checkbox"/> No <input type="checkbox"/>			
<b>T A N K S</b>	State Tank ID#	Tank Size	Material That Was Stored	Proposed Removal Date
	39-000568-049501	10,000 gallons	unleaded gasoline	May 5, 2003
	39-000568-049502	1,000 gallons	diesel	May 5, 2003
	39-			
	39-			
<div style="border: 2px solid black; padding: 5px; display: inline-block;"> <p align="center"><b>REVIEWED</b> OAKLAND FIRE DEPARTMENT</p> <p>BY: <u>[Signature]</u> DATE: <u>12 May 03</u></p> </div>				
<input type="checkbox"/> APPROVED PLAN REVIEWER S SIGNATURE _____	<div style="border: 1px solid black; padding: 2px; display: inline-block;"> <p align="center"><b>APPROVED WITH CONDITION(S)</b> ALL INSPECTIONS REQUIRED 48 HOURS NOTICE</p> </div>			<input type="checkbox"/> DISAPPROVED DATE OF APPROVAL _____

APPLICANT MUST PERFORM ALL WORK IN ACCORDANCE WITH CITY OF OAKLAND ORDINANCES, STATE LAWS, AND RULES AND REGULATIONS OF THE CITY OF OAKLAND FIRE SERVICES AGENCY. OWNER OR LICENSED AGENT S SIGNATURE CERTIFIES THE FOLLOWING: I CERTIFY THAT IN THE PERFORMANCE OF THE WORK FOR WHICH THIS INSTALLATION PLAN IS ISSUED, I SHALL NOT EMPLOY ANY PERSON IN SUCH A MANNER AS TO BECOME SUBJECT TO WORKER S COMPENSATION LAWS OF CALIFORNIA. CONTRACTOR S HIRING OR SUBCONTRACTING SIGNATURE CERTIFIES THE FOLLOWING: I CERTIFY THAT IN THE PERFORMANCE OF THE WORK FOR WHICH THIS INSTALLATION PLAN IS ISSUED, I SHALL EMPLOY PERSONS SUBJECT TO WORKER S COMPENSATION LAWS OF CALIFORNIA.

APPLICANT S SIGNATURE \_\_\_\_\_ TITLE: \_\_\_\_\_ DATE: \_\_\_\_\_

INDICATE THE RESPONSIBLE PARTY TO BE BILLED FOR ADDITIONAL FSA/OES STAFF TIME EXPENDED BEYOND THE HOURS COVERED BY THE INITIAL DEPOSIT AMOUNT. THE PARTY MUST ACKNOWLEDGE THIS RESPONSIBILITY FOR THE ADDITIONAL BILLING BY SIGNATURE AND DATE BELOW.

---

NAME Jennifer Patterson, Geomatrix Consultants

MAILING

ADDRESS 2101 Webster Street, 12<sup>th</sup> Floor Oakland, CA 94612  
STREET CITY, STATE, ZIP

DAY PHONE NUMBER 510-663-4167  
area code phone #

SIGNATURE J. Patterson

DATE 4/30/03

CITY OF OAKLAND  
Fire Department  
Fire Prevention Bureau  
Hazardous Materials Program  
250 Frank H. Ogawa Plaza, Ste. 3341  
Oakland, CA 94612-2032

**UNDERGROUND TANK CLOSURE PLAN**

(Complete according to instructions)

- 1) Name of Business Port of Oakland  
Business Owner of Contact Person (PRINT) Michael McMillan
  
- 2) Site Address 209 Brush Street  
City Oakland Zip 94607 Phone NA
  
- 3) Mailing Address 530 Water Street  
City Oakland Zip 94607 Phone 510-627-1406
  
- 4) Property Owner Port of Oakland  
Business Name (if applicable) \_\_\_\_\_  
Address 530 Water Street  
City, State Oakland CA Zip 94607
  
- 5) Generator name under which tank will be manifested  
Port of Oakland
  
- EPA ID Under which tank will be manifested CA 000015571

6) Contractor Foss Environmental Services Company  
Address 1605 Ferry Point  
City Alameda Phone (510) 749-4139  
License Type A, HAZ, HIC, ASB IDS \_\_\_\_\_

Effective January 1, 1992, Business and Professional Code Section 7058.7 require contractors to also hold Hazardous Waste certification issued by the State Contractor License Board

7) Consultant (if applicable) Geomatrix Consultants, Inc.  
Address 2101 Webster St. 12th Floor  
City, State Oakland, CA Phone 510-663-4100

8) Main Contact Person for Investigation (if applicable)  
Name Erin Zavarin Title Staff Engineer  
Company Geomatrix Consultants, Inc.  
Phone (510) 663-4199

9) Number of underground tanks being closed with this plan 2 (Confirmed with owner operator)

10) State Registered Hazardous Waste Transporters/Facilities (see instructions)

**\*\*Underground storage tanks must be handled as hazardous waste \*\***

a) Product/Residual Sludge/Rinsate Transporter Already emptied and cleaned  
Name \_\_\_\_\_ EPA I.D. NO. \_\_\_\_\_  
Hauler License No. \_\_\_\_\_ License Exp. Date \_\_\_\_\_  
Address \_\_\_\_\_  
City \_\_\_\_\_ State \_\_\_\_\_ Zip \_\_\_\_\_

b) Product/Residual Sludge/Rinsate Disposal Site Done  
Name \_\_\_\_\_ EPA ID No. \_\_\_\_\_  
Address \_\_\_\_\_  
City \_\_\_\_\_ State \_\_\_\_\_ Zip \_\_\_\_\_

c) Tank and Piping Transporter

Name Foss Environmental EPA I.D. No. CAR000030114

c) Hauler License No. 114013 License Exp. Date 3/31/04

Address 1605 Ferry Point

City Alameda State CA Zip 94501

d) Tank and Piping Disposal Site

Name ECI EPA I.D. No. CAD009466392

Address 255 Parr Blvd.

City Richmond State CA Zip 94801

11) Sample Collector

Name Erin Zavarin

Company Geometry Consultants, Inc.

Address 2101 Webster Street, 12<sup>th</sup> Floor

City Oakland State CA Zip 94612

Phone 510-663-4199

12) Laboratory

Name Curtis and Tompkins

Address 2323 5<sup>th</sup> Street

City Berkeley State CA Zip 94710

State Certification No. 01107CA

13) Have tanks or pipes leaked in the past Yes  No  Unknown

If yes, describe The tanks ceased operation on April 12, 2002 as a result of failing their annual tank monitoring test. The tanks were emptied of their contents.

14) Describe methods to be used for rendering tank (s): inert:

Tanks have been cleaned already. If necessary, dry ice will be used.

Before tanks are pumped out and inserted, all associated piping must be flushed out into the tanks. All accessible associated piping must then be removed. Inaccessible piping must be permanently plugged.

The Bay Area Air Quality Management District, 415/771-6000 must also be contacted for tank removal permit. The use of a combustible gas indicator to verify tank inertness is required. It is the contractor's responsibility to bring a working combustible gas indicator on-site to verify that the tank is inert. **Note: you may be required to recalibrate the combustible gas indicator on site, to show that it is working properly.**

15) Tank History and Sampling Information \*\*\* (see instructions) \*\*\*

Tank		Material to be sampled (tank contents, soil, groundwater)	Location and Depth of Samples
Capacity	Use History include date last used (estimated)		
10,000	Installed in 1987; upgraded in 1998. Contained unleaded gaso line. Taken out of service on 4/12/02.	Soil	gw = groundwater If gw not present: <u>2</u> samples below tank at least 2 feet in to native soil @ <u>each end of Tk</u> If gw present: One sample at each end of tank from sidewall at soil/gw interface.
		Groundwater	One sample from excavation after it has been purged and allowed to refill
1,000	Installed in 1987; upgraded in 1998. Contained diesel fuel. Taken out of service on 4/12/02	Same as above	Same as above

One soil sample must be collected for every 20 linear feet of piping that is removed. A ground water sample must be collected if any ground water is present in the excavation.

### EXCAVATED/STOCKPILED SOIL

<b>Stockpiled Soil volume (estimated)</b>  <div style="text-align: center; font-size: 1.2em;">150 cubic yards</div>	<b>Sampling Plan</b> One 4-part composite per 50 cubic yards; collected in clean brass tubes, sealed w/ Teflon sheets, plastic end caps, and silicon tape.
---	---

Stockpiled soil must be placed on beamed plastic and must be completely covered by plastic sheeting

Will the excavated soil be returned to the excavation immediately after tank removal?

- yes     
  No     
  unknown

If yes, explain reasoning \_\_\_\_\_

If unknown at this point in time, please be aware that excavated soil may no be returned to the excavation without prior approval from Fire Services Agency, Office of Emergency Services. This means that the contractor, consultant, or responsible party must communicate with the Hazardous Materials Inspector **IN ADVANCE** of backfilling operations.

16. Chemical methods and associated detection limits to be used for analyzing samples:

The Tri-Regional Board recommended minimum verification analyses and practical quantitation reporting limits should be followed.  
See attached Table 2.

17. Submit Site Health and Safety Plan (see Instructions)

Contaminant Sought	EPA or Other Sample Preparation Method Number	EPA or Other Analysis Method Number	Method Detection Limit	
			Soil	Water
TPHg	— silica gel preparation (gw)	EPA 8015 Modified	1.0 ppm	50 ppb
TPHd		EPA 8015 Modified	1.0 ppm	50 ppb
BTEX	—	EPA 8260	.005 ppm	0.5 ppb
MTBE	—	EPA 8260	.005 ppm	0.5 ppb
Pb		CA LUFT-1	0.15 ppm	3 ppb



18. Submit Workers Compensation Certificate copy

Name of Insurer Eagle Pacific Insurance Company / Lumbermen's Mutual Casualty Co.

19. Submit Plot Plan **\*\*\*(Be Instructions)\*\*\***

20. Enclose Permit fee (See Instructions)

21. Report any leaks or contamination to this office within 5 days of discovery.

The written report shall be made on an Underground Storage Tank Unauthorized Leak/Contamination Site Report, (ULR) form.

22. Submit a closure report to this office within 60 days of the tank removal. The report must contain all information listed in item 22 of the instructions.

23. Submit State (Underground storage Tank Permit Application) Forms A and B (one B form for each UST to be removed) (mark box 8 for tank removed in the upper right hand corner)

I declare that to, the best of my knowledge and belief that the statements and information provided above are correct and true.

I understand that information, in addition to that proved above, may be needed in order to obtain approval from the Hazardous Materials Division and that no work is to begin on this project until this plan is approved.

I understand that any changes in design, materials or equipment will void this plan if prior approval is not obtained.

I understand that all work performed during this project will be done in compliance with all applicable OSHA. (Occupational Safety and health Administration) requirements concerning; personnel health and safety. I understand that site and worker safety are solely the responsibility of the property owner or his age and that this responsibility is not shared nor assumed by the City of Oakland.

Once I have received my stamped, accepted closure plan, I will contact the project Hazardous Materials Inspector at least three working days in advance of site-work, to schedule the required inspections.

**CONTRACTOR INFORMATION**

Name of Business Foss Environmental

Name of Individual Brian Eckhoff

Signature [Signature] Date 4-30-03

**PROPERTY OWNER OR MOST RECENT TANK OPERATOR (Circle one)**

Name of Business Port of Oakland

Name of Individual Jeffrey R. Jones

Signature Jeffrey R. Jones Date 4/30/03

**General Instructions**

- Three (3) copies of this plan plus attachments and permit must be submitted to this Department.
- Any cutting into tanks requires Fire Services Agency approval.
- One complete copy of your approved plan must be at the construction site at all times; a copy of your approved plan must also be sent to the landowner.
- State of California Permit Application Forms A and B are to submit to this office One Form A per site, one Form B for each removed tank.

**Line Item Specific Instructions**

**2. SITE ADDRESS**

Address at which closure is taking place.

**5. EPA I.D. NO. - under which the tanks will be manifested**

EPA I.D. numbers may be obtained from the State Department of Toxic Substances Control, 916/324-1781

**6. CONTRACTOR**

Prime contractor for the project.

**10. STATE REGISTERED HAZARDOUS WASTE TRANSPORTERS/FACILITIES**

- a) All residual liquids and sludges are to be removed from tanks before tanks are inerted.
- c) Tanks must be hauled as hazardous waste.
- d) This is the place where tanks will be taken for cleaning.

**15) TANK HISTORY AND SAMPLING INFORMATION**

Use History - This information is essential and must be accurate. Include tank installation date, products stored in the tank, and the date when the tank was last used.

Material to be sampled - e.g. water, oil, sludge, soil, etc.

Location and depth of samples - e.g. beneath the tank a maximum of two feet below the native soil/backfill interface, side wall at the trig } water mark, etc.

**16) CHEMICAL METHODS AND ASSOCIATED DETECTION LIMITS**

See attached Table 2.

**17) SITE HEALTH AND SAFETY PLAN**

A site specific Health and Safety plan must be submitted. We advocate the site health and safety plan include the following items, at a minimum:

- a) The name and responsibilities of the site health and safety officer.
- b) An outline of briefings to be held before work each day to appraise employees of site health and safety hazards;

- c) Identification of health and safety hazards of each work task. Include potential fire, explosion, physical, and chemical hazards;

#### SITE HEALTH AND SAFETY PLAN

- d) For each hazard, identify the action levels (contaminant concentrations in air) or physical conditions;
  - e) Description of the work habit changes triggered by the above action levels or physical conditions;
  - f) Frequency and types of air and personnel monitoring - along with the environmental sampling techniques and instrumentation - to be used to detect the above action levels. Include instrumentation maintenance and calibration methods and frequencies;
  - h) Confined space entry procedures-(if applicable);
  - g) Decontamination procedures;
  - I) Measures to be taken to secure the site, excavation and stockpiled soils during and after work hour (e.g. barricades, caution tape, fencing, trench plates, plastic sheeting, security guard, etc.);
  - j) Spill containment/emergency/contingency plan. Be sure to include emergency phone numbers, the location of the phone nearest the site, and directions to the hospital near the site;
  - k) Documentation that all site workers have received the appropriate ASIA approved training and participate medical surveillance per 29 CFR 1910.120;
- 1) A page for employees to sign acknowledging that they have read and will comply with the site health and safety plan.

The safety plan must be distributed to all employees and contractors working in hazardous waste operations on site. A complete copy of the site health and safety plan along with any standard operating procedures shall be on site and accessible at all times.

Hazardous Waste Operations and Emergency Response; Final Rule, March 6, 1989; Safety plans of certain underground tank sites may need to meet the complete requirements of this Rule.

#### 19) PLOT PLAN

The plan should consist of a scaled view of the facility at which the tank(s) are located and should include the following information:

- a) Scale;
- b) North Arrow;
- c) Property Lines;
- d) Location of all structures;
- e) Location of all relevant existing equipment including tanks and piping to be removed and dispensers;
- f) Streets;
- g) Underground conduits, sewers water lines utilities;
- h) Existing wells; drinking monitoring, etc;
- I) Depth to ground water; and
- j) All existing tank(s) and piping in addition to the tank(s) being removed.

#### 20) PERMIT FEE

A check payable to the City of Oakland for the amount indicated must accompany the plans.

- 21) Blank unauthorized Leak/Contamination Site Report forms may be obtained in limited quantities from this office or from the San Francisco Regional Water Quality Control Board (510) 286-1255. Larger quantities may be directly from the State Water Resources Control Board at (916) 739-2421.

22) TANK CLOSURE REPORT

The Tank Closure reports: General description of the closure activities, indicate;

- a) Description of tank, fittings and piping conditions. Size and former contents; note any corrosion, pitting, holes;
- b) Description of the excavation itself. Include tank and excavation depth, a log of the stratigraphic units encountered within the excavation, a description of root holes or other potential pathways the depth to any observed ground water, locations of stained or odor-bearing oil, and descriptions of any observed free product or sheen;
- c) Detailed description of sampling methods., i.e. - backhoe bucket, drive sampler, bailer, bottles (s), sleeves;
- d) Description of any remedial measures conducted at the time of tank removal;
- e) To-scale figures showing the excavation size and depth, nearby buildings, sample locations and depths, and tank and piping locations include a copy of the plot plan prepared for the Tank Closure-plan under item #19;
- f) Chain of custody records;
- g) Copies of signed laboratory reports;
- h) Copies of TSDf to Generator Manifests for all hazardous wastes hauled offsite (sludge, Rinsate, tanks and piping, contaminated soil, etc), and
- i) Documentation of the disposal of/and volume and final destination all non-manifested contaminated soil disposed offsite.

**FIRE PREVENTION BUREAU**

**Tank Installation/Removal Processing**

All Tank installation/removal plans and applications will be accepted in the Fire Prevention Bureau. Please provide verification/copy of your City Business License Permit (238-3704). An application to Install, Repair or Remove and the following are required for complete submittal:

Permit Type	Closure Plans	U.G. Tank Install/Modify Plans App	Plans (2sets)	Specs	Letter to PM	Plot Plan	Forms A, B	Forms A,B,C	App For Permit to Operate, Maintain or Store
Underground Tank Removal	X					X	X		
Abandon/Close In Place	X					X	X		
Aboveground Tank Removal*			X	X					
Underground Tank Installation/Modification		X	X	X				X	X
Aboveground Tank Installation			X	X					X
Residential (home heating)	X					X			
Capping Vent Piping work				X	X	X			
Underground piping	X		X						
Residential (close in place)					X	X			

\*Planning & Building Approval required for any Zoning issues or when routing piping into buildings. When sidewalk disturbance occurs you must provide us with a copy/verification of your excavation permit.

Residential home heating oil tanks under 1100 gal. are exempt from State requirements (Form A & B not required), closure plans are required. Residential closure in place MUST accompany a letter to the attention of the Fire Marshal, Jerry E. Blueford describing why, and how the closure will be done. In addition, a plot plan should be included with the application.

**Permit Fees: varies**

Once the application and plans have been reviewed, you will receive your permit, by mail, within 1 to 5 days. You must schedule in advance when you are prepared to do the work. Please call our office at least 48 hours in advance: (510)238-3851. Be prepared to give us your Permit number, indicated in the upper right corner of your permit. We will try to accommodate your request.

## Tank Permit Fees

Type of Request	Permit Processing/Plan Check Fee	Inspection Fee	Total
Aboveground/Underground Removal (1 tank)	\$350.00	\$190.00	\$540.00*
Aboveground Installation (1 tank)	\$350.00	\$380.00	\$730.00*
Closure In Place (underground)(1 tank)	\$350.00	\$190.00	\$540.00*
Dispenser Replacement or Modifications of Aboveground Tanks	\$350.00	\$190.00	\$540.00
Capping a Vent (underground tank)	\$100.00	\$ 50.00	\$150.00
Alter & Repair Monitoring System; Overfill containment installation (aboveground/underground tanks)	\$100.00	\$ 50.00	\$150.00
Modify, Remove, Repair and Replace Piping, Dispensers, Sumps of Underground Tanks	\$350.00	\$190.00	\$540.00*

Underground Tank Installation Fees				
# of Tanks	Annual Fee	Permit Processing/Plan Check Fee	Inspection Fee	Total Payment
1	\$210	\$ 350	\$380	\$ 940
2	\$312	\$ 450	\$380	\$1142
3	\$415	\$ 550	\$380	\$1345
4	\$521	\$ 650	\$380	\$1551
5	\$603	\$ 750	\$380	\$1733
6	\$717	\$ 850	\$380	\$1947
7	\$811	\$ 950	\$380	\$2141

**Note:**

\*\$110.00 for each additional tank

- A separate permit will be issued for tank Removal, Installation etc.
- After hour inspections require additional fees at a rate of \$95.00 an hour

UNIFIED PROGRAM CONSOLIDATED FORM

TANKS

UNDERGROUND STORAGE TANKS - FACILITY

(one page per site) Page 1 of 5

TYPE OF ACTION  1. NEW SITE PERMIT  3. RENEWAL PERMIT  5. CHANGE OF INFORMATION  7. PERMANENTLY CLOSED SITE  
 (Check one item only)  4. AMENDED PERMIT specify change local use only \_\_\_\_\_  8. TANK REMOVED  
 6. TEMPORARY SITE CLOSURE

400

I. FACILITY / SITE INFORMATION

BUSINESS NAME (Same as FACILITY NAME or DBA - Doing Business As) Harbor Facilities FACILITY ID# \_\_\_\_\_

NEAREST CROSS STREET Brush St + 2nd Street FACILITY OWNER TYPE  4. LOCAL AGENCY/DISTRICT\*  
 1. CORPORATION  5. COUNTY AGENCY\*  
 BUSINESS TYPE  1. GAS STATION  3. FARM  5. COMMERCIAL  2. INDIVIDUAL  6. STATE AGENCY\*  
 2. DISTRIBUTOR  4. PROCESSOR  6. OTHER  3. PARTNERSHIP  7. FEDERAL AGENCY\* 402

TOTAL NUMBER OF TANKS REMAINING AT SITE 0 Is facility on Indian Reservation or trustlands?  Yes  No 405  
 \*If owner of UST is a public agency: name of supervisor of division, section or office which operates the UST (This is the contact person for the tank records.)  
Jeffrey R. Jones 406

II. PROPERTY OWNER INFORMATION

PROPERTY OWNER NAME Port of Oakland PHONE 510-627-1406  
 MAILING OR STREET ADDRESS 530 Water Street  
 CITY Oakland STATE CA ZIP CODE 94607  
 PROPERTY OWNER TYPE  1. CORPORATION  2. INDIVIDUAL  4. LOCAL AGENCY / DISTRICT  6. STATE AGENCY  
 3. PARTNERSHIP  5. COUNTY AGENCY  7. FEDERAL AGENCY 413

III. TANK OWNER INFORMATION

TANK OWNER NAME Port of Oakland PHONE 510-627-1406  
 MAILING OR STREET ADDRESS 530 Water Street  
 CITY Oakland STATE CA ZIP CODE 94607  
 TANK OWNER TYPE  1. CORPORATION  2. INDIVIDUAL  4. LOCAL AGENCY / DISTRICT  6. STATE AGENCY  
 3. PARTNERSHIP  5. COUNTY AGENCY  7. FEDERAL AGENCY 420

IV. BOARD OF EQUALIZATION UST STORAGE FEE ACCOUNT NUMBER

TY (TK) HQ 44-000568 Call (916) 322-9669 if questions arise 421

V. PETROLEUM UST FINANCIAL RESPONSIBILITY

INDICATE METHOD(S)  1. SELF-INSURED  4. SURETY BOND  7. STATE FUND  10. LOCAL GOVT MECHANISM  
 2. GUARANTEE  5. LETTER OF CREDIT  8. STATE FUND & CFO LETTER  99. OTHER:  
 3. INSURANCE  6. EXEMPTION  9. STATE FUND & CD 422

VI. LEGAL NOTIFICATION AND MAILING ADDRESS

Check one box to indicate which address should be used for legal notifications and mailing. Legal notifications and mailings will be sent to the tank owner unless box 1 or 2 is checked.  1. FACILITY  2. PROPERTY OWNER  3. TANK OWNER 423

VII. APPLICANT SIGNATURE

Certification - I certify that the information provided herein is true and accurate to the best of my knowledge.

SIGNATURE OF APPLICANT Jennifer Patterson DATE 4/30/03 PHONE 510-663-4167  
 NAME OF APPLICANT (print) Jennifer Patterson (Geometric Consultants) TITLE OF APPLICANT Senior Engineer  
 STATE UST FACILITY NUMBER (For local use only) \_\_\_\_\_ 1998 UPGRADE CERTIFICATE NUMBER (For local use only) \_\_\_\_\_

**UNIFIED PROGRAM CONSOLIDATED FORM**

**UNDERGROUND STORAGE TANKS - TANK PAGE 1**

**TANKS**

(two pages per tank)

Page 2 of 5

TYPE OF ACTION  1 NEW SITE PERMIT  4 AMENDED PERMIT  5 CHANGE OF INFORMATION  6 TEMPORARY SITE CLOSURE  
 (Check one item only)  3 RENEWAL PERMIT (Specify reason - for local use only)  7 PERMANENTLY CLOSED ON SITE  8 TANK REMOVED 430

BUSINESS NAME (Same as FACILITY NAME or DBA - Doing Business As) Harbor Facilities 3 FACILITY ID: 

--	--	--	--	--	--	--	--	--	--	--	--	--	--	--	--	--	--	--

LOCATION WITHIN SITE (Optional) \_\_\_\_\_ 431

**I. TANK DESCRIPTION (A scaled plot plan with the location of the UST system including buildings and landmarks shall be submitted to the local agency.)**

TANK ID # EF16 432 TANK MANUFACTURER Joor 433 COMPARTMENTALIZED TANK  Yes  No 434  
 (If "Yes", complete one page for each compartment.)

DATE INSTALLED (YEAR/MO) 1987 435 TANK CAPACITY IN GALLONS 1,000 436 NUMBER OF COMPARTMENTS 1 437

ADDITIONAL DESCRIPTION (For local use only) \_\_\_\_\_ 438

**II. TANK CONTENTS**

TANK USE 439 PETROLEUM TYPE \_\_\_\_\_ 440

1. MOTOR VEHICLE FUEL (If marked complete Petroleum Type)  1a. REGULAR UNLEADED  2. LEADED  5. JET FUEL  
 2. NON-FUEL PETROLEUM  1b. PREMIUM UNLEADED  3. DIESEL  6. AVIATION FUEL  
 3. CHEMICAL PRODUCT  1c. MIDGRADE UNLEADED  4. GASOHOL  99. OTHER  
 4. HAZARDOUS WASTE (Includes Used Oil)  
 95. UNKNOWN

COMMON NAME (from Hazardous Materials Inventory page) 441 CAS# (from Hazardous Materials Inventory page) 442

**III. TANK CONSTRUCTION**

TYPE OF TANK  1. SINGLE WALL  3. SINGLE WALL WITH EXTERIOR MEMBRANE LINER  5. SINGLE WALL WITH INTERNAL BLADDER SYSTEM  95. UNKNOWN 443  
 2. DOUBLE WALL  4. SINGLE WALL IN VAULT  99. OTHER

TANK MATERIAL - primary tank (Check one item only)  1. BARE STEEL  3. FIBERGLASS / PLASTIC  5. CONCRETE  95. UNKNOWN 444  
 2. STAINLESS STEEL  4. STEEL CLAD W/FIBERGLASS REINFORCED PLASTIC (FRP)  8. FRP COMPITBLE W/100% METHANOL  99. OTHER

TANK MATERIAL - secondary tank (Check one item only)  1. BARE STEEL  3. FIBERGLASS / PLASTIC  5. CONCRETE  95. UNKNOWN 445  
 2. STAINLESS STEEL  4. STEEL CLAD W/FIBERGLASS REINFORCED PLASTIC (FRP)  8. FRP COMPITBLE W/100% METHANOL  99. OTHER  
 10. COATED STEEL

TANK INTERIOR LINING  1. RUBBER LINED  3. EPOXY LINING  5. GLASS LINING  95. UNKNOWN 446 DATE INSTALLED \_\_\_\_\_ 447

OR COATING (Check one item only)  2 ALKYD LINING  4 PHENOLIC LINING  6 UNLINED  99 OTHER (For local use only)

OTHER CORROSION PROTECTION IF APPLICABLE PROTECTION (Check one item only)  1 MANUFACTURED CATHODIC  3 FIBERGLASS REINFORCED PLASTIC  95 UNKNOWN 448 DATE INSTALLED \_\_\_\_\_ 449  
 2 SACRIFICIAL ANODE  4 IMPRESSED CURRENT  99 OTHER (For local use only)

SPILL AND OVERFILL (Check all that apply) YEAR INSTALLED 1998 450 TYPE (local use only) 451 OVERFILL PROTECTION EQUIPMENT: YEAR INSTALLED 1998 452

1 SPILL CONTAINMENT  1 ALARM  3 FILL TUBE SHUT OFF VALVE  
 2 DROP TUBE  2 BALL FLOAT  4 EXEMPT  
 3 STRIKER PLATE Auto shutoff

**IV. TANK LEAK DETECTION (A description of the monitoring program shall be submitted to the local agency.)**

IF SINGLE WALL TANK (Check all that apply) 453 IF DOUBLE WALL TANK OR TANK WITH BLADDER (Check one item only) 454

1 VISUAL (EXPOSED PORTION ONLY)  5 MANUAL TANK GAUGING (MTG)  1 VISUAL (SINGLE WALL IN VAULT ONLY)  
 2 AUTOMATIC TANK GAUGING (ATG)  6 VADOSE ZONE  2 CONTINUOUS INTERSTITIAL MONITORING  
 3 CONTINUOUS ATG  7 GROUNDWATER  3 MANUAL MONITORING  
 4 STATISTICAL INVENTORY RECONCILIATION (SIR) BIENNIAL TANK TESTING  8 TANK TESTING  
 99 OTHER

**IV. TANK CLOSURE INFORMATION / PERMANENT CLOSURE IN PLACE**

ESTIMATED DATE LAST USED (YR/MO/DAY) 455 ESTIMATED QUANTITY OF SUBSTANCE REMAINING \_\_\_\_\_ gallons 456 TANK FILLED WITH INERT MATERIAL? 457  
 Yes  No



UNIFIED PROGRAM CONSOLIDATED FORM

TANKS

UNDERGROUND STORAGE TANKS - TANK PAGE 2

VI. PIPING CONSTRUCTION (Check all that apply)

Page 3 of 5

UNDERGROUND PIPING		ABOVEGROUND PIPING	
SYSTEM TYPE <input type="checkbox"/> 1. PRESSURE <input checked="" type="checkbox"/> 2. SUCTION <input type="checkbox"/> 3. GRAVITY	458	<input type="checkbox"/> 1. PRESSURE <input type="checkbox"/> 2. SUCTION <input type="checkbox"/> 3. GRAVITY	459
CONSTRUCTION <input type="checkbox"/> 1. SINGLE WALL <input type="checkbox"/> 3. LINED TRENCH <input type="checkbox"/> 99. OTHER	460	<input type="checkbox"/> 1. SINGLE WALL <input type="checkbox"/> 95. UNKNOWN	462
MANUFACTURER <input checked="" type="checkbox"/> 2. DOUBLE WALL <input type="checkbox"/> 95. UNKNOWN		<input type="checkbox"/> 2. DOUBLE WALL <input type="checkbox"/> 99. OTHER	
MANUFACTURER	461	MANUFACTURER	463
<input type="checkbox"/> 1. BARE STEEL <input type="checkbox"/> 6. FRP COMPATIBLE w/100% METHANOL <input type="checkbox"/> 1. BARE STEEL <input type="checkbox"/> 6. FRP COMPATIBLE w/100% METHANOL		<input type="checkbox"/> 1. BARE STEEL <input type="checkbox"/> 6. FRP COMPATIBLE w/100% METHANOL	
<input type="checkbox"/> 2. STAINLESS STEEL <input type="checkbox"/> 7. GALVANIZED STEEL <input type="checkbox"/> Unknown <input type="checkbox"/> 2. STAINLESS STEEL <input type="checkbox"/> 7. GALVANIZED STEEL		<input type="checkbox"/> 2. STAINLESS STEEL <input type="checkbox"/> 7. GALVANIZED STEEL	
<input type="checkbox"/> 3. PLASTIC COMPATIBLE W/ CONTENTS <input type="checkbox"/> 99. Other <input type="checkbox"/> 3. PLASTIC COMPATIBLE W/ CONTENTS <input type="checkbox"/> 8. FLEXIBLE (HDPE) <input type="checkbox"/> 99. OTHER		<input type="checkbox"/> 3. PLASTIC COMPATIBLE W/ CONTENTS <input type="checkbox"/> 8. FLEXIBLE (HDPE) <input type="checkbox"/> 99. OTHER	
<input checked="" type="checkbox"/> 4. FIBERGLASS <input type="checkbox"/> 8. FLEXIBLE (HDPE)		<input type="checkbox"/> 4. FIBERGLASS <input type="checkbox"/> 9. CATHODIC PROTECTION	
<input type="checkbox"/> 5. STEEL W/COATING <input type="checkbox"/> 9. CATHODIC PROTECTION	464	<input type="checkbox"/> 5. STEEL W/COATING <input type="checkbox"/> 95. UNKNOWN	465

VII. PIPING LEAK DETECTION (Check all that apply) (A description of the monitoring program shall be submitted to the local agency.)

UNDERGROUND PIPING	ABOVEGROUND PIPING
<b>SINGLE WALL PIPING</b> 466	<b>SINGLE WALL PIPING</b> 467
<p>PRESSURIZED PIPING (Check all that apply):</p> <p><input type="checkbox"/> 1. ELECTRONIC LINE LEAK DETECTOR 3.0 GPH TEST WITH AUTO PUMP SHUT OFF FOR LEAK, SYSTEM FAILURE, AND SYSTEM DISCONNECTION + AUDIBLE AND VISUAL ALARMS.</p> <p><input type="checkbox"/> 2. MONTHLY 0.2 GPH TEST</p> <p><input type="checkbox"/> 3. ANNUAL INTEGRITY TEST (0.1GPH)</p> <p>CONVENTIONAL SUCTION SYSTEMS</p> <p><input type="checkbox"/> 5. DAILY VISUAL MONITORING OF PUMPING SYSTEM + TRIENNIAL PIPING INTEGRITY TEST (0.1 GPH)</p> <p>SAFE SUCTION SYSTEMS (NO VALVES IN BELOW GROUND PIPING):</p> <p><input type="checkbox"/> 7. SELF MONITORING</p> <p>GRAVITY FLOW</p> <p><input type="checkbox"/> 9. BIENNIAL INTEGRITY TEST (0.1 GPH)</p>	<p>PRESSURIZED PIPING (Check all that apply):</p> <p><input type="checkbox"/> 1. ELECTRONIC LINE LEAK DETECTOR 3.0 GPH TEST WITH AUTO PUMP SHUT OFF FOR LEAK, SYSTEM FAILURE, AND SYSTEM DISCONNECTION + AUDIBLE AND VISUAL ALARMS.</p> <p><input type="checkbox"/> 2. MONTHLY 0.2 GPH TEST</p> <p><input type="checkbox"/> 3. ANNUAL INTEGRITY TEST (0.1GPH)</p> <p><input type="checkbox"/> 4. DAILY VISUAL CHECK</p> <p>CONVENTIONAL SUCTION SYSTEMS (Check all that apply)</p> <p><input type="checkbox"/> 5. DAILY VISUAL MONITORING OF PIPING AND PUMPING SYSTEM</p> <p><input type="checkbox"/> 6. TRIENNIAL INTEGRITY TEST (0.1 GPH)</p> <p>SAFE SUCTION SYSTEMS (NO VALVES IN BELOW GROUND PIPING):</p> <p><input type="checkbox"/> 7. SELF MONITORING</p> <p>GRAVITY FLOW (Check all that apply):</p> <p><input type="checkbox"/> 8. DAILY VISUAL MONITORING</p> <p><input type="checkbox"/> 9. BIENNIAL INTEGRITY TEST (0.1 GPH)</p>
<b>SECONDARILY CONTAINED PIPING</b>	<b>SECONDARILY CONTAINED PIPING</b>
<p>PRESSURIZED PIPING (Check all that apply):</p> <p>10. CONTINUOUS TURBINE SUMP SENSOR WITH AUDIBLE AND VISUAL ALARMS AND (Check one)</p> <p><input type="checkbox"/> a. AUTO PUMP SHUT OFF WHEN A LEAK OCCURS</p> <p><input type="checkbox"/> b. AUTO PUMP SHUT OFF FOR LEAKS, SYSTEM FAILURE AND SYSTEM DISCONNECTION</p> <p><input type="checkbox"/> c. NO AUTO PUMP SHUT OFF</p> <p><input type="checkbox"/> 11. AUTOMATIC LINE LEAK DETECTOR (3.0 GPH TEST) WITH FLOW SHUT OFF OR RESTRICTION</p> <p><input type="checkbox"/> 12. ANNUAL INTEGRITY TEST (0.1 GPH)</p> <p>SUCTION/GRAVITY SYSTEM</p> <p><input checked="" type="checkbox"/> 13. CONTINUOUS SUMP SENSOR + AUDIBLE AND VISUAL ALARMS</p> <p>EMERGENCY GENERATORS ONLY (Check all that apply)</p> <p><input type="checkbox"/> 14. CONTINUOUS SUMP SENSOR WITHOUT AUTO PUMP SHUT OFF + AUDIBLE AND VISUAL ALARMS</p> <p><input type="checkbox"/> 15. AUTOMATIC LINE LEAK DETECTOR (3.0 GPH TEST) WITHOUT FLOW SHUT OFF OR RESTRICTION</p> <p><input type="checkbox"/> 16. ANNUAL INTEGRITY TEST (0.1 GPH)</p> <p><input type="checkbox"/> 17. DAILY VISUAL CHECK</p>	<p>PRESSURIZED PIPING (Check all that apply):</p> <p>10. CONTINUOUS TURBINE SUMP SENSOR WITH AUDIBLE AND VISUAL ALARMS AND (Check one)</p> <p><input type="checkbox"/> a. AUTO PUMP SHUT OFF WHEN A LEAK OCCURS</p> <p><input type="checkbox"/> b. AUTO PUMP SHUT OFF FOR LEAKS, SYSTEM FAILURE AND SYSTEM DISCONNECTION</p> <p><input type="checkbox"/> c. NO AUTO PUMP SHUT OFF</p> <p><input type="checkbox"/> 11. AUTOMATIC LEAK DETECTOR</p> <p><input type="checkbox"/> 12. ANNUAL INTEGRITY TEST (0.1 GPH)</p> <p>SUCTION/GRAVITY SYSTEM</p> <p><input type="checkbox"/> 13. CONTINUOUS SUMP SENSOR + AUDIBLE AND VISUAL ALARMS</p> <p>EMERGENCY GENERATORS ONLY (Check all that apply)</p> <p><input type="checkbox"/> 14. CONTINUOUS SUMP SENSOR WITHOUT AUTO PUMP SHUT OFF + AUDIBLE AND VISUAL ALARMS</p> <p><input type="checkbox"/> 15. AUTOMATIC LINE LEAK DETECTOR (3.0 GPH TEST)</p> <p><input type="checkbox"/> 16. ANNUAL INTEGRITY TEST (0.1 GPH)</p> <p><input type="checkbox"/> 17. DAILY VISUAL CHECK</p>

VIII. DISPENSER CONTAINMENT

DISPENSER CONTAINMENT	<input type="checkbox"/> 1. FLOAT MECHANISM THAT SHUTS OFF SHEAR VALVE	<input type="checkbox"/> 4. DAILY VISUAL CHECK
DATE INSTALLED 468	<input type="checkbox"/> 2. CONTINUOUS DISPENSER PAN SENSOR + AUDIBLE AND VISUAL ALARMS	<input type="checkbox"/> 5. TRENCH LINER / MONITORING
	<input type="checkbox"/> 3. CONTINUOUS DISPENSER PAN SENSOR WITH AUTO SHUT OFF FOR DISPENSER + AUDIBLE AND VISUAL ALARMS	<input type="checkbox"/> 6. NONE <i>Unknown</i>

IX. OWNER/OPERATOR SIGNATURE

I certify that the information provided herein is true and accurate to the best of my knowledge.

SIGNATURE OF OWNER/OPERATOR <i>Jeffrey R. Jones</i>	DATE 4/30/03	470
NAME OF OWNER/OPERATOR (print) Jeffrey R. Jones	TITLE OF OWNER/OPERATOR Environmental Compliance Supervisor	472
Permit Number (For local use only) 473	Permit Approved (For local use only) 474	Permit Expiration Date (For local use only) 475

UNIFIED PROGRAM CONSOLIDATED FORM

UNDERGROUND STORAGE TANKS - TANK PAGE 1

TANKS

(two pages per tank)

Page 4 of 5

TYPE OF ACTION  1 NEW SITE PERMIT  4 AMENDED PERMIT  5 CHANGE OF INFORMATION  6 TEMPORARY SITE CLOSURE  
 (Check one item only)  3 RENEWAL PERMIT (Specify reason - for local use only)  7 PERMANENTLY CLOSED ON SITE  8 TANK REMOVED

BUSINESS NAME (Same as FACILITY NAME or DBA - Doing Business As) Harbor Facilities 3 FACILITY ID: 430  
 LOCATION WITHIN SITE (Optional) 431

I. TANK DESCRIPTION (A scaled plot plan with the location of the UST system including buildings and landmarks shall be submitted to the local agency.)

TANK ID # EF15 432 TANK MANUFACTURER Joor 433 COMPARTMENTALIZED TANK  Yes  No 434  
 DATE INSTALLED (YEAR/MO) 1987 435 TANK CAPACITY IN GALLONS 10,000 436 NUMBER OF COMPARTMENTS 1 437  
 ADDITIONAL DESCRIPTION (For local use only) 438

II. TANK CONTENTS

TANK USE 439 PETROLEUM TYPE 440  
 1. MOTOR VEHICLE FUEL (If marked complete Petroleum Type)  1a. REGULAR UNLEADED  2. LEADED  5. JET FUEL  
 2. NON-FUEL PETROLEUM  1b. PREMIUM UNLEADED  3. DIESEL  6. AVIATION FUEL  
 3. CHEMICAL PRODUCT  1c. MIDGRADE UNLEADED  4. GASOHOL  99. OTHER  
 4. HAZARDOUS WASTE (Includes Used Oil)  
 95. UNKNOWN  
 COMMON NAME (from Hazardous Materials Inventory page) 441 CAS# (from Hazardous Materials Inventory page) 442

III. TANK CONSTRUCTION

TYPE OF TANK (Check one item only)  1. SINGLE WALL  3. SINGLE WALL WITH EXTERIOR MEMBRANE LINER  5. SINGLE WALL WITH INTERNAL BLADDER SYSTEM  95. UNKNOWN 443  
 2. DOUBLE WALL  4. SINGLE WALL IN VAULT  99. OTHER  
 TANK MATERIAL - primary tank (Check one item only)  1. BARE STEEL  3. FIBERGLASS / PLASTIC  5. CONCRETE  95. UNKNOWN 444  
 2. STAINLESS STEEL  4. STEEL CLAD W/FIBERGLASS REINFORCED PLASTIC (FRP)  8. FRP COMPATIBLE W/100% METHANOL  99. OTHER  
 TANK MATERIAL - secondary tank (Check one item only)  1. BARE STEEL  3. FIBERGLASS / PLASTIC  5. CONCRETE  95. UNKNOWN 445  
 2. STAINLESS STEEL  4. STEEL CLAD W/FIBERGLASS REINFORCED PLASTIC (FRP)  8. FRP COMPATIBLE W/100% METHANOL  99. OTHER  
 10. COATED STEEL  
 TANK INTERIOR LINING OR COATING (Check one item only)  1. RUBBER LINED  3. EPOXY LINING  5. GLASS LINING  95. UNKNOWN 446 DATE INSTALLED 447  
 2. ALKYD LINING  4. PHENOLIC LINING  6. UNLINED  99. OTHER

OTHER CORROSION PROTECTION (Check one item only)  1 MANUFACTURED CATHODIC PROTECTION  3 FIBERGLASS REINFORCED PLASTIC  95 UNKNOWN 448 DATE INSTALLED 449  
 2 SACRIFICIAL ANODE  4 IMPRESSED CURRENT  99 OTHER

SPILL AND OVERFILL (Check all that apply) YEAR INSTALLED 1998 450 TYPE (local use only) 451 OVERFILL PROTECTION EQUIPMENT: YEAR INSTALLED 1998 452  
 1 SPILL CONTAINMENT  1 ALARM  3 FILL TUBE SHUT OFF VALVE  
 2 DROP TUBE  2 BALL FLOAT  4 EXEMPT  
 3 STRIKER PLATE *Auto Shut-off*

IV. TANK LEAK DETECTION (A description of the monitoring program shall be submitted to the local agency.)

IF SINGLE WALL TANK (Check all that apply) 453 IF DOUBLE WALL TANK OR TANK WITH BLADDER (Check one item only) 454  
 1 VISUAL (EXPOSED PORTION ONLY)  5 MANUAL TANK GAUGING (MTG)  1 VISUAL (SINGLE WALL IN VAULT ONLY)  
 2 AUTOMATIC TANK GAUGING (ATG)  6 VADOSE ZONE  2 CONTINUOUS INTERSTITIAL MONITORING  
 3 CONTINUOUS ATG  7 GROUNDWATER  3 MANUAL MONITORING  
 4 STATISTICAL INVENTORY RECONCILIATION (SIR) BIENNIAL TANK TESTING  8 TANK TESTING  99 OTHER

IV. TANK CLOSURE INFORMATION / PERMANENT CLOSURE IN PLACE

ESTIMATED DATE LAST USED (YR/MO/DAY) 455 ESTIMATED QUANTITY OF SUBSTANCE REMAINING 456 TANK FILLED WITH INERT MATERIAL? 457  
 gallons  Yes  No

**UNIFIED PROGRAM CONSOLIDATED FORM**

TANKS

**UNDERGROUND STORAGE TANKS – TANK PAGE 2**

**VI. PIPING CONSTRUCTION (Check all that apply)**

Page 2 of 5

UNDERGROUND PIPING				ABOVEGROUND PIPING				
SYSTEM TYPE	<input type="checkbox"/> 1. PRESSURE	<input checked="" type="checkbox"/> 2. SUCTION	<input type="checkbox"/> 3. GRAVITY	458	<input type="checkbox"/> 1. PRESSURE	<input type="checkbox"/> 2. SUCTION	<input type="checkbox"/> 3. GRAVITY	459
CONSTRUCTION	<input type="checkbox"/> 1. SINGLE WALL	<input type="checkbox"/> 3. LINED TRENCH	<input type="checkbox"/> 99. OTHER	460	<input type="checkbox"/> 1. SINGLE WALL	<input type="checkbox"/> 95. UNKNOWN		462
MANUFACTURER	<input checked="" type="checkbox"/> 2. DOUBLE WALL	<input type="checkbox"/> 95. UNKNOWN		461	<input type="checkbox"/> 2. DOUBLE WALL	<input type="checkbox"/> 99. OTHER		463
MANUFACTURER					MANUFACTURER			
<input type="checkbox"/> 1. BARE STEEL	<input type="checkbox"/> 6. FRP COMPATIBLE w/100% METHANOL	<input type="checkbox"/> 1. BARE STEEL			<input type="checkbox"/> 6. FRP COMPATIBLE w/100% METHANOL			
<input type="checkbox"/> 2. STAINLESS STEEL	<input type="checkbox"/> 7. GALVANIZED STEEL	<input type="checkbox"/> 2. STAINLESS STEEL			<input type="checkbox"/> 7. GALVANIZED STEEL			
<input type="checkbox"/> 3. PLASTIC COMPATIBLE W/ CONTENTS	<input type="checkbox"/> Unknown	<input type="checkbox"/> 3. PLASTIC COMPATIBLE W/ CONTENTS			<input type="checkbox"/> 8. FLEXIBLE (HDPE) <input type="checkbox"/> 99. OTHER			
<input checked="" type="checkbox"/> 4. FIBERGLASS	<input type="checkbox"/> 8. FLEXIBLE (HDPE)	<input type="checkbox"/> 4. FIBERGLASS			<input type="checkbox"/> 9. CATHODIC PROTECTION			
<input type="checkbox"/> 5. STEEL W/COATING	<input type="checkbox"/> 9. CATHODIC PROTECTION	<input type="checkbox"/> 5. STEEL W/COATING		464	<input type="checkbox"/> 95. UNKNOWN			

**VII. PIPING LEAK DETECTION (Check all that apply) (A description of the monitoring program shall be submitted to the local agency.)**

UNDERGROUND PIPING	ABOVEGROUND PIPING
<p align="center"><b>SINGLE WALL PIPING</b> 466</p> <p>PRESSURIZED PIPING (Check all that apply):</p> <p><input type="checkbox"/> 1. ELECTRONIC LINE LEAK DETECTOR 3.0 GPH TEST WITH AUTO PUMP SHUT OFF FOR LEAK, SYSTEM FAILURE, AND SYSTEM DISCONNECTION + AUDIBLE AND VISUAL ALARMS.</p> <p><input type="checkbox"/> 2. MONTHLY 0.2 GPH TEST</p> <p><input type="checkbox"/> 3. ANNUAL INTEGRITY TEST (0.1 GPH)</p> <p>CONVENTIONAL SUCTION SYSTEMS</p> <p><input checked="" type="checkbox"/> 5. DAILY VISUAL MONITORING OF PUMPING SYSTEM + TRIENNIAL PIPING INTEGRITY TEST (0.1 GPH)</p> <p>SAFE SUCTION SYSTEMS (NO VALVES IN BELOW GROUND PIPING):</p> <p><input type="checkbox"/> 7. SELF MONITORING</p> <p>GRAVITY FLOW</p> <p><input type="checkbox"/> 9. BIENNIAL INTEGRITY TEST (0.1 GPH)</p> <p align="center"><b>SECONDARILY CONTAINED PIPING</b></p> <p>PRESSURIZED PIPING (Check all that apply):</p> <p>10. CONTINUOUS TURBINE SUMP SENSOR WITH AUDIBLE AND VISUAL ALARMS AND (Check one)</p> <p><input type="checkbox"/> a. AUTO PUMP SHUT OFF WHEN A LEAK OCCURS</p> <p><input type="checkbox"/> b. AUTO PUMP SHUT OFF FOR LEAKS, SYSTEM FAILURE AND SYSTEM DISCONNECTION</p> <p><input type="checkbox"/> c. NO AUTO PUMP SHUT OFF</p> <p><input type="checkbox"/> 11. AUTOMATIC LINE LEAK DETECTOR (3.0 GPH TEST) WITH FLOW SHUT OFF OR RESTRICTION</p> <p><input type="checkbox"/> 12. ANNUAL INTEGRITY TEST (0.1 GPH)</p> <p>SUCTION/GRAVITY SYSTEM</p> <p><input checked="" type="checkbox"/> 13. CONTINUOUS SUMP SENSOR + AUDIBLE AND VISUAL ALARMS</p> <p align="center"><b>EMERGENCY GENERATORS ONLY (Check all that apply)</b></p> <p><input type="checkbox"/> 14. CONTINUOUS SUMP SENSOR WITHOUT AUTO PUMP SHUT OFF + AUDIBLE AND VISUAL ALARMS</p> <p><input type="checkbox"/> 15. AUTOMATIC LINE LEAK DETECTOR (3.0 GPH TEST) WITHOUT FLOW SHUT OFF OR RESTRICTION</p> <p><input type="checkbox"/> 16. ANNUAL INTEGRITY TEST (0.1 GPH)</p> <p><input type="checkbox"/> 17. DAILY VISUAL CHECK</p>	<p align="center"><b>SINGLE WALL PIPING</b> 467</p> <p>PRESSURIZED PIPING (Check all that apply):</p> <p><input type="checkbox"/> 1. ELECTRONIC LINE LEAK DETECTOR 3.0 GPH TEST WITH AUTO PUMP SHUT OFF FOR LEAK, SYSTEM FAILURE, AND SYSTEM DISCONNECTION + AUDIBLE AND VISUAL ALARMS.</p> <p><input type="checkbox"/> 2. MONTHLY 0.2 GPH TEST</p> <p><input type="checkbox"/> 3. ANNUAL INTEGRITY TEST (0.1 GPH)</p> <p><input type="checkbox"/> 4. DAILY VISUAL CHECK</p> <p>CONVENTIONAL SUCTION SYSTEMS (Check all that apply)</p> <p><input type="checkbox"/> 5. DAILY VISUAL MONITORING OF PIPING AND PUMPING SYSTEM</p> <p><input type="checkbox"/> 6. TRIENNIAL INTEGRITY TEST (0.1 GPH)</p> <p>SAFE SUCTION SYSTEMS (NO VALVES IN BELOW GROUND PIPING):</p> <p><input type="checkbox"/> 7. SELF MONITORING</p> <p>GRAVITY FLOW (Check all that apply):</p> <p><input type="checkbox"/> 8. DAILY VISUAL MONITORING</p> <p><input type="checkbox"/> 9. BIENNIAL INTEGRITY TEST (0.1 GPH)</p> <p align="center"><b>SECONDARILY CONTAINED PIPING</b></p> <p>PRESSURIZED PIPING (Check all that apply):</p> <p>10. CONTINUOUS TURBINE SUMP SENSOR WITH AUDIBLE AND VISUAL ALARMS AND (Check one)</p> <p><input type="checkbox"/> a. AUTO PUMP SHUT OFF WHEN A LEAK OCCURS</p> <p><input type="checkbox"/> b. AUTO PUMP SHUT OFF FOR LEAKS, SYSTEM FAILURE AND SYSTEM DISCONNECTION</p> <p><input type="checkbox"/> c. NO AUTO PUMP SHUT OFF</p> <p><input type="checkbox"/> 11. AUTOMATIC LEAK DETECTOR</p> <p><input type="checkbox"/> 12. ANNUAL INTEGRITY TEST (0.1 GPH)</p> <p>SUCTION/GRAVITY SYSTEM</p> <p><input type="checkbox"/> 13. CONTINUOUS SUMP SENSOR + AUDIBLE AND VISUAL ALARMS</p> <p align="center"><b>EMERGENCY GENERATORS ONLY (Check all that apply)</b></p> <p><input type="checkbox"/> 14. CONTINUOUS SUMP SENSOR WITHOUT AUTO PUMP SHUT OFF + AUDIBLE AND VISUAL ALARMS</p> <p><input type="checkbox"/> 15. AUTOMATIC LINE LEAK DETECTOR (3.0 GPH TEST)</p> <p><input type="checkbox"/> 16. ANNUAL INTEGRITY TEST (0.1 GPH)</p> <p><input type="checkbox"/> 17. DAILY VISUAL CHECK</p>

**VIII. DISPENSER CONTAINMENT**

DISPENSER CONTAINMENT	<input type="checkbox"/> 1. FLOAT MECHANISM THAT SHUTS OFF SHEAR VALVE	<input type="checkbox"/> 4. DAILY VISUAL CHECK
DATE INSTALLED	468	<input type="checkbox"/> 2. CONTINUOUS DISPENSER PAN SENSOR + AUDIBLE AND VISUAL ALARMS
	<input type="checkbox"/> 3. CONTINUOUS DISPENSER PAN SENSOR WITH AUTO SHUT OFF FOR DISPENSER + AUDIBLE AND VISUAL ALARMS	<input type="checkbox"/> 5. TRENCH LINER / MONITORING
		<input type="checkbox"/> 6. NONE <i>unknown</i>

**IX. OWNER/OPERATOR SIGNATURE**

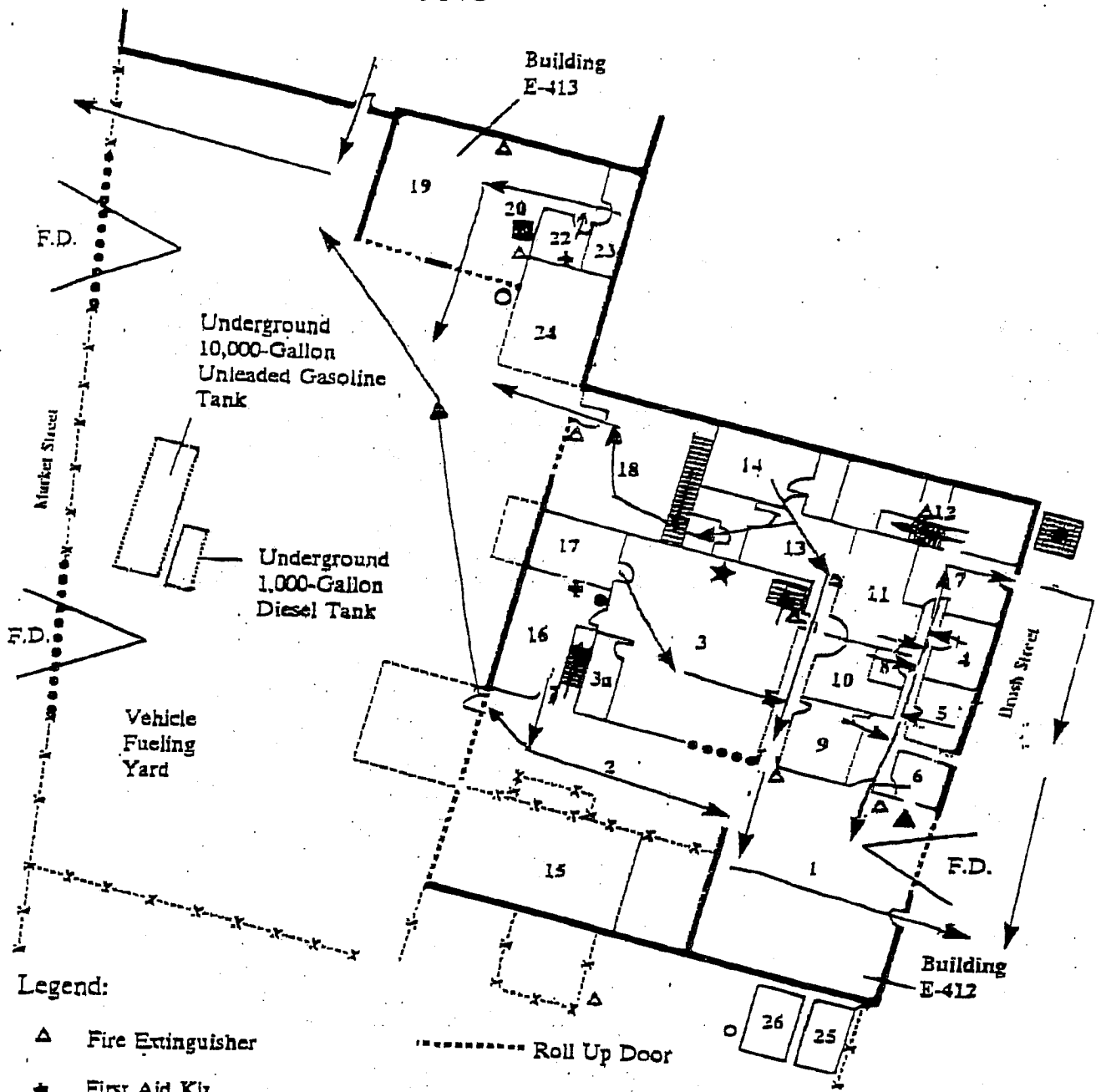
I certify that the information provided herein is true and accurate to the best of my knowledge.

SIGNATURE OF OWNER/OPERATOR	DATE	470
<i>Jeffrey R. Jones</i>	4/30/03	
NAME OF OWNER/OPERATOR (Print)	TITLE OF OWNER/OPERATOR	472
Jeffrey R. Jones	Environmental Compliance Supervisor	

Permit Number (For local use only) 473      Permit Approved (For local use only) 474      Permit Expiration Date (For local use only) 475

# BUILDINGS E-412 AND E-413 SAFETY EQUIPMENT LOCATIONS

Figure E-1



**Legend:**

- △ Fire Extinguisher
- + First Aid Kit
- Eye Wash
- Emergency Oxygen
- ★ Acid/Base Neutralizing Solutions
- F.D. Fire Department Access
- Oil Absorbent Material
- Doorway
- Roll Up Door
- ..... Sliding Gate
- Canopy
- ▤ Stair Case
- 6 Room Number
- X---X---X Fence
- Gas Valve
- ▲ Main Electrical Switch
- ← Egress Route

Approximate

0 30 Feet

**BASELINE**

# MARSH

# CERTIFICATE OF INSURANCE

CERTIFICATE NUMBER  
SEA-000615668-04

**PRODUCER**  
Marsh Risk & Insurance Services  
California License No. 0437153  
The Financial Center  
1215 Fourth Avenue, Ste. 2300  
Seattle, WA 98161  
Attn: Merann Dickinson 206-613-2418

101093-ALAM-02-03

**INSURED**  
Foss Environmental Services Company  
1605 Ferry Point  
Alameda, CA 94501

THIS CERTIFICATE IS ISSUED AS A MATTER OF INFORMATION ONLY AND CONFERS NO RIGHTS UPON THE CERTIFICATE HOLDER OTHER THAN THOSE PROVIDED IN THE POLICY. THIS CERTIFICATE DOES NOT AMEND, EXTEND OR ALTER THE COVERAGE AFFORDED BY THE POLICIES DESCRIBED HEREIN.

**COMPANIES AFFORDING COVERAGE**

- COMPANY  
A ZURICH AMERICAN INS.CO
- COMPANY  
B STEADFAST INSURANCE COMPANY
- COMPANY  
C EAGLE PACIFIC INSURANCE CO.
- COMPANY  
D LUMBERMANS MUTUAL CASUALTY COMPANY

**COVERAGES** This certificate supersedes and replaces any previously issued certificate for the policy period noted below.

THIS IS TO CERTIFY THAT POLICIES OF INSURANCE DESCRIBED HEREIN HAVE BEEN ISSUED TO THE INSURED NAMED HEREIN FOR THE POLICY PERIOD INDICATED. NOTWITHSTANDING ANY REQUIREMENT, TERM OR CONDITION OF ANY CONTRACT OR OTHER DOCUMENT WITH RESPECT TO WHICH THE CERTIFICATE MAY BE ISSUED OR MAY PERTAIN, THE INSURANCE AFFORDED BY THE POLICIES DESCRIBED HEREIN IS SUBJECT TO ALL THE TERMS, CONDITIONS AND EXCLUSIONS OF SUCH POLICIES. AGGREGATE LIMITS SHOWN MAY HAVE BEEN REDUCED BY PAID CLAIMS.

CO LTR	TYPE OF INSURANCE	POLICY NUMBER	POLICY EFFECTIVE DATE (MM/DD/YY)	POLICY EXPIRATION DATE (MM/DD/YY)	LIMITS																				
A	GENERAL LIABILITY <input checked="" type="checkbox"/> COMMERCIAL GENERAL LIABILITY <input type="checkbox"/> CLAIMS MADE <input checked="" type="checkbox"/> OCCUR <input type="checkbox"/> OWNER'S & CONTRACTOR'S PROT	GLO 8045684-10	11/01/02	11/01/03	<table border="1"> <tr><td>GENERAL AGGREGATE</td><td>\$ 2,000,000</td></tr> <tr><td>PRODUCTS - COMP/OP AGG</td><td>\$ 2,000,000</td></tr> <tr><td>PERSONAL &amp; ADV INJURY</td><td>\$ 1,000,000</td></tr> <tr><td>EACH OCCURRENCE</td><td>\$ 1,000,000</td></tr> <tr><td>FIRE DAMAGE (Any one fire)</td><td>\$ 100,000</td></tr> <tr><td>MEJ EXP (Any one person)</td><td>\$ 5,000</td></tr> <tr><td>COMBINED SINGLE LIMIT</td><td>\$ 1,000,000</td></tr> <tr><td>BODILY INJURY (Per person)</td><td>\$</td></tr> <tr><td>BODILY INJURY (Per accident)</td><td>\$</td></tr> <tr><td>PROPERTY DAMAGE</td><td>\$</td></tr> </table>	GENERAL AGGREGATE	\$ 2,000,000	PRODUCTS - COMP/OP AGG	\$ 2,000,000	PERSONAL & ADV INJURY	\$ 1,000,000	EACH OCCURRENCE	\$ 1,000,000	FIRE DAMAGE (Any one fire)	\$ 100,000	MEJ EXP (Any one person)	\$ 5,000	COMBINED SINGLE LIMIT	\$ 1,000,000	BODILY INJURY (Per person)	\$	BODILY INJURY (Per accident)	\$	PROPERTY DAMAGE	\$
GENERAL AGGREGATE	\$ 2,000,000																								
PRODUCTS - COMP/OP AGG	\$ 2,000,000																								
PERSONAL & ADV INJURY	\$ 1,000,000																								
EACH OCCURRENCE	\$ 1,000,000																								
FIRE DAMAGE (Any one fire)	\$ 100,000																								
MEJ EXP (Any one person)	\$ 5,000																								
COMBINED SINGLE LIMIT	\$ 1,000,000																								
BODILY INJURY (Per person)	\$																								
BODILY INJURY (Per accident)	\$																								
PROPERTY DAMAGE	\$																								
A	AUTOMOBILE LIABILITY <input checked="" type="checkbox"/> ANY AUTO <input type="checkbox"/> ALL OWNED AUTOS <input type="checkbox"/> SCHEDULED AUTOS <input checked="" type="checkbox"/> HIRED AUTOS <input checked="" type="checkbox"/> NON-OWNED AUTOS	BAP 8045685-08	11/01/02	11/01/03	<table border="1"> <tr><td>AUTO ONLY - EA ACCIDENT</td><td>\$</td></tr> <tr><td>OTHER THAN AUTO ONLY:</td><td></td></tr> <tr><td>EACH ACCIDENT</td><td>\$</td></tr> <tr><td>AGGREGATE</td><td>\$</td></tr> <tr><td>EACH OCCURRENCE</td><td>\$ 5,000,000</td></tr> <tr><td>AGGREGATE</td><td>\$ 5,000,000</td></tr> </table>	AUTO ONLY - EA ACCIDENT	\$	OTHER THAN AUTO ONLY:		EACH ACCIDENT	\$	AGGREGATE	\$	EACH OCCURRENCE	\$ 5,000,000	AGGREGATE	\$ 5,000,000								
AUTO ONLY - EA ACCIDENT	\$																								
OTHER THAN AUTO ONLY:																									
EACH ACCIDENT	\$																								
AGGREGATE	\$																								
EACH OCCURRENCE	\$ 5,000,000																								
AGGREGATE	\$ 5,000,000																								
	GARAGE LIABILITY <input type="checkbox"/> ANY AUTO				<table border="1"> <tr><td>AUTO ONLY - EA ACCIDENT</td><td>\$</td></tr> <tr><td>OTHER THAN AUTO ONLY:</td><td></td></tr> <tr><td>EACH ACCIDENT</td><td>\$</td></tr> <tr><td>AGGREGATE</td><td>\$</td></tr> </table>	AUTO ONLY - EA ACCIDENT	\$	OTHER THAN AUTO ONLY:		EACH ACCIDENT	\$	AGGREGATE	\$												
AUTO ONLY - EA ACCIDENT	\$																								
OTHER THAN AUTO ONLY:																									
EACH ACCIDENT	\$																								
AGGREGATE	\$																								
B	EXCESS LIABILITY <input checked="" type="checkbox"/> UMBRELLA FORM <input type="checkbox"/> OTHER THAN UMBRELLA FORM	SEO 5871131	11/01/02	11/01/03	<table border="1"> <tr><td>EACH OCCURRENCE</td><td>\$ 5,000,000</td></tr> <tr><td>AGGREGATE</td><td>\$ 5,000,000</td></tr> </table>	EACH OCCURRENCE	\$ 5,000,000	AGGREGATE	\$ 5,000,000																
EACH OCCURRENCE	\$ 5,000,000																								
AGGREGATE	\$ 5,000,000																								
C	WORKERS COMPENSATION AND EMPLOYERS' LIABILITY	IS0202267	07/01/02	07/01/03	<table border="1"> <tr><td>WC STATUTORY LIMITS</td><td></td><td>OTHER</td><td></td></tr> <tr><td>EL EACH ACCIDENT</td><td>\$</td><td></td><td>1,000,000</td></tr> <tr><td>EL DISEASE-POLICY LIMIT</td><td>\$</td><td></td><td>1,000,000</td></tr> <tr><td>EL DISEASE-EACH EMPLOYEE</td><td>\$</td><td></td><td>1,000,000</td></tr> </table>	WC STATUTORY LIMITS		OTHER		EL EACH ACCIDENT	\$		1,000,000	EL DISEASE-POLICY LIMIT	\$		1,000,000	EL DISEASE-EACH EMPLOYEE	\$		1,000,000				
WC STATUTORY LIMITS		OTHER																							
EL EACH ACCIDENT	\$		1,000,000																						
EL DISEASE-POLICY LIMIT	\$		1,000,000																						
EL DISEASE-EACH EMPLOYEE	\$		1,000,000																						
D	THE PROPRIETOR/PARTNER/EXECUTIVE OFFICERS ARE: <input type="checkbox"/> INCL <input type="checkbox"/> EXCL	3BA164329-00	07/01/02	07/01/03																					
B	Contractors Pollution/Errors & Omissions	PEC 8045683-08	11/01/02	11/01/03	\$1,000,000 Per Occurrence \$1,000,000 Aggregate \$ 50,000 Deductible																				

**DESCRIPTION OF OPERATIONS/LOCATIONS/VEHICLES/SPECIAL ITEMS**

The City of Oakland, a municipal corporation, acting by and through the Board of Port Commissioners, and their officers, agents, employees and representatives, while acting in the scope of their authority, are an additional insured on the General Liability, Automobile Liability and Contractors Pollution Liability policies as required by written contract with respect to work performed by the Named Insured. Waiver of Subrogation applies to General Liability, Automobile Liability, workers Compensation and Contractors Pollution Liability policies. This insurance will be primary and non-contributing with respect to

**CERTIFICATE HOLDER**

PORT OF OAKLAND  
ATTN: RISK MNGMNT DEPT.  
530 WATER ST  
OAKLAND, CA 94607

**CANCELLATION**

SHOULD ANY OF THE POLICIES DESCRIBED HEREIN BE CANCELLED BEFORE THE EXPIRATION DATE THEREOF, THE INSURER AFFORDING COVERAGE WILL ENDEAVOR TO MAIL 30 DAYS WRITTEN NOTICE TO THE CERTIFICATE HOLDER NAMED HEREIN, BUT FAILURE TO MAIL SUCH NOTICE SHALL IMPOSE NO OBLIGATION OR LIABILITY OF ANY KIND UPON THE INSURER AFFORDING COVERAGE, ITS AGENTS OR REPRESENTATIVES, OR THE ISSUER OF THIS CERTIFICATE.

MARSH USA INC.  
By: Edward M. Belsky *Edward M. Belsky*

MM1 (3/02) VALID AS OF: 04/09/03

# ADDITIONAL INFORMATION

SEA-000615668-04

DATE (MM/DD/YY)

04/09/03

**PRODUCER**

Marsh Risk & Insurance Services  
California License No. 0437153  
The Financial Center  
1215 Fourth Avenue, Ste. 2300  
Seattle, WA 98161  
Attn: Merann Dickinson 206-613-2418

101093-ALAM-02-03

CG201

**COMPANIES AFFORDING COVERAGE**

COMPANY

E

COMPANY

F

**INSURED**

Foss Environmental Services Company  
1605 Ferry Point  
Alameda, CA 94501

COMPANY

G

COMPANY

H

**TEXT****CONTINUED FROM DESCRIPTION SECTION:**

any other insurance available to the additional insured. MCS90 and CA9948 included under the Automobile Liability. CG 2010 attached.

**CERTIFICATE HOLDER**

PORT OF OAKLAND  
ATTN: RISK MNGMNT DEPT.  
530 WATER ST  
OAKLAND, CA 94607

AUTHORIZED REPRESENTATIVE

MARSH USA INC. BY

Edward M. Belsky



Page



# SITE SPECIFIC HEALTH AND SAFETY PLAN

## PROJECT INFORMATION

Date(s) of Field Work: 5/5/03 – 5/9/03  
 Project Name: Port of Oakland Project Number: 8207.001  
 Client: Michael McMillan Site Phone: NA  
 Site Address: 209 Brush Street, Oakland  Site Plan Attached  
 Scope of Work: Removal of underground storage tanks

Approvals		
	Initials	Date
Prepared By	EZ	4/30/02
Approved By		

Type of Project:  Environmental;  Geotechnical;  Industrial Process;  Other: \_\_\_\_\_  
 HAZWOPER Project: Training & Medical Surveillance must conform to 29 CFR 1910.120 & Geomatrix Guidelines.  
 Client Specific Requirements (Attached)

## KEY CONTACTS

Project Manager: <u>Jennifer Patterson</u>	Phone: <u>510-663-4167</u>	Cell: <u>510-821-8925</u>
Project H&S Manager: <u>Don Kubik</u>	Phone: <u>510-663-4115</u>	Cell: <u>510-368-6433</u>
Site H&S Manager: <u>Erin Zavarin</u>	Phone: <u>510-663-4199</u>	Cell: <u>510-914-5165</u>
Client Contact: <u>Jeff Reuben</u>	Phone: <u>510-627-1134</u>	Cell: _____
Client's Site Contact: <u>Michael McMillan</u>	Phone: <u>510-627-1406</u>	Cell: _____
Other: _____	Phone: _____	Cell: _____
Other: _____		

Emergency Medical Facility: Alta Bates Summit Medical Center

Address: 350 Hawthorne Avenue

Phone Number (general): 510-655-4000

Phone Number (emergency): 510-869-6600

Emergency Medical Facility Confirmed

Map to the hospital is attached

Police: 911 Fire: 911 Paramedic/Ambulance: 911

Poison Control Center: 800-222-1222

## EMERGENCY PROCEDURES

### Medical Emergencies

1. Remove injured or exposed person(s) from immediate danger if possible.
2. Evacuate other on-site personnel to a safe place in an upwind direction until it is safe for work to resume.
3. If serious injury or life-threatening condition exists, call 911 - Paramedics, fire department, police Hospital emergency room Clearly describe location, injury and conditions to dispatcher/hospital. Designate a person to direct emergency equipment to the injured person(s).
4. Provide first aid if necessary. Remove contaminated clothing only if this can be done without endangering the injured person.
5. Call the project manager and/or project health and safety officer.
6. Immediately implement steps to prevent recurrence of the accident.

### Accidental Release of Hazardous Materials or Wastes

1. Evacuate all on-site personnel to a safe place in an upwind direction until the PM or PHSO determines that it is safe for work to resume.
2. Immediately instruct a designated person to contact the PM or PHSO.
3. Contain spill, if it is possible and it can be done safely.
4. Initiate cleanup.

### General Emergencies

In the case of fire, flood, explosion, or other hazard, work shall be halted and the local police/ fire department shall be notified by calling 911. All on-site personnel will be immediately evacuated to a safe place.

### Emergency Equipment Onsite

First Aid Kit;  Fire Extinguisher;  Eye Wash;  Other: \_\_\_\_\_

**CHEMICAL HAZARDS**

CHEMICAL	EXPOSURE LIMITS		KNOWN/EXPECTED CONCENTRATIONS	HEALTH HAZARDS
	OSHA	ACGIH		
Gasoline	Pel: 300 ppm	TLV: 300 ppm	Unknown	
Benzene	Pel: 1 ppm	TLV: 0.3 ppm	Unknown	
Toluene	Pel: 50 ppm	TLV: 50 ppm	Unknown	
Ethyl Benzene	Pel: 100 pm	TLV: 100 ppm	Unknown	
Xylenes	Pel: 100 pm	TLV: 100 ppm	Unknown	
MTBE	Pel: none	TLV: 40 ppm	Unknown	
Diesel	Pel: none	TLV: 100 mg/m <sup>3</sup>	Unknown	

**PHYSICAL HAZARDS:**

- Heat Stress                       Cold Stress                       Wet                       Noise  
 Slip, Trip, & Fall                       Heavy Equipment                       Electrical Hazards  
 Underground Hazards: One Call Ticket # \_\_\_\_\_                      Date Called: \_\_\_\_\_  
 Private Locator Utilized: \_\_\_\_\_                       Overhead Hazards  
 Traffic                       Excavations/Trenching                       Confined Space  
 Other: \_\_\_\_\_

Note: contractor to clear excavation location with USA and private utility locator.

**BIOLOGICAL HAZARDS:**

- Pathogens: \_\_\_\_\_                       Mold: \_\_\_\_\_  
 Plants: \_\_\_\_\_                       Insects: \_\_\_\_\_  
 Other Fauna: \_\_\_\_\_                       Other: \_\_\_\_\_

**SITE CONTROLS:** *Site is a storage yard that is secured with fencing.*

**PERSONAL DECONTAMINATION PROCEDURES:** *Remove disposable gloves and clothing and place in plastic bags. Wash hands before eating, drinking, or smoking and at end of day.*

**PERSONAL PROTECTIVE EQUIPMENT – R = REQUIRED, A = HAVE AVAILABLE**

- R** Eye Protection: **R** Safety Glasses; \_\_\_ Splash Goggles; \_\_\_ Face Shield; \_\_\_ Other: \_\_\_\_\_  
**R** Hard Hat                      **R** Steel-Toed Boots                      \_\_\_ Chemical Resistant Boots  
**R** Traffic Safety Vest                      **A** Hearing Protection: \_\_\_\_\_  
 \_\_\_ Protective Clothing:  Tyvek®;  Coated Tyvek®;  Sarinex;  Other: \_\_\_\_\_  
**R** Gloves:  Nitrile;  PVC;  Neoprene;  cloth/leather;  Other \_\_\_\_\_  
**A** Respiratory:  Full-Face APR;  Half-Face APR  
**A** Filter:  Organic Vapor;  Acid Gas;  HEPA;  Other: \_\_\_\_\_  
 \_\_\_ Other: \_\_\_\_\_

If air monitoring in the workers' breathing zone exceeds 10 ppm for 60 seconds or longer, upgrade to Level C (APR) or vacate the immediate area.

**MONITORING EQUIPMENT**

- Photo Ionization Detector with \_\_\_\_\_ eV lamp                       Flame Ionization Detector  
 Combustible Gas Indicator                       Oxygen Meter  
 Detector Tube (Brand: \_\_\_\_\_) – Tubes: \_\_\_\_\_  
 Hydrogen Sulfide Meter  
 Passive Dosimeter \_\_\_\_\_  
 Air Sampling Pump – Filter Media: \_\_\_\_\_  
 Other: *Contractor will provide combustible gas indicator to monitor excavation and tanks.*





**TAILGATE SAFETY MEETING**

Date:

Project Name:

Project Number:

Site Location:

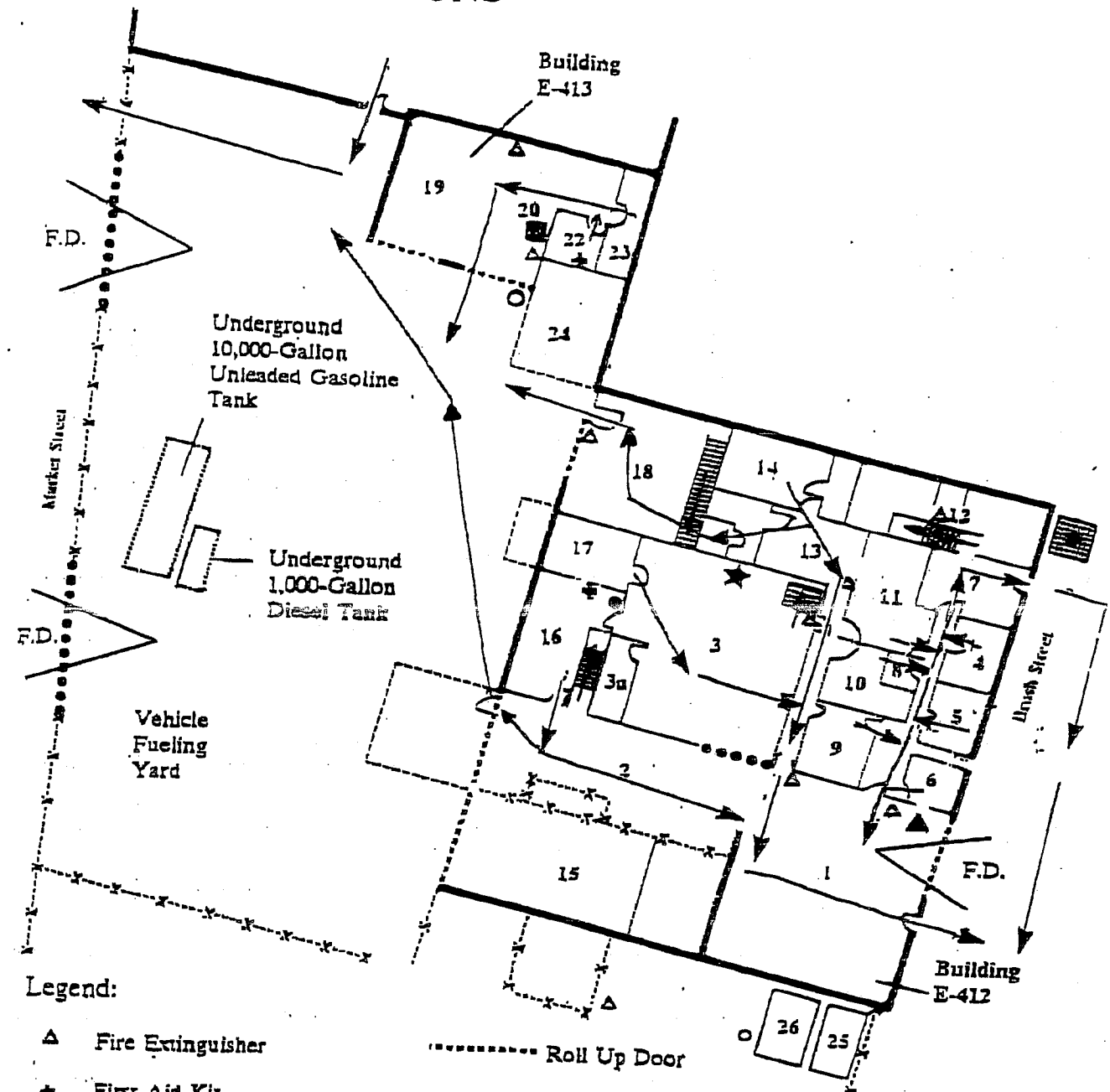
Scope of Work for Day:

Lead By:

Name (printed)	Signature

# BUILDINGS E-412 AND E-413 SAFETY EQUIPMENT LOCATIONS


Figure E-1



**Legend:**

- ▲ Fire Extinguisher
- + First Aid Kit
- Eye Wash
- Emergency Oxygen
- ★ Acid/Base Neutralizing Solutions
- F.D. Fire Department Access
- Oil Absorbent Material
- Doorway

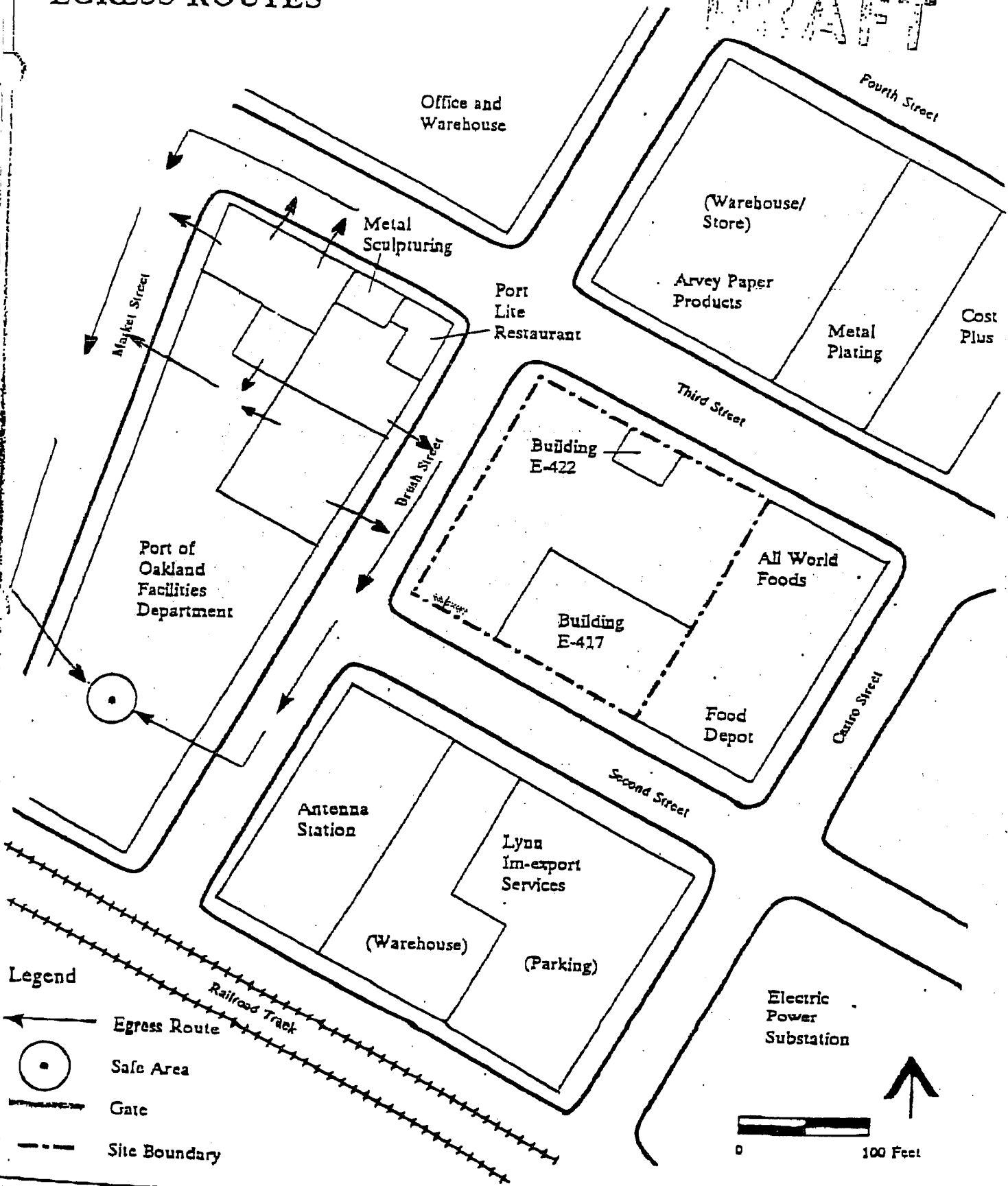
- ..... Roll Up Door
- ..... Sliding Gate
- Canopy
- ▤ Stair Case
- 6 Room Number
- x-x-x Fence
- Gas Valve
- ▲ Main Electrical Switch
- ← Egress Route








**BASELINE**

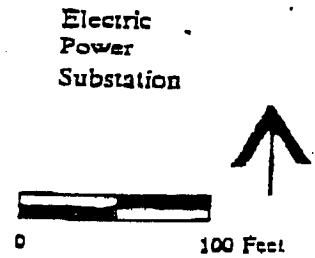
# SAFE AREA AND SITE EGRESS ROUTES

Figure E-3  
**DRAFT**



## Legend

-  Egress Route
-  Safe Area
-  Railroad Track
-  Site Boundary
-  Gate





# Yahoo! Maps

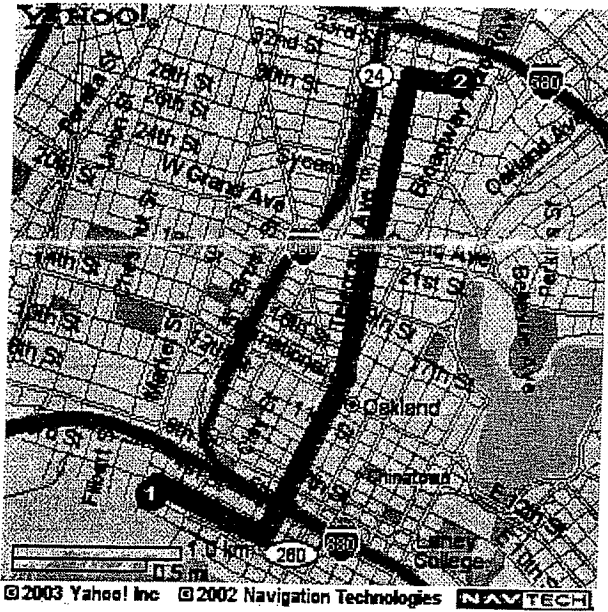
[Back to Directions](#)

**Starting from:** ① 209 Brush St, Oakland, CA 94607-3009


**Arriving at:** ② Alta Bates Summit Medical Ctr  
350 Hawthorne Ave, Oakland, CA 94609  
(510) 869-6588

**Distance:** 2.5 miles    **Approximate Travel Time:** 6 mins

Full Route



Destination



**Directions**

	Miles	
1. Start on <b>BRUSH ST</b>	0.1	↑
2. Turn Right on <b>3RD ST</b>	0.4	↗
3. Turn Left on <b>BROADWAY</b>	0.7	↖
4. Continue on <b>TELEGRAPH AVE</b>	1.1	↖
5. Turn Right on <b>HAWTHORNE AVE</b>	0.2	↗

**Distance:** 2.5 miles    **Approximate Travel Time:** 6 mins

When using any driving directions or map, it's a good idea to do a reality check and make sure the road still exists, watch out for construction, and follow all traffic safety precautions. This is only to be used as an aid in planning.

STATE OF CALIFORNIA  
STATE WATER RESOURCES CONTROL BOARD  
**UNDERGROUND STORAGE TANK PERMIT APPLICATION - FORM A**



COMPLETE THIS FORM FOR EACH FACILITY/SITE

MARK ONLY ONE ITEM	<input type="checkbox"/> 1 NEW PERMIT	<input checked="" type="checkbox"/> 3 RENEWAL PERMIT	<input type="checkbox"/> 5 CHANGE OF INFORMATION	<input type="checkbox"/> 7 PERMANENTLY CLOSED SITE
	<input type="checkbox"/> 2 INTERIM PERMIT	<input type="checkbox"/> 4 AMENDED PERMIT	<input type="checkbox"/> 6 TEMPORARY SITE CLOSURE	

**I. FACILITY/SITE INFORMATION & ADDRESS - (MUST BE COMPLETED)**

DBA OR FACILITY NAME <b>HARBOR FACILITIES GARAGE</b>		NAME OF OPERATOR <b>PORT OF OAKLAND</b>		
ADDRESS <b>209 BRUSH STREET</b>		NEAREST CROSS STREET <b>MARKET STREET</b>	PARCEL # (OPTIONAL)	
CITY NAME <b>OAKLAND</b>		STATE <b>CA</b>	ZIP CODE <b>94607</b>	SITE PHONE # WITH AREA CODE <b>(510) 577-4045</b>
<input checked="" type="checkbox"/> BOX TO INDICATE <input type="checkbox"/> CORPORATION <input type="checkbox"/> INDIVIDUAL <input type="checkbox"/> PARTNERSHIP <input checked="" type="checkbox"/> LOCAL AGENCY DISTRICTS*		<input type="checkbox"/> COUNTY AGENCY* <input type="checkbox"/> STATE AGENCY* <input type="checkbox"/> FEDERAL AGENCY*		
* If owner of UST is a public agency, complete the following: name of Supervisor of division, section, or office which operates the UST: _____				
TYPE OF BUSINESS <input type="checkbox"/> 1 GAS STATION <input type="checkbox"/> 2 DISTRIBUTOR <input type="checkbox"/> 3 FARM <input type="checkbox"/> 4 PROCESSOR <input checked="" type="checkbox"/> 5 OTHER		<input type="checkbox"/> IF INDIAN RESERVATION OR TRUST LANDS <input checked="" type="checkbox"/> IF INDIAN RESERVATION OR TRUST LANDS		# OF TANKS AT SITE <b>2</b> E. P. A. I. D. # (optional) <b>CAL000015571</b>

**EMERGENCY CONTACT PERSON (PRIMARY)**

**EMERGENCY CONTACT PERSON (SECONDARY) - optional**

DAYS: NAME (LAST, FIRST) <b>HOGLUND, HOMER</b>		PHONE # WITH AREA CODE <b>(510) 577-4045</b>		DAYS: NAME (LAST, FIRST)		PHONE # WITH AREA CODE	
NIGHTS: NAME (LAST, FIRST) <b>HOGLUND, HOMER</b>		PHONE # WITH AREA CODE <b>(510) 223-8847</b>		NIGHTS: NAME (LAST, FIRST)		PHONE # WITH AREA CODE	

**II. PROPERTY OWNER INFORMATION - (MUST BE COMPLETED)**

NAME <b>PORT OF OAKLAND</b>		CARE OF ADDRESS INFORMATION <b>NEIL WERNER, ENVIRONMENTAL COMPLIANCE</b>		
MAILING OR STREET ADDRESS <b>530 WATER STREET</b>		<input checked="" type="checkbox"/> box to indicate <input type="checkbox"/> CORPORATION <input type="checkbox"/> PARTNERSHIP <input checked="" type="checkbox"/> LOCAL AGENCY <input type="checkbox"/> COUNTY AGENCY <input type="checkbox"/> STATE AGENCY <input type="checkbox"/> FEDERAL AGENCY		
CITY NAME <b>OAKLAND</b>		STATE <b>CA</b>	ZIP CODE <b>94607</b>	PHONE # WITH AREA CODE <b>(510) 272-1176</b>

**III. TANK OWNER INFORMATION - (MUST BE COMPLETED)**

NAME OF OWNER <b>PORT OF OAKLAND</b>		CARE OF ADDRESS INFORMATION <b>NEIL WERNER, ENVIRONMENTAL COMPLIANCE</b>		
MAILING OR STREET ADDRESS <b>530 WATER STREET</b>		<input checked="" type="checkbox"/> box to indicate <input type="checkbox"/> CORPORATION <input type="checkbox"/> PARTNERSHIP <input checked="" type="checkbox"/> LOCAL AGENCY <input type="checkbox"/> COUNTY AGENCY <input type="checkbox"/> STATE AGENCY <input type="checkbox"/> FEDERAL AGENCY		
CITY NAME <b>OAKLAND</b>		STATE <b>CA</b>	ZIP CODE <b>94607</b>	PHONE # WITH AREA CODE <b>510-272-1176</b>

**IV. BOARD OF EQUALIZATION UST STORAGE FEE ACCOUNT NUMBER - Call (916) 322-9669 if questions arise.**

TY (TK) HQ **44-000568**

**V. PETROLEUM UST FINANCIAL RESPONSIBILITY - (MUST BE COMPLETED) - IDENTIFY THE METHOD(S) USED**

<input checked="" type="checkbox"/> box to indicate	<input checked="" type="checkbox"/> 1 SELF-INSURED	<input type="checkbox"/> 2 GUARANTEE	<input type="checkbox"/> 3 INSURANCE	<input type="checkbox"/> 4 SURETY BOND
	<input type="checkbox"/> 5 LETTER OF CREDIT	<input type="checkbox"/> 6 EXEMPTION	<input type="checkbox"/> 99 OTHER	

**VI. LEGAL NOTIFICATION AND BILLING ADDRESS** Legal notification and billing will be sent to the tank owner unless box I or II is checked.

CHECK ONE BOX INDICATING WHICH ABOVE ADDRESS SHOULD BE USED FOR LEGAL NOTIFICATIONS AND BILLING:    I.     II.     III.

THIS FORM HAS BEEN COMPLETED UNDER PENALTY OF PERJURY, AND TO THE BEST OF MY KNOWLEDGE, IS TRUE AND CORRECT

OWNER'S NAME (PRINTED & SIGNED) <b>NEIL WERNER</b> <i>Neil Werner</i>	DATE MONTH/DAY/YEAR <b>3/20/96</b>
--	---------------------------------------

**LOCAL AGENCY USE ONLY**

COUNTY # <input type="text"/>	JURISDICTION # <input type="text"/>	FACILITY # <input type="text"/>
LOCATION CODE - OPTIONAL <input type="text"/>	CENSUS TRACT # - OPTIONAL <input type="text"/>	SUPVISOR - DISTRICT CODE - OPTIONAL <input type="text"/>

*Alameda County Health Care Services Agency  
Department of Environmental Health  
Permit*

STID #3968

*This is to certify that* \_\_\_\_\_ Port of Oakland \_\_\_\_\_,  
*doing business as* Harbor Facilities Garage \_\_\_\_\_, *is permitted*  
*to operate a* Two Underground Storage Tanks \_\_\_\_\_,  
*at* 209 Brush St, Oakland, CA. 94607 (#01-000-058430-000003)

(#01-000-058430-000004)

*This permit is not transferable and is good until*  
March 19, 2002

*Issued this* 9th *day of* August, 19 96

*Pamela J. Evans*  
*Specialist*

By Authority of  
CALIFORNIA  
*Director of Environmental Health*

CITY OF OAKLAND  
FIRE PREVENTION BUREAU  
421 14TH ST., 1ST FL.  
OAKLAND, CALIFORNIA 94612  
(510) 238-3851

APPLICATION for PERMIT to INSTALL, REMOVE or REPAIR TANKS  
In the CITY OF OAKLAND

Request Submittal Date: 5-11-98

**PLEASE CIRCLE APPROPRIATE ACTIONS:** Application is hereby made for permit to:

(a) Remove (b) Install (c) Repair (d) Modify (e) Abandon/Close in Place **A**

(a) Gasoline (b) Fuel oil (c) Diesel (d) \_\_\_\_\_ tank(s) and excavate, commencing:

(a) four feet inside the curb line\* (b) inside the property line

\*inside curb line, please attach copy of sidewalk/excavation permit from PLANNING AND BUILDING

on the \_\_\_\_\_ side of \_\_\_\_\_ St./Ave. \_\_\_\_\_ feet of \_\_\_\_\_ St./Ave.

Site Address: 209 Brush St. Present storage \_\_\_\_\_

Owner: Port of Oakland Address 530 Water St. Phone 510-272-1176

Applicant: Port of Oakland Address 530 Water St. Phone 272-1176

Sidewalk surface to be disturbed NO X \_\_\_\_\_ Number of Tanks 2 Capacity 1,000 Diesel 10,000 Unfilled Gallons ea.

Remarks Replace fill spill boxes with OPW Universal <sup>12</sup> boxes of non-corrosive materials.

Signature Neil Werner Model # 721618 (15gal size)

PLEASE ATTACH/SUBMIT: (All applicants must have a City Business License Permit)

- (3) Copies of Closure Plans for underground tank removal(s)
- (3) Sets of plans and (1) copy of specifications for above ground tank removal
- (3) Sets of plans and (3) sets of application packets for underground tank installation/modifications
- (3) Sets of plans for aboveground tank installation
- copy or prepare to show Planning and Building approval for aboveground tank removal and tank repair

NOTE: FOR TANK INSTALLATION PLEASE SUBMIT THIS APPLICATION FORM ALONG WITH A APPLICATION FOR PERMIT TO OPERATE, MAINTAIN OR STORE

FOR OFFICE USE ONLY

Permit No. \_\_\_\_\_  
Copies to: Electrical Inspection

Amt. Recv'd \_\_\_\_\_  
Ck# \_\_\_\_\_ Cash \_\_\_\_\_  
Recv'd by: \_\_\_\_\_

Date Issued: \_\_\_\_\_

STATE OF CALIFORNIA  
STATE WATER RESOURCES CONTROL BOARD  
**UNDERGROUND STORAGE TANK PERMIT APPLICATION - FORM B**



COMPLETE A SEPARATE FORM FOR EACH TANK SYSTEM.

MARK ONLY ONE ITEM	<input type="checkbox"/> 1 NEW PERMIT	<input checked="" type="checkbox"/> 3 RENEWAL PERMIT	<input type="checkbox"/> 5 CHANGE OF INFORMATION	<input type="checkbox"/> 7 PERMANENTLY CLOSED ON SITE
	<input type="checkbox"/> 2 INTERIM PERMIT	<input type="checkbox"/> 4 AMENDED PERMIT	<input type="checkbox"/> 6 TEMPORARY TANK CLOSURE	<input type="checkbox"/> 8 TANK REMOVED

DBA OR FACILITY NAME WHERE TANK IS INSTALLED: **HARBOR FACILITIES GARAGE**

**I. TANK DESCRIPTION** COMPLETE ALL ITEMS - SPECIFY IF UNKNOWN

A. OWNER'S TANK I. D. # <b>EF16</b>	B. MANUFACTURED BY: <b>JOOR</b>
C. DATE INSTALLED (MO/DAY/YEAR) <b>1987</b>	D. TANK CAPACITY IN GALLONS: <b>1,000</b>

**II. TANK CONTENTS** IF A-1 IS MARKED, COMPLETE ITEM C.

A. <input checked="" type="checkbox"/> 1 MOTOR VEHICLE FUEL	4 OIL	B. <input type="checkbox"/> 1 PRODUCT
<input type="checkbox"/> 2 PETROLEUM	<input type="checkbox"/> 80 EMPTY	<input type="checkbox"/> 2 WASTE
<input type="checkbox"/> 3 CHEMICAL PRODUCT	<input type="checkbox"/> 95 UNKNOWN	

C.  1a REGULAR UNLEADED  3 DIESEL  6 AVIATION GAS  
 1b PREMIUM UNLEADED  4 GASAHOL  7 METHANOL  
 1c MIDGRADE UNLEADED  5 JET FUEL  8 M85  
 2 LEADED  99 OTHER (DESCRIBE IN ITEM D. BELOW)

D. IF (A.1) IS NOT MARKED, ENTER NAME OF SUBSTANCE STORED \_\_\_\_\_ C. A. S. #: \_\_\_\_\_

**III. TANK CONSTRUCTION** MARK ONE ITEM ONLY IN BOXES A, B, AND C, AND ALL THAT APPLIES IN BOX D AND E

A. TYPE OF SYSTEM <input checked="" type="checkbox"/> 1 DOUBLE WALL	3 SINGLE WALL WITH EXTERIOR LINER	5 INTERNAL BLADDER SYSTEM
<input type="checkbox"/> 2 SINGLE WALL	<input type="checkbox"/> 4 SINGLE WALL IN A VAULT	<input type="checkbox"/> 99 OTHER

B. TANK MATERIAL (Primary Tank) <input type="checkbox"/> 1 BARE STEEL	2 STAINLESS STEEL	3 FIBERGLASS
<input type="checkbox"/> 5 CONCRETE	<input type="checkbox"/> 8 POLYVINYL CHLORIDE	<input type="checkbox"/> 7 ALUMINUM
<input type="checkbox"/> 9 BRONZE	<input type="checkbox"/> 10 GALVANIZED STEEL	<input type="checkbox"/> 95 UNKNOWN
<input checked="" type="checkbox"/> 4 STEEL CLAD W/ FIBERGLASS REINFORCED PLASTIC		
<input type="checkbox"/> 8 100% METHANOL COMPATIBLE W/FRP		
<input type="checkbox"/> 99 OTHER		

C. INTERIOR LINING OR COATING <input type="checkbox"/> 1 RUBBER LINED	2 ALKYD LINING	3 EPOXY LINING
<input type="checkbox"/> 5 GLASS LINING	<input checked="" type="checkbox"/> 6 UNLINED	<input type="checkbox"/> 95 UNKNOWN
<input type="checkbox"/> 4 PHENOLIC LINING		
<input type="checkbox"/> 99 OTHER		

IS LINING MATERIAL COMPATIBLE WITH 100% METHANOL? YES \_\_\_ NO \_\_\_

D. EXTERIOR CORROSION PROTECTION <input type="checkbox"/> 1 POLYETHYLENE WRAP	2 COATING	3 VINYL WRAP
<input type="checkbox"/> 5 CATHODIC PROTECTION	<input type="checkbox"/> 91 NONE	<input type="checkbox"/> 95 UNKNOWN
<input checked="" type="checkbox"/> 4 FIBERGLASS REINFORCED PLASTIC		
<input type="checkbox"/> 99 OTHER		

E. SPILL AND OVERFILL, etc. SPILL CONTAINMENT INSTALLED (YEAR) **1987** OVERFILL PREVENTION EQUIPMENT INSTALLED (YEAR) \_\_\_\_\_  
 DROP TUBE YES \_\_\_ NO \_\_\_ STRIKER PLATE YES \_\_\_ NO \_\_\_ DISPENSER CONTAINMENT YES \_\_\_ NO \_\_\_

**IV. PIPING INFORMATION** CIRCLE A IF ABOVE GROUND OR U IF UNDERGROUND, BOTH IF APPLICABLE

A. SYSTEM TYPE	A <u>U</u> 1 SUCTION	A <u>U</u> 2 PRESSURE	A <u>U</u> 3 GRAVITY
	A <u>U</u> 4 FLEXIBLE PIPING	A <u>U</u> 99 OTHER	

B. CONSTRUCTION	A <u>U</u> 1 SINGLE WALL	A <u>U</u> 2 DOUBLE WALL	A <u>U</u> 3 LINED TRENCH
	A <u>U</u> 95 UNKNOWN	A <u>U</u> 99 OTHER	

C. MATERIAL AND CORROSION PROTECTION	A <u>U</u> 1 BARE STEEL	A <u>U</u> 2 STAINLESS STEEL	A <u>U</u> 3 POLYVINYL CHLORIDE (PVC)
	A <u>U</u> 5 ALUMINUM	A <u>U</u> 8 CONCRETE	A <u>U</u> 7 STEEL W/ COATING
	A <u>U</u> 9 GALVANIZED STEEL	A <u>U</u> 10 CATHODIC PROTECTION	A <u>U</u> 4 FIBERGLASS PIPE
	A <u>U</u> 95 UNKNOWN	A <u>U</u> 99 OTHER	

D. LEAK DETECTION	1 MECHANICAL LINE LEAK DETECTOR	2 LINE TIGHTNESS TESTING	3 CONTINUOUS INTERSTITIAL MONITORING
	<input type="checkbox"/> 4 ELECTROMIC LINE LEAK DETECTOR	<input type="checkbox"/> 5 AUTOMATIC PUMP SHUTDOWN	<input type="checkbox"/> 99 OTHER

**V. TANK LEAK DETECTION**

<input type="checkbox"/> 1 VISUAL CHECK	<input type="checkbox"/> 2 MANUAL INVENTORY RECONCILIATION	<input type="checkbox"/> 3 VADOZE MONITORING	<input checked="" type="checkbox"/> 4 AUTOMATIC TANK GAUGING
<input type="checkbox"/> 7 CONTINUOUS INTERSTITIAL MONITORING	<input type="checkbox"/> 8 SIF	<input type="checkbox"/> 9 WEEKLY MANUAL TANK GAUGING	<input type="checkbox"/> 5 GROUND WATER MONITORING
		<input type="checkbox"/> 10 MONTHLY TANK TESTING	<input type="checkbox"/> 6 ANNUAL TANK TESTING
			<input type="checkbox"/> 95 UNKNOWN
			<input type="checkbox"/> 99 OTHER

**VI. TANK CLOSURE INFORMATION (PERMANENT CLOSURE IN-PLACE)**

1. ESTIMATED DATE LAST USED (MO/DAY/YR)	2. ESTIMATED QUANTITY OF SUBSTANCE REMAINING _____ GALLONS	3. WAS TANK FILLED WITH INERT MATERIAL? YES <input type="checkbox"/> NO <input type="checkbox"/>
---	--	--

THIS FORM HAS BEEN COMPLETED UNDER PENALTY OF PERJURY, AND TO THE BEST OF MY KNOWLEDGE AND BELIEF, THE INFORMATION IS TRUE AND CORRECT.

TANK OWNER'S NAME (PRINTED & SIGNATURE) **NEIL WERNER** *Neil Werner*

**LOCAL AGENCY USE ONLY** THE STATE I.D. NUMBER IS COMPOSED OF THE FOUR NUMBERS BELOW

STATE I.D.#	COUNTY #	JURISDICTION #	FACILITY #	TANK #
	<input type="text"/>	<input type="text"/>	<input type="text"/>	<input type="text"/>
PERMIT NUMBER	PERMIT APPROVED BY/DATE		PERMIT EXPIRATION DATE	



STATE OF CALIFORNIA  
STATE WATER RESOURCES CONTROL BOARD  
UNDERGROUND STORAGE TANK PERMIT APPLICATION - FORM B



COMPLETE A SEPARATE FORM FOR EACH TANK SYSTEM.

MARK ONLY ONE ITEM  1 NEW PERMIT  3 RENEWAL PERMIT  5 CHANGE OF INFORMATION  7 PERMANENTLY CLOSED ON SITE  
 2 INTERIM PERMIT  4 AMENDED PERMIT  6 TEMPORARY TANK CLOSURE  8 TANK REMOVED

DBA OR FACILITY NAME WHERE TANK IS INSTALLED: HARBOR FACILITIES GARAGE

I. TANK DESCRIPTION COMPLETE ALL ITEMS - SPECIFY IF UNKNOWN

A. OWNER'S TANK I.D.# EF 15 B. MANUFACTURED BY: JOOR  
 C. DATE INSTALLED (MO/DAY/YEAR) 1987 D. TANK CAPACITY IN GALLONS: 10,000

II. TANK CONTENTS IF A-1 IS MARKED, COMPLETE ITEM C.

A.  1 MOTOR VEHICLE FUEL  4 OIL  2 PETROLEUM  80 EMPTY  3 CHEMICAL PRODUCT  95 UNKNOWN

B.  1 PRODUCT  2 WASTE

C.  1a REGULAR UNLEADED  3 DIESEL  6 AVIATION GAS  
 1b PREMIUM UNLEADED  4 GASAHOL  7 METHANOL  
 1c MIDGRADE UNLEADED  5 JET FUEL  8 M85  
 2 LEADED  99 OTHER (DESCRIBE IN ITEM D. BELOW)

D. IF (A.1) IS NOT MARKED, ENTER NAME OF SUBSTANCE STORED C. A. S. #:

III. TANK CONSTRUCTION MARK ONE ITEM ONLY IN BOXES A, B, AND C, AND ALL THAT APPLIES IN BOX D AND E

A. TYPE OF SYSTEM  1 DOUBLE WALL  3 SINGLE WALL WITH EXTERIOR LINER  5 INTERNAL BLADDER SYSTEM  95 UNKNOWN  
 2 SINGLE WALL  4 SINGLE WALL IN A VAULT  99 OTHER

B. TANK MATERIAL (Primary Tank)  1 BARE STEEL  2 STAINLESS STEEL  3 FIBERGLASS  4 STEEL CLAD W/ FIBERGLASS REINFORCED PLASTIC  
 5 CONCRETE  6 POLYVINYL CHLORIDE  7 ALUMINUM  8 100% METHANOL COMPATIBLE W/FRP  
 9 BRONZE  10 GALVANIZED STEEL  95 UNKNOWN  99 OTHER

C. INTERIOR LINING OR COATING  1 RUBBER LINED  2 ALKYD LINING  3 EPOXY LINING  4 PHENOLIC LINING  
 5 GLASS LINING  6 UNLINED  95 UNKNOWN  99 OTHER  
 IS LINING MATERIAL COMPATIBLE WITH 100% METHANOL? YES \_\_\_ NO \_\_\_

D. EXTERIOR CORROSION PROTECTION  1 POLYETHYLENE WRAP  2 COATING  3 VINYL WRAP  4 FIBERGLASS REINFORCED PLASTIC  
 5 CATHODIC PROTECTION  91 NONE  95 UNKNOWN  99 OTHER Steel Clud w/fiberglass reinforced plastic

E. SPILL AND OVERFILL, etc. SPILL CONTAINMENT INSTALLED (YEAR) 1987 OVERFILL PREVENTION EQUIPMENT INSTALLED (YEAR)  
 DROP TUBE YES \_\_\_ NO \_\_\_ STRIKER PLATE YES \_\_\_ NO \_\_\_ DISPENSER CONTAINMENT YES \_\_\_ NO \_\_\_

IV. PIPING INFORMATION CIRCLE A IF ABOVE GROUND OR U IF UNDERGROUND, BOTH IF APPLICABLE

A. SYSTEM TYPE A U 1 SUCTION A U 2 PRESSURE A U 3 GRAVITY A U 4 FLEXIBLE PIPING A U 99 OTHER

B. CONSTRUCTION A U 1 SINGLE WALL A U 2 DOUBLE WALL A U 3 UNED TRENCH A U 95 UNKNOWN A U 99 OTHER

C. MATERIAL AND CORROSION PROTECTION A U 1 BARE STEEL A U 2 STAINLESS STEEL A U 3 POLYVINYL CHLORIDE (PVC) A U 4 FIBERGLASS PIPE  
 A U 5 ALUMINUM A U 6 CONCRETE A U 7 STEEL W/ COATING A U 8 100% METHANOL COMPATIBLE W/FRP  
 A U 9 GALVANIZED STEEL A U 10 CATHODIC PROTECTION A U 95 UNKNOWN A U 99 OTHER

D. LEAK DETECTION  1 MECHANICAL LINE LEAK DETECTOR  2 LINE TIGHTNESS TESTING  3 CONTINUOUS INTERSTITIAL MONITORING  4 ELECTRONIC LINE LEAK DETECTOR  5 AUTOMATIC PUMP SHUTDOWN  99 OTHER

V. TANK LEAK DETECTION

1 VISUAL CHECK  2 MANUAL INVENTORY RECONCILIATION  3 VADOZE MONITORING  4 AUTOMATIC TANK GAUGING  5 GROUND WATER MONITORING  6 ANNUAL TANK TESTING  
 7 CONTINUOUS INTERSTITIAL MONITORING  8 SIR  9 WEEKLY MANUAL TANK GAUGING  10 MONTHLY TANK TESTING  95 UNKNOWN  99 OTHER

VI. TANK CLOSURE INFORMATION (PERMANENT CLOSURE IN-PLACE)

1. ESTIMATED DATE LAST USED (MO/DAY/YR) 2. ESTIMATED QUANTITY OF SUBSTANCE REMAINING \_\_\_\_\_ GALLONS 3. WAS TANK FILLED WITH INERT MATERIAL? YES  NO

THIS FORM HAS BEEN COMPLETED UNDER PENALTY OF PERJURY, AND TO THE BEST OF MY KNOWLEDGE, IS TRUE AND CORRECT

TANK OWNER'S NAME (PRINTED & SIGNATURE) NEIL WERNER *Neil Werner*

LOCAL AGENCY USE ONLY THE STATE I.D. NUMBER IS COMPOSED OF THE FOUR NUMBERS BELOW

STATE I.D.# COUNTY # JURISDICTION # FACILITY # TANK #


PERMIT NUMBER PERMIT APPROVED BY/DATE PERMIT EXPIRATION DATE

# SPILL CONTAINMENT MANHOLES

70CD 72

## 70CD


Patented  
Des 319,883



**SPILL CONTAINMENT MANHOLE**—Universal 70CD (5 gallon capacity) is designed to contain fuel spillage during tank filling. The drain system allows easy drainage of fuel spillage back into the underground tank. A flexible seal allows both vertical and angular movement, for easy installation. All metal body, cast ring and cover for maximum strength. Features a water-shedding cover which includes an easy-open offset handle. Allows for tank testing.


Model #	Size	Weight (lbs.)	A	B	C
70CD-1212	12" x 12"	69.0	15 3/4"	15 5/8"	12 1/4"

NOTE: Screws onto 4" riser.



## 72

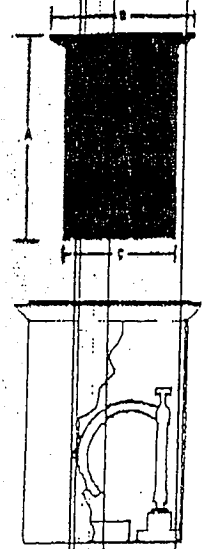
Patented  
Des 319,883



**SPILL CONTAINMENT MANHOLE**—Universal 72 is designed to contain fuel spillage during tank filling. Features a hand pump for pumping water out of manhole and/or fuel back into the riser pipe. Models are available for both 5 and 15 gallon applications, as well as varying riser sizes. The flexible seal allows both vertical and angular movement, for easy installation. All metal body, cast ring and cover, and a polymeric coating throughout. Features a water-shedding cover which includes an easy-open offset handle.

Model #	Size	Gallon Capacity	Riser Opening	Weight (lbs.)	A	B	C
72-0502	12" x 12"	5	2"	55.5	13 1/4"	15 5/8"	12 1/4"
72-0503	12" x 12"	5	3"	55.5	13 1/4"	15 5/8"	12 1/4"
72-0504	12" x 12"	5	4"	55.5	13 1/4"	15 5/8"	12 1/4"
72-1618	18" x 18"	15	4"	75.5	18 1/4"	18 1/8"	16"

NOTE: Slips onto riser for easy retro-fit installation.




Universal  
BRUSH  
ST

# OPW 6150 OVERFILL PREVENTION VALVES

## OPW 6150-1000 and 6150-100C Grooved Tube

The OPW 6150-1000 and 6150-100C Overfill Prevention Valves feature a grooved tube design for use in two-point applications with tank gauging probes. The 6150-100C is CARB approved.

These valves have a slotted section that runs through both the tube and the valve body to allow the installation of most manufacturer's gauging systems - with only a negligible effect on product delivery time.



### Assembly

All OPW 6150 series valves are furnished with complete instructions and all of the necessary hardware for field or shop assembly.

For complete assembly and installation instructions, refer to C-3557-PA (OPW 6150 and 6150M) or C-3634-PA (OPW 6150C) or C-3687-PA (OPW 6150P) or C-3792-M (OPW 6150R).

#### Materials

Valve body: cast aluminum  
Float: nitrile rubber, closed cell foam  
Valve: aluminum  
Seals: viton  
Upper & lower Drop Tube: aluminum  
Plastic parts: Acetal  
Hardware: Stainless Steel

### Replacement Parts

Part No.	Description
6150K-0001	Float Kit
C03899M	Two point inlet tube
C03632M	Coaxial inlet tube

### Important

In order to prevent product spillage from the Underground Storage Tank (UST), properly maintained delivery equipment and a proper connection at the tight fill adaptor are essential. Delivery personnel should be managed and trained to inspect delivery elbows and hoses for damaged and missing parts. They should always make certain there is a positive connection between the adaptor and elbow. If delivery equipment is not properly maintained or the elbow is not securely coupled to the adaptor - a serious spill may result when the OPW 6150 closes - causing a hazard, and environmental contamination.

**Note:** The OPW 6150 Overfill Prevention Valve is not to be used in pumping applications. The 6150 is designed only for tight fill, gravity drop applications.

### Information

For additional useful information on the specification, assembly, installation and use of the OPW 6150, refer to Technical Bulletin TB-6150.

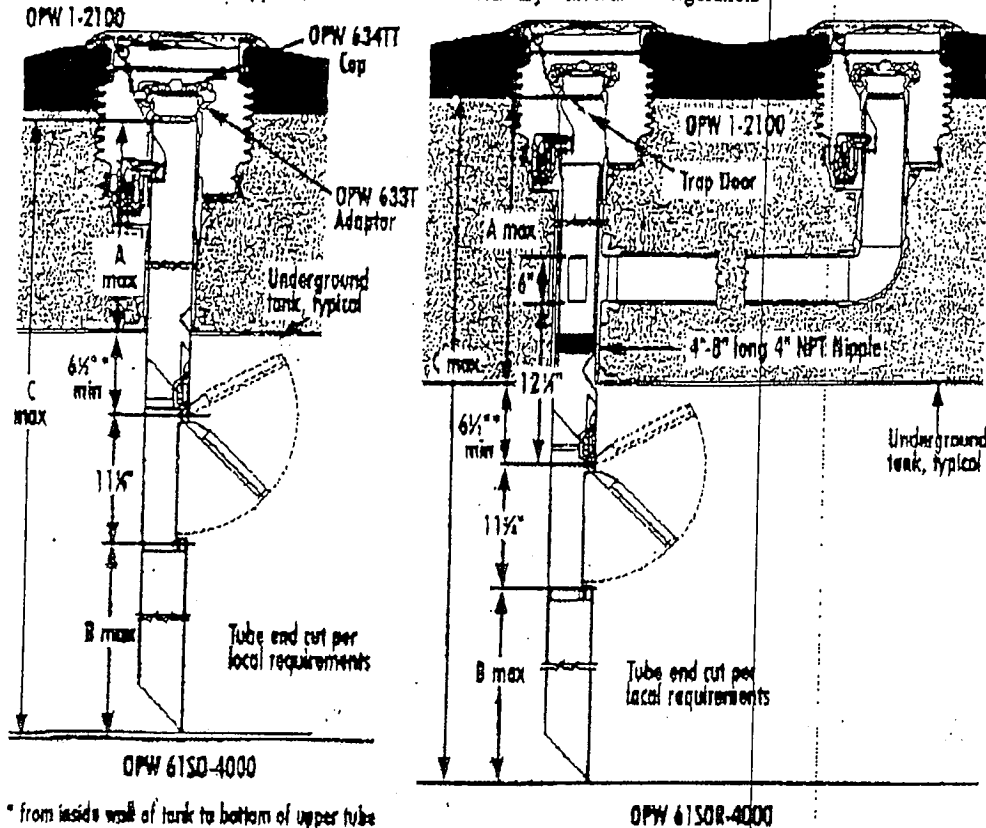
OPW 6150 Overfill Prevention Valves are covered under the following patent: 4,986,320, Re 33,558 and Canadian patent 1,287,546. Other patents pending.

**IMPORTANT:** OPW products should be used in compliance with applicable federal, state and local laws and regulations. Product selection should be based on physical specifications and limitations and compatibility with the environment and materials to be handled. OPW MAKES NO WARRANTY OF FITNESS FOR A PARTICULAR USE. All illustrations and specifications in this literature are based on the latest product information available at the time of publication. OPW reserves the right to make changes at any time in prices, materials, specifications and models and to discontinue models without notice or consultation.

# OPW 6150 OVERFILL PREVENTION VALVES

## Typical Application Assembly

Installation schematic typical; exact dimensions will vary with tank configuration.



\* from inside wall of tank to bottom of upper tube

### Ordering Specifications and Dimensions

Product/Suffix Number	Description	A-Upper Tube Length		B-Lower Tube Length		C-Overall Length		Max. Tank Riser Length		Max. Nominal Tank Dia.		Max. Actual Tank Dia.		lbs.	kg.
		in.	m.	in.	m.	in.	m.	in.	m.	in.	m.	in.	m.		
6150-3000	3" two-point	60"	1.52	83"	2.11	155 1/2"	3.94	53 1/2"	1.34	96"	2.44	108"	2.74	13	6
6150-1000	Grooved tube	60"	1.52	83"	2.11	154 1/2"	3.91	53 1/2"	1.34	96"	2.44	107"	2.71	17	8
6150-100C	CARB, Grooved tube	60"	1.52	83"	2.11	154 1/2"	3.91	53 1/2"	1.34	96"	2.44	107"	2.71	17	8
6150-4000	4" two-point	60"	1.52	83"	2.11	154 1/2"	3.91	53 1/2"	1.34	96"	2.44	107"	2.71	16	7
6150-4010	4" two-point	120"	3.05	102"	2.59	233 1/2"	5.93	113 1/2"	2.89	120"	3.05	126"	3.20	25	11
6150-400C	CARB 4", two-point	60"	1.52	83"	2.11	154 1/2"	3.91	53 1/2"	1.34	96"	2.44	107"	2.71	16	7
6150-410C	CARB 4", two-point	120"	3.05	102"	2.59	233 1/2"	5.93	113 1/2"	2.89	120"	3.05	126"	3.20	25	11
6150M-4121*	two-point methanol	120"	3.05	102"	2.59	233 1/2"	5.93	113 1/2"	2.89	120"	3.05	126"	3.20	25	11
6150M-412C*	CARB 4", two-point	120"	3.05	102"	2.59	233 1/2"	5.93	113 1/2"	2.89	120"	3.05	126"	3.20	25	11
6150C-4001	Coaxial	60"	1.52	83"	2.11	154 1/2"	3.91	53 1/2"	1.34	96"	2.44	107"	2.71	16	7
6150C-4011	Coaxial	120"	3.05	102"	2.59	233 1/2"	5.93	113 1/2"	2.89	120"	3.05	126"	3.20	25	11
6150P-4002	CARB, pop. coaxial	60"	1.52	83"	2.11	154 1/2"	3.91	53 1/2"	1.34	96"	2.44	107"	2.71	20	9
6150P-4012	CARB, pop. coaxial	108"	2.74	102"	2.59	221 1/2"	5.62	101 1/2"	2.6	120"	3.05	126"	3.20	27	12
6150CM-4000*	Coaxial, methanol	120"	3.05	102"	2.59	233 1/2"	5.93	113 1/2"	2.89	120"	3.05	126"	3.20	25	11
6150-48YT	Overfill valve only, no drag tubes supplied														
6150C-48YT	Kit to adapt 6150-48YT for coaxial applications													6	3
6150R-4000**	Remote	72"	1.83	83"	2.11	166 1/2"	4.23	65 1/2"	1.67	96"	2.44	107"	2.71	19	9
6150RM-4000***	Remote, methanol	72"	1.83	102"	2.59	185 1/2"	4.7	65 1/2"	1.67	120"	3.05	126"	3.20	19	9

\*For use with M85 & M100 methanol fuels \*\*Remote fill applications \*\*\*Remote fill, methanol

CITY OF OAKLAND



505 - 14TH STREET • 10TH FLOOR • OAKLAND, CALIFORNIA 94612

Office of Budget & Finance  
Customer Service Section

(510) 238-3704  
TDD: (510) 839-6451

May 13, 1998

TO WHOM IT MAY CONCERN:

THE BUSINESS NAMED BELOW HAS BEEN ISSUED A BUSINESS TAX  
CERTIFICATE BY THIS OFFICE:

BUSINESS NAME: REDWINE-MANLEY TESTING SERVICES, INC.

BUSINESS ADDRESS: 3810 AMBERWOOD LANE, BAKERSFIELD, CA 93309

OWNER NAME: DENISE R. TURNER, PRESIDENT

BUSINESS TAX CERTIFICATE ACCOUNT NO.: 1682172

EXPIRATION DATE OF CERTIFICATE: DECEMBER 31, 1998

BUSINESS CLASSIFICATION: MISCELLANEOUS TRADE CONTRACTORS

THE CERTIFICATE IS A BUSINESS TAX AND IS NOT REGULATORY. INFORMATION  
CONCERNING OWNERSHIP IS THAT GIVEN BY LICENSEE OR CERTIFICATE HOLDER.

A handwritten signature in black ink, appearing to read "Robert L. Moore".

ROBERT L. MOORE  
TAX REPRESENTATIVE II  
CUSTOMER SERVICE SECTION

## **APPENDIX B**

---

### Chain-of Custody Records and Analytical Laboratory Reports




A N A L Y T I C A L   R E P O R T


Prepared for:

Geomatrix Consultants  
2101 Webster Street  
12th Floor  
Oakland, CA 94612

Date: 16-JUN-03  
Lab Job Number: 165650  
Project ID: 8207.001  
Location: Port of Oakland

This data package has been reviewed for technical correctness and completeness. Release of this data has been authorized by the Laboratory Manager or the Manager's designee, as verified by the following signatures. The results contained in this report meet all requirements of NELAC and pertain only to those samples which were submitted for analysis.

Reviewed by:   
Project Manager

Reviewed by:   
Operations Manager

This package may be reproduced only in its entirety.

**Laboratory Number:** 165650  
**Client:** Geomatrix Consultants  
**Project#:** 8207.001  
**Location:** Berth 23 Port of Oakland

**Receipt Date:** 06/05/03

## CASE NARRATIVE

This hardcopy data package contains sample and QC results for four water samples that were received on June 05, 2003. The samples were received cold and intact at 4.0 degrees Celsius.

### Total Volatile Hydrocarbons by EPA 8015B

High surrogate recoveries were observed in sample T2-060503-S (165650-004). This outlier can be attributed to hydrocarbons coeluting with the surrogate peaks. No other analytical problems were encountered.

### Total Extractable Hydrocarbons by EPA 8015B

The matrix spike sample, matrix spike and matrix spike duplicate of batch 82007 were analyzed at a dilution. This dilution caused the surrogate to be diluted out. Low spike recovery was observed in the matrix spike of sample CT#165650-001 (not a sample from this site). The associated laboratory control sample met acceptance criteria. No other analytical problems were encountered.

### MTBE, BTEX by EPA 8260B

No analytical problems were encountered.

### Lead by EPA 6010B

No analytical problems were encountered.



# Chain-of-Custody Record

004334


Date: 6/5/03

Page 1 of 1

Project No.: 8207.001

## ANALYSES



## REMARKS

Samplers (Signature):  
  
 Shipmaster Well

Date	Time	Sample Number	EPA Method 8021 (Full Scan)	EPA Method 8021 (Hal. VOCs only)	EPA Method 8021 (BETX only)	EPA Method 8260 (BTEX NMB)	EPA Method 8270 (Full Scan)	EPA Method 8270 SIM (PAHS only)	Method 8015M (Gasoline)	Method 8015M (Diesel)	Method 8015M (Motor Oil)	Silica Gel Cleanup	Soil (S), Water (W) Vapor (V), or Other (O)	Filtered	Preserved	Cooled	No. of Containers	
6/5/03	1530	T1-000503	X	X	X	X	X	X	X	X	X	X	S	N	N	Y	1	T1 = long gallon tank
	1605	T2-060503-NB	X	X	X	X	X	X	X	X	X	X	S	N	N	Y	1	T2 = 10 gallon tank
	1550	T2060503-NB	X	X	X	X	X	X	X	X	X	X	S	N	N	Y	1	T3 = 10 gallon tank
	1545	T2-060503-S	X	X	X	X	X	X	X	X	X	X	S	N	N	Y	1	T4 = 10 gallon tank

SR

Laboratory: **Curtis + Tompkins** Turnaround Time: **24-hour** Results to: **Erin Zavarin** Total No. of Containers: **4**

Relinquished by (Signature): 		Date: 6/5/03		Relinquished by (Signature): 		Date: 6/5/03		Relinquished by (Signature):		Date:		Method of Shipment: <b>Drop off</b>	
Printed Name: <b>Erin Zavarin</b>		Time: 1740		Printed Name: <b>Lisa Brooker</b>		Time: 1740		Printed Name:		Time:		Laboratory Comments and Log No.:	
Company: <b>COCONANTX</b>		Date: 1740		Company: <b>CRUTS &amp; Tompkins</b>		Date: 1740		Company:		Date:			
Received by:		Date:		Received by:		Date:		Printed Name:		Time:			
Printed Name:		Time:		Printed Name:		Time:		Printed Name:		Time:			
Company:		Time:		Company:		Time:		Company:		Time:			



# COOLER RECEIPT CHECKLIST

Login#: 165650 Date Received: 6-5-03 Number of Coolers: 1  
Client: Geomatrix Project: 8207.001 - Part of Oakland

- A. Preliminary Examination Phase<sup>2</sup>  
Date Opened: 6-5-03 By (print): Troy Windsor (sign) [Signature]
- Did cooler come with a shipping slip (airbill, etc.)?..... YES  NO
  - If YES, enter carrier name and airbill number: \_\_\_\_\_
  - Were custody seals on outside of cooler?..... YES  NO
  - How many and where? \_\_\_\_\_ Seal date: \_\_\_\_\_ Seal name: \_\_\_\_\_ N/A
  - Were custody seals unbroken and intact at the date and time of arrival?..... YES NO
  - Were custody papers dry and intact when received?.....  YES NO
  - Were custody papers filled out properly (ink, signed, etc.)?.....  YES NO
  - Did you sign the custody papers in the appropriate place?.....  YES NO
  - Was project identifiable from custody papers?.....  YES NO
- If YES, enter project name at the top of this form.
8. If required, was sufficient ice used? Samples should be 2-6 degrees C. ....  YES NO  
Type of ice: wet Temperature: 4.0

- B. Login Phase  
Date Logged In: 6-5-03 By (print): Troy Windsor (sign) [Signature]
- Describe type of packing in cooler: In ziploc type bags
  - Did all bottles arrive unbroken?.....  YES NO
  - Were labels in good condition and complete (ID, date, time, signature, etc.)?.....  YES NO
  - Did bottle labels agree with custody papers?.....  YES NO
  - Were appropriate containers used for the tests indicated?.....  YES NO
  - Were correct preservatives added to samples?..... YES NO N/A
  - Was sufficient amount of sample sent for tests indicated?.....  YES NO
  - Were bubbles absent in VOA samples? If NO, list sample Ids below..... YES NO N/A
  - Was the client contacted concerning this sample delivery?..... YES NO
- If YES, give details below.  
Who was called? \_\_\_\_\_ By whom? \_\_\_\_\_ Date: \_\_\_\_\_

Additional Comments:

---

---

---

---

---

---

---

---

## Total Volatile Hydrocarbons

Lab #:	165650	Location:	Port of Oakland
Client:	Geomatrix Consultants	Prep:	EPA 5030B
Project#:	8207.001	Analysis:	8015B
Matrix:	Soil	Batch#:	81928
Units:	mg/Kg	Sampled:	06/05/03
Basis:	as received	Received:	06/05/03

Field ID:	T1-060503	Diln Fac:	250.0
Type:	SAMPLE	Analyzed:	06/06/03
Lab ID:	165650-001		

Analyte	Result	RL
Gasoline C7-C12	11,000	250

Surrogate	%REC	Limits
Trifluorotoluene (FID)	144	56-144
Bromofluorobenzene (FID)	125	51-142

Field ID:	T2-060503-N	Diln Fac:	1.000
Type:	SAMPLE	Analyzed:	06/06/03
Lab ID:	165650-002		

Analyte	Result	RL
Gasoline C7-C12	4.3	1.1

Surrogate	%REC	Limits
Trifluorotoluene (FID)	121	56-144
Bromofluorobenzene (FID)	114	51-142

Field ID:	T2-060503-W	Diln Fac:	1.000
Type:	SAMPLE	Analyzed:	06/05/03
Lab ID:	165650-003		

Analyte	Result	RL
Gasoline C7-C12	ND	1.1

Surrogate	%REC	Limits
Trifluorotoluene (FID)	99	56-144
Bromofluorobenzene (FID)	107	51-142

\*= Value outside of QC limits; see narrative

ND= Not Detected

RL= Reporting Limit

Page 1 of 2

# GC19 TVH 'X' Data File (FID)

Sample Name : 165650-001,81928

FileName : G:\GC19\DATA\156X021.raw

Method : TVHBTXE

Start Time : 0.00 min

Scale Factor : 1.0

End Time : 26.80 min

Plot Offset : -30 mV

Sample #: a

Date : 6/6/03 08:59 AM

Time of Injection: 6/6/03 02:11 AM

Low Point : -29.83 mV


Plot Scale: 892.9 mV

Page 1 of 1

High Point : 863.11 mV

T1-060503

Response [mV]



# GC19 TVH 'X' Data File (FID)

Sample Name : 165650-002,81928

FileName : G:\GC19\DATA\156X018.raw

Method : TVHBTXE

Start Time : 0.00 min

Scale Factor: 1.0

End Time : 26.80 min

Plot Offset: 6 mV

Sample #: a

Date : 6/6/03 08:59 AM

Time of Injection: 6/6/03 12:29 AM

Low Point : 5.55 mV


Plot Scale: 148.8 mV

Page 1 of 1

High Point : 154.36 mV

T2-060503-N

Response [mV]



**Total Volatile Hydrocarbons**

Lab #:	165650	Location:	Port of Oakland
Client:	Geomatrix Consultants	Prep:	EPA 5030B
Project#:	8207.001	Analysis:	8015B
Matrix:	Soil	Batch#:	81928
Units:	mg/Kg	Sampled:	06/05/03
Basis:	as received	Received:	06/05/03

Field ID:	T2-060503-S	Diln Fac:	50.00
Type:	SAMPLE	Analyzed:	06/06/03
Lab ID:	165650-004		

Analyte	Result	RL
Gasoline C7-C12	2,200	50

Surrogate	%REC	Limits
Trifluorotoluene (FID)	160 *	56-144
Bromofluorobenzene (FID)	162 *	51-142

Type:	BLANK	Diln Fac:	1.000
Lab ID:	QC215466	Analyzed:	06/05/03

Analyte	Result	RL
Gasoline C7-C12	ND	1.0

Surrogate	%REC	Limits
Trifluorotoluene (FID)	97	56-144
Bromofluorobenzene (FID)	103	51-142

\*= Value outside of QC limits; see narrative

ND= Not Detected

RL= Reporting Limit

# GC19 TVH 'X' Data File (FID)

Sample Name : 165650-004,81928

FileName : G:\GC19\DATA\156X020.raw

Method : TVHBTXE

Start Time : 0.00 min

End Time : 26.80 min

Scale Factor: 1.0

Plot Offset: -39 mV

Sample #: a

Date : 6/6/03 08:59 AM

Time of Injection: 6/6/03 01:37 AM

Low Point : -39.28 mV


High Point : 1052.06 mV

Plot Scale: 1091.3 mV

Page 1 of 1

T2-060503-S

Response [mV]




# GC19 TVH 'X' Data File (FID)

Sample Name : ccv/lcs, qc215468, 81928, 03ws0819, 5/5000  
 FileName : G:\GC19\DATA\156X003.raw  
 Method : TVHBTXE  
 Start Time : 0.00 min  
 Scale Factor : 1.0

Sample # :  
 Date : 6/5/03 10:31 AM  
 Time of Injection: 6/5/03 10:03 AM  
 Low Point : -27.80 mV  
 Plot Scale: 851.5 mV  
 End Time : 26.80 min  
 Plot Offset: -28 mV  
 High Point : 823.73 mV

*Gasoline*

Response [mV]





### Total Volatile Hydrocarbons

Lab #:	165650	Location:	Port of Oakland
Client:	Geomatrix Consultants	Prep:	EPA 5030B
Project#:	8207.001	Analysis:	8015B
Type:	LCS	Basis:	as received
Lab ID:	QC215468	Diln Fac:	1.000
Matrix:	Soil	Batch#:	81928
Units:	mg/Kg	Analyzed:	06/05/03

Analyte	Spiked	Result	%REC	Limits
Gasoline C7-C12	10.00	9.942	99	80-120

Surrogate	#REC	Limits
Trifluorotoluene (FID)	118	56-144
Bromofluorobenzene (FID)	111	51-142



## Total Volatile Hydrocarbons

Lab #:	165650	Location:	Port of Oakland
Client:	Geomatrix Consultants	Prep:	EPA 5030B
Project#:	8207.001	Analysis:	8015B
Field ID:	T2-060503-W	Diln Fac:	1.000
MSS Lab ID:	165650-003	Batch#:	81928
Matrix:	Soil	Sampled:	06/05/03
Units:	mg/Kg	Received:	06/05/03
Basis:	as received	Analyzed:	06/05/03

Type: MS Lab ID: QC215599

Analyte	MSS Result	Spiked	Result	%REC	Limits
Gasoline C7-C12	0.1203	10.42	10.24	97	24-134

Surrogate	%REC	Limits
Trifluorotoluene (FID)	126	56-144
Bromofluorobenzene (FID)	117	51-142

Type: MSD Lab ID: QC215600

Analyte	Spiked	Result	%REC	Limits	RPD	Li
Gasoline C7-C12	10.10	9.773	96	24-134	2	32

Surrogate	%REC	Limits
Trifluorotoluene (FID)	126	56-144
Bromofluorobenzene (FID)	118	51-142

**Total Extractable Hydrocarbons**

Lab #:	165650	Location:	Port of Oakland
Client:	Geomatrix Consultants	Analysis:	EPA 8015B
Project#:	8207.001		
Matrix:	Soil	Sampled:	06/05/03
Units:	mg/Kg	Received:	06/05/03
Basis:	as received		

Field ID:	T1-060503	Prepared:	06/05/03
Type:	SAMPLE	Analyzed:	06/06/03
Lab ID:	165650-001	Prep:	EPA 3550
Oiln Fac:	5.000	Cleanup Method:	EPA 3630C
Batch#:	81951		

Analyte	Result	RL
Diesel C10-C24	620 L Y	5.0

Surrogate	%REC	Limits
Hexacosane	73	36-141

Field ID:	T2-060503-N	Prepared:	06/07/03
Type:	SAMPLE	Analyzed:	06/08/03
Lab ID:	165650-002	Prep:	SHAKER TABLE
Oiln Fac:	1.000	Cleanup Method:	EPA 3630C
Batch#:	82007		

Analyte	Result	RL
Diesel C10-C24	1.4 L Y	1.0

Surrogate	%REC	Limits
Hexacosane	47	36-141

Field ID:	T2-060503-W	Prepared:	06/05/03
Type:	SAMPLE	Analyzed:	06/06/03
Lab ID:	165650-003	Prep:	EPA 3550
Oiln Fac:	1.000	Cleanup Method:	EPA 3630C
Batch#:	81951		

Analyte	Result	RL
Diesel C10-C24	ND	1.0

Surrogate	%REC	Limits
Hexacosane	82	36-141

Field ID:	T2-060503-S	Prepared:	06/05/03
Type:	SAMPLE	Analyzed:	06/06/03
Lab ID:	165650-004	Prep:	EPA 3550
Oiln Fac:	5.000	Cleanup Method:	EPA 3630C
Batch#:	81951		

Analyte	Result	RL
Diesel C10-C24	720 L Y	5.0

Surrogate	%REC	Limits
Hexacosane	75	36-141

L= Lighter hydrocarbons contributed to the quantitation  
 Y= Sample exhibits chromatographic pattern which does not resemble standard  
 D= Not Detected  
 L= Reporting Limit

# Chromatogram

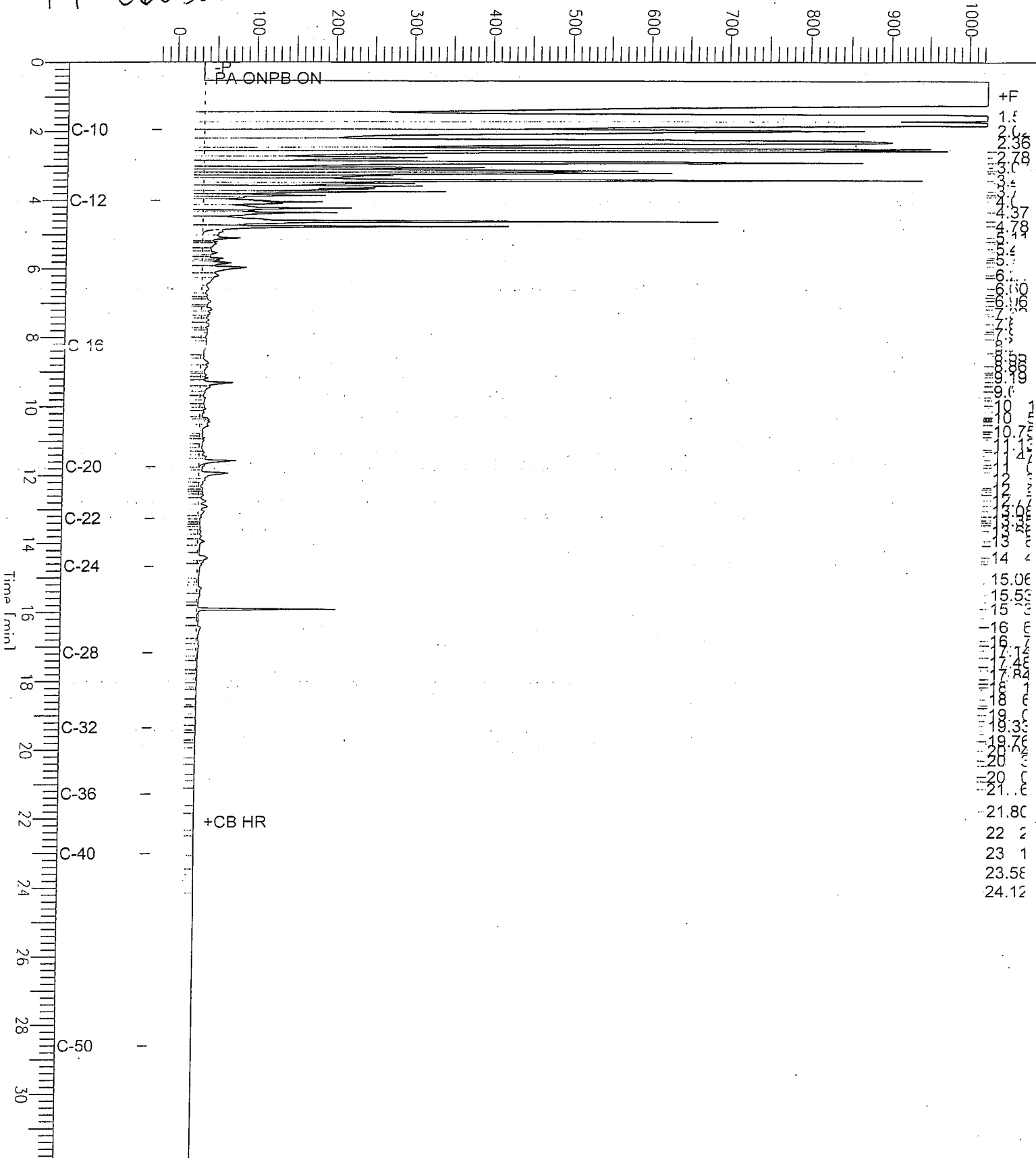
Sample Name : 165650-001sg,81951  
FileName : G:\GC13\CHB\155B057.RAW  
Method : BTEH154.MTH  
Start Time : 0.00 min  
Scale Factor: 0.0

End Time : 31.90 min  
Plot Offset: -20 mV

Sample #: 81951  
Date : 6/6/03 08:37 AM  
Time of Injection: 6/6/03 03:23 AM  
Low Point : -20.05 mV  
Plot Scale: 1044.0 mV  
High Point : 1024.00 mV

T1-060503

Response [mV]




# Chromatogram

Sample Name : 165650-002sg,82007  
FileName : G:\GC15\CHB\156B109.RAW  
Method : BTEH156.MTH  
Start Time : 0.01 min  
Scale Factor: 0.0

End Time : 31.91 min  
Plot Offset: 22 mV

Sample #: 82007  
Date : 6/9/03 09:54 AM  
Time of Injection: 6/8/03 03:33 PM  
Low Point : 22.23 mV  
Plot Scale: 257.3 mV  
High Point : 279.56 mV

T2-060503-N



# Chromatogram

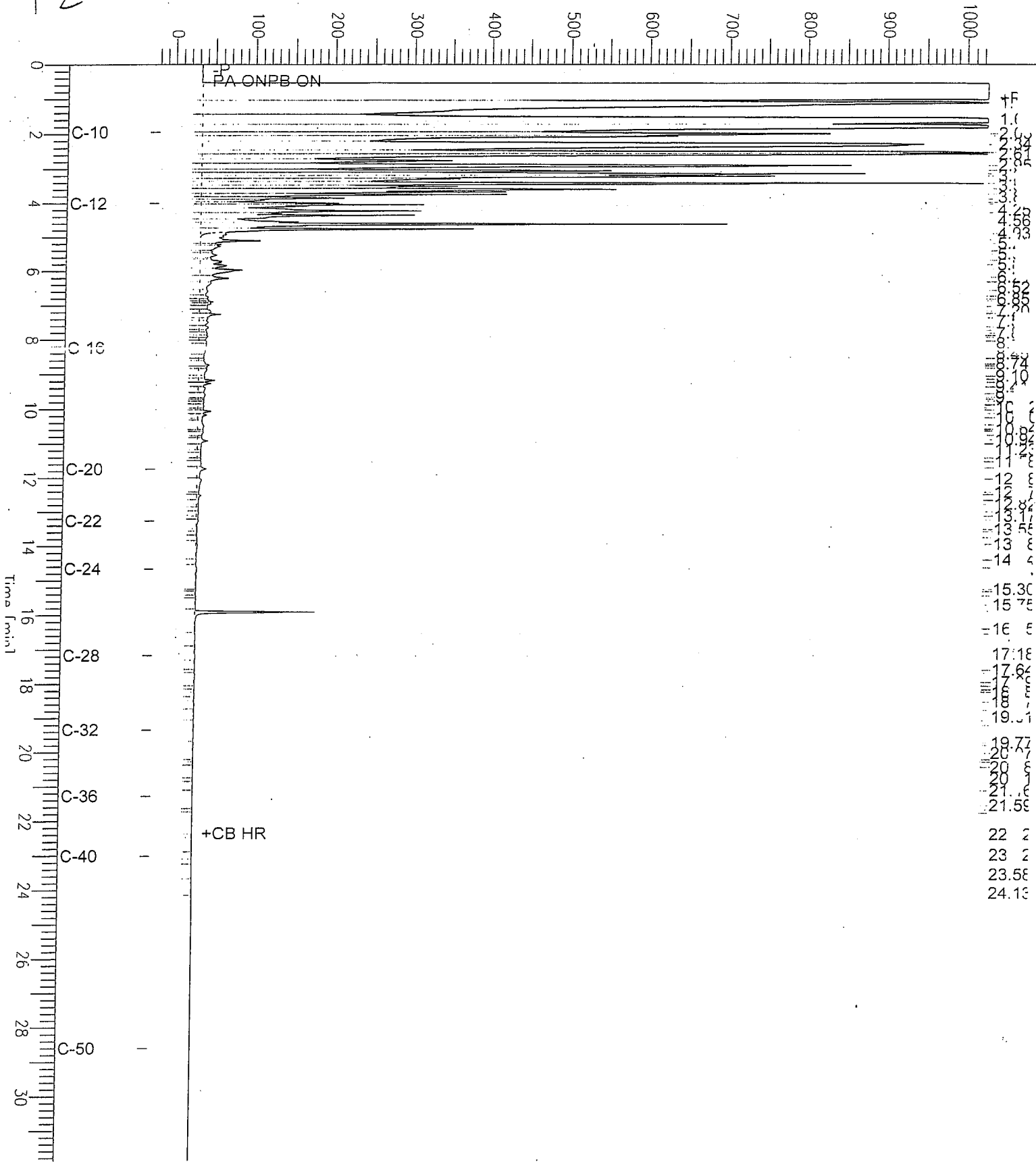
Sample Name : 165650-004sg,81951  
FileName : G:\GC13\CHB\155B060.RAW  
Method : BTEH154.MTH  
Start Time : 0.00 min  
Scale Factor: 0.0

End Time : 31.90 min  
Plot Offset: -20 mV

Sample #: 81951  
Date : 6/6/03 08:39 AM  
Time of Injection: 6/6/03 05:21 AM  
Low Point : -20.20 mV  
Plot Scale: 1044.2 mV  
High Point : 1024.00 mV

T2-666503-S

Response [mV]



# Chromatogram

Sample Name : ccv\_03ws0738.ds1

Sample #: 500mg/L

Page 1 of 1

File Name : G:\GC11\CHA\157A002.RAW

Date : 6/6/03 10:57 AM

Method : ATEH157.MTH

Time of Injection: 6/6/03 09:09 AM

Start Time : 0.01 min

End Time : 31.91 min

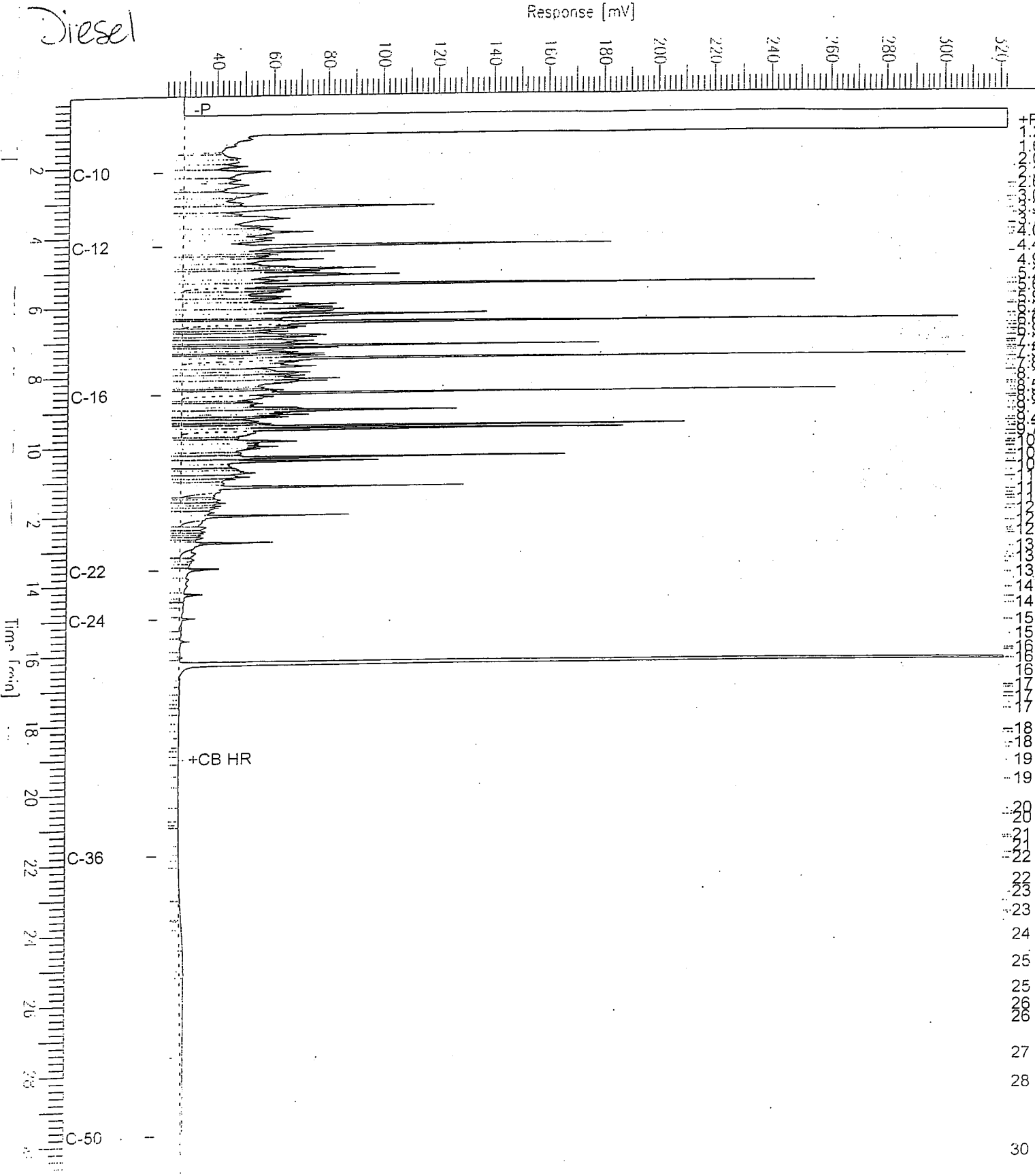
Low Point : 20.37 mV

High Point : 322.21 mV

Scale Factor: 0.0

Plot Offset: 20 mV

Plot Scale: 301.8 mV



Diesel

Response [mV]

40 60 80 100 120 140 160 180 200 220 240 260 280 300 320

-P

C-10

C-12

C-16

C-22

C-24

C-36

C-50

+CB HR

Time [min]

1  
2  
3  
4  
5  
6  
7  
8  
9  
10  
11  
12  
13  
14  
15  
16  
17  
18  
19  
20  
21  
22  
23  
24  
25  
26  
27  
28  
29  
30



Total Extractable Hydrocarbons

Lab #:	165650	Location:	Port of Oakland
Client:	Geomatrix Consultants	Analysis:	EPA 8015B
Project#:	8207.001		
Matrix:	Soil	Sampled:	06/05/03
Units:	mg/Kg	Received:	06/05/03
Basis:	as received		

Type:	BLANK	Prepared:	06/05/03
Lab ID:	QC215569	Analyzed:	06/06/03
Diln Fac:	1.000	Prep:	EPA 3550
Batch#:	81951	Cleanup Method:	EPA 3630C

Analyte	Result	RL
Diesel C10-C24	ND	0.99

Surrogate	%REC	Limits
Hexacosane	95	36-141

Type:	BLANK	Prepared:	06/07/03
Lab ID:	QC215791	Analyzed:	06/08/03
Diln Fac:	1.000	Prep:	SHAKER TABLE
Batch#:	82007	Cleanup Method:	EPA 3630C

Analyte	Result	RL
Diesel C10-C24	ND	1.0

Surrogate	%REC	Limits
Hexacosane	52	36-141

= Lighter hydrocarbons contributed to the quantitation  
 = Sample exhibits chromatographic pattern which does not resemble standard  
 = Not Detected  
 = Reporting Limit





Total Extractable Hydrocarbons

Lab #:	165650	Location:	Port of Oakland
Client:	Geomatrix Consultants	Prep:	EPA 3550
Project#:	8207.001	Analysis:	EPA 8015B
Type:	LCS	Diln Fac:	1.000
Lab ID:	QC215570	Batch#:	81951
Matrix:	Soil	Prepared:	06/05/03
Units:	mg/Kg	Analyzed:	06/06/03
Basis:	as received		

Cleanup Method: EPA 3630C

Analyte	Spiked	Result	%REC	Limits
Diesel C10-C24	50.30	37.12	74	49-129

Surrogate	%REC	Limits
Hexacosane	70	36-141



Total Extractable Hydrocarbons

Lab #:	165650	Location:	Port of Oakland
Client:	Geomatrix Consultants	Prep:	SHAKER TABLE
Project#:	8207.001	Analysis:	EPA 8015B
Type:	LCS	Diln Fac:	1.000
Lab ID:	QC215792	Batch#:	82007
Matrix:	Soil	Prepared:	06/07/03
Units:	mg/Kg	Analyzed:	06/08/03
Basis:	as received		

leanup Method: EPA 3630C

Analyte	Spiked	Result	%REC	Limits
Diesel C10-C24	24.94	17.07	68	49-129

Surrogate	%REC	Limits
Hexacosane	65	36-141

**Total Extractable Hydrocarbons**

Lab #:	165650	Location:	Port of Oakland
Client:	Geomatrix Consultants	Prep:	EPA 3550
Project#:	8207.001	Analysis:	EPA 8015B
Field ID:	ZZZZZZZZZZ	Batch#:	81951
MSS Lab ID:	165624-001	Sampled:	06/04/03
Matrix:	Soil	Received:	06/05/03
Units:	mg/Kg	Prepared:	06/05/03
Basis:	as received	Analyzed:	06/06/03
Diln Fac:	1.000		

Type: MS Lab ID: QC215571

Analyte	MSS Result	Spiked	Result	%REC	Limits
Diesel C10-C24	8.382	49.64	55.36	95	32-134

Surrogate	%REC	Limits
Hexacosane	74	36-141

Type: MSD Lab ID: QC215572

Analyte	Spiked	Result	%REC	Limits	RPD	Lim
Diesel C10-C24	49.66	52.56	89	32-134	5	48

Surrogate	%REC	Limits
Hexacosane	78	36-141



Total Extractable Hydrocarbons

Lab #:	165650	Location:	Port of Oakland
Client:	Geomatrix Consultants	Prep:	SHAKER TABLE
Project#:	8207.001	Analysis:	EPA 8015B
Field ID:	ZZZZZZZZZZ	Batch#:	82007
MSS Lab ID:	165683-001	Sampled:	06/06/03
Matrix:	Soil	Received:	06/06/03
Units:	mg/Kg	Prepared:	06/07/03
Basis:	as received	Analyzed:	06/10/03
Diln Fac:	5.000		

ype: MS Lab ID: QC215793

Analyte	MSS Result	Spiked	Result	%REC	Limits
Diesel C10-C24	71.43	24.97	75.57	17 *	32-134

Surrogate	%REC	Limits
Hexacosane	DO	36-141

ype: MSD Lab ID: QC215794

Analyte	Spiked	Result	%REC	Limits	RPD	Lim
Diesel C10-C24	24.94	97.59	105	32-134	25	48

Surrogate	%REC	Limits
Hexacosane	DO	36-141

\*= Value outside of QC limits; see narrative  
 D= Diluted Out  
 R= Relative Percent Difference  
 Page 1 of 1

## Purgeable Aromatics by GC/MS

Lab #:	165650	Location:	Port of Oakland
Client:	Geomatrix Consultants	Prep:	EPA 5030B
Project#:	8207.001	Analysis:	EPA 8260B
Field ID:	T1-060503	Diln Fac:	5,000
Lab ID:	165650-001	Batch#:	81977
Matrix:	Soil	Sampled:	06/05/03
Units:	ug/Kg	Received:	06/05/03
Basis:	as received	Analyzed:	06/06/03

Analyte	Result	RL
MTBE	ND	25,000
Benzene	57,000	25,000
Toluene	880,000	25,000
Ethylbenzene	270,000	25,000
m,p-Xylenes	1,100,000	25,000
o-Xylene	410,000	25,000

Surrogate	%REC	Limits
1,2-Dichloroethane-d4	118	76-130
Toluene-d8	105	80-120
Bromofluorobenzene	100	76-125

## Purgeable Aromatics by GC/MS

Lab #:	165650	Location:	Port of Oakland
Client:	Geomatrix Consultants	Prep:	EPA 5030B
Project#:	8207.001	Analysis:	EPA 8260B
Field ID:	T2-060503-N	Diln Fac:	1.000
Lab ID:	165650-002	Batch#:	81974
Matrix:	Soil	Sampled:	06/05/03
Units:	ug/Kg	Received:	06/05/03
Basis:	as received	Analyzed:	06/06/03

Analyte	Result	RL
MTBE	5.9	5.0
Benzene	5.5	5.0
Toluene	ND	5.0
Ethylbenzene	ND	5.0
m,p-Xylenes	ND	5.0
o-Xylene	ND	5.0

Surrogate	%REC	Limits
1,2-Dichloroethane-d4	99	76-130
Toluene-d8	103	80-120
Bromofluorobenzene	103	76-125

## Purgeable Aromatics by GC/MS

Lab #:	165650	Location:	Port of Oakland
Client:	Geomatrix Consultants	Prep:	EPA 5030B
Project#:	8207.001	Analysis:	EPA 8260B
Field ID:	T2-060503-W	Diln Fac:	1.064
Lab ID:	165650-003	Batch#:	81974
Matrix:	Soil	Sampled:	06/05/03
Units:	ug/Kg	Received:	06/05/03
Basis:	as received	Analyzed:	06/06/03

Analyte	Result	RL
MTBE	140	5.3
Benzene	ND	5.3
Toluene	ND	5.3
Ethylbenzene	ND	5.3
m,p-Xylenes	ND	5.3
o-Xylene	ND	5.3

Surrogate	%REC	Limits
1,2-Dichloroethane-d4	99	76-130
Toluene-d8	104	80-120
Bromofluorobenzene	105	76-125



## Purgeable Aromatics by GC/MS

Lab #:	165650	Location:	Port of Oakland
Client:	Geomatrix Consultants	Prep:	EPA 5030B
Project#:	8207.001	Analysis:	EPA 8260B
Field ID:	T2-060503-S	Diln Fac:	142.9
Lab ID:	165650-004	Batch#:	81977
Matrix:	Soil	Sampled:	06/05/03
Units:	ug/Kg	Received:	06/05/03
Basis:	as received	Analyzed:	06/06/03

Analyte	Result	RL
MTBE	ND	710
Benzene	920	710
Toluene	ND	710
Ethylbenzene	23,000	710
m,p-Xylenes	34,000	710
o-Xylene	6,600	710

Surrogate	%REC	Limits
1,2-Dichloroethane-d4	115	76-130
Toluene-d8	107	80-120
Bromofluorobenzene	99	76-125



**Purgeable Aromatics by GC/MS**

Lab #:	165650	Location:	Port of Oakland
Client:	Geomatrix Consultants	Prep:	EPA 5030B
Project#:	8207.001	Analysis:	EPA 8260B
Type:	LCS	Diln Fac:	1.000
Lab ID:	QC215662	Batch#:	81977
Matrix:	Water	Analyzed:	06/06/03
Units:	ug/L		

Analyte	Spiked	Result	%REC	Limits
Benzene	50.00	48.99	98	78-120
Toluene	50.00	51.54	103	79-120
Chlorobenzene	50.00	49.46	99	80-120

Surrogate	%REC	Limits
1,2-Dichloroethane-d4	122	76-130
Toluene-d8	102	80-120
Bromofluorobenzene	97	76-125

**Purgeable Aromatics by GC/MS**

Lab #:	165650	Location:	Port of Oakland
Client:	Geomatrix Consultants	Prep:	EPA 5030B
Project#:	8207.001	Analysis:	EPA 8260B
Type:	LCS	Basis:	as received
Lab ID:	QC215654	Diln Fac:	1.000
Matrix:	Soil	Batch#:	81974
Units:	ug/Kg	Analyzed:	06/06/03

Analyte	Spiked	Result	%REC	Limits
Benzene	50.00	49.71	99	78-120
Toluene	50.00	52.34	105	79-120
Chlorobenzene	50.00	52.22	104	80-120

Surrogate	%REC	Limits
1,2-Dichloroethane-d4	97	76-130
Toluene-d8	106	80-120
Bromofluorobenzene	99	76-125

## Purgeable Aromatics by GC/MS

Lab #:	165650	Location:	Port of Oakland
Client:	Geomatrix Consultants	Prep:	EPA 5030B
Project#:	8207.001	Analysis:	EPA 8260B
Field ID:	T2-060503-W	Diln Fac:	1.064
MSS Lab ID:	165650-003	Batch#:	81974
Matrix:	Soil	Sampled:	06/05/03
Units:	ug/Kg	Received:	06/05/03
Basis:	as received	Analyzed:	06/06/03

Type: MS Lab ID: QC215722

Analyte	MSS Result	Spiked	Result	%REC	Limits
Benzene	<0.08600	53.19	51.74	97	55-121
Toluene	<0.2100	53.19	55.14	104	44-129
Chlorobenzene	<0.1700	53.19	53.54	101	48-121

Surrogate	%REC	Limits
1,2-Dichloroethane-d4	97	76-130
Toluene-d8	105	80-120
Bromofluorobenzene	106	76-125

Type: MSD Lab ID: QC215723

Analyte	Spiked	Result	%REC	Limits	RPD	Lim
Benzene	53.19	51.67	97	55-121	0	20
Toluene	53.19	55.50	104	44-129	1	20
Chlorobenzene	53.19	53.85	101	48-121	1	20

Surrogate	%REC	Limits
1,2-Dichloroethane-d4	96	76-130
Toluene-d8	105	80-120
Bromofluorobenzene	103	76-125

Purgeable Aromatics by GC/MS

Lab #:	165650	Location:	Port of Oakland
Client:	Geomatrix Consultants	Prep:	EPA 5030B
Project#:	8207.001	Analysis:	EPA 8260B
Field ID:	ZZZZZZZZZZ	Batch#:	81977
MSS Lab ID:	165618-013	Sampled:	06/04/03
Matrix:	Water	Received:	06/04/03
Units:	ug/L	Analyzed:	06/06/03
Diln Fac:	1.000		

Type: MS Lab ID: QC215703

Analyte	MSS Result	Spiked	Result	%REC	Limits
Benzene	<0.2800	50.00	49.13	98	55-121
Toluene	<0.2200	50.00	53.50	107	44-129
Chlorobenzene	<0.2200	50.00	49.07	98	48-121

Surrogate	%REC	Limits
1,2-Dichloroethane-d4	96	76-130
Toluene-d8	99	80-120
Bromofluorobenzene	99	76-125

Type: MSD Lab ID: QC215704

Analyte	Spiked	Result	%REC	Limits	RPD	Lim
Benzene	50.00	49.99	100	55-121	2	20
Toluene	50.00	54.66	109	44-129	2	20
Chlorobenzene	50.00	51.28	103	48-121	4	20

Surrogate	%REC	Limits
1,2-Dichloroethane-d4	96	76-130
Toluene-d8	102	80-120
Bromofluorobenzene	95	76-125

**Lead**

Lab #:	165650	Location:	Port of Oakland
Client:	Geomatrix Consultants	Prep:	EPA 3050
Project#:	8207.001	Analysis:	EPA 6010B
Analyte:	Lead	Batch#:	81960
Matrix:	Soil	Sampled:	06/05/03
Units:	mg/Kg	Received:	06/05/03
Basis:	as received	Prepared:	06/05/03
Diln Fac:	1.000	Analyzed:	06/06/03

Field ID	Type	Lab ID	Result	RL
T1-060503	SAMPLE	165650-001	4.5	0.15
T2-060503-N	SAMPLE	165650-002	4.5	0.12
T2-060503-W	SAMPLE	165650-003	2.8	0.13
T2-060503-S	SAMPLE	165650-004	3.2	0.12
	BLANK	QC215601	ND	0.15

**Lead**

Lab #:	165650	Location:	Port of Oakland
Client:	Geomatrix Consultants	Prep:	EPA 3050
Project#:	8207.001	Analysis:	EPA 6010B
Analyte:	Lead	Diln Fac:	1.000
Matrix:	Soil	Batch#:	81960
Units:	mg/Kg	Prepared:	06/05/03
Basis:	as received	Analyzed:	06/06/03

Type	Lab ID	Spiked	Result	%REC	Limits	RPD	Lim
BS	QC215602	100.0	85.50	86	71-120		
BSD	QC215603	100.0	88.50	89	71-120	3	20

**Lead**

Lab #:	165650	Location:	Port of Oakland
Client:	Geomatrix Consultants	Prep:	EPA 3050
Project#:	8207.001	Analysis:	EPA 6010B
Analyte:	Lead	Diln Fac:	1.000
Field ID:	ZZZZZZZZZZ	Batch#:	81960
MSS Lab ID:	165628-001	Sampled:	06/05/03
Matrix:	Soil	Received:	06/05/03
Units:	mg/Kg	Prepared:	06/05/03
Basis:	as received	Analyzed:	06/06/03

Type	Lab ID	MSS Result	Spiked	Result	%REC	Limits	RPD	Li
MS	QC215604	14.39	95.24	86.19	75	23-137		
MSD	QC215605		80.97	76.52	77	23-137	2	40



Curtis & Tompkins, Ltd., Analytical Laboratories, Since 1878

2323 Fifth Street, Berkeley, CA 94710, Phone (510) 486-0900, Fax (510) 486-0532

ANALYTICAL REPORT

Prepared for:

Geomatrix Consultants  
2101 Webster Street  
12th Floor  
Oakland, CA 94612

Date: 18-JUN-03

Lab Job Number: 165736

Project ID: 8207.001

Location: 1195 Maritime Berth 23

This data package has been reviewed for technical correctness and completeness. Release of this data has been authorized by the Laboratory Manager or the Manager's designee, as verified by the following signatures. The results contained in this report meet all requirements of NELAC and pertain only to those samples which were submitted for analysis.

Reviewed by:

Project Manager

Reviewed by:

Operations Manager

This package may be reproduced only in its entirety.



# Chain-of Custody Record

Project No.: 8207.001

Samplers (Signature):

*Albert T. Mackay*

Date	Time	Sample Number
6/10/03	09:48	P1-061003
6/10/03	11:00	P2-061003

ANALYSES		REMARKS	
EPA Method 8021 (Full Scan)		Vapor (V), or Other (O)	
EPA Method 8021 (Hal. VOCs only)		Filtered	
EPA Method 8021 (BTEX only)		Preserved	
EPA Method 8260 MTBE	X	Cooled	
EPA Method 8270 (Full Scan)		No. of Containers	
EPA Method 8270 (SIM (PAHS only))			
Method 8015m (Gasoline)	X		
Method 8015m (Diesel)	X		
Method 8015m (Motor Oil)	X		
Silica Gel Cleanup	X		
Pb #420	X		

*Handwritten signature*

Received  On Ice  
 Cold  Ambient  Intact


Presentation Correct?  
 Yes  No  N/A

Laboratory:	Turnaround Time:	Results to:	Total No. of Containers:
Curtis & Tompkins	24 - hour (Rush)	Erin Zavarin	2
Relinquished by (Signature):	Date:	Relinquished by (Signature):	Date:
<i>Albert T. Mackay</i>	6/10/03		
Printed Name:	Time:	Printed Name:	Time:
Allan T. MacDonagh	13:40		
Company: GEOMETRIX		Company:	
Received by:	Date:	Received by:	Date:
<i>Steven Stanley</i>	6/10/03		
Printed Name:	Time:	Printed Name:	Time:
Steven Stanley	1340		
Company: CST		Company:	

Laboratory:	Turnaround Time:	Results to:	Total No. of Containers:
Curtis & Tompkins	24 - hour (Rush)	Erin Zavarin	2
Relinquished by (Signature):	Date:	Relinquished by (Signature):	Date:
<i>Albert T. Mackay</i>	6/10/03		
Printed Name:	Time:	Printed Name:	Time:
Allan T. MacDonagh	13:40		
Company: GEOMETRIX		Company:	
Received by:	Date:	Received by:	Date:
<i>Steven Stanley</i>	6/10/03		
Printed Name:	Time:	Printed Name:	Time:
Steven Stanley	1340		
Company: CST		Company:	

Method of Shipment: *Drop-off*

Laboratory Comments and Log No.:



### Total Volatile Hydrocarbons

Lab #:	165736	Location:	Port of Oakland
Client:	Geomatrix Consultants	Prep:	EPA 5030B
Project#:	8207.001	Analysis:	8015B
Matrix:	Soil	Sampled:	06/10/03
Units:	mg/Kg	Received:	06/10/03
Basis:	as received	Analyzed:	06/10/03
Batch#:	82067		

Field ID:	P1-061003	Lab ID:	165736-001
Type:	SAMPLE	Diln Fac:	20.00

Analyte	Result	RL
Gasoline C7-C12	33 H	4.0

Surrogate	%REC	Limits
Trifluorotoluene (FID)	99	56-144
Bromofluorobenzene (FID)	96	51-142

Field ID:	P2-061003	Lab ID:	165736-002
Type:	SAMPLE	Diln Fac:	20.00

Analyte	Result	RL
Gasoline C7-C12	190	4.0

Surrogate	%REC	Limits
Trifluorotoluene (FID)	125	56-144
Bromofluorobenzene (FID)	115	51-142

Type:	BLANK	Diln Fac:	1.000
Lab ID:	QC216028		

Analyte	Result	RL
Gasoline C7-C12	ND	1.0

Surrogate	%REC	Limits
Trifluorotoluene (FID)	90	56-144
Bromofluorobenzene (FID)	85	51-142

H= Heavier hydrocarbons contributed to the quantitation  
 ND= Not Detected  
 RL= Reporting Limit  
 Page 1 of 1

# Chromatogram

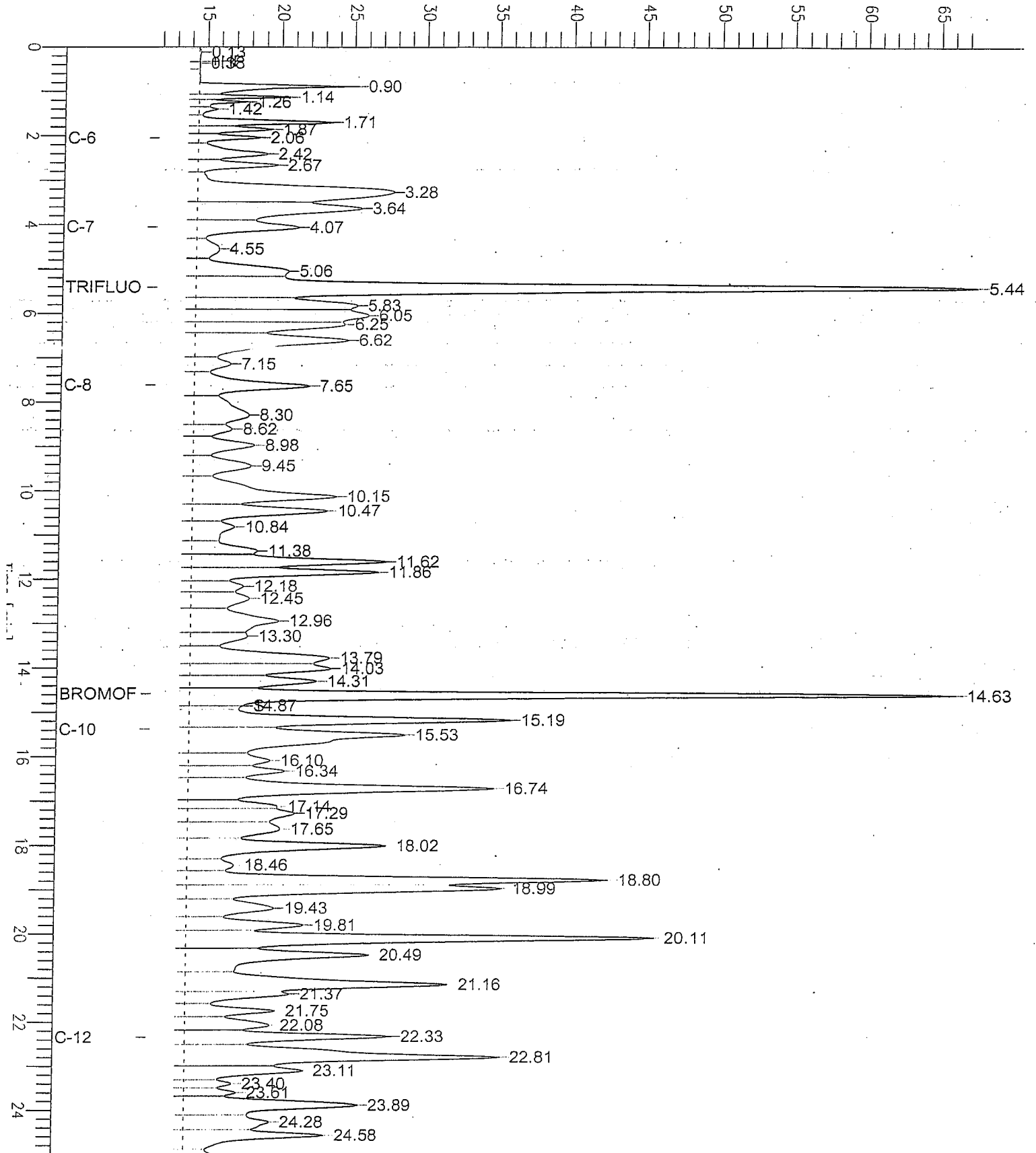
Sample Name : 165736-001,82067  
FileName : G:\GC05\DATA\161G006.raw  
Method : TVHBTXE  
Start Time : 0.00 min  
Scale Factor : 1.0

End Time : 25.00 min  
Plot Offset: 12 mV

Sample #: a  
Date : 6/10/03 04:48 PM  
Time of Injection: 6/10/03 04:17 PM  
Low Point : 11.76 mV  
High Point : 67.70 mV  
Plot Scale: 55.9 mV

PI-061003

Response [mV]



# Chromatogram

Sample Name : 165736-002,82067

File Name : G:\GC05\DATA\161G005.raw

Method : TVHBTXE

Start Time : 0.00 min

End Time : 25.00 min

Scale Factor : 1.0

Plot Offset : 3 mV

Sample # : a

Date : 6/10/03 04:13 PM

Time of Injection : 6/10/03 03:44 PM

Low Point : 3.47 mV


High Point : 234.71 mV

Plot Scale : 231.2 mV

Page 1 of 1

P2-061003

Response [mV]



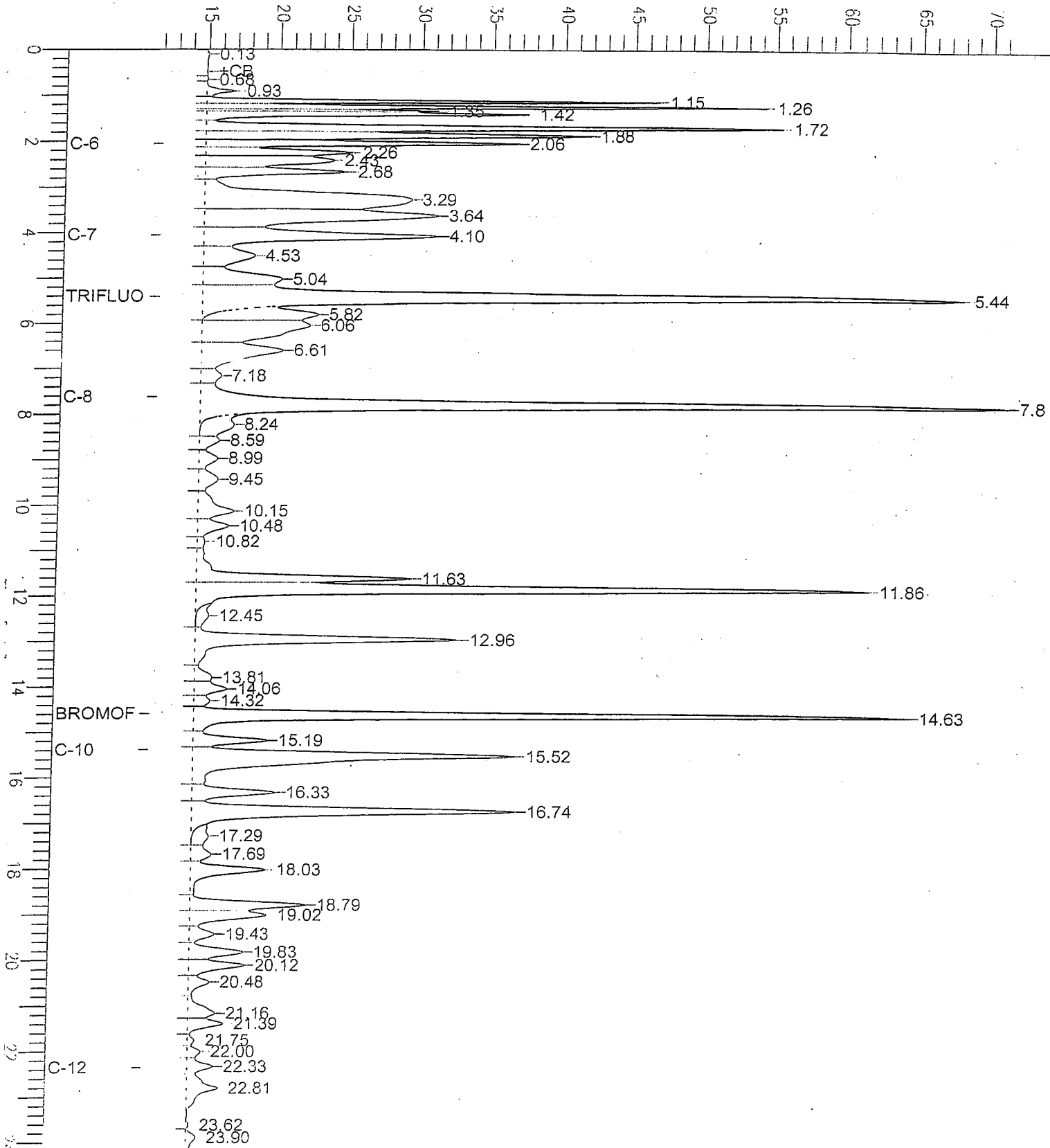
# Chromatogram

Sample Name : CCV/LCS\_QC216029,82067,03WS0819,2.5/5000  
FileName : G:\GC05\DATA\161G002.raw  
Method : TVHBTXE  
Start Time : 0.00 min End Time : 25.00 min  
Scale Factor : 1.0 Plot Offset : 12 mV

Sample # :  
Date : 6/10/03 02:21 PM  
Time of Injection : 6/10/03 01:56 PM  
Low Point : 12.00 mV High Point : 71.47 mV  
Plot Scale : 59.5 mV

Gasoline

Response [mV]



### Total Volatile Hydrocarbons

Lab #:	165736	Location:	Port of Oakland
Client:	Geomatrix Consultants	Prep:	EPA 5030B
Project#:	8207.001	Analysis:	8015B
Type:	LCS	Basis:	as received
Lab ID:	QC216029	Diln Fac:	1.000
Matrix:	Soil	Batch#:	82067
Units:	mg/Kg	Analyzed:	06/10/03

Analyte	Spiked	Result	%REC	Limits
Gasoline C7-C12	5.000	4.879	98	80-120

Surrogate	%REC	Limits
Trifluorotoluene (FID)	99	56-144
Bromofluorobenzene (FID)	86	51-142



Total Volatile Hydrocarbons

Lab #:	165736	Location:	Port of Oakland
Client:	Geomatrix Consultants	Prep:	EPA 5030B
Project#:	8207.001	Analysis:	8015B
Field ID:	ZZZZZZZZZZ	Diln Fac:	1.000
MSS Lab ID:	165723-005	Batch#:	82067
Matrix:	Soil	Sampled:	06/07/03
Units:	mg/Kg	Received:	06/09/03
Basis:	as received	Analyzed:	06/10/03

Type: MS Lab ID: QC216101

Analyte	MSS Result	Spiked	Result	%REC	Limits
Gasoline C7-C12	0.1296	9.346	8.606	91	24-134

Surrogate	%REC	Limits
Trifluorotoluene (FID)	105	56-144
Bromofluorobenzene (FID)	87	51-142

Type: MSD Lab ID: QC216102

Analyte	Spiked	Result	%REC	Limits	RPD	Li
Gasoline C7-C12	9.524	8.917	92	24-134	2	32

Surrogate	%REC	Limits
Trifluorotoluene (FID)	104	56-144
Bromofluorobenzene (FID)	87	51-142

### Total Extractable Hydrocarbons

Lab #:	165736	Location:	1195 Maritime Berth 23
Client:	Geomatrix Consultants	Prep:	SHAKER TABLE
Project#:	8207.001	Analysis:	EPA 8015B
Matrix:	Soil	Sampled:	06/10/03
Units:	mg/Kg	Received:	06/10/03
Basis:	as received	Prepared:	06/10/03
Diln Fac:	1.000	Analyzed:	06/11/03
Batch#:	82088		

Field ID:	P1-061003	Lab ID:	165736-001
Type:	SAMPLE	Cleanup Method:	EPA 3630C

Analyte	Result	RL
Diesel C10-C24	1.3 Y	1.0

Surrogate	%REC	Limits
Hexacosane	80	36-141

Field ID:	P2-061003	Lab ID:	165736-002
Type:	SAMPLE	Cleanup Method:	EPA 3630C

Analyte	Result	RL
Diesel C10-C24	90 L Y	1.0

Surrogate	%REC	Limits
Hexacosane	101	36-141

Type:	BLANK	Cleanup Method:	EPA 3630C
Lab ID:	QC216115		

Analyte	Result	RL
Diesel C10-C24	ND	1.0

Surrogate	%REC	Limits
Hexacosane	89	36-141

L= Lighter hydrocarbons contributed to the quantitation  
 Y= Sample exhibits chromatographic pattern which does not resemble standard  
 ND= Not Detected  
 RL= Reporting Limit



# Chromatogram


Sample Name : 165736-001sg,82088  
FileName : G:\GC11\CHA\162A006.RAW  
Method : ATEH158.MTH  
Start Time : 0.01 min  
Scale Factor: 0.0

End Time : 31.91 min  
Plot Offset: 9 mV

Sample #: 82088  
Date : 6/11/03 02:56 PM  
Time of Injection: 6/11/03 02:17 PM  
Low Point : 9.06 mV  
High Point : 416.54 mV  
Plot Scale: 407.5 mV

P1-061003

Response [mV]

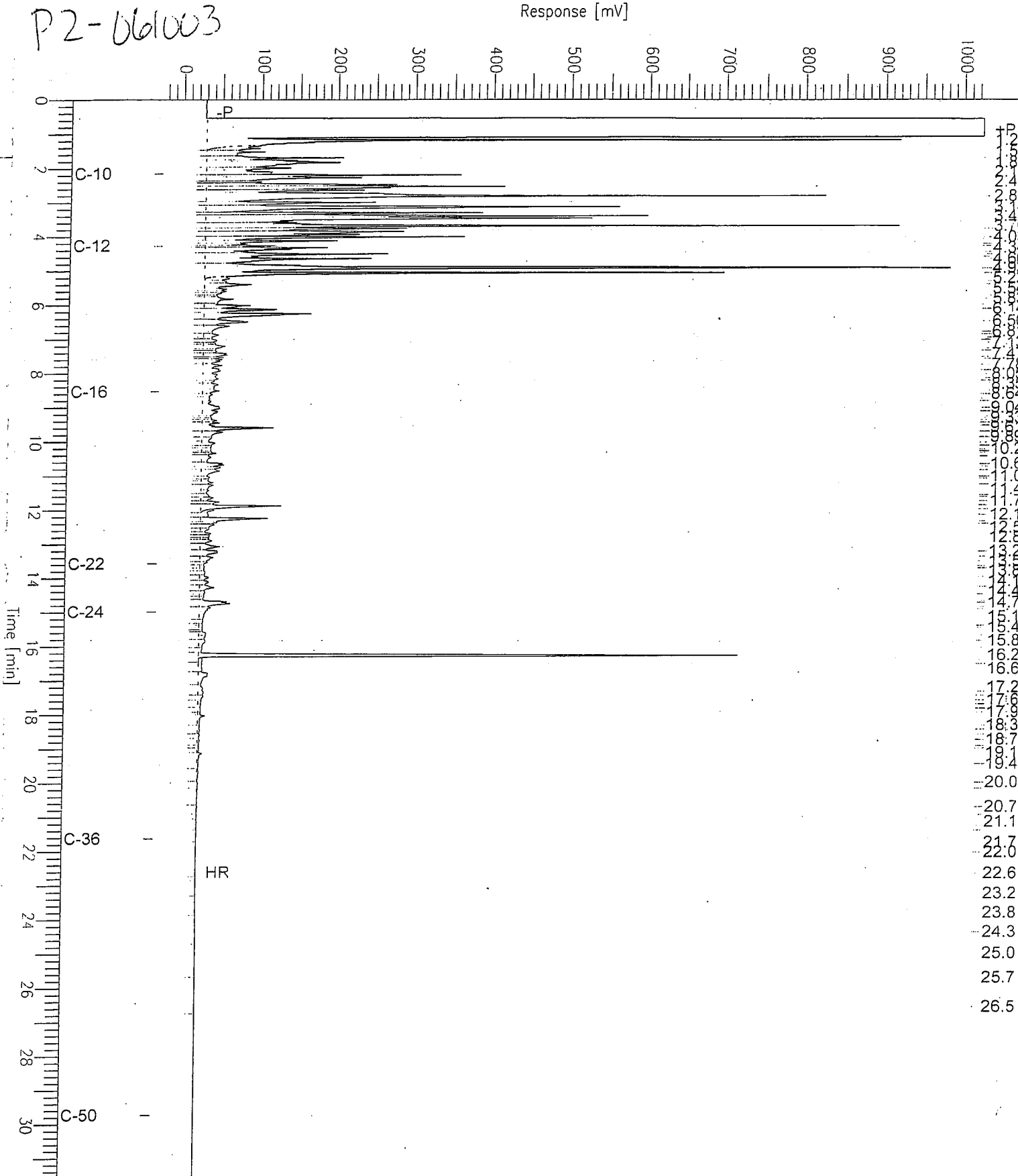


# Chromatogram

Sample Name : 165736-002sg,82088  
FileName : G:\GC11\CHA\162A007.RAW  
Method : ATEH158.MTH  
Start Time : 0.00 min  
Scale Factor : 0.0

End Time : 31.90 min  
Plot Offset: -25 mV

Sample #: 82088  
Date : 6/11/03 03:33 PM  
Time of Injection: 6/11/03 02:57 PM  
Low Point : -24.87 mV  
Plot Scale: 1048.9 mV  
High Point : 1024.00 mV



# Chromatogram

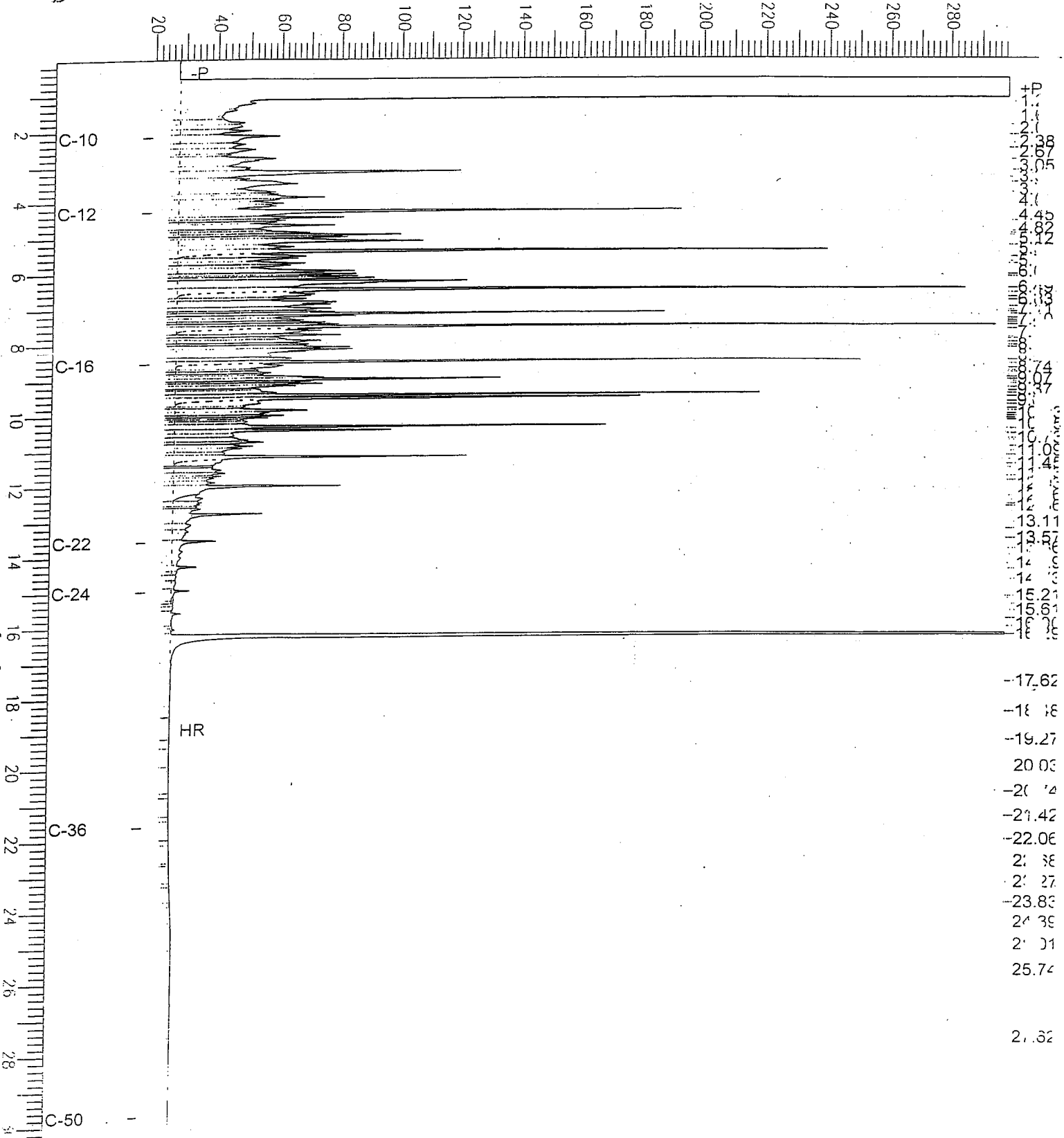
Sample Name : ccv,03ws0738,dsl  
 FileName : G:\GC11\CHA\162A002.RAW  
 Method : ATEH158.MTH  
 Start Time : 0.01 min  
 Scale Factor: 0.0

End Time : 31.91 min  
 Plot Offset: 19 mV

Sample #: 500mg/L  
 Date : 6/11/03 11:23 AM  
 Time of Injection: 6/11/03 10:10 AM  
 Low Point : 19.23 mV  
 Plot Scale: 279.5 mV  
 High Point : 298.70 mV

*Diesel*

Response [mV]



### Total Extractable Hydrocarbons

Lab #:	165736	Location:	1195 Maritime Berth 23
Client:	Geomatrix Consultants	Prep:	SHAKER TABLE
Project#:	8207.001	Analysis:	EPA 8015B
Type:	LCS	Diln Fac:	1.000
Lab ID:	QC216116	Batch#:	82088
Matrix:	Soil	Prepared:	06/10/03
Units:	mg/Kg	Analyzed:	06/11/03
Basis:	as received		

Cleanup Method: EPA 3630C

Analyte	Spiked	Result	%REC	Limits
Diesel C10-C24	50.43	39.54	78	49-129

Surrogate	%REC	Limits
Hexacosane	92	36-141

### Total Extractable Hydrocarbons

Lab #:	165736	Location:	1195 Maritime Berth 23
Client:	Geomatrix Consultants	Prep:	SHAKER TABLE
Project#:	8207.001	Analysis:	EPA 8015B
Field ID:	ZZZZZZZZZZ	Batch#:	82088
MSS Lab ID:	165715-009	Sampled:	06/09/03
Matrix:	Soil	Received:	06/09/03
Units:	mg/Kg	Prepared:	06/10/03
Basis:	as received	Analyzed:	06/11/03
Diln Fac:	2.000		

Type: MS  
 Lab ID: QC216117  
 Cleanup Method: EPA 3630C

Analyte	MSS Result	Spiked	Result	%REC	Limits
Diesel C10-C24	68.34	49.85	99.41	62	32-134

Surrogate	%REC	Limits
Hexacosane	80	36-141

Type: MSD  
 Lab ID: QC216118  
 Cleanup Method: EPA 3630C

Analyte	Spiked	Result	%REC	Limits	RPD	Lim
Diesel C10-C24	49.61	112.8	90	32-134	13	48

Surrogate	%REC	Limits
Hexacosane	101	36-141

**Purgeable Aromatics by GC/MS**

Lab #:	165736	Location:	1195 Maritime Berth 23
Client:	Geomatrix Consultants	Prep:	EPA 5030B
Project#:	8207.001	Analysis:	EPA 8260B
Field ID:	P1-061003	Diln Fac:	5.556
Lab ID:	165736-001	Batch#:	82057
Matrix:	Soil	Sampled:	06/10/03
Units:	ug/Kg	Received:	06/10/03
Basis:	as received	Analyzed:	06/10/03

Analyte	Result	RL
MTBE	ND	28
Benzene	ND	28
Toluene	ND	28
Chlorobenzene	ND	28
Ethylbenzene	230	28
m,p-Xylenes	610	28
o-Xylene	210	28
1,3-Dichlorobenzene	ND	28
1,4-Dichlorobenzene	ND	28
1,2-Dichlorobenzene	ND	28

Surrogate	%REC	Limits
1,2-Dichloroethane-d4	104	76-130
Toluene-d8	105	80-120
Bromofluorobenzene	109	76-125



## Purgeable Aromatics by GC/MS

Lab #:	165736	Location:	1195 Maritime Berth 23
Client:	Geomatrix Consultants	Prep:	EPA 5030B
Project#:	8207.001	Analysis:	EPA 8260B
Field ID:	P2-061003	Diln Fac:	71.43
Lab ID:	165736-002	Batch#:	82099
Matrix:	Soil	Sampled:	06/10/03
Units:	ug/Kg	Received:	06/10/03
Basis:	as received	Analyzed:	06/11/03

Analyte	Result	RL
MTBE	ND	360
Benzene	440	360
Toluene	ND	360
Chlorobenzene	ND	360
Ethylbenzene	11,000	360
m, p-Xylenes	5,500	360
o-Xylene	ND	360
1,3-Dichlorobenzene	ND	360
1,4-Dichlorobenzene	ND	360
1,2-Dichlorobenzene	ND	360

Surrogate	%REC	Limits
1,2-Dichloroethane-d4	90	76-130
Toluene-d8	101	80-120
Bromofluorobenzene	98	76-125

**Purgeable Aromatics by GC/MS**

Lab #:	165736	Location:	1195 Maritime Berth 23
Client:	Geomatrix Consultants	Prep:	EPA 5030B
Project#:	8207.001	Analysis:	EPA 8260B
Type:	BLANK	Basis:	as received
Lab ID:	QC215991	Diln Fac:	1.000
Matrix:	Soil	Batch#:	82057
Units:	ug/Kg	Analyzed:	06/10/03

Analyte	Result	RL
MTBE	ND	5.0
Benzene	ND	5.0
Toluene	ND	5.0
Chlorobenzene	ND	5.0
Ethylbenzene	ND	5.0
m,p-Xylenes	ND	5.0
o-Xylene	ND	5.0
1,3-Dichlorobenzene	ND	5.0
1,4-Dichlorobenzene	ND	5.0
1,2-Dichlorobenzene	ND	5.0

Surrogate	%REC	Limits
1,2-Dichloroethane-d4	100	76-130
Toluene-d8	103	80-120
Bromofluorobenzene	109	76-125





## Purgeable Aromatics by GC/MS

Lab #:	165736	Location:	1195 Maritime Berth 23
Client:	Geomatrix Consultants	Prep:	EPA 5030B
Project#:	8207.001	Analysis:	EPA 8260B
Type:	BLANK	Diln Fac:	1.000
Lab ID:	QC216157	Batch#:	82099
Matrix:	Water	Analyzed:	06/11/03
Units:	ug/L		

Analyte	Result	RL
MTBE	ND	5.0
Benzene	ND	5.0
Toluene	ND	5.0
Chlorobenzene	ND	5.0
Ethylbenzene	ND	5.0
m,p-Xylenes	ND	5.0
o-Xylene	ND	5.0
1,3-Dichlorobenzene	ND	5.0
1,4-Dichlorobenzene	ND	5.0
1,2-Dichlorobenzene	ND	5.0

Surrogate	%REC	Limits
1,2-Dichloroethane-d4	89	76-130
Toluene-d8	103	80-120
Bromofluorobenzene	100	76-125

## Purgeable Aromatics by GC/MS

Lab #:	165736	Location:	1195 Maritime Berth 23
Client:	Geomatrix Consultants	Prep:	EPA 5030B
Project#:	8207.001	Analysis:	EPA 8260B
Type:	LCS	Basis:	as received
Lab ID:	QC215990	Diln Fac:	1.000
Matrix:	Soil	Batch#:	82057
Units:	ug/Kg	Analyzed:	06/10/03

Analyte	Spiked	Result	%REC	Limits
Benzene	50.00	49.51	99	78-120
Toluene	50.00	52.29	105	79-120
Chlorobenzene	50.00	49.99	100	80-120

Surrogate	%REC	Limits
1,2-Dichloroethane-d4	100	76-130
Toluene-d8	106	80-120
Bromofluorobenzene	103	76-125



Purgeable Aromatics by GC/MS

Lab #:	165736	Location:	1195 Maritime Berth 23
Client:	Geomatrix Consultants	Prep:	EPA 5030B
Project#:	8207.001	Analysis:	EPA 8260B
Field ID:	ZZZZZZZZZZ	Diln Fac:	1.020
MSS Lab ID:	165723-004	Batch#:	82057
Matrix:	Soil	Sampled:	06/07/03
Units:	ug/Kg	Received:	06/09/03
Basis:	as received	Analyzed:	06/10/03

Type: MS Lab ID: QC216079

Analyte	MSS Result	Spiked	Result	%REC	Limits
Benzene	<0.08200	51.02	44.57	87	55-121
Toluene	<0.2000	51.02	44.03	86	44-129
Chlorobenzene	<0.1600	51.02	36.32	71	48-121

Surrogate	%REC	Limits
1,2-Dichloroethane-d4	109	76-130
Toluene-d8	108	80-120
Bromofluorobenzene	109	76-125

Type: MSD Lab ID: QC216080

Analyte	Spiked	Result	%REC	Limits	RPD	Lir
Benzene	51.02	45.34	89	55-121	2	20
Toluene	51.02	45.64	89	44-129	4	20
Chlorobenzene	51.02	38.07	75	48-121	5	20

Surrogate	%REC	Limits
1,2-Dichloroethane-d4	104	76-130
Toluene-d8	107	80-120
Bromofluorobenzene	109	76-125

## Purgeable Aromatics by GC/MS

Lab #:	165736	Location:	1195 Maritime Berth 23
Client:	Geomatrix Consultants	Prep:	EPA 5030B
Project#:	8207.001	Analysis:	EPA 8260B
Type:	LCS	Diln Fac:	1.000
Lab ID:	QC216156	Batch#:	82099
Matrix:	Water	Analyzed:	06/11/03
Units:	ug/L		

Analyte	Spiked	Result	%REC	Limits
Benzene	50.00	49.91	100	78-120
Toluene	50.00	51.64	103	79-120
Chlorobenzene	50.00	51.84	104	80-120

Surrogate	%REC	Limits
1,2-Dichloroethane-d4	87	76-130
Toluene-d8	104	80-120
Bromofluorobenzene	96	76-125



## Purgeable Aromatics by GC/MS

Lab #:	165736	Location:	1195 Maritime Berth 23
Client:	Geomatrix Consultants	Prep:	EPA 5030B
Project#:	8207.001	Analysis:	EPA 8260B
Field ID:	ZZZZZZZZZZ	Batch#:	82099
MSS Lab ID:	165670-001	Sampled:	06/05/03
Matrix:	TCLP Leachate	Received:	06/06/03
Units:	ug/L	Analyzed:	06/11/03
Diln Fac:	0.9800		

Type: MS Lab ID: QC216220

Analyte	MSS Result	Spiked	Result	%REC	Limits
Benzene	<0.2300	49.00	46.49	95	55-121
Toluene	<0.2200	49.00	47.96	98	44-129
Chlorobenzene	<0.2300	49.00	48.03	98	48-121

Surrogate	%REC	Limits
1,2-Dichloroethane-d4	89	76-130
Toluene-d8	102	80-120
Bromofluorobenzene	94	76-125

Type: MSD Lab ID: QC216221

Analyte	Spiked	Result	%REC	Limits	RPD	Li
Benzene	49.00	46.80	96	55-121	1	20
Toluene	49.00	48.66	99	44-129	1	20
Chlorobenzene	49.00	48.82	100	48-121	2	20

Surrogate	%REC	Limits
1,2-Dichloroethane-d4	89	76-130
Toluene-d8	100	80-120
Bromofluorobenzene	97	76-125

Lead			
Lab #:	165736	Location:	1195 Maritime Berth 23
Client:	Geomatrix Consultants	Prep:	EPA 3050
Project#:	8207.001	Analysis:	EPA 6010B
Analyte:	Lead	Batch#:	82082
Matrix:	Soil	Sampled:	06/10/03
Units:	mg/Kg	Received:	06/10/03
Basis:	as received	Prepared:	06/10/03
Diln Fac:	1.000	Analyzed:	06/11/03

Field ID	Type	Lab ID	Result	RL
P1-061003	SAMPLE	165736-001	3.8	0.14
P2-061003	SAMPLE	165736-002	5.2	0.13
	BLANK	QC216091	ND	0.15



Curtis & Tompkins, Ltd., Analytical Laboratories, Since 1878

2323 Fifth Street, Berkeley, CA 94710, Phone (510) 486-0900, Fax (510) 486-0532

A N A L Y T I C A L   R E P O R T

Prepared for:

Geomatrix Consultants  
2101 Webster Street  
12th Floor  
Oakland, CA 94612

Date: 26-JUN-03

Lab Job Number: 165890

Project ID: 8207.001


Location: Berth 23 Port of Oakland

This data package has been reviewed for technical correctness and completeness. Release of this data has been authorized by the Laboratory Manager or the Manager's designee, as verified by the following signatures. The results contained in this report meet all requirements of NELAP and pertain only to those samples which were submitted for analysis.

Reviewed by:

  
Project Manager

Reviewed by:

  
Operations Manager

This package may be reproduced only in its entirety.

Project No.: 8207.001			ANALYSES										REMARKS									
Date	Time	Sample Number	EPA Method 8021 (Full Scan)	EPA Method 8021 (Hal. VOCs only)	EPA Method 8021 (BTEX only)	EPA Method 8260 (MIB)	EPA Method 8270 (Full Scan)	EPA Method 8270 (SIM PAHS only)	Method 8015M (Gasoline)	Method 8015M (Diesel)	Method 8015M (Motor Oil)	Silica Gel Cleanup	2420-PB	HOLD	Total No. of Containers	Soil (S), Water (W) Vapor (V), or Other (O)	Filtered	Preserved	Cooled	No. of Containers	Additional Comments	
6/17/03	0935	1B-061703				X			X	X		X	X		8	S	2	2	Y	1	composite samples before ANALYSIS (#1A → #1D)	
	0935	1A-061703				X			X	X		X	X		8	S	2	2	Y	1		
	1000	1C-061703				X			X	X		X	X		8	S	2	2	Y	1		
	1007	1D-061703				X			X	X		X	X		8	S	2	2	Y	1		
	1015	2C-061703				X			X	X		X	X		8	S	2	2	Y	1		composite samples before ANALYSIS (#2A → #2E)
	1023	2D-061703				X			X	X		X	X		8	S	2	2	Y	1		
	1032	2B-061703				X			X	X		X	X		8	S	2	2	Y	1		
	1037	2A-061703				X			X	X		X	X		8	S	2	2	Y	1		

Laboratory: Curtis + Tompkins Results to: Erin Zawarin

Relinquished by (Signature): [Signature] Date: 6/17/03 Time: 11:39

Printed Name: Erin Zawarin Company: Geomatrix

Received by: [Signature] Date: 6/17/03 Time: 11:39

Printed Name: [Signature] Company: Geomatrix

Relinquished by (Signature): [Signature] Date: 6/17/03 Time: 11:39

Printed Name: Erin Zawarin Company: Geomatrix

Received by: [Signature] Date: 6/17/03 Time: 11:39

Printed Name: [Signature] Company: Geomatrix

Method of Shipment: Drop off

Laboratory Comments and Log No.: 24TAT for all except TEH → 48TAT

Received  On-ice  Ambient  Intact

Preservation Correct?  Yes  No  N/A


Per: J. Patterson 6/17/03

**Geomatrix Consultants**  
 2101 Webster Street, 12th Floor • Oakland, CA 94612  
 Phone: 510-663-4100 • Fax: 510-663-4141

1  
2  
3  
4  
5  
6  
7  
8  
9



SOP Volume: Client Services  
Section: 1.1.2  
Page: 1 of 1  
Effective Date: 10-May-99  
Revision: 1 Number 3 of 3  
Filename: F:\QC\FORMS\QC\Cooler.wpd



## COOLER RECEIPT CHECKLIST

Login#: 165890 Date Received: 6/16/03 Number of Coolers: 1  
Client: GEOMATRIX Project: BERTH 23 PORT OF OAKLAND

- A. Preliminary Examination Phase  
Date Opened: 6/16/03 By (print): G. HAHN (sign) [Signature]
- Did cooler come with a shipping slip (airbill, etc.)?..... YES  NO
  - If YES, enter carrier name and airbill number: \_\_\_\_\_
  - Were custody seals on outside of cooler?..... YES  NO
  - How many and where? \_\_\_\_\_ Seal date: \_\_\_\_\_ Seal name: \_\_\_\_\_
  - Were custody seals unbroken and intact at the date and time of arrival?..... YES NO N/A
  - Were custody papers dry and intact when received?.....  YES NO
  - Were custody papers filled out properly (ink, signed, etc.)?.....  YES NO
  - Did you sign the custody papers in the appropriate place?..... YES NO N/A
  - Was project identifiable from custody papers?.....  YES NO
- If YES, enter project name at the top of this form.
- If required, was sufficient ice used? Samples should be 2-6 degrees C. .... YES NO
- Type of ice: WET Temperature: COLD

- B. Login Phase  
Date Logged In: 6/16/03 By (print): G. HAHN (sign) [Signature]
- Describe type of packing in cooler: BAGGED IN ZIPLOC
  - Did all bottles arrive unbroken?.....  YES NO
  - Were labels in good condition and complete (ID, date, time, signature, etc.)?.....  YES NO
  - Did bottle labels agree with custody papers?.....  YES NO
  - Were appropriate containers used for the tests indicated?.....  YES NO
  - Were correct preservatives added to samples?..... YES NO N/A
  - Was sufficient amount of sample sent for tests indicated?.....  YES NO
  - Were bubbles absent in VOA samples? If NO, list sample Ids below..... YES NO N/A
  - Was the client contacted concerning this sample delivery?..... YES NO
- If YES, give details below.  
Who was called? \_\_\_\_\_ By whom? \_\_\_\_\_ Date: \_\_\_\_\_

Additional Comments:

---

---

---

---

---

---



## Total Volatile Hydrocarbons

Lab #:	165890	Location:	Berth 23 Port of Oakland
Client:	Geomatrix Consultants	Prep:	EPA 5030B
Project#:	8207.001	Analysis:	8015B
Matrix:	Soil	Sampled:	06/17/03
Units:	mg/Kg	Received:	06/17/03
Basis:	as received	Analyzed:	06/17/03
Batch#:	82268		

Field ID:	COMP #1A-#1D	Lab ID:	165890-005
Type:	SAMPLE	Diln Fac:	10.00

Analyte	Result	RL
Gasoline C7-C12	340 H Y	10

Surrogate	%REC	Limits
Trifluorotoluene (FID)	106	56-144
Bromofluorobenzene (FID)	119	51-142

Field ID:	COMP #2A-#2D	Lab ID:	165890-010
Type:	SAMPLE	Diln Fac:	5.000

Analyte	Result	RL
Gasoline C7-C12	110 H Y	5.0

Surrogate	%REC	Limits
Trifluorotoluene (FID)	99	56-144
Bromofluorobenzene (FID)	106	51-142

Type:	BLANK	Diln Fac:	1.000
Lab ID:	QC216857		

Analyte	Result	RL
Gasoline C7-C12	ND	1.0

Surrogate	%REC	Limits
Trifluorotoluene (FID)	88	56-144
Bromofluorobenzene (FID)	81	51-142

H= Heavier hydrocarbons contributed to the quantitation  
Y= Sample exhibits chromatographic pattern which does not resemble standard  
ND= Not Detected  
RL= Reporting Limit  
Page 1 of 1

# Chromatogram

Sample Name : 165890-005,82268

Sample #: comp

Page 1 of 1

fileName : G:\GC05\DATA\168G009.raw

Date : 6/18/03 07:53 AM

ethod : TVHBTXE

Time of Injection: 6/17/03 06:15 PM

Start Time : 0.00 min

End Time : 25.00 min

Low Point : 3.60 mV

High Point : 227.30 mV


Scale Factor: 1.0

Plot Offset: 4 mV

Plot Scale: 223.7 mV

COMP # 1A - # 1D

Response [mV]



# Chromatogram

Sample Name : 165890-010,82268  
FileName : G:\GC05\DATA\168G008.raw  
Method : TVHBTXE  
Start Time : 0.00 min  
Scale Factor : 1.0

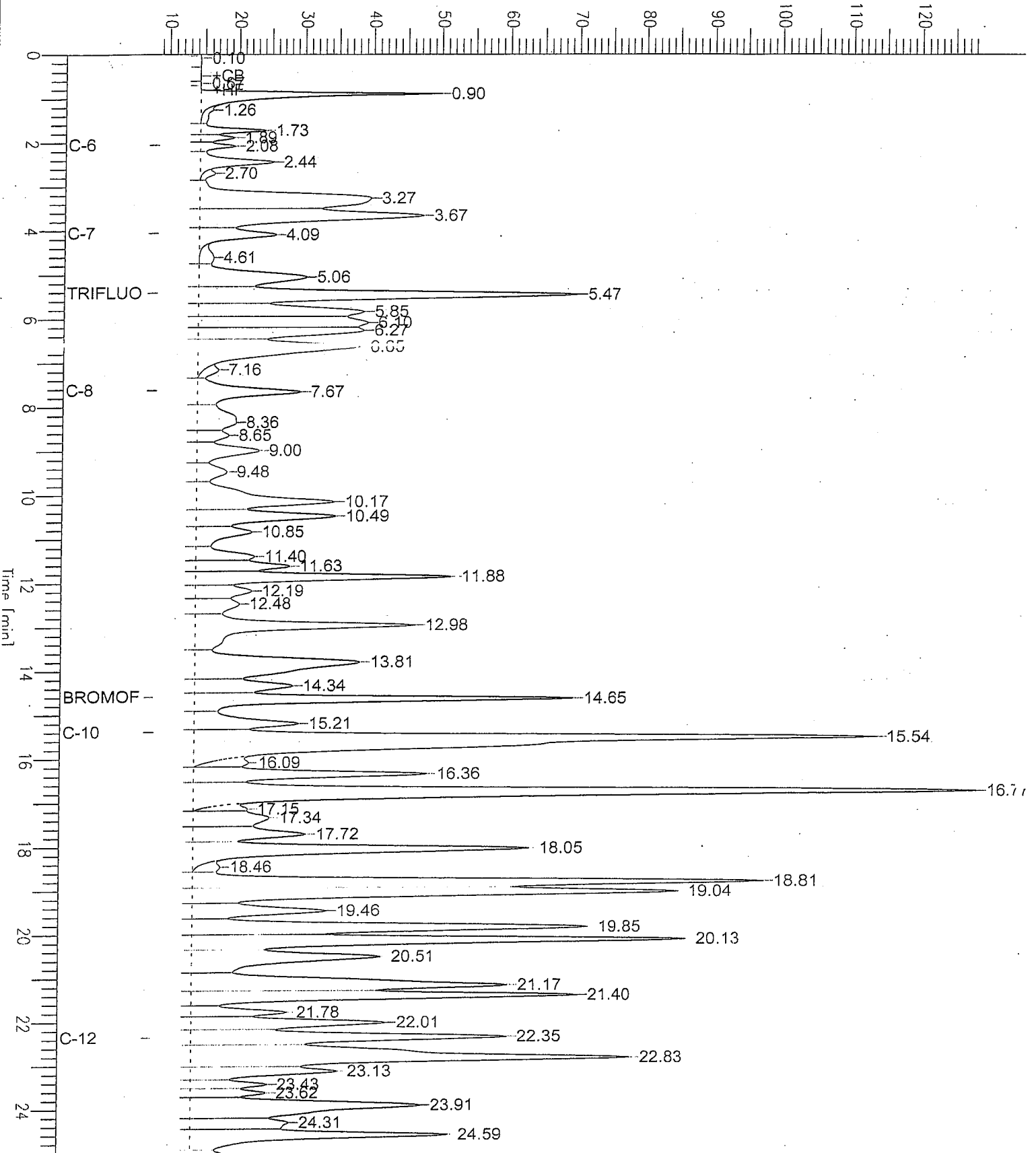
End Time : 25.00 min.  
Plot Offset : 9 mV

Sample #: comp  
Date : 6/18/03 07:53 AM  
Time of Injection: 6/17/03 05:42 PM  
Low Point : 8.52 mV  
Plot Scale: 120.3 mV  
High Point : 128.83 mV

Page 1 of 1

COMP # 2A - # 2D

Response [mV]



# Chromatogram

Sample Name : CCV/BS, QC216858, 82268, 03WS0819, 5/5000  
fileName : G:\GC05\DATA\168G002.raw  
ethod : TVHBTXE  
Start Time : 0.00 min  
Scale Factor: 1.0


End Time : 25.00 min  
Plot Offset: 9 mV

Sample #:  
Date : 6/17/03 02:45 PM  
Time of Injection: 6/17/03 02:20 PM  
Low Point : 8.66 mV  
Plot Scale: 119.1 mV

Page 1 of 1

*Gasoline*

Response [mV]



**Total Volatile Hydrocarbons**

Lab #:	165890	Location:	Berth 23 Port of Oakland
Client:	Geomatrix Consultants	Prep:	EPA 5030B
Project#:	8207.001	Analysis:	8015B
Matrix:	Soil	Diln Fac:	1.000
Units:	mg/Kg	Batch#:	82268
Basis:	as received	Analyzed:	06/17/03

Type: BS Lab ID: QC216858

Analyte	Spiked	Result	%REC	Limits
Gasoline C7-C12	10.00	10.12	101	80-120

Surrogate	%REC	Limits
Trifluorotoluene (FID)	104	56-144
Bromofluorobenzene (FID)	89	51-142

Type: BSD Lab ID: QC216872

Analyte	Spiked	Result	%REC	Limits	RPD	Lim.
Gasoline C7-C12	10.00	8.819	88	80-120	14	20

Surrogate	%REC	Limits
Trifluorotoluene (FID)	103	56-144
Bromofluorobenzene (FID)	91	51-142

### Total Extractable Hydrocarbons

Lab #:	165890	Location:	Berth 23 Port of Oakland
Client:	Geomatrix Consultants	Prep:	SHAKER TABLE
Project#:	8207.001	Analysis:	EPA 8015B
Matrix:	Soil	Batch#:	82285
Units:	mg/Kg	Sampled:	06/17/03
Basis:	as received	Received:	06/17/03
Diln Fac:	1.000	Prepared:	06/17/03

Field ID:	COMP #1A-#1D	Analyzed:	06/20/03
Type:	SAMPLE	Cleanup Method:	EPA 3630C
Lab ID:	165890-005		

Analyte	Result	RL
Diesel C10-C24	180 L Y	0.99

Surrogate	%REC	Limits
Hexacosane	83	36-141

Field ID:	COMP #2A-#2D	Analyzed:	06/20/03
Type:	SAMPLE	Cleanup Method:	EPA 3630C
Lab ID:	165890-010		

Analyte	Result	RL
Diesel C10-C24	67 H L Y	1.0

Surrogate	%REC	Limits
Hexacosane	96	36-141

Type:	BLANK	Analyzed:	06/19/03
Lab ID:	QC216920	Cleanup Method:	EPA 3630C

Analyte	Result	RL
Diesel C10-C24	ND	1.0

Surrogate	%REC	Limits
Hexacosane	97	36-141

H= Heavier hydrocarbons contributed to the quantitation  
 L= Lighter hydrocarbons contributed to the quantitation  
 Y= Sample exhibits chromatographic pattern which does not resemble standard  
 ND= Not Detected  
 RL= Reporting Limit  
 Page 1 of 1

# Chromatogram


Sample Name : 165890-005sg,82285  
FileName : G:\GC13\CHB\167B118.RAW  
Method : BTEH166.MTH  
Start Time : 0.00 min  
Scale Factor: 0.0

End Time : 31.90 min  
Plot Offset: -19 mV

Sample #: 82285  
Date : 6/20/03 08:48 AM  
Time of Injection: 6/20/03 02:03 AM  
Low Point : -18.86 mV  
Plot Scale: 1042.9 mV  
High Point : 1024.00 mV

COMP #1A-#1D

Response [mV]





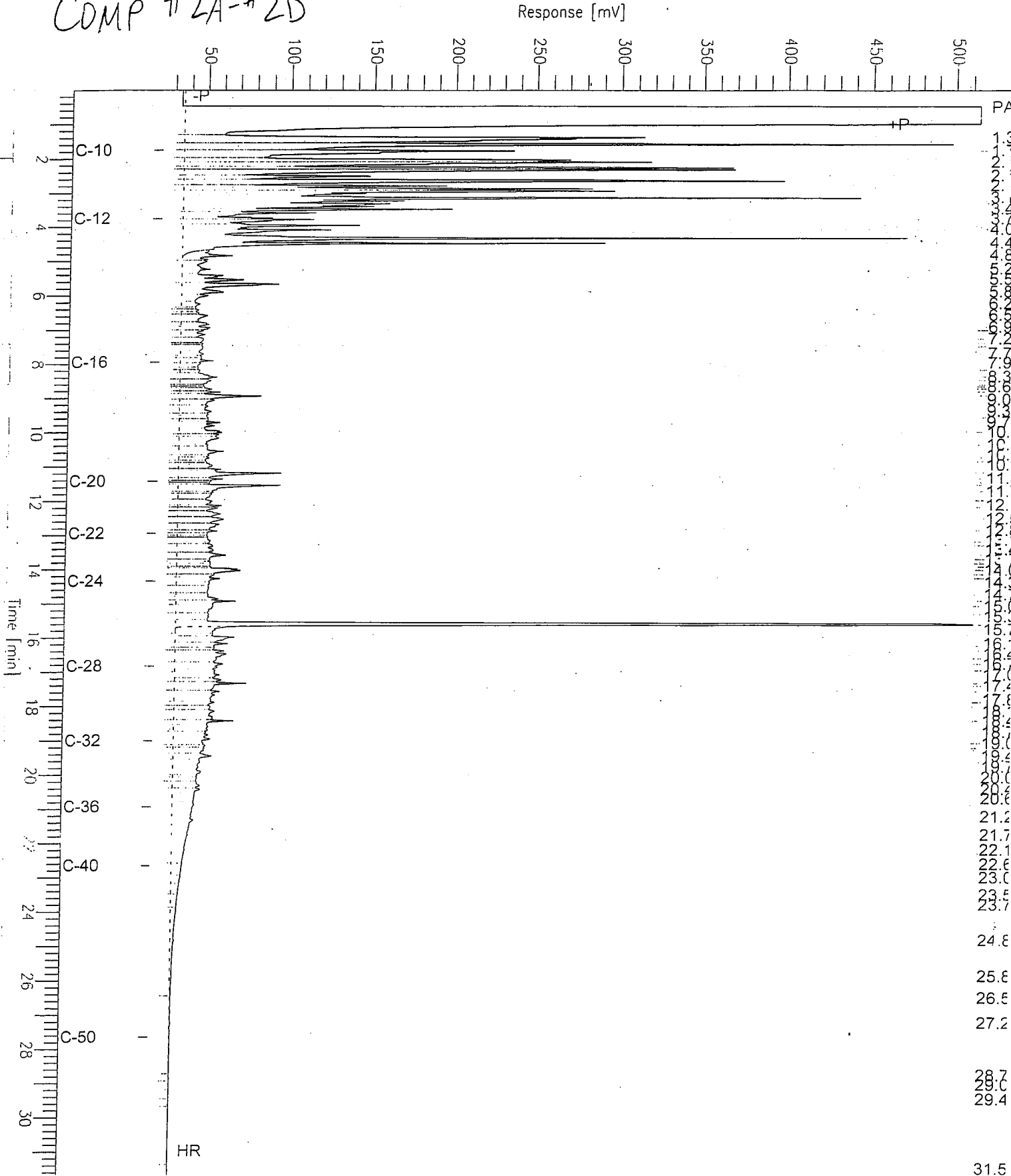
# Chromatogram

Sample Name : 165890-010sg,82285  
FileName : G:\GC13\CHB\167B119.RAW  
Method : BTEH166.MTH  
Start Time : 0.01 min  
Scale Factor: 0.0

Sample #: 82285  
Date : 6/20/03 08:49 AM  
Time of Injection: 6/20/03 02:42 AM  
End Time : 31.91 min  
Plot Offset: 23 mV

Page 1 of 1  
Low Point : 22.80 mV  
High Point : 514.02 mV  
Plot Scale: 491.2 mV

COMP #2A-#2D



# Chromatogram

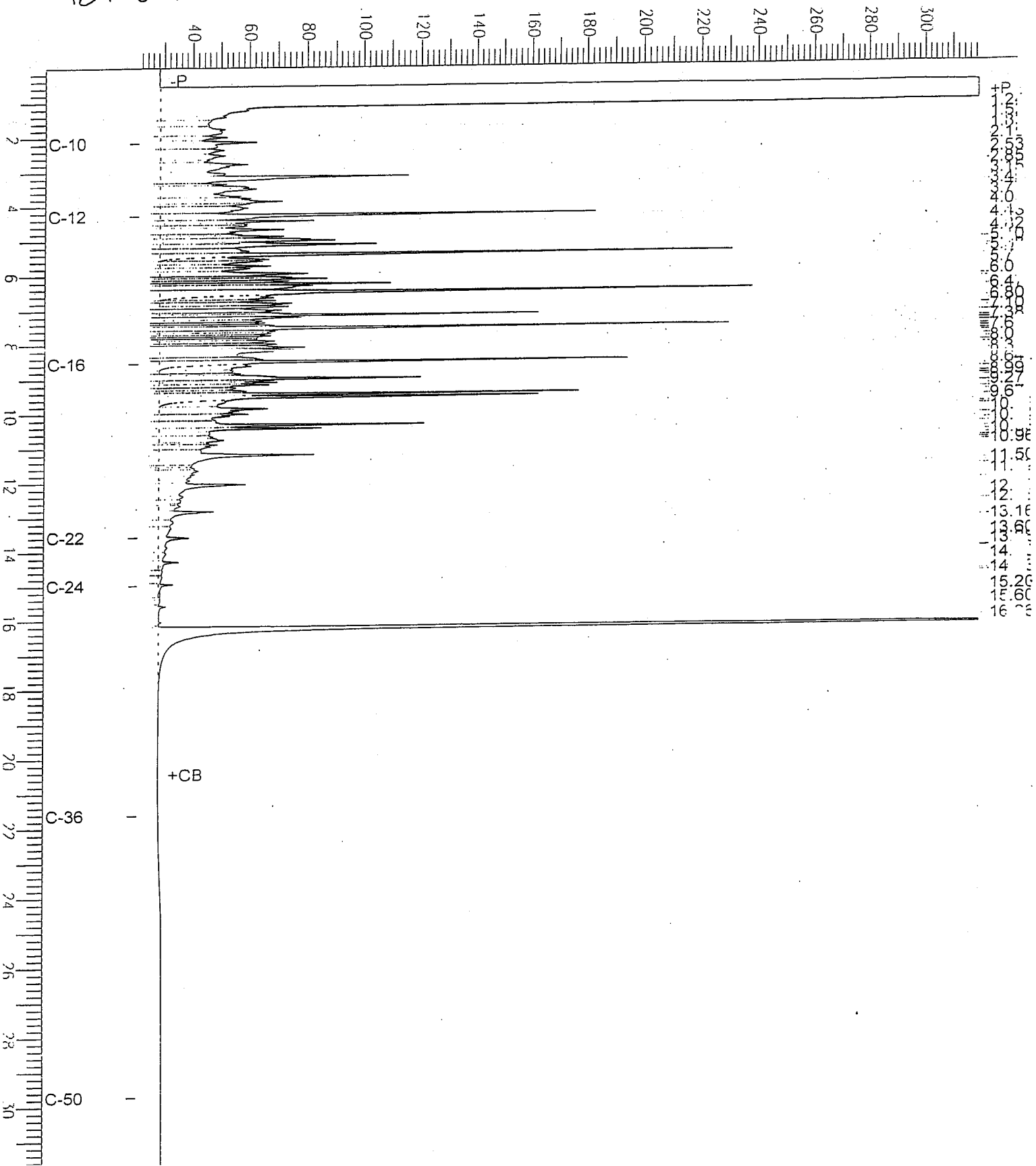
Sample Name : ccv,03ws0966,ds1  
LeName : G:\GC11\CHA\170A002.RAW  
Method : ATEH167.MTH  
Start Time : 0.01 min  
File Factor : 0.0

End Time : 31.91 min  
Plot Offset : 21 mV

Sample #: 500mg/L  
Date : 6/19/03 11:43 AM  
Time of Injection: 6/19/03 10:30 AM  
Low Point : 20.81 mV  
Plot Scale: 297.9 mV  
High Point : 318.75 mV

Diesel

Response [mV]



### Total Extractable Hydrocarbons

Lab #:	165890	Location:	Berth 23 Port of Oakland
Client:	Geomatrix Consultants	Prep:	SHAKER TABLE
Project#:	8207.001	Analysis:	EPA 8015B
Type:	LCS	Diln Fac:	1.000
Lab ID:	QC216921	Batch#:	82285
Matrix:	Soil	Prepared:	06/17/03
Units:	mg/Kg	Analyzed:	06/19/03
Basis:	as received		

Cleanup Method: EPA 3630C

Analyte	Spiked	Result	%REC	Limits
Diesel C10-C24	50.19	48.15	96	49-129

Surrogate	%REC	Limits
Hexacosane	90	36-141

**Total Extractable Hydrocarbons**

Lab #:	165890	Location:	Berth 23 Port of Oakland
Client:	Geomatrix Consultants	Prep:	SHAKER TABLE
Project#:	8207.001	Analysis:	EPA 8015B
Field ID:	ZZZZZZZZZZ	Batch#:	82285
MSS Lab ID:	165655-001	Sampled:	06/04/03
Matrix:	Soil	Received:	06/04/03
Units:	mg/Kg	Prepared:	06/17/03
Basis:	as received	Analyzed:	06/21/03
Diln Fac:	2.000		

Type: MS Cleanup Method: EPA 3630C  
 Lab ID: QC216922

Analyte	MSS Result	Spiked	Result	%REC	Limits
Diesel C10-C24	40.24	50.37	79.62	78	32-134
Surrogate	%REC		Limits		
Hexacosane	95	36-141			

Type: MSD Cleanup Method: EPA 3630C  
 Lab ID: QC216923

Analyte	Spiked	Result	%REC	Limits	RPD	Lim
Diesel C10-C24	50.10	89.06	97	32-134	11	48
Surrogate	%REC		Limits			
Hexacosane	107	36-141				

## Purgeable Aromatics by GC/MS

Lab #:	165890	Location:	Berth 23 Port of Oakland
Client:	Geomatrix Consultants	Prep:	EPA 5030B
Project#:	8207.001	Analysis:	EPA 8260B
Field ID:	COMP #1A-#1D	Diln Fac:	33.33
Lab ID:	165890-005	Batch#:	82297
Matrix:	Soil	Sampled:	06/17/03
Units:	ug/Kg	Received:	06/17/03
Basis:	as received	Analyzed:	06/18/03

Analyte	Result	RL
MTBE	ND	170
Benzene	ND	170
Toluene	ND	170
Ethylbenzene	270	170
m,p-Xylenes	2,800	170
o-Xylene	1,900	170

Surrogate	%REC	Limits
1,2-Dichloroethane-d4	101	76-130
Toluene-d8	103	80-120
Bromofluorobenzene	103	76-125



## Purgeable Aromatics by GC/MS

Lab #:	165890	Location:	Berth 23 Port of Oakland
Client:	Geomatrix Consultants	Prep:	EPA 5030B
Project#:	8207.001	Analysis:	EPA 8260B
Field ID:	COMP #2A-#2D	Diln Fac:	25.00
Lab ID:	165890-010	Batch#:	82297
Matrix:	Soil	Sampled:	06/17/03
Units:	ug/Kg	Received:	06/17/03
Basis:	as received	Analyzed:	06/18/03

Analyte	Result	RL
MTBE	ND	130
Benzene	ND	130
Toluene	ND	130
Ethylbenzene	ND	130
m,p-Xylenes	150	130
o-Xylene	130	130

Surrogate	%REC	Limits
1,2-Dichloroethane-d4	99	76-130
Toluene-d8	102	80-120
Bromofluorobenzene	105	76-125

## Purgeable Aromatics by GC/MS

Lab #:	165890	Location:	Berth 23 Port of Oakland
Client:	Geomatrix Consultants	Prep:	EPA 5030B
Project#:	8207.001	Analysis:	EPA 8260B
Type:	BLANK	Diln Fac:	1.000
Lab ID:	QC216979	Batch#:	82297
Matrix:	Water	Analyzed:	06/18/03
Units:	ug/L		

Analyte	Result	RL
MTBE	ND	5.0
Benzene	ND	5.0
Toluene	ND	5.0
Ethylbenzene	ND	5.0
m,p-Xylenes	ND	5.0
o-Xylene	ND	5.0

Surrogate	%REC	Limits
1,2-Dichloroethane-d4	99	76-130
Toluene-d8	100	80-120
Bromofluorobenzene	114	76-125



Purgeable Aromatics by GC/MS

Lab #:	165890	Location:	Berth 23 Port of Oakland
Client:	Geomatrix Consultants	Prep:	EPA 5030B
Project#:	8207.001	Analysis:	EPA 8260B
Type:	LCS	Diln Fac:	1.000
Lab ID:	QC216978	Batch#:	82297
Matrix:	Water	Analyzed:	06/18/03
Units:	ug/L		

Analyte	Spiked	Result	%REC	Limits
Benzene	50.00	53.76	108	78-120
Toluene	50.00	53.70	107	79-120

Surrogate	%REC	Limits
1,2-Dichloroethane-d4	98	76-130
Toluene-d8	100	80-120
Bromofluorobenzene	106	76-125



**Purgeable Aromatics by GC/MS**

Lab #:	165890	Location:	Berth 23 Port of Oakland
Client:	Geomatrix Consultants	Prep:	EPA 5030B
Project#:	8207.001	Analysis:	EPA 8260B
Field ID:	ZZZZZZZZZZ	Diln Fac:	25.00
MSS Lab ID:	165858-001	Batch#:	82297
Matrix:	Miscell.	Sampled:	06/14/03
Units:	ug/Kg	Received:	06/16/03
Basis:	as received	Analyzed:	06/18/03

Type: MS Lab ID: QC217047

Analyte	MSS Result	Spiked	Result	%REC	Limits
Benzene	15.79	1,250	1,317	104	55-121
Toluene	14.78	1,250	1,363	108	44-129

Surrogate	%REC	Limits
1,2-Dichloroethane-d4	97	76-130
Toluene-d8	106	80-120
Bromofluorobenzene	110	76-125

Type: MSD Lab ID: QC217048

Analyte	Spiked	Result	%REC	Limits	RPD	Lim
Benzene	1,250	1,402	111	55-121	6	20
Toluene	1,250	1,332	105	44-129	2	20

Surrogate	%REC	Limits
1,2-Dichloroethane-d4	99	76-130
Toluene-d8	99	80-120
Bromofluorobenzene	110	76-125

### Lead

Lab #:	165890	Location:	Berth 23 Port of Oakland
Client:	Geomatrix Consultants	Prep:	EPA 3050
Project#:	8207.001	Analysis:	EPA 6010B
Analyte:	Lead	Batch#:	82284
Matrix:	Soil	Sampled:	06/17/03
Units:	mg/Kg	Received:	06/17/03
Basis:	as received	Prepared:	06/17/03
Diln Fac:	1.000	Analyzed:	06/18/03


Field ID	Type	Lab ID	Result	RL
COMP #1A-#1D	SAMPLE	165890-005	6.9	0.13
COMP #2A-#2D	SAMPLE	165890-010	21	0.13
	BLANK	QC216914	ND	0.15

**Lead**

Lab #:	165890	Location:	Berth 23 Port of Oakland
Client:	Geomatrix Consultants	Prep:	EPA 3050
Project#:	8207.001	Analysis:	EPA 6010B
Analyte:	Lead	Diln Fac:	1.000
Matrix:	Soil	Batch#:	82284
Units:	mg/Kg	Prepared:	06/17/03
Basis:	as received	Analyzed:	06/18/03

Type	Lab ID	Spiked	Result	%REC	Limits	RPD	Lim
BS	QC216915	100.0	85.50	86	71-120		
BSD	QC216916	100.0	85.50	86	71-120	0	20









Curtis & Tompkins, Ltd., Analytical Laboratories, Since 1878

2323 Fifth Street, Berkeley, CA 94710, Phone (510) 486-0900, Fax (510) 486-0532

A N A L Y T I C A L   R E P O R T

Prepared for:

Geomatrix Consultants  
2101 Webster Street  
12th Floor  
Oakland, CA 94612

Date: 18-JUN-03

Lab Job Number: 165651

Project ID: 8207.001


Location: Port of Oakland

This data package has been reviewed for technical correctness and completeness. Release of this data has been authorized by the Laboratory Manager or the Manager's designee, as verified by the following signatures. The results contained in this report meet all requirements of NELAP and pertain only to those samples which were submitted for analysis.

Reviewed by:

  
Project Manager

Reviewed by:

  
Operations Manager

This package may be reproduced only in its entirety.

Total Volatile Hydrocarbons

Lab #:	165651	Location:	Port of Oakland
Client:	Geomatrix Consultants	Prep:	EPA 5030B
Project#:	8207.001	Analysis:	8015B
Field ID:	GW-060503	Batch#:	81980
Matrix:	Water	Sampled:	06/05/03
Units:	ug/L	Received:	06/05/03

Type: SAMPLE Diln Fac: 5.000  
 Lab ID: 165651-001 Analyzed: 06/07/03

Analyte	Result	RL
Gasoline C7-C12	19,000	250

Surrogate	%REC	Limits
Trifluorotoluene (FID)	100	57-150
Bromofluorobenzene (FID)	91	65-144

Type: BLANK Diln Fac: 1.000  
 Lab ID: QC215673 Analyzed: 06/06/03

Analyte	Result	RL
Gasoline C7-C12	ND	50

Surrogate	%REC	Limits
Trifluorotoluene (FID)	87	57-150
Bromofluorobenzene (FID)	80	65-144



## Total Volatile Hydrocarbons

Lab #:	165651	Location:	Port of Oakland
Client:	Geomatrix Consultants	Prep:	EPA 5030B
Project#:	8207.001	Analysis:	8015B
Type:	LCS	Diln Fac:	1.000
Lab ID:	QC215674	Batch#:	81980
Matrix:	Water	Analyzed:	06/06/03
Units:	ug/L		

Analyte	Spiked	Result	%REC	Limits
Gasoline C7-C12	1,000	1,017	102	80-120

Surrogate	%REC	Limits
Trifluorotoluene (FID)	96	57-150
Bromofluorobenzene (FID)	86	65-144



Total Volatile Hydrocarbons

Lab #:	165651	Location:	Port of Oakland
Client:	Geomatrix Consultants	Prep:	EPA 5030B
Project#:	8207.001	Analysis:	8015B
Field ID:	ZZZZZZZZZZ	Batch#:	81980
MSS Lab ID:	165625-005	Sampled:	06/03/03
Matrix:	Water	Received:	06/05/03
Units:	ug/L	Analyzed:	06/07/03
Diln Fac:	1.000		

Type: MS Lab ID: QC215710

Analyte	MSS Result	Spiked	Result	%REC	Limits
Gasoline C7-C12	372.9	2,000	2,266	95	76-120

Surrogate	%REC	Limits
Trifluorotoluene (FID)	110	57-150
Bromofluorobenzene (FID)	107	65-144

Type: MSD Lab ID: QC215711

Analyte	Spiked	Result	%REC	Limits	RPD	Li
Gasoline C7-C12	2,000	2,243	94	76-120	1	20

Surrogate	%REC	Limits
Trifluorotoluene (FID)	109	57-150
Bromofluorobenzene (FID)	107	65-144



Total Extractable Hydrocarbons

Lab #:	165651	Location:	Port of Oakland
Client:	Geomatrix Consultants	Prep:	EPA 3520C
Project#:	8207.001	Analysis:	EPA 8015B
Field ID:	GW-060503	Batch#:	82043
Matrix:	Water	Sampled:	06/05/03
Units:	ug/L	Received:	06/05/03
Diln Fac:	1.000	Prepared:	06/09/03

Type: SAMPLE Analyzed: 06/12/03  
 Lab ID: 165651-001 Cleanup Method: EPA 3630C

Analyte	Result	RL
Diesel C10-C24	2,100 L Y	50

Surrogate	%REC	Limits
Hexacosane	94	44-146

Type: BLANK Analyzed: 06/11/03  
 Lab ID: QC215950 Cleanup Method: EPA 3630C

Analyte	Result	RL
Diesel C10-C24	ND	50

Surrogate	%REC	Limits
Hexacosane	151 *	>LR b 44-146

\*= Value outside of QC limits; see narrative  
 L= Lighter hydrocarbons contributed to the quantitation  
 Y= Sample exhibits chromatographic pattern which does not resemble standard  
 b= See narrative  
 ND= Not Detected  
 RL= Reporting Limit  
 LR= Response exceeds instrument's linear range

**Total Extractable Hydrocarbons**

Lab #:	165651	Location:	Port of Oakland
Client:	Geomatrix Consultants	Prep:	EPA 3520C
Project#:	8207.001	Analysis:	EPA 8015B
Matrix:	Water	Batch#:	82043
Units:	ug/L	Prepared:	06/09/03
Diln Fac:	1.000	Analyzed:	06/12/03

Type: BS Cleanup Method: EPA 3630C  
 Lab ID: QC215951

Analyte	Spiked	Result	%REC	Limits
Diesel C10-C24	2,500	2,668	107	38-137
Surrogate	%REC	Limits		
Hexacosane	98	44-146		

Type: BSD Cleanup Method: EPA 3630C  
 Lab ID: QC215952

Analyte	Spiked	Result	%REC	Limits	RPD	Lim
Diesel C10-C24	2,500	2,570	103	38-137	4	35
Surrogate	%REC	Limits				
Hexacosane	95	44-146				

## Purgeable Aromatics by GC/MS

Lab #:	165651	Location:	Port of Oakland
Client:	Geomatrix Consultants	Prep:	EPA 5030B
Project#:	8207.001	Analysis:	EPA 8260B
Field ID:	GW-060503	Batch#:	82221
Lab ID:	165651-001	Sampled:	06/05/03
Matrix:	Water	Received:	06/05/03
Units:	ug/L	Analyzed:	06/17/03
Diln Fac:	16.67		

Analyte	Result	RL
MTBE	1,200	8.3
Benzene	610	8.3
Toluene	2,500	8.3
Ethylbenzene	700	8.3
m,p-Xylenes	2,500	8.3
o-Xylene	930	8.3

Surrogate	%REC	Limits
1,2-Dichloroethane-d4	106	77-129
Toluene-d8	100	80-120
Bromofluorobenzene	99	80-123



Purgeable Aromatics by GC/MS

Lab #:	165651	Location:	Port of Oakland
Client:	Geomatrix Consultants	Prep:	EPA 5030B
Project#:	8207.001	Analysis:	EPA 8260B
Type:	BLANK	Diln Fac:	1.000
Lab ID:	QC216680	Batch#:	82221
Matrix:	Water	Analyzed:	06/16/03
Units:	ug/L		

Analyte	Result	RL
MTBE	ND	0.5
Benzene	ND	0.5
Toluene	ND	0.5
Ethylbenzene	ND	0.5
m,p-Xylenes	ND	0.5
o-Xylene	ND	0.5

Surrogate	%REC	Limits
1,2-Dichloroethane-d4	105	77-129
Toluene-d8	99	80-120
Bromofluorobenzene	102	80-123

D= Not Detected  
L= Reporting Limit  
age 1 of 1

## Purgeable Aromatics by GC/MS

Lab #:	165651	Location:	Port of Oakland
Client:	Geomatrix Consultants	Prep:	EPA 5030B
Project#:	8207.001	Analysis:	EPA 8260B
Matrix:	Water	Batch#:	82221
Units:	ug/L	Analyzed:	06/16/03
Diln Fac:	1.000		

Type: BS Lab ID: QC216677

Analyte	Spiked	Result	%REC	Limits
MTBE	50.00	52.24	104	69-124
Benzene	50.00	50.47	101	80-120
Toluene	50.00	51.55	103	80-120
Ethylbenzene	50.00	55.88	112	80-120
m,p-Xylenes	100.0	110.6	111	80-121
o-Xylene	50.00	55.32	111	80-120

Surrogate	%REC	Limits
1,2-Dichloroethane-d4	105	77-129
Toluene-d8	103	80-120
Bromofluorobenzene	101	80-123

Type: BSD Lab ID: QC216678

Analyte	Spiked	Result	%REC	Limits	RPD	Lim
MTBE	50.00	52.86	106	69-124	1	20
Benzene	50.00	48.68	97	80-120	4	20
Toluene	50.00	50.71	101	80-120	2	20
Ethylbenzene	50.00	53.43	107	80-120	4	20
m,p-Xylenes	100.0	106.0	106	80-121	4	20
o-Xylene	50.00	53.57	107	80-120	3	20

Surrogate	%REC	Limits
1,2-Dichloroethane-d4	105	77-129
Toluene-d8	103	80-120
Bromofluorobenzene	101	80-123

**Lead**

Lab #:	165651	Location:	Port of Oakland
Client:	Geomatrix Consultants	Prep:	EPA 3010
Project#:	8207.001	Analysis:	EPA 6010B
Analyte:	Lead	Batch#:	82012
Field ID:	GW-060503	Sampled:	06/05/03
Matrix:	Water	Received:	06/05/03
Units:	ug/L	Prepared:	06/09/03
Diln Fac:	1.000	Analyzed:	06/11/03

Type	Lab ID	Result	RL
SAMPLE	165651-001	140	3.0
BLANK	QC215816	ND	3.0



**Lead**

Lab #:	165651	Location:	Port of Oakland
Client:	Geomatrix Consultants	Prep:	EPA 3010
Project#:	8207.001	Analysis:	EPA 6010B
Analyte:	Lead	Batch#:	82012
Matrix:	Water	Prepared:	06/09/03
Units:	ug/L	Analyzed:	06/11/03
Diln Fac:	1.000		

Type	Lab ID	Spiked	Result	%REC	Limits	RPD	Lim
BS	QC215817	100.0	99.70	100	68-123		
BSD	QC215818	100.0	91.10	91	68-123	9	27



**Lead**

Lab #:	165651	Location:	Port of Oakland
Client:	Geomatrix Consultants	Prep:	EPA 3010
Project#:	8207.001	Analysis:	EPA 6010B
Analyte:	Lead	Batch#:	82012
Field ID:	ZZZZZZZZZZ	Sampled:	06/04/03
MSS Lab ID:	165655-015	Received:	06/04/03
Matrix:	Water	Prepared:	06/09/03
Units:	ug/L	Analyzed:	06/11/03
Diln Fac:	1.000		


Type	Lab ID	MSS Result	Spiked	Result	%REC	Limits	RPD	Lim
MS	QC215819	<1.700	100.0	98.20	98	33-145		
MSD	QC215820		100.0	95.00	95	33-145	3	43

# Chromatogram

Sample Name : 165651-001,81980  
FileName : G:\GC05\DATA\157G047.raw  
Method : TVHBTXE  
Start Time : 0.00 min End Time : 25.00 min  
Scale Factor: 1.0 Plot Offset: -5 mV

Sample #: b1  
Date : 6/7/03 06:45 PM  
Time of Injection: 6/7/03 03:52 PM  
Low Point : -4.64 mV High Point : 393.42 mV  
Plot Scale: 398.1 mV

GW-060503




# Chromatogram

Sample Name : ccv/lcs, qc215674, 81980, 03ws0819, 2.5/5000  
File Name : G:\GC05\DATA\157G002.raw  
Method : TVHBTXE  
Start Time : 0.00 min  
Scale Factor : 1.0

Sample # :  
Date : 6/6/03 01:49 PM  
Time of Injection : 6/6/03 01:24 PM  
Low Point : 11.61 mV  
High Point : 69.79 mV  
Plot Scale : 58.2 mV

*Gasoline*

Response [mV]




# Chromatogram

g ADA 6/12/03

Sample Name : 165651-001,82043  
FileName : G:\GC15\CHB\162B024.RAW  
Method : BTEH156.MTH  
Start Time : 0.01 min End Time : 31.91 min  
Scale Factor: 0.0 Plot Offset: 24 mV

Sample #: 82043  
Date : 6/12/03 09:07 AM  
Time of Injection: 6/12/03 02:05 AM  
Low Point : 23.62 mV High Point : 794.64 mV  
Plot Scale: 771.0 mV

GW-060503



# Chromatogram

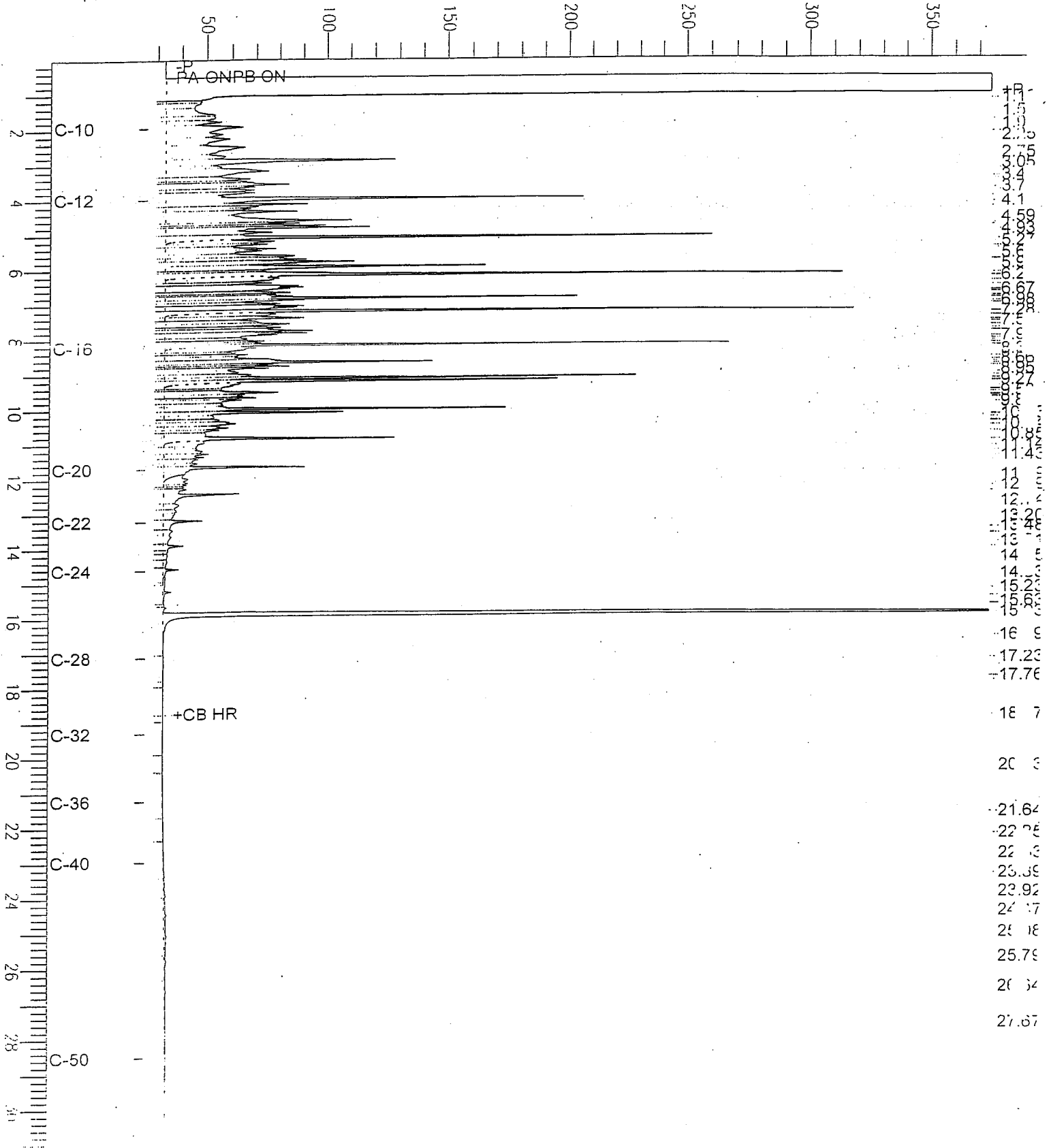
Sample Name : ccv,03ws0738,ds1  
 File Name : G:\GC13\CHB\162B002.RAW  
 Method : BTEH160.MTH  
 Start Time : 0.01 min  
 Scale Factor : 0.0

End Time : 31.91 min  
 Plot Offset : 26 mV

Sample #: 500mg/L  
 Date : 6/11/03 10:43 AM  
 Time of Injection: 6/11/03 10:08 AM  
 Low Point : 25.63 mV  
 Plot Scale: 349.1 mV  
 High Point : 374.69 mV

*Diesel*

Response [mV]



165054

**Chain-of Custody Record**


016185

Date: 6/5/03

Page 1 of 1

Project No.: 8207.001

Samplers (Signature:)

*Elizabeth Webb*  


Date	Time	Sample Number
6/5/03	1515	GW-060503
		TP-060503
		JUN 6503

EPA Method 8021 (Full Scan)	(Hal. VOCs only)	EPA Method 8021 (ETX only)	EPA Method 8260	EPA Method 8270 (Full Scan)	EPA Method 8270 (SIM (PAHs only))	Method 8015m (Gasoline)	Method 8015m (Diesel)	Method 8015m (Motor Oil)	Silica Gel Cleanup	Pb-7420	BTEX, MTBE*
X						X	X		X	X	X

Soil (S), Water (W)  
 Vapor (V), or Other (O)

Filtered  
 Preserved  
 Cooled  
 No. of Containers

W  
 W  
 W

N  
 X  
 X

5  
 2  
 6503

Additional Comments

\*BTEX, MTBE by 8260B  
 Metals, TPH, BTEX, MTBE present

**REMARKS**

Laboratory: *Curtis & Tompkins*

Turnaround Time: *Standard*

Results to: *E. Zaverin*

Total No. of Containers: *5*

Relinquished by (Signature): *[Signature]*

Relinquished by (Signature): *[Signature]*

Printed Name: *Chr. Zaverin*

Printed Name: *[Signature]*

Company: *Geomatrix*

Company: *[Signature]*

Received by: *[Signature]*

Received by: *[Signature]*

Printed Name: *USA Blocker*

Printed Name: *[Signature]*

Company: *Curtis & Tompkins*

Company: *[Signature]*

Date: *6/5/03*

Date: *6/5/03*

Time: *1740*

Time: *1740*

Method of Shipment: *Drop off*

Laboratory Comments and Log No.:



# COOLER RECEIPT CHECKLIST

Login#: 165651 Date Received: 6-5-03 Number of Coolers: 1  
Client: Geomatrix Project: 8207.001 - Port of Oakland

- A. Preliminary Examination Phase  
Date Opened: 6-5-03 By (print): Troy Windsor (sign) Troy Windsor
1. Did cooler come with a shipping slip (airbill, etc.)?..... YES  NO   
If YES, enter carrier name and airbill number: \_\_\_\_\_
  2. Were custody seals on outside of cooler?..... YES  NO   
How many and where? \_\_\_\_\_ Seal date: \_\_\_\_\_ Seal name: \_\_\_\_\_
  3. Were custody seals unbroken and intact at the date and time of arrival?..... YES  NO  N/A
  4. Were custody papers dry and intact when received?..... YES  NO
  5. Were custody papers filled out properly (ink, signed, etc.)?..... YES  NO
  6. Did you sign the custody papers in the appropriate place?..... YES  NO
  7. Was project identifiable from custody papers?..... YES  NO   
If YES, enter project name at the top of this form.
  8. If required, was sufficient ice used? Samples should be 2-6 degrees C. .... YES  NO   
Type of ice: wet Temperature: 4.0

- B. Login Phase  
Date Logged In: 6-5-03 By (print): Troy Windsor (sign) Troy Windsor
1. Describe type of packing in cooler: in ziploc type bags
  2. Did all bottles arrive unbroken?..... YES  NO
  3. Were labels in good condition and complete (ID, date, time, signature, etc.)?..... YES  NO
  4. Did bottle labels agree with custody papers?..... YES  NO
  5. Were appropriate containers used for the tests indicated?..... YES  NO
  6. Were correct preservatives added to samples?..... YES  NO
  7. Was sufficient amount of sample sent for tests indicated?..... YES  NO
  8. Were bubbles absent in VOA samples? If NO, list sample Ids below..... YES  NO
  9. Was the client contacted concerning this sample delivery?..... YES  NO   
If YES, give details below.  
Who was called? \_\_\_\_\_ By whom? \_\_\_\_\_ Date: \_\_\_\_\_

Additional Comments:  
8 - Sample - 002 one voa w/ air bubble ≈ 1cm in diameter



## **APPENDIX C**

---

### **Uniform Hazardous Waste Manifests and Certificates of Destruction**



# FORWARD INCORPORATED

99 South Austin Road / WEIGHING LOCATION  
Anteca, CA 95336  
dfill: (209) 982-4298 / WEIGHING LOCATION  
ource Recovery: (209) 982-4936

P.O. Box 6336  
Stockton, CA 95206  
Main Office: (209) 466-4482  
Fax: (209) 465-0631

001576  
FOSS ENVIRONMENTAL  
BRIAN ECKHOFF  
1605 FERRY POINT  
ALAMEDA, CA 94501  
Contract: 1576#

01	249333	
MARIA D		
25 June 2008	10:07 am	
25 June 2008	10:07 am	
SUPREET 39		
OAKLAND		

00 Gross Weight 72,280.00 LB  
Stored Tare Weight 31,100.00 LB  
Net Weight 41,180.00 LB 20.59 TN

Inbound - SCALE TICKET

20.59 TN 11 CLASS II SOIL

**WEIGHMASTER CERTIFICATE** THIS IS TO CERTIFY that the following described commodity was weighed, measured, or counted by a weighmaster, whose signature is on this certificate, who is a recognized authority of accuracy, as prescribed by Chapter 7 (commencing with Section 12700) of Division 5 of the California Business and Professions Code, administered by the Division of Measurement Standards of the California Department of Food and Agriculture.

MANIFEST #00009

DRIVER'S SIGNATURE

**NON-HAZARDOUS WASTE MANIFEST**

1. Generator's US EPA ID No. **C.A.L.0.0.0.0.1.5.5.7.1** Manifest Doc. No. **00009** 2. Page 1 of 1 6/25/2003

3. Generator's Name and Mailing Address

**PORT OF OAKLAND  
530 WATER ST.  
OAKLAND, CA 94607**

4. Generator's Phone (510) 627-1100

5. Transporter 1 Company Name

**GREEN STAR TRADING**

6. US EPA ID Number

A. Transporter's Phone

**650 343-3946**

7. Transporter 2 Company Name

8. US EPA ID Number

B. Transporter's Phone

9. Designated Facility Name and Site Address

**UNITED WASTE/FORWARD  
9889 S. AUSTIN RD.  
MANTEC, CA 95336**

10. US EPA ID Number

**C.A.D.9.9.0.7.9.4.1.3.9**

C. Facility's Phone

**(209) 466-4482**

11. Waste Shipping Name and Description

**a. NON-HAZARDOUS WASTE, SOLID (HYDROCARBON SOIL)**

12. Containers

No. Type

13. Total Quantity

14. Unit Wt/Vol

**001 DT 00020 Y**

D. Additional Descriptions for Materials Listed Above

**A) 1576**

E. Handling Codes for Wastes Listed Above

*SUPPLY 171K  
H33*

15. Special Handling Instructions and Additional Information

**NEAR PROPER PPE WHEN HANDLING  
FOSS ENVIRONMENTAL SERVICES. -- 24 HOUR EMERGENCY SERVICE -- (510)-749-1390  
JOB # AP30389 PO # AP30389-01 TO # 03-MT-16 HQ # 201275**

16. GENERATOR'S CERTIFICATION: I certify the materials described above on this manifest are not subject to federal regulations for reporting proper disposal of Hazardous Waste.

Printed/Typed Name

Signature

Month Day Year

**06 25 03**

17. Transporter 1 Acknowledgement of Receipt of Materials

Printed/Typed Name

Signature

Month Day Year

**07 27 03**

18. Transporter 2 Acknowledgement of Receipt of Materials

Printed/Typed Name

Signature

Month Day Year

19. Discrepancy Indication Space

20. Facility Owner or Operator: Certification of receipt of waste materials covered by this manifest except as noted in Item 19.

Printed/Typed Name

Signature

Month Day Year

**06 25 03**



# FORWARD INCORPORATED

99 South Austin Road / WEIGHING LOCATION  
 Milpitas, CA 95336  
 ndfill: (209) 982-4298 / WEIGHING LOCATION  
 source Recovery: (209) 982-4936

P.O. Box 6336  
 Stockton, CA 95206  
 Main Office: (209) 466-4482  
 Fax: (209) 465-0631

001576  
 FOSS ENVIRONMENTAL  
 BRIAN ECKHOFF  
 1605 FERRY POINT  
 ALAMEDA, CA 94501  
 Contract: 1576#

01	243387	
NANCY		
26 June 2003	11:37 am	
26 June 2003	11:37 am	
PAKI P10		
OAKLAND		

Gross Weight 68,140.00 LB  
 Stored Tare Weight 32,600.00 LB  
 Net Weight 35,540.00 LB 17.77 TN

Inbound - SCALE TICKET

17.77	TN	11	CLASS II SOIL			
-------	----	----	---------------	--	--	--

**WEIGHMASTER CERTIFICATE** THIS IS TO CERTIFY that the following described commodity was weighed, measured, or counted by a weighmaster, whose signature is on this certificate, who is a recognized authority of accuracy, as prescribed by Chapter 7 (commencing with Section 12700) of Division 5 of the California Business and Professions Code, administered by the Division of Measurement Standards of the California Department of Food and Agriculture.

MANIFEST #00008

DRIVER'S SIGNATURE

**NON-HAZARDOUS WASTE MANIFEST**

1. Generator's US EPA ID No.

C.A.L.0.0.0.0.1.5.5.7.1

Manifest Doc. No.

0.0.0.0.8

2. Page 1

of 1

8/25/2003

3. Generator's Name and Mailing Address

PORT OF OAKLAND  
530 WATER ST.  
OAKLAND, CA 94607

4. Generator's Phone (510) 627-1100

5. Transporter 1 Company Name

PAKI ENVIRONMENTAL

6. US EPA ID Number

A. Transporter's Phone

510 215-1004

7. Transporter 2 Company Name

8. US EPA ID Number

B. Transporter's Phone

9. Designated Facility Name and Site Address

ALLIED WASTE/FOREWARD  
9999 S. AUSTIN RD.  
PACIFICA, CA 95336

10. US EPA ID Number

C.A.D.9.9.0.7.9.4.1.3.3

C. Facility's Phone

(209) 466-4482

11. Waste Shipping Name and Description

NON-HAZARDOUS WASTE, SOLID (HYDROCARBON SOIL)

12. Containers

No. Type

13. Total Quantity

14. Unit W/Vo

0.01 D F 0.0002.0 Y

D. Additional Descriptions for Materials Listed Above

A) 1576

PAKI HPLID

E. Handling Codes for Wastes Listed Above

15. Special Handling Instructions and Additional Information

WEAR PROPER PPE WHEN HANDLING  
FOSS ENVIRONMENTAL SERVICES. — 24 HOUR EMERGENCY SERVICE — (510)-749-1390  
JOE # AP30389 PO # AP30389-01 TO # 03-ME-16 WO # 201275

16. GENERATOR'S CERTIFICATION: I certify the materials described above on this manifest are not subject to federal regulations for reporting proper disposal of Hazardous Waste.

Printed/Typed Name

Signature

Month Day Y

8 26 03

17. Transporter 1 Acknowledgement of Receipt of Materials

Printed/Typed Name

Signature

Month Day Y

8 26 03

18. Transporter 2 Acknowledgement of Receipt of Materials

Printed/Typed Name

Signature

Month Day Y

8 26 03

19. Discrepancy Indication Space

20. Facility Owner or Operator: Certification of receipt of waste materials covered by this manifest except as noted in Item 19.

Printed/Typed Name

Signature

Month Day Y

8 26 03



# FORWARD INCORPORATED

99 South Austin Road/WEIGHING LOCATION  
Anteca, CA 95336  
Infill: (209) 982-4298 / WEIGHING LOCATION  
Source Recovery: (209) 982-4936

P.O. Box 6336  
Stockton, CA 95206  
Main Office: (209) 466-4482  
Fax: (209) 465-0631

001574  
FOSS ENVIRONMENTAL  
BRIAN ECKHOFF  
1605 FERRY POINT  
ALAMEDA, CA 94501  
Contract: 1576#

01	243390	
NANCY		
26 June 2003	11:41 am	
26 June 2003	11:41 am	
RAM 85		
OAKLAND		

00 Gross Weight 74,580.00 LB  
Stored Tare Weight 31,340.00 LB  
Net Weight 43,240.00 LB 21.62 TN

Inbound - SCALE TICKET

21.62	TN	11	CLASS II SOIL			
-------	----	----	---------------	--	--	--

**WEIGHMASTER CERTIFICATE** THIS IS TO CERTIFY That the following described commodity was weighed, measured, or counted by a weighmaster, whose signature is on this certificate, who is a recognized authority of accuracy, as prescribed by Chapter 7 (commencing with Section 12700) of Division 5 of the California Business and Professions Code, administered by the Division of Measurement Standards of the California Department of Food and Agriculture.

MANIFEST #00007

DRIVER'S SIGNATURE

*Ramm*

**NON-HAZARDOUS WASTE MANIFEST**

1. Generator's US EPA ID No.  
**C.A.L.9.0.0.1.5.5.7.1**

Manifest Doc. No.  
**0.0.0.0.7**

2. Page 1 of 2

**6/25/2003**

3. Generator's Name and Mailing Address

**FORT OF OAKLAND  
530 WATER ST.  
OAKLAND, CA 94607**

4. Generator's Phone ( **510** ) **627-1100**

5. Transporter 1 Company Name

6. US EPA ID Number

A. Transporter's Phone

**925-677-2333**

7. Transporter 2 Company Name

8. US EPA ID Number

B. Transporter's Phone

9. Designated Facility Name and Site Address

10. US EPA ID Number

C. Facility's Phone

**ALLIED WASTE/FORWARD  
9999 S. AUSTIN RD.  
MANTENCA, CA 95336**

**C.A.D.9.9.0.7.9.4.1.3.3**

**(209)466-4482**

11. Waste Shipping Name and Description

12. Containers

No. Type

13. Total Quantity

14. Unit Wt/Vol

a. **NON-HAZARDOUS WASTE, SOLID (HYDROCARBON SOIL)**

**0.01 D.T 0.002.0 Y**

b.

c.

d.

D. Additional Descriptions for Materials Listed Above

**A) 1576**

*Rot. HOS*

E. Handling Codes for Wastes Listed Above

15. Special Handling Instructions and Additional Information

**NEAR PROPER PPE WHEN HANDLING  
BOSS ENVIRONMENTAL SERVICES. -- 24 HOUR EMERGENCY SERVICE -- (510)-749-1390  
JOB # AP30389 PO # AP30389-01 TO # 03-MF-16 WO # 201275**

16. GENERATOR'S CERTIFICATION: I certify the materials described above on this manifest are not subject to federal regulations for reporting proper disposal of Hazardous Waste.

Printed/Typed Name

Signature

Month Day Year

17. Transporter 1 Acknowledgement of Receipt of Materials

Printed/Typed Name

Signature

Month Day Year

18. Transporter 2 Acknowledgement of Receipt of Materials

Printed/Typed Name

Signature

Month Day Year

19. Discrepancy Indication Space

20. Facility Owner or Operator: Certification of receipt of waste materials covered by this manifest except as noted in Item 19.

Printed/Typed Name

Signature

Month Day Year



# FORWARD INCORPORATED

99 South Austin Road/WEIGHING LOCATION  
Anteca, CA 95336  
Landfill: (209) 982-4298 / WEIGHING LOCATION  
Source Recovery: (209) 982-4936

P.O. Box 6336  
Stockton, CA 95206  
Main Office: (209) 466-4482  
Fax: (209) 465-0631

001576  
FOSS ENVIRONMENTAL  
BRIAN ECKHOFF  
1605 FERRY POINT  
ALAMEDA, CA 94501  
Contract: 1576#

01	243402	
NANCY		
26 June 2008	12:03 pm	
26 June 2008	12:03 pm	
PRIDE 77		
OAKLAND		

00 Gross Weight 66,700.00 LB  
Stored Tare Weight 29,640.00 LB  
Net Weight 37,060.00 LB 18.53 TN

Inbound - SCALE TICKET

18.53	TN	11	CLASS II SOIL			
-------	----	----	---------------	--	--	--

**WEIGHMASTER CERTIFICATE** THIS IS TO CERTIFY That the following described commodity was weighed, measured, or counted by a weighmaster, whose signature is on this certificate, who is a recognized authority of accuracy, as prescribed by Chapter 7 (commencing with Section 12700) of Division 5 of the California Business and Professions Code, administered by the Division of Measurement Standards of the California Department of Food and Agriculture.

MANIFEST #00006

DRIVER'S SIGNATURE



**NON-HAZARDOUS WASTE MANIFEST**

1. Generator's US EPA ID No.

**CAL000015571**

Manifest Doc. No.

**00006**

2. Page 1 of 1

**6/25/2003**

3. Generator's Name and Mailing Address  
**PORT OF OAKLAND**  
**530 WATER ST.**  
**OAKLAND, CA 94607**

4. Generator's Phone ( **510** ) **627-1100**

5. Transporter 1 Company Name

6. US EPA ID Number

A. Transporter's Phone

7. Transporter 2 Company Name

8. US EPA ID Number

B. Transporter's Phone

9. Designated Facility Name and Site Address

10. US EPA ID Number

C. Facility's Phone

~~CROSEY & OVERTON, INC.~~  
~~1630 W. 17TH ST.~~  
~~LONG BEACH, CA 90813~~

~~CAL0028409019~~

**CAL0028409019**  
**(562) 422-5445**

11. Waste Shipping Name and Description

12. Containers  
 No. Type

13. Total Quantity

14. Unit Wt/Vol

a. **NON-HAZARDOUS WASTE, SOLID (HYDROCARBON SOIL)**

**0 0 1 D T 0 0 0 2 0 Y**

D. Additional Descriptions for Materials Listed Above

A) 1576

*Area # 1577*

E. Handling Codes for Wastes Listed Above

15. Special Handling Instructions and Additional Information

**WEAR PROPER PPE WHEN HANDLING**  
**POSS ENVIRONMENTAL SERVICES. — 24 HOUR EMERGENCY SERVICE — (510)-749-1390**  
**JOB # AP30389 PO # AP30389-01 TO # 03-HE-16 WO # 202275**

16. GENERATOR'S CERTIFICATION: I certify the materials described above on this manifest are not subject to federal regulations for reporting proper disposal of Hazardous Waste.

Printed/Typed Name

Signature

Month Day Year

17. Transporter 1 Acknowledgement of Receipt of Materials

Printed/Typed Name

Signature

Month Day Year

18. Transporter 2 Acknowledgement of Receipt of Materials

Printed/Typed Name

Signature

Month Day Year

19. Discrepancy Indication Space

20. Facility Owner or Operator: Certification of receipt of waste materials covered by this manifest except as noted in Item 19.

Printed/Typed Name

Signature

Month Day Year



# FORWARD INCORPORATED

99 South Austin Road / WEIGHING LOCATION  
Anteca, CA 95336  
ndfill: (209) 982-4298 / WEIGHING LOCATION  
source Recovery: (209) 982-4936

P.O. Box 6336  
Stockton, CA 95206  
Main Office: (209) 466-4482  
Fax: (209) 465-0631

001576  
FOSS ENVIRONMENTAL  
BRIAN ECKHOFF  
1605 FERRY POINT  
ALAMEDA, CA, 94501  
Contract: 1576#

01	243413	
MARIA D		
26 June 2008	12:26 pm	
26 June 2008	12:26 pm	
JAY R 87		
OAKLAND		


Gross Weight 72,160.00 LB  
Tare Weight 32,800.00 LB  
Net Weight 39,360.00 LB 19.68 TN

Inbound - SCALE TICKET

19.68	TN	11	CLASS II SOIL			
-------	----	----	---------------	--	--	--

**WEIGHMASTER CERTIFICATE** THIS IS TO CERTIFY that the following described commodity was weighed, measured, or counted by a weighmaster, whose signature is on this certificate, who is a recognized authority of accuracy, as prescribed by Chapter 7 (commencing with Section 12700) of Division 5 of the California Business and Professions Code, administered by the Division of Measurement Standards of the California Department of Food and Agriculture.

MANIFEST #000005

DRIVER'S SIGNATURE 

**NON-HAZARDOUS WASTE MANIFEST**

1. Generator's US EPA ID No. **CA10000015571** Manifest Doc. No. **00005** 2. Page 1 of **1** Date **6/25/2003**

3. Generator's Name and Mailing Address  
**PORT OF OAKLAND**  
**530 WATER ST.**  
**OAKLAND, CA 94607**

4. Generator's Phone **(510) 627-1100**

5. Transporter 1 Company Name **TRAY-L** 6. US EPA ID Number **CA0028403619** A. Transporter's Phone **(562) 432-5445**

7. Transporter 2 Company Name **TRAY-L** 8. US EPA ID Number **CA0028403619** B. Transporter's Phone **(562) 432-5445**

9. Designated Facility Name and Site Address  
**CROSBY & OVERTON, INC.**  
**1630 W. 25TH ST.**  
**LONG BEACH, CA 90813**

10. US EPA ID Number **CA0028403619**

C. Facility's Phone **(562) 432-5445**

11. Waste Shipping Name and Description	12. Containers		13. Total Quantity	14. Unit Wt/Vol
	No.	Type		
a. <b>NON-HAZARDOUS WASTE, SOLID (HYDROCARBON SOIL)</b>	<b>001</b>	<b>DT</b>	<b>00020</b>	<b>Y</b>
b.				
c.				
d.				

D. Additional Descriptions for Materials Listed Above  
**A) 1576**

E. Handling Codes for Wastes Listed Above

15. Special Handling Instructions and Additional Information  
**NEAR PROPER PPE WHEN HANDLING**  
**POSS ENVIRONMENTAL SERVICES. -- 24 HOUR EMERGENCY SERVICE -- (510)-749-1390**  
**JOB # AP30389 ED # AP30389-01 TO # 03-12-16 WD # 201275**

16. GENERATOR'S CERTIFICATION: I certify the materials described above on this manifest are not subject to federal regulations for reporting proper disposal of Hazardous Waste.

Printed/Typed Name \_\_\_\_\_ Signature \_\_\_\_\_ Month Day Year \_\_\_\_\_

17. Transporter 1 Acknowledgement of Receipt of Materials

Printed/Typed Name \_\_\_\_\_ Signature \_\_\_\_\_ Month Day Year \_\_\_\_\_

18. Transporter 2 Acknowledgement of Receipt of Materials

Printed/Typed Name \_\_\_\_\_ Signature \_\_\_\_\_ Month Day Year \_\_\_\_\_

19. Discrepancy Indication Space

20. Facility Owner or Operator: Certification of receipt of waste materials covered by this manifest except as noted in Item 19.

Printed/Typed Name \_\_\_\_\_ Signature \_\_\_\_\_ Month Day Year \_\_\_\_\_

GENERATOR FACILITY



# FORWARD INCORPORATED

99 South Austin Road/WEIGHING LOCATION  
Anteca, CA 95336  
ndfill: (209) 982-4298 / WEIGHING LOCATION  
source Recovery: (209) 982-4936

P.O. Box 6336  
Stockton, CA 95206  
Main Office: (209) 466-4462  
Fax: (209) 465-0631

001576  
FOSS ENVIRONMENTAL  
BRIAN ECKHOFF  
1605 FERRY POINT  
ALAMEDA, CA 94501  
Contract: 1576#

01	243511	
NANCY		
26 June 2003	3:21 pm	
26 June 2003	3:21 pm	
SUPREET 33		
OAKLAND		

00 Gross Weight 66,500.00 LB  
stored Tare Weight 31,100.00 LB  
Net Weight 35,400.00 LB 17.70 TN

Inbound - SCALE TICKET

17.70	TN	11	CLASS II SOIL			
-------	----	----	---------------	--	--	--

**WEIGHMASTER CERTIFICATE** THIS IS TO CERTIFY that the following described commodity was weighed, measured, or counted by a weighmaster, whose signature is on this certificate, who is a recognized authority of accuracy, as prescribed by Chapter 7 (commencing with Section 12700) of Division 5 of the California Business and Professions Code, administered by the Division of Measurement Standards of the California Department of Food and Agriculture.

MANIFEST #00004

DRIVER'S SIGNATURE

**NON-HAZARDOUS WASTE MANIFEST**

1. Generator's US EPA ID No.

C.A.L.O.O.O.O.1.5.5.7.1

Manifest Doc. No.

0.0.0.0.4

2. Page 1 of 1

6/25/2003

3. Generator's Name and Mailing Address

PORT OF OAKLAND  
530 WATER ST.

OAKLAND, CA 94607

4. Generator's Phone ( 510 ) 627-1100

5. Transporter 1 Company Name

GREG'S TRUCKING

6. US EPA ID Number

A. Transporter's Phone

650-343-5946

7. Transporter 2 Company Name

8. US EPA ID Number

B. Transporter's Phone

9. Designated Facility Name and Site Address

GROSBY & OVERTON, INC. *Allyard Waste*  
1630 N. 17TH ST. *9999 S. Austin Rd*  
LONG BEACH, CA 90813 *CA 90813* *CA 90813*

10. US EPA ID Number

C. Facility's Phone

CA028489019  
(562) 432-5445

(209) 400-4482

11. Waste Shipping Name and Description

a. NON-HAZARDOUS WASTE, SOLID (HYDROCARBON SOIL.)

12. Containers  
No. Type

13. Total Quantity

14. Unit Wt/Vol

0.0.1 D.T 0.0.0.2.0 Y

D. Additional Descriptions for Materials Listed Above

A) 1576

E. Handling Codes for Wastes Listed Above

15. Special Handling Instructions and Additional Information

WEAR PROPER PPE WHEN HANDLING  
FOSS ENVIRONMENTAL SERVICES. -- 24 HOUR EMERGENCY SERVICE -- (510)-749-1390  
JOB # AP30389 PO # AP30389-01 TO # 03-MT-16 WO # 201275

16. GENERATOR'S CERTIFICATION: I certify the materials described above on this manifest are not subject to Federal regulations for reporting proper disposal of Hazardous Waste.

Printed/Typed Name

JEFFREY L. RUBEN

Signature

Month Day Year  
0.6.2.6.0.3

17. Transporter 1 Acknowledgement of Receipt of Materials

Printed/Typed Name

PREET S GHAYZANI

Signature

Month Day Year  
0.6.2.6.0.3

18. Transporter 2 Acknowledgement of Receipt of Materials

Printed/Typed Name

Signature

Month Day Year

19. Discrepancy Indication Space

20. Facility Owner or Operator: Certification of receipt of waste materials covered by this manifest except as noted in Item 19.

Printed/Typed Name

Signature

Month Day Year  
0.6.2.6.0.3

ORIGINAL - RETURN TO GENERATOR



# FORWARD INCORPORATED

99 South Austin Road/WEIGHING LOCATION  
Anteca, CA 95336  
ndfill: (209) 982-4298 / WEIGHING LOCATION  
source Recovery: (209) 982-4936

P.O. Box 6336  
Stockton, CA 95206  
Main Office: (209) 466-4482  
Fax: (209) 465-0631

001576  
FOSS ENVIRONMENTAL  
BRIAN ECKHOFF  
1605 FERRY POINT  
ALAMEDA, CA 94501  
Contract: 1576#

01	243517	
NANCY		
26 June 2003	3:26 pm	
26 June 2003	3:26 pm	
RAKI P10		
OAKLAND		

Gross Weight 70,960.00 LB  
Stored Tare Weight 32,600.00 LB  
Net Weight 37,760.00 LB 18.88 TN

Inbound - SCALE TICKET

18.88	TN	11	CLASS II SOIL			
-------	----	----	---------------	--	--	--

**WEIGHMASTER CERTIFICATE** THIS IS TO CERTIFY that the following described commodity was weighed, measured, or counted by a weighmaster, whose signature is on this certificate, who is a recognized authority of accuracy, as prescribed by Chapter 7 (commencing with Section 12700) of Division 5 of the California Business and Professions Code, administered by the Division of Measurement Standards of the California Department of Food and Agriculture.

MANIFEST #00003

DRIVER'S SIGNATURE

**NON-HAZARDOUS WASTE MANIFEST**

1. Generator's US EPA ID No. **C.A.L.O.O.O.O.1.5.5.7.1** Manifest Doc. No. **0.8.0.0.3** 2. Page 1 of 1 **6/25/2003**

3. Generator's Name and Mailing Address  
**PORT OF OAKLAND**  
**530 WATER ST.**  
**OAKLAND, CA 94607**

4. Generator's Phone ( **510** ) **627-1100**

5. Transporter 1 Company Name

6. US EPA ID Number

A. Transporter's Phone

7. Transporter 2 Company Name

8. US EPA ID Number

B. Transporter's Phone

9. Designated Facility Name and Site Address

10. US EPA ID Number

C. Facility's Phone

~~CRISTY & SWEETEN, INC.~~  
**150 W. 17TH ST.**  
**LONG BEACH, CA 90815**

~~C.A.L.O.O.O.O.1.5.5.7.1~~  
**C.A.L.O.2.5.4.8.5.6.1.9**

~~562-432-5445~~  
**562-432-5445**

11. Waste Shipping Name and Description

12. Containers  
No. Type

13. Total Quantity

14. Unit WW/Vol

a. **NON-HAZARDOUS WASTE, SOLID (HYDROCARBON SOIL)**

**0 0 1 D T 0 0 0 2 0 Y**

GENERATOR'S FACILITY

D. Additional Descriptions for Materials Listed Above

**A) 1576**

E. Handling Codes for Wastes Listed Above

15. Special Handling Instructions and Additional Information

**WEAR PROPER PPE WHEN HANDLING**

**POSS ENVIRONMENTAL SERVICES. -- 24 HOUR EMERGENCY SERVICE -- (510)-749-1390**  
**JOB # AP30389 FO # AP30389-01 TO # 03-MT-16 WO # 202275**

16. GENERATOR'S CERTIFICATION: I certify the materials described above on this manifest are not subject to federal regulations for reporting proper disposal of Hazardous Waste.

Printed/Typed Name

Signature

Month Day Year

17. Transporter 1 Acknowledgement of Receipt of Materials

Printed/Typed Name

Signature

Month Day Year

18. Transporter 2 Acknowledgement of Receipt of Materials

Printed/Typed Name

Signature

Month Day Year

19. Discrepancy Indication Space

20. Facility Owner or Operator Certification of receipt of waste materials covered by this manifest except as noted in item 19.

Printed/Typed Name

Signature

Month Day Year



# FORWARD INCORPORATED

99 South Austin Road/WEIGHING LOCATION  
Anteeca, CA 95336  
idfill: (209) 982-4298 / WEIGHING LOCATION  
Source Recovery: (209) 982-4936

P.O. Box 6336  
Stockton, CA 95206  
Main Office: (209) 466-4482  
Fax: (209) 465-0631

001578  
FOSS ENVIRONMENTAL  
BRIAN ECKHOFF  
1805 FERRY POINT  
ALAMEDA, CA 84501  
Contract: 1978#

01	243569	
NANCY		
26 June 2003	5:25 pm	
26 June 2003	5:35 pm	
JAY. R 87		
OAKLAND		

Gross Weight 73,300.00 LB  
Tare Weight 32,100.00 LB  
Net Weight 41,200.00 LB 20.60 TN

Inbound - SCALE TICKET

20.60	TN	11	CLASS II SOIL			
-------	----	----	---------------	--	--	--

**WEIGHMASTER CERTIFICATE** THIS IS TO CERTIFY That the following described commodity was weighed, measured, or counted by a weighmaster, whose signature is on this certificate, who is a recognized authority of accuracy, as prescribed by Chapter 7 (commencing with Section 12700) of Division 5 of the California Business and Professions Code, administered by the Division of Measurement Standards of the California Department of Food and Agriculture.

MANIFEST #00002

DRIVER'S SIGNATURE



**NON-HAZARDOUS WASTE MANIFEST**

1. Generator's US EPA ID No.

C.A.L.O.O.O.O.I.S.S.7.I

Manifest Doc. No.

0.0.0.0.2

2. Page 1

of 1

6/25/2003

3. Generator's Name and Mailing Address

POST OF OAKLAND  
530 WATER ST.

OAKLAND, CA 94607

4. Generator's Phone (510) 627-1100

5. Transporter 1 Company Name

6. US EPA ID Number

A. Transporter's Phone

7. Transporter 2 Company Name

8. US EPA ID Number

B. Transporter's Phone

9. Designated Facility Name and Site Address

10. US EPA ID Number

C. Facility's Phone

~~CROSBY & OVERTON, INC.~~  
~~1630 W. 17TH ST.~~  
~~LONG BEACH, CA 90813~~

~~C.A.O.2.0.1.0.9.0.1.9~~

~~CAD020409019~~  
~~(562) 432-5443~~

11. Waste Shipping Name and Description

12. Containers

No. Type

13. Total Quantity

14. Unit W/Vol

a. NON-HAZARDOUS WASTE, SOLID (HYDROCARBON SOIL)

0.0.1 D F 0.0.0.2.0 Y

D. Additional Descriptions for Materials Listed Above

A) 1576

E. Handling Codes for Wastes Listed Above

15. Special Handling Instructions and Additional Information

**WEAR PROPER PPE WHEN HANDLING**

**POSS ENVIRONMENTAL SERVICES. -- 24 HOUR EMERGENCY SERVICE -- (510)-749-1990**  
**JOB # AP30389 PO # AP30389-01 TO # 03-KP-16 NO # 201275**

16. GENERATOR'S CERTIFICATION: I certify the materials described above on this manifest are not subject to federal regulations for reporting proper disposal of Hazardous Waste.

Printed/Typed Name

Signature

Month Day Year

17. Transporter 1 Acknowledgement of Receipt of Materials

Printed/Typed Name

Signature

Month Day Year

18. Transporter 2 Acknowledgement of Receipt of Materials

Printed/Typed Name

Signature

Month Day Year

19. Discrepancy Indication Space

20. Facility Owner or Operator: Certification of receipt of waste materials covered by this manifest except as noted in Item 19.

Printed/Typed Name

Signature

Month Day Year



# FORWARD INCORPORATED

999 South Austin Road/WEIGHING LOCATION  
Marteca, CA 95336

P.O. Box 6336  
Stockton, CA 95206  
Main Office: (209) 466-4482  
Fax: (209) 465-0631

Office: (209) 982-4298 / WEIGHING LOCATION  
Source Recovery: (209) 982-4936

001576  
FOSS ENVIRONMENTAL  
BRIAN ECKHOFF  
1605 FERRY POINT  
ALAMEDA, CA 94501  
Contract: 1576#

01	243730	
VICTORIA		
27	JUNE 2003	11:24 am
27	JUNE 2003	11:24 am
RAM 85		
OAKLAND		

Gross Weight 77,060.00 LB  
Stored Tare Weight 31,340.00 LB  
Net Weight 45,720.00 LB 22.86 TN

Inbound - SCALE TICKET

22.86 TN 11 CLASS II SOIL

**WEIGHMASTER CERTIFICATE** THIS IS TO CERTIFY That the following described commodity was weighed, measured, or counted by a weighmaster, whose signature is on this certificate, who is a recognized authority of accuracy, as prescribed by Chapter 7 (commencing with Section 12700) of Division 5 of the California Business and Professions Code, administered by the Division of Measurement Standards of the California Department of Food and Agriculture.

MANIFEST #00001

DRIVER'S SIGNATURE

*[Handwritten Signature]*

**NON-HAZARDOUS WASTE MANIFEST**

1. Generator's US EPA ID No.

**CA 1000015571**

Manifest Doc. No.

**00001**

2. Page 1

of 1

**6/25/2003**

3. Generator's Name and Mailing Address

**PORT OF OAKLAND  
530 WATER ST.  
OAKLAND, CA 94607**

4. Generator's Phone ( 510 ) **627-1100**

5. Transporter 1 Company Name

*Waste Transporters*

6. US EPA ID Number

*CA 1000015571*

A. Transporter's Phone

*916-432-4330*

7. Transporter 2 Company Name

8. US EPA ID Number

*CA 1000015571*

B. Transporter's Phone

*916-432-4330*

9. Designated Facility Name and Site Address

**CROSBY & OVERTON, INC.  
1530 W. 17TH ST.  
LONG BEACH, CA 90813**

10. US EPA ID Number

**CA 100028409019**

C. Facility's Phone

**909-281-0901  
(562) 432-5145**

11. Waste Shipping Name and Description

**a. NON-HAZARDOUS WASTE, SOLID (HYDROCARBON SOIL)**

12. Containers

No. Type

13. Total

Quantity

14. Unit

WVVol

**001 DT 00020 Y**

D. Additional Descriptions for Materials Listed Above

**a) 1578**

E. Handling Codes for Wastes Listed Above

15. Special Handling Instructions and Additional Information

**WEAR PROPER PPE WHEN HANDLING  
FOSS ENVIRONMENTAL SERVICES. -- 24 HOUR EMERGENCY SERVICE -- (510)-749-1390  
JOB # AP30389 PO # AP30389-01 TO # 03-MT-16 NO # 201275**

16. GENERATOR'S CERTIFICATION: I certify the materials described above on this manifest are not subject to federal regulations for reporting proper disposal of Hazardous Waste.

Printed/Typed Name

Signature

Month Day Year

**06 27 03**

17. Transporter 1 Acknowledgment of Receipt of Materials

Printed/Typed Name

Signature

Month Day Year

**06 27 03**

18. Transporter 2 Acknowledgment of Receipt of Materials

Printed/Typed Name

Signature

Month Day Year

19. Discrepancy Indication Space

20. Facility Owner or Operator: Certification of receipt of waste materials covered by this manifest except as noted in Item 19.

Printed/Typed Name

Signature

Month Day Year

**06 27 03**

DAY OR NIGHT  
TELEPHONE  
(510) 235-1393

# CERTIFICATE CERTIFIED SERVICES COMPANY

255 Parr Boulevard - Richmond, California 94801

NO. 3969

CUSTOMER

JOB NO. 52T0551

FOSS

Site 209 Bush  
OAKLAND

FOR: ECOLOGY CONTROL IND. TANK NO. 39724

LOCATION: RICHMOND, CA DATE: 6/5/2003 TIME: 12:27:38

TEST METHOD VISUAL GASTECH/131A SMPN LAST PRODUCT DIESEL

This is to certify that I have personally determined that this tank is in accordance with the American Petroleum Institute and have found the condition to be in accordance with its assigned designation. This certificate is based on conditions existing at the time the inspection herein set forth was completed and is issued subject to compliance with all qualifications and instructions.

TANK SIZE 1,000 GAL CONDITION SAFE FOR FIRE

REMARKS: OXYGEN 20.9% LOWER EXPLOSIVE LIMIT LESS THAN 0.1% ECOLOGY CONTROL INDUSTRIES  
HERBY CERTIFIES THAT THE ABOVE NUMBERED TANK HAS BEEN CUT OPEN, PROCESSED,  
AND THEREFORE DESTROYED AT OUR PERMITTED HAZARDOUS WASTE FACILITY.  
ECOLOGY CONTROL INDUSTRIES HAS THE APROPRIATE PERMITS FOR, AND HAS ACCEPTED  
THE TANK SHIPPED TO US FOR PROCESSING.

In the event of any physical or atmospheric changes affecting the gas-free conditions of the above tanks, or if in any doubt, immediately stop all hot work and contact the undersigned. This permit is valid for 24 hours if no physical or atmospheric changes occur.

## STANDARD SAFETY DESIGNATION

**SAFE FOR MEN:** Means that in the compartment or space so designated (a) The oxygen content of the atmosphere is at least 19.5 percent by volume; and that (b) Toxic materials in the atmosphere are within permissible concentrations; and (c) In the judgment of the Inspector, the residues are not capable of producing toxic materials under existing atmospheric conditions while maintained as directed on the Inspector's certificate.

**SAFE FOR FIRE:** Means that in the compartment so designated (a) The concentration of flammable materials in the atmosphere is below 10 percent of the lower explosive limit; and that (b) In the judgment of the Inspector, the residues are not capable of producing a higher concentration than permitted under existing atmospheric conditions in the presence of fire and while maintained as directed on the Inspector's certificate, and further, (c) All adjacent spaces have either been cleaned sufficiently to prevent the spread of fire, are satisfactorily inerted, or in the case of fuel tanks, have been treated as deemed necessary by the Inspector.

The undersigned representative acknowledges receipt of this certificate and understands the conditions and limitations under which it was issued.

James Wilcox  
REPRESENTATIVE

TITLE

Palchy  
INSPECTOR

DAY OR NIGHT  
TELEPHONE  
(510) 235-1393

# CERTIFICATE CERTIFIED SERVICES COMPANY

255 Parr Boulevard - Richmond, California 94801

NO. 39905

CUSTOMER
JOB NO. 52T0551
FOSS

Site: 209 Brush H  
OAKLAND, CA

FOR: ECOLOGY CONTROL INDUSTRIES TANK NO. 30723

LOCATION: RICHMOND, CA DATE: 6/12/2003 TIME: 12:22:02

VISUAL GASTECH/1314 SMPN

UNLEADED GAS

TEST METHOD \_\_\_\_\_ LAST PRODUCT \_\_\_\_\_

This is to certify that I have personally determined that this tank is in accordance with the American Petroleum Institute and have found the condition to be in accordance with its assigned designation. This certificate is based on conditions existing at the time the inspection herein set forth was completed and is issued subject to compliance with all qualifications and instructions.

10,000 GAL

SAFE FOR FIRE

TANK SIZE \_\_\_\_\_

CONDITION \_\_\_\_\_

REMARKS:

OXYGEN 20.9% LOWER EXPLOSIVE LIMIT LESS THAN 0.1% ECOLOGY CONTROL INDUSTRIES

HERSY CERTIFIES THAT THE ABOVE NUMBERED TANK HAS BEEN CUT OPEN, PROCESSED,

AND THEREFORE DESTROYED AT OUR PERMITTED HAZARDOUS WASTE FACILITY

ECOLOGY CONTROL INDUSTRIES HAS THE APROPRIATE PERMITS FOR, AND HAS ACCEPTED

THE TANK SHIPPED TO US FOR PROCESSING.

In the event of any physical or atmospheric changes affecting the gas-free conditions of the above tanks, or if in any doubt, immediately stop all hot work and contact the undersigned. This permit is valid for 24 hours if no physical or atmospheric changes occur.

## STANDARD SAFETY DESIGNATION

**SAFE FOR MEN:** Means that in the compartment or space so designated (a) The oxygen content of the atmosphere is at least 19.5 percent by volume; and that (b) Toxic materials in the atmosphere are within permissible concentrations; and (c) In the judgment of the Inspector, the residues are not capable of producing toxic materials under existing atmospheric conditions while maintained as directed on the Inspector's certificate.

**SAFE FOR FIRE:** Means that in the compartment so designated (a) The concentration of flammable materials in the atmosphere is below 10 percent of the lower explosive limit; and that (b) In the judgment of the Inspector, the residues are not capable of producing a higher concentration that permitted under existing atmospheric conditions in the presence of fire and while maintained as directed on the Inspector's certificate, and further, (c) All adjacent spaces have either been cleaned sufficiently to prevent the spread of fire, are satisfactorily inerted, or in the case of fuel tanks, have been treated as deemed necessary by the Inspector.

The undersigned representative acknowledges receipt of this certificate and understands the conditions and limitations under which it was issued.

James Wilcox  
REPRESENTATIVE

TITLE

[Signature]  
INSPECTOR

Information in this shaded area is not required by Federal law.

IN CASE OF EMERGENCY OR SPILL, CALL THE NATIONAL RESPONSE CENTER 1-800-424-8802; WITHIN CALIFORNIA, CALL 1-800-852-7550

<b>UNIFORM HAZARDOUS WASTE MANIFEST</b>		1. Generator's US EPA ID No. <b>CA100010155719101816</b>	Manifest Document No.	2. Page 1 of 1
3. Generator's Name and Mailing Address <b>Part of Oakland 530 Water St. Oakland Ca 94601</b>		224904		
4. Generator's Phone <b>(510) 621-1100</b>				
5. Transporter 1 Company Name <b>Ecology Control Industries</b>		6. US EPA ID Number <b>CAD982030173</b>		
7. Transporter 2 Company Name		8. US EPA ID Number		
9. Designated Facility Name and Site Address <b>Ecology Control Industries 255 PARR BLVD. RICHMOND CA 94801</b>		10. US EPA ID Number <b>CAD009466392</b>		
11. US DOT Description (including Proper Shipping Name, Hazard Class, and ID Number) <b>NON RCRA HAZARDOUS WASTE SOLID (EMPTY STORAGE TANK)</b>		12. Containers No. Type <b>002TP</b>	13. Total Quantity <b>28000</b>	14. Unli Wi/Val <b>P</b>
16. GENERATOR'S CERTIFICATION: I hereby declare that the contents of this consignment are fully and accurately described above by proper shipping name and are classified, packed, marked, and labeled, and are in all respects in proper condition for transport by highway according to applicable international and national government regulations.		Wear proper protective equipment while handling. Weights or volumes are approximate. 24 hour emergency number: <b>510 749 1390</b> SITE ADDRESS: <b>209 Brush St Oakland Ca</b> 24 hour emergency contact: <b>Rich Lodge</b> ECI J/N: <b>5270551</b> WORK# <b>201275</b> <b>LASKOR 03-MT-16</b>		
17. Transporter 1 Acknowledgement of Receipt of Materials		Printed/Typed Name: <b>JEFFREY L. RUBIN</b> Signature: <i>[Signature]</i> Month Day Year: <b>06 05 00</b>		
18. Transporter 2 Acknowledgement of Receipt of Materials		Printed/Typed Name: <b>RUSTY COOPER</b> Signature: <i>[Signature]</i> Month Day Year: <b>06 05 00</b>		
19. Discrepancy Indication Space				
20. Facility Owner or Operator Certification of receipt of hazardous materials covered by this manifest except as noted in Item 19.		Printed/Typed Name: <b>James Wilcox</b> Signature: <i>[Signature]</i> Month Day Year: <b>06 06 00</b>		

DO NOT WRITE BELOW THIS LINE.

## **APPENDIX D**

---

### **Backfill Analytical Laboratory and Geotechnical Testing Reports**



Curtis & Tompkins, Ltd., Analytical Laboratories, Since 1878

2323 Fifth Street, Berkeley, CA 94710, Phone (510) 486-0900, Fax (510) 486-0532

ANALYTICAL REPORT

Prepared for:

Geomatrix Consultants  
2101 Webster Street  
12th Floor  
Oakland, CA 94612


Date: 11-JUN-03  
Lab Job Number: 165557  
Project ID: 8207.001  
Location: 1195 Maritime Berth 23

This data package has been reviewed for technical correctness and completeness. Release of this data has been authorized by the Laboratory Manager or the Manager's designee, as verified by the following signatures. The results contained in this report meet all requirements of NELAC and pertain only to those samples which were submitted for analysis.

Reviewed by:

  
Project Manager

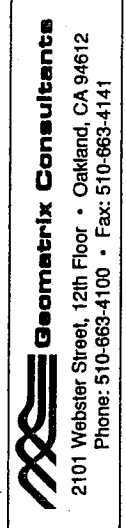
Reviewed by:

  
Operations Manager

This package may be reproduced only in its entirety.



Project No.: 8207.001		ANALYSES												REMARKS					
Samplers (Signature):														Additional Comments					
Date	Time	Sample Number	EPA Method 8021 (Full Scan)	EPA Method 8021 (Hal. VOCs only)	EPA Method 8021 (BTEX only)	EPA Method 8260 (Full Scan)	EPA Method 8270 (SIM (PAHS only))	Method 8015M (Gasoline)	Method 8015M (Diesel)	Method 8015M (Motor Oil)	Silica Gel Cleanup	Filtered	Preserved	Cooled	No. of Containers				
6/3/03	0915	FTL-060303				X		X	X		X	N	N	N	1	Part of Oakland Project ID = 201275			
																Preservation Correct? <input checked="" type="checkbox"/> Yes <input type="checkbox"/> No <input type="checkbox"/> N/A			
																Received <input type="checkbox"/> On Ice <input checked="" type="checkbox"/> Cold <input type="checkbox"/> Ambient <input checked="" type="checkbox"/> Intact			
Laboratory: CURHS + Tompkins			Turnaround Time: Standard						Results to: Erin Zavarin						Total No. of Containers: 1				
Relinquished by (Signature):			Relinquished by (Signature):						Relinquished by (Signature):						Method of Shipment: Drop off				
Printed Name: Erin Zavarin			Printed Name:						Printed Name:						Laboratory Comments and Log No.:				
Company: Geomatrix			Company:						Company:										
Received by:			Received by:						Received by:										
Printed Name: S. Alvarez			Printed Name:						Printed Name:										
Company: S.E.T.			Company:						Company:										



**Total Volatile Hydrocarbons**

Lab #:	165557	Location:	Port of Oakland
Client:	Geomatrix Consultants	Prep:	EPA 5030B
Project#:	8207.001	Analysis:	8015B
Field ID:	FILL-060303	Batch#:	81870
Matrix:	Soil	Sampled:	06/03/03
Units:	mg/Kg	Received:	06/03/03
Basis:	as received	Analyzed:	06/03/03
Diln Fac:	1.000		

Type: SAMPLE Lab ID: 165557-001

Analyte	Result	RL
Gasoline C7-C12	ND	0.99

Surrogate	%REC	Limits
Trifluorotoluene (FID)	105	56-144
Bromofluorobenzene (FID)	109	51-142

Type: BLANK Lab ID: QC215207

Analyte	Result	RL
Gasoline C7-C12	ND	1.0

Surrogate	%REC	Limits
Trifluorotoluene (FID)	103	56-144
Bromofluorobenzene (FID)	110	51-142



**Total Volatile Hydrocarbons**

Lab #:	165557	Location:	Port of Oakland
Client:	Geomatrix Consultants	Prep:	EPA 5030B
Project#:	8207.001	Analysis:	8015B
Type:	LCS	Basis:	as received
Lab ID:	QC215209	Diln Fac:	1.000
Matrix:	Soil	Batch#:	81870
Units:	mg/Kg	Analyzed:	06/03/03

Analyte	Spiked	Result	%REC	Limits
Gasoline C7-C12	5.000	4.704	94	80-120

Surrogate	%REC	Limits
Trifluorotoluene (FID)	115	56-144
Bromofluorobenzene (FID)	103	51-142



## Total Volatile Hydrocarbons

Lab #:	165557	Location:	Port of Oakland
Client:	Geomatrix Consultants	Prep:	EPA 5030B
Project#:	8207.001	Analysis:	8015B
Field ID:	ZZZZZZZZZZ	Diln Fac:	1.000
MSS Lab ID:	165552-005	Batch#:	81870
Matrix:	Soil	Sampled:	06/02/03
Units:	mg/Kg	Received:	06/02/03
Basis:	as received	Analyzed:	06/03/03

Type: MS Lab ID: QC215229

Analyte	MSS Result	Spiked	Result	%REC	Limits
Gasoline C7-C12	<0.06100	10.53	9.810	93	24-134

Surrogate	%REC	Limits
Trifluorotoluene (FID)	122	56-144
Bromofluorobenzene (FID)	113	51-142

Type: MSD Lab ID: QC215230

Analyte	Spiked	Result	%REC	Limits	RPD	Lim
Gasoline C7-C12	10.99	10.42	95	24-134	2	32

Surrogate	%REC	Limits
Trifluorotoluene (FID)	125	56-144
Bromofluorobenzene (FID)	117	51-142



**Total Extractable Hydrocarbons**

Lab #:	165557	Location:	Port of Oakland
Client:	Geomatrix Consultants	Prep:	EPA 3550
Project#:	8207.001	Analysis:	EPA 8015B
Field ID:	FILL-060303	Batch#:	81951
Matrix:	Soil	Sampled:	06/03/03
Units:	mg/Kg	Received:	06/03/03
Basis:	as received	Prepared:	06/05/03
Diln Fac:	1.000	Analyzed:	06/06/03

Type: SAMPLE Cleanup Method: EPA 3630C  
 Lab ID: 165557-001

Analyte	Result	RL
Diesel C10-C24	25 H Y	1.0

Surrogate	%REC	Limits
Hexacosane	93	36-141

Type: BLANK Cleanup Method: EPA 3630C  
 Lab ID: QC215569

Analyte	Result	RL
Diesel C10-C24	ND	0.99

Surrogate	%REC	Limits
Hexacosane	95	36-141

H= Heavier hydrocarbons contributed to the quantitation  
 Y= Sample exhibits chromatographic pattern which does not resemble standard  
 ND= Not Detected  
 RL= Reporting Limit  
 Page 1 of 1

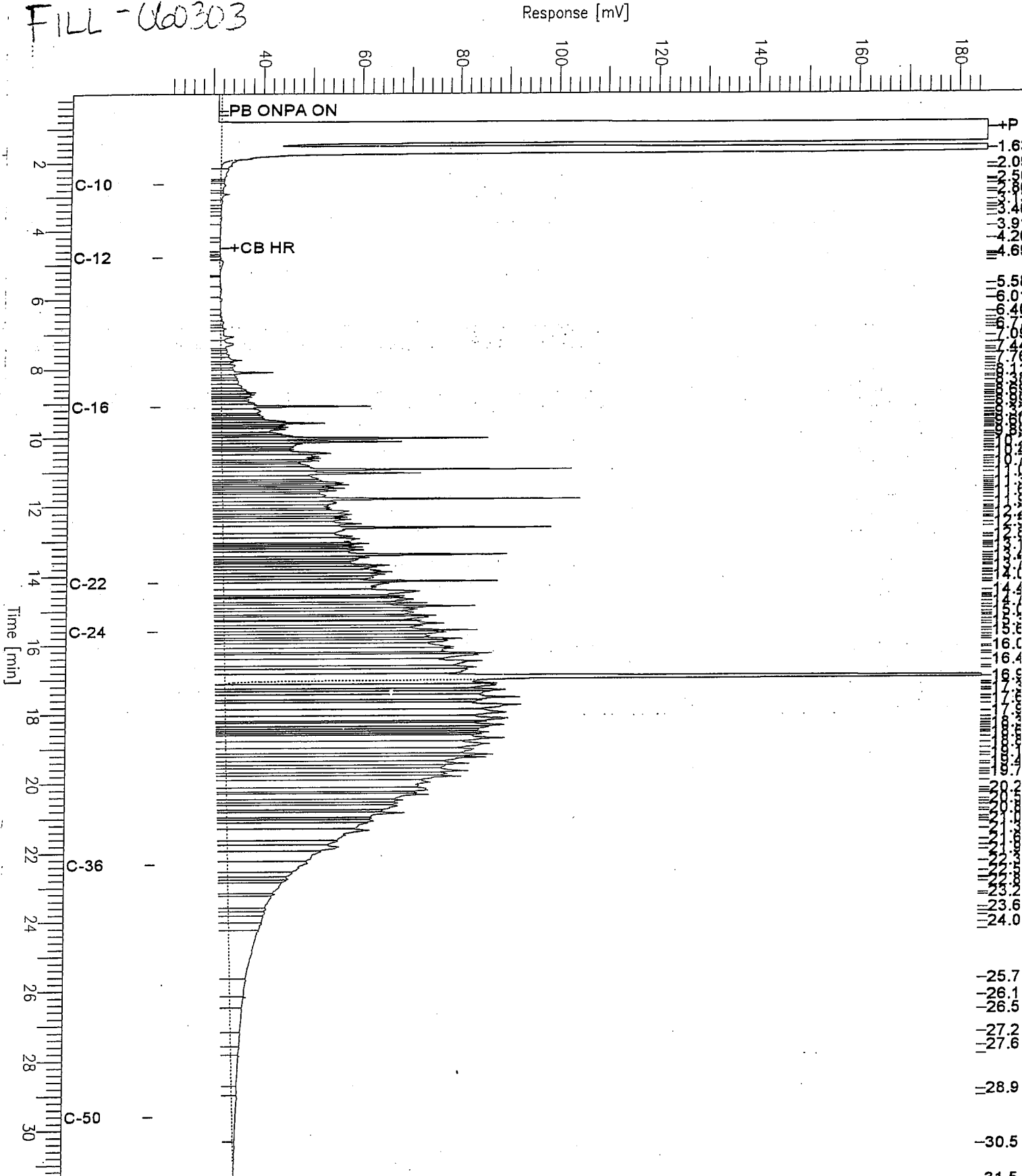
# Chromatogram

Sample Name : 165557-001sg,81951  
FileName : G:\GC15\CHB\156B037.RAW  
Method : BTEH156.MTH  
Start Time : 0.01 min  
Scale Factor: 0.0

End Time : 31.91 min  
Plot Offset: 20 mV

Sample #: 81951  
Date : 6/6/03 12:24 PM  
Time of Injection: 6/6/03 11:49 AM  
Low Point : 20.06 mV  
High Point : 185.59 mV  
Plot Scale: 165.5 mV

FILL - 060303



# Chromatogram

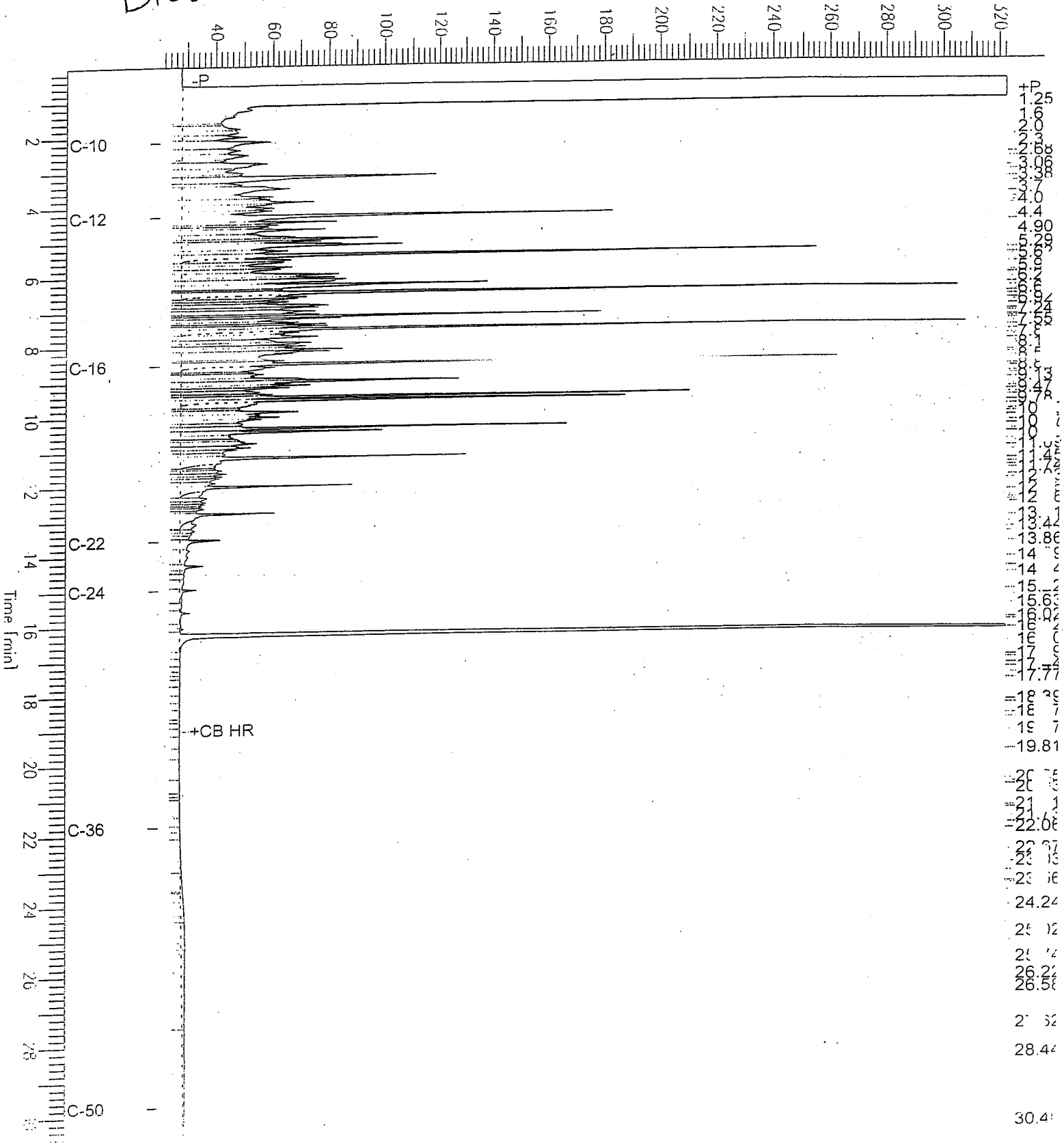
Sample Name : ccv\_03ws0738,ds1  
File Name : G:\GC11\CHA\157A002.RAW  
Method : ATEH157.MTH  
Start Time : 0.01 min  
Scale Factor : 0.0

Sample #: 500mg/L  
Date : 6/6/03 10:57 AM  
Time of Injection: 6/6/03 09:09 AM  
End Time : 31.91 min  
Plot Offset: 20 mV

Low Point : 20.37 mV  
High Point : 322.21 mV  
Plot Scale: 301.8 mV

*Diesel*

Response [mV]



**Total Extractable Hydrocarbons**

Lab #:	165557	Location:	Port of Oakland
Client:	Geomatrix Consultants	Prep:	EPA 3550
Project#:	8207.001	Analysis:	EPA 8015B
Type:	LCS	Diln Fac:	1.000
Lab ID:	QC215570	Batch#:	81951
Matrix:	Soil	Prepared:	06/05/03
Units:	mg/Kg	Analyzed:	06/06/03
Basis:	as received		

Cleanup Method: EPA 3630C

Analyte	Spiked	Result	%REC	Limits
Diesel C10-C24	50.30	37.12	74	49-129

Surrogate	%REC	Limits
Hexacosane	70	36-141





Total Extractable Hydrocarbons

Lab #:	165557	Location:	Port of Oakland
Client:	Geomatrix Consultants	Prep:	EPA 3550
Project#:	8207.001	Analysis:	EPA 8015B
Field ID:	ZZZZZZZZZZ	Batch#:	81951
MSS Lab ID:	165624-001	Sampled:	06/04/03
Matrix:	Soil	Received:	06/05/03
Units:	mg/Kg	Prepared:	06/05/03
Basis:	as received	Analyzed:	06/06/03
Diln Fac:	1.000		

Type: MS Lab ID: QC215571

Analyte	MSS Result	Spiked	Result	%REC	Limits
Diesel C10-C24	8.382	49.64	55.36	95	32-134

Surrogate	%REC	Limits
Hexacosane	74	36-141

Type: MSD Lab ID: QC215572

Analyte	Spiked	Result	%REC	Limits	RPD	Lim
Diesel C10-C24	49.66	52.56	89	32-134	5	48

Surrogate	%REC	Limits
Hexacosane	78	36-141

## Purgeable Aromatics by GC/MS

Lab #:	165557	Location:	1195 Maritime Berth 23
Client:	Geomatrix Consultants	Prep:	EPA 5030B
Project#:	8207.001	Analysis:	EPA 8260B
Field ID:	FILL-060303	Diln Fac:	0.9804
Lab ID:	165557-001	Batch#:	81883
Matrix:	Soil	Sampled:	06/03/03
Units:	ug/Kg	Received:	06/03/03
Basis:	as received	Analyzed:	06/03/03

Analyte	Result	RL
MTBE	ND	4.9
Benzene	ND	4.9
Toluene	ND	4.9
Ethylbenzene	ND	4.9
m,p-Xylenes	ND	4.9
o-Xylene	ND	4.9

Surrogate	%REC	Limits
1,2-Dichloroethane-d4	96	76-130
Toluene-d8	103	80-120
Bromofluorobenzene	97	76-125



Purgeable Aromatics by GC/MS

Lab #:	165557	Location:	1195 Maritime Berth 23
Client:	Geomatrix Consultants	Prep:	EPA 5030B
Project#:	8207.001	Analysis:	EPA 8260B
Type:	BLANK	Basis:	as received
Lab ID:	QC215272	Diln Fac:	1.000
Matrix:	Soil	Batch#:	81883
Units:	ug/Kg	Analyzed:	06/03/03

Analyte	Result	RL
MTBE	ND	5.0
Benzene	ND	5.0
Toluene	ND	5.0
Ethylbenzene	ND	5.0
m,p-Xylenes	ND	5.0
o-Xylene	ND	5.0

Surrogate	%REC	LIMITS
1,2-Dichloroethane-d4	88	76-130
Toluene-d8	102	80-120
Bromofluorobenzene	94	76-125

**Purgeable Aromatics by GC/MS**

Lab #:	165557	Location:	1195 Maritime Berth 23
Client:	Geomatrix Consultants	Prep:	EPA 5030B
Project#:	8207.001	Analysis:	EPA 8260B
Type:	LCS	Basis:	as received
Lab ID:	QC215271	Diln Fac:	1.000
Matrix:	Soil	Batch#:	81883
Units:	ug/Kg	Analyzed:	06/03/03

Analyte	Spiked	Result	%REC	Limits
Benzene	50.00	46.09	92	78-120
Toluene	50.00	47.98	96	79-120

Surrogate	%REC	Limits
1,2-Dichloroethane-d4	87	76-130
Toluene-d8	102	80-120
Bromofluorobenzene	89	76-125



Purgeable Aromatics by GC/MS

Lab #:	165557	Location:	1195 Maritime Berth 23
Client:	Geomatrix Consultants	Prep:	EPA 5030B
Project#:	8207.001	Analysis:	EPA 8260B
Field ID:	ZZZZZZZZZZ	Diln Fac:	0.9615
MSS Lab ID:	165552-001	Batch#:	81883
Matrix:	Soil	Sampled:	06/02/03
Units:	ug/Kg	Received:	06/02/03
Basis:	as received	Analyzed:	06/03/03

Type: MS Lab ID: QC215274

Analyte	MSS Result	Spiked	Result	%REC	Limits
Benzene	<0.07800	48.08	41.14	86	55-121
Toluene	<0.1900	48.08	39.73	83	44-125

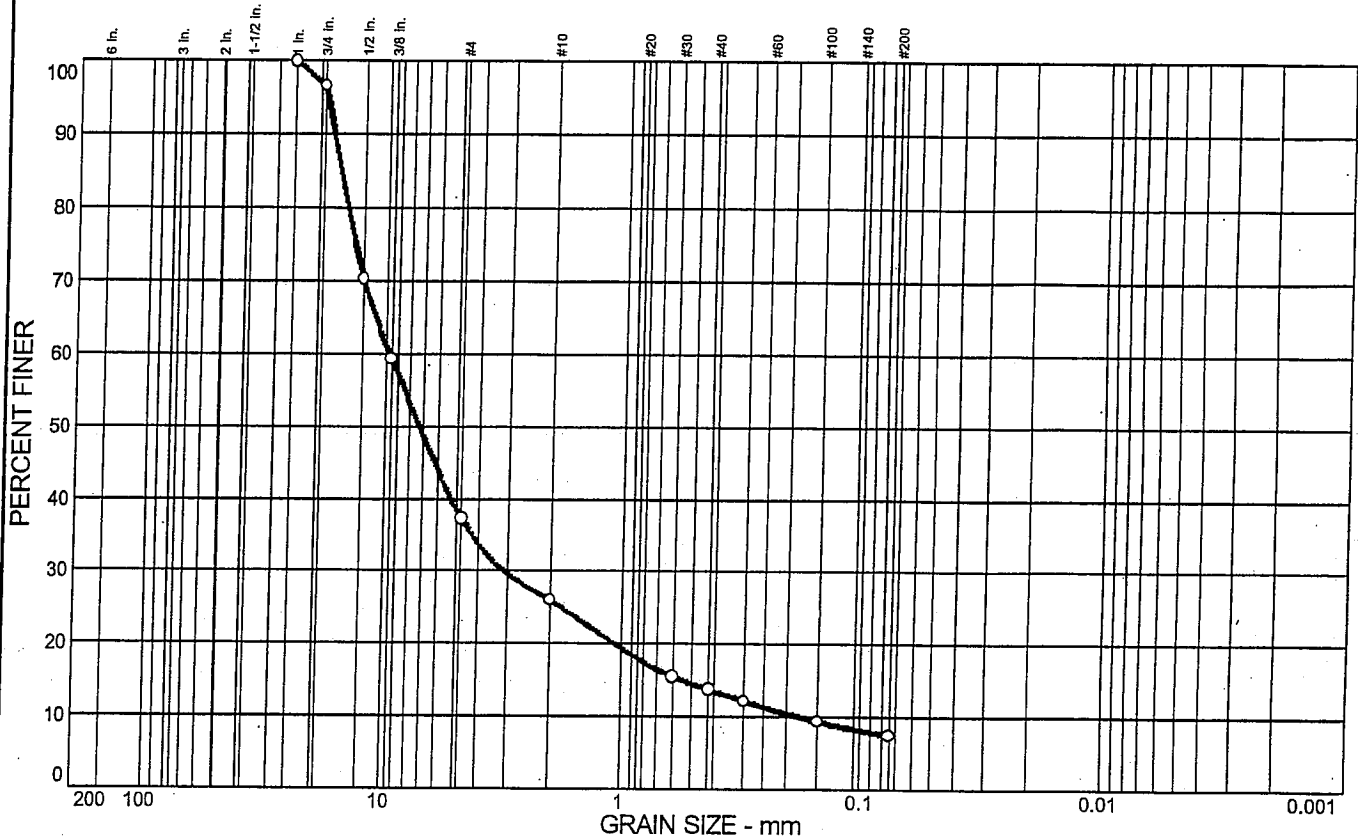
Surrogate	%REC	Limits
1,2-Dichloroethane-d4	97	76-130
Toluene-d8	103	80-120
Bromofluorobenzene	99	76-125

Type: MSD Lab ID: QC215275

Analyte	Spiked	Result	%REC	Limits	RPD	Lim
Benzene	48.08	40.91	85	55-121	1	20
Toluene	48.08	40.54	84	44-129	2	20

Surrogate	%REC	Limits
1,2-Dichloroethane-d4	99	76-130
Toluene-d8	103	80-120
Bromofluorobenzene	95	76-125

# PARTICLE SIZE DISTRIBUTION TEST REPORT



%	+ 3"	GRAVEL	SAND	SILT	CLAY	USCS	AASHTO	PL	LL
○		62.8	29.7			GP-GM			

SIEVE inches size	PERCENT FINER	
	○	
1	100.0	
3/4	96.6	
1/2	70.3	
3/8	59.3	
<del>GRAIN SIZE</del>		
D60	9.73	
D30	3.09	
D10	0.178	
<del>COEFFICIENTS</del>		
Cc	5.54	
Cu	54.74	

SIEVE number size	PERCENT FINER	
	○	
#4	37.2	
#10	26.0	
#30	15.5	
#40	13.8	
#50	12.2	
#100	9.4	
#200	7.5	

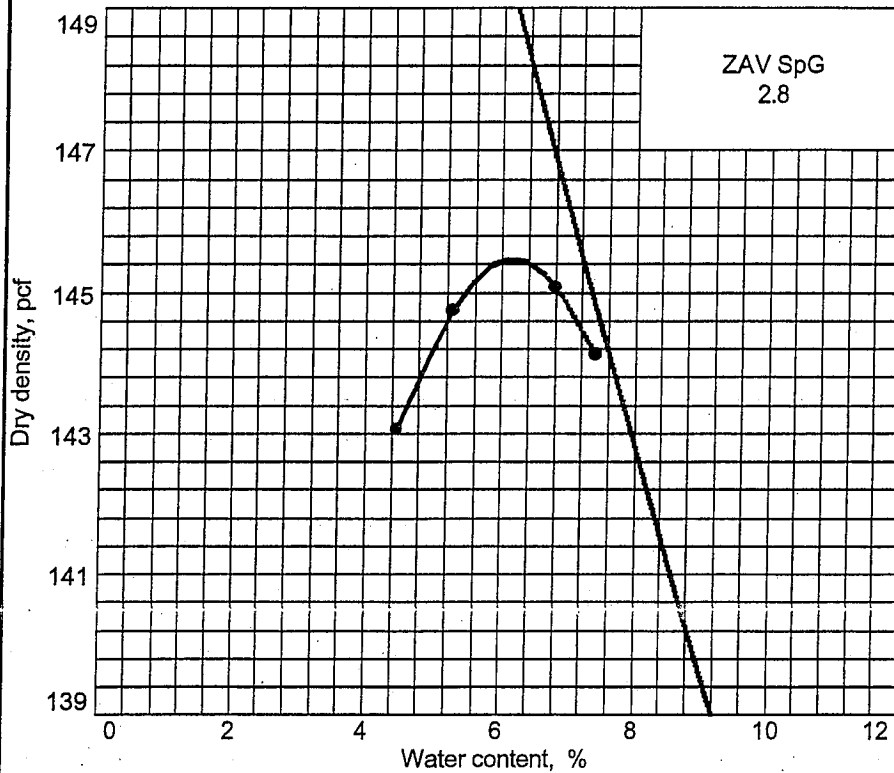
**SOIL DESCRIPTION**  
 ○ Greenish Gray Poorly Graded GRAVEL with Clay and Sand

**REMARKS:**  
 ○

○ Source: Fill-071503

<b>COOPER TESTING LABORATORY</b>	Client: Geomatrix Project: Port of Oakland-Berth 23 - 8207.002 Project No.: 109-366
	Plate

# COMPACTION TEST REPORT



Curve No. \_\_\_\_\_

**Test Specification:**  
ASTM D 1557-00 Method C Modified

Hammer Wt.: 10 lb.  
 Hammer Drop: 18 in.  
 Number of Layers: five  
 Blows per Layer: 56  
 Mold Size: .075 cu.ft.

**Test Performed on Material**  
 Passing 3/4 in. Sieve

**Soil Data**  
 NM \_\_\_\_\_ Sp.G. 2.7  
 LL \_\_\_\_\_ PI \_\_\_\_\_  
 %>3/4 in. 3.4 %<#200 \_\_\_\_\_  
 USCS \_\_\_\_\_ AASHTO \_\_\_\_\_

### TESTING DATA

	1	2	3	4	5	6
<b>WM + WS</b>	17.29	17.70	17.51	17.69		
<b>WM</b>	6.08	6.08	6.08	6.08		
<b>WW + T #1</b>	755.40	1165.40	1334.70	1383.80		
<b>WD + T #1</b>	727.20	1101.20	1275.80	1299.10		
<b>TARE #1</b>	96.90	156.30	161.00	155.80		
<b>WW + T #2</b>						
<b>WD + T #2</b>						
<b>TARE #2</b>						
<b>MOISTURE</b>	4.5	6.8	5.3	7.4		
<b>DRY DENSITY</b>	143.1	145.1	144.8	144.1		

TEST RESULTS	Material Description
Maximum dry density = 145.5 pcf Optimum moisture = 6.1 %	Greenish Gray Poorly Graded GRAVEL with Clay and Sand
<b>Project No.</b> 109-366 <b>Client:</b> Geomatrix <b>Project:</b> Port of Oakland-Berth 23 - 8207.002  ● <b>Source:</b> Fill-071503	<b>Remarks:</b>
COMPACTON TEST REPORT <b>COOPER TESTING LABORATORY</b>	Figure _____