



PORT OF OAKLAND

RECEIVED

By Alameda County Environmental Health at 3:54 pm, Feb 10, 2015

February 5, 2015

Mr. Keith Nowell
Alameda County Department of Environmental Health
1131 Harbor Bay Parkway
Alameda, CA 94502-6577

**Subject: Downtown Oakland CNG Fueling Station, Second and Brush Streets,
RO# 2692**

Dear Mr. Nowell:

As required by your correspondence dated November 7, 2014, attached find the Site Investigation Results CNG Fueling Station report prepared by Weiss Associates dated February 5, 2015. This report documents the results of the workplan prepared by Baseline Environmental Consulting dated July 22, 2014.

I declare under penalty of perjury that the information and/or recommendations contained in the attached document is true and correct to the best of my knowledge.

Sincerely,

Diane Heinze
Diane Heinze
Environmental Assessment Supervisor

Digitally signed by Diane Heinze
DN: cn=Diane Heinze, o=Port of Oakland,
ou=EN201, email=dheinze@portoakland.com,
c=US
Date: 2015.02.03 14:54:19 -08'00'



February 5, 2015

Diane Heinze
Port of Oakland
530 Water Street
Oakland, California 94607

RE: Site Investigation Results
CNG Fueling Station
205 Brush Street, Oakland, California
ACEH Case No. RO0002962
Weiss Project No. 259-1971.15

Dear Ms. Heinze:

This letter report has been prepared for the Port of Oakland (Port) to present the results of Weiss Associates' (Weiss's) site investigation conducted in December 2014 at a compressed natural gas (CNG) fueling station located at 205 Brush Street in Oakland, California (Figure 1). As proposed in the *Work Plan to Investigate Petroleum Contamination at the CNG Fueling Station* (Work Plan; Baseline Environmental Consulting, 2014), the purpose of the investigation was to identify the source of hydrocarbons encountered during station construction and to assess the extent and magnitude of hydrocarbons in soil and groundwater. Based on the investigation results, Weiss recommends that the Port submit a case closure request to Alameda County Environmental Health (ACEH). A summary of the project background, investigation methods and results, and the basis for the case closure recommendation are presented below.

BACKGROUND

The site is located in a commercial and industrial area of Oakland, approximately 1,000 feet north of the Oakland Inner Harbor (Figure 1). It consists of the former National Ice and Cold Storage Company facility (National Ice) and a vacated portion of Second Street as shown on the 1951 Sanborn map (Figure 2). The site is bounded by the former Port Harbor Facilities to the north, Market Street to the west, Brush Street to the east, and Embarcadero West to the south. The site vicinity has been industrialized since the nineteenth century, and as a result, shallow soil in the area is impacted with polynuclear aromatic hydrocarbons (PAHs; Ebasco Environmental, 1991). Currently, the site is comprised of: 1) a CNG fueling facility that includes an aboveground compressor inside a cinder-block enclosure and a CNG fueling island for automobiles; 2) a paved parking lot; and 3) a paved parking lot used as a storage yard for a home decor retailer and distributor.

Based on Sanborn Fire Insurance Company maps from 1889 to 1912, the southern portion of the site that was later occupied by National Ice contained two structures that were used for hay storage. As seen in a 1930 aerial photograph and 1951 Sanborn map, several buildings associated with National Ice were constructed. Sanborn maps from 1951 to 1961 indicate the presence of an "Eng Room" and an adjacent "60 HP motor" in approximately the same location as the currently existing cinder-block enclosure that houses the CNG compressor.

Prior to construction of the CNG fueling station, geotechnical borings B-1 and B-2 were advanced to 35 feet below ground surface (bgs) in November 2006 (Figure 3). Three soil samples from unspecified depths were collected from each boring and analyzed for total petroleum hydrocarbons (TPH), and benzene, toluene, ethylbenzene and xylenes (BTEX). The maximum TPH concentration detected was 15 milligrams per kilogram (mg/kg), detected as TPH as diesel (TPH-D) in a sample from each boring. A sample from boring B-1 contained 1.6 mg/kg TPH as gasoline (TPH-G) and 0.0079 mg/kg xylenes; a sample from boring B-2 contained 0.0075 mg/kg benzene and 0.0076 mg/kg toluene. No other constituents were detected above reporting limits.

During trenching for construction of the fueling station in 2007, petroleum hydrocarbons were encountered in soil. Soil samples #1 and #2 were collected from approximately 2.0 and 2.5 feet bgs and contained TPH-D up to 39 mg/kg and TPH-G up to 9.1 mg/kg (Figures 4 and 5). Detectable concentrations of less than 0.06 mg/kg of the several individual VOCs were also detected; these VOCs were not halogenated and are commonly associated with crude oil and petroleum products.

In 2007, the Port retained a contractor to excavate soil from the proposed compressor location. The remedial excavation ultimately measured approximately 22 by 42 feet by a maximum of seven feet deep. Confirmation soil samples from the edges and bottom of the final excavation were collected and analyzed for TPH, BTEX, VOCs, and metals. Three of the 12 confirmation samples collected (two bottom samples and one southern sidewall sample) contained constituents above Environmental Screening Levels (ESLs; Figures 4 and 5; RWQCB, 2013). Approximately 200 cubic yards of soil were removed and transported as non-hazardous waste to Altamont Landfill in Livermore, California.

In July 2014, the Port submitted the Work Plan prepared by BASELINE Environmental Consulting. The objective, as stated in the Work Plan, was *“to identify the original source and assess the extent and magnitude of soil and groundwater impacts initially discovered during CNG station construction. There are three known plausible sources of contamination: (1) release associated with the engine/motor room(s) of the historical National Ice and Cold Storage facilities; (2) migration via groundwater of historical releases from the former diesel underground storage tank (UST) located about 50 feet northeast of the CNG station on the north side of vacated Second Street; and/or (3) migration via groundwater of historical releases from the former USTs located in the Harbor Facilities”* area, also located to the north of the site. The proposed scope of the investigation included advancing five soil borings, presumed to be in the downgradient direction from the UST sources on the adjacent site, to the north and in the vicinity of the former engine room.

Soil and groundwater samples were to be collected from the borings and analyzed for TPH, VOCs, and PAHs. Additionally, the shallowest soil sample from each boring was to be analyzed for California Code of Regulations (CCR) Title 22 metals to assess the surficial fill. ACEH approved the Work Plan on November 7, 2014 (Nowell, 2014).

METHODS

Weiss performed the site investigation in December 2014. Methods employed for the investigation are described below.

Permit and Line Locating

Prior to drilling, Weiss obtained a drilling permit from the Alameda County Public Works Agency (ACPWA) for the five borings (Attachment B). Weiss also notified Underground Service Alert North and retained a private line locator to conduct an electromagnetic survey for underground utility lines at the proposed drilling locations.

Drilling

Between December 12 and 16, 2014, Weiss retained Gregg Drilling and Testing, Inc. (California State Contractor's License No. C57-485165) to drill the borings using a hollow-stem auger rig. The lithology encountered in each boring was visually logged by a Professional Geologist using the Uniform Soil Classification System; boring logs are included in Attachment C. Four of the five borings were drilled to a depth of 15 feet bgs, and soil and groundwater samples were collected from these borings. Prior to the groundwater samples being collected, a pre-packed screen was installed in accordance with the Work Plan. No soil samples deeper than one-foot bgs or groundwater samples were collected from boring CNG-B5 due to auger refusal at six different locations adjacent to the proposed boring location (Figure 3).

After the soil and groundwater sampling was conducted (as described below), the pre-packed screens were removed from the borings. The borings were backfilled with Portland cement and hydrated bentonite chips under the observation of a grout inspector from the ACPWA. The surface at each boring was completed with cold-patch asphalt. Soil cuttings and decontamination and purge water from the drilling and sampling activities were stored in separate 55-gallon drums located on-site. Investigation derived waste has been disposed at an off-site facility. .

Sampling and Laboratory Analysis

Three soil samples were collected from each of borings CNG-B1 through CNG-B4: one sample at one-foot bgs; one sample at five feet bgs; and one sample at seven feet bgs; only a one-foot deep sample was collected from boring CNG-B5. The soil samples were collected in stainless steel tubes using a California-modified split-spoon sampler. Soil samples for TPH-G, BTEX, methyl tertiary-butyl ether (MTBE), and VOCs were collected using Terra Core samplers in accordance with United States Environmental Protection Agency (USEPA) Method 5035. Samples were stored in an iced cooler pending delivery to the analytical laboratory.

One groundwater sample was also collected from borings CNG-B1 through CNG-B4. A pre-packed screen, consisting of slotted polyvinyl chloride (PVC) pipe surrounded by a stainless steel mesh filled with sand, was installed in each boring between 10 and 15 feet bgs. The two-inch diameter slotted pipe was connected with a solid PVC pipe that extended above the ground surface. To allow suspended sediments to settle, the groundwater samples were collected at least one hour after the screens were installed. The groundwater samples were collected by inserting a bladder pump to the middle of each pre-packed screen. Each screen was micropurged at a flow rate not exceeding 500 milliliters per minute into polyethylene tubing, which gently discharged the water into the sample containers.

Two duplicate soil samples were collected in boring CNG-B4. The protocol had indicated to collect the rinseate blank and a duplicate water sample at CNG-B5. However, due to refusal in that boring, these quality assurance/quality control samples were not collected.

The samples were transported in iced coolers under chain-of-custody to Curtis and Tompkins, Ltd. in Berkeley, California. As specified in the Work Plan, soil and groundwater samples were analyzed for the following:

- TPH-G by USEPA Method 8015M;
- TPH-D and TPH as motor oil (TPH-MO); prepared with and without silica gel cleanup (SGCU) by USEPA Method 8015M;
- VOCs by USEPA Method 8260; and
- PAHs by USEPA Method 8270, selected ion monitoring (SIM).

The shallowest soil sample from each boring was also analyzed for Title 22 metals by USEPA Method 6010B. Analytical reports, chain-of-custody documentation, and Weiss's laboratory validation results are provided in Attachment D.

RESULTS

Hydrogeology and analytical results (soil and groundwater) from the site investigation are described below.

Hydrogeology

Soil observed in the borings consisted of a mixture of sandy fill pervasive with brick fragments from the ground surface to approximately five to seven feet bgs. Silty sand of variable color and permeability, consisting of 15 to 25 percent fines, was encountered below the fill to the total depth explored of 15 feet. This deeper unit is interpreted as the Merritt Sand. Groundwater was encountered between 5.0 and 6.5 feet bgs in the borings. Boring logs are included in Attachment C.

Analytical Results

Analytical results for the soil and groundwater samples are discussed below. The ESLs used to compare soil data are the shallow soil screening levels (less than three meters deep) for commercial/industrial land use where groundwater is not a current or potential drinking water resource. These ESLs were published in Table B-2 of the Regional Water Quality Control Board's Workbook dated December 2013.³ The groundwater ESLs are the screening levels for groundwater that is not a current or potential drinking water resource. These are shown in Table F-1b of the Workbook.

Soil Results

Except for arsenic, no metals exceeded ESLs in any of the one-foot deep samples collected from the five borings (Table 1). Arsenic concentrations ranged between 2.1 and 6.5 mg/kg. These concentrations are less than 11 mg/kg, and thus are consistent with regional background concentrations (Duvergé, 2011).

The only soil samples to contain TPH-MO above ESLs were the one-foot deep samples from borings CNG-B3 and CNG-B4 (Figure 6); these samples contained 740 and 720 mg/kg, respectively, which are above the ESL of 500 mg/kg. These shallow TPH-MO detections may be the result of a near-surface source considering that both of these borings were located within the footprint of the former National Ice facility's engine room. The results for the deeper samples indicate that TPH-MO concentrations decrease with depth (Table 2). The TPH-MO results for the other borings and the TPH-D results for all four borings are not as high, but do exhibit a decreasing concentration trend with depth (Figure 6).

The soil samples for TPH-D and TPH-MO were analyzed with and without a prior silica gel cleanup (SGCU) preparation. A comparison of analytical results with and without SGCU may provide information about the fraction of polar and non-polar hydrocarbons in the sample as the preparation removes polar hydrocarbons. Polar hydrocarbons may be present due to the decay of fresh biological material in the sample rather than a chemical release. The polar fraction, though, may also represent polar intermediates that are weathering products of non-polar hydrocarbons (RWQCB, 2013). As shown in Table 2, the TPH-D and TPH-MO concentrations with and without SGCU for the soil samples from this investigation are not significantly different. This may indicate that most of the hydrocarbons are non-polar.

TPH-G also exceeded the ESL in the seven-foot deep sample from boring CNG-B3 at a concentration of 760 mg/kg (Figure 5; Table 2). Although this detection is above the ESL of 500 mg/kg, the laboratory indicated that the chromatogram did not match the gasoline standard. No BTEX (Figure 7) or MTBE concentrations were detected in any of the soil samples above method detection limits (Table 2), which also suggests that the positive TPH-G detections in this and other samples are not indicative of a gasoline release.

Although some VOCs were detected in soil, none were noted at concentrations above ESLs. The VOCs detected are generally associated with crude oil and petroleum products and/or industrial uses (Table 3). None of the detected VOCs are halogenated.

PAHs were also detected in the soil samples (Table 4). The detected PAHs are associated with crude oil, petroleum products, and/or combustion of organic matter. The source of the PAHs may be the former engine room or from an off-site source. There is documentation that shallow soil in the site vicinity contains PAHs that may be the result of historical industrial operations in the area. Weiss calculated the benzo(a)pyrene-equivalent (BaPe) values for the one-foot deep samples from the five borings. A BaPe value is the sum of the potency equivalency factor multiplied by the concentration of each carcinogenic PAH in the sample (Table 5). Although the individual PAHs from all site samples are below their respective ESLs, the BaPe value of 155 micrograms per kilogram ($\mu\text{g}/\text{kg}$) for the sample from boring CNG-B4 is above the benzo(a)pyrene ESL of 130 $\mu\text{g}/\text{kg}$, which is intended to address human health. However, a surface soil sample previously collected by Pacific Gas and Electric Company (PG&E) adjacent to the site has a BaPe value of 359 $\mu\text{g}/\text{kg}$ (Figure 8; RWQCB, 2013). The PG&E sampling investigation results indicate that surface soil in the site

vicinity is impacted with PAHs that are not related to the historical activities of National Ice or other on-site activities.

Groundwater Results

The groundwater samples from borings CNG-B1 and CNG-B2, located along the northern site boundary, contained no TPH-G or BTEX above method detection limits (Table 5; Figures 9 and 10). The samples contained 79 and 200 micrograms per liter ($\mu\text{g/L}$) TPH-D, respectively, but the laboratory reported that the CNG-B2 chromatogram did not match the diesel standard. Except for the trace value of 0.3 $\mu\text{g/L}$ MTBE in the boring CNG-B-1 sample, these results preclude the possibility that petroleum hydrocarbons are migrating onto the site from former USTs to the north.

As seen with the soil results, TPH results for groundwater from borings CNG-B3 and CNG-B4 exceeded ESLs (Table 6). The sample from boring CNG-B3 contained 1,100 $\mu\text{g/L}$ TPH-G (Figure 9); but similar to the seven-foot soil sample from the same boring, the laboratory reported that the chromatogram did not meet the gasoline standard. For the samples from borings CNG-B3 and CNG-B4, the TPH-D results were 2,200 and 2,400 $\mu\text{g/L}$, respectively (Figure 11); TPH-MO results were 940 and 3,700 $\mu\text{g/L}$, respectively (Figure 12). Unlike the soil results, the TPH-D and TPH-MO analyses with and without the prior SGCU yielded significantly different concentrations. This difference suggests that the groundwater samples contain a larger polar hydrocarbon fraction than the soil samples.

VOCs, including BTEX and MTBE, were not detected above ESLs (Tables 6 and 7). The VOCs with positive detections are generally compounds consistent with heavy hydrocarbons and concentrations detected would not be associated with a release of gasoline, solvent, or lighter mixtures of hydrocarbons.

Except for benzo[a]anthracene and benzo[a]pyrene in the sample from boring CNG-B4, no PAHs were detected above ESLs. The sample contained estimated concentrations (J-flagged) of 0.05 $\mu\text{g/L}$ benzo[a]anthracene and 0.02 $\mu\text{g/L}$ benzo[a]pyrene, which are slightly above the respective ESLs of 0.027 and 0.014 $\mu\text{g/L}$, respectively (Table 8). Because PAHs are highly insoluble, the detected concentrations are likely caused by PAHs sorbed to suspended solids in the grab groundwater samples and therefore may not be representative of dissolved concentrations.

CONCLUSIONS

The recent investigation results indicate that hydrocarbons detected in samples from construction of the CNG fueling station in 2007 are not due to migration through groundwater from the former USTs to the northeast of the CNG fueling station (former Harbor Facilities USTs). The former USTs are not the source of these hydrocarbons because:

- Groundwater samples from borings CNG-B1 and CNG-B2, located along the northern site boundary between these former USTs and the CNG fueling station, did not contain TPH-G and BTEX above reporting limits. Although low concentrations of TPH-D were detected, the chromatogram for one sample did not match the diesel standard.

- Almost no BTEX were detected in the groundwater samples from borings CNG-B3 and CNG-B4, located within the footprint of the former National Ice engine room, above the method detection limit of 0.1 µg/L. In contrast, groundwater samples collected in January 2014 from near the Harbor Facilities USTs yielded maximum concentration of 10,000 µg/L benzene, 38,000 µg/L toluene, 6,800 µg/L toluene, and 26,000 µg/L xylenes (ERM, 2014). Moreover, the TPH-G detections in the CNG-B3 and CNG-B4 samples appear to not be due to gasoline because of the lack of BTEX detected and the chromatograms do not match the gasoline standard.
- The analytical data for soil suggest that the hydrocarbons detected in the groundwater samples from borings CNG-B3 and CNG-B4 appear more likely from a near-surface source. The soil results from the remedial excavation and borings CNG-B3 and CNG-B4 indicate that TPH-D, TPH-MO and PAH concentrations generally decline with increasing depth.

The investigation results do not rule out that the former engine room and/or former 60-hp motor room may be the hydrocarbon source. The highest TPH-D and TPH-MO results for soil were from samples collected at one-foot bgs in the former engine room. The chromatograms for the TPH-MO results are consistent with the laboratory's motor oil standard, and it is likely that National Ice used motor oils in these rooms. Although PAHs are associated with motor oil, the PAH detections in soil samples from all four borings may also be a result of off-site sources as documented by PG&E.

The extent of petroleum hydrocarbons remaining near the former engine room and 60-hp motor room is likely limited to soil and groundwater immediately within this area of the site. The residual TPH is predominately hydrocarbons in the TPH-D and TPH-MO ranges and thus are relatively immobile. BTEX and VOCs are not present, or are present at low concentrations below ESLs. Low concentrations of PAHs were detected, but the concentrations are consistent with data for surface soil in the site vicinity.

Based on the results of this investigation, Weiss recommends that the Port submit a case closure request for the CNG fueling station site. Residual TPH in soil and groundwater appears to be primarily from on-site activities conducted by National Ice over 50 years ago. No VOCs or individual PAHs in soil samples from this investigation exceed ESLs; PAHs in two groundwater samples exceed the ESLs. PAHs are highly insoluble and the detected concentrations in groundwater are likely caused by PAHs sorbed to suspended solids in the grab groundwater samples and therefore may not be representative of dissolved concentrations. The residual hydrocarbons do not present a risk to groundwater as a resource and are not present at concentrations that indicate the presence of free product. Although two of the groundwater samples contained TPH above ESLs, these particular ESLs are based on aquatic toxicity and nuisance conditions, neither of which is a concern because the site is not adjacent to aquatic receptors and is in a highly industrial area. Approximately 200 cubic yards of soil have been removed from the source area, and the site is paved, which assists in preventing rainfall infiltration and direct contact with soil. Future contact with residual hydrocarbons in soil can be managed using institutional controls.


Diane Heinze
February 5, 2015

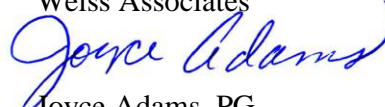


LIMITATIONS

Weiss Associates' work at the Port of Oakland CNG Fueling Station in Oakland, California, was conducted under my supervision. To the best of my knowledge, the data contained herein are true and accurate, based on what can be reasonably understood as a result of this project while satisfying the scope of work prescribed by the client for this project. The data, findings, recommendations, specifications, and/or professional opinions were prepared solely for the use of the Port of Oakland in accordance with generally accepted professional engineering and geologic practice. We make no other warranty, either expressed or implied, and are not responsible for the interpretation by others of the contents herein.

I trust this report meets the Port's needs. Please let me know if you have any questions or comments.



Sincerely,
Weiss Associates

Joyce Adams, PG
Senior Project Geologist

Enclosures: Figures
Tables
Attachment A – References
Attachment B – Drilling Permit - Alameda County Public Works Agency
Attachment C – Boring Logs
Attachment D – Laboratory Reports, Chain-of Custody Forms, and Laboratory Data Validation Results

JEA/mlm
J:\PortOakland\1971\015 CNG Station\Report\RO0002962_SWI_R_2015-02-05.docx

FIGURES

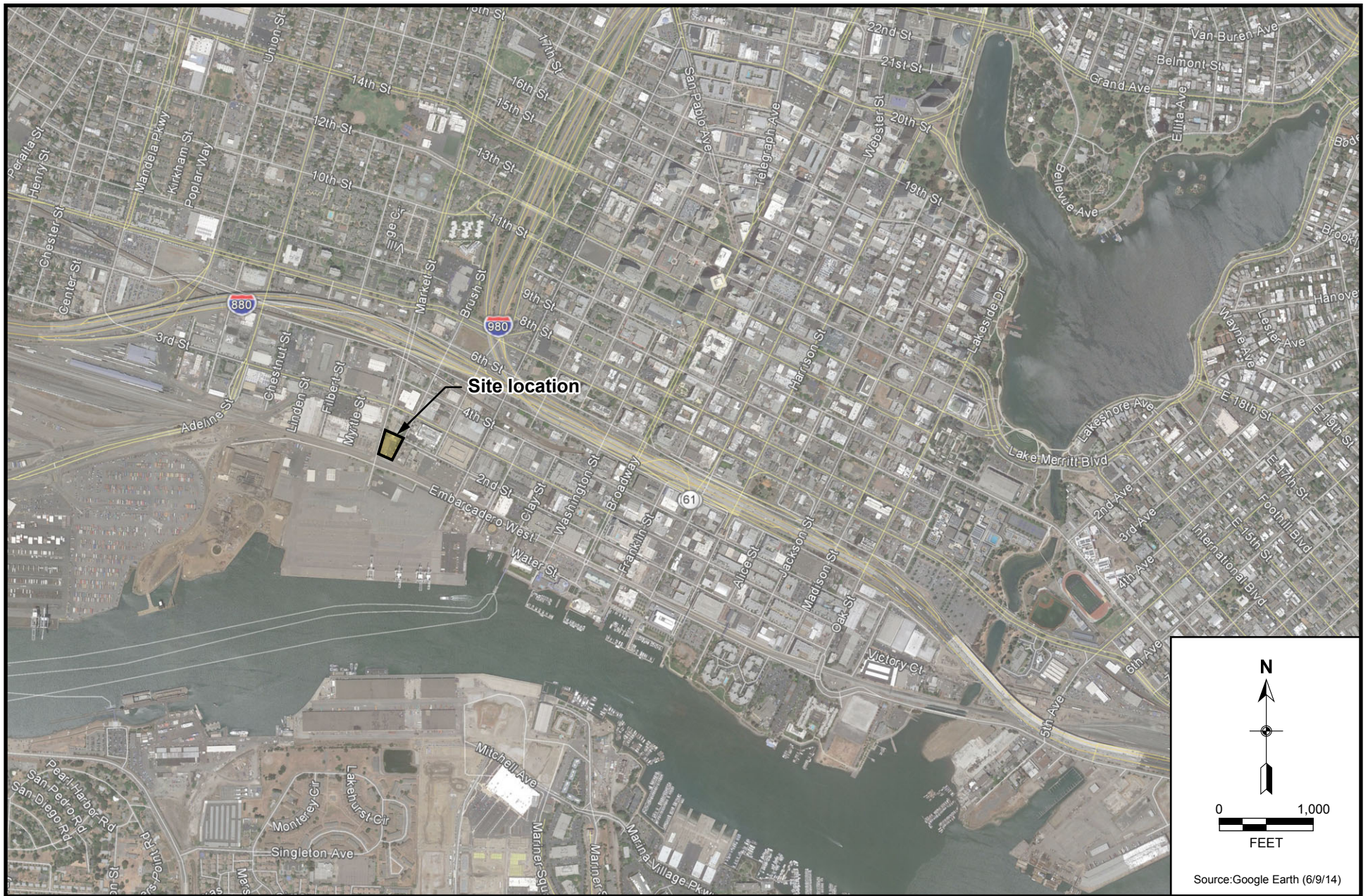





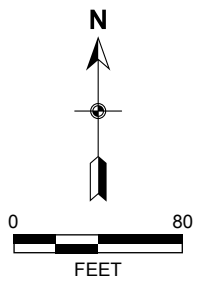


Figure 1. Site Location, CNG Fueling Station, 205 Brush Street, Oakland, California



Explanation

-  Portion of site formerly occupied by National Ice and Cold Storage Company
-  Former Engine Room
-  Former 60-hp Motor Room
-  Portion of site formerly part of Second Street
-  Current CNG Fueling Station compressor enclosure and fueling island



Basemap: Baseline Environmental Consulting

Figure 2. 1951 Sanborn Map, CNG Fueling Station, 205 Brush Street, Oakland, California

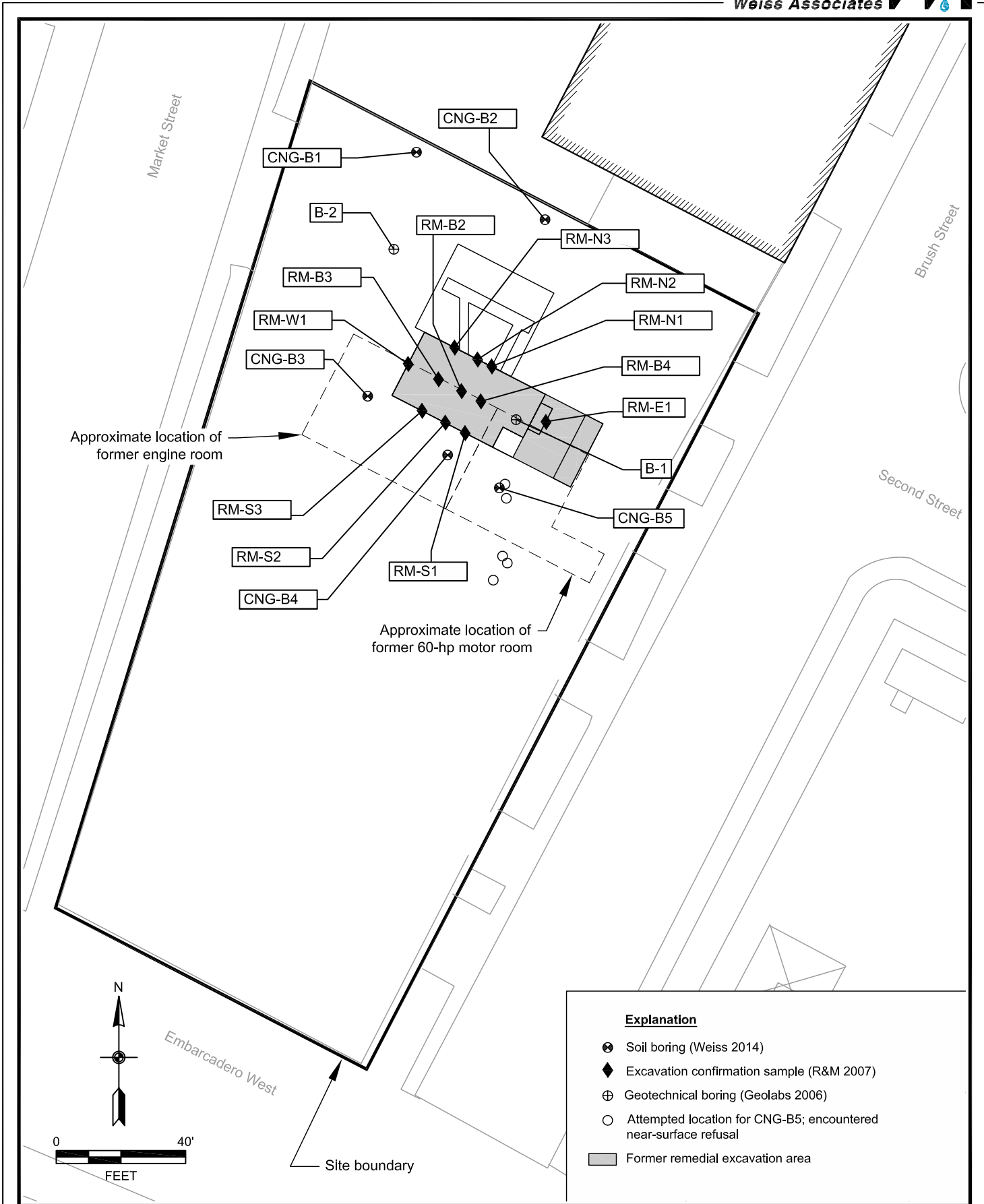


Figure 3. Boring Locations, CNG Fueling Station, 205 Brush Street, Oakland, California

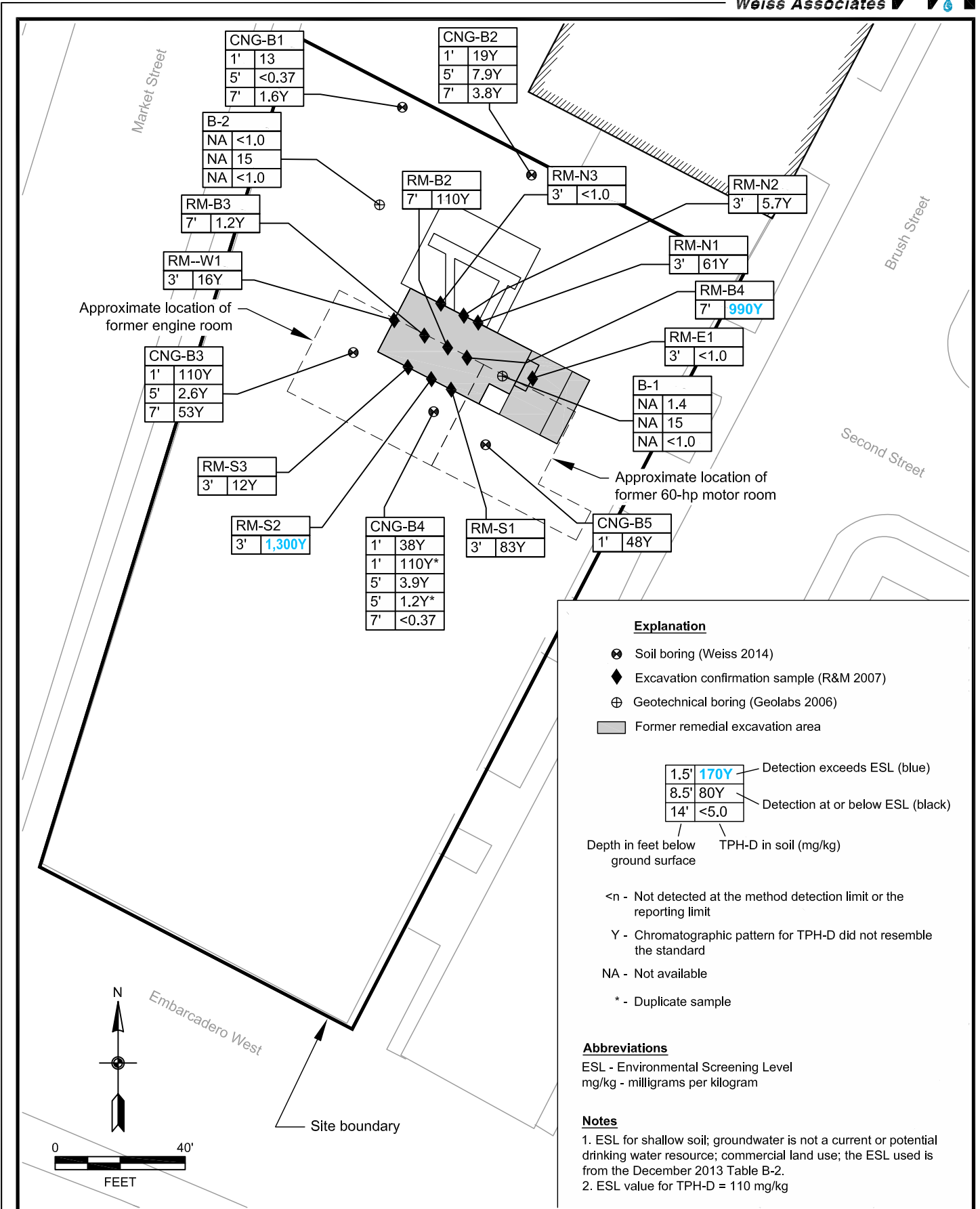


Figure 4. Total Petroleum Hydrocarbons-Diesel in Soil, CNG Fueling Station, 205 Brush Street, Oakland, California

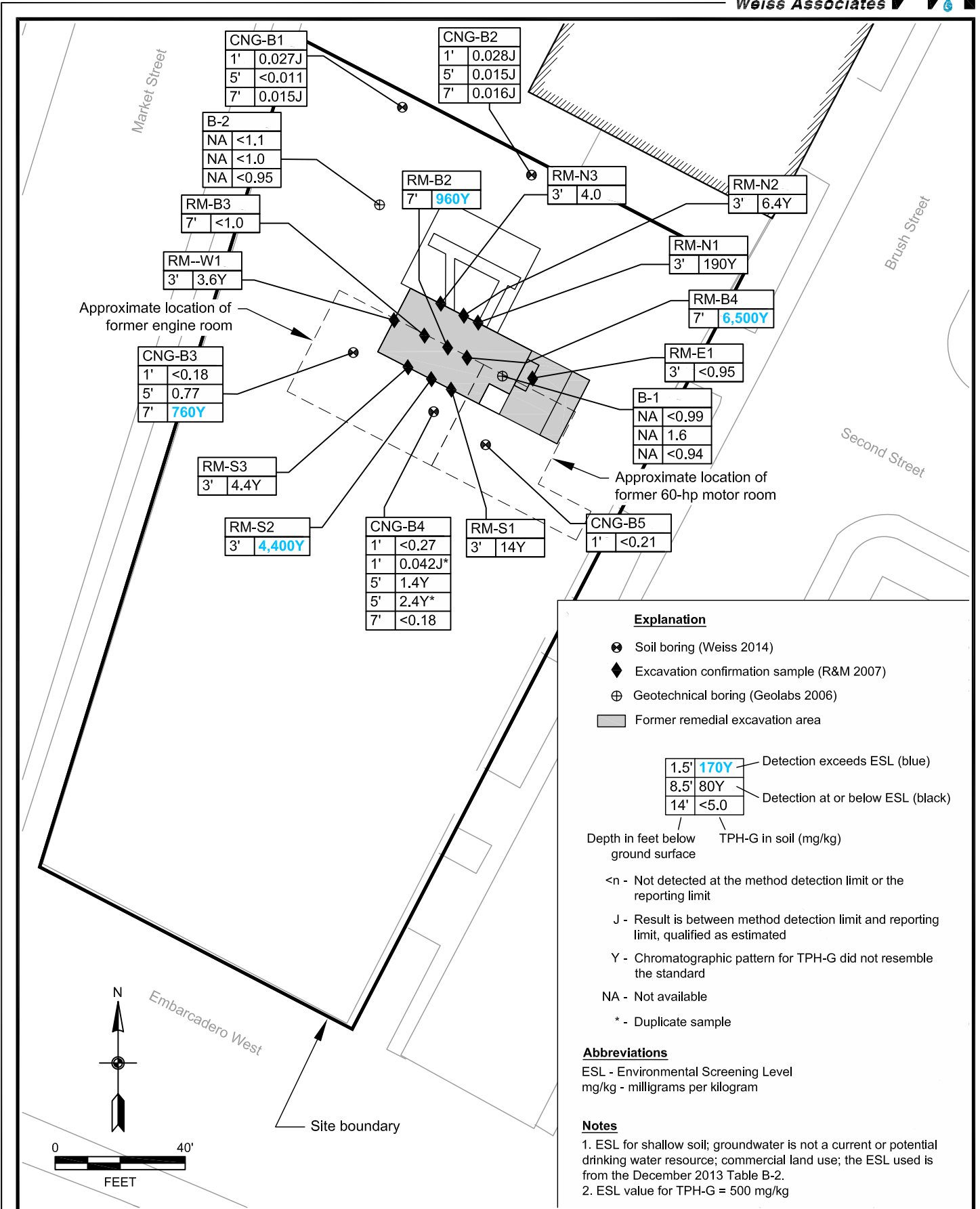


Figure 5. Total Petroleum Hydrocarbons-Gasoline in Soil, CNG Fueling Station, 205 Brush Street, Oakland, California

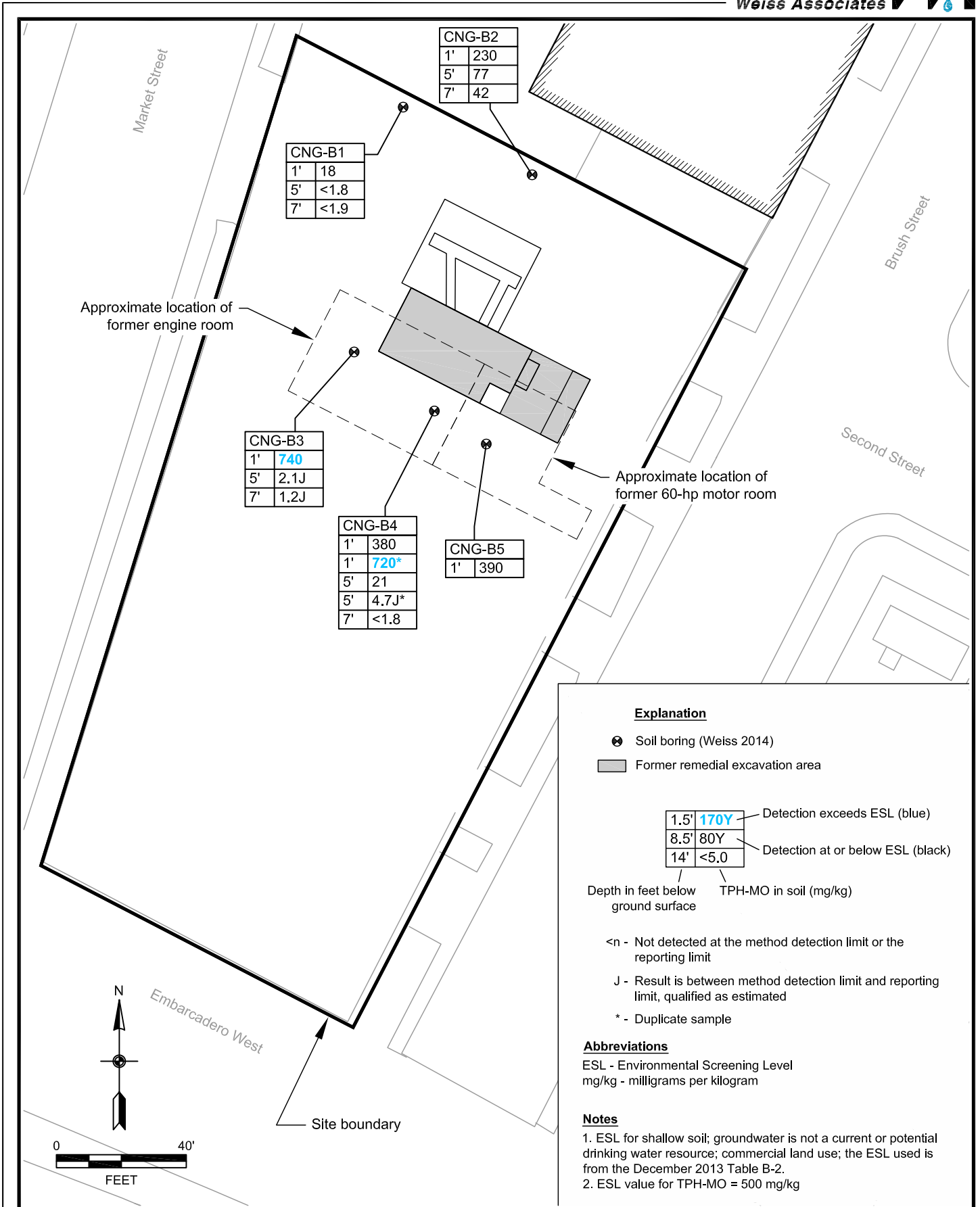


Figure 6. Total Petroleum Hydrocarbons-Motor Oil in Soil, CNG Fueling Station, 205 Brush Street, Oakland, California

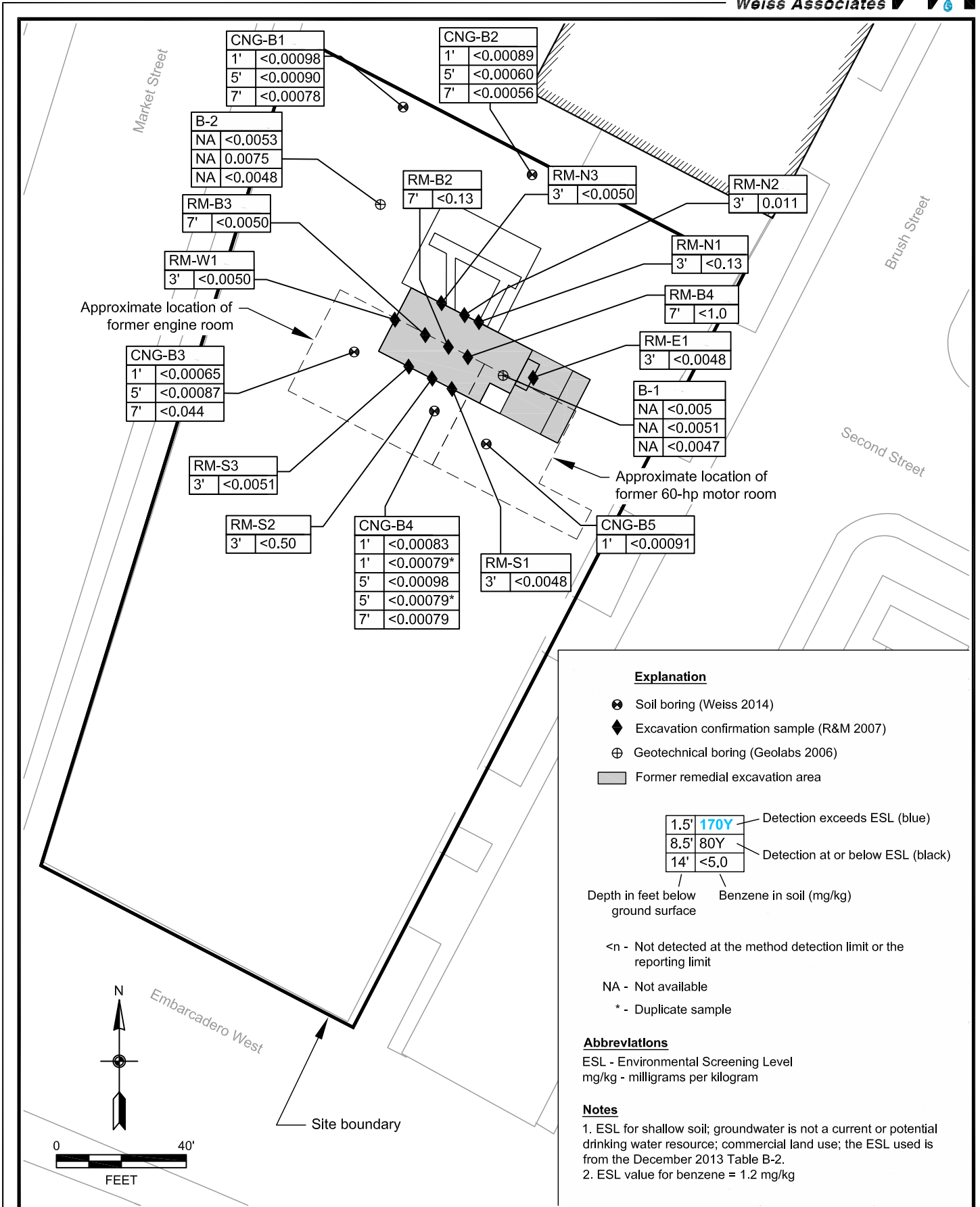


Figure 7. Benzene in Soil, CNG Fueling Station, 205 Brush Street, Oakland, California

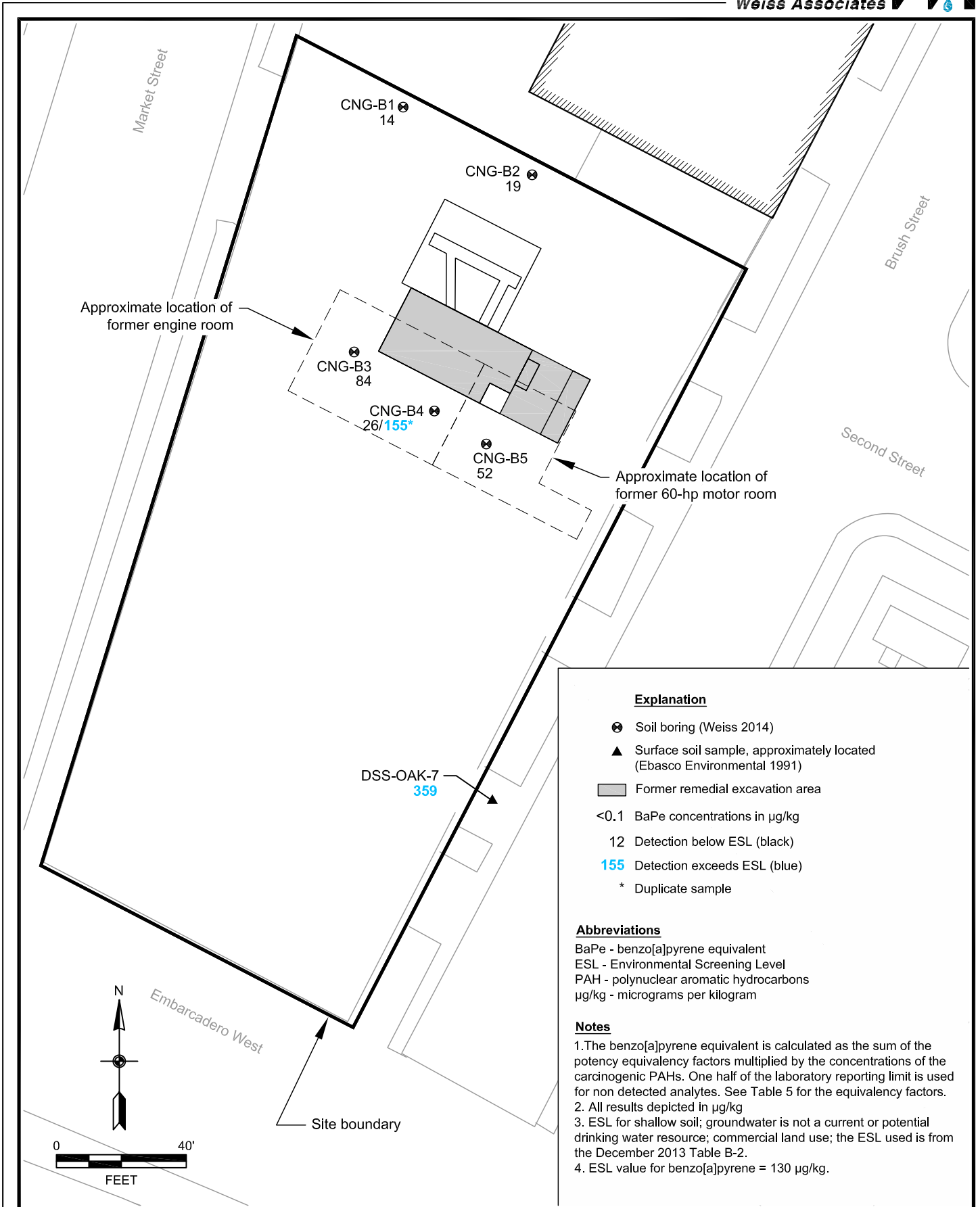


Figure 8. Benzo(a)pyrene Equivalence in Soil, CNG Fueling Station, 205 Brush Street, Oakland, California

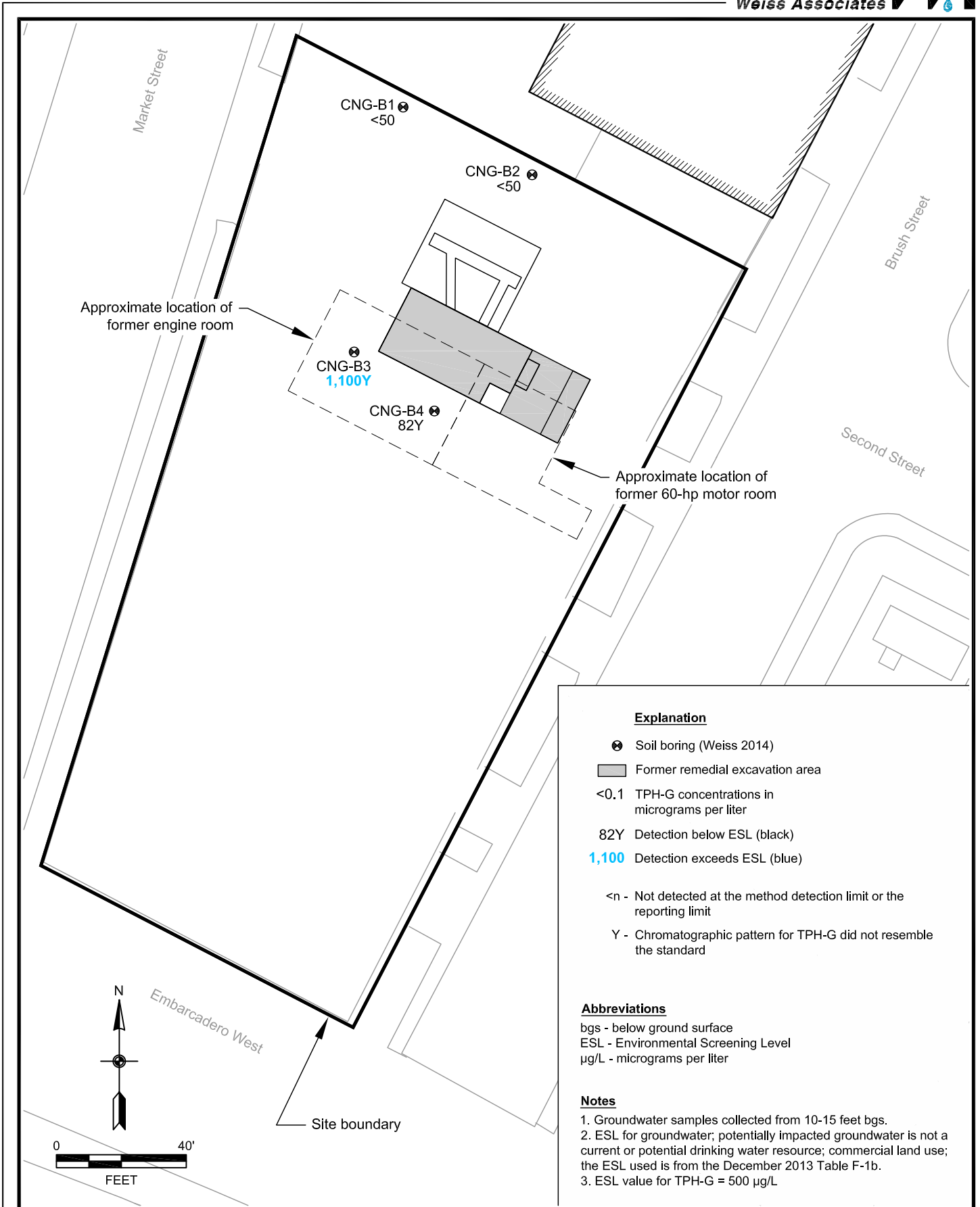


Figure 9. Total Petroleum Hydrocarbons-Gasoline in Groundwater, CNG Fueling Station, 205 Brush Street, Oakland, California

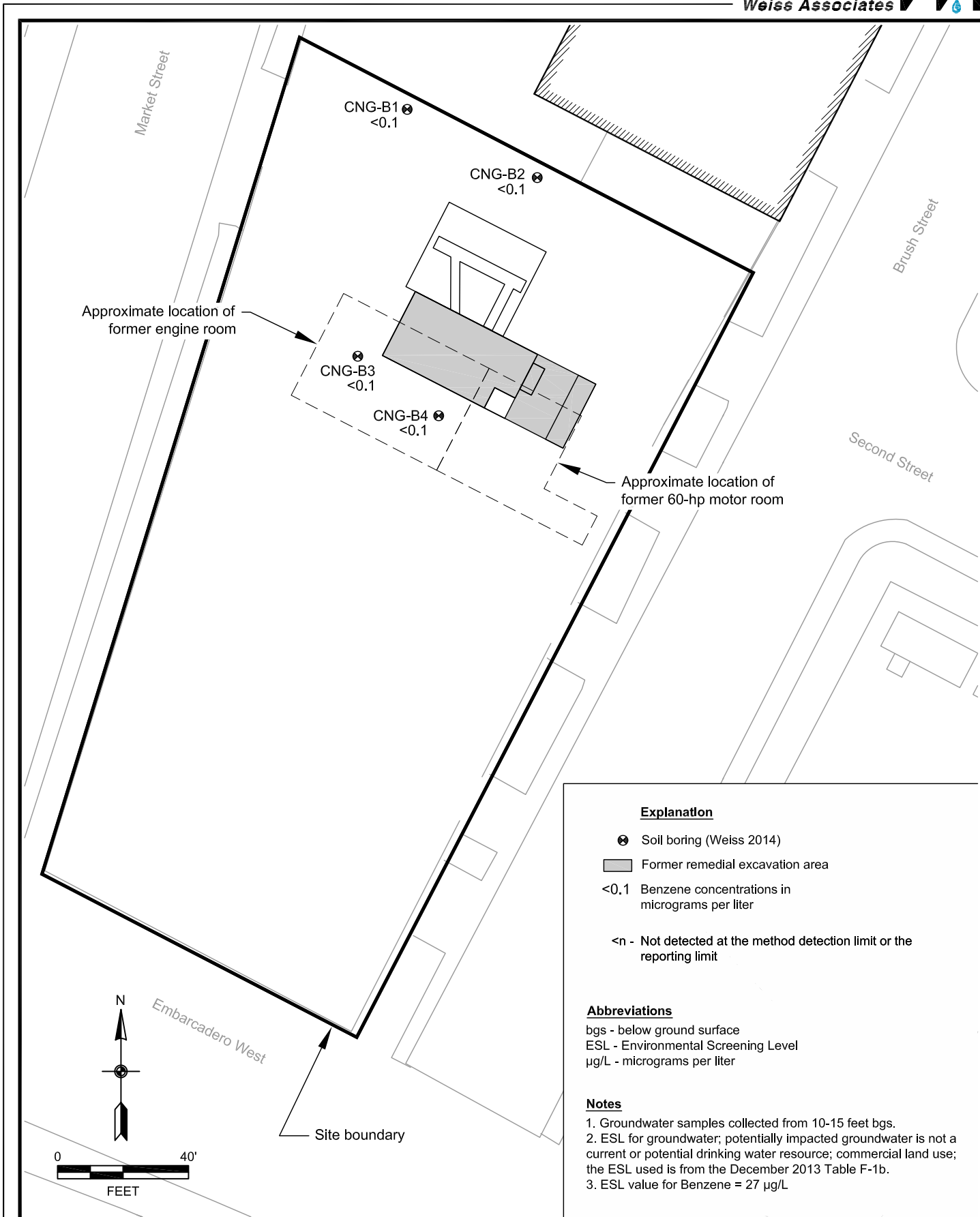


Figure 10. Benzene in Groundwater, CNG Fueling Station, 205 Brush Street, Oakland, California

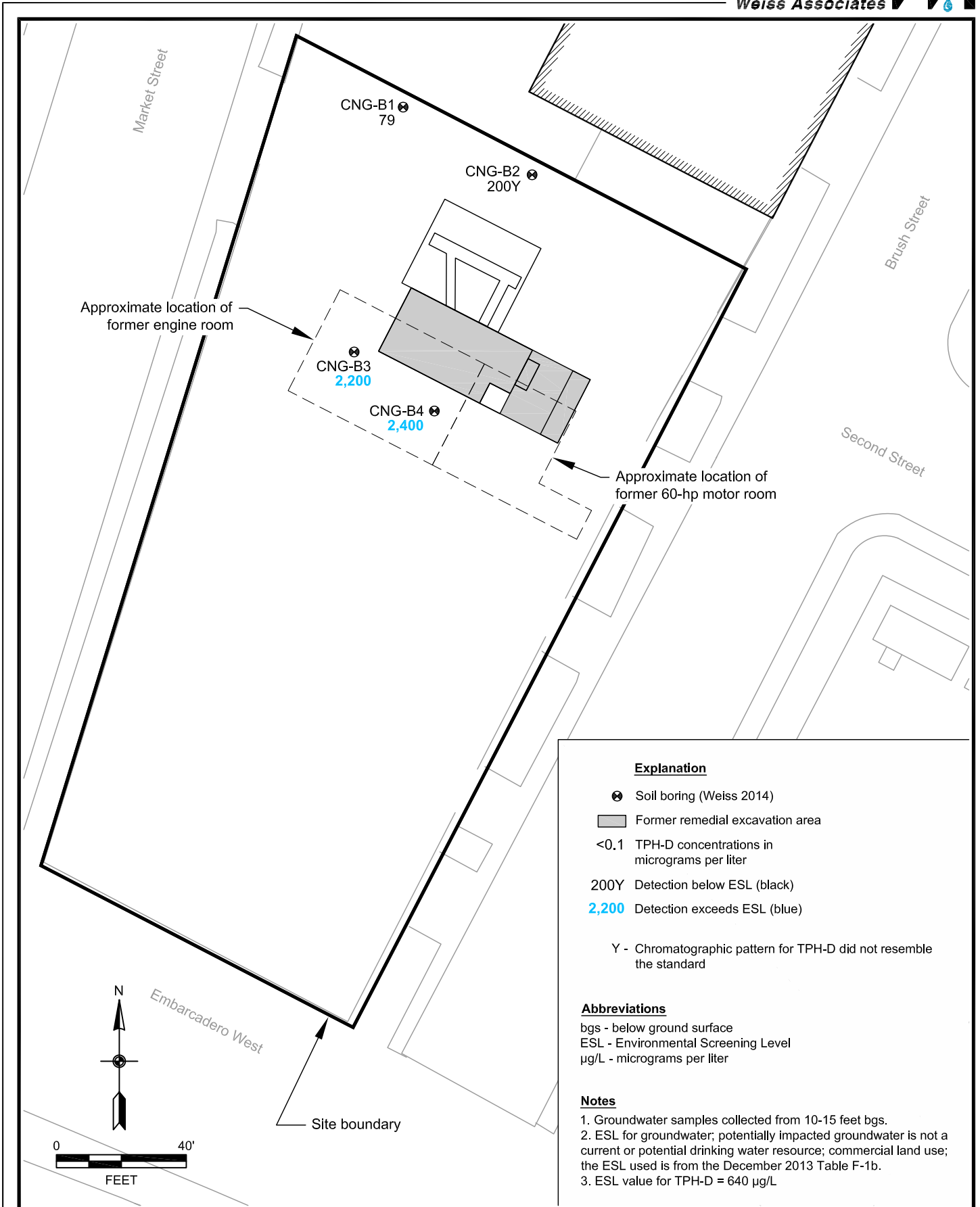
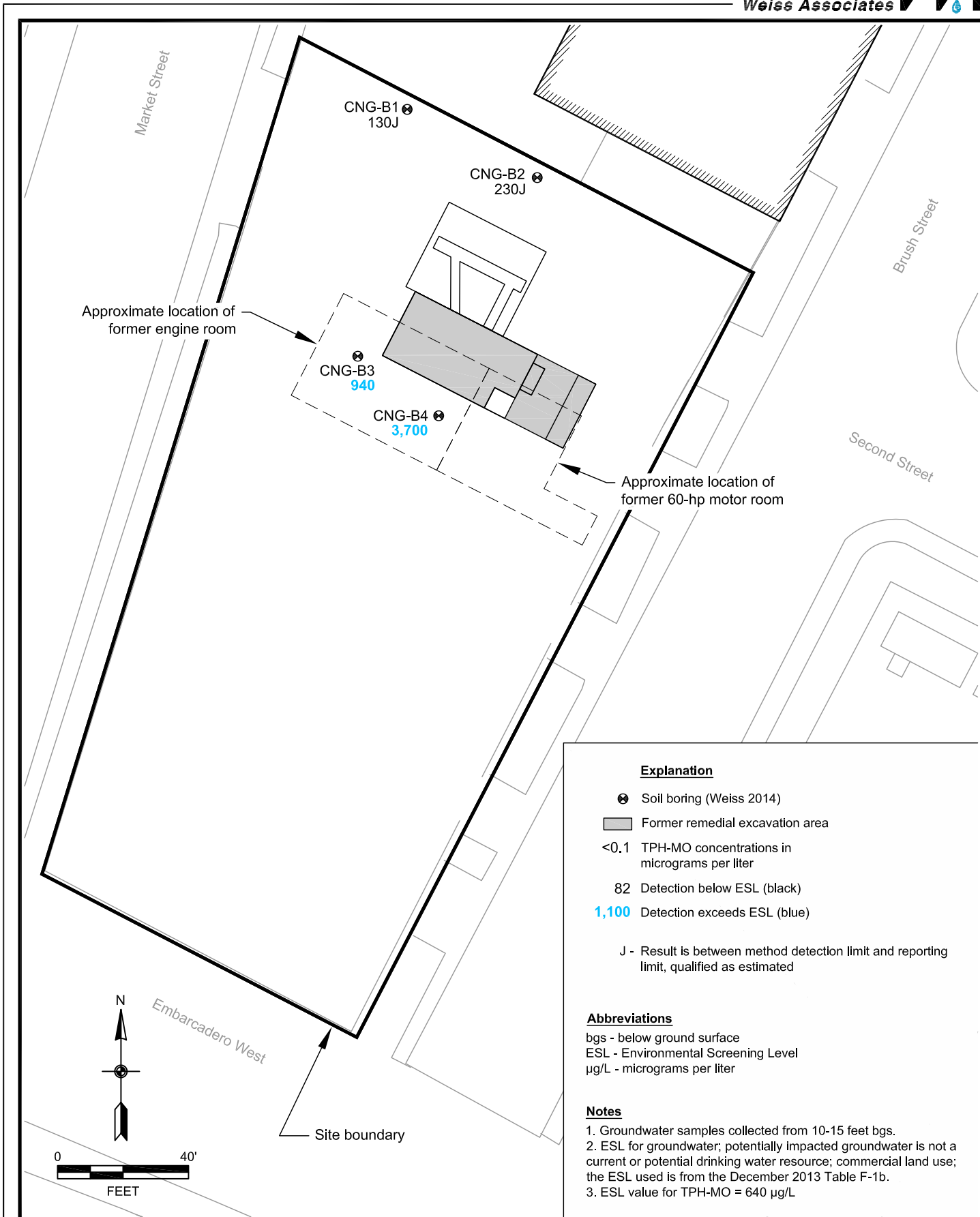


Figure 11. Total Petroleum Hydrocarbons-Diesel in Groundwater, CNG Fueling Station, 205 Brush Street, Oakland, California



Explanation

- ⊗ Soil boring (Weiss 2014)
- Former remedial excavation area
- <0.1 TPH-MO concentrations in micrograms per liter
- 82 Detection below ESL (black)
- 1,100 Detection exceeds ESL (blue)
- J - Result is between method detection limit and reporting limit, qualified as estimated

Abbreviations

- bgs - below ground surface
- ESL - Environmental Screening Level
- µg/L - micrograms per liter

Notes

1. Groundwater samples collected from 10-15 feet bgs.
2. ESL for groundwater; potentially impacted groundwater is not a current or potential drinking water resource; commercial land use; the ESL used is from the December 2013 Table F-1b.
3. ESL value for TPH-MO = 640 µg/L

Figure 12. Total Petroleum Hydrocarbons-Motor Oil in Groundwater, CNG Fueling Station, 205 Brush Street, Oakland, California

TABLES

Table 1. Metals in Soil, CNG Fueling Station, 205 Brush Street, Oakland, California

Boring	Date	Sample Depth (feet bgs)	Antimony	Arsenic	Barium	Beryllium	Cadmium	Chromium	Hexavalent Chromium	Cobalt	Copper	Lead	Mercury	Molybdenum	Nickel	Selenium	Silver	Thallium	Vanadium	Zinc
			← mg/kg →																	
CNG-B1	12-Dec-14	1	0.41J	2.1	69	0.29	0.80	28	<0.43	5.9	13	30	0.18	0.19J	19	<0.17	<0.041	<0.15	28	82
CNG-B2	12-Dec-14	1	0.24J	3.2	81	0.30	0.85	26	<0.44	5.5	21	56	0.21	0.40	14	<0.19	<0.048	<0.17	29	75
CNG-B3	15-Dec-14	1	0.54J	3.2	79	0.25	0.58	35	<0.47	5.2	10	33	0.083	0.15J	22	<0.18	<0.045	<0.16	28	58J
CNG-B4	15-Dec-14	1	<0.16	3.1	110	0.63	0.77	18	<0.44	7.8	10	23	0.15	0.35	17	<0.18	<0.044	<0.15	33	83J
CNG-B4- Duplicate	15-Dec-14	1	<0.18	3.2	130	0.62	0.71	21	<0.45	7.9	14	45	0.14	0.20J	22	<0.20	<0.049	<0.17	27	110J
CNG-B5	16-Dec-14	1	<0.20	6.5	61	0.25	0.31	50	<0.50	6.1	9.7	11	0.053	0.23J	34	0.47J	<0.093	<0.20	34	47
Environmental Screening Level ^a			40	11 ^b	1,500	8	12	2,500	8	80	230	320	10	40	150	10	40	10	200	600

Notes:

Analytical Laboratory: Curtis & Tompkins, Ltd.

Analytical Methods Used:

Metals by USEPA Method 6010B

Mercury by USEPA Method 7471A

Hexavalent Chromium by USEPA Method 7196A

^a ESL for shallow soil; groundwater is NOT a current or potential drinking water resource, commercial/industrial land use; from December 2013 Table B-2.

^b Arsenic criterion is a background concentration from Duvergé, Dylan Jacques. *Establishing Background Arsenic in Soil of the Urbanized San Francisco Bay Region*, December, 2011.

Abbreviations:

ESL - Environmental Screening Level

feet bgs - feet below ground surface

J - data qualified as estimated for one of the following reasons: result was between the method detection limit and reporting limit; matrix spike recoveries for zinc were above laboratory limits

mg/kg - milligrams per kilogram

USEPA - United States Environmental Protection Agency

<n - not detected above the method detection limit

Table 2. Petroleum Hydrocarbons in Soil, CNG Fueling Station, 205 Brush Street, Oakland, California

Boring	Date	Sample Depth (feet bgs)	Benzene	Ethylbenzene	m,p-Xylenes	o-Xylenes	Toluene	MTBE mg/kg	TPH-G	TPH-D	TPH-D with SGCU	TPH-MO	TPH-MO with SGCU
CNG-B1	12-Dec-14	1	<0.00098	<0.00074	<0.0014	<0.00068	<0.00077	<0.0011	0.027J	13	11	18	10
CNG-B1	12-Dec-14	5	<0.00090	<0.00068	<0.0012	<0.00063	<0.00071	<0.0010	<0.011	<0.37	<0.37	<1.8	<1.8
CNG-B1	12-Dec-14	7	<0.00078	<0.00059	<0.0011	<0.00054	<0.00061	<0.00086	0.015J	1.6Y	<1.2U	<1.9	<1.9
CNG-B2	12-Dec-14	1	<0.00089	<0.00091	<0.0018	<0.00076	<0.00098	<0.00062	0.028J	19Y	17Y	230	160
CNG-B2	12-Dec-14	5	<0.00060	<0.00053	<0.0011	<0.00059	<0.00040	<0.00087	0.015J	7.9Y	6.6Y	77	56
CNG-B2	12-Dec-14	7	<0.00056	<0.00049	<0.0011	<0.00055	<0.00037	<0.00081	0.016J	3.8Y	4.1Y	42	35
CNG-B3	15-Dec-14	1	<0.00065	<0.00058	<0.0012	<0.00064	<0.00044	<0.00095	<0.18U	110Y	110Y	740	440
CNG-B3	15-Dec-14	5	<0.00087	<0.00065	<0.0012	<0.00060	<0.00069	<0.00096	0.77	2.6Y	<1.2U	2.1J	<5.9U
CNG-B3	15-Dec-14	7	<0.044	<0.039	<0.068	<0.044	<0.020	<0.17	760Y	53Y	46Y	1.2J	<5.8U
CNG-B4	15-Dec-14	1	<0.00083	<0.00073	<0.0016	<0.00082	<0.00056	<0.0012	<0.27U	38Y	54Y	380	270
CNG-B4 (Duplicate)	15-Dec-14	1	<0.00079	<0.00070	<0.0015	<0.00078	<0.00053	<0.0011	0.042J	110Y	130Y	720	500
CNG-B4	15-Dec-14	5	<0.00098	<0.00074	<0.0014	<0.00068	<0.00078	<0.0011	1.4Y	3.9Y	5.3Y	21	21
CNG-B4 (Duplicate)	15-Dec-14	5	<0.00079	<0.00059	<0.0011	<0.00055	<0.00062	<0.00087	2.4Y	1.2Y	1.4Y	4.7J	5.9J
CNG-B4	15-Dec-14	7	<0.00079	<0.00059	<0.0011	<0.00055	<0.00062	<0.00087	<0.18U	<0.37	<0.37	<1.8	<1.8
CNG-B5	16-Dec-14	1	<0.00091	<0.00068	<0.0013	<0.00063	<0.00071	<0.0010	<0.21U	48Y	35Y	390	280
Environmental Screening Level ^a			1.2	4.7	11	11	9.3	8.4	500	110		500	

Notes:

Analytical Laboratory: Curtis & Tompkins, Ltd.

Analytical Methods Used:

TPH-Gasoline, TPH-Diesel and TPH-Motor Oil by USEPA Method 8015B

Benzene, Ethylbenzene, Xylenes, Toluene and MTBE by USEPA Method 8260B

^a ESL for shallow soil; groundwater is NOT a current or potential drinking water resource, commercial/industrial land use; from December 2013 Table B-2.

BOLD results are above ESLs.

Abbreviations:

ESL - Environmental Screening Level

feet bgs - feet below ground surface

J - data qualified as estimated; result was between the method detection limit and reporting limit

mg/kg - milligrams per kilogram

MTBE - methyl tert-butyl ether

SGCU - silica gel cleanup

TPH - total petroleum hydrocarbons

U - not detected at the reporting limit; trace amounts of hydrocarbons were detected in the method blank for subsequent sample batches

USEPA - United States Environmental Protection Agency

Y - chromatographic pattern for hydrocarbons did not resemble the standard

<n - not detected above the method detection limit

Table 3. Volatile Organic Compounds in Soil, CNG Fueling Station, 205 Brush Street, Oakland, California

Boring	Date	Sample Depth (feet bgs)	Acetone	Chloroform	Methylene Chloride	MTBE	sec-Butyl Benzene	tert-Butyl Benzene	n-Butylbenzene	Carbon Disulfide	para-Isopropyl Toluene	2-Butanone	Isopropyl Benzene	Propylbenzene	1,3,5-Trimethyl-benzene	Naphthalene
			mg/kg													
CNG-B1	12-Dec-14	1	0.0057J	<0.0014	<0.0012	<0.0011	<0.00045	<0.00044	<0.00041	<0.00094	<0.00046	<0.0015	<0.00054	<0.00048	<0.00062	<0.00034
CNG-B1	12-Dec-14	5	0.0061J	<0.0013	<0.0011	<0.001	<0.00042	<0.00040	<0.00038	<0.00087	<0.00042	<0.0013	<0.00050	<0.00044	<0.00057	<0.00031
CNG-B1	12-Dec-14	7	0.0077J	<0.0011	0.0011J	<0.00086	<0.00036	<0.00035	<0.00033	<0.00075	<0.00037	<0.0012	<0.00043	<0.00038	<0.00049	<0.00027
CNG-B2	12-Dec-14	1	<0.026U	<0.00088	0.0020J	<0.00062	<0.00078	<0.00090	<0.00075	<0.00085	<0.00079	<0.00086	<0.00083	<0.00085	<0.00083	<0.0013
CNG-B2	12-Dec-14	5	<0.017U	<0.00060	<0.0027	<0.00087	<0.00055	<0.00068	<0.00054	<0.00052	<0.00056	<0.0010	<0.00057	<0.00067	<0.00054	<0.00044
CNG-B2	12-Dec-14	7	<0.016U	<0.00055	<0.0025	<0.00081	<0.00052	<0.00063	<0.00050	<0.00049	<0.00052	<0.00094	<0.00053	<0.00062	<0.00050	<0.00041
CNG-B3	15-Dec-14	1	<0.019U	<0.00065	<0.0029	<0.00095	<0.00061	<0.00074	<0.00059	<0.00057	<0.00061	<0.0011	<0.00062	<0.00073	<0.00059	<0.00048
CNG-B3	15-Dec-14	5	0.032	<0.0012	<0.0011	<0.00096	<0.00040	<0.00039	<0.00037	<0.00084	<0.00041	0.0051J	<0.00048	<0.00043	<0.00055	<0.00030
CNG-B3	15-Dec-14	7	<0.074	<0.080	<0.170	<0.170	0.150J	0.053J	<0.045	<0.120	<0.035	<0.130	<0.037	<0.037	<0.160	0.910
CNG-B4	15-Dec-14	1	<0.024U	<0.00083	<0.0037	<0.0012	<0.00077	<0.00094	<0.00075	<0.00072	<0.00078	<0.0014	<0.00079	<0.00093	<0.00074	<0.00061
CNG-B4 Duplicate	15-Dec-14	1	<0.023U	<0.00079	<0.0035	<0.0011	<0.00073	<0.00090	<0.00071	<0.00069	<0.00074	<0.0013	<0.00075	<0.00088	<0.00071	<0.00058
CNG-B4	15-Dec-14	5	0.047	<0.0014	<0.0012	<0.0011	0.0025J	<0.00044	<0.00042	<0.00095	<0.00046	0.0063J	0.00095J	0.00089J	<0.00062	<0.00034
CNG-B4 Duplicate	15-Dec-14	5	0.053	<0.0011	<0.00097	<0.00087	0.0028J	0.00045J	<0.00033	<0.00076	<0.00037	0.0088	0.0011J	0.0012J	<0.00050	0.0032J
CNG-B4	15-Dec-14	7	0.023	<0.0011	<0.00097	<0.00087	<0.00036	<0.00035	<0.00033	<0.00076	<0.00037	0.0065J	<0.00044	<0.00039	<0.00049	<0.00027
CNG-B5	16-Dec-14	1	<0.0019	<0.0013	<0.0011	<0.0010	<0.00042	<0.00041	<0.00038	<0.00087	<0.00043	0.0017J	<0.00050	<0.00045	<0.00057	<0.00031
Environmental Screening Level ^a			0.5	5	34	8.4	---	---	---	---	---	---	---	---	---	4.8

Notes:

Analytical Laboratory: Curtis & Tompkins, Ltd.

Analytical Method Used: USEPA Method 8260B

^a ESL for shallow soil; groundwater is NOT a current or potential drinking water resource, commercial/industrial land use; from December 2013 Table B-2.

Abbreviations:

ESL - Environmental Screening Level

feet bgs - feet below ground surface

J - data qualified as estimated; results were between method detection limit and reporting limit

mg/kg - milligrams per kilogram

U - not detected at the reporting limit; trace amounts of acetone were detected in the method blank for subsequent batches

USEPA - United States Environmental Protection Agency

<n - not detected above the method detection limit

--- - no established ESL

Table 4. Polynuclear Aromatic Hydrocarbons in Soil, CNG Fueling Station, 205 Brush Street, Oakland, California

Boring	Date	Sample Depth (feet bgs)	Acena-	Acena-	Anthracene	Benzo[a]-	Benzo[a]-	Benzo[b]-	Benzo[g,h,i]-	Benzo[k]-	Chrysene	Dibenzo[a,h]-	Fluorene	Indeno[1,2,3-cd]-	Naphthalene	Phenanthrene	Pyrene	
			phthene	phthylene		anthracene	pyrene	fluoranthene	perylene	anthracene		fluoranthene		pyrene				
			←----- mg/kg ----->															
CNG-B1	12-Dec-14	1	<0.0022	<0.0022	<0.0022	0.0082J	0.0092J	0.012	<0.0027	<0.0022	0.022	<0.0022	0.0047J	<0.0022	<0.0022	0.0081J	0.0074J	
CNG-B1	12-Dec-14	5	<0.0012	<0.0012	<0.0012	<0.0012	<0.0012	<0.0012	<0.0012	<0.0012	<0.0012	<0.0012	<0.0012	<0.0012	<0.0012	<0.0012	<0.0012	
CNG-B1	12-Dec-14	7	<0.0012	<0.0012	<0.0012	<0.0012	<0.0012	<0.0012	<0.0012	<0.0012	<0.0012	<0.0012	<0.0012	<0.0012	<0.0012	<0.0012	<0.0012	
CNG-B2	12-Dec-14	1	<0.0033	<0.0033	<0.0033	0.0079J	0.012J	0.015J	0.0041J	<0.0033	0.027	<0.0033	0.0072J	<0.0033	<0.0034	<0.0033	0.011J	0.011J
CNG-B2	12-Dec-14	5	<0.0012	0.0012J	<0.0012	0.0064	0.0092	0.013	0.0026J	0.0031J	0.012	<0.0012	0.0066	<0.0012	0.0018J	0.0013J	0.0054J	0.0075
CNG-B2	12-Dec-14	7	<0.0012	<0.0012	<0.0012	<0.0012	<0.0012	<0.0012	<0.0012	<0.0012	<0.0012	<0.0012	<0.0012	<0.0012	<0.0012	<0.0012	<0.0012	<0.0012
CNG-B3	15-Dec-14	1	<0.0059	0.013J	<0.0059	0.025J	0.065	0.068	0.062	0.019J	0.067	0.011J	0.058	<0.0059	0.031	<0.0059	0.046	0.066
CNG-B3	15-Dec-14	5	<0.0012	<0.0012	<0.0012	<0.0012	<0.0012	<0.0012	<0.0012	<0.0012	<0.0012	<0.0012	<0.0012	<0.0012	<0.0012	<0.0012	<0.0012	<0.0012
CNG-B3	15-Dec-14	7	0.0017J	0.0016J	<0.0012	<0.0012	<0.0012	<0.0012	<0.0012	<0.0012	<0.0012	<0.0012	<0.0012	0.0026J	<0.0012	<0.0012	0.0014J	<0.0012
CNG-B4	15-Dec-14	1	<0.0022	0.0038J	0.0039J	0.014	0.019	0.019	0.012	0.0055J	0.032	<0.0022	0.021	<0.0022	0.012	<0.0027	0.020	0.023
CNG-B4 Duplicate	15-Dec-14	1	<0.0023	0.019	0.022	0.089	0.12	0.11	0.055	0.035	0.11	0.017	0.20	0.0058J	0.044	0.0052J	0.11	0.18
CNG-B4	15-Dec-14	5	0.0013J	0.0028J	0.0053J	0.0075	0.0089	0.0085	0.0049J	0.0021J	0.0072	0.0014J	0.016	0.0064	0.0039J	0.0014J	0.029	0.017
CNG-B4 Duplicate	15-Dec-14	5	<0.0012	<0.0012	<0.0012	<0.0012	0.0013J	<0.0012	<0.0012	<0.0012	<0.0012	<0.0012	0.0025J	0.0013J	<0.0012	<0.0012	0.0050J	0.0027J
CNG-B4	15-Dec-14	7	<0.0012	<0.0012	<0.0012	<0.0012	<0.0012	<0.0012	<0.0012	<0.0012	<0.0012	<0.0012	<0.0012	<0.0012	<0.0012	<0.0012	<0.0012	<0.0012
CNG-B5	16-Dec-14	1	<0.012	<0.012	<0.012	0.013J	<0.012	<0.012	<0.012	<0.012	0.034J	<0.012	0.037J	<0.012	<0.012	<0.015	0.027J	0.029J
Environmental Screening Level ^a			19	13	2.8	1.3	0.13	1.3	27	1.3	13	0.38	40	8.9	1.3	4.8	11	85

Notes:

Analytical Laboratory: Curtis & Tompkins, Ltd.

Analytical Method Used: USEPA Method 8270C-SIM

^a ESL for shallow soil; groundwater is NOT a current or potential drinking water resource, commercial/industrial land use; from December 2013 Table B-2.

Abbreviations:

ESL - Environmental Screening Level

feet bgs - feet below ground surface

J - data qualified as estimated; results were between method detection limit and reporting limit

mg/kg - milligrams per kilogram

USEPA - United States Environmental Protection Agency

<n - not detected above the method detection limit

Table 5. Benzo[a]pyrene Equivalence in Soil, CNG Fueling Station, 205 Brush Street, Oakland, California

Boring	Date	Sample Depth (feet bgs)	Acena-	Acena-	Anthracene	Benzo[a]-	Benzo[a]-	Benzo[b]-	Benzo[g,h,i]-	Benzo[k]-	Chrysene	Dibenzo[a,h]-	Fluoranthene	Fluorene	Indeno[1,2,3-cd]-	Naphthalene	Phenanthrene	Pyrene	BaPe ^a
			phthene	phthylene		anthracene	pyrene	fluoranthene	perylene	anthracene		pyrene			mg/kg				
CNG-B1	12-Dec-14	1	<11	<11	<11	8.2J	9.2J	12	<11	<11	<11	<11	4.7J	<11	<11	<11	8.1J	7.4J	14.41
CNG-B2	12-Dec-14	1	<17	<17	<17	7.9J	12J	15J	4.1J	<17	27	<17	7.2J	<17	<17	<17	11J	11J	19.15
CNG-B3	15-Dec-14	1	<30	13J	<30	25J	65	68	62	19J	67	11J	58	<30	31	<30	46	66	83.71
CNG-B4	15-Dec-14	1	<11	3.8J	3.9J	14J	19	19	12	5.5J	32	<11	21	<11	12	<11	20	23	26.24
CNG-B4 Duplicate	15-Dec-14	1	<12	19	22	89J	120	110	55	35	110	17	200	5.8J	44	5.2J	110	180	154.68
CNG-B5	16-Dec-14	1	<62	<62	<62	13J	<62	<62	<62	<62	34J	<62	37J	<62	<62	<62	27J	29J	52.48
Potency Equivalence Factors			NA	NA	NA	0.1	1	0.1	NA	0.1	0.01	0.34	NA	NA	0.1	NA	NA	NA	
Environmental Screening Level ^b			19,000	13,000	2,800	1,300	130	1,300	27,000	1,300	13,000	380	40,000	8,900	1,300	4,800	11,000	85,000	

Notes:

Analytical Laboratory: Curtis & Tompkins, Ltd.

Analytical Method Used: USEPA Method 8270C-SIM

^a BaPe is calculated as the sum of the potency equivalency factors multiplied by the concentrations of the carcinogenic polynuclear aromatic hydrocarbons; one-half of the laboratory reporting limit is used for non-detections.

^b ESL for shallow soil; groundwater is NOT a current or potential drinking water resource, commercial/industrial land use; from December 2013 Table B-2.

Abbreviations:

BaPe - benzo[a]pyrene equivalent

ESL - Environmental Screening Level

feet bgs - feet below ground surface

J - data qualified as estimated; results were between method detection limit and reporting limit

mg/kg - milligrams per kilogram

USEPA - United States Environmental Protection Agency

<n - not detected above the method detection limit

Table 6. Petroleum Hydrocarbons in Groundwater, CNG Fueling Station, 205 Brush Street, Oakland, California

Boring	Date	Sample Depth (feet bgs)	Benzene	Ethylbenzene	m,p-Xylenes	o-Xylenes	Toluene	MTBE	TPH-Gasoline	TPH-Diesel	TPH-D with SGCU	TPH-Motor Oil	TPH-MO with SGCU
			←————— μg/L —————→										
CNG-B1	12-Dec-14	10 - 15	<0.1	<0.1	<0.1	<0.2	<0.1	0.3J	<50U	79	<16	1,300	<96
CNG-B2	12-Dec-14	10 - 15	<0.1	<0.1	<0.1	<0.2	<0.1	<0.1	<50U	200Y	<16	230J	<96
CNG-B3	15-Dec-14	10 - 15	<0.1	1.5	<0.1	<0.1	<0.1	<0.1	1,100Y	2,200	430Y	940	<96
CNG-B4	15-Dec-14	10 - 15	<0.1	<0.2	<0.1	<0.1	<0.1	<0.1	82Y	2,400	84Y	3,700	1,300
Environmental Screening Level ^a			27	43	100	100	130	1,800	500	640		640	

Notes:

Analytical Laboratory: Curtis & Tompkins, Ltd.

Analytical Methods Used:

TPH-Gasoline, TPH-Diesel and TPH-Motor Oil by USEPA Method 8015B

Benzene, Ethylbenzene, Xylenes, Toluene and MTBE by USEPA Method 8260B

^a ESL for groundwater; groundwater is NOT a current or potential drinking water resource; from December 2013 Table F-1b.

BOLD results are above ESLs.

Abbreviations:

ESL - Environmental Screening Level

feet bgs - feet below ground surface

J - data qualified as estimated; results were between the method detection limit and reporting limit

MTBE - methyl tert-butyl ether

SGCU - silica gel cleanup

TPH - total petroleum hydrocarbons

U - not detected at the reporting limit; trace amounts of gasoline C7-C12 were detected in the method blank for subsequent sample batches

μg/L - micrograms per liter

USEPA - United States Environmental Protection Agency

Y - chromatographic pattern for hydrocarbons did not resemble the standard

<n - not detected above the method detection limit

Table 7. Volatile Organic Compounds in Groundwater, CNG Fueling Station, 205 Brush Street, Oakland, California

Boring	Date	Sample Depth (feet bgs)	Acetone	Chloroform	Methylene Chloride	MTBE	sec-Butyl Benzene	tert-Butyl Benzene	n-Butylbenzene	Carbon Disulfide	para-Isopropyl Toluene	2-Butanone	Isopropyl Benzene	Propylbenzene	1,3,5-Trimethyl- benzene	Naphthalene
CNG-B1	12-Dec-14	10 - 15	<10U	<0.1	<0.2	0.3J	<0.1	<0.1	<0.1	<0.1	<0.1	<0.3	<0.1	<0.1	<0.1	<0.2
CNG-B2	12-Dec-14	10 - 15	<10U	0.2J	<0.2	<0.1	<0.1	<0.1	<0.1	<0.1	<0.1	<0.3	<0.1	<0.1	<0.1	<0.2
CNG-B3	15-Dec-14	10 - 15	1.3J	<0.1	<0.1	<0.1	1.5	0.7	<0.1	0.2J	0.1J	<0.3	2	2.3	2.1	3.8
CNG-B4	15-Dec-14	10 - 15	1.1J	<0.1	<0.1	<0.1	<0.1	0.3J	<0.1	<0.1	<0.1	<0.3	<0.1	<0.1	<0.1	<2.0U
Environmental Screening Level ^a			1,500	170	2200	1,800	---	---	---	---	---	---	---	---	---	24

Notes:

Analytical Laboratory: Curtis & Tompkins, Ltd.

Analytical Method Used: USEPA Method 8260B

^a ESL for groundwater; groundwater is NOT a current or potential drinking water resource; from December 2013 Table F-1b.

Abbreviations:

ESL - Environmental Screening Level

J - data qualified as estimated; results were between method detection limit & reporting limit

MTBE - methyl tert-butyl ether

U - not detected at the reporting limit; trace quantities of acetone and naphthalene were detected in the method blank for subsequent sample batches

μg/L - micrograms per liter

USEPA - United States Environmental Protection Agency

<n - not detected above the method detection limit

--- - no established ESL

Table 8. Polynuclear Aromatic Hydrocarbons in Groundwater, CNG Fueling Station, 205 Brush Street, Oakland, California

Boring	Date	Sample Depth (feet bgs)	Acena-	Acena-	Anthracene	Benzo[a]-	Benzo[a]-	Benzo[b]-	Benzo[g,h,i]-	Benzo[k]-	Chrysene	Dibenzo[a,h]-	Fluoranthene	Fluorene	Indeno[1,2,3-cd]-	Naphthalene	Phenanthrene	Pyrene
			phthene	phthylene		anthracene	pyrene	fluoranthene	perylene	anthracene		pyrene			µg/L			
CNG-B1	12-Dec-14	10 - 15	<0.02	<0.02	<0.03	<0.02	<0.02	<0.02	<0.03	<0.02	<0.03	<0.02	<0.02	<0.02	<0.02	0.03J	0.02J	<0.02
CNG-B2	12-Dec-14	10 - 15	<0.02	<0.02	0.04J	<0.02	<0.02	<0.02	<0.03	<0.02	<0.03	<0.02	<0.02	<0.02	<0.02	<0.02	<0.02	<0.02
CNG-B3	15-Dec-14	10 - 15	0.08J	<0.02	0.03J	<0.02	<0.02	<0.02	<0.03	<0.02	<0.03	<0.02	0.05J	0.09J	<0.02	4.5	0.2	0.08J
CNG-B4	15-Dec-14	10 - 15	0.4	0.2	0.3	0.05J	0.02J	0.02J	<0.03	<0.02	0.04J	<0.02	0.3	1.2	<0.02	<0.1U	2.1	0.3
Environmental Screening Level ^a			23	30	0.73	0.027	0.014	0.056	0.10	0.40	0.35	0.25	8.0	3.9	0.056	24	4.6	2.0

Notes:

Analytical Laboratory: Curtis & Tompkins, Inc.

Analytical Method Used: USEPA Method 8270C-SIM

^a ESL for groundwater; groundwater is NOT a current or potential drinking water resource; from December 2013 Table F-1b.

BOLD results are above ESLs

Abbreviations:

ESL - Environmental Screening Level

feet bgs - feet below ground surface

J - data qualified as estimated; results were between method detection limit and reporting limit

U - not detected at the reporting limit; trace quantities of naphthalene was detected in the method blank for subsequent sample batches

µg/L - micrograms per liter

USEPA - United States Environmental Protection Agency

<n - not detected above the method detection limit

ATTACHMENT A

REFERENCES

REFERENCES

BASELINE Environmental Consulting, 2014. *Work Plan to Investigate Petroleum Contamination at the CNG Fueling Station, Second and Brush Street, Oakland, California*, Alameda County Site RO0002962, prepared for Port of Oakland, Oakland, California, July 22

Duvergé, Dylan Jacques, 2011. *Establishing Background Arsenic in Soil of the Urbanized San Francisco Bay Region*, December.

Ebasco Environmental, 1991. *Preliminary Endangerment Assessment Report for PG&E's Former Manufactured Gas Plant Sites*, PG&E Oakland Site, September.

ERM, 2014, *Phase II Environmental Site Investigation, Port of Oakland, 205-209 Brush Street, Oakland, California*, prepared for Pacific Gas and Electric, March.

Nowell, Keith, 2014. Email correspondence, "RE: Site Cleanup Program case RO2962 - PORT OF OAKLAND / DOWNTOWN OAKLAND CNG STATION, 205 Brush St., Oakland," from Keith Nowell, ACEH, to Diane Heinze, Port of Oakland, and Lydia Huang, Baseline Environmental Consulting, November 7


Regional Water Quality Control Board, 2013. *Environmental Screening Levels Workbook*, Table B-2, December.

San Francisco Bay Regional Water Quality Control Board, 2013. *User's Guide: Derivation and Application of Environmental Screening Levels*, Interim Final.

ATTACHMENT B

DRILLING PERMIT
ALAMEDA COUNTY PUBLIC WORKS AGENCY

Alameda County Public Works Agency - Water Resources Well Permit



399 Elmhurst Street
Hayward, CA 94544-1395
Telephone: (510)670-6633 Fax:(510)782-1939

Application Approved on: 11/26/2014 By jamesy

Permit Numbers: W2014-1142
Permits Valid from 12/11/2014 to 12/12/2014

Application Id: 1416945678832
Site Location: 205 Brush St. Work will take place on vacant 2nd st between Market & Brush Streets
Project Start Date: 12/11/2014
Assigned Inspector: Contact Steve Miller at (510) 670-5517 or stevem@acpwa.org

City of Project Site:Oakland
Completion Date:12/12/2014

Applicant: Weiss Associates - James Welles
2200 Powell St, suite 925, Emeryville, CA 94608

Phone: 510-450-6103

Property Owner: Port of Oakland- Diane Heinze
530 Water St, Oakland, CA 94607

Phone: 510-627-1759

Client: ** same as Property Owner **
Contact: James Welles

Phone: 510-450-6103
Cell: 209-552-5034

Receipt Number: WR2014-0494 Total Due: \$265.00
Payer Name : Nadya Yagjian Total Amount Paid: \$265.00
Paid By: VISA PAID IN FULL

Works Requesting Permits:

Borehole(s) for Investigation-Environmental/Monitoring Study - 5 Boreholes
Driller: Gregg Drilling & Testing - Lic #: 485165 - Method: hstem

Work Total: \$265.00

Specifications

Permit Number	Issued Dt	Expire Dt	# Boreholes	Hole Diam	Max Depth
W2014-1142	11/26/2014	03/11/2015	5	4.00 in.	20.00 ft

Specific Work Permit Conditions

1. Backfill bore hole by tremie with cement grout or cement grout/sand mixture. Upper two-three feet replaced in kind or with compacted cuttings. All cuttings remaining or unused shall be containerized and hauled off site. The containers shall be clearly labeled to the ownership of the container and labeled hazardous or non-hazardous.
2. Boreholes shall not be left open for a period of more than 24 hours. All boreholes left open more than 24 hours will need approval from Alameda County Public Works Agency, Water Resources Section. All boreholes shall be backfilled according to permit destruction requirements and all concrete material and asphalt material shall be to Caltrans Spec or County/City Codes. No borehole(s) shall be left in a manner to act as a conduit at any time.
3. Permittee shall assume entire responsibility for all activities and uses under this permit and shall indemnify, defend and save the Alameda County Public Works Agency, its officers, agents, and employees free and harmless from any and all expense, cost, liability in connection with or resulting from the exercise of this Permit including, but not limited to, properly damage, personal injury and wrongful death.
4. Applicant shall contact assigned inspector listed on the top of the permit at least five (5) working days prior to starting, once the permit has been approved. Confirm the scheduled date(s) at least 24 hours prior to drilling.
5. Copy of approved drilling permit must be on site at all times. Failure to present or show proof of the approved permit application on site shall result in a fine of \$500.00.

6. NOTE:

Alameda County Public Works Agency - Water Resources Well Permit

Under California laws, the owner/operator are responsible for reporting the contamination to the governmental regulatory agencies under Section 25295(a). The owner/operator is liable for civil penalties under Section 25299(a)(4) and criminal penalties under Section 25299(d) for failure to report a leak. The owner/operator is liable for civil penalties under Section 25299(b)(4) for knowing failure to ensure compliance with the law by the operator. These penalty provisions do not apply to a potential buyer.

7. Prior to any drilling activities onto any public right-of-ways, it shall be the applicants responsibilities to contact and coordinate a Underground Service Alert (USA), obtain encroachment permit(s), excavation permit(s) or any other permits required for that City or to the County and follow all City or County Ordinances. It shall also be the applicants responsibilities to provide to the Cities or to Alameda County a Traffic Safety Plan for any lane closures or detours planned. No work shall begin until all the permits and requirements have been approved or obtained.

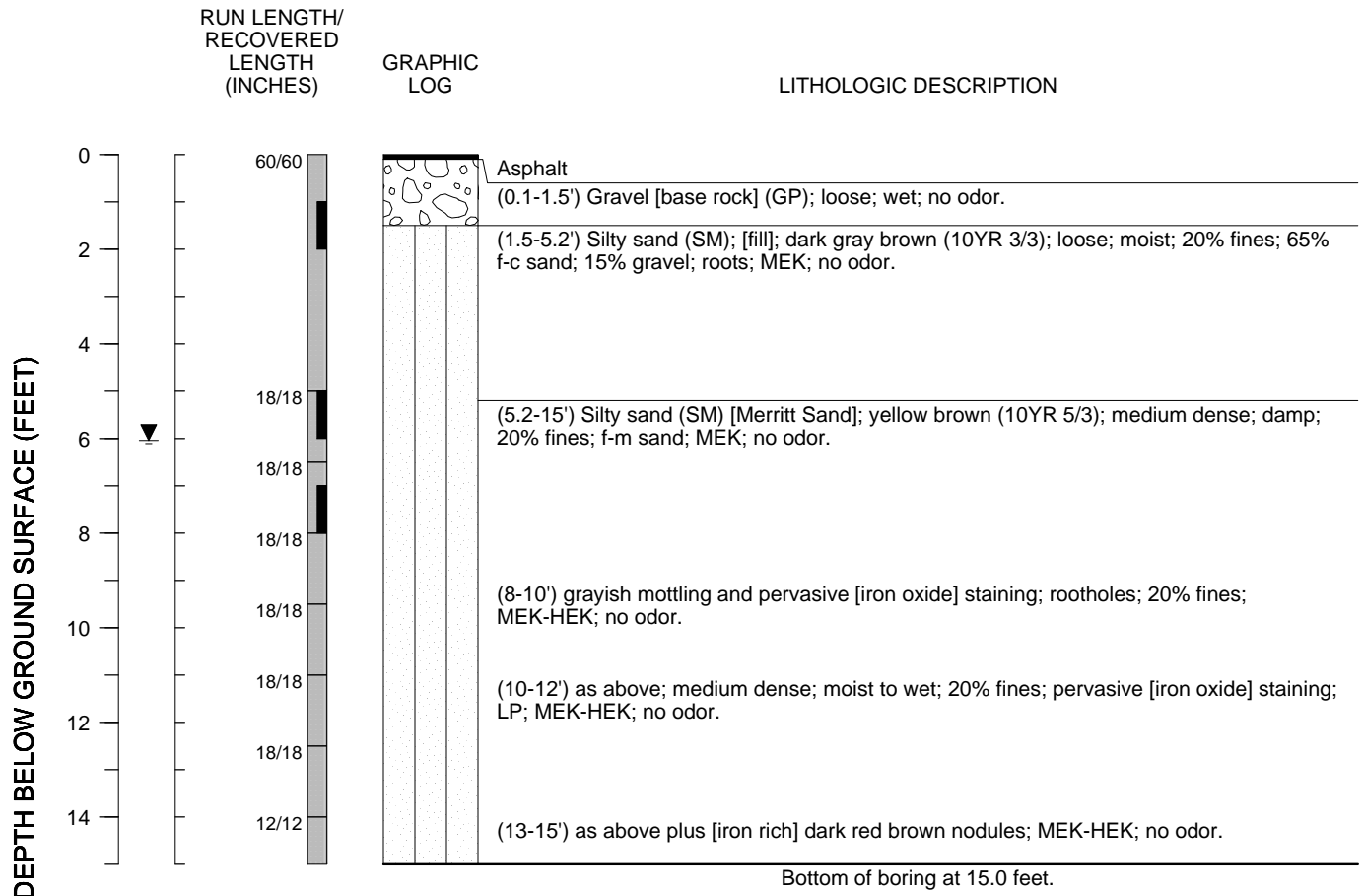
8. Permit is valid only for the purpose specified herein. No changes in construction procedures, as described on this permit application. Boreholes shall not be converted to monitoring wells, without a permit application process.

ATTACHMENT C

BORING LOGS

BORING CNG-B1

PAGE 1 OF 1



EXPLANATION

Abbreviations:

bgs = below ground surface
 c = coarse grained
 f = fine grained
 HEK = high estimated hydraulic conductivity
 LEK = low estimated hydraulic conductivity
 LP = low plasticity
 m = medium grained
 MEK = medium estimated hydraulic conductivity

Symbols:

Water level at end of drilling (12/12/2014 1:49 PM)
 Location of core run
 Location of sample collected for analysis

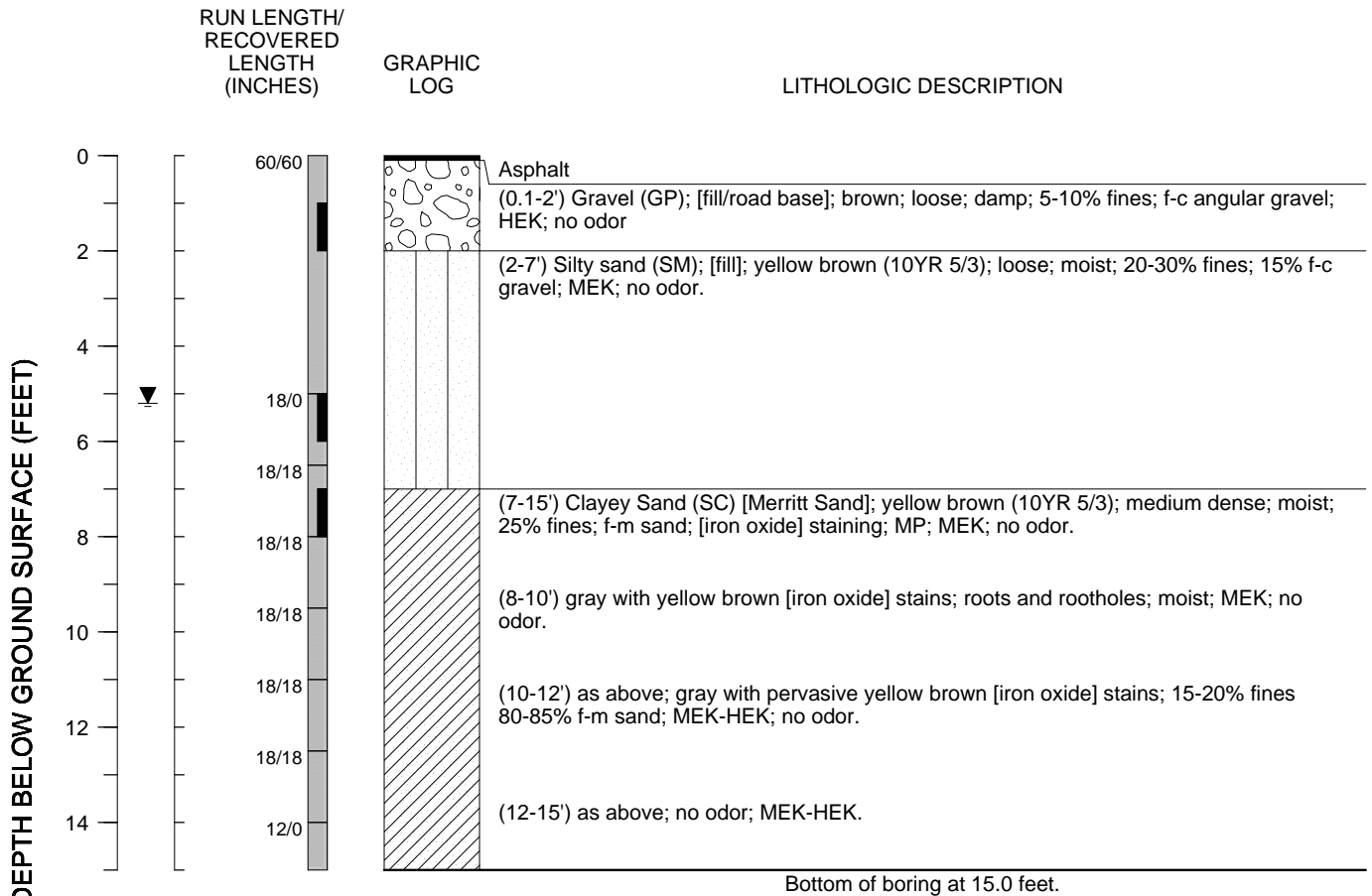
Logged by: Rob Davis, PG
 Checked by: Joyce Adams, PG
 Drilling contractor: Gregg Drilling
 Drilling contractor license: C57-485165
 Driller: Vince Pokrywka
 Date started: 12/12/2014
 Date completed: 12/12/2014
 Date sealed: 12/15/2014
 Drilling method: Hollow Stem Auger
 Type of sampler: Split Spoon
 Ground-surface elevation (ft-MSL): 11.13
 Boring diameter: 6.5"

Notes:

1. Hand augered to 5'
2. Sampling conducted with a 2.5" California Modified Split Spoon Sampler
3. PID readings are not posted; suspect due to high ambient moisture levels during heavy rainfall while drilling. PID reading gradually climbing indicating false positive from moisture in samples.
4. Grab groundwater sample CNG-B1-W collected from 2" ID prepack filter screen set from 10 to 15 ft bgs
5. Boring grouted with hydrated bentonite chips

BORING CNG-B2

PAGE 1 OF 1



EXPLANATION

Abbreviations:

bgs = below ground surface
 c = coarse grained
 f = fine grained
 HEK = high estimated hydraulic conductivity
 m = medium grained
 MEK = medium estimated hydraulic conductivity
 MP = medium plasticity

Symbols:

▼ Water level at end of drilling (12/12/2015 11:30 AM)
 □ Location of core run
 ■ Location of sample collected for analysis

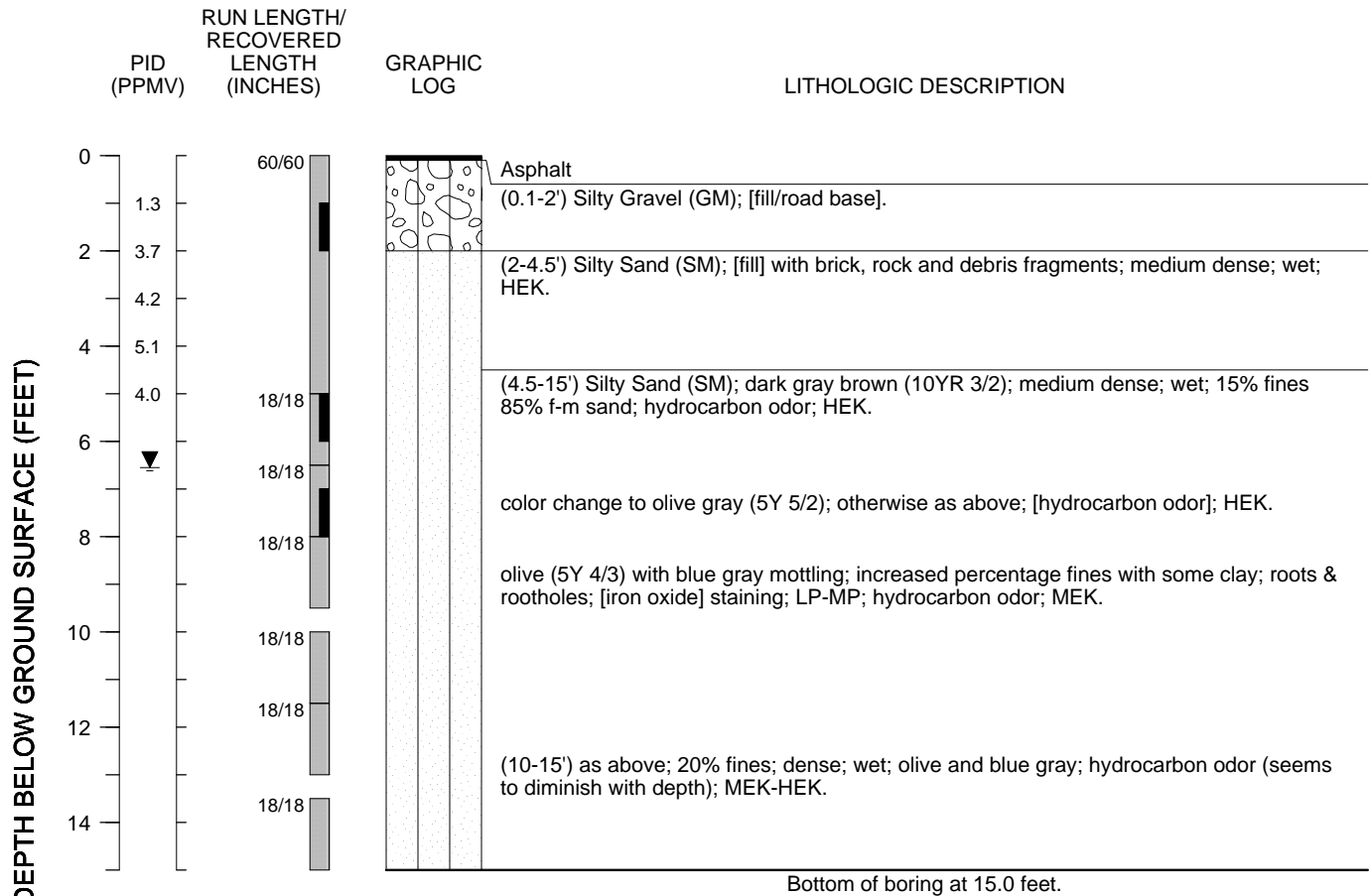
Logged by: Rob Davis, PG
 Checked by: Joyce Adams, PG
 Drilling contractor: Gregg Drilling
 Drilling contractor license: C57-485165
 Driller: Vince Pokrywka
 Date started: 12/12/2014
 Date completed: 12/12/2014
 Date sealed: 12/15/2014
 Drilling method: Hollow Stem Auger
 Type of sampler: Split Spoon
 Ground-surface elevation (ft-MSL): 11.77
 Boring diameter: 6.5"

Notes:

- Hand augered to 5'
- Sampling conducted with a 2.5" California Modified Split Spoon Sampler
- PID readings are suspect due to high ambient moisture levels during heavy rainfall while drilling. PID reading gradually climbing indicating false positive from moisture in samples.
- Grab groundwater sample CNG-B2-W collected from 2" ID prepack filter screen set from 10 to 15 ft bgs
- Boring grouted with hydrated bentonite chips

BORING CNG-B3

PAGE 1 OF 1



EXPLANATION

Abbreviations:

bgs = below ground surface
 f = fine grained
 HEK = high estimated hydraulic conductivity
 LP = low plasticity
 m = medium grained
 MEK = medium estimated hydraulic conductivity
 MP = medium plasticity
 PID = photoionization detector
 ppmv = parts per million by volume

Symbols:

Water level at end of drilling (12/15/2014 2:30 PM)
 Location of core run
 Location of sample collected for analysis

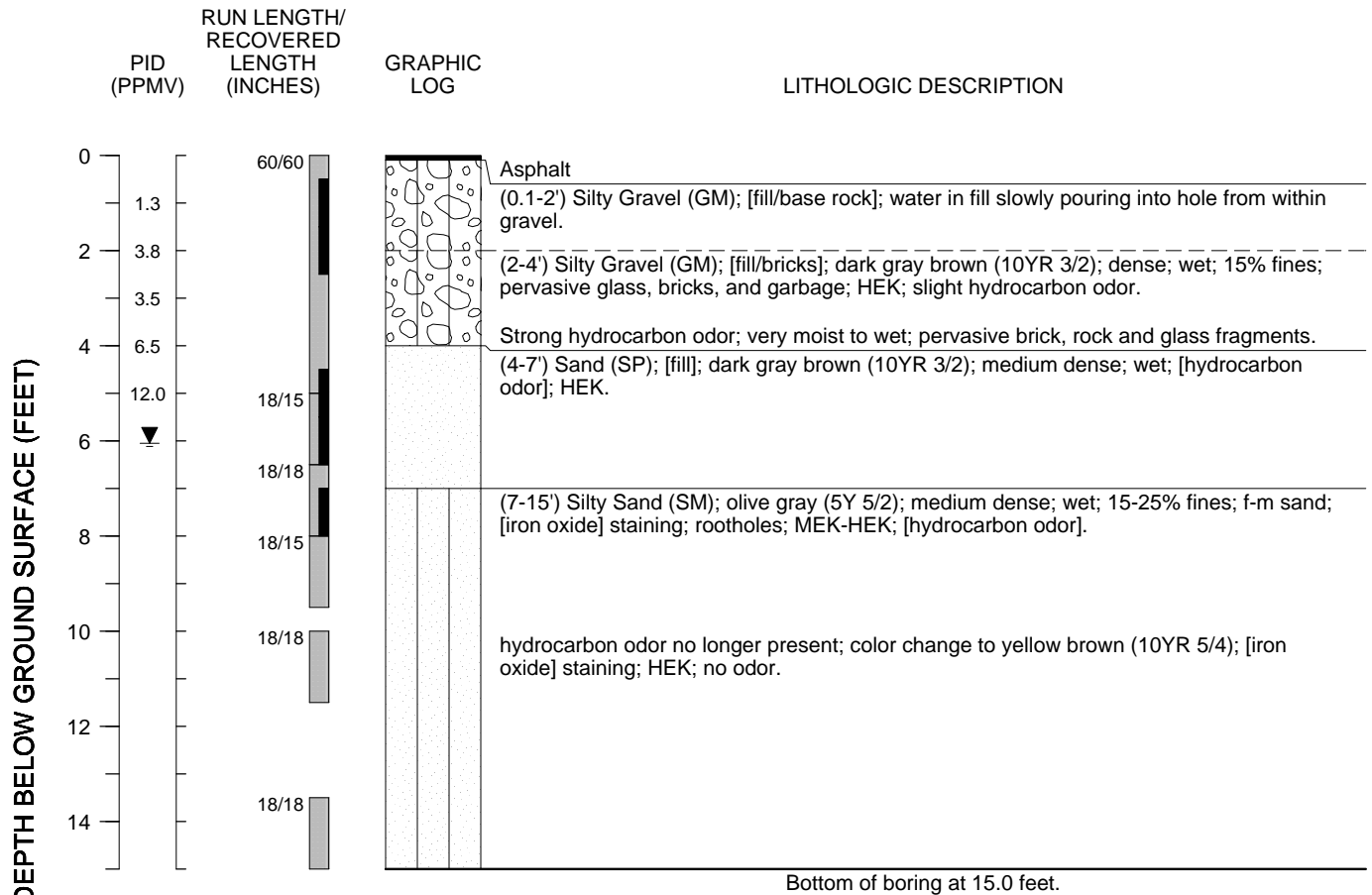
Logged by: Rob Davis, PG
 Checked by: Joyce Adams, PG
 Drilling contractor: Gregg Drilling
 Drilling contractor license: C57-485165
 Driller: Robert Greguras
 Date started: 12/15/2014
 Date completed: 12/15/2014
 Date sealed: 12/15/2014
 Drilling method: Hollow Stem Auger
 Type of sampler: Split Spoon
 Ground-surface elevation (ft-MSL): 11.43
 Boring diameter: 6.5"

Notes:

- Hand augered to 5'
- Sampling conducted with a 2.5" California Modified Split Spoon Sampler
- Grab groundwater sample CNG-B3-W collected from 2" ID prepack filter screen set from 10 to 15 ft bgs
- Boring grouted with Portland cement

BORING CNG-B4

PAGE 1 OF 1



EXPLANATION

Abbreviations:

bgs = below ground surface
 f = fine grained
 HEK = high estimated hydraulic conductivity
 LP = low plasticity
 m = medium grained
 MEK = medium estimated hydraulic conductivity
 PID = photoionization detector
 ppmv = parts per million by volume

Symbols:

▼ Water level at end of drilling (12/15/2014 11:30 AM)
 Location of core run
 Location of sample collected for analysis

Logged by: Rob Davis, PG
 Checked by: Joyce Adams, PG
 Drilling contractor: Gregg Drilling
 Drilling contractor license: C57-485165
 Driller: Robert Greguras
 Date started: 12/15/2014
 Date completed: 12/15/2014
 Date sealed: 12/15/2014
 Drilling method: Hollow Stem Auger
 Type of sampler: Split Spoon
 Ground-surface elevation (ft-MSL): 11.81
 Boring diameter: 6.5"


Notes:

1. Hand augered to 5'
2. Sampling conducted with a 2.5" California Modified Split Spoon Sampler
3. Grab groundwater sample CNG-B3-W collected from 2" ID prepack filter screen set from 10 to 15 ft bgs
4. Boring grouted with Portland cement



BORING CNG-B5

PAGE 1 OF 1



DEPTH BELOW GROUND SURFACE (FEET)

EXPLANATION

Abbreviations:

HEK = high estimated hydraulic conductivity
 PID = photoionization detector
 ppmv = parts per million by volume

Symbols:

Location of core run
 Location of sample collected for analysis

Notes:

1. Hand augered to 5'
2. Sampling conducted with a 2.5" California Modified Split Spoon Sampler
3. Drill rig met refusal between 1 and 5' at 6 attempted locations
4. Boring grouted with Portland cement

Logged by: Rob Davis, PG
 Checked by: Joyce Adams, PG
 Drilling contractor: Gregg Drilling
 Drilling contractor license: C57-485165
 Driller: Robert Greguras
 Date started: 12/16/2014
 Date completed: 12/16/2014
 Date sealed: 12/16/2014
 Drilling method: Hollow Stem Auger
 Type of sampler: Split Spoon
 Ground-surface elevation (ft-MSL): 12.04
 Boring diameter: 6.5"

ATTACHMENT D

**LABORATORY REPORTS, CHAIN-OF-CUSTODY FORMS,
AND LABORATORY DATA VALIDATION RESULTS**



Curtis & Tompkins, Ltd.
Analytical Laboratories, Since 1878





Curtis & Tompkins, Ltd., Analytical Laboratories, Since 1878

2323 Fifth Street, Berkeley, CA 94710, Phone (510) 486-0900


Laboratory Job Number 263327
ANALYTICAL REPORT

Weiss Associates
2200 Powell Street
Emeryville, CA 94608

Project : 259-1971.15
Location : Port Oak CNG
Level : II

<u>Sample ID</u>	<u>Lab ID</u>
CNG-B1-1'	263327-001
CNG-B1-5'	263327-002
CNG-B1-7'	263327-003
CNG-B1-W	263327-004
CNG-B2-1'	263327-005
CNG-B2-5'	263327-006
CNG-B2-7'	263327-007
CNG-B2-W	263327-008
TRIP BLANK	263327-009

This data package has been reviewed for technical correctness and completeness. Release of this data has been authorized by the Laboratory Manager or the Manager's designee, as verified by the following signature. The results contained in this report meet all requirements of NELAC and pertain only to those samples which were submitted for analysis. This report may be reproduced only in its entirety.

Signature: 
Isabelle Choy
Project Manager
isabelle.choy@ctberk.com

Date: 12/22/2014

CASE NARRATIVE

Laboratory number: 263327
Client: Weiss Associates
Project: 259-1971.15
Location: Port Oak CNG
Request Date: 12/12/14
Samples Received: 12/12/14

This data package contains sample and QC results for six soil samples and three water samples, requested for the above referenced project on 12/12/14. The samples were received on ice and intact, directly from the field. This report was revised and reissued on 1/8/2015 to include pre and post silica gel cleanup, as well as to report all soil results on dry weight basis.

TPH-Purgeables and/or BTXE by GC (EPA 8015B) Water:

Gasoline C7-C12 was detected between the MDL and the RL in the method blank for batch 218517; this analyte was not detected in samples at or above the RL. No other analytical problems were encountered.

TPH-Purgeables and/or BTXE by GC (EPA 8015B) Soil:

Matrix spikes were not performed for this analysis in batch 218534 due to insufficient sample amount. No other analytical problems were encountered.

TPH-Extractables by GC (EPA 8015B) Water:

No analytical problems were encountered.

TPH-Extractables by GC (EPA 8015B) Soil:

Diesel C10-C24 was detected between the MDL and the RL in the method blank for batch 218565; this analyte was either not detected in samples at or above the RL, or detected at a level at least 10 times that of the blank. No other analytical problems were encountered.

Volatile Organics by GC/MS (EPA 8260B) Water:

Acetone was detected between the MDL and the RL in the method blanks for batch 218687; this analyte was not detected in samples at or above the RL. No other analytical problems were encountered.

Volatile Organics by GC/MS (EPA 8260B) Soil:

Matrix spikes were not performed for this analysis in batch 218622 due to insufficient sample amount. High surrogate recoveries were observed for dibromofluoromethane in CNG-B2-7' (lab # 263327-007), the method blank for batch 218580, and the method blank for batch 218622; no target analytes were detected at or above RL in these samples. High surrogate recoveries were observed for 1,2-dichloroethane-d4 in CNG-B2-7' (lab # 263327-007) and the method blank for batch 218580; no target analytes were detected at or above RL in these samples. Acetone and 1,2,3-trichlorobenzene were detected between the MDL and the RL in the method blank for batch 218624; these analytes were not detected in the sample at or above the RL. Acetone was detected between the MDL and the RL in the method blank for batch 218580 and the method blank

CASE NARRATIVE

Laboratory number: 263327
Client: Weiss Associates
Project: 259-1971.15
Location: Port Oak CNG
Request Date: 12/12/14
Samples Received: 12/12/14

Volatile Organics by GC/MS (EPA 8260B) Soil:

for batch 218622; this analyte was not detected in samples at or above the RL. Methylene chloride was detected between the MDL and the RL in CNG-B1-7' (lab # 263327-003) and CNG-B2-1' (lab # 263327-005); this analyte is a common laboratory contaminant. No other analytical problems were encountered.

Semivolatile Organics by GC/MS SIM (EPA 8270C-SIM) Water:

No analytical problems were encountered.

Semivolatile Organics by GC/MS SIM (EPA 8270C-SIM) Soil:

Matrix spikes QC770224, QC770225 (batch 218609) were not reported because the parent sample required a dilution that would have diluted out the spikes. CNG-B1-1' (lab # 263327-001) and CNG-B2-1' (lab # 263327-005) were diluted due to the dark and viscous nature of the sample extracts. No other analytical problems were encountered.

Metals (EPA 6010B and EPA 7471A):

High recovery was observed for chromium in the MS for batch 218574; the parent sample was not a project sample, the BS/BSD were within limits, and the associated RPD was within limits. No other analytical problems were encountered.

Moisture (ASTM D2216/CLP):

No analytical problems were encountered.

Subject: Re: 259-1971.15 - C&T Login Summary (263387) *** Confirm project number
From: "Joyce E. Adams" <jea@weiss.com>
Date: 1/5/2015 5:17 PM
To: "Isabelle Choy" <isabelle.choy@ctberk.com>

Isabelle,
 Please add moisture content to the analysis.

Thank you,
 Joyce

Joyce Adams
 Sr. Project Geologist, P.G., C.Hg., QSD, QSP
 Weiss Associates
 2200 Powell Street, Suite 925
 Emeryville, CA 94608
 office 510-450-6162
 cell 925-325-2698

The information and/or attachments contained herein may be privileged, confidential, and protected from disclosure. If you are not the intended recipient, any dissemination or copying is strictly prohibited. If you think or know that you have received this mail in error, please notify the sender, delete all copies and discard any printouts without reading the information contained within.

>>> "Isabelle Choy" <isabelle.choy@ctberk.com> 12/17/2014 4:19 pm >>>

Please confirm project number as this COC reads 259-1971.15 and the previous two COC read 259-1971-15. Please me know which is the correct project number so all CNG jobs are in the same project. Also, please advise on metals analysis for IDW-W01-01 (263387-004) as no metals container was received. Thank you~ Isabelle

C&T Login Summary for 263387

Project: 259-1971.15 Site: CNG Fueling Station, Oakland Lab Login #: 263387 Report Level: II PO#: C&T Proj Mgr: Isabelle Choy	Report To: Weiss Associates 2200 Powell Street Suite 925 Emeryville, CA 94608 ATTN: Joyce Adams (510) 450-6000	Bill To: Weiss Associates 2200 Powell Street Suite 925 Emeryville, CA 94608 ATTN: Accounts Payable (510) 450-6000
] to the MDL		

Client ID	Lab ID	Sampled	Received	DueDate	Matrix	Dry	Analyses	COC #	Comments
IDW-S01-01	001	12/16/14 12:00	12/16/14			N			
				12/23	Soil		6010-T22 MET		
				12/23	Soil		8270-SIM		
				12/23	Soil		E8260		
				12/23	Soil		ETVH		
				12/23	Soil		TEHM		
IDW-S01-02	002	12/16/14 12:10	12/16/14			N			
				12/23	Soil		6010-T22 MET		
				12/23	Soil		8270-SIM		
				12/23	Soil		E8260		
				12/23	Soil		ETVH		
				12/23	Soil		TEHM		
CNG-B5-1	003	12/16/14 09:00	12/16/14			N			
				12/23	Soil		6010-T22 MET		
				12/23	Soil		8270-SIM		
				12/23	Soil		E8260		
				12/23	Soil		ETVH		
				12/23	Soil		TEHM		
IDW-W01-01	004	12/16/14 12:15	12/16/14			N			
				12/23	Water		8260		
				12/23	Water		8270-SIM		
				12/23	Water		TEHM		
				12/23	Water		TVH		

E: INVOICE 259-1971.15 - C&T Data (263387)

Subject: RE: INVOICE 259-1971.15 - C&T Data (263387)
From: Diane Heinze <dheinze@portoakland.com>
Date: 12/31/2014 10:51 AM
To: "isabelle.choy@ctberk.com" <isabelle.choy@ctberk.com>
CC: Lydia Huang <lydia@baseline-env.com>, "Joyce E. Adams" <jea@weiss.com>

Hi Isabelle,

The workplan for this project states that all soil and groundwater TPH extractable samples will be analyzed with and without silica gel cleanup. As we discussed, since all TPH extractable samples were analyzed without silica gel cleanup, please re-run all extracts from soil and groundwater (40 day holding time) with silica gel cleanup. Please contact me at 510-627-1759 if the extracts are unavailable.

Thanks,
Diane

From: Isabelle Choy [mailto:isabelle.choy@ctberk.com]
Sent: Tuesday, December 30, 2014 5:14 PM
To: Diane Heinze
Subject: INVOICE 259-1971.15 - C&T Data (263387)

Hi Diane,

Please find attached the following files:

- Invoice
- PDF Deliverable

Email was also sent to: jea@weiss.com, labresults@weiss.com

C&T sends its e-reports via the Internet as Portable Document Format (PDF) files. Reports in this format, when accompanied by a signed cover page, are considered official reports. **No hardcopy reports will be sent either by fax or U.S. Postal Service unless otherwise requested.** You may distribute your PDF files electronically or as printed hardcopies, as long as they are distributed in their entirety.

Chain of Custody Record

203541

Curtis & Tompkins
2323 Fifth Street
Berkeley, CA 94710
Phone: (510) 486-0900

Please send analytic results, electronic deliverables and the original chain-of-custody form to:
labresults@weiss.com
jea@weiss.com

INSTRUCTIONS FOR LAB PERSONNEL:

- GeoTracker EDF required? Yes No
 Equis 4-file EDWEDD required? Yes No
 Report results to: MDL RL
 Report soil results in: Dry weight Wet weight



Company Contact		Project Manager: <u>Joyce Adams</u>		Protocol ID/path:		COC Number:	
Weiss Associates		Project ID: <u>Port Oak CWG</u>		Analyte (Method ID) Metals, E-6010B VOCs, E8260 TPH-G, D, W/D, E8015M PAHs, E8270-SIM		Page <u>1</u> of <u>1</u>	
2200 Powell Street, Suite 925		Sampled by: <u>RKD</u>				SDG number:	
Emeryville, CA 94608		Sample date(s): <u>12/12/14</u>				Sample Specific Notes:	
(510) 450-6000 Phone		Analysis Turnaround Time: <u>5 day</u> (Specify Days or Hours)					
(510) 547-5043 FAX							
Job Name: <u>259-1971-15</u>							
Address:							

Lab ID	Sample Identification	Sample Date	Sample Time	Sample Matrix	# of Cont.	Metals, E-6010B	VOCs, E8260	TPH-G, D, W/D, E8015M	PAHs, E8270-SIM	Moisture (ASTM D2216/CLP)
1	CNG-B1-1'	12/12/14	11:00	50	7	X	X	X	X	
2	CNG-B1-5'		11:10	50	6	X	X	X	X	
3	CNG-B1-7'		11:20	50	6	X	X	X	X	
4	CNG-B1-W	13:58	12:40	GW	9	X	X	X	X	
5	CNG-B2-1'	2:40	08:15	50	7	X	X	X	X	
6	CNG-B2-5'		08:30	50	6	X	X	X	X	
7	CNG-B2-7'		09:53	50	6	X	X	X	X	
8	CNG-B2-1'									
8	CNG-B2-W		12:40	GW	9	X	X	X	X	
9	TRIP BLANK		8:00	W	1	X				

only run if there is a hit

Field Filtered (X):

Preservation Used: 1=Ice, 2=HCl; 3=H₂SO₄; 4=HNO₃; 5=NaOH; 6=Other

Special Instructions/OC Requirements & Comments: Bill Dianne Heinze at the Port of Oakland directly to the analysts.

Relinquished by: <u>[Signature]</u>	Company: <u>WEISS</u>	Date/Time: <u>12/12/14 15:50</u>	Received by: <u>[Signature]</u>	Company: <u>weiss</u>	Date/Time: <u>12/12/14 15:50</u>
Relinquished by: <u>[Signature]</u>	Company: <u>weiss</u>	Date/Time: <u>12/12/14 16:10</u>	Received by: <u>[Signature]</u>	Company: <u>[Signature]</u>	Date/Time: <u>12/12/14 16:10</u>
Relinquished by:	Company:	Date/Time:	Received by:	Company:	Date/Time:

☒ = Samples released to a secured, locked area.

● = Samples received from a secured, locked area

COOLER RECEIPT CHECKLIST



Login # 263327 Date Received 12/12/14 Number of coolers _____
 Client Weiss Associates Project 259-1971-15

Date Opened 12/12 By (print) SC (sign) [Signature]
 Date Logged in 12/15 By (print) MC (sign) [Signature]

1. Did cooler come with a shipping slip (airbill, etc) _____ YES NO
 Shipping info _____

2A. Were custody seals present? YES (circle) on cooler on samples NO
 How many _____ Name _____ Date _____

2B. Were custody seals intact upon arrival? _____ YES NO

3. Were custody papers dry and intact when received? _____ YES NO

4. Were custody papers filled out properly (ink, signed, etc)? _____ YES NO

5. Is the project identifiable from custody papers? (If so fill out top of form) _____ YES NO

6. Indicate the packing in cooler: (if other, describe) _____

- Bubble Wrap Foam blocks Bags None
- Cloth material Cardboard Styrofoam Paper towels

7. Temperature documentation: * Notify PM if temperature exceeds 6°C
 Type of ice used: Wet Blue/Gel None Temp(°C) _____

Samples Received on ice & cold without a temperature blank; temp. taken with IR gun

Samples received on ice directly from the field. Cooling process had begun

8. Were Method 5035 sampling containers present? _____ YES NO
 If YES, what time were they transferred to freezer? 1615

9. Did all bottles arrive unbroken/unopened? _____ YES NO

10. Are there any missing / extra samples? _____ YES NO

11. Are samples in the appropriate containers for indicated tests? _____ YES NO

12. Are sample labels present, in good condition and complete? _____ YES NO

13. Do the sample labels agree with custody papers? _____ YES NO

14. Was sufficient amount of sample sent for tests requested? _____ YES NO

15. Are the samples appropriately preserved? _____ YES NO N/A

16. Did you check preservatives for all bottles for each sample? _____ YES NO N/A

17. Did you document your preservative check? _____ YES NO N/A

18. Did you change the hold time in LIMS for unpreserved VOAs? _____ YES NO N/A

19. Did you change the hold time in LIMS for preserved terracores? _____ YES NO N/A

20. Are bubbles > 6mm absent in VOA samples? _____ YES NO N/A

21. Was the client contacted concerning this sample delivery? _____ YES NO
 If YES, Who was called? _____ By _____ Date: _____

COMMENTS

20.) Bubbles present in 1/1 VOA Sample 9 (Trip 0)

Detections Summary for 263327

Results for any subcontracted analyses are not included in this summary.

Client : Weiss Associates
 Project : 259-1971.15
 Location : Port Oak CNG

Client Sample ID : CNG-B1-1'

Laboratory Sample ID :

263327-001

Analyte	Result	Flags	RL	MDL	Units	Basis	IDF	Method	Prep Method
Gasoline C7-C12	0.027	J	0.26	0.014	mg/Kg	Dry	1.000	EPA 8015B	EPA 5035
Diesel C10-C24	13		1.1	0.33	mg/Kg	Dry	1.000	EPA 8015B	EPA 3550B
Diesel C10-C24	11		1.1	0.33	mg/Kg	Dry	1.000	EPA 8015B	EPA 3550B
Motor Oil C24-C36	18		5.5	1.7	mg/Kg	Dry	1.000	EPA 8015B	EPA 3550B
Motor Oil C24-C36	10		5.5	1.7	mg/Kg	Dry	1.000	EPA 8015B	EPA 3550B
Acetone	5.7	J	22	2.0	ug/Kg	Dry	0.9980	EPA 8260B	EPA 5035
Phenanthrene	0.0081	J	0.011	0.0022	mg/Kg	Dry	2.000	EPA 8270C-SIM	EPA 3550B
Fluoranthene	0.0047	J	0.011	0.0022	mg/Kg	Dry	2.000	EPA 8270C-SIM	EPA 3550B
Pyrene	0.0074	J	0.011	0.0022	mg/Kg	Dry	2.000	EPA 8270C-SIM	EPA 3550B
Benzo(a)anthracene	0.0082	J	0.011	0.0022	mg/Kg	Dry	2.000	EPA 8270C-SIM	EPA 3550B
Chrysene	0.022		0.011	0.0022	mg/Kg	Dry	2.000	EPA 8270C-SIM	EPA 3550B
Benzo(b)fluoranthene	0.012		0.011	0.0022	mg/Kg	Dry	2.000	EPA 8270C-SIM	EPA 3550B
Benzo(a)pyrene	0.0092	J	0.011	0.0022	mg/Kg	Dry	2.000	EPA 8270C-SIM	EPA 3550B
Antimony	0.41	J	0.52	0.15	mg/Kg	Dry	1.000	EPA 6010B	EPA 3050B
Arsenic	2.1		0.26	0.075	mg/Kg	Dry	1.000	EPA 6010B	EPA 3050B
Barium	69		0.26	0.056	mg/Kg	Dry	1.000	EPA 6010B	EPA 3050B
Beryllium	0.29		0.10	0.013	mg/Kg	Dry	1.000	EPA 6010B	EPA 3050B
Cadmium	0.80		0.26	0.026	mg/Kg	Dry	1.000	EPA 6010B	EPA 3050B
Chromium	28		0.26	0.065	mg/Kg	Dry	1.000	EPA 6010B	EPA 3050B
Cobalt	5.9		0.26	0.031	mg/Kg	Dry	1.000	EPA 6010B	EPA 3050B
Copper	13		0.26	0.086	mg/Kg	Dry	1.000	EPA 6010B	EPA 3050B
Lead	30		0.26	0.072	mg/Kg	Dry	1.000	EPA 6010B	EPA 3050B
Mercury	0.18		0.017	0.0011	mg/Kg	Dry	1.000	EPA 7471A	METHOD
Molybdenum	0.19	J	0.26	0.051	mg/Kg	Dry	1.000	EPA 6010B	EPA 3050B
Nickel	19		0.26	0.068	mg/Kg	Dry	1.000	EPA 6010B	EPA 3050B
Vanadium	28		0.26	0.059	mg/Kg	Dry	1.000	EPA 6010B	EPA 3050B
Zinc	82		1.0	0.058	mg/Kg	Dry	1.000	EPA 6010B	EPA 3050B

Client Sample ID : CNG-B1-5'

Laboratory Sample ID :

263327-002

Analyte	Result	Flags	RL	MDL	Units	Basis	IDF	Method	Prep Method
Acetone	6.1	J	20	1.8	ug/Kg	Dry	0.8389	EPA 8260B	EPA 5035

Client Sample ID : CNG-B1-7'

Laboratory Sample ID :

263327-003

Analyte	Result	Flags	RL	MDL	Units	Basis	IDF	Method	Prep Method
Gasoline C7-C12	0.015	J	0.18	0.0097	mg/Kg	Dry	1.000	EPA 8015B	EPA 5035
Diesel C10-C24	1.6	Y	1.2	0.38	mg/Kg	Dry	1.000	EPA 8015B	EPA 3550B
Diesel C10-C24	0.42	J	1.2	0.38	mg/Kg	Dry	1.000	EPA 8015B	EPA 3550B
Acetone	7.7	J	17	1.6	ug/Kg	Dry	0.6983	EPA 8260B	EPA 5035
Methylene Chloride	1.1	J	17	0.96	ug/Kg	Dry	0.6983	EPA 8260B	EPA 5035

Client Sample ID : CNG-B1-W

Laboratory Sample ID :

263327-004

Analyte	Result	Flags	RL	MDL	Units	Basis	IDF	Method	Prep Method
Gasoline C7-C12	17	J	50	13	ug/L	As Recd	1.000	EPA 8015B	EPA 5030B
Diesel C10-C24	79	Y	50	16	ug/L	As Recd	1.000	EPA 8015B	EPA 3520C
Motor Oil C24-C36	130	J	300	96	ug/L	As Recd	1.000	EPA 8015B	EPA 3520C
Acetone	1.0	J	10	0.3	ug/L	As Recd	1.000	EPA 8260B	EPA 5030B
MTBE	0.3	J	0.5	0.1	ug/L	As Recd	1.000	EPA 8260B	EPA 5030B
Naphthalene	0.03	J	0.1	0.02	ug/L	As Recd	1.000	EPA 8270C-SIM	EPA 3520C
Phenanthrene	0.02	J	0.1	0.02	ug/L	As Recd	1.000	EPA 8270C-SIM	EPA 3520C

Client Sample ID : CNG-B2-1'

Laboratory Sample ID :

263327-005

Analyte	Result	Flags	RL	MDL	Units	Basis	IDF	Method	Prep Method
Gasoline C7-C12	0.028	J	0.23	0.012	mg/Kg	Dry	1.000	EPA 8015B	EPA 5035
Diesel C10-C24	19	Y	1.1	0.34	mg/Kg	Dry	1.000	EPA 8015B	EPA 3550B
Diesel C10-C24	17	Y	1.1	0.34	mg/Kg	Dry	1.000	EPA 8015B	EPA 3550B
Motor Oil C24-C36	230		5.5	1.7	mg/Kg	Dry	1.000	EPA 8015B	EPA 3550B
Motor Oil C24-C36	160		5.5	1.7	mg/Kg	Dry	1.000	EPA 8015B	EPA 3550B
Acetone	9.6	J	26	1.1	ug/Kg	Dry	1.163	EPA 8260B	EPA 5035
Methylene Chloride	2.0	J	26	1.4	ug/Kg	Dry	1.163	EPA 8260B	EPA 5035
Phenanthrene	0.011	J	0.017	0.0033	mg/Kg	Dry	3.000	EPA 8270C-SIM	EPA 3550B
Fluoranthene	0.0072	J	0.017	0.0033	mg/Kg	Dry	3.000	EPA 8270C-SIM	EPA 3550B
Pyrene	0.011	J	0.017	0.0033	mg/Kg	Dry	3.000	EPA 8270C-SIM	EPA 3550B
Benzo(a)anthracene	0.0079	J	0.017	0.0033	mg/Kg	Dry	3.000	EPA 8270C-SIM	EPA 3550B
Chrysene	0.027		0.017	0.0033	mg/Kg	Dry	3.000	EPA 8270C-SIM	EPA 3550B
Benzo(b)fluoranthene	0.015	J	0.017	0.0033	mg/Kg	Dry	3.000	EPA 8270C-SIM	EPA 3550B
Benzo(a)pyrene	0.012	J	0.017	0.0033	mg/Kg	Dry	3.000	EPA 8270C-SIM	EPA 3550B
Benzo(g,h,i)perylene	0.0041	J	0.017	0.0041	mg/Kg	Dry	3.000	EPA 8270C-SIM	EPA 3550B
Antimony	0.24	J	0.60	0.18	mg/Kg	Dry	1.000	EPA 6010B	EPA 3050B
Arsenic	3.2		0.30	0.088	mg/Kg	Dry	1.000	EPA 6010B	EPA 3050B
Barium	81		0.30	0.065	mg/Kg	Dry	1.000	EPA 6010B	EPA 3050B
Beryllium	0.30		0.12	0.015	mg/Kg	Dry	1.000	EPA 6010B	EPA 3050B
Cadmium	0.85		0.30	0.031	mg/Kg	Dry	1.000	EPA 6010B	EPA 3050B
Chromium	26		0.30	0.076	mg/Kg	Dry	1.000	EPA 6010B	EPA 3050B
Cobalt	5.5		0.30	0.036	mg/Kg	Dry	1.000	EPA 6010B	EPA 3050B
Copper	21		0.30	0.10	mg/Kg	Dry	1.000	EPA 6010B	EPA 3050B
Lead	56		0.30	0.084	mg/Kg	Dry	1.000	EPA 6010B	EPA 3050B
Mercury	0.21		0.017	0.0011	mg/Kg	Dry	1.000	EPA 7471A	METHOD
Molybdenum	0.40		0.30	0.059	mg/Kg	Dry	1.000	EPA 6010B	EPA 3050B
Nickel	14		0.30	0.079	mg/Kg	Dry	1.000	EPA 6010B	EPA 3050B
Vanadium	29		0.30	0.069	mg/Kg	Dry	1.000	EPA 6010B	EPA 3050B
Zinc	75		1.2	0.068	mg/Kg	Dry	1.000	EPA 6010B	EPA 3050B

Client Sample ID : CNG-B2-5'

Laboratory Sample ID :

263327-006

Analyte	Result	Flags	RL	MDL	Units	Basis	IDF	Method	Prep Method
Gasoline C7-C12	0.015	J	0.17	0.0092	mg/Kg	Dry	1.000	EPA 8015B	EPA 5035
Diesel C10-C24	7.9	Y	1.2	0.36	mg/Kg	Dry	1.000	EPA 8015B	EPA 3550B
Diesel C10-C24	6.6	Y	1.2	0.36	mg/Kg	Dry	1.000	EPA 8015B	EPA 3550B
Motor Oil C24-C36	77		5.8	1.8	mg/Kg	Dry	1.000	EPA 8015B	EPA 3550B
Motor Oil C24-C36	56		5.8	1.8	mg/Kg	Dry	1.000	EPA 8015B	EPA 3550B
Acetone	6.4	J	17	2.1	ug/Kg	Dry	0.7418	EPA 8260B	EPA 5035
Naphthalene	0.0013	J	0.0058	0.0012	mg/Kg	Dry	1.000	EPA 8270C-SIM	EPA 3550B
Acenaphthylene	0.0012	J	0.0058	0.0012	mg/Kg	Dry	1.000	EPA 8270C-SIM	EPA 3550B
Phenanthrene	0.0054	J	0.0058	0.0012	mg/Kg	Dry	1.000	EPA 8270C-SIM	EPA 3550B
Fluoranthene	0.0066		0.0058	0.0012	mg/Kg	Dry	1.000	EPA 8270C-SIM	EPA 3550B
Pyrene	0.0075		0.0058	0.0012	mg/Kg	Dry	1.000	EPA 8270C-SIM	EPA 3550B
Benzo(a)anthracene	0.0064		0.0058	0.0012	mg/Kg	Dry	1.000	EPA 8270C-SIM	EPA 3550B
Chrysene	0.012		0.0058	0.0012	mg/Kg	Dry	1.000	EPA 8270C-SIM	EPA 3550B
Benzo(b)fluoranthene	0.013		0.0058	0.0012	mg/Kg	Dry	1.000	EPA 8270C-SIM	EPA 3550B
Benzo(k)fluoranthene	0.0031	J	0.0058	0.0012	mg/Kg	Dry	1.000	EPA 8270C-SIM	EPA 3550B
Benzo(a)pyrene	0.0092		0.0058	0.0012	mg/Kg	Dry	1.000	EPA 8270C-SIM	EPA 3550B
Indeno(1,2,3-cd)pyrene	0.0018	J	0.0058	0.0012	mg/Kg	Dry	1.000	EPA 8270C-SIM	EPA 3550B
Benzo(g,h,i)perylene	0.0026	J	0.0058	0.0014	mg/Kg	Dry	1.000	EPA 8270C-SIM	EPA 3550B

Client Sample ID : CNG-B2-7'

Laboratory Sample ID :

263327-007

Analyte	Result	Flags	RL	MDL	Units	Basis	IDF	Method	Prep Method
Gasoline C7-C12	0.016	J	0.25	0.013	mg/Kg	Dry	1.000	EPA 8015B	EPA 5035
Diesel C10-C24	3.8	Y	1.2	0.36	mg/Kg	Dry	1.000	EPA 8015B	EPA 3550B
Diesel C10-C24	4.1	Y	1.2	0.36	mg/Kg	Dry	1.000	EPA 8015B	EPA 3550B
Motor Oil C24-C36	42		5.9	1.8	mg/Kg	Dry	1.000	EPA 8015B	EPA 3550B
Motor Oil C24-C36	35		5.9	1.8	mg/Kg	Dry	1.000	EPA 8015B	EPA 3550B
Acetone	4.8	J	16	1.9	ug/Kg	Dry	0.6812	EPA 8260B	EPA 5035

Client Sample ID : CNG-B2-W

Laboratory Sample ID :

263327-008

Analyte	Result	Flags	RL	MDL	Units	Basis	IDF	Method	Prep Method
Gasoline C7-C12	21	J	50	13	ug/L	As Recd	1.000	EPA 8015B	EPA 5030B
Diesel C10-C24	200	Y	50	16	ug/L	As Recd	1.000	EPA 8015B	EPA 3520C
Motor Oil C24-C36	230	J	300	96	ug/L	As Recd	1.000	EPA 8015B	EPA 3520C
Acetone	1.3	J	10	0.3	ug/L	As Recd	1.000	EPA 8260B	EPA 5030B
Chloroform	0.2	J	0.5	0.1	ug/L	As Recd	1.000	EPA 8260B	EPA 5030B
Anthracene	0.04	J	0.1	0.03	ug/L	As Recd	1.000	EPA 8270C-SIM	EPA 3520C

Client Sample ID : TRIP BLANK

Laboratory Sample ID :

263327-009

Analyte	Result	Flags	RL	MDL	Units	Basis	IDF	Method	Prep Method
Acetone	1.1	J	10	0.3	ug/L	As Recd	1.000	EPA 8260B	EPA 5030B

J = Estimated value

Y = Sample exhibits chromatographic pattern which does not resemble standard

Total Volatile Hydrocarbons			
Lab #:	263327	Location:	Port Oak CNG
Client:	Weiss Associates	Prep:	EPA 5030B
Project#:	259-1971.15	Analysis:	EPA 8015B
Matrix:	Water	Sampled:	12/12/14
Units:	ug/L	Received:	12/12/14
Diln Fac:	1.000	Analyzed:	12/16/14
Batch#:	218517		

Field ID: CNG-B1-W Lab ID: 263327-004
Type: SAMPLE

Analyte	Result	RL	MDL
Gasoline C7-C12	17 J	50	13

Surrogate	%REC	Limits
Bromofluorobenzene (FID)	109	77-128

Field ID: CNG-B2-W Lab ID: 263327-008
Type: SAMPLE

Analyte	Result	RL	MDL
Gasoline C7-C12	21 J	50	13

Surrogate	%REC	Limits
Bromofluorobenzene (FID)	109	77-128

Type: BLANK Lab ID: QC770005

Analyte	Result	RL	MDL
Gasoline C7-C12	15 J	50	13

Surrogate	%REC	Limits
Bromofluorobenzene (FID)	100	77-128

J= Estimated value
RL= Reporting Limit
MDL= Method Detection Limit

Batch QC Report

Total Volatile Hydrocarbons			
Lab #:	263327	Location:	Port Oak CNG
Client:	Weiss Associates	Prep:	EPA 5030B
Project#:	259-1971.15	Analysis:	EPA 8015B
Matrix:	Water	Batch#:	218517
Units:	ug/L	Analyzed:	12/16/14
Diln Fac:	1.000		

Type: BS Lab ID: QC769840

Analyte	Spiked	Result	%REC	Limits
Gasoline C7-C12	1,000	962.6	96	80-120

Surrogate	%REC	Limits
Bromofluorobenzene (FID)	102	77-128

Type: BSD Lab ID: QC769841

Analyte	Spiked	Result	%REC	Limits	RPD	Lim
Gasoline C7-C12	2,000	1,672	84	80-120	14	20

Surrogate	%REC	Limits
Bromofluorobenzene (FID)	86	77-128

RPD= Relative Percent Difference

Batch QC Report

Total Volatile Hydrocarbons			
Lab #:	263327	Location:	Port Oak CNG
Client:	Weiss Associates	Prep:	EPA 5030B
Project#:	259-1971.15	Analysis:	EPA 8015B
Field ID:	CNG-B2-W	Batch#:	218517
MSS Lab ID:	263327-008	Sampled:	12/12/14
Matrix:	Water	Received:	12/12/14
Units:	ug/L	Analyzed:	12/16/14
Diln Fac:	1.000		

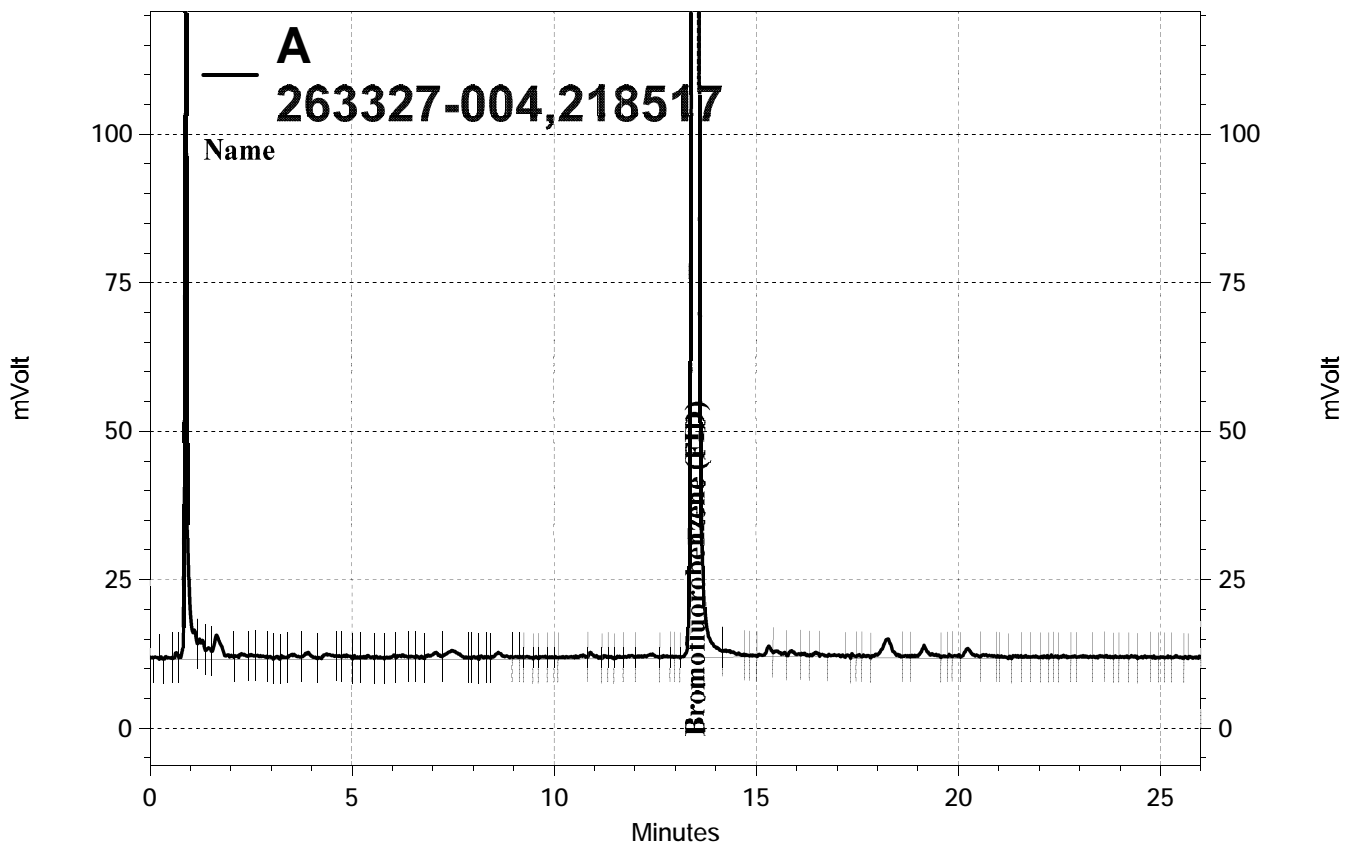
Type: MS Lab ID: QC769842

Analyte	MSS Result	Spiked	Result	%REC	Limits
Gasoline C7-C12	20.68	2,000	1,916	95	74-120
Surrogate	%REC	Limits			
Bromofluorobenzene (FID)	109	77-128			

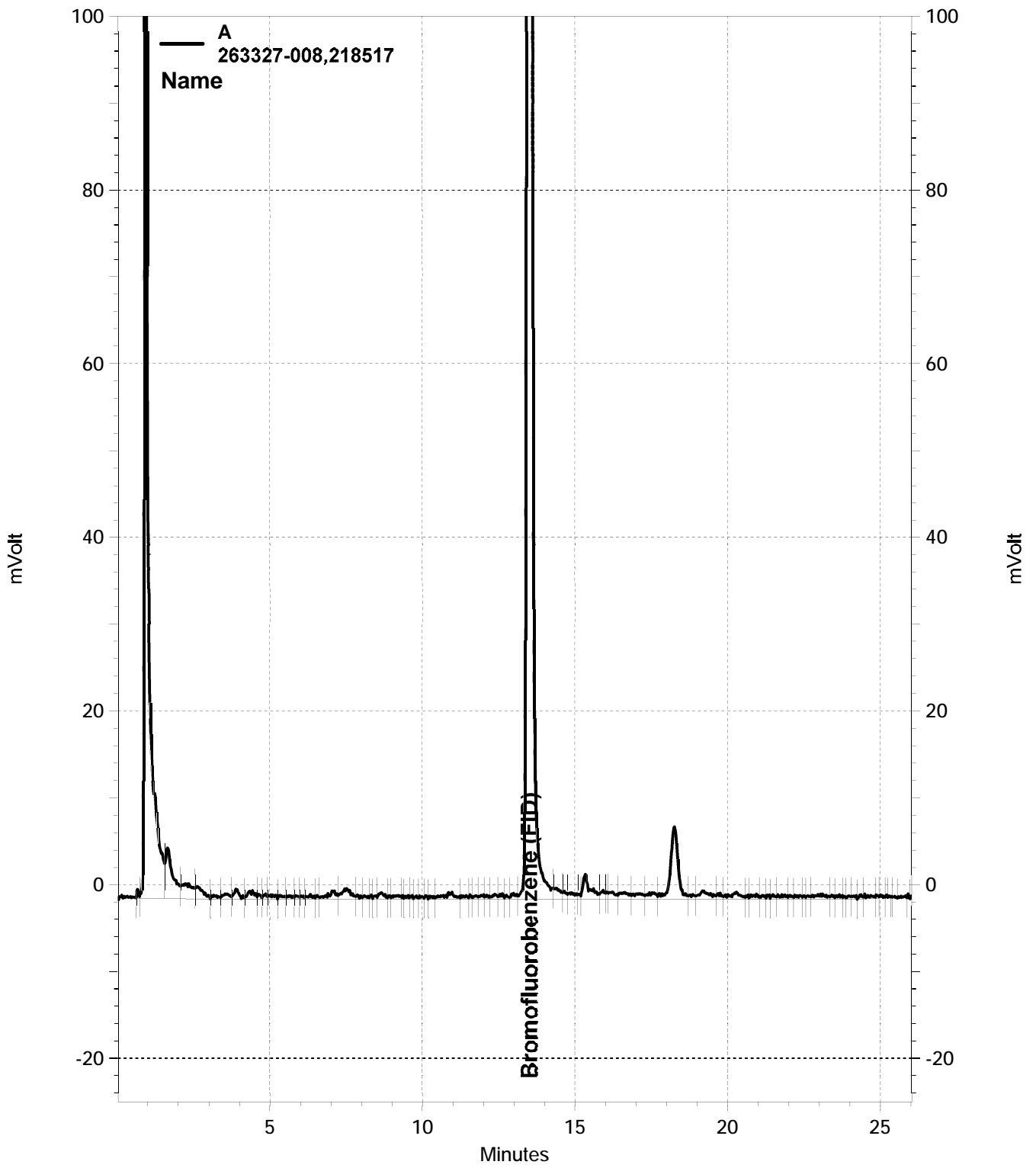
Type: MSD Lab ID: QC769843

Analyte	Spiked	Result	%REC	Limits	RPD	Lim
Gasoline C7-C12	2,000	1,866	92	74-120	3	27
Surrogate	%REC	Limits				
Bromofluorobenzene (FID)	101	77-128				

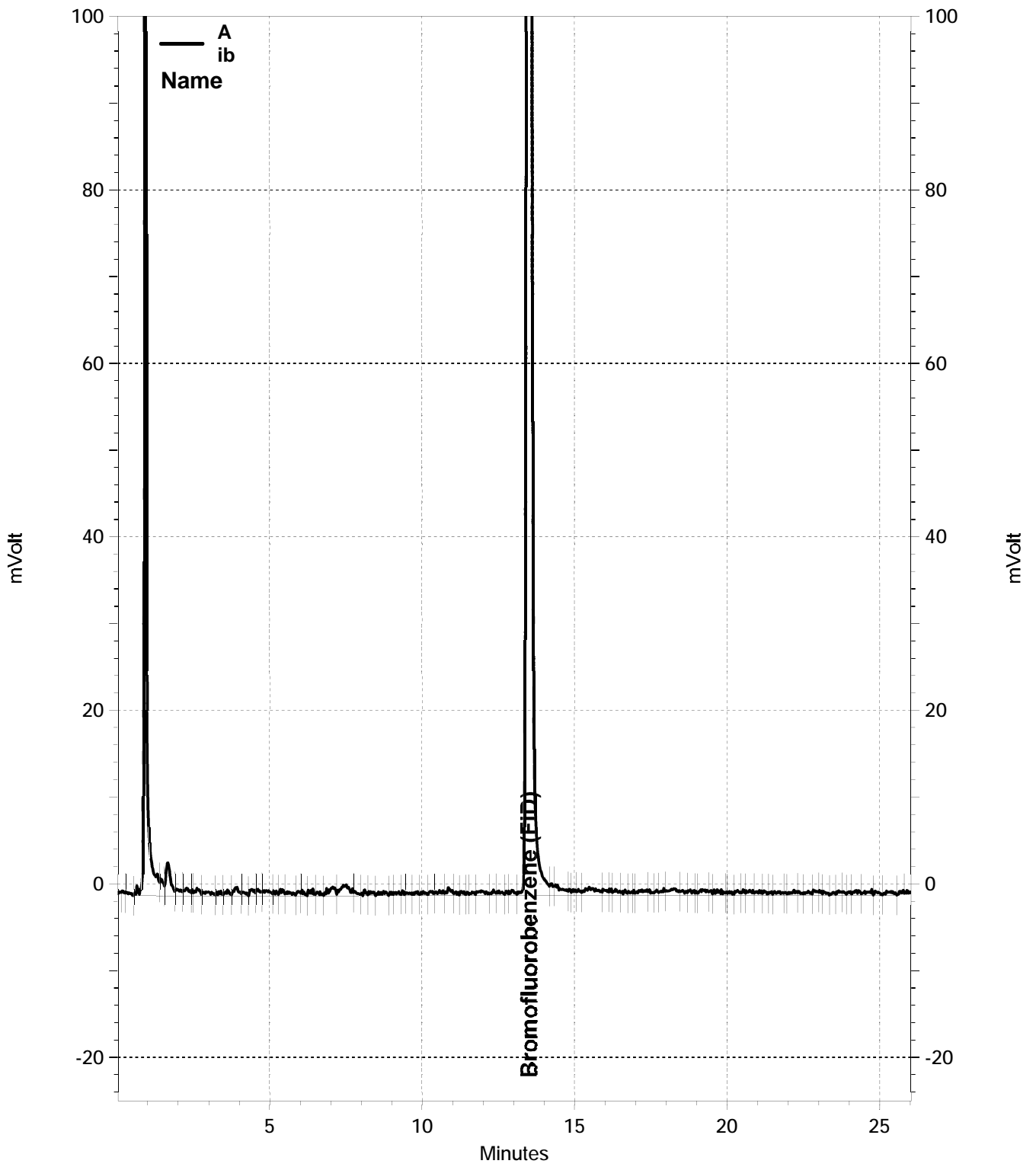
RPD= Relative Percent Difference



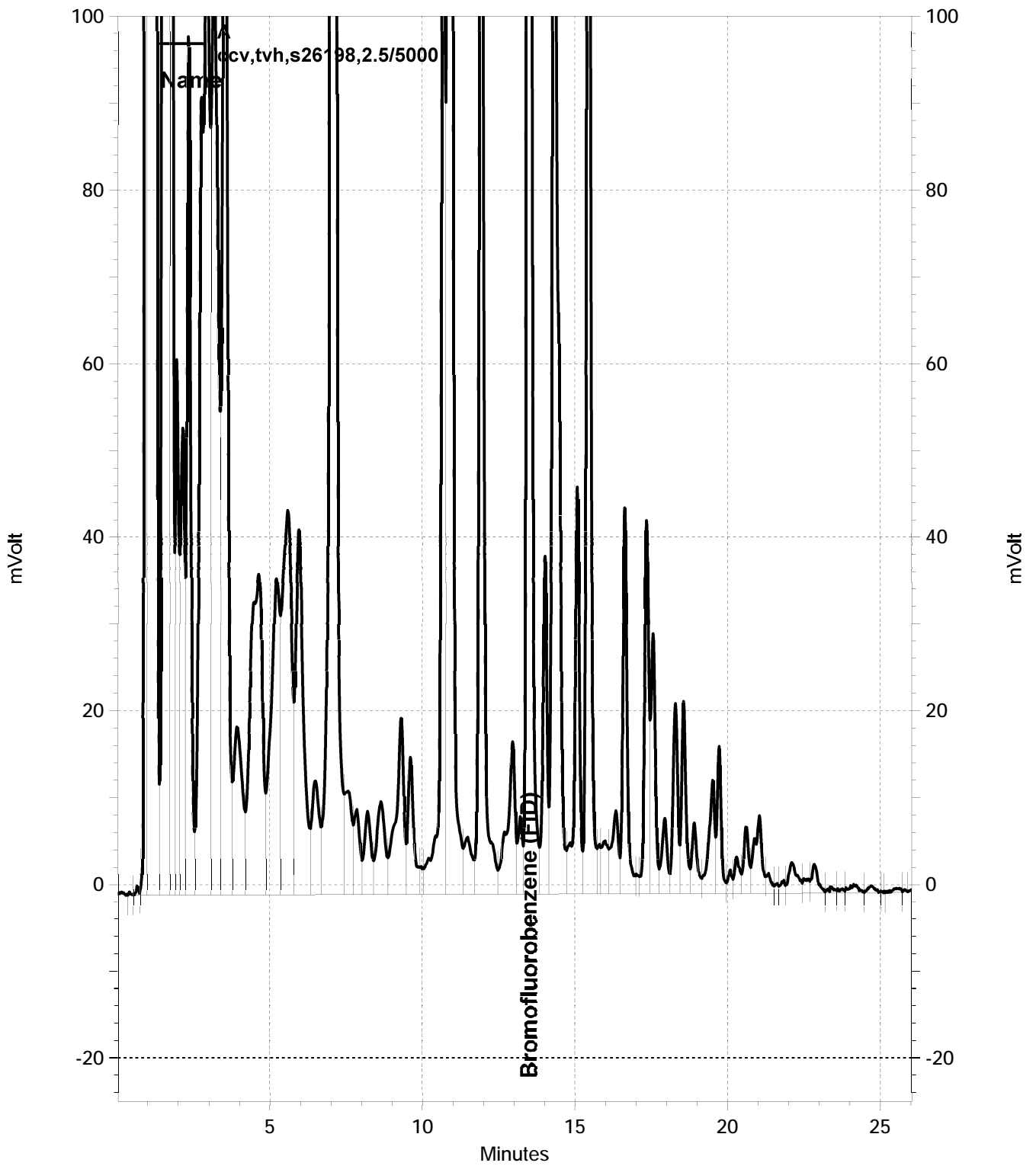
— \\Lims\gdrive\ezchrom\Projects\GC04\Data\350-013, A



— \\Lims\gdrive\ezchrom\Projects\GC04\Data\350-015, A



— \\Lims\gdrive\ezchrom\Projects\GC04\Data\350-003, A



— \\Lims\gdrive\ezchrom\Projects\GC04\Data\350-002, A

Gasoline by GC/FID (5035 Prep)			
Lab #:	263327	Location:	Port Oak CNG
Client:	Weiss Associates	Prep:	EPA 5035
Project#:	259-1971.15	Analysis:	EPA 8015B
Matrix:	Soil	Batch#:	218534
Units:	mg/Kg	Sampled:	12/12/14
Basis:	dry	Received:	12/12/14
Diln Fac:	1.000	Analyzed:	12/16/14

Field ID: CNG-B1-1' Lab ID: 263327-001
 Type: SAMPLE Moisture: 8%

Analyte	Result	RL	MDL
Gasoline C7-C12	0.027 J	0.26	0.014

Surrogate	%REC	Limits
Bromofluorobenzene (FID)	91	67-137

Field ID: CNG-B1-5' Lab ID: 263327-002
 Type: SAMPLE Moisture: 16%

Analyte	Result	RL	MDL
Gasoline C7-C12	ND	0.21	0.011

Surrogate	%REC	Limits
Bromofluorobenzene (FID)	92	67-137

Field ID: CNG-B1-7' Lab ID: 263327-003
 Type: SAMPLE Moisture: 19%

Analyte	Result	RL	MDL
Gasoline C7-C12	0.015 J	0.18	0.0097

Surrogate	%REC	Limits
Bromofluorobenzene (FID)	89	67-137

Field ID: CNG-B2-1' Lab ID: 263327-005
 Type: SAMPLE Moisture: 9%

Analyte	Result	RL	MDL
Gasoline C7-C12	0.028 J	0.23	0.012

Surrogate	%REC	Limits
Bromofluorobenzene (FID)	94	67-137

Field ID: CNG-B2-5' Lab ID: 263327-006
 Type: SAMPLE Moisture: 14%

Analyte	Result	RL	MDL
Gasoline C7-C12	0.015 J	0.17	0.0092

Surrogate	%REC	Limits
Bromofluorobenzene (FID)	91	67-137

J= Estimated value
 ND= Not Detected at or above MDL
 RL= Reporting Limit
 MDL= Method Detection Limit

Gasoline by GC/FID (5035 Prep)			
Lab #:	263327	Location:	Port Oak CNG
Client:	Weiss Associates	Prep:	EPA 5035
Project#:	259-1971.15	Analysis:	EPA 8015B
Matrix:	Soil	Batch#:	218534
Units:	mg/Kg	Sampled:	12/12/14
Basis:	dry	Received:	12/12/14
Diln Fac:	1.000	Analyzed:	12/16/14

Field ID: CNG-B2-7' Lab ID: 263327-007
 Type: SAMPLE Moisture: 15%

Analyte	Result	RL	MDL
Gasoline C7-C12	0.016 J	0.25	0.013

Surrogate	%REC	Limits
Bromofluorobenzene (FID)	80	67-137

Type: BLANK Lab ID: QC769909

Analyte	Result	RL	MDL
Gasoline C7-C12	ND	0.20	0.011

Surrogate	%REC	Limits
Bromofluorobenzene (FID)	80	67-137

J= Estimated value
 ND= Not Detected at or above MDL
 RL= Reporting Limit
 MDL= Method Detection Limit

Batch QC Report

Gasoline by GC/FID (5035 Prep)			
Lab #:	263327	Location:	Port Oak CNG
Client:	Weiss Associates	Prep:	EPA 5035
Project#:	259-1971.15	Analysis:	EPA 8015B
Matrix:	Soil	Batch#:	218534
Units:	mg/Kg	Analyzed:	12/16/14
Diln Fac:	1.000		

Type: BS Lab ID: QC769907

Analyte	Spiked	Result	%REC	Limits
Gasoline C7-C12	1.000	0.8789	88	80-120

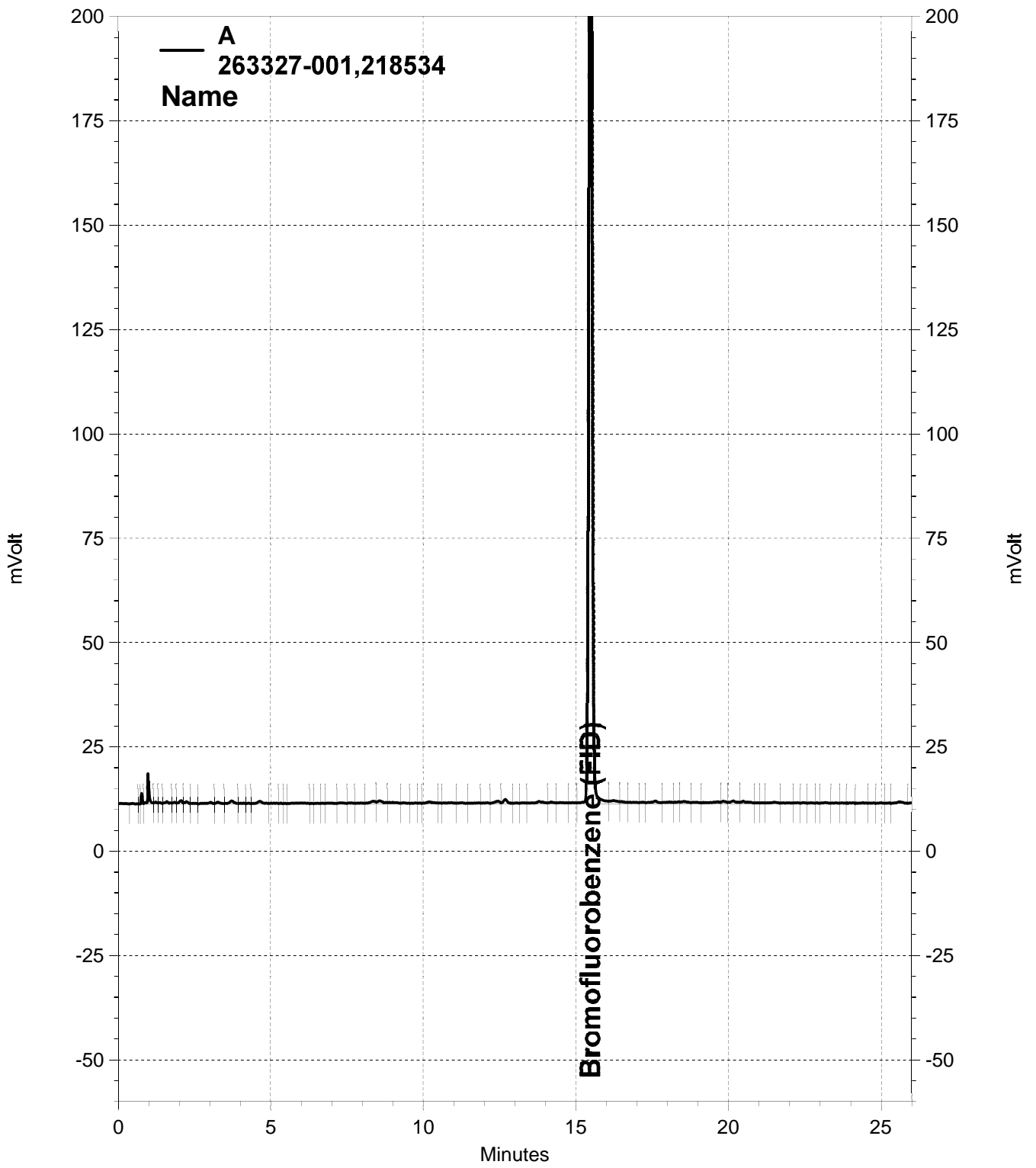
Surrogate	%REC	Limits
Bromofluorobenzene (FID)	86	67-137

Type: BSD Lab ID: QC769908

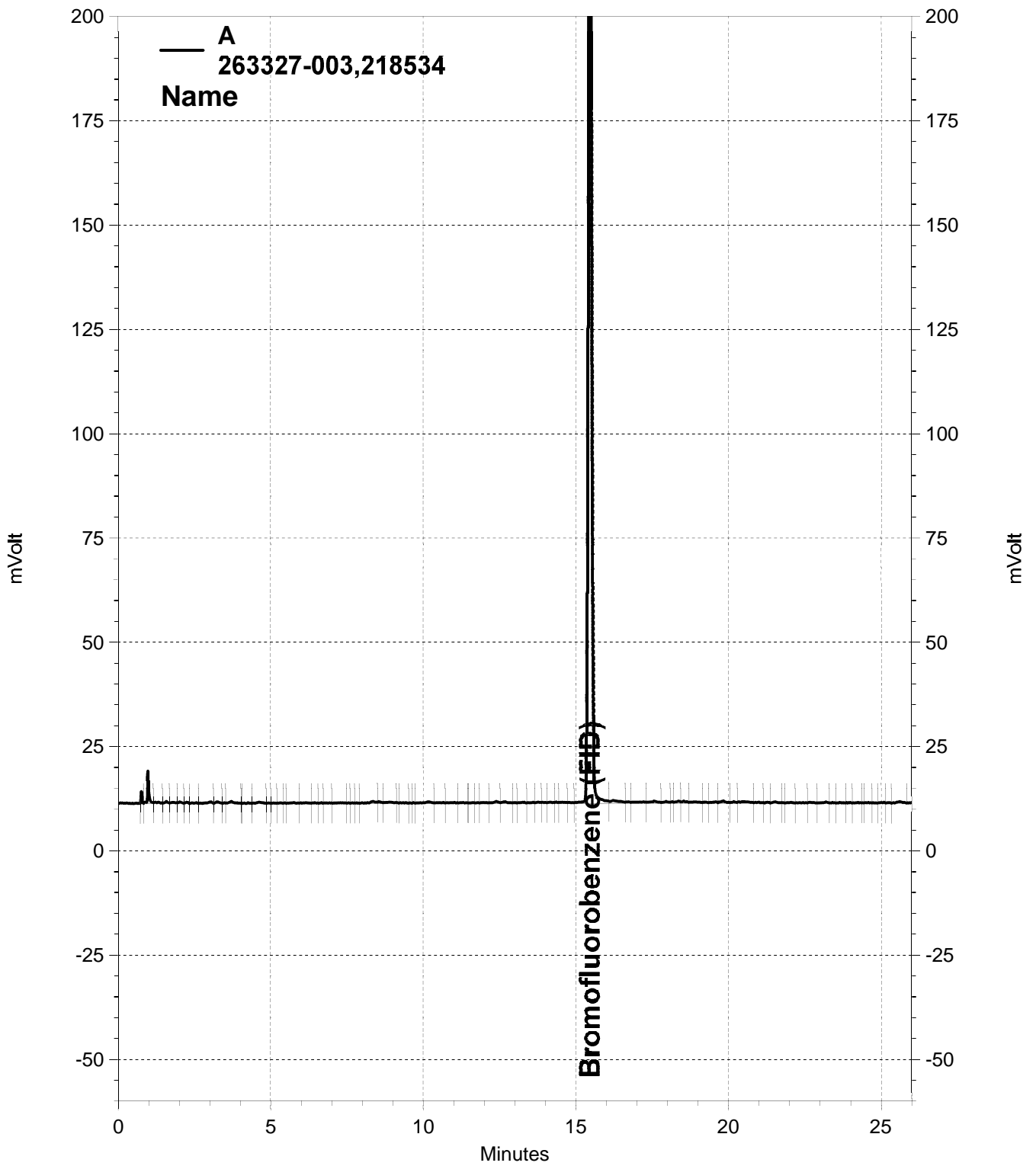
Analyte	Spiked	Result	%REC	Limits	RPD	Lim
Gasoline C7-C12	2.000	1.750	88	80-120	0	20

Surrogate	%REC	Limits
Bromofluorobenzene (FID)	92	67-137

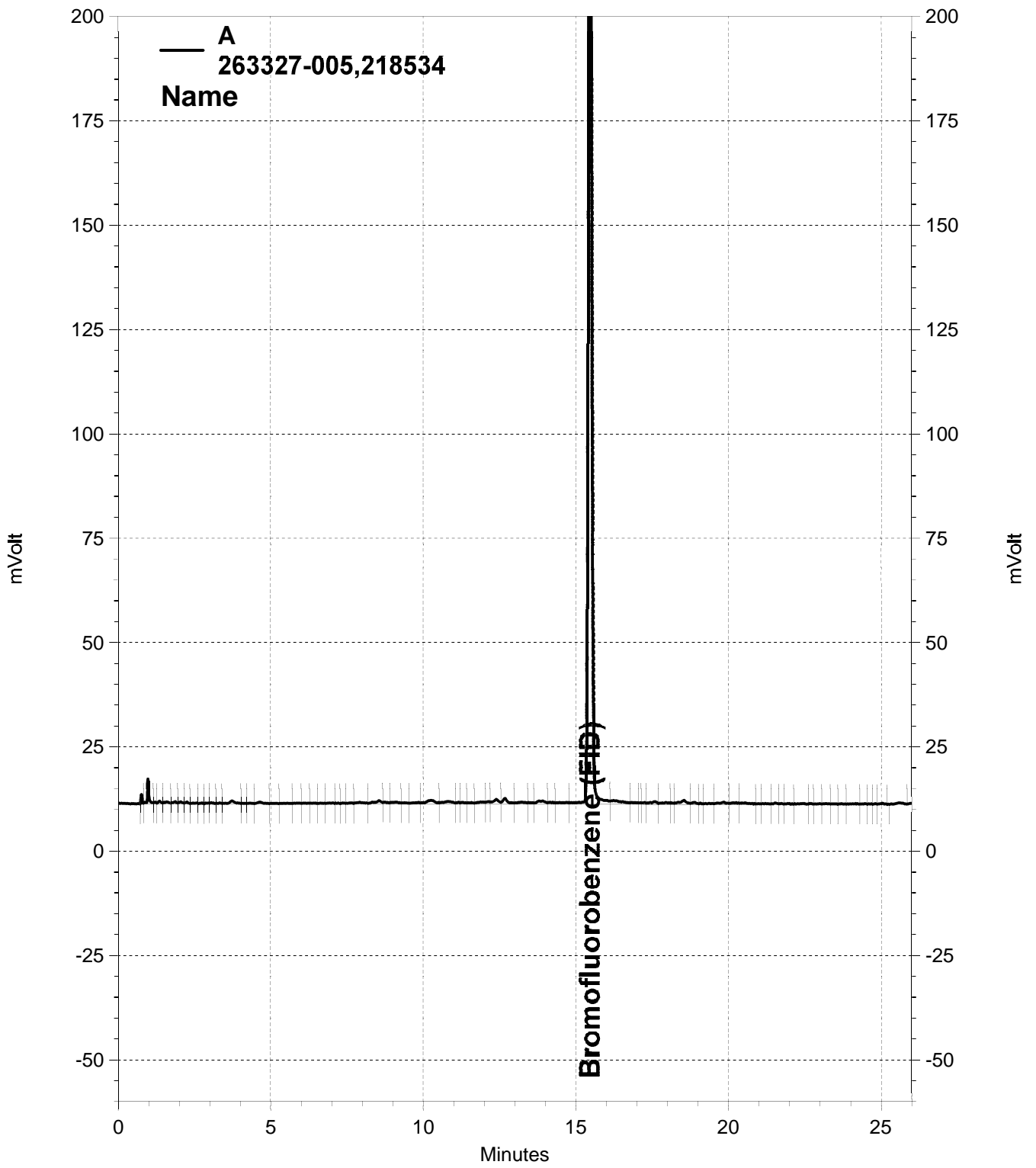
RPD= Relative Percent Difference



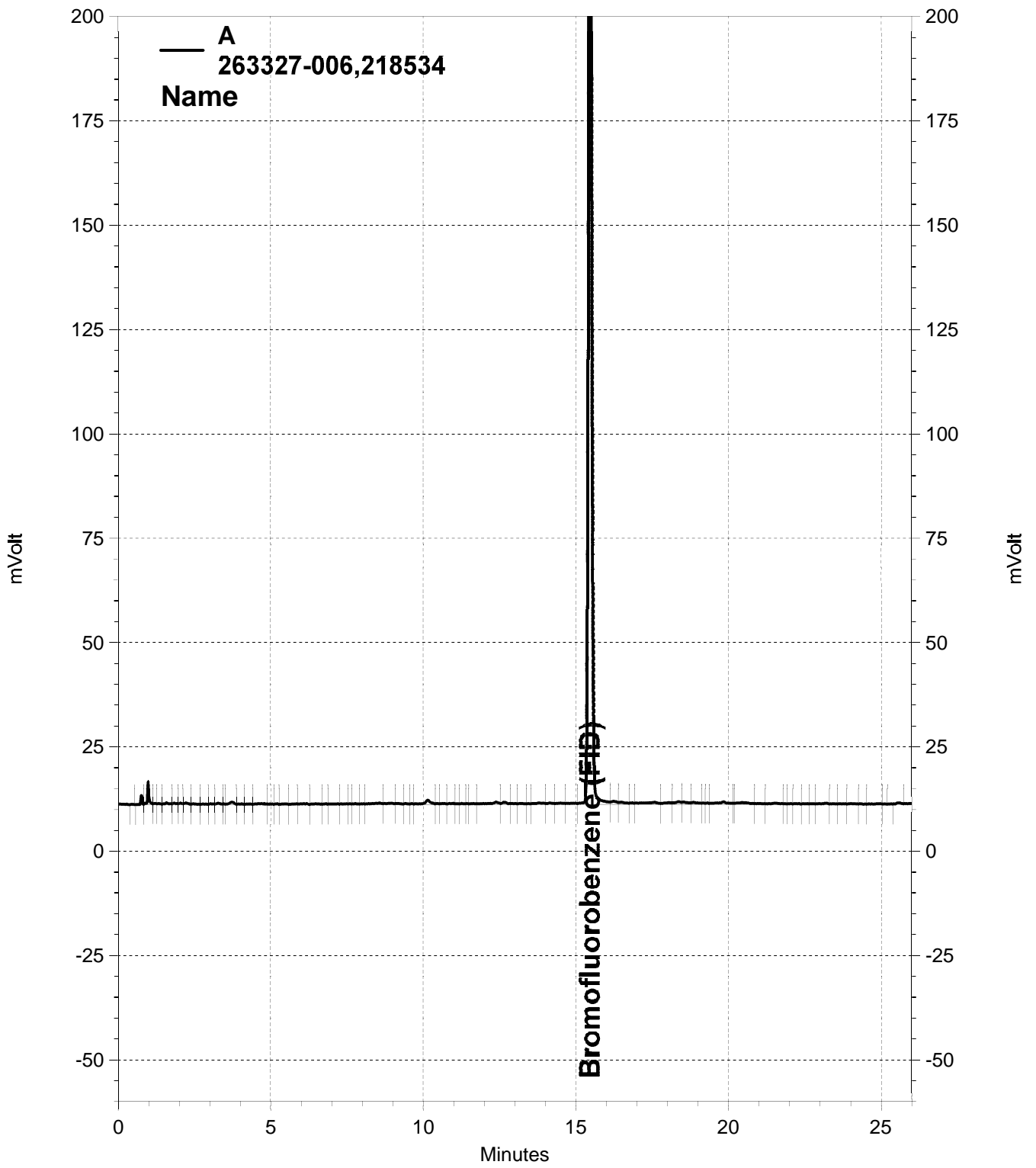
— \\Lims\gdrive\ezchrom\Projects\GC07\Data\350-008, A



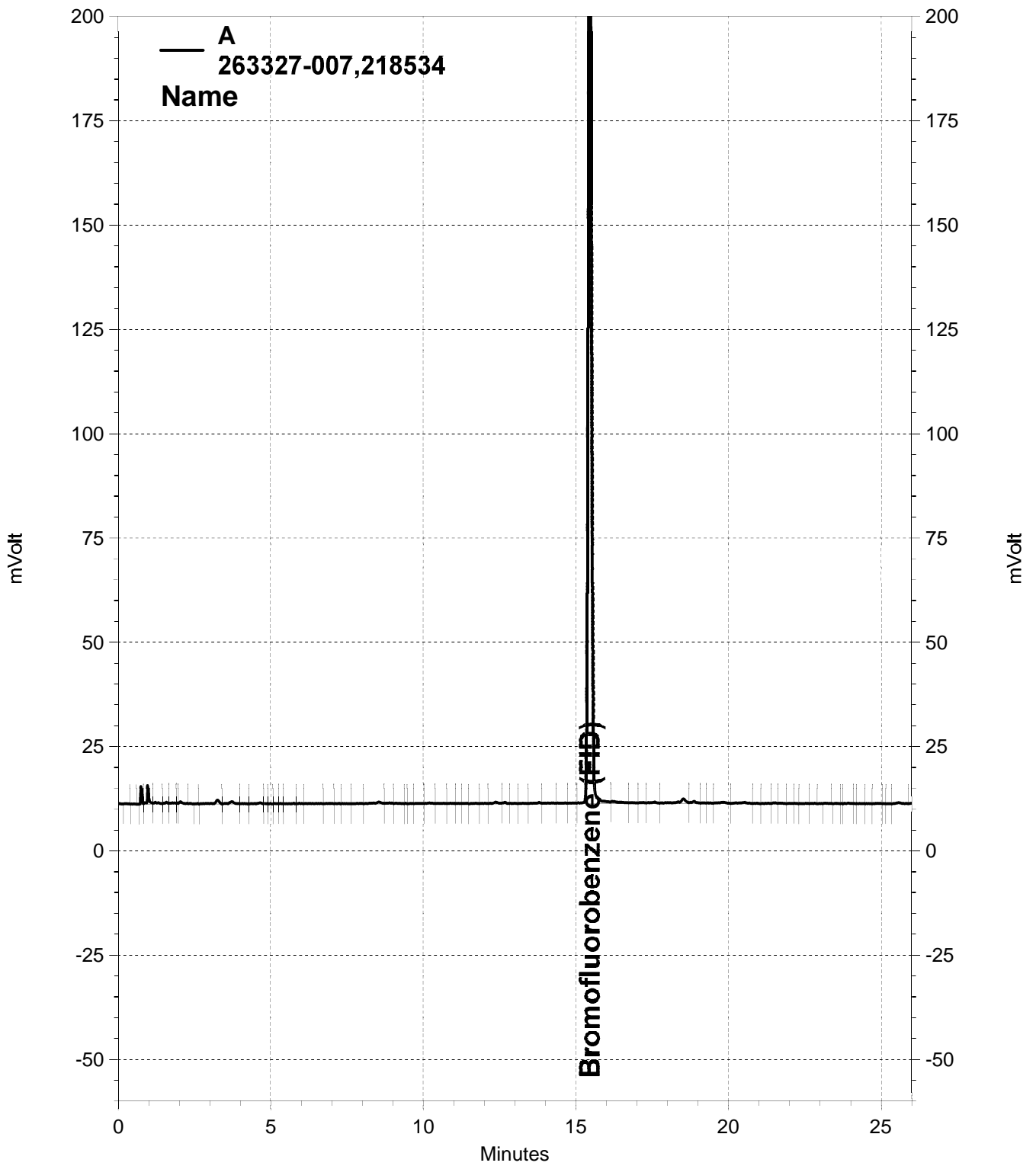
— \\Lims\gdrive\ezchrom\Projects\GC07\Data\350-010, A



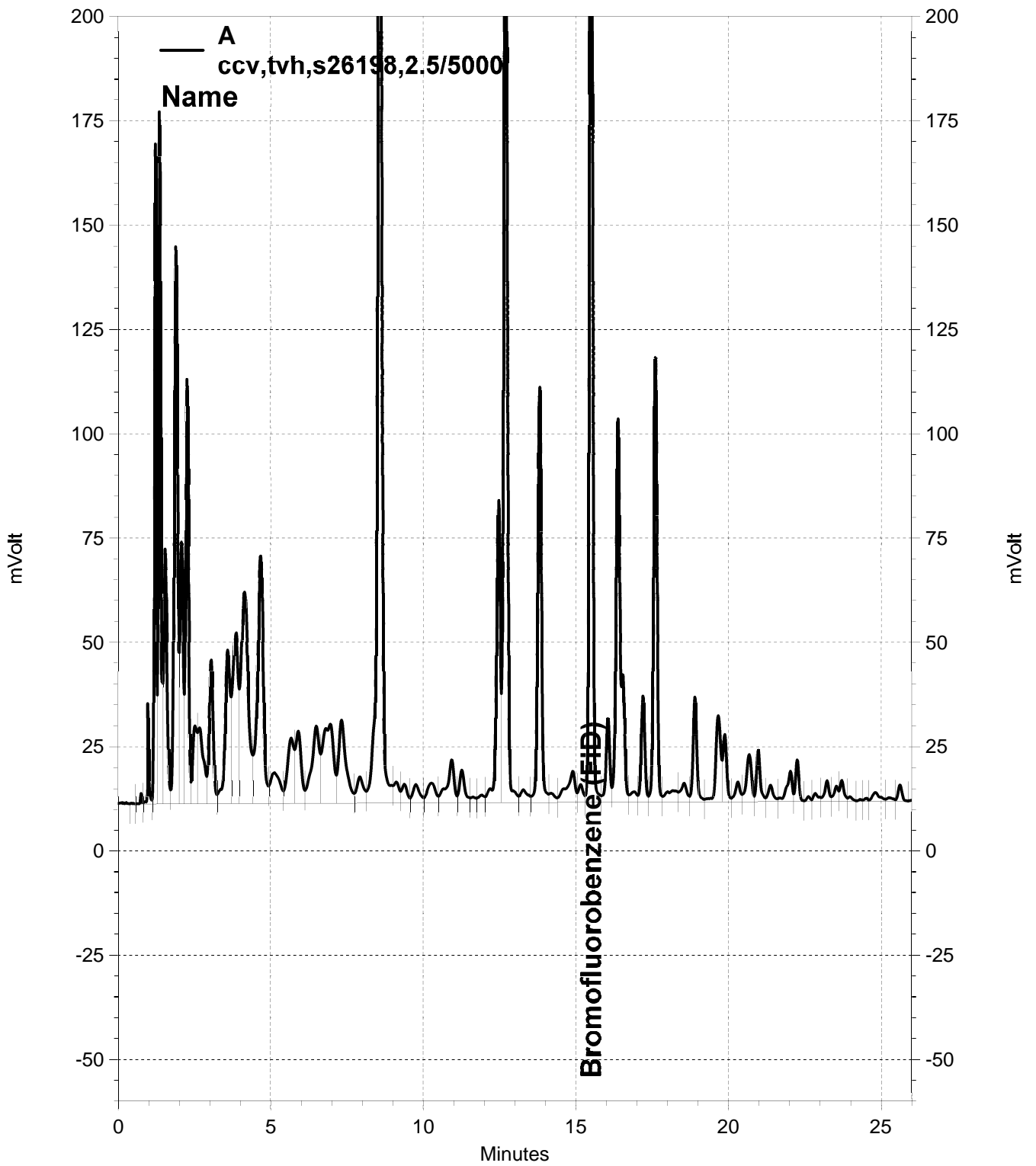
— \\Lims\gdrive\ezchrom\Projects\GC07\Data\350-011, A



— \\Lims\gdrive\ezchrom\Projects\GC07\Data\350-012, A



— \\Lims\gdrive\ezchrom\Projects\GC07\Data\350-013, A



— \\Lims\gdrive\ezchrom\Projects\GC07\Data\350-003, A

Total Extractable Hydrocarbons			
Lab #:	263327	Location:	Port Oak CNG
Client:	Weiss Associates	Prep:	EPA 3520C
Project#:	259-1971.15	Analysis:	EPA 8015B
Matrix:	Water	Sampled:	12/12/14
Units:	ug/L	Received:	12/12/14
Diln Fac:	1.000	Prepared:	12/17/14
Batch#:	218603		

Field ID: CNG-B1-W
Type: SAMPLE

Lab ID: 263327-004
Cleanup Method: EPA 3630C

Analyte	Result	RL	MDL	Analyzed
Diesel C10-C24	79 Y	50	16	12/18/14
Diesel C10-C24 (SGCU)	ND	50	16	01/06/15
Motor Oil C24-C36	130 J	300	96	12/18/14
Motor Oil C24-C36 (SGCU)	ND	300	96	01/06/15

Surrogate	%REC	Limits	Analyzed
o-Terphenyl	96	66-129	12/18/14
o-Terphenyl (SGCU)	129	66-129	01/06/15

Field ID: CNG-B2-W
Type: SAMPLE

Lab ID: 263327-008
Cleanup Method: EPA 3630C

Analyte	Result	RL	MDL	Analyzed
Diesel C10-C24	200 Y	50	16	12/18/14
Diesel C10-C24 (SGCU)	ND	50	16	01/06/15
Motor Oil C24-C36	230 J	300	96	12/18/14
Motor Oil C24-C36 (SGCU)	ND	300	96	01/06/15

Surrogate	%REC	Limits	Analyzed
o-Terphenyl	94	66-129	12/18/14
o-Terphenyl (SGCU)	110	66-129	01/06/15

Type: BLANK
Lab ID: QC770204

Analyzed: 12/18/14
Cleanup Method: EPA 3630C

Analyte	Result	RL	MDL
Diesel C10-C24	ND	50	16
Diesel C10-C24 (SGCU)	ND	50	16
Motor Oil C24-C36	ND	300	96
Motor Oil C24-C36 (SGCU)	ND	300	96

Surrogate	%REC	Limits
o-Terphenyl	109	66-129
o-Terphenyl (SGCU)	91	66-129

J= Estimated value
Y= Sample exhibits chromatographic pattern which does not resemble standard
ND= Not Detected
RL= Reporting Limit
MDL= Method Detection Limit
SGCU= Silica gel cleanup

Batch QC Report

Total Extractable Hydrocarbons			
Lab #:	263327	Location:	Port Oak CNG
Client:	Weiss Associates	Prep:	EPA 3520C
Project#:	259-1971.15	Analysis:	EPA 8015B
Matrix:	Water	Batch#:	218603
Units:	ug/L	Prepared:	12/17/14
Diln Fac:	1.000	Analyzed:	12/18/14

Type: BS Cleanup Method: EPA 3630C
 Lab ID: QC770205

Analyte	Spiked	Result	%REC	Limits
Diesel C10-C24	2,500	2,291	92	61-120
Diesel C10-C24 (SGCU)	2,500	2,015	81	61-120

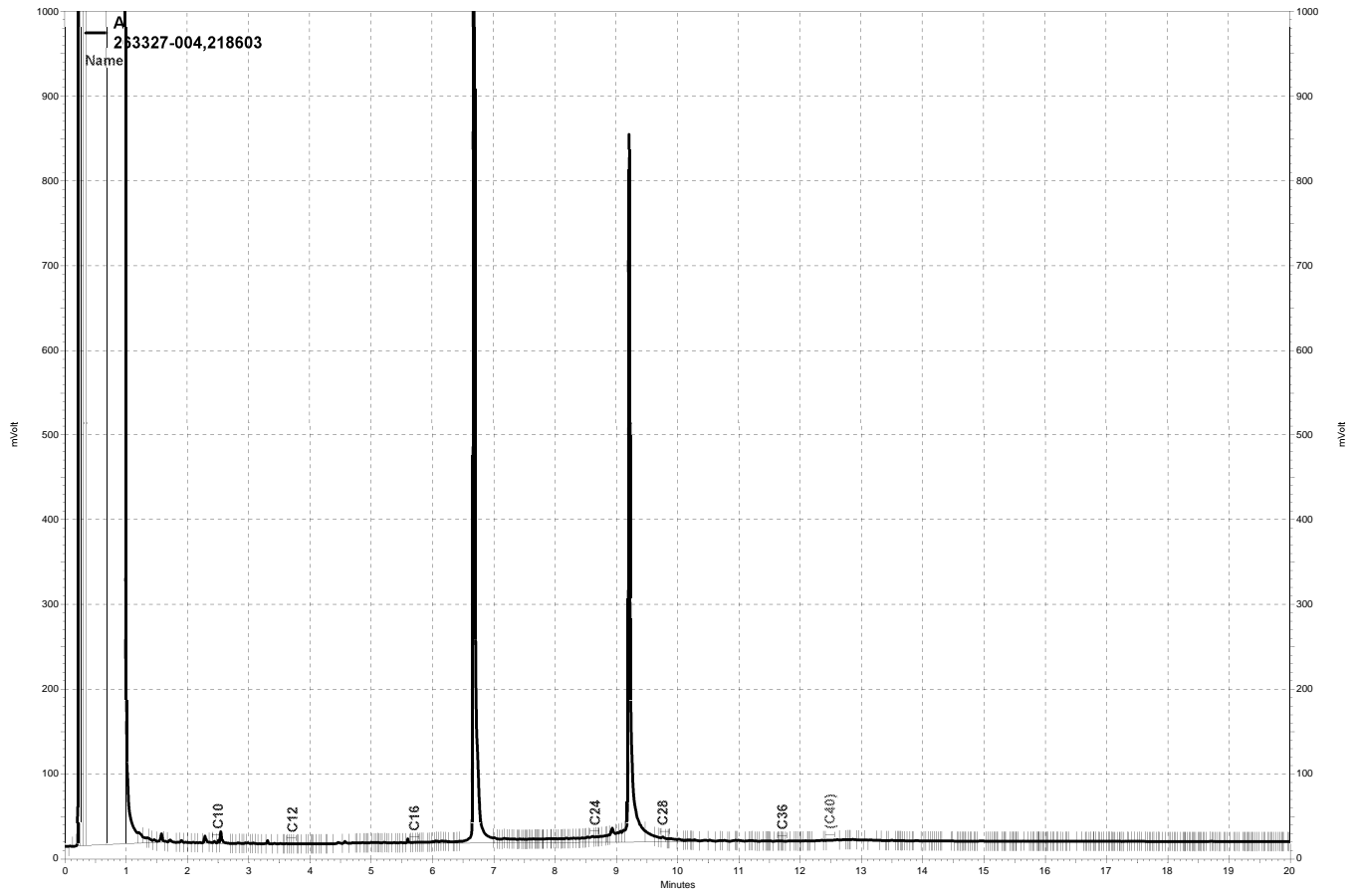
Surrogate	%REC	Limits
o-Terphenyl	110	66-129
o-Terphenyl (SGCU)	99	66-129

Type: BSD Cleanup Method: EPA 3630C
 Lab ID: QC770206

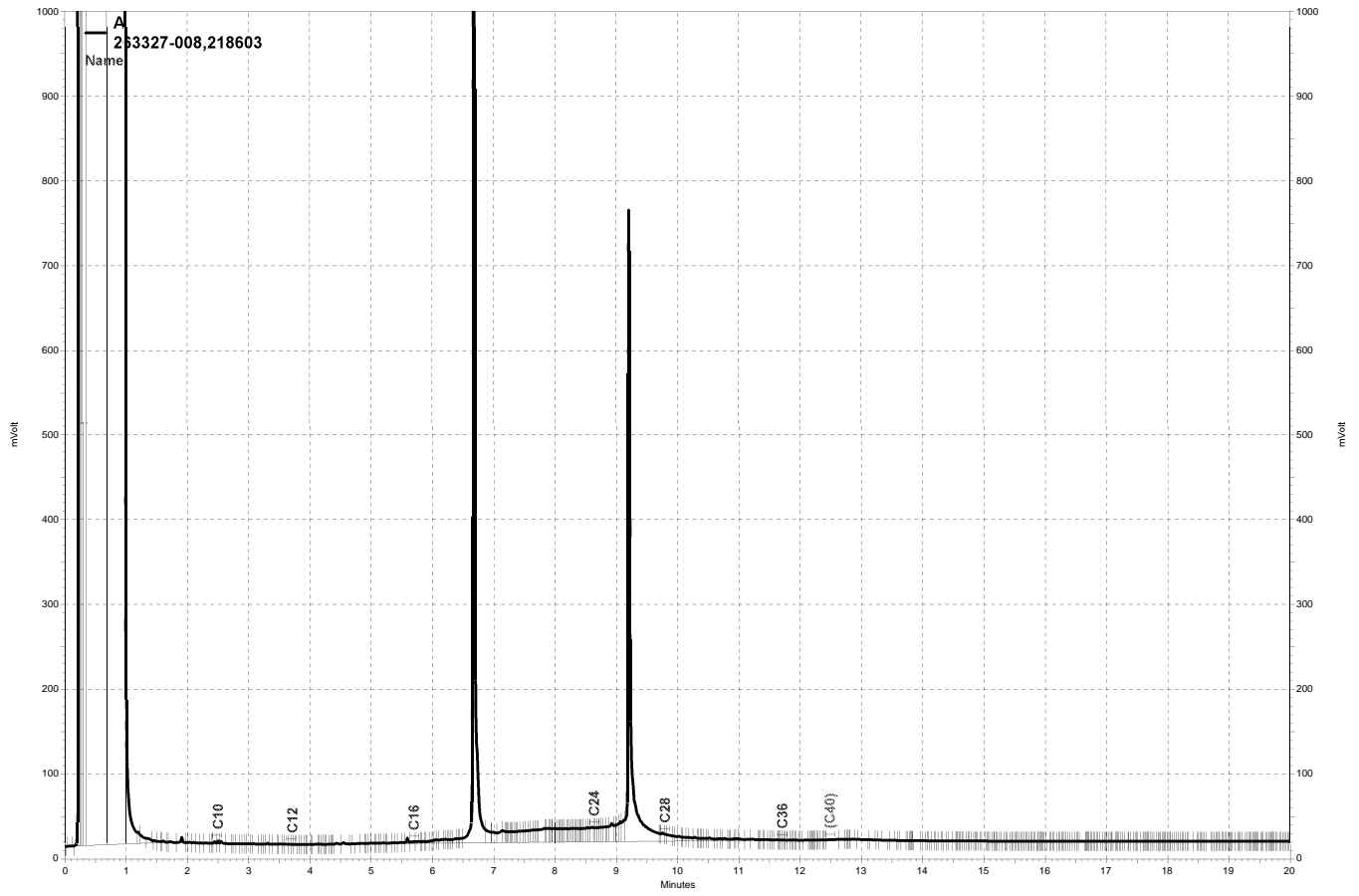
Analyte	Spiked	Result	%REC	Limits	RPD	Lim
Diesel C10-C24	2,500	2,426	97	61-120	6	45
Diesel C10-C24 (SGCU)	2,500	2,190	88	61-120	8	45

Surrogate	%REC	Limits
o-Terphenyl	111	66-129
o-Terphenyl (SGCU)	105	66-129

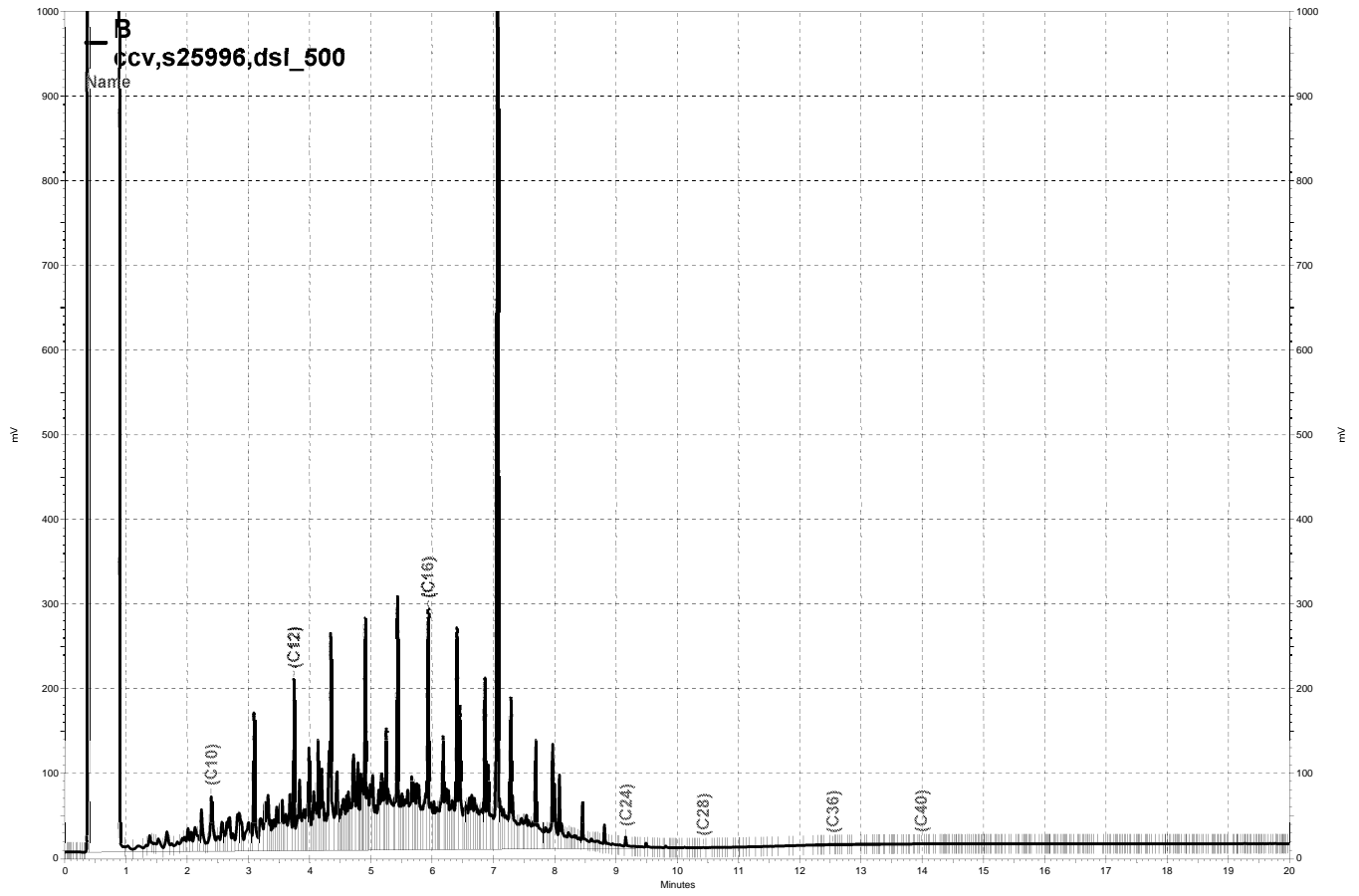
RPD= Relative Percent Difference
 SGCU= Silica gel cleanup



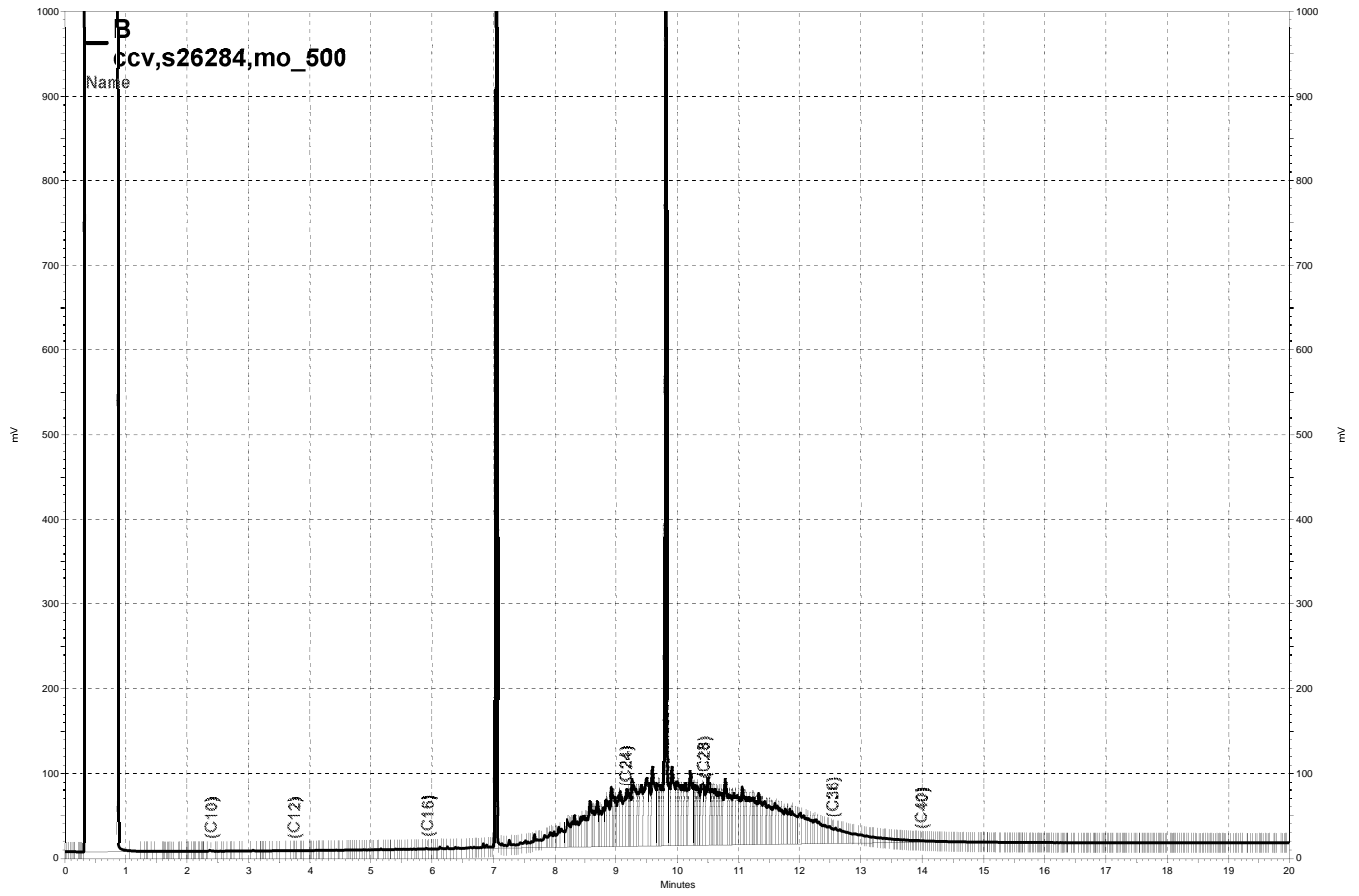
— \\Lims\gdrive\ezchrom\Projects\GC26\Data\352a017, A



— \\Lims\gdrive\ezchrom\Projects\GC26\Data\352a018, A



\\Lims\gdrive\ezchrom\Projects\GC14B\Data\005b021, B



— \\Lims\gdrive\ezchrom\Projects\GC14B\Data\005b020, B

Total Extractable Hydrocarbons			
Lab #:	263327	Location:	Port Oak CNG
Client:	Weiss Associates	Prep:	EPA 3550B
Project#:	259-1971.15	Analysis:	EPA 8015B
Matrix:	Soil	Batch#:	218565
Units:	mg/Kg	Sampled:	12/12/14
Basis:	dry	Received:	12/12/14
Diln Fac:	1.000	Prepared:	12/16/14

Field ID: CNG-B1-1'
 Type: SAMPLE
 Lab ID: 263327-001

Moisture: 8%
 Cleanup Method: EPA 3630C

Analyte	Result	RL	MDL	Analyzed
Diesel C10-C24	13	1.1	0.33	12/17/14
Diesel C10-C24 (SGCU)	11	1.1	0.33	01/05/15
Motor Oil C24-C36	18	5.5	1.7	12/17/14
Motor Oil C24-C36 (SGCU)	10	5.5	1.7	01/05/15

Surrogate	%REC	Limits	Analyzed
o-Terphenyl	104	64-136	12/17/14
o-Terphenyl (SGCU)	113	64-136	01/05/15

Field ID: CNG-B1-5'
 Type: SAMPLE
 Lab ID: 263327-002

Moisture: 16%
 Cleanup Method: EPA 3630C

Analyte	Result	RL	MDL	Analyzed
Diesel C10-C24	ND	1.2	0.37	12/17/14
Diesel C10-C24 (SGCU)	ND	1.2	0.37	01/05/15
Motor Oil C24-C36	ND	6.0	1.8	12/17/14
Motor Oil C24-C36 (SGCU)	ND	6.0	1.8	01/05/15

Surrogate	%REC	Limits	Analyzed
o-Terphenyl	88	64-136	12/17/14
o-Terphenyl (SGCU)	95	64-136	01/05/15

Field ID: CNG-B1-7'
 Type: SAMPLE
 Lab ID: 263327-003

Moisture: 19%
 Cleanup Method: EPA 3630C

Analyte	Result	RL	MDL	Analyzed
Diesel C10-C24	1.6 Y	1.2	0.38	12/17/14
Diesel C10-C24 (SGCU)	0.42 J	1.2	0.38	01/06/15
Motor Oil C24-C36	ND	6.2	1.9	12/17/14
Motor Oil C24-C36 (SGCU)	ND	6.2	1.9	01/06/15

Surrogate	%REC	Limits	Analyzed
o-Terphenyl	102	64-136	12/17/14
o-Terphenyl (SGCU)	97	64-136	01/06/15

J= Estimated value
 Y= Sample exhibits chromatographic pattern which does not resemble standard
 ND= Not Detected at or above MDL
 RL= Reporting Limit
 MDL= Method Detection Limit
 SGCU= Silica gel cleanup

Total Extractable Hydrocarbons			
Lab #:	263327	Location:	Port Oak CNG
Client:	Weiss Associates	Prep:	EPA 3550B
Project#:	259-1971.15	Analysis:	EPA 8015B
Matrix:	Soil	Batch#:	218565
Units:	mg/Kg	Sampled:	12/12/14
Basis:	dry	Received:	12/12/14
Diln Fac:	1.000	Prepared:	12/16/14

Field ID: CNG-B2-1' Moisture: 9%
 Type: SAMPLE Cleanup Method: EPA 3630C
 Lab ID: 263327-005

Analyte	Result	RL	MDL	Analyzed
Diesel C10-C24	19 Y	1.1	0.34	12/17/14
Diesel C10-C24 (SGCU)	17 Y	1.1	0.34	01/06/15
Motor Oil C24-C36	230	5.5	1.7	12/17/14
Motor Oil C24-C36 (SGCU)	160	5.5	1.7	01/06/15

Surrogate	%REC	Limits	Analyzed
o-Terphenyl	103	64-136	12/17/14
o-Terphenyl (SGCU)	100	64-136	01/06/15

Field ID: CNG-B2-5' Moisture: 14%
 Type: SAMPLE Cleanup Method: EPA 3630C
 Lab ID: 263327-006

Analyte	Result	RL	MDL	Analyzed
Diesel C10-C24	7.9 Y	1.2	0.36	12/17/14
Diesel C10-C24 (SGCU)	6.6 Y	1.2	0.36	01/06/15
Motor Oil C24-C36	77	5.8	1.8	12/17/14
Motor Oil C24-C36 (SGCU)	56	5.8	1.8	01/06/15

Surrogate	%REC	Limits	Analyzed
o-Terphenyl	100	64-136	12/17/14
o-Terphenyl (SGCU)	96	64-136	01/06/15

Field ID: CNG-B2-7' Moisture: 15%
 Type: SAMPLE Cleanup Method: EPA 3630C
 Lab ID: 263327-007

Analyte	Result	RL	MDL	Analyzed
Diesel C10-C24	3.8 Y	1.2	0.36	12/17/14
Diesel C10-C24 (SGCU)	4.1 Y	1.2	0.36	01/06/15
Motor Oil C24-C36	42	5.9	1.8	12/17/14
Motor Oil C24-C36 (SGCU)	35	5.9	1.8	01/06/15

Surrogate	%REC	Limits	Analyzed
o-Terphenyl	107	64-136	12/17/14
o-Terphenyl (SGCU)	105	64-136	01/06/15

J= Estimated value
 Y= Sample exhibits chromatographic pattern which does not resemble standard
 ND= Not Detected at or above MDL
 RL= Reporting Limit
 MDL= Method Detection Limit
 SGCU= Silica gel cleanup

Total Extractable Hydrocarbons			
Lab #:	263327	Location:	Port Oak CNG
Client:	Weiss Associates	Prep:	EPA 3550B
Project#:	259-1971.15	Analysis:	EPA 8015B
Matrix:	Soil	Batch#:	218565
Units:	mg/Kg	Sampled:	12/12/14
Basis:	dry	Received:	12/12/14
Diln Fac:	1.000	Prepared:	12/16/14

Type: BLANK Analyzed: 12/17/14
 Lab ID: QC770048 Cleanup Method: EPA 3630C

Analyte	Result	RL	MDL
Diesel C10-C24	ND	1.0	0.31
Diesel C10-C24 (SGCU)	0.41 J	1.0	0.31
Motor Oil C24-C36	ND	5.0	1.5
Motor Oil C24-C36 (SGCU)	ND	5.0	1.5

Surrogate	%REC	Limits
o-Terphenyl	95	64-136
o-Terphenyl (SGCU)	92	64-136

J= Estimated value
 Y= Sample exhibits chromatographic pattern which does not resemble standard
 ND= Not Detected at or above MDL
 RL= Reporting Limit
 MDL= Method Detection Limit
 SGCU= Silica gel cleanup

Batch QC Report

Total Extractable Hydrocarbons			
Lab #:	263327	Location:	Port Oak CNG
Client:	Weiss Associates	Prep:	EPA 3550B
Project#:	259-1971.15	Analysis:	EPA 8015B
Type:	LCS	Diln Fac:	1.000
Lab ID:	QC770049	Batch#:	218565
Matrix:	Soil	Prepared:	12/16/14
Units:	mg/Kg		

Cleanup Method: EPA 3630C

Analyte	Spiked	Result	%REC	Limits	Analyzed
Diesel C10-C24	49.83	50.70	102	61-132	01/02/15
Diesel C10-C24 (SGCU)	49.83	51.58	104	61-132	12/17/14

Surrogate	%REC	Limits	Analyzed
o-Terphenyl	110	64-136	01/02/15
o-Terphenyl (SGCU)	95	64-136	12/17/14

SGCU= Silica gel cleanup

Batch QC Report

Total Extractable Hydrocarbons			
Lab #:	263327	Location:	Port Oak CNG
Client:	Weiss Associates	Prep:	EPA 3550B
Project#:	259-1971.15	Analysis:	EPA 8015B
Field ID:	ZZZZZZZZZZ	Batch#:	218565
MSS Lab ID:	263328-001	Sampled:	12/15/14
Matrix:	Soil	Received:	12/15/14
Units:	mg/Kg	Prepared:	12/16/14
Basis:	as received	Analyzed:	12/17/14
Diln Fac:	1.000		

Type: MS Lab ID: QC770050

Analyte	MSS Result	Spiked	Result	%REC	Limits
Diesel C10-C24	7.883	49.85	59.94	104	40-146

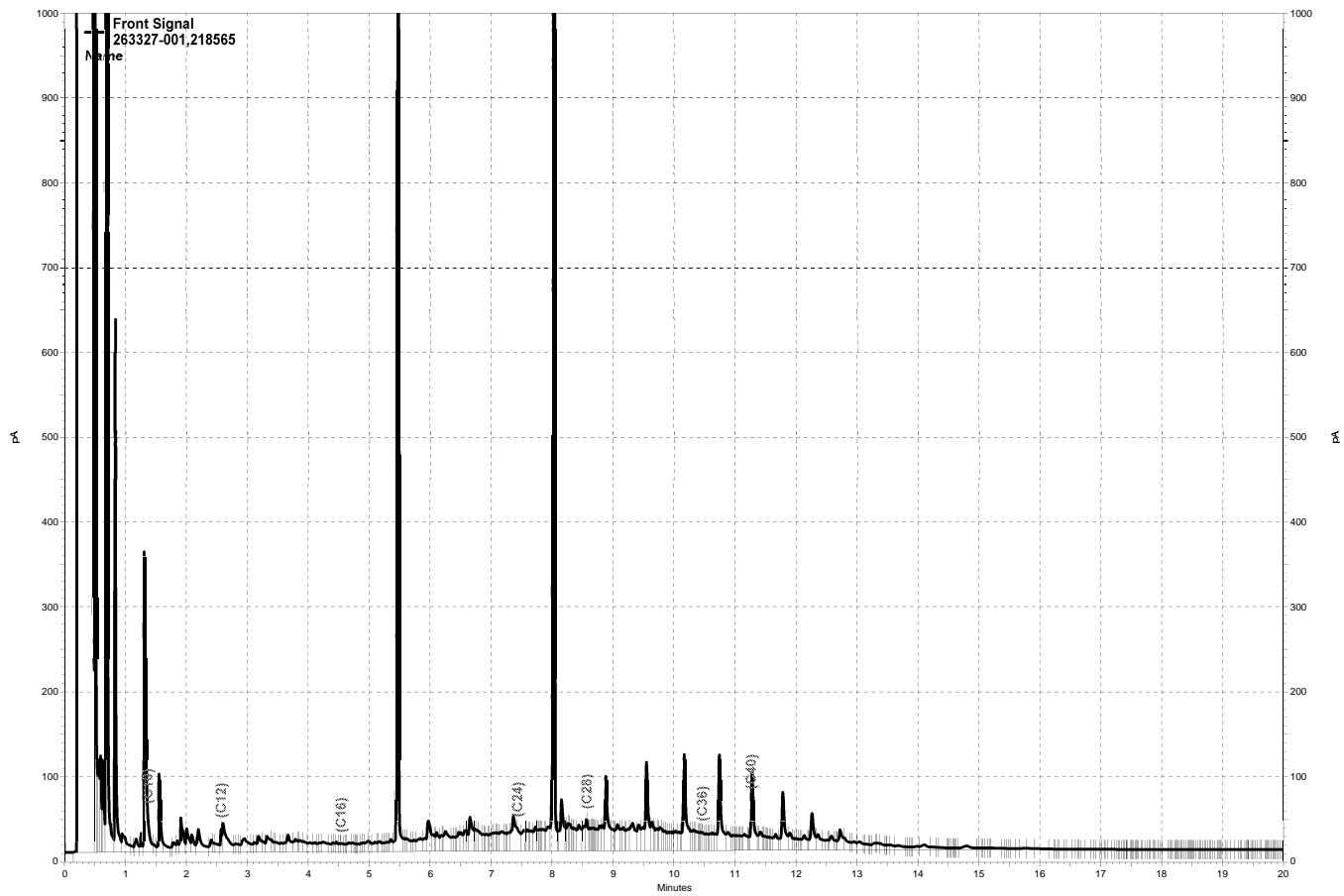
Surrogate	%REC	Limits
o-Terphenyl	98	64-136

Type: MSD Lab ID: QC770051

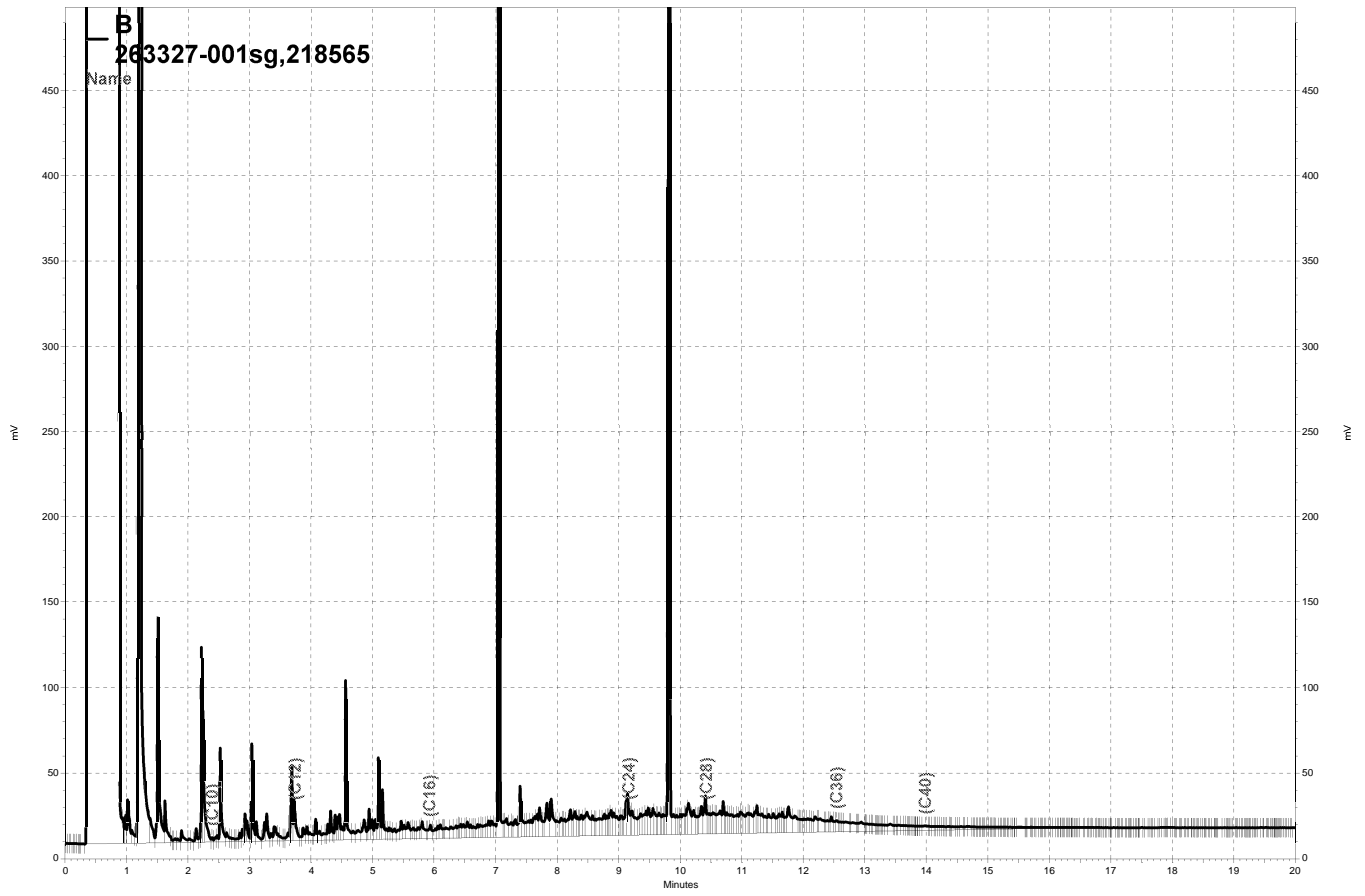
Analyte	Spiked	Result	%REC	Limits	RPD	Lim
Diesel C10-C24	50.06	53.84	92	40-146	11	56

Surrogate	%REC	Limits
o-Terphenyl	114	64-136

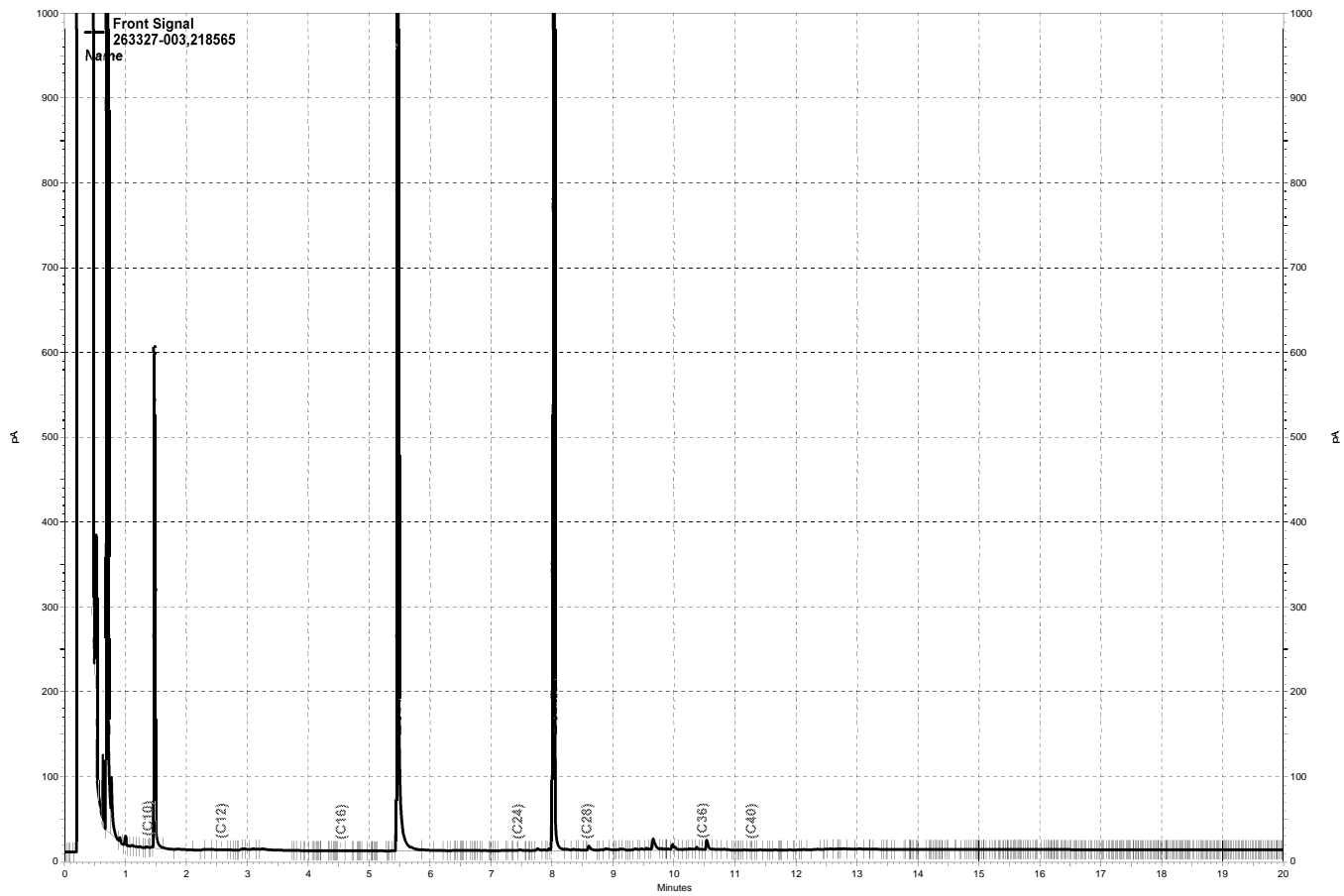
RPD= Relative Percent Difference



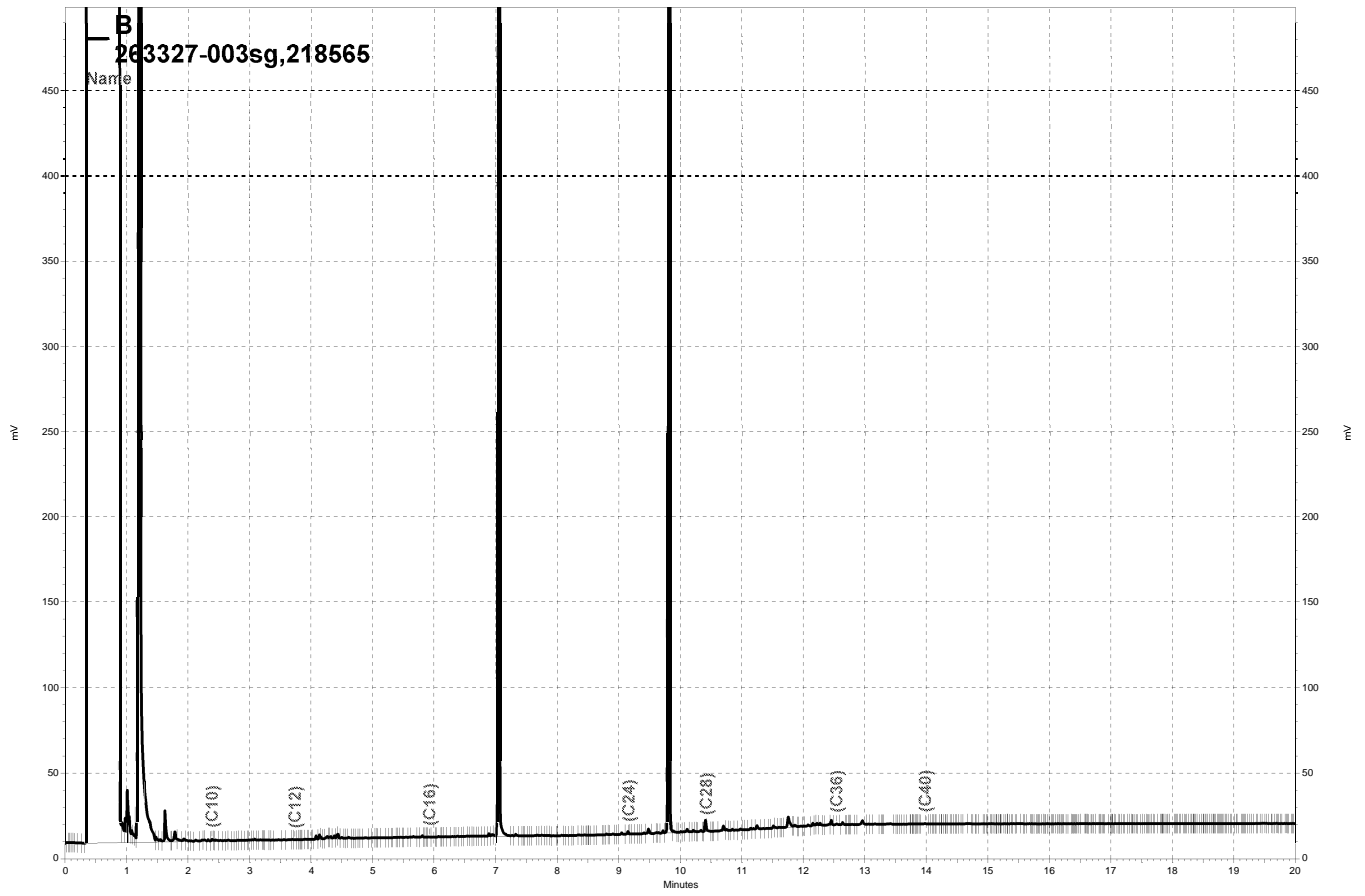
— \\lms\gdrive\ezchrom\Projects\GC27\Data\351a005.dat, Front Signal



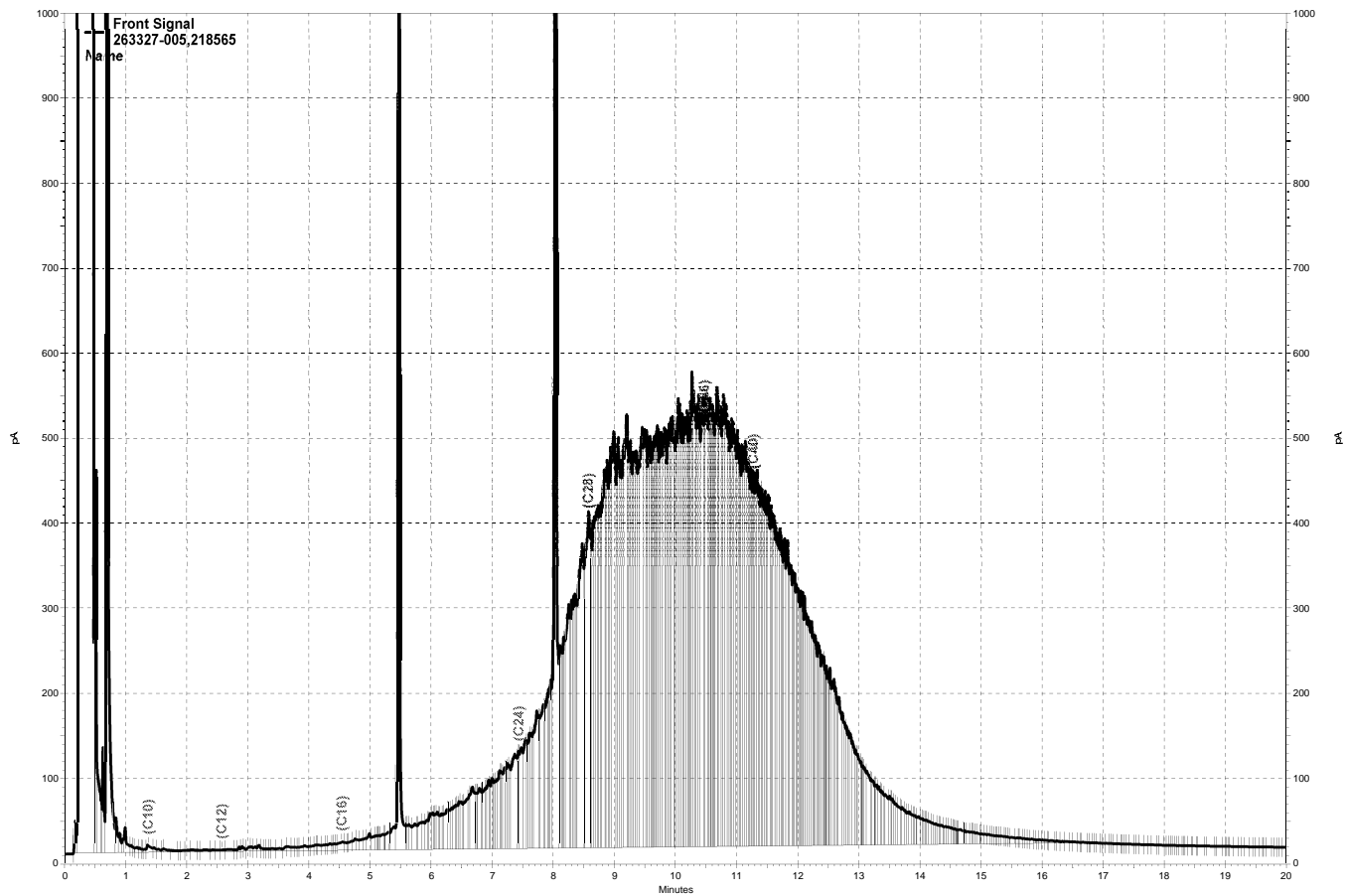
\\Lims\gdrive\ezchrom\Projects\GC14B\Data\005b024, B



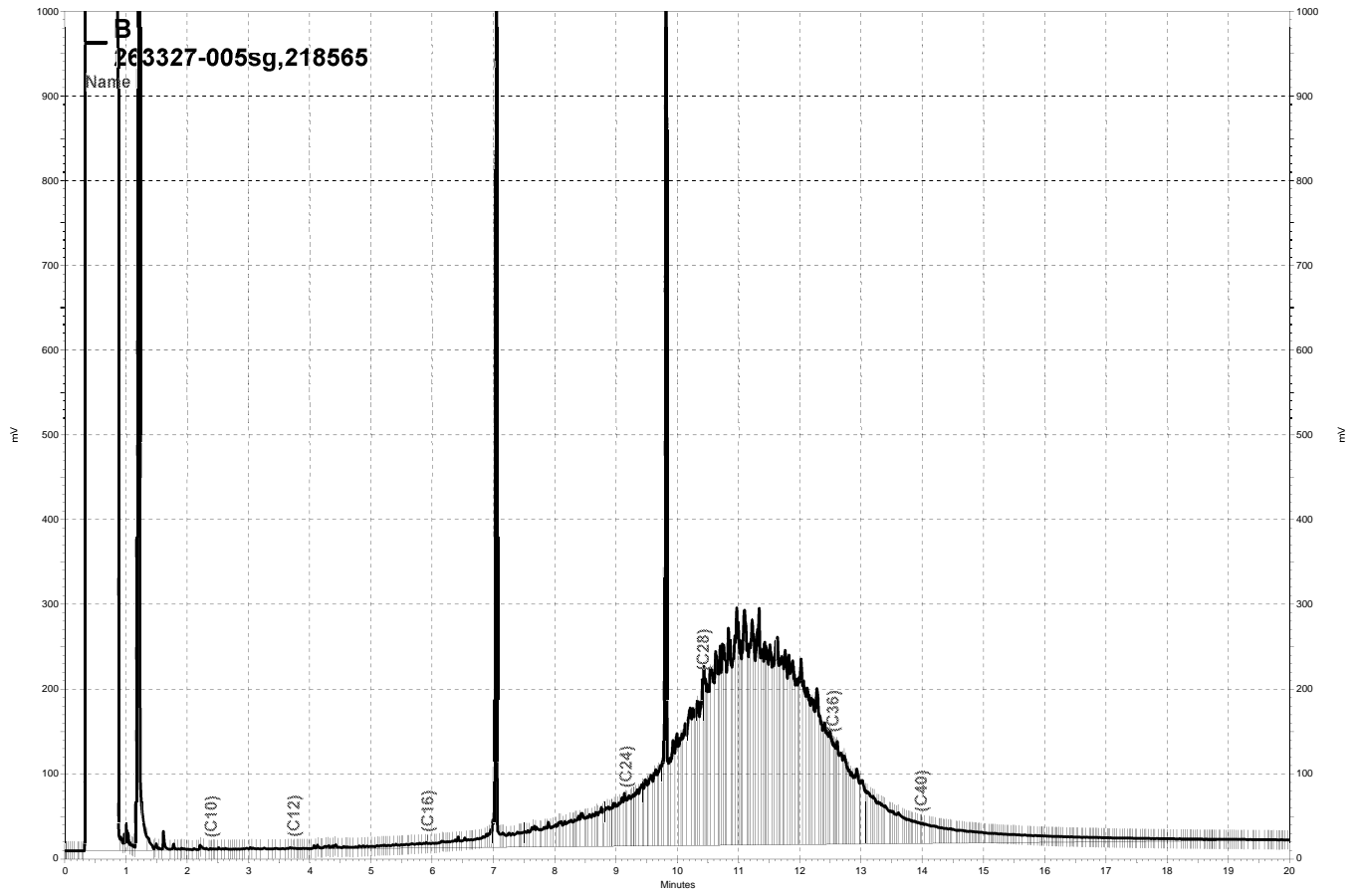
— \\lms\gdrive\ezchrom\Projects\GC27\Data\351a007.dat, Front Signal



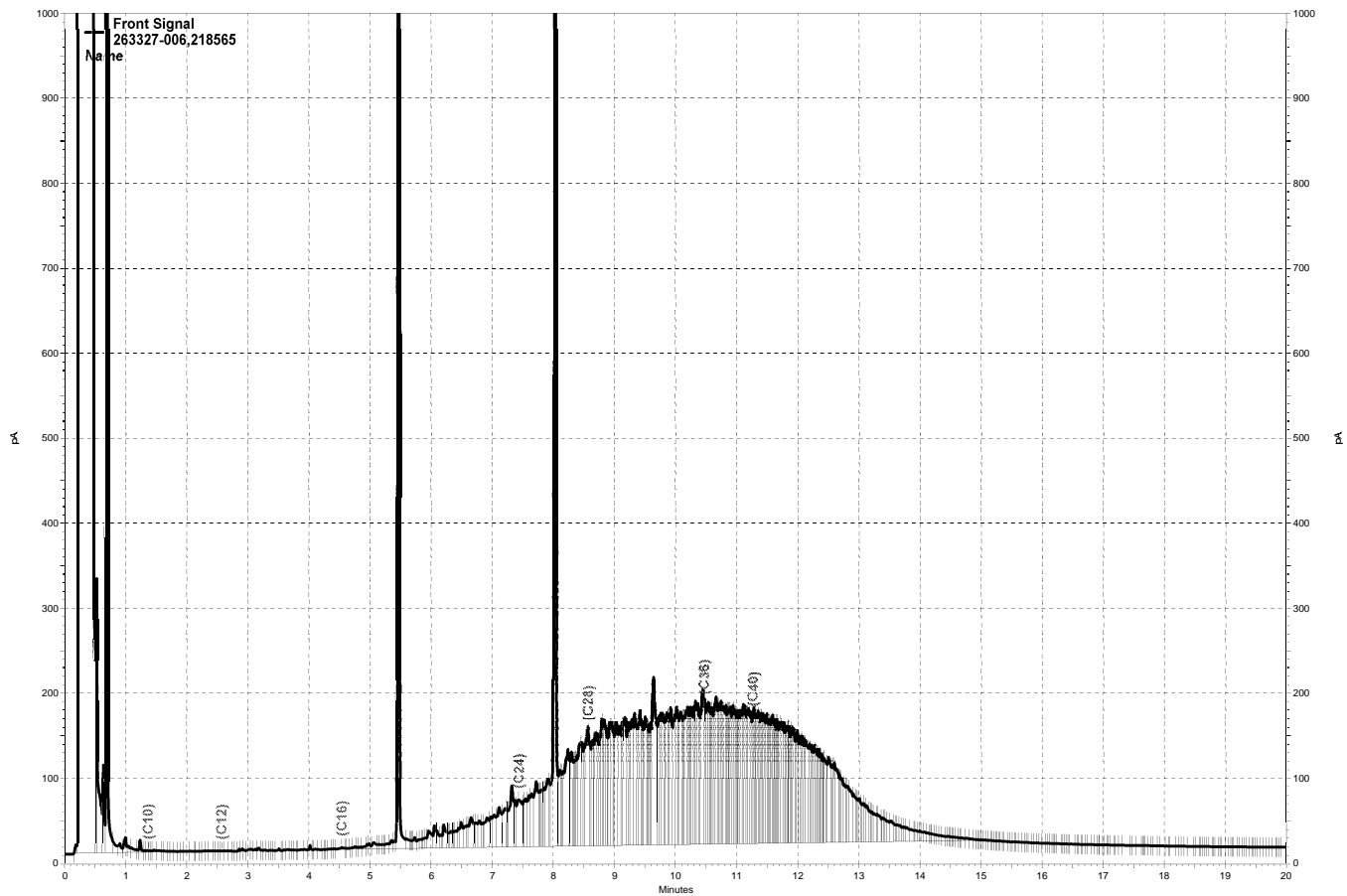
\\Lims\gdrive\ezchrom\Projects\GC14B\Data\005b026, B



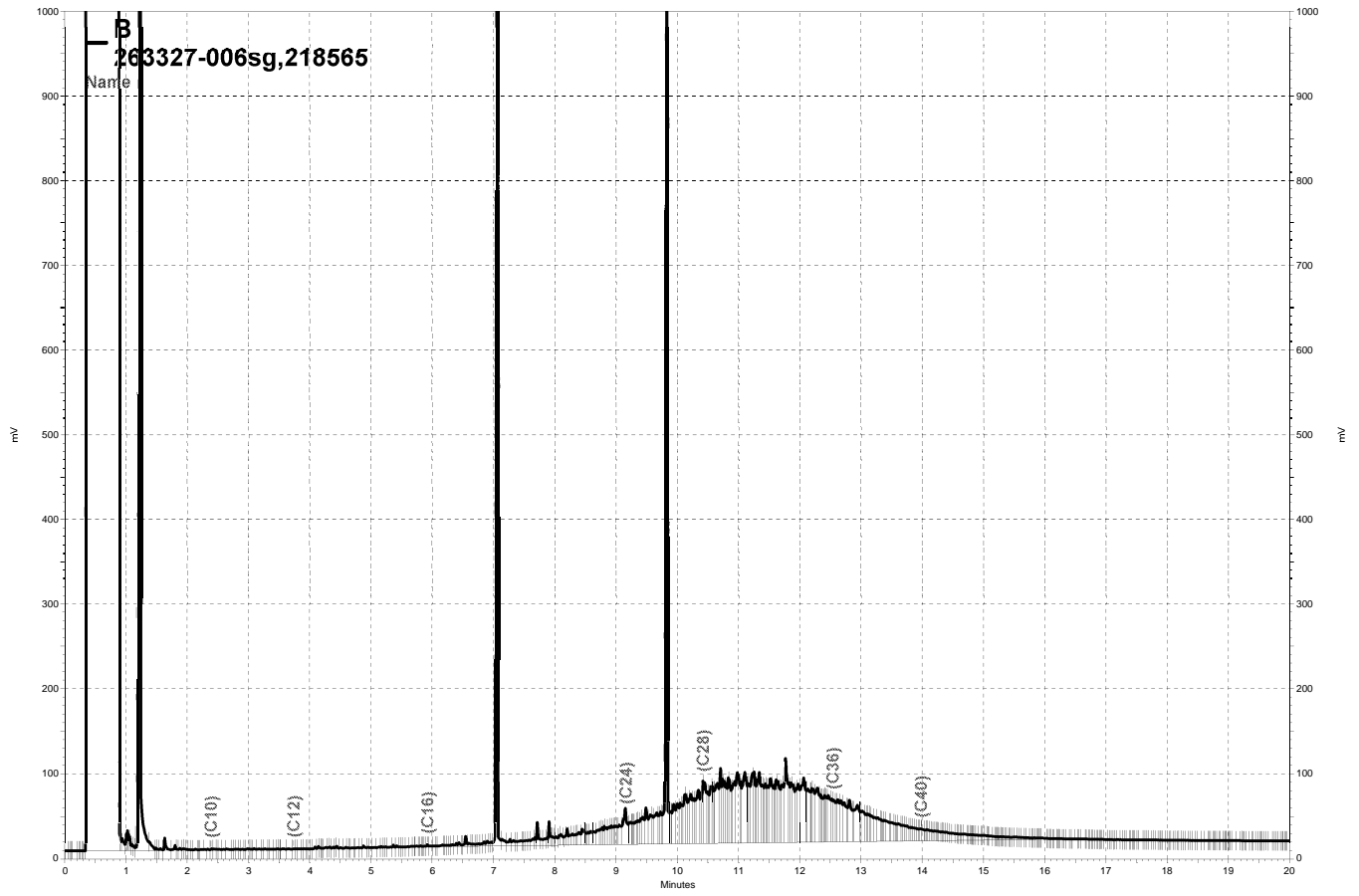
— \\lms\gdrive\ezchrom\Projects\GC27\Data\351a008.dat, Front Signal



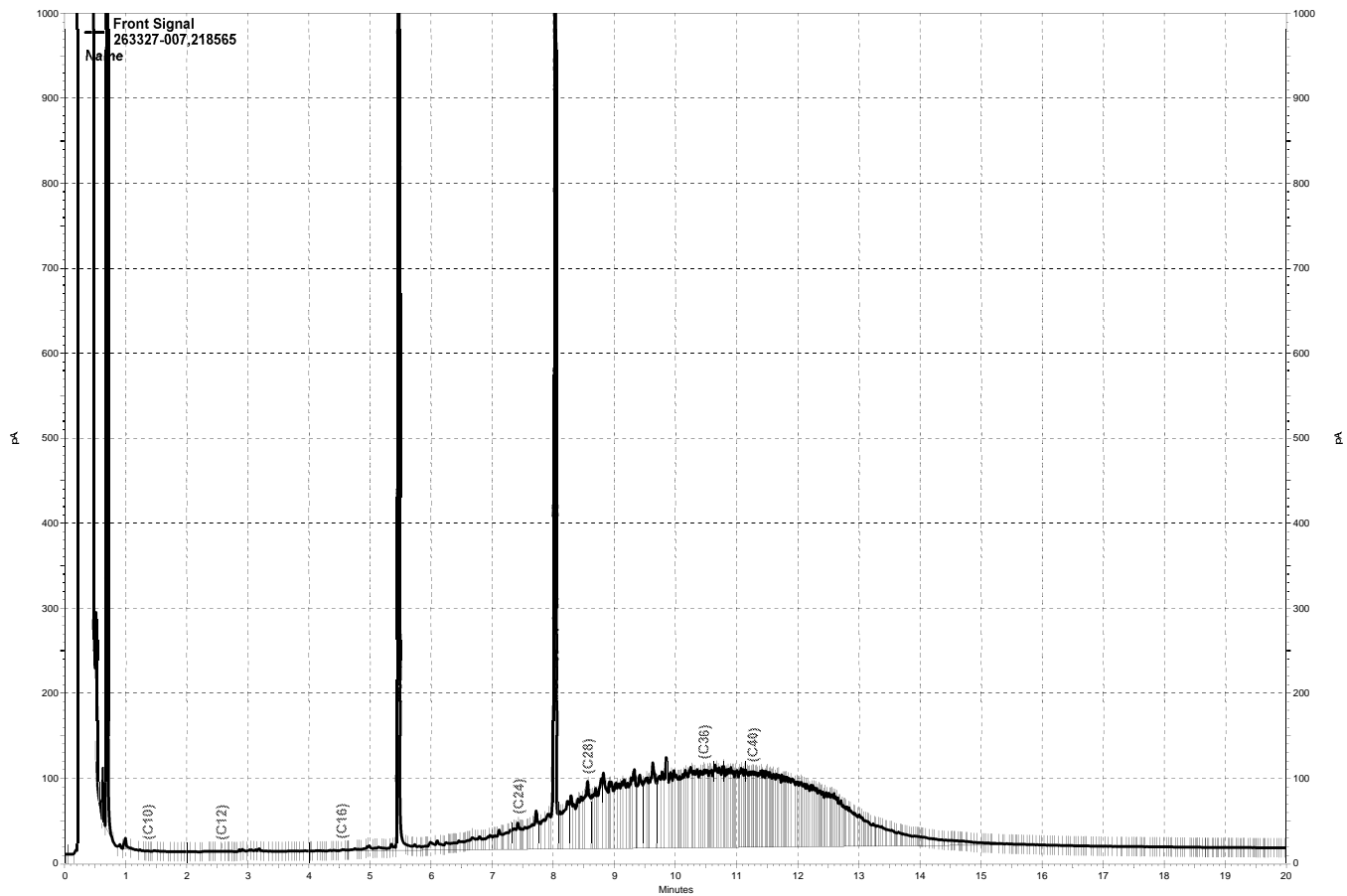
\\Lims\gdrive\ezchrom\Projects\GC14B\Data\005b027, B



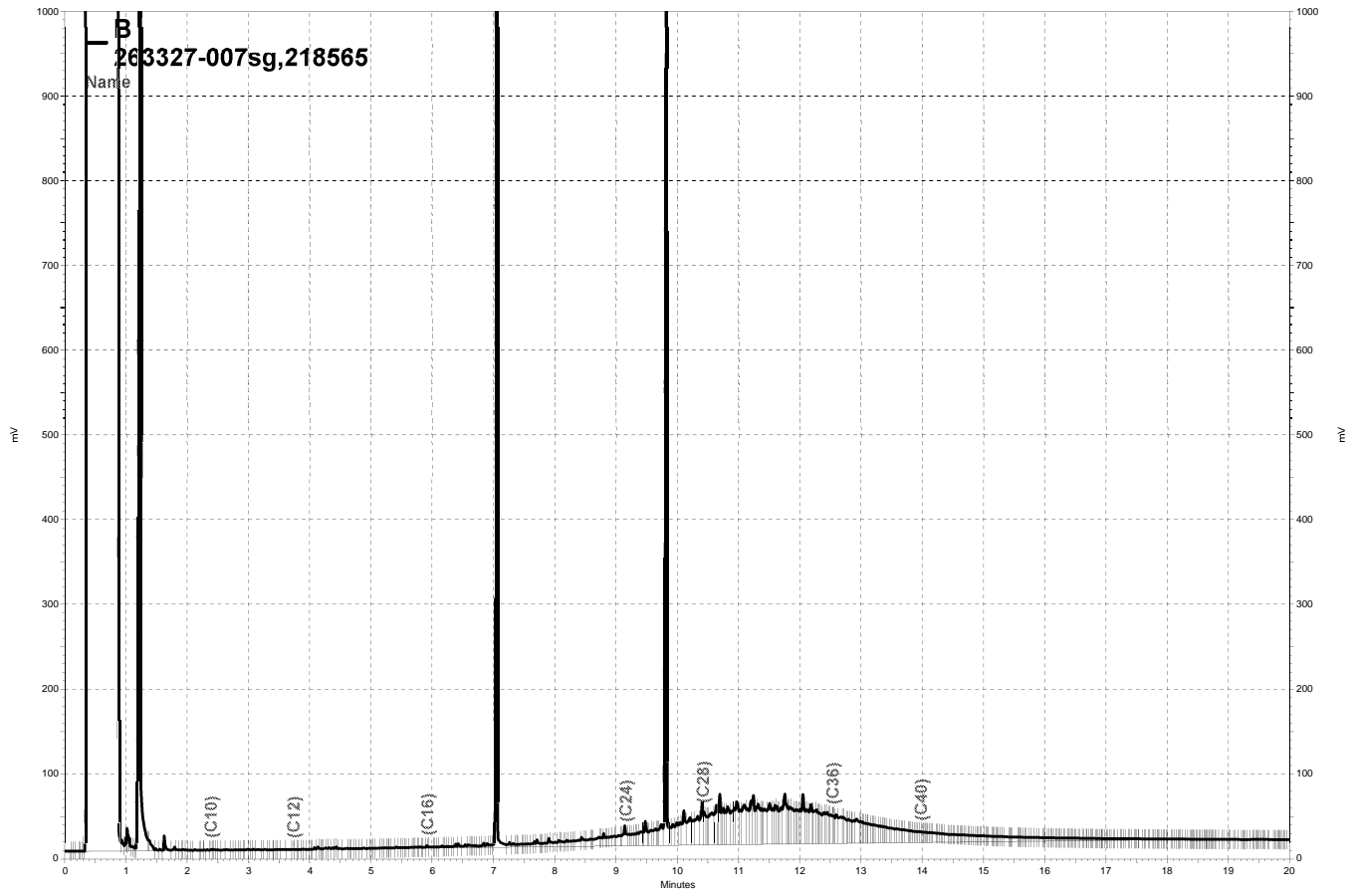
— \\lms\gdrive\ezchrom\Projects\GC27\Data\351a009.dat, Front Signal



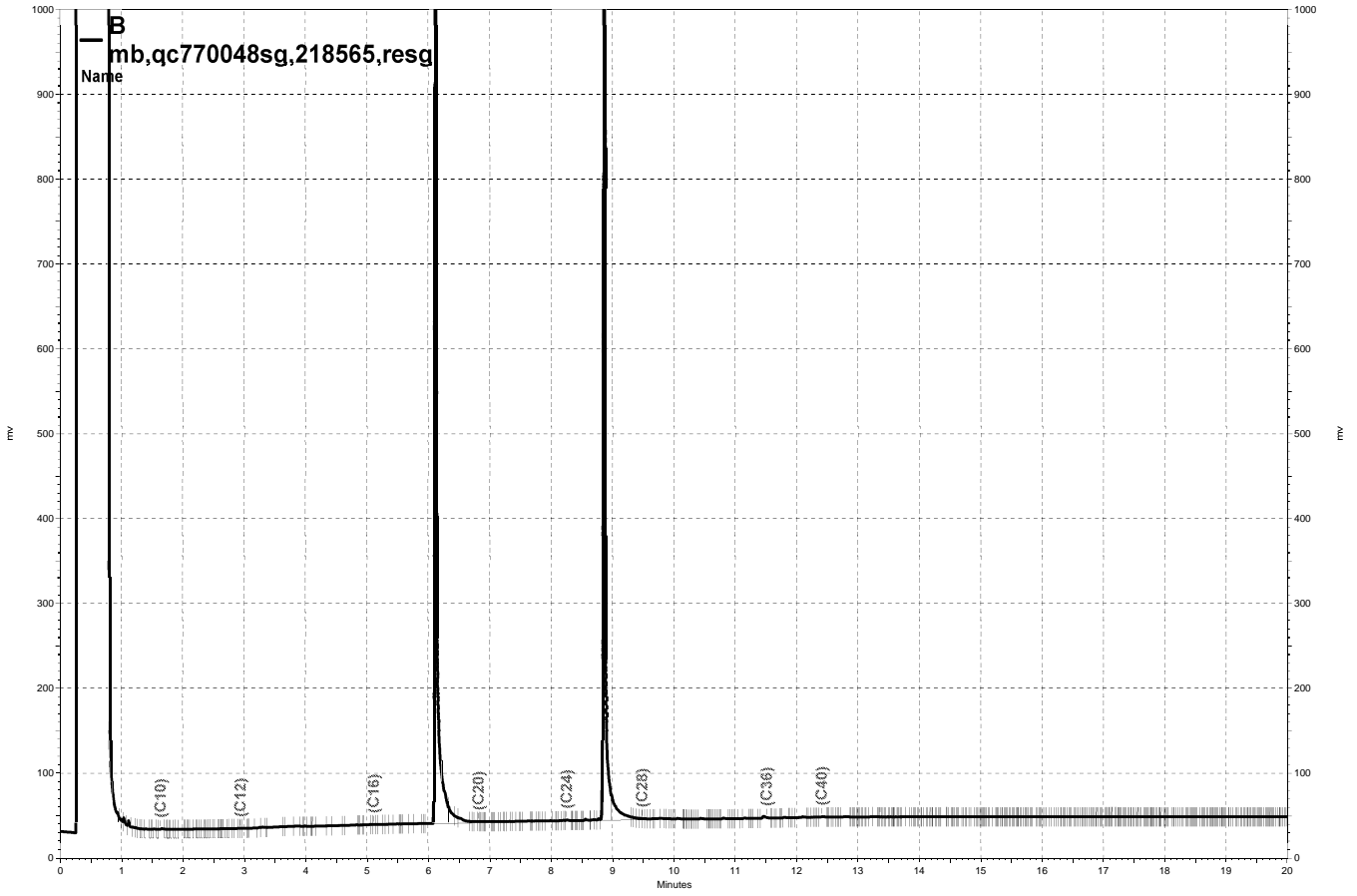
\\Lims\gdrive\ezchrom\Projects\GC14B\Data\005b028, B



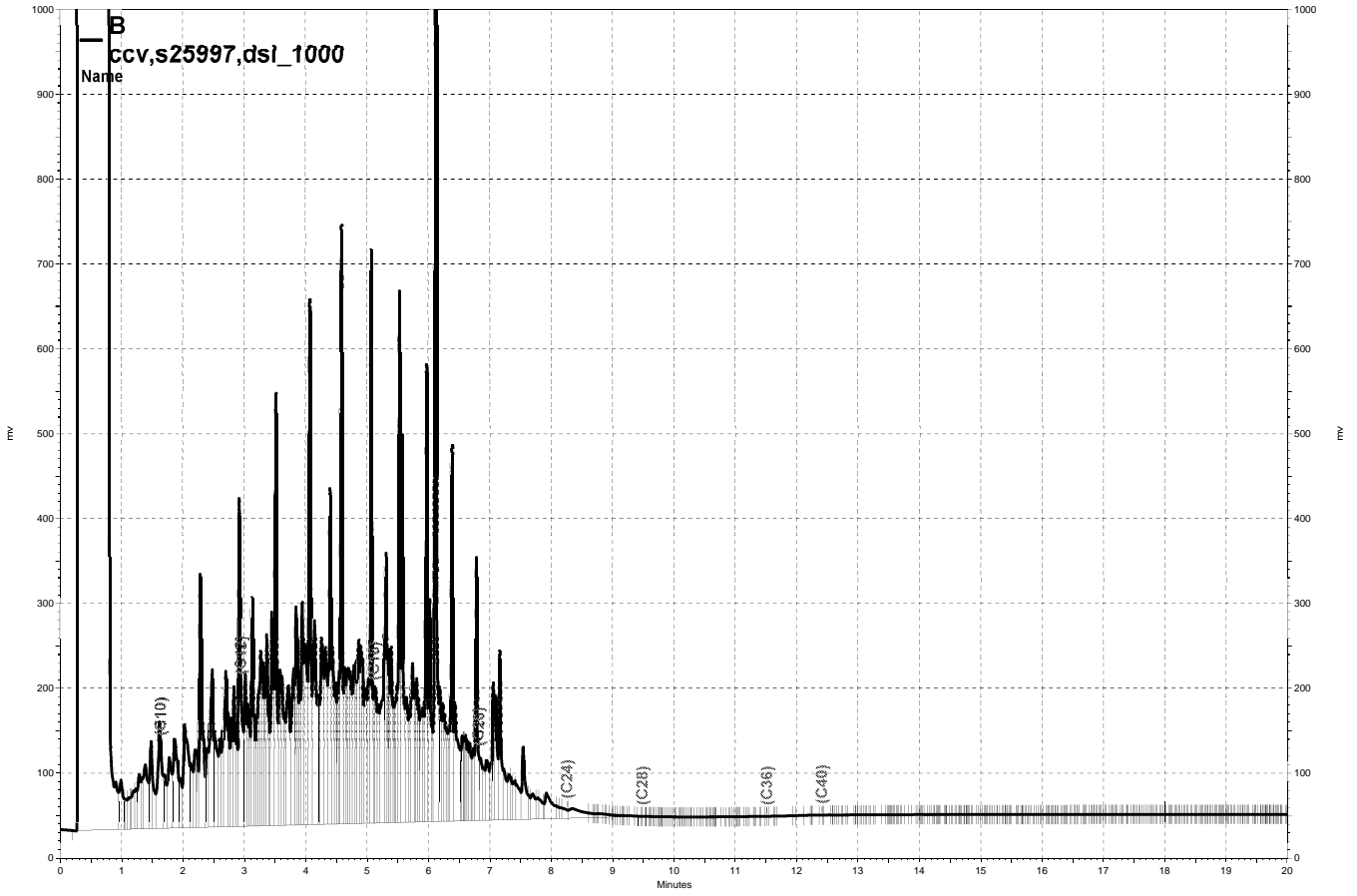
— \\lms\gdrive\ezchrom\Projects\GC27\Data\351a010.dat, Front Signal



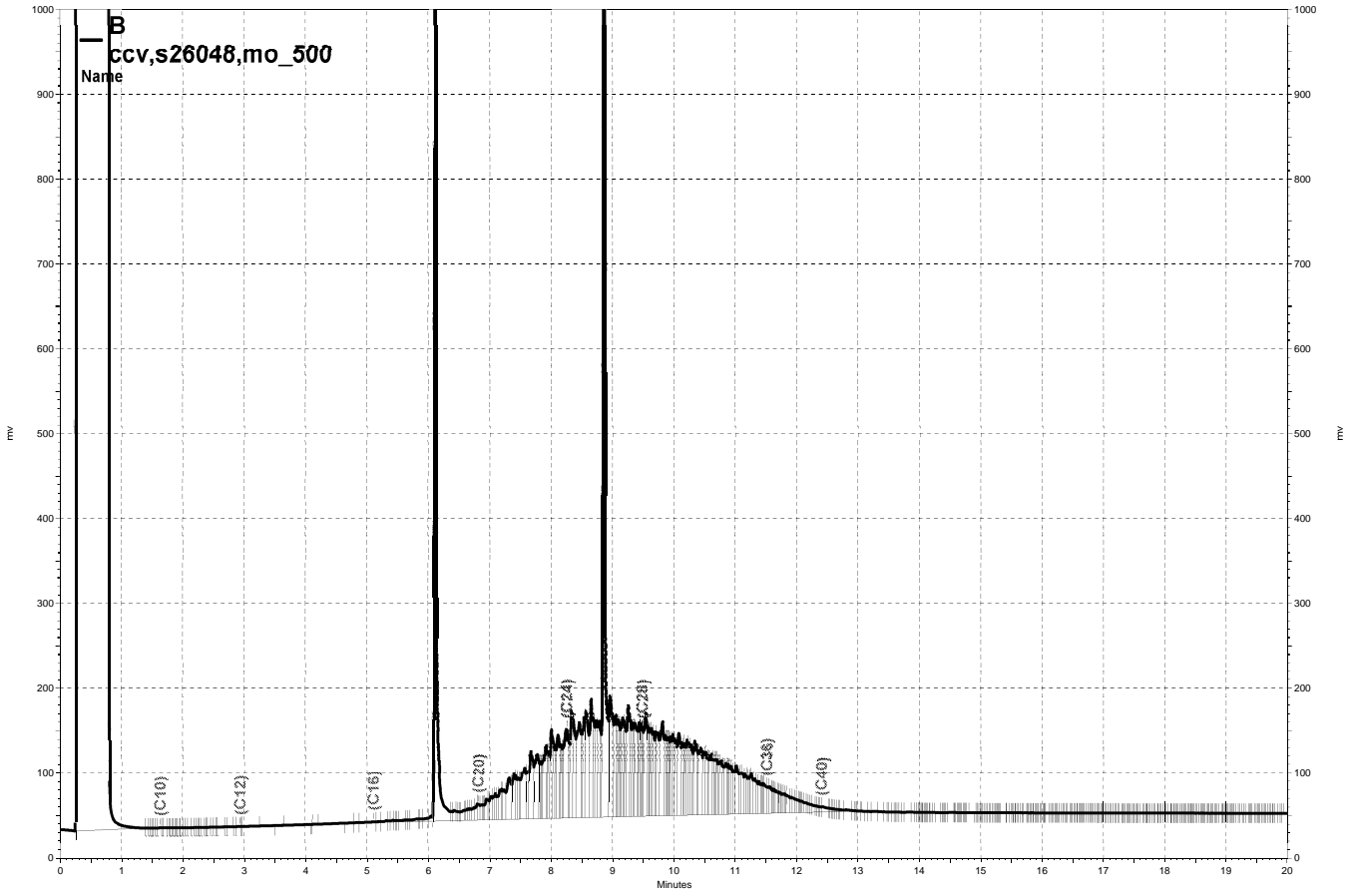
— \\Lims\gdrive\ezchrom\Projects\GC14B\Data\005b029, B



— \\Lims\gdrive\ezchrom\Projects\GC15B\Data\351b015, B



\\Lims\gdrive\ezchrom\Projects\GC15B\Data\351b004, B



— \\Lims\gdrive\ezchrom\Projects\GC15B\Data\351b003, B

Purgeable Organics by GC/MS

Lab #:	263327	Location:	Port Oak CNG
Client:	Weiss Associates	Prep:	EPA 5030B
Project#:	259-1971.15	Analysis:	EPA 8260B
Field ID:	CNG-B1-W	Batch#:	218687
Lab ID:	263327-004	Sampled:	12/12/14
Matrix:	Water	Received:	12/12/14
Units:	ug/L	Analyzed:	12/19/14
Diln Fac:	1.000		

Analyte	Result	RL	MDL
Freon 12	ND	1.0	0.1
Chloromethane	ND	1.0	0.1
Vinyl Chloride	ND	0.5	0.1
Bromomethane	ND	1.0	0.1
Chloroethane	ND	1.0	0.1
Trichlorofluoromethane	ND	1.0	0.1
Acetone	1.0 J	10	0.3
Freon 113	ND	2.0	0.1
1,1-Dichloroethene	ND	0.5	0.1
Methylene Chloride	ND	10	0.2
Carbon Disulfide	ND	0.5	0.1
MTBE	0.3 J	0.5	0.1
trans-1,2-Dichloroethene	ND	0.5	0.1
Vinyl Acetate	ND	10	0.2
1,1-Dichloroethane	ND	0.5	0.1
2-Butanone	ND	10	0.3
cis-1,2-Dichloroethene	ND	0.5	0.1
2,2-Dichloropropane	ND	0.5	0.1
Chloroform	ND	0.5	0.1
Bromochloromethane	ND	0.5	0.1
1,1,1-Trichloroethane	ND	0.5	0.1
1,1-Dichloropropene	ND	0.5	0.1
Carbon Tetrachloride	ND	0.5	0.2
1,2-Dichloroethane	ND	0.5	0.1
Benzene	ND	0.5	0.1
Trichloroethene	ND	0.5	0.1
1,2-Dichloropropane	ND	0.5	0.1
Bromodichloromethane	ND	0.5	0.1
Dibromomethane	ND	0.5	0.1
4-Methyl-2-Pentanone	ND	10	0.1
cis-1,3-Dichloropropene	ND	0.5	0.1
Toluene	ND	0.5	0.1
trans-1,3-Dichloropropene	ND	0.5	0.1
1,1,2-Trichloroethane	ND	0.5	0.1
2-Hexanone	ND	10	0.3
1,3-Dichloropropane	ND	0.5	0.1
Tetrachloroethene	ND	0.5	0.2
Dibromochloromethane	ND	0.5	0.1
1,2-Dibromoethane	ND	0.5	0.1
Chlorobenzene	ND	0.5	0.1
1,1,1,2-Tetrachloroethane	ND	0.5	0.1
Ethylbenzene	ND	0.5	0.1
m,p-Xylenes	ND	0.5	0.1
o-Xylene	ND	0.5	0.2
Styrene	ND	0.5	0.1
Bromoform	ND	1.0	0.2
Isopropylbenzene	ND	0.5	0.1
1,1,2,2-Tetrachloroethane	ND	0.5	0.1
1,2,3-Trichloropropane	ND	0.5	0.1
Propylbenzene	ND	0.5	0.1
Bromobenzene	ND	0.5	0.1
1,3,5-Trimethylbenzene	ND	0.5	0.1

J= Estimated value
 ND= Not Detected at or above MDL
 RL= Reporting Limit
 MDL= Method Detection Limit

Purgeable Organics by GC/MS			
Lab #:	263327	Location:	Port Oak CNG
Client:	Weiss Associates	Prep:	EPA 5030B
Project#:	259-1971.15	Analysis:	EPA 8260B
Field ID:	CNG-B1-W	Batch#:	218687
Lab ID:	263327-004	Sampled:	12/12/14
Matrix:	Water	Received:	12/12/14
Units:	ug/L	Analyzed:	12/19/14
Diln Fac:	1.000		

Analyte	Result	RL	MDL
2-Chlorotoluene	ND	0.5	0.2
4-Chlorotoluene	ND	0.5	0.1
tert-Butylbenzene	ND	0.5	0.1
1,2,4-Trimethylbenzene	ND	0.5	0.1
sec-Butylbenzene	ND	0.5	0.1
para-Isopropyl Toluene	ND	0.5	0.1
1,3-Dichlorobenzene	ND	0.5	0.2
1,4-Dichlorobenzene	ND	0.5	0.1
n-Butylbenzene	ND	0.5	0.1
1,2-Dichlorobenzene	ND	0.5	0.1
1,2-Dibromo-3-Chloropropane	ND	2.0	0.2
1,2,4-Trichlorobenzene	ND	0.5	0.1
Hexachlorobutadiene	ND	2.0	0.2
Naphthalene	ND	2.0	0.2
1,2,3-Trichlorobenzene	ND	0.5	0.2

Surrogate	%REC	Limits
Dibromofluoromethane	108	77-136
1,2-Dichloroethane-d4	110	75-139
Toluene-d8	101	80-120
Bromofluorobenzene	103	80-120

J= Estimated value
 ND= Not Detected at or above MDL
 RL= Reporting Limit
 MDL= Method Detection Limit

Purgeable Organics by GC/MS			
Lab #:	263327	Location:	Port Oak CNG
Client:	Weiss Associates	Prep:	EPA 5030B
Project#:	259-1971.15	Analysis:	EPA 8260B
Field ID:	CNG-B2-W	Batch#:	218687
Lab ID:	263327-008	Sampled:	12/12/14
Matrix:	Water	Received:	12/12/14
Units:	ug/L	Analyzed:	12/19/14
Diln Fac:	1.000		

Analyte	Result	RL	MDL
Freon 12	ND	1.0	0.1
Chloromethane	ND	1.0	0.1
Vinyl Chloride	ND	0.5	0.1
Bromomethane	ND	1.0	0.1
Chloroethane	ND	1.0	0.1
Trichlorofluoromethane	ND	1.0	0.1
Acetone	1.3 J	10	0.3
Freon 113	ND	2.0	0.1
1,1-Dichloroethene	ND	0.5	0.1
Methylene Chloride	ND	10	0.2
Carbon Disulfide	ND	0.5	0.1
MTBE	ND	0.5	0.1
trans-1,2-Dichloroethene	ND	0.5	0.1
Vinyl Acetate	ND	10	0.2
1,1-Dichloroethane	ND	0.5	0.1
2-Butanone	ND	10	0.3
cis-1,2-Dichloroethene	ND	0.5	0.1
2,2-Dichloropropane	ND	0.5	0.1
Chloroform	0.2 J	0.5	0.1
Bromochloromethane	ND	0.5	0.1
1,1,1-Trichloroethane	ND	0.5	0.1
1,1-Dichloropropene	ND	0.5	0.1
Carbon Tetrachloride	ND	0.5	0.2
1,2-Dichloroethane	ND	0.5	0.1
Benzene	ND	0.5	0.1
Trichloroethene	ND	0.5	0.1
1,2-Dichloropropane	ND	0.5	0.1
Bromodichloromethane	ND	0.5	0.1
Dibromomethane	ND	0.5	0.1
4-Methyl-2-Pentanone	ND	10	0.1
cis-1,3-Dichloropropene	ND	0.5	0.1
Toluene	ND	0.5	0.1
trans-1,3-Dichloropropene	ND	0.5	0.1
1,1,2-Trichloroethane	ND	0.5	0.1
2-Hexanone	ND	10	0.3
1,3-Dichloropropane	ND	0.5	0.1
Tetrachloroethene	ND	0.5	0.2
Dibromochloromethane	ND	0.5	0.1
1,2-Dibromoethane	ND	0.5	0.1
Chlorobenzene	ND	0.5	0.1
1,1,1,2-Tetrachloroethane	ND	0.5	0.1
Ethylbenzene	ND	0.5	0.1
m,p-Xylenes	ND	0.5	0.1
o-Xylene	ND	0.5	0.2
Styrene	ND	0.5	0.1
Bromoform	ND	1.0	0.2
Isopropylbenzene	ND	0.5	0.1
1,1,2,2-Tetrachloroethane	ND	0.5	0.1
1,2,3-Trichloropropane	ND	0.5	0.1
Propylbenzene	ND	0.5	0.1
Bromobenzene	ND	0.5	0.1
1,3,5-Trimethylbenzene	ND	0.5	0.1

J= Estimated value
 ND= Not Detected at or above MDL
 RL= Reporting Limit
 MDL= Method Detection Limit

Purgeable Organics by GC/MS			
Lab #:	263327	Location:	Port Oak CNG
Client:	Weiss Associates	Prep:	EPA 5030B
Project#:	259-1971.15	Analysis:	EPA 8260B
Field ID:	CNG-B2-W	Batch#:	218687
Lab ID:	263327-008	Sampled:	12/12/14
Matrix:	Water	Received:	12/12/14
Units:	ug/L	Analyzed:	12/19/14
Diln Fac:	1.000		

Analyte	Result	RL	MDL
2-Chlorotoluene	ND	0.5	0.2
4-Chlorotoluene	ND	0.5	0.1
tert-Butylbenzene	ND	0.5	0.1
1,2,4-Trimethylbenzene	ND	0.5	0.1
sec-Butylbenzene	ND	0.5	0.1
para-Isopropyl Toluene	ND	0.5	0.1
1,3-Dichlorobenzene	ND	0.5	0.2
1,4-Dichlorobenzene	ND	0.5	0.1
n-Butylbenzene	ND	0.5	0.1
1,2-Dichlorobenzene	ND	0.5	0.1
1,2-Dibromo-3-Chloropropane	ND	2.0	0.2
1,2,4-Trichlorobenzene	ND	0.5	0.1
Hexachlorobutadiene	ND	2.0	0.2
Naphthalene	ND	2.0	0.2
1,2,3-Trichlorobenzene	ND	0.5	0.2

Surrogate	%REC	Limits
Dibromofluoromethane	110	77-136
1,2-Dichloroethane-d4	112	75-139
Toluene-d8	99	80-120
Bromofluorobenzene	108	80-120

J= Estimated value
 ND= Not Detected at or above MDL
 RL= Reporting Limit
 MDL= Method Detection Limit

Purgeable Organics by GC/MS			
Lab #:	263327	Location:	Port Oak CNG
Client:	Weiss Associates	Prep:	EPA 5030B
Project#:	259-1971.15	Analysis:	EPA 8260B
Field ID:	TRIP BLANK	Batch#:	218687
Lab ID:	263327-009	Sampled:	12/12/14
Matrix:	Water	Received:	12/12/14
Units:	ug/L	Analyzed:	12/19/14
Diln Fac:	1.000		

Analyte	Result	RL	MDL
Freon 12	ND	1.0	0.1
Chloromethane	ND	1.0	0.1
Vinyl Chloride	ND	0.5	0.1
Bromomethane	ND	1.0	0.1
Chloroethane	ND	1.0	0.1
Trichlorofluoromethane	ND	1.0	0.1
Acetone	1.1 J	10	0.3
Freon 113	ND	2.0	0.1
1,1-Dichloroethene	ND	0.5	0.1
Methylene Chloride	ND	10	0.2
Carbon Disulfide	ND	0.5	0.1
MTBE	ND	0.5	0.1
trans-1,2-Dichloroethene	ND	0.5	0.1
Vinyl Acetate	ND	10	0.2
1,1-Dichloroethane	ND	0.5	0.1
2-Butanone	ND	10	0.3
cis-1,2-Dichloroethene	ND	0.5	0.1
2,2-Dichloropropane	ND	0.5	0.1
Chloroform	ND	0.5	0.1
Bromochloromethane	ND	0.5	0.1
1,1,1-Trichloroethane	ND	0.5	0.1
1,1-Dichloropropene	ND	0.5	0.1
Carbon Tetrachloride	ND	0.5	0.2
1,2-Dichloroethane	ND	0.5	0.1
Benzene	ND	0.5	0.1
Trichloroethene	ND	0.5	0.1
1,2-Dichloropropane	ND	0.5	0.1
Bromodichloromethane	ND	0.5	0.1
Dibromomethane	ND	0.5	0.1
4-Methyl-2-Pentanone	ND	10	0.1
cis-1,3-Dichloropropene	ND	0.5	0.1
Toluene	ND	0.5	0.1
trans-1,3-Dichloropropene	ND	0.5	0.1
1,1,2-Trichloroethane	ND	0.5	0.1
2-Hexanone	ND	10	0.3
1,3-Dichloropropane	ND	0.5	0.1
Tetrachloroethene	ND	0.5	0.2
Dibromochloromethane	ND	0.5	0.1
1,2-Dibromoethane	ND	0.5	0.1
Chlorobenzene	ND	0.5	0.1
1,1,1,2-Tetrachloroethane	ND	0.5	0.1
Ethylbenzene	ND	0.5	0.1
m,p-Xylenes	ND	0.5	0.1
o-Xylene	ND	0.5	0.2
Styrene	ND	0.5	0.1
Bromoform	ND	1.0	0.2
Isopropylbenzene	ND	0.5	0.1
1,1,2,2-Tetrachloroethane	ND	0.5	0.1
1,2,3-Trichloropropane	ND	0.5	0.1
Propylbenzene	ND	0.5	0.1
Bromobenzene	ND	0.5	0.1
1,3,5-Trimethylbenzene	ND	0.5	0.1

J= Estimated value
 ND= Not Detected at or above MDL
 RL= Reporting Limit
 MDL= Method Detection Limit

Purgeable Organics by GC/MS			
Lab #:	263327	Location:	Port Oak CNG
Client:	Weiss Associates	Prep:	EPA 5030B
Project#:	259-1971.15	Analysis:	EPA 8260B
Field ID:	TRIP BLANK	Batch#:	218687
Lab ID:	263327-009	Sampled:	12/12/14
Matrix:	Water	Received:	12/12/14
Units:	ug/L	Analyzed:	12/19/14
Diln Fac:	1.000		

Analyte	Result	RL	MDL
2-Chlorotoluene	ND	0.5	0.2
4-Chlorotoluene	ND	0.5	0.1
tert-Butylbenzene	ND	0.5	0.1
1,2,4-Trimethylbenzene	ND	0.5	0.1
sec-Butylbenzene	ND	0.5	0.1
para-Isopropyl Toluene	ND	0.5	0.1
1,3-Dichlorobenzene	ND	0.5	0.2
1,4-Dichlorobenzene	ND	0.5	0.1
n-Butylbenzene	ND	0.5	0.1
1,2-Dichlorobenzene	ND	0.5	0.1
1,2-Dibromo-3-Chloropropane	ND	2.0	0.2
1,2,4-Trichlorobenzene	ND	0.5	0.1
Hexachlorobutadiene	ND	2.0	0.2
Naphthalene	ND	2.0	0.2
1,2,3-Trichlorobenzene	ND	0.5	0.2

Surrogate	%REC	Limits
Dibromofluoromethane	107	77-136
1,2-Dichloroethane-d4	110	75-139
Toluene-d8	98	80-120
Bromofluorobenzene	110	80-120

J= Estimated value
 ND= Not Detected at or above MDL
 RL= Reporting Limit
 MDL= Method Detection Limit

Batch QC Report

Purgeable Organics by GC/MS			
Lab #:	263327	Location:	Port Oak CNG
Client:	Weiss Associates	Prep:	EPA 5030B
Project#:	259-1971.15	Analysis:	EPA 8260B
Type:	LCS	Diln Fac:	1.000
Lab ID:	QC770504	Batch#:	218687
Matrix:	Water	Analyzed:	12/19/14
Units:	ug/L		

Analyte	Spiked	Result	%REC	Limits
1,1-Dichloroethene	12.50	14.35	115	65-134
Benzene	12.50	12.75	102	80-124
Trichloroethene	12.50	12.84	103	80-120
Toluene	12.50	12.95	104	80-122
Chlorobenzene	12.50	12.98	104	80-120

Surrogate	%REC	Limits
Dibromofluoromethane	103	77-136
1,2-Dichloroethane-d4	100	75-139
Toluene-d8	102	80-120
Bromofluorobenzene	102	80-120

Batch QC Report

Purgeable Organics by GC/MS			
Lab #:	263327	Location:	Port Oak CNG
Client:	Weiss Associates	Prep:	EPA 5030B
Project#:	259-1971.15	Analysis:	EPA 8260B
Type:	BLANK	Diln Fac:	1.000
Lab ID:	QC770505	Batch#:	218687
Matrix:	Water	Analyzed:	12/19/14
Units:	ug/L		

Analyte	Result	RL	MDL
Freon 12	ND	1.0	0.1
Chloromethane	ND	1.0	0.1
Vinyl Chloride	ND	0.5	0.1
Bromomethane	ND	1.0	0.1
Chloroethane	ND	1.0	0.1
Trichlorofluoromethane	ND	1.0	0.1
Acetone	0.4 J	10	0.3
Freon 113	ND	2.0	0.1
1,1-Dichloroethene	ND	0.5	0.1
Methylene Chloride	ND	10	0.2
Carbon Disulfide	ND	0.5	0.1
MTBE	ND	0.5	0.1
trans-1,2-Dichloroethene	ND	0.5	0.1
Vinyl Acetate	ND	10	0.2
1,1-Dichloroethane	ND	0.5	0.1
2-Butanone	ND	10	0.3
cis-1,2-Dichloroethene	ND	0.5	0.1
2,2-Dichloropropane	ND	0.5	0.1
Chloroform	ND	0.5	0.1
Bromochloromethane	ND	0.5	0.1
1,1,1-Trichloroethane	ND	0.5	0.1
1,1-Dichloropropene	ND	0.5	0.1
Carbon Tetrachloride	ND	0.5	0.2
1,2-Dichloroethane	ND	0.5	0.1
Benzene	ND	0.5	0.1
Trichloroethene	ND	0.5	0.1
1,2-Dichloropropane	ND	0.5	0.1
Bromodichloromethane	ND	0.5	0.1
Dibromomethane	ND	0.5	0.1
4-Methyl-2-Pentanone	ND	10	0.1
cis-1,3-Dichloropropene	ND	0.5	0.1
Toluene	ND	0.5	0.1
trans-1,3-Dichloropropene	ND	0.5	0.1
1,1,2-Trichloroethane	ND	0.5	0.1
2-Hexanone	ND	10	0.3
1,3-Dichloropropane	ND	0.5	0.1
Tetrachloroethene	ND	0.5	0.2
Dibromochloromethane	ND	0.5	0.1
1,2-Dibromoethane	ND	0.5	0.1
Chlorobenzene	ND	0.5	0.1
1,1,1,2-Tetrachloroethane	ND	0.5	0.1
Ethylbenzene	ND	0.5	0.1
m,p-Xylenes	ND	0.5	0.1
o-Xylene	ND	0.5	0.2
Styrene	ND	0.5	0.1
Bromoform	ND	1.0	0.2
Isopropylbenzene	ND	0.5	0.1
1,1,2,2-Tetrachloroethane	ND	0.5	0.1
1,2,3-Trichloropropane	ND	0.5	0.1
Propylbenzene	ND	0.5	0.1
Bromobenzene	ND	0.5	0.1
1,3,5-Trimethylbenzene	ND	0.5	0.1

J= Estimated value
 ND= Not Detected at or above MDL
 RL= Reporting Limit
 MDL= Method Detection Limit

Batch QC Report

Purgeable Organics by GC/MS			
Lab #:	263327	Location:	Port Oak CNG
Client:	Weiss Associates	Prep:	EPA 5030B
Project#:	259-1971.15	Analysis:	EPA 8260B
Type:	BLANK	Diln Fac:	1.000
Lab ID:	QC770505	Batch#:	218687
Matrix:	Water	Analyzed:	12/19/14
Units:	ug/L		

Analyte	Result	RL	MDL
2-Chlorotoluene	ND	0.5	0.2
4-Chlorotoluene	ND	0.5	0.1
tert-Butylbenzene	ND	0.5	0.1
1,2,4-Trimethylbenzene	ND	0.5	0.1
sec-Butylbenzene	ND	0.5	0.1
para-Isopropyl Toluene	ND	0.5	0.1
1,3-Dichlorobenzene	ND	0.5	0.2
1,4-Dichlorobenzene	ND	0.5	0.1
n-Butylbenzene	ND	0.5	0.1
1,2-Dichlorobenzene	ND	0.5	0.1
1,2-Dibromo-3-Chloropropane	ND	2.0	0.2
1,2,4-Trichlorobenzene	ND	0.5	0.1
Hexachlorobutadiene	ND	2.0	0.2
Naphthalene	ND	2.0	0.2
1,2,3-Trichlorobenzene	ND	0.5	0.2

Surrogate	%REC	Limits
Dibromofluoromethane	106	77-136
1,2-Dichloroethane-d4	103	75-139
Toluene-d8	99	80-120
Bromofluorobenzene	100	80-120

J= Estimated value
 ND= Not Detected at or above MDL
 RL= Reporting Limit
 MDL= Method Detection Limit

Batch QC Report

Purgeable Organics by GC/MS			
Lab #:	263327	Location:	Port Oak CNG
Client:	Weiss Associates	Prep:	EPA 5030B
Project#:	259-1971.15	Analysis:	EPA 8260B
Type:	BLANK	Diln Fac:	1.000
Lab ID:	QC770506	Batch#:	218687
Matrix:	Water	Analyzed:	12/19/14
Units:	ug/L		

Analyte	Result	RL	MDL
Freon 12	ND	1.0	0.1
Chloromethane	ND	1.0	0.1
Vinyl Chloride	ND	0.5	0.1
Bromomethane	ND	1.0	0.1
Chloroethane	ND	1.0	0.1
Trichlorofluoromethane	ND	1.0	0.1
Acetone	0.4 J	10	0.3
Freon 113	ND	2.0	0.1
1,1-Dichloroethene	ND	0.5	0.1
Methylene Chloride	ND	10	0.2
Carbon Disulfide	ND	0.5	0.1
MTBE	ND	0.5	0.1
trans-1,2-Dichloroethene	ND	0.5	0.1
Vinyl Acetate	ND	10	0.2
1,1-Dichloroethane	ND	0.5	0.1
2-Butanone	ND	10	0.3
cis-1,2-Dichloroethene	ND	0.5	0.1
2,2-Dichloropropane	ND	0.5	0.1
Chloroform	ND	0.5	0.1
Bromochloromethane	ND	0.5	0.1
1,1,1-Trichloroethane	ND	0.5	0.1
1,1-Dichloropropene	ND	0.5	0.1
Carbon Tetrachloride	ND	0.5	0.2
1,2-Dichloroethane	ND	0.5	0.1
Benzene	ND	0.5	0.1
Trichloroethene	ND	0.5	0.1
1,2-Dichloropropane	ND	0.5	0.1
Bromodichloromethane	ND	0.5	0.1
Dibromomethane	ND	0.5	0.1
4-Methyl-2-Pentanone	ND	10	0.1
cis-1,3-Dichloropropene	ND	0.5	0.1
Toluene	ND	0.5	0.1
trans-1,3-Dichloropropene	ND	0.5	0.1
1,1,2-Trichloroethane	ND	0.5	0.1
2-Hexanone	ND	10	0.3
1,3-Dichloropropane	ND	0.5	0.1
Tetrachloroethene	ND	0.5	0.2
Dibromochloromethane	ND	0.5	0.1
1,2-Dibromoethane	ND	0.5	0.1
Chlorobenzene	ND	0.5	0.1
1,1,1,2-Tetrachloroethane	ND	0.5	0.1
Ethylbenzene	ND	0.5	0.1
m,p-Xylenes	ND	0.5	0.1
o-Xylene	ND	0.5	0.2
Styrene	ND	0.5	0.1
Bromoform	ND	1.0	0.2
Isopropylbenzene	ND	0.5	0.1
1,1,2,2-Tetrachloroethane	ND	0.5	0.1
1,2,3-Trichloropropane	ND	0.5	0.1
Propylbenzene	ND	0.5	0.1
Bromobenzene	ND	0.5	0.1
1,3,5-Trimethylbenzene	ND	0.5	0.1

J= Estimated value
 ND= Not Detected at or above MDL
 RL= Reporting Limit
 MDL= Method Detection Limit

Batch QC Report

Purgeable Organics by GC/MS			
Lab #:	263327	Location:	Port Oak CNG
Client:	Weiss Associates	Prep:	EPA 5030B
Project#:	259-1971.15	Analysis:	EPA 8260B
Type:	BLANK	Diln Fac:	1.000
Lab ID:	QC770506	Batch#:	218687
Matrix:	Water	Analyzed:	12/19/14
Units:	ug/L		

Analyte	Result	RL	MDL
2-Chlorotoluene	ND	0.5	0.2
4-Chlorotoluene	ND	0.5	0.1
tert-Butylbenzene	ND	0.5	0.1
1,2,4-Trimethylbenzene	ND	0.5	0.1
sec-Butylbenzene	ND	0.5	0.1
para-Isopropyl Toluene	ND	0.5	0.1
1,3-Dichlorobenzene	ND	0.5	0.2
1,4-Dichlorobenzene	ND	0.5	0.1
n-Butylbenzene	ND	0.5	0.1
1,2-Dichlorobenzene	ND	0.5	0.1
1,2-Dibromo-3-Chloropropane	ND	2.0	0.2
1,2,4-Trichlorobenzene	ND	0.5	0.1
Hexachlorobutadiene	ND	2.0	0.2
Naphthalene	ND	2.0	0.2
1,2,3-Trichlorobenzene	ND	0.5	0.2

Surrogate	%REC	Limits
Dibromofluoromethane	109	77-136
1,2-Dichloroethane-d4	110	75-139
Toluene-d8	102	80-120
Bromofluorobenzene	102	80-120

J= Estimated value
 ND= Not Detected at or above MDL
 RL= Reporting Limit
 MDL= Method Detection Limit

Batch QC Report

Purgeable Organics by GC/MS			
Lab #:	263327	Location:	Port Oak CNG
Client:	Weiss Associates	Prep:	EPA 5030B
Project#:	259-1971.15	Analysis:	EPA 8260B
Field ID:	ZZZZZZZZZZ	Diln Fac:	1.000
MSS Lab ID:	263223-001	Batch#:	218687
Matrix:	Water	Sampled:	12/10/14
Units:	ug/L	Received:	12/10/14

Type: MS Analyzed: 12/19/14
 Lab ID: QC770611

Analyte	MSS Result	Spiked	Result	%REC	Limits
1,1-Dichloroethene	<0.1259	25.00	29.17	117	69-129
Benzene	0.2038	25.00	25.44	101	80-127
Trichloroethene	0.4914	25.00	25.46	100	70-127
Toluene	0.2674	25.00	25.90	103	80-123
Chlorobenzene	<0.1188	25.00	25.43	102	80-120

Surrogate	%REC	Limits
Dibromofluoromethane	121	77-136
1,2-Dichloroethane-d4	111	75-139
Toluene-d8	102	80-120
Bromofluorobenzene	100	80-120

Type: MSD Analyzed: 12/20/14
 Lab ID: QC770612

Analyte	Spiked	Result	%REC	Limits	RPD	Lim
1,1-Dichloroethene	25.00	23.79	95	69-129	20	26
Benzene	25.00	24.36	97	80-127	4	23
Trichloroethene	25.00	23.64	93	70-127	7	21
Toluene	25.00	23.68	94	80-123	9	22
Chlorobenzene	25.00	24.03	96	80-120	6	22

Surrogate	%REC	Limits
Dibromofluoromethane	104	77-136
1,2-Dichloroethane-d4	99	75-139
Toluene-d8	98	80-120
Bromofluorobenzene	101	80-120

RPD= Relative Percent Difference

Batch QC Report

Purgeable Organics by GC/MS			
Lab #:	263327	Location:	Port Oak CNG
Client:	Weiss Associates	Prep:	EPA 5030B
Project#:	259-1971.15	Analysis:	EPA 8260B
Field ID:	ZZZZZZZZZZ	Batch#:	218687
MSS Lab ID:	263223-002	Sampled:	12/10/14
Matrix:	Water	Received:	12/10/14
Units:	ug/L	Analyzed:	12/20/14
Diln Fac:	2.000		

Type: MS Lab ID: QC770613

Analyte	MSS Result	Spiked	Result	%REC	Limits
1,1-Dichloroethene	<0.2518	50.00	56.36	113	69-129
Benzene	0.4270	50.00	48.93	97	80-127
Trichloroethene	0.4796	50.00	48.79	97	70-127
Toluene	<0.2293	50.00	47.99	96	80-123
Chlorobenzene	<0.2375	50.00	48.22	96	80-120

Surrogate	%REC	Limits
Dibromofluoromethane	101	77-136
1,2-Dichloroethane-d4	92	75-139
Toluene-d8	97	80-120
Bromofluorobenzene	103	80-120

Type: MSD Lab ID: QC770614

Analyte	Spiked	Result	%REC	Limits	RPD	Lim
1,1-Dichloroethene	50.00	52.43	105	69-129	7	26
Benzene	50.00	47.60	94	80-127	3	23
Trichloroethene	50.00	45.19	89	70-127	8	21
Toluene	50.00	46.39	93	80-123	3	22
Chlorobenzene	50.00	47.95	96	80-120	1	22

Surrogate	%REC	Limits
Dibromofluoromethane	103	77-136
1,2-Dichloroethane-d4	92	75-139
Toluene-d8	100	80-120
Bromofluorobenzene	103	80-120

RPD= Relative Percent Difference

Purgeable Organics by GC/MS

Lab #:	263327	Location:	Port Oak CNG
Client:	Weiss Associates	Prep:	EPA 5035
Project#:	259-1971.15	Analysis:	EPA 8260B
Field ID:	CNG-B1-1'	Diln Fac:	0.9980
Lab ID:	263327-001	Batch#:	218559
Matrix:	Soil	Sampled:	12/12/14
Units:	ug/Kg	Received:	12/12/14
Basis:	dry	Analyzed:	12/16/14

Moisture: 8%

Analyte	Result	RL	MDL
Freon 12	ND	11	0.43
Chloromethane	ND	11	1.1
Vinyl Chloride	ND	11	1.0
Bromomethane	ND	11	1.3
Chloroethane	ND	11	0.54
Trichlorofluoromethane	ND	5.4	0.76
Acetone	5.7 J	22	2.0
Freon 113	ND	5.4	0.48
1,1-Dichloroethene	ND	5.4	1.0
Methylene Chloride	ND	22	1.2
Carbon Disulfide	ND	5.4	0.94
MTBE	ND	5.4	1.1
trans-1,2-Dichloroethene	ND	5.4	0.91
Vinyl Acetate	ND	54	0.78
1,1-Dichloroethane	ND	5.4	1.3
2-Butanone	ND	11	1.5
cis-1,2-Dichloroethene	ND	5.4	0.94
2,2-Dichloropropane	ND	5.4	1.2
Chloroform	ND	5.4	1.4
Bromochloromethane	ND	5.4	1.0
1,1,1-Trichloroethane	ND	5.4	0.88
1,1-Dichloropropene	ND	5.4	0.68
Carbon Tetrachloride	ND	5.4	0.52
1,2-Dichloroethane	ND	5.4	1.0
Benzene	ND	5.4	0.98
Trichloroethene	ND	5.4	0.91
1,2-Dichloropropane	ND	5.4	0.84
Bromodichloromethane	ND	5.4	0.92
Dibromomethane	ND	5.4	0.84
4-Methyl-2-Pentanone	ND	11	1.1
cis-1,3-Dichloropropene	ND	5.4	0.66
Toluene	ND	5.4	0.77
trans-1,3-Dichloropropene	ND	5.4	0.70
1,1,2-Trichloroethane	ND	5.4	0.67
2-Hexanone	ND	11	0.95
1,3-Dichloropropane	ND	5.4	0.92
Tetrachloroethene	ND	5.4	0.57
Dibromochloromethane	ND	5.4	0.56
1,2-Dibromoethane	ND	5.4	0.71
Chlorobenzene	ND	5.4	0.74
1,1,1,2-Tetrachloroethane	ND	5.4	0.67
Ethylbenzene	ND	5.4	0.74
m,p-Xylenes	ND	5.4	1.4
o-Xylene	ND	5.4	0.68
Styrene	ND	5.4	0.63
Bromoform	ND	5.4	0.43
Isopropylbenzene	ND	5.4	0.54
1,1,2,2-Tetrachloroethane	ND	5.4	0.44
1,2,3-Trichloropropane	ND	5.4	0.63
Propylbenzene	ND	5.4	0.48

J= Estimated value
 ND= Not Detected at or above MDL
 RL= Reporting Limit
 MDL= Method Detection Limit

Purgeable Organics by GC/MS			
Lab #:	263327	Location:	Port Oak CNG
Client:	Weiss Associates	Prep:	EPA 5035
Project#:	259-1971.15	Analysis:	EPA 8260B
Field ID:	CNG-B1-1'	Diln Fac:	0.9980
Lab ID:	263327-001	Batch#:	218559
Matrix:	Soil	Sampled:	12/12/14
Units:	ug/Kg	Received:	12/12/14
Basis:	dry	Analyzed:	12/16/14

Analyte	Result	RL	MDL
Bromobenzene	ND	5.4	0.58
1,3,5-Trimethylbenzene	ND	5.4	0.62
2-Chlorotoluene	ND	5.4	0.73
4-Chlorotoluene	ND	5.4	0.70
tert-Butylbenzene	ND	5.4	0.44
1,2,4-Trimethylbenzene	ND	5.4	0.65
sec-Butylbenzene	ND	5.4	0.45
para-Isopropyl Toluene	ND	5.4	0.46
1,3-Dichlorobenzene	ND	5.4	0.48
1,4-Dichlorobenzene	ND	5.4	0.59
n-Butylbenzene	ND	5.4	0.41
1,2-Dichlorobenzene	ND	5.4	0.58
1,2-Dibromo-3-Chloropropane	ND	5.4	1.0
1,2,4-Trichlorobenzene	ND	5.4	0.45
Hexachlorobutadiene	ND	5.4	0.32
Naphthalene	ND	5.4	0.34
1,2,3-Trichlorobenzene	ND	5.4	0.46

Surrogate	%REC	Limits
Dibromofluoromethane	100	76-128
1,2-Dichloroethane-d4	108	80-137
Toluene-d8	101	80-120
Bromofluorobenzene	120	79-128

J= Estimated value
 ND= Not Detected at or above MDL
 RL= Reporting Limit
 MDL= Method Detection Limit

Purgeable Organics by GC/MS

Lab #:	263327	Location:	Port Oak CNG
Client:	Weiss Associates	Prep:	EPA 5035
Project#:	259-1971.15	Analysis:	EPA 8260B
Field ID:	CNG-B1-5'	Diln Fac:	0.8389
Lab ID:	263327-002	Batch#:	218559
Matrix:	Soil	Sampled:	12/12/14
Units:	ug/Kg	Received:	12/12/14
Basis:	dry	Analyzed:	12/16/14

Moisture: 16%

Analyte	Result	RL	MDL
Freon 12	ND	10	0.40
Chloromethane	ND	10	1.0
Vinyl Chloride	ND	10	0.93
Bromomethane	ND	10	1.2
Chloroethane	ND	10	0.50
Trichlorofluoromethane	ND	5.0	0.70
Acetone	6.1 J	20	1.8
Freon 113	ND	5.0	0.44
1,1-Dichloroethene	ND	5.0	0.94
Methylene Chloride	ND	20	1.1
Carbon Disulfide	ND	5.0	0.87
MTBE	ND	5.0	1.0
trans-1,2-Dichloroethene	ND	5.0	0.84
Vinyl Acetate	ND	50	0.72
1,1-Dichloroethane	ND	5.0	1.2
2-Butanone	ND	10	1.3
cis-1,2-Dichloroethene	ND	5.0	0.87
2,2-Dichloropropane	ND	5.0	1.1
Chloroform	ND	5.0	1.3
Bromochloromethane	ND	5.0	0.93
1,1,1-Trichloroethane	ND	5.0	0.81
1,1-Dichloropropene	ND	5.0	0.63
Carbon Tetrachloride	ND	5.0	0.48
1,2-Dichloroethane	ND	5.0	0.93
Benzene	ND	5.0	0.90
Trichloroethene	ND	5.0	0.83
1,2-Dichloropropane	ND	5.0	0.77
Bromodichloromethane	ND	5.0	0.84
Dibromomethane	ND	5.0	0.77
4-Methyl-2-Pentanone	ND	10	1.0
cis-1,3-Dichloropropene	ND	5.0	0.61
Toluene	ND	5.0	0.71
trans-1,3-Dichloropropene	ND	5.0	0.65
1,1,2-Trichloroethane	ND	5.0	0.62
2-Hexanone	ND	10	0.88
1,3-Dichloropropane	ND	5.0	0.84
Tetrachloroethene	ND	5.0	0.52
Dibromochloromethane	ND	5.0	0.51
1,2-Dibromoethane	ND	5.0	0.65
Chlorobenzene	ND	5.0	0.69
1,1,1,2-Tetrachloroethane	ND	5.0	0.62
Ethylbenzene	ND	5.0	0.68
m,p-Xylenes	ND	5.0	1.2
o-Xylene	ND	5.0	0.63
Styrene	ND	5.0	0.58
Bromoform	ND	5.0	0.39
Isopropylbenzene	ND	5.0	0.50
1,1,2,2-Tetrachloroethane	ND	5.0	0.41
1,2,3-Trichloropropane	ND	5.0	0.58
Propylbenzene	ND	5.0	0.44

J= Estimated value
 ND= Not Detected at or above MDL
 RL= Reporting Limit
 MDL= Method Detection Limit

Purgeable Organics by GC/MS			
Lab #:	263327	Location:	Port Oak CNG
Client:	Weiss Associates	Prep:	EPA 5035
Project#:	259-1971.15	Analysis:	EPA 8260B
Field ID:	CNG-B1-5'	Diln Fac:	0.8389
Lab ID:	263327-002	Batch#:	218559
Matrix:	Soil	Sampled:	12/12/14
Units:	ug/Kg	Received:	12/12/14
Basis:	dry	Analyzed:	12/16/14

Analyte	Result	RL	MDL
Bromobenzene	ND	5.0	0.53
1,3,5-Trimethylbenzene	ND	5.0	0.57
2-Chlorotoluene	ND	5.0	0.68
4-Chlorotoluene	ND	5.0	0.65
tert-Butylbenzene	ND	5.0	0.40
1,2,4-Trimethylbenzene	ND	5.0	0.60
sec-Butylbenzene	ND	5.0	0.42
para-Isopropyl Toluene	ND	5.0	0.42
1,3-Dichlorobenzene	ND	5.0	0.44
1,4-Dichlorobenzene	ND	5.0	0.54
n-Butylbenzene	ND	5.0	0.38
1,2-Dichlorobenzene	ND	5.0	0.53
1,2-Dibromo-3-Chloropropane	ND	5.0	0.94
1,2,4-Trichlorobenzene	ND	5.0	0.42
Hexachlorobutadiene	ND	5.0	0.30
Naphthalene	ND	5.0	0.31
1,2,3-Trichlorobenzene	ND	5.0	0.43

Surrogate	%REC	Limits
Dibromofluoromethane	105	76-128
1,2-Dichloroethane-d4	106	80-137
Toluene-d8	96	80-120
Bromofluorobenzene	117	79-128

J= Estimated value
 ND= Not Detected at or above MDL
 RL= Reporting Limit
 MDL= Method Detection Limit

Purgeable Organics by GC/MS

Lab #:	263327	Location:	Port Oak CNG
Client:	Weiss Associates	Prep:	EPA 5035
Project#:	259-1971.15	Analysis:	EPA 8260B
Field ID:	CNG-B1-7'	Diln Fac:	0.6983
Lab ID:	263327-003	Batch#:	218559
Matrix:	Soil	Sampled:	12/12/14
Units:	ug/Kg	Received:	12/12/14
Basis:	dry	Analyzed:	12/16/14

Moisture: 19%

Analyte	Result	RL	MDL
Freon 12	ND	8.6	0.34
Chloromethane	ND	8.6	0.89
Vinyl Chloride	ND	8.6	0.80
Bromomethane	ND	8.6	1.0
Chloroethane	ND	8.6	0.43
Trichlorofluoromethane	ND	4.3	0.60
Acetone	7.7 J	17	1.6
Freon 113	ND	4.3	0.38
1,1-Dichloroethene	ND	4.3	0.81
Methylene Chloride	1.1 J	17	0.96
Carbon Disulfide	ND	4.3	0.75
MTBE	ND	4.3	0.86
trans-1,2-Dichloroethene	ND	4.3	0.72
Vinyl Acetate	ND	43	0.62
1,1-Dichloroethane	ND	4.3	0.99
2-Butanone	ND	8.6	1.2
cis-1,2-Dichloroethene	ND	4.3	0.75
2,2-Dichloropropane	ND	4.3	0.93
Chloroform	ND	4.3	1.1
Bromochloromethane	ND	4.3	0.81
1,1,1-Trichloroethane	ND	4.3	0.70
1,1-Dichloropropene	ND	4.3	0.54
Carbon Tetrachloride	ND	4.3	0.41
1,2-Dichloroethane	ND	4.3	0.80
Benzene	ND	4.3	0.78
Trichloroethene	ND	4.3	0.72
1,2-Dichloropropane	ND	4.3	0.67
Bromodichloromethane	ND	4.3	0.73
Dibromomethane	ND	4.3	0.66
4-Methyl-2-Pentanone	ND	8.6	0.88
cis-1,3-Dichloropropene	ND	4.3	0.52
Toluene	ND	4.3	0.61
trans-1,3-Dichloropropene	ND	4.3	0.56
1,1,2-Trichloroethane	ND	4.3	0.53
2-Hexanone	ND	8.6	0.76
1,3-Dichloropropane	ND	4.3	0.73
Tetrachloroethene	ND	4.3	0.45
Dibromochloromethane	ND	4.3	0.44
1,2-Dibromoethane	ND	4.3	0.56
Chlorobenzene	ND	4.3	0.59
1,1,1,2-Tetrachloroethane	ND	4.3	0.53
Ethylbenzene	ND	4.3	0.59
m,p-Xylenes	ND	4.3	1.1
o-Xylene	ND	4.3	0.54
Styrene	ND	4.3	0.50
Bromoform	ND	4.3	0.34
Isopropylbenzene	ND	4.3	0.43
1,1,2,2-Tetrachloroethane	ND	4.3	0.35
1,2,3-Trichloropropane	ND	4.3	0.50
Propylbenzene	ND	4.3	0.38

J= Estimated value
 ND= Not Detected at or above MDL
 RL= Reporting Limit
 MDL= Method Detection Limit

Purgeable Organics by GC/MS			
Lab #:	263327	Location:	Port Oak CNG
Client:	Weiss Associates	Prep:	EPA 5035
Project#:	259-1971.15	Analysis:	EPA 8260B
Field ID:	CNG-B1-7'	Diln Fac:	0.6983
Lab ID:	263327-003	Batch#:	218559
Matrix:	Soil	Sampled:	12/12/14
Units:	ug/Kg	Received:	12/12/14
Basis:	dry	Analyzed:	12/16/14

Analyte	Result	RL	MDL
Bromobenzene	ND	4.3	0.46
1,3,5-Trimethylbenzene	ND	4.3	0.49
2-Chlorotoluene	ND	4.3	0.58
4-Chlorotoluene	ND	4.3	0.56
tert-Butylbenzene	ND	4.3	0.35
1,2,4-Trimethylbenzene	ND	4.3	0.52
sec-Butylbenzene	ND	4.3	0.36
para-Isopropyl Toluene	ND	4.3	0.37
1,3-Dichlorobenzene	ND	4.3	0.38
1,4-Dichlorobenzene	ND	4.3	0.47
n-Butylbenzene	ND	4.3	0.33
1,2-Dichlorobenzene	ND	4.3	0.46
1,2-Dibromo-3-Chloropropane	ND	4.3	0.81
1,2,4-Trichlorobenzene	ND	4.3	0.36
Hexachlorobutadiene	ND	4.3	0.26
Naphthalene	ND	4.3	0.27
1,2,3-Trichlorobenzene	ND	4.3	0.37

Surrogate	%REC	Limits
Dibromofluoromethane	101	76-128
1,2-Dichloroethane-d4	111	80-137
Toluene-d8	106	80-120
Bromofluorobenzene	114	79-128

J= Estimated value
 ND= Not Detected at or above MDL
 RL= Reporting Limit
 MDL= Method Detection Limit

Purgeable Organics by GC/MS

Lab #:	263327	Location:	Port Oak CNG
Client:	Weiss Associates	Prep:	EPA 5035
Project#:	259-1971.15	Analysis:	EPA 8260B
Field ID:	CNG-B2-1'	Diln Fac:	1.163
Lab ID:	263327-005	Batch#:	218624
Matrix:	Soil	Sampled:	12/12/14
Units:	ug/Kg	Received:	12/12/14
Basis:	dry	Analyzed:	12/18/14

Moisture: 9%

Analyte	Result	RL	MDL
Freon 12	ND	13	0.82
Chloromethane	ND	13	0.63
Vinyl Chloride	ND	13	0.52
Bromomethane	ND	13	0.46
Chloroethane	ND	13	0.51
Trichlorofluoromethane	ND	6.4	0.38
Acetone	9.6 J	26	1.1
Freon 113	ND	6.4	0.67
1,1-Dichloroethene	ND	6.4	0.76
Methylene Chloride	2.0 J	26	1.4
Carbon Disulfide	ND	6.4	0.85
MTBE	ND	6.4	0.62
trans-1,2-Dichloroethene	ND	6.4	0.87
Vinyl Acetate	ND	64	0.67
1,1-Dichloroethane	ND	6.4	0.98
2-Butanone	ND	13	0.86
cis-1,2-Dichloroethene	ND	6.4	0.73
2,2-Dichloropropane	ND	6.4	0.76
Chloroform	ND	6.4	0.88
Bromochloromethane	ND	6.4	0.14
1,1,1-Trichloroethane	ND	6.4	0.84
1,1-Dichloropropene	ND	6.4	0.83
Carbon Tetrachloride	ND	6.4	0.76
1,2-Dichloroethane	ND	6.4	0.80
Benzene	ND	6.4	0.89
Trichloroethene	ND	6.4	0.93
1,2-Dichloropropane	ND	6.4	0.75
Bromodichloromethane	ND	6.4	0.69
Dibromomethane	ND	6.4	0.28
4-Methyl-2-Pentanone	ND	13	0.76
cis-1,3-Dichloropropene	ND	6.4	0.51
Toluene	ND	6.4	0.98
trans-1,3-Dichloropropene	ND	6.4	0.54
1,1,2-Trichloroethane	ND	6.4	0.61
2-Hexanone	ND	13	0.79
1,3-Dichloropropane	ND	6.4	0.64
Tetrachloroethene	ND	6.4	0.82
Dibromochloromethane	ND	6.4	0.62
1,2-Dibromoethane	ND	6.4	0.66
Chlorobenzene	ND	6.4	0.80
1,1,1,2-Tetrachloroethane	ND	6.4	0.67
Ethylbenzene	ND	6.4	0.91
m,p-Xylenes	ND	6.4	1.8
o-Xylene	ND	6.4	0.76
Styrene	ND	6.4	0.66
Bromoform	ND	6.4	0.29
Isopropylbenzene	ND	6.4	0.83
1,1,2,2-Tetrachloroethane	ND	6.4	0.66
1,2,3-Trichloropropane	ND	6.4	0.78
Propylbenzene	ND	6.4	0.85

J= Estimated value
 ND= Not Detected at or above MDL
 RL= Reporting Limit
 MDL= Method Detection Limit

Purgeable Organics by GC/MS			
Lab #:	263327	Location:	Port Oak CNG
Client:	Weiss Associates	Prep:	EPA 5035
Project#:	259-1971.15	Analysis:	EPA 8260B
Field ID:	CNG-B2-1'	Diln Fac:	1.163
Lab ID:	263327-005	Batch#:	218624
Matrix:	Soil	Sampled:	12/12/14
Units:	ug/Kg	Received:	12/12/14
Basis:	dry	Analyzed:	12/18/14

Analyte	Result	RL	MDL
Bromobenzene	ND	6.4	0.28
1,3,5-Trimethylbenzene	ND	6.4	0.83
2-Chlorotoluene	ND	6.4	0.88
4-Chlorotoluene	ND	6.4	0.83
tert-Butylbenzene	ND	6.4	0.90
1,2,4-Trimethylbenzene	ND	6.4	0.80
sec-Butylbenzene	ND	6.4	0.78
para-Isopropyl Toluene	ND	6.4	0.79
1,3-Dichlorobenzene	ND	6.4	0.67
1,4-Dichlorobenzene	ND	6.4	0.61
n-Butylbenzene	ND	6.4	0.75
1,2-Dichlorobenzene	ND	6.4	0.60
1,2-Dibromo-3-Chloropropane	ND	6.4	0.99
1,2,4-Trichlorobenzene	ND	6.4	0.19
Hexachlorobutadiene	ND	6.4	0.82
Naphthalene	ND	6.4	1.3
1,2,3-Trichlorobenzene	ND	6.4	0.21

Surrogate	%REC	Limits
Dibromofluoromethane	118	76-128
1,2-Dichloroethane-d4	118	80-137
Toluene-d8	104	80-120
Bromofluorobenzene	112	79-128

J= Estimated value
 ND= Not Detected at or above MDL
 RL= Reporting Limit
 MDL= Method Detection Limit

Purgeable Organics by GC/MS

Lab #:	263327	Location:	Port Oak CNG
Client:	Weiss Associates	Prep:	EPA 5035
Project#:	259-1971.15	Analysis:	EPA 8260B
Field ID:	CNG-B2-5'	Diln Fac:	0.7418
Lab ID:	263327-006	Batch#:	218580
Matrix:	Soil	Sampled:	12/12/14
Units:	ug/Kg	Received:	12/12/14
Basis:	dry	Analyzed:	12/17/14

Moisture: 14%

Analyte	Result	RL	MDL
Freon 12	ND	8.6	0.58
Chloromethane	ND	8.6	0.43
Vinyl Chloride	ND	8.6	0.42
Bromomethane	ND	8.6	0.54
Chloroethane	ND	8.6	0.74
Trichlorofluoromethane	ND	4.3	0.29
Acetone	6.4 J	17	2.1
Freon 113	ND	4.3	0.56
1,1-Dichloroethene	ND	4.3	1.1
Methylene Chloride	ND	17	2.7
Carbon Disulfide	ND	4.3	0.52
MTBE	ND	4.3	0.87
trans-1,2-Dichloroethene	ND	4.3	0.54
Vinyl Acetate	ND	43	2.1
1,1-Dichloroethane	ND	4.3	1.3
2-Butanone	ND	8.6	1.0
cis-1,2-Dichloroethene	ND	4.3	0.63
2,2-Dichloropropane	ND	4.3	0.98
Chloroform	ND	4.3	0.60
Bromochloromethane	ND	4.3	0.64
1,1,1-Trichloroethane	ND	4.3	0.67
1,1-Dichloropropene	ND	4.3	0.69
Carbon Tetrachloride	ND	4.3	0.80
1,2-Dichloroethane	ND	4.3	0.61
Benzene	ND	4.3	0.60
Trichloroethene	ND	4.3	0.65
1,2-Dichloropropane	ND	4.3	0.41
Bromodichloromethane	ND	4.3	0.52
Dibromomethane	ND	4.3	0.53
4-Methyl-2-Pentanone	ND	8.6	0.62
cis-1,3-Dichloropropene	ND	4.3	0.32
Toluene	ND	4.3	0.40
trans-1,3-Dichloropropene	ND	4.3	0.40
1,1,2-Trichloroethane	ND	4.3	0.45
2-Hexanone	ND	8.6	0.48
1,3-Dichloropropane	ND	4.3	0.38
Tetrachloroethene	ND	4.3	0.58
Dibromochloromethane	ND	4.3	0.32
1,2-Dibromoethane	ND	4.3	0.43
Chlorobenzene	ND	4.3	0.30
1,1,1,2-Tetrachloroethane	ND	4.3	0.30
Ethylbenzene	ND	4.3	0.53
m,p-Xylenes	ND	4.3	1.1
o-Xylene	ND	4.3	0.59
Styrene	ND	4.3	0.63
Bromoform	ND	4.3	0.41
Isopropylbenzene	ND	4.3	0.57
1,1,2,2-Tetrachloroethane	ND	4.3	0.25
1,2,3-Trichloropropane	ND	4.3	0.44
Propylbenzene	ND	4.3	0.67

J= Estimated value
 ND= Not Detected at or above MDL
 RL= Reporting Limit
 MDL= Method Detection Limit

Purgeable Organics by GC/MS			
Lab #:	263327	Location:	Port Oak CNG
Client:	Weiss Associates	Prep:	EPA 5035
Project#:	259-1971.15	Analysis:	EPA 8260B
Field ID:	CNG-B2-5'	Diln Fac:	0.7418
Lab ID:	263327-006	Batch#:	218580
Matrix:	Soil	Sampled:	12/12/14
Units:	ug/Kg	Received:	12/12/14
Basis:	dry	Analyzed:	12/17/14

Analyte	Result	RL	MDL
Bromobenzene	ND	4.3	0.33
1,3,5-Trimethylbenzene	ND	4.3	0.54
2-Chlorotoluene	ND	4.3	0.53
4-Chlorotoluene	ND	4.3	0.44
tert-Butylbenzene	ND	4.3	0.68
1,2,4-Trimethylbenzene	ND	4.3	0.53
sec-Butylbenzene	ND	4.3	0.55
para-Isopropyl Toluene	ND	4.3	0.56
1,3-Dichlorobenzene	ND	4.3	0.30
1,4-Dichlorobenzene	ND	4.3	0.45
n-Butylbenzene	ND	4.3	0.54
1,2-Dichlorobenzene	ND	4.3	1.4
1,2-Dibromo-3-Chloropropane	ND	4.3	0.49
1,2,4-Trichlorobenzene	ND	4.3	0.55
Hexachlorobutadiene	ND	4.3	0.64
Naphthalene	ND	4.3	0.44
1,2,3-Trichlorobenzene	ND	4.3	0.51

Surrogate	%REC	Limits
Dibromofluoromethane	115	76-128
1,2-Dichloroethane-d4	120	80-137
Toluene-d8	102	80-120
Bromofluorobenzene	108	79-128

J= Estimated value
 ND= Not Detected at or above MDL
 RL= Reporting Limit
 MDL= Method Detection Limit

Purgeable Organics by GC/MS

Lab #:	263327	Location:	Port Oak CNG
Client:	Weiss Associates	Prep:	EPA 5035
Project#:	259-1971.15	Analysis:	EPA 8260B
Field ID:	CNG-B2-7'	Diln Fac:	0.6812
Lab ID:	263327-007	Batch#:	218622
Matrix:	Soil	Sampled:	12/12/14
Units:	ug/Kg	Received:	12/12/14
Basis:	dry	Analyzed:	12/18/14

Moisture: 15%

Analyte	Result	RL	MDL
Freon 12	ND	8.0	0.54
Chloromethane	ND	8.0	0.40
Vinyl Chloride	ND	8.0	0.39
Bromomethane	ND	8.0	0.51
Chloroethane	ND	8.0	0.68
Trichlorofluoromethane	ND	4.0	0.27
Acetone	4.8 J	16	1.9
Freon 113	ND	4.0	0.52
1,1-Dichloroethene	ND	4.0	1.0
Methylene Chloride	ND	16	2.5
Carbon Disulfide	ND	4.0	0.49
MTBE	ND	4.0	0.81
trans-1,2-Dichloroethene	ND	4.0	0.50
Vinyl Acetate	ND	40	1.9
1,1-Dichloroethane	ND	4.0	1.2
2-Butanone	ND	8.0	0.94
cis-1,2-Dichloroethene	ND	4.0	0.59
2,2-Dichloropropane	ND	4.0	0.91
Chloroform	ND	4.0	0.55
Bromochloromethane	ND	4.0	0.59
1,1,1-Trichloroethane	ND	4.0	0.62
1,1-Dichloropropene	ND	4.0	0.64
Carbon Tetrachloride	ND	4.0	0.74
1,2-Dichloroethane	ND	4.0	0.57
Benzene	ND	4.0	0.56
Trichloroethene	ND	4.0	0.60
1,2-Dichloropropane	ND	4.0	0.38
Bromodichloromethane	ND	4.0	0.49
Dibromomethane	ND	4.0	0.50
4-Methyl-2-Pentanone	ND	8.0	0.58
cis-1,3-Dichloropropene	ND	4.0	0.30
Toluene	ND	4.0	0.37
trans-1,3-Dichloropropene	ND	4.0	0.37
1,1,2-Trichloroethane	ND	4.0	0.42
2-Hexanone	ND	8.0	0.44
1,3-Dichloropropane	ND	4.0	0.35
Tetrachloroethene	ND	4.0	0.53
Dibromochloromethane	ND	4.0	0.30
1,2-Dibromoethane	ND	4.0	0.40
Chlorobenzene	ND	4.0	0.28
1,1,1,2-Tetrachloroethane	ND	4.0	0.28
Ethylbenzene	ND	4.0	0.49
m,p-Xylenes	ND	4.0	1.1
o-Xylene	ND	4.0	0.55
Styrene	ND	4.0	0.58
Bromoform	ND	4.0	0.38
Isopropylbenzene	ND	4.0	0.53
1,1,2,2-Tetrachloroethane	ND	4.0	0.23
1,2,3-Trichloropropane	ND	4.0	0.41

*= Value outside of QC limits; see narrative

J= Estimated value

ND= Not Detected at or above MDL

RL= Reporting Limit

MDL= Method Detection Limit

Purgeable Organics by GC/MS			
Lab #:	263327	Location:	Port Oak CNG
Client:	Weiss Associates	Prep:	EPA 5035
Project#:	259-1971.15	Analysis:	EPA 8260B
Field ID:	CNG-B2-7'	Diln Fac:	0.6812
Lab ID:	263327-007	Batch#:	218622
Matrix:	Soil	Sampled:	12/12/14
Units:	ug/Kg	Received:	12/12/14
Basis:	dry	Analyzed:	12/18/14

Analyte	Result	RL	MDL
Propylbenzene	ND	4.0	0.62
Bromobenzene	ND	4.0	0.30
1,3,5-Trimethylbenzene	ND	4.0	0.50
2-Chlorotoluene	ND	4.0	0.50
4-Chlorotoluene	ND	4.0	0.41
tert-Butylbenzene	ND	4.0	0.63
1,2,4-Trimethylbenzene	ND	4.0	0.49
sec-Butylbenzene	ND	4.0	0.52
para-Isopropyl Toluene	ND	4.0	0.52
1,3-Dichlorobenzene	ND	4.0	0.28
1,4-Dichlorobenzene	ND	4.0	0.42
n-Butylbenzene	ND	4.0	0.50
1,2-Dichlorobenzene	ND	4.0	1.3
1,2-Dibromo-3-Chloropropane	ND	4.0	0.46
1,2,4-Trichlorobenzene	ND	4.0	0.51
Hexachlorobutadiene	ND	4.0	0.59
Naphthalene	ND	4.0	0.41
1,2,3-Trichlorobenzene	ND	4.0	0.47

Surrogate	%REC	Limits
Dibromofluoromethane	134 *	76-128
1,2-Dichloroethane-d4	147 *	80-137
Toluene-d8	106	80-120
Bromofluorobenzene	117	79-128

*= Value outside of QC limits; see narrative
 J= Estimated value
 ND= Not Detected at or above MDL
 RL= Reporting Limit
 MDL= Method Detection Limit

Batch QC Report

Purgeable Organics by GC/MS			
Lab #:	263327	Location:	Port Oak CNG
Client:	Weiss Associates	Prep:	EPA 5035
Project#:	259-1971.15	Analysis:	EPA 8260B
Type:	BLANK	Diln Fac:	1.000
Lab ID:	QC770027	Batch#:	218559
Matrix:	Soil	Analyzed:	12/16/14
Units:	ug/Kg		

Analyte	Result	RL	MDL
Freon 12	ND	10	0.40
Chloromethane	ND	10	1.0
Vinyl Chloride	ND	10	0.93
Bromomethane	ND	10	1.2
Chloroethane	ND	10	0.50
Trichlorofluoromethane	ND	5.0	0.70
Acetone	ND	20	1.8
Freon 113	ND	5.0	0.44
1,1-Dichloroethene	ND	5.0	0.94
Methylene Chloride	ND	20	1.1
Carbon Disulfide	ND	5.0	0.87
MTBE	ND	5.0	1.0
trans-1,2-Dichloroethene	ND	5.0	0.84
Vinyl Acetate	ND	50	0.72
1,1-Dichloroethane	ND	5.0	1.2
2-Butanone	ND	10	1.3
cis-1,2-Dichloroethene	ND	5.0	0.87
2,2-Dichloropropane	ND	5.0	1.1
Chloroform	ND	5.0	1.3
Bromochloromethane	ND	5.0	0.93
1,1,1-Trichloroethane	ND	5.0	0.81
1,1-Dichloropropene	ND	5.0	0.63
Carbon Tetrachloride	ND	5.0	0.48
1,2-Dichloroethane	ND	5.0	0.93
Benzene	ND	5.0	0.90
Trichloroethene	ND	5.0	0.84
1,2-Dichloropropane	ND	5.0	0.78
Bromodichloromethane	ND	5.0	0.85
Dibromomethane	ND	5.0	0.77
4-Methyl-2-Pentanone	ND	10	1.0
cis-1,3-Dichloropropene	ND	5.0	0.61
Toluene	ND	5.0	0.71
trans-1,3-Dichloropropene	ND	5.0	0.65
1,1,2-Trichloroethane	ND	5.0	0.62
2-Hexanone	ND	10	0.88
1,3-Dichloropropane	ND	5.0	0.84
Tetrachloroethene	ND	5.0	0.52
Dibromochloromethane	ND	5.0	0.51
1,2-Dibromoethane	ND	5.0	0.65
Chlorobenzene	ND	5.0	0.69
1,1,1,2-Tetrachloroethane	ND	5.0	0.62
Ethylbenzene	ND	5.0	0.68
m,p-Xylenes	ND	5.0	1.3
o-Xylene	ND	5.0	0.63
Styrene	ND	5.0	0.58
Bromoform	ND	5.0	0.39
Isopropylbenzene	ND	5.0	0.50
1,1,2,2-Tetrachloroethane	ND	5.0	0.41
1,2,3-Trichloropropane	ND	5.0	0.58
Propylbenzene	ND	5.0	0.45
Bromobenzene	ND	5.0	0.53
1,3,5-Trimethylbenzene	ND	5.0	0.57
2-Chlorotoluene	ND	5.0	0.68

ND= Not Detected at or above MDL

RL= Reporting Limit

MDL= Method Detection Limit

Batch QC Report

Purgeable Organics by GC/MS			
Lab #:	263327	Location:	Port Oak CNG
Client:	Weiss Associates	Prep:	EPA 5035
Project#:	259-1971.15	Analysis:	EPA 8260B
Type:	BLANK	Diln Fac:	1.000
Lab ID:	QC770027	Batch#:	218559
Matrix:	Soil	Analyzed:	12/16/14
Units:	ug/Kg		

Analyte	Result	RL	MDL
4-Chlorotoluene	ND	5.0	0.65
tert-Butylbenzene	ND	5.0	0.40
1,2,4-Trimethylbenzene	ND	5.0	0.60
sec-Butylbenzene	ND	5.0	0.42
para-Isopropyl Toluene	ND	5.0	0.42
1,3-Dichlorobenzene	ND	5.0	0.44
1,4-Dichlorobenzene	ND	5.0	0.54
n-Butylbenzene	ND	5.0	0.38
1,2-Dichlorobenzene	ND	5.0	0.53
1,2-Dibromo-3-Chloropropane	ND	5.0	0.94
1,2,4-Trichlorobenzene	ND	5.0	0.42
Hexachlorobutadiene	ND	5.0	0.30
Naphthalene	ND	5.0	0.31
1,2,3-Trichlorobenzene	ND	5.0	0.43

Surrogate	%REC	Limits
Dibromofluoromethane	93	76-128
1,2-Dichloroethane-d4	85	80-137
Toluene-d8	93	80-120
Bromofluorobenzene	105	79-128

ND= Not Detected at or above MDL
 RL= Reporting Limit
 MDL= Method Detection Limit

Batch QC Report

Purgeable Organics by GC/MS			
Lab #:	263327	Location:	Port Oak CNG
Client:	Weiss Associates	Prep:	EPA 5035
Project#:	259-1971.15	Analysis:	EPA 8260B
Type:	LCS	Diln Fac:	1.000
Lab ID:	QC770029	Batch#:	218559
Matrix:	Soil	Analyzed:	12/16/14
Units:	ug/Kg		

Analyte	Spiked	Result	%REC	Limits
1,1-Dichloroethene	20.00	16.92	85	68-135
Benzene	20.00	17.38	87	80-127
Trichloroethene	20.00	18.96	95	77-129
Toluene	20.00	18.42	92	79-125
Chlorobenzene	20.00	19.23	96	78-120

Surrogate	%REC	Limits
Dibromofluoromethane	88	76-128
1,2-Dichloroethane-d4	84	80-137
Toluene-d8	94	80-120
Bromofluorobenzene	94	79-128

Batch QC Report

Purgeable Organics by GC/MS			
Lab #:	263327	Location:	Port Oak CNG
Client:	Weiss Associates	Prep:	EPA 5030B
Project#:	259-1971.15	Analysis:	EPA 8260B
Field ID:	ZZZZZZZZZZ	Batch#:	218559
MSS Lab ID:	263183-005	Sampled:	12/05/14
Matrix:	Soil	Received:	12/09/14
Units:	ug/Kg	Analyzed:	12/17/14
Basis:	dry		

Type:	MS	Moisture:	15%
Lab ID:	QC770030	Diln Fac:	0.9653

Analyte	MSS Result	Spiked	Result	%REC	Limits
1,1-Dichloroethene	<1.069	56.78	49.06	86	46-138
Benzene	<1.027	56.78	48.61	86	51-125
Trichloroethene	<0.9502	56.78	50.04	88	41-146
Toluene	<0.8093	56.78	47.68	84	45-123
Chlorobenzene	<0.7806	56.78	46.57	82	39-120

Surrogate	%REC	Limits
Dibromofluoromethane	93	76-128
1,2-Dichloroethane-d4	99	80-137
Toluene-d8	97	80-120
Bromofluorobenzene	98	79-128

Type:	MSD	Moisture:	15%
Lab ID:	QC770031	Diln Fac:	0.9597

Analyte	Spiked	Result	%REC	Limits	RPD	Lim
1,1-Dichloroethene	56.45	51.96	92	46-138	6	51
Benzene	56.45	48.74	86	51-125	1	46
Trichloroethene	56.45	50.04	89	41-146	1	55
Toluene	56.45	51.24	91	45-123	8	59
Chlorobenzene	56.45	48.36	86	39-120	4	54

Surrogate	%REC	Limits
Dibromofluoromethane	93	76-128
1,2-Dichloroethane-d4	97	80-137
Toluene-d8	99	80-120
Bromofluorobenzene	101	79-128

RPD= Relative Percent Difference

Batch QC Report

Purgeable Organics by GC/MS			
Lab #:	263327	Location:	Port Oak CNG
Client:	Weiss Associates	Prep:	EPA 5035
Project#:	259-1971.15	Analysis:	EPA 8260B
Matrix:	Soil	Batch#:	218580
Units:	ug/Kg	Analyzed:	12/17/14
Diln Fac:	1.000		

Type: BS Lab ID: QC770108

Analyte	Spiked	Result	%REC	Limits
1,1-Dichloroethene	25.00	30.57	122	68-135
Benzene	25.00	24.03	96	80-127
Trichloroethene	25.00	25.63	103	77-129
Toluene	25.00	23.75	95	79-125
Chlorobenzene	25.00	25.99	104	78-120

Surrogate	%REC	Limits
Dibromofluoromethane	121	76-128
1,2-Dichloroethane-d4	119	80-137
Toluene-d8	102	80-120
Bromofluorobenzene	110	79-128

Type: BSD Lab ID: QC770109

Analyte	Spiked	Result	%REC	Limits	RPD	Lim
1,1-Dichloroethene	25.00	27.16	109	68-135	12	35
Benzene	25.00	24.00	96	80-127	0	20
Trichloroethene	25.00	25.16	101	77-129	2	20
Toluene	25.00	23.70	95	79-125	0	23
Chlorobenzene	25.00	25.61	102	78-120	2	20

Surrogate	%REC	Limits
Dibromofluoromethane	113	76-128
1,2-Dichloroethane-d4	118	80-137
Toluene-d8	102	80-120
Bromofluorobenzene	114	79-128

RPD= Relative Percent Difference

Batch QC Report

Purgeable Organics by GC/MS			
Lab #:	263327	Location:	Port Oak CNG
Client:	Weiss Associates	Prep:	EPA 5035
Project#:	259-1971.15	Analysis:	EPA 8260B
Type:	BLANK	Diln Fac:	1.000
Lab ID:	QC770110	Batch#:	218580
Matrix:	Soil	Analyzed:	12/17/14
Units:	ug/Kg		

Analyte	Result	RL	MDL
Freon 12	ND	10	0.68
Chloromethane	ND	10	0.49
Vinyl Chloride	ND	10	0.48
Bromomethane	ND	10	0.63
Chloroethane	ND	10	0.85
Trichlorofluoromethane	ND	5.0	0.33
Acetone	14 J	20	2.4
Freon 113	ND	5.0	0.65
1,1-Dichloroethene	ND	5.0	1.3
Methylene Chloride	ND	20	3.1
Carbon Disulfide	ND	5.0	0.61
MTBE	ND	5.0	1.0
trans-1,2-Dichloroethene	ND	5.0	0.63
Vinyl Acetate	ND	50	2.4
1,1-Dichloroethane	ND	5.0	1.5
2-Butanone	ND	10	1.2
cis-1,2-Dichloroethene	ND	5.0	0.73
2,2-Dichloropropane	ND	5.0	1.1
Chloroform	ND	5.0	0.69
Bromochloromethane	ND	5.0	0.74
1,1,1-Trichloroethane	ND	5.0	0.78
1,1-Dichloropropene	ND	5.0	0.80
Carbon Tetrachloride	ND	5.0	0.93
1,2-Dichloroethane	ND	5.0	0.71
Benzene	ND	5.0	0.69
Trichloroethene	ND	5.0	0.75
1,2-Dichloropropane	ND	5.0	0.47
Bromodichloromethane	ND	5.0	0.61
Dibromomethane	ND	5.0	0.62
4-Methyl-2-Pentanone	ND	10	0.72
cis-1,3-Dichloropropene	ND	5.0	0.37
Toluene	ND	5.0	0.47
trans-1,3-Dichloropropene	ND	5.0	0.47
1,1,2-Trichloroethane	ND	5.0	0.53
2-Hexanone	ND	10	0.55
1,3-Dichloropropane	ND	5.0	0.44
Tetrachloroethene	ND	5.0	0.67
Dibromochloromethane	ND	5.0	0.37
1,2-Dibromoethane	ND	5.0	0.50
Chlorobenzene	ND	5.0	0.35
1,1,1,2-Tetrachloroethane	ND	5.0	0.35
Ethylbenzene	ND	5.0	0.61
m,p-Xylenes	ND	5.0	1.3
o-Xylene	ND	5.0	0.68
Styrene	ND	5.0	0.73
Bromoform	ND	5.0	0.47
Isopropylbenzene	ND	5.0	0.66
1,1,2,2-Tetrachloroethane	ND	5.0	0.29
1,2,3-Trichloropropane	ND	5.0	0.51
Propylbenzene	ND	5.0	0.78
Bromobenzene	ND	5.0	0.38

*= Value outside of QC limits; see narrative

J= Estimated value

ND= Not Detected at or above MDL

RL= Reporting Limit

MDL= Method Detection Limit

Batch QC Report

Purgeable Organics by GC/MS			
Lab #:	263327	Location:	Port Oak CNG
Client:	Weiss Associates	Prep:	EPA 5035
Project#:	259-1971.15	Analysis:	EPA 8260B
Type:	BLANK	Diln Fac:	1.000
Lab ID:	QC770110	Batch#:	218580
Matrix:	Soil	Analyzed:	12/17/14
Units:	ug/Kg		

Analyte	Result	RL	MDL
1,3,5-Trimethylbenzene	ND	5.0	0.62
2-Chlorotoluene	ND	5.0	0.62
4-Chlorotoluene	ND	5.0	0.51
tert-Butylbenzene	ND	5.0	0.79
1,2,4-Trimethylbenzene	ND	5.0	0.61
sec-Butylbenzene	ND	5.0	0.64
para-Isopropyl Toluene	ND	5.0	0.65
1,3-Dichlorobenzene	ND	5.0	0.35
1,4-Dichlorobenzene	ND	5.0	0.52
n-Butylbenzene	ND	5.0	0.63
1,2-Dichlorobenzene	ND	5.0	1.6
1,2-Dibromo-3-Chloropropane	ND	5.0	0.57
1,2,4-Trichlorobenzene	ND	5.0	0.64
Hexachlorobutadiene	ND	5.0	0.74
Naphthalene	ND	5.0	0.51
1,2,3-Trichlorobenzene	ND	5.0	0.59

Surrogate	%REC	Limits
Dibromofluoromethane	134 *	76-128
1,2-Dichloroethane-d4	139 *	80-137
Toluene-d8	105	80-120
Bromofluorobenzene	107	79-128

*= Value outside of QC limits; see narrative

J= Estimated value

ND= Not Detected at or above MDL

RL= Reporting Limit

MDL= Method Detection Limit

Batch QC Report

Purgeable Organics by GC/MS			
Lab #:	263327	Location:	Port Oak CNG
Client:	Weiss Associates	Prep:	EPA 5030B
Project#:	259-1971.15	Analysis:	EPA 8260B
Field ID:	ZZZZZZZZZZ	Batch#:	218580
MSS Lab ID:	263287-025	Sampled:	12/10/14
Matrix:	Soil	Received:	12/11/14
Units:	ug/Kg	Analyzed:	12/17/14
Basis:	as received		

Type: MS Diln Fac: 0.9728
 Lab ID: QC770189

Analyte	MSS Result	Spiked	Result	%REC	Limits
1,1-Dichloroethene	<1.205	48.64	56.20	116	46-138
Benzene	<0.6536	48.64	45.41	93	51-125
Trichloroethene	<0.7057	48.64	50.38	104	41-146
Toluene	<0.4399	48.64	39.92	82	45-123
Chlorobenzene	<0.3324	48.64	39.42	81	39-120

Surrogate	%REC	Limits
Dibromofluoromethane	118	76-128
1,2-Dichloroethane-d4	130	80-137
Toluene-d8	98	80-120
Bromofluorobenzene	115	79-128

Type: MSD Diln Fac: 0.9434
 Lab ID: QC770190

Analyte	Spiked	Result	%REC	Limits	RPD	Lim
1,1-Dichloroethene	47.17	56.61	120	46-138	4	51
Benzene	47.17	46.95	100	51-125	6	46
Trichloroethene	47.17	47.66	101	41-146	2	55
Toluene	47.17	43.31	92	45-123	11	59
Chlorobenzene	47.17	41.58	88	39-120	8	54

Surrogate	%REC	Limits
Dibromofluoromethane	106	76-128
1,2-Dichloroethane-d4	114	80-137
Toluene-d8	103	80-120
Bromofluorobenzene	107	79-128

RPD= Relative Percent Difference

Batch QC Report

Purgeable Organics by GC/MS			
Lab #:	263327	Location:	Port Oak CNG
Client:	Weiss Associates	Prep:	EPA 5035
Project#:	259-1971.15	Analysis:	EPA 8260B
Matrix:	Soil	Batch#:	218622
Units:	ug/Kg	Analyzed:	12/18/14
Diln Fac:	1.000		

Type: BS Lab ID: QC770251

Analyte	Spiked	Result	%REC	Limits
1,1-Dichloroethene	37.50	45.40	121	68-135
Benzene	37.50	37.37	100	80-127
Trichloroethene	37.50	38.95	104	77-129
Toluene	37.50	36.40	97	79-125
Chlorobenzene	37.50	36.85	98	78-120

Surrogate	%REC	Limits
Dibromofluoromethane	118	76-128
1,2-Dichloroethane-d4	118	80-137
Toluene-d8	105	80-120
Bromofluorobenzene	109	79-128

Type: BSD Lab ID: QC770252

Analyte	Spiked	Result	%REC	Limits	RPD	Lim
1,1-Dichloroethene	37.50	41.18	110	68-135	10	35
Benzene	37.50	37.17	99	80-127	1	20
Trichloroethene	37.50	39.85	106	77-129	2	20
Toluene	37.50	36.67	98	79-125	1	23
Chlorobenzene	37.50	38.57	103	78-120	5	20

Surrogate	%REC	Limits
Dibromofluoromethane	109	76-128
1,2-Dichloroethane-d4	122	80-137
Toluene-d8	103	80-120
Bromofluorobenzene	114	79-128

RPD= Relative Percent Difference

Batch QC Report

Purgeable Organics by GC/MS			
Lab #:	263327	Location:	Port Oak CNG
Client:	Weiss Associates	Prep:	EPA 5035
Project#:	259-1971.15	Analysis:	EPA 8260B
Type:	BLANK	Diln Fac:	1.000
Lab ID:	QC770253	Batch#:	218622
Matrix:	Soil	Analyzed:	12/18/14
Units:	ug/Kg		

Analyte	Result	RL	MDL
Freon 12	ND	10	0.68
Chloromethane	ND	10	0.49
Vinyl Chloride	ND	10	0.48
Bromomethane	ND	10	0.63
Chloroethane	ND	10	0.85
Trichlorofluoromethane	ND	5.0	0.33
Acetone	16 J	20	2.4
Freon 113	ND	5.0	0.65
1,1-Dichloroethene	ND	5.0	1.3
Methylene Chloride	ND	20	3.1
Carbon Disulfide	ND	5.0	0.61
MTBE	ND	5.0	1.0
trans-1,2-Dichloroethene	ND	5.0	0.63
Vinyl Acetate	ND	50	2.4
1,1-Dichloroethane	ND	5.0	1.5
2-Butanone	ND	10	1.2
cis-1,2-Dichloroethene	ND	5.0	0.73
2,2-Dichloropropane	ND	5.0	1.1
Chloroform	ND	5.0	0.69
Bromochloromethane	ND	5.0	0.74
1,1,1-Trichloroethane	ND	5.0	0.78
1,1-Dichloropropene	ND	5.0	0.80
Carbon Tetrachloride	ND	5.0	0.93
1,2-Dichloroethane	ND	5.0	0.71
Benzene	ND	5.0	0.69
Trichloroethene	ND	5.0	0.75
1,2-Dichloropropane	ND	5.0	0.47
Bromodichloromethane	ND	5.0	0.61
Dibromomethane	ND	5.0	0.62
4-Methyl-2-Pentanone	ND	10	0.72
cis-1,3-Dichloropropene	ND	5.0	0.37
Toluene	ND	5.0	0.47
trans-1,3-Dichloropropene	ND	5.0	0.47
1,1,2-Trichloroethane	ND	5.0	0.53
2-Hexanone	ND	10	0.55
1,3-Dichloropropane	ND	5.0	0.44
Tetrachloroethene	ND	5.0	0.67
Dibromochloromethane	ND	5.0	0.37
1,2-Dibromoethane	ND	5.0	0.50
Chlorobenzene	ND	5.0	0.35
1,1,1,2-Tetrachloroethane	ND	5.0	0.35
Ethylbenzene	ND	5.0	0.61
m,p-Xylenes	ND	5.0	1.3
o-Xylene	ND	5.0	0.68
Styrene	ND	5.0	0.73
Bromoform	ND	5.0	0.47
Isopropylbenzene	ND	5.0	0.66
1,1,2,2-Tetrachloroethane	ND	5.0	0.29
1,2,3-Trichloropropane	ND	5.0	0.51
Propylbenzene	ND	5.0	0.78
Bromobenzene	ND	5.0	0.38

*= Value outside of QC limits; see narrative

J= Estimated value

ND= Not Detected at or above MDL

RL= Reporting Limit

MDL= Method Detection Limit

Batch QC Report

Purgeable Organics by GC/MS			
Lab #:	263327	Location:	Port Oak CNG
Client:	Weiss Associates	Prep:	EPA 5035
Project#:	259-1971.15	Analysis:	EPA 8260B
Type:	BLANK	Diln Fac:	1.000
Lab ID:	QC770253	Batch#:	218622
Matrix:	Soil	Analyzed:	12/18/14
Units:	ug/Kg		

Analyte	Result	RL	MDL
1,3,5-Trimethylbenzene	ND	5.0	0.62
2-Chlorotoluene	ND	5.0	0.62
4-Chlorotoluene	ND	5.0	0.51
tert-Butylbenzene	ND	5.0	0.79
1,2,4-Trimethylbenzene	ND	5.0	0.61
sec-Butylbenzene	ND	5.0	0.64
para-Isopropyl Toluene	ND	5.0	0.65
1,3-Dichlorobenzene	ND	5.0	0.35
1,4-Dichlorobenzene	ND	5.0	0.52
n-Butylbenzene	ND	5.0	0.63
1,2-Dichlorobenzene	ND	5.0	1.6
1,2-Dibromo-3-Chloropropane	ND	5.0	0.57
1,2,4-Trichlorobenzene	ND	5.0	0.64
Hexachlorobutadiene	ND	5.0	0.74
Naphthalene	ND	5.0	0.51
1,2,3-Trichlorobenzene	ND	5.0	0.59

Surrogate	%REC	Limits
Dibromofluoromethane	129 *	76-128
1,2-Dichloroethane-d4	136	80-137
Toluene-d8	104	80-120
Bromofluorobenzene	117	79-128

*= Value outside of QC limits; see narrative

J= Estimated value

ND= Not Detected at or above MDL

RL= Reporting Limit

MDL= Method Detection Limit

Batch QC Report

Purgeable Organics by GC/MS			
Lab #:	263327	Location:	Port Oak CNG
Client:	Weiss Associates	Prep:	EPA 5035
Project#:	259-1971.15	Analysis:	EPA 8260B
Type:	LCS	Diln Fac:	1.000
Lab ID:	QC770259	Batch#:	218624
Matrix:	Soil	Analyzed:	12/18/14
Units:	ug/Kg		

Analyte	Spiked	Result	%REC	Limits
1,1-Dichloroethene	25.00	26.94	108	68-135
Benzene	25.00	24.55	98	80-127
Trichloroethene	25.00	24.72	99	77-129
Toluene	25.00	23.17	93	79-125
Chlorobenzene	25.00	23.69	95	78-120

Surrogate	%REC	Limits
Dibromofluoromethane	112	76-128
1,2-Dichloroethane-d4	117	80-137
Toluene-d8	104	80-120
Bromofluorobenzene	107	79-128

Batch QC Report

Purgeable Organics by GC/MS			
Lab #:	263327	Location:	Port Oak CNG
Client:	Weiss Associates	Prep:	EPA 5035
Project#:	259-1971.15	Analysis:	EPA 8260B
Type:	BLANK	Diln Fac:	1.000
Lab ID:	QC770260	Batch#:	218624
Matrix:	Soil	Analyzed:	12/18/14
Units:	ug/Kg		

Analyte	Result	RL	MDL
Freon 12	ND	10	0.64
Chloromethane	ND	10	0.49
Vinyl Chloride	ND	10	0.41
Bromomethane	ND	10	0.36
Chloroethane	ND	10	0.40
Trichlorofluoromethane	ND	5.0	0.30
Acetone	3.5 J	20	0.85
Freon 113	ND	5.0	0.52
1,1-Dichloroethene	ND	5.0	0.60
Methylene Chloride	ND	20	1.1
Carbon Disulfide	ND	5.0	0.67
MTBE	ND	5.0	0.48
trans-1,2-Dichloroethene	ND	5.0	0.68
Vinyl Acetate	ND	50	0.52
1,1-Dichloroethane	ND	5.0	0.76
2-Butanone	ND	10	0.67
cis-1,2-Dichloroethene	ND	5.0	0.57
2,2-Dichloropropane	ND	5.0	0.59
Chloroform	ND	5.0	0.69
Bromochloromethane	ND	5.0	0.11
1,1,1-Trichloroethane	ND	5.0	0.66
1,1-Dichloropropene	ND	5.0	0.65
Carbon Tetrachloride	ND	5.0	0.59
1,2-Dichloroethane	ND	5.0	0.62
Benzene	ND	5.0	0.70
Trichloroethene	ND	5.0	0.73
1,2-Dichloropropane	ND	5.0	0.59
Bromodichloromethane	ND	5.0	0.54
Dibromomethane	ND	5.0	0.22
4-Methyl-2-Pentanone	ND	10	0.59
cis-1,3-Dichloropropene	ND	5.0	0.40
Toluene	ND	5.0	0.76
trans-1,3-Dichloropropene	ND	5.0	0.42
1,1,2-Trichloroethane	ND	5.0	0.48
2-Hexanone	ND	10	0.62
1,3-Dichloropropane	ND	5.0	0.50
Tetrachloroethene	ND	5.0	0.64
Dibromochloromethane	ND	5.0	0.49
1,2-Dibromoethane	ND	5.0	0.51
Chlorobenzene	ND	5.0	0.63
1,1,1,2-Tetrachloroethane	ND	5.0	0.53
Ethylbenzene	ND	5.0	0.71
m,p-Xylenes	ND	5.0	1.4
o-Xylene	ND	5.0	0.60
Styrene	ND	5.0	0.51
Bromoform	ND	5.0	0.23
Isopropylbenzene	ND	5.0	0.65
1,1,2,2-Tetrachloroethane	ND	5.0	0.52
1,2,3-Trichloropropane	ND	5.0	0.61
Propylbenzene	ND	5.0	0.66
Bromobenzene	ND	5.0	0.22
1,3,5-Trimethylbenzene	ND	5.0	0.65

J= Estimated value
 ND= Not Detected at or above MDL
 RL= Reporting Limit
 MDL= Method Detection Limit

Batch QC Report

Purgeable Organics by GC/MS			
Lab #:	263327	Location:	Port Oak CNG
Client:	Weiss Associates	Prep:	EPA 5035
Project#:	259-1971.15	Analysis:	EPA 8260B
Type:	BLANK	Diln Fac:	1.000
Lab ID:	QC770260	Batch#:	218624
Matrix:	Soil	Analyzed:	12/18/14
Units:	ug/Kg		

Analyte	Result	RL	MDL
2-Chlorotoluene	ND	5.0	0.69
4-Chlorotoluene	ND	5.0	0.65
tert-Butylbenzene	ND	5.0	0.70
1,2,4-Trimethylbenzene	ND	5.0	0.62
sec-Butylbenzene	ND	5.0	0.61
para-Isopropyl Toluene	ND	5.0	0.62
1,3-Dichlorobenzene	ND	5.0	0.53
1,4-Dichlorobenzene	ND	5.0	0.48
n-Butylbenzene	ND	5.0	0.59
1,2-Dichlorobenzene	ND	5.0	0.47
1,2-Dibromo-3-Chloropropane	ND	5.0	0.77
1,2,4-Trichlorobenzene	ND	5.0	0.15
Hexachlorobutadiene	ND	5.0	0.64
Naphthalene	ND	5.0	0.98
1,2,3-Trichlorobenzene	0.22 J	5.0	0.16

Surrogate	%REC	Limits
Dibromofluoromethane	118	76-128
1,2-Dichloroethane-d4	118	80-137
Toluene-d8	101	80-120
Bromofluorobenzene	102	79-128

J= Estimated value
 ND= Not Detected at or above MDL
 RL= Reporting Limit
 MDL= Method Detection Limit

Batch QC Report

Purgeable Organics by GC/MS			
Lab #:	263327	Location:	Port Oak CNG
Client:	Weiss Associates	Prep:	EPA 5030B
Project#:	259-1971.15	Analysis:	EPA 8260B
Field ID:	ZZZZZZZZZZ	Batch#:	218624
MSS Lab ID:	263378-001	Sampled:	12/16/14
Matrix:	Soil	Received:	12/16/14
Units:	ug/Kg	Analyzed:	12/18/14
Basis:	as received		

Type: MS Diln Fac: 0.9524
 Lab ID: QC770307

Analyte	MSS Result	Spiked	Result	%REC	Limits
1,1-Dichloroethene	<0.5916	47.62	53.08	111	46-138
Benzene	<0.6892	47.62	37.48	79	51-125
Trichloroethene	<0.7179	47.62	36.97	78	41-146
Toluene	<0.7549	47.62	32.48	68	45-123
Chlorobenzene	<0.6189	47.62	28.00	59	39-120

Surrogate	%REC	Limits
Dibromofluoromethane	123	76-128
1,2-Dichloroethane-d4	129	80-137
Toluene-d8	103	80-120
Bromofluorobenzene	110	79-128

Type: MSD Diln Fac: 0.9940
 Lab ID: QC770308

Analyte	Spiked	Result	%REC	Limits	RPD	Lim
1,1-Dichloroethene	49.70	54.30	109	46-138	2	51
Benzene	49.70	38.75	78	51-125	1	46
Trichloroethene	49.70	37.59	76	41-146	3	55
Toluene	49.70	32.76	66	45-123	3	59
Chlorobenzene	49.70	27.16	55	39-120	7	54

Surrogate	%REC	Limits
Dibromofluoromethane	121	76-128
1,2-Dichloroethane-d4	129	80-137
Toluene-d8	104	80-120
Bromofluorobenzene	111	79-128

RPD= Relative Percent Difference

Semivolatile Organics by GC/MS SIM

Lab #:	263327	Location:	Port Oak CNG
Client:	Weiss Associates	Prep:	EPA 3520C
Project#:	259-1971.15	Analysis:	EPA 8270C-SIM
Field ID:	CNG-B1-W	Batch#:	218508
Lab ID:	263327-004	Sampled:	12/12/14
Matrix:	Water	Received:	12/12/14
Units:	ug/L	Prepared:	12/16/14
Diln Fac:	1.000	Analyzed:	12/17/14

Analyte	Result	RL	MDL
Naphthalene	0.03 J	0.1	0.02
Acenaphthylene	ND	0.1	0.02
Acenaphthene	ND	0.1	0.02
Fluorene	ND	0.1	0.02
Phenanthrene	0.02 J	0.1	0.02
Anthracene	ND	0.1	0.03
Fluoranthene	ND	0.1	0.02
Pyrene	ND	0.1	0.02
Benzo(a)anthracene	ND	0.1	0.02
Chrysene	ND	0.1	0.03
Benzo(b)fluoranthene	ND	0.1	0.02
Benzo(k)fluoranthene	ND	0.1	0.02
Benzo(a)pyrene	ND	0.1	0.02
Indeno(1,2,3-cd)pyrene	ND	0.1	0.02
Dibenz(a,h)anthracene	ND	0.1	0.02
Benzo(g,h,i)perylene	ND	0.1	0.03

Surrogate	%REC	Limits
Nitrobenzene-d5	106	50-135
2-Fluorobiphenyl	97	51-120
Terphenyl-d14	36	34-127

J= Estimated value

ND= Not Detected at or above MDL

RL= Reporting Limit

MDL= Method Detection Limit

Semivolatile Organics by GC/MS SIM

Lab #:	263327	Location:	Port Oak CNG
Client:	Weiss Associates	Prep:	EPA 3520C
Project#:	259-1971.15	Analysis:	EPA 8270C-SIM
Field ID:	CNG-B2-W	Batch#:	218508
Lab ID:	263327-008	Sampled:	12/12/14
Matrix:	Water	Received:	12/12/14
Units:	ug/L	Prepared:	12/16/14
Diln Fac:	1.000	Analyzed:	12/17/14

Analyte	Result	RL	MDL
Naphthalene	ND	0.1	0.02
Acenaphthylene	ND	0.1	0.02
Acenaphthene	ND	0.1	0.02
Fluorene	ND	0.1	0.02
Phenanthrene	ND	0.1	0.02
Anthracene	0.04 J	0.1	0.03
Fluoranthene	ND	0.1	0.02
Pyrene	ND	0.1	0.02
Benzo(a)anthracene	ND	0.1	0.02
Chrysene	ND	0.1	0.03
Benzo(b)fluoranthene	ND	0.1	0.02
Benzo(k)fluoranthene	ND	0.1	0.02
Benzo(a)pyrene	ND	0.1	0.02
Indeno(1,2,3-cd)pyrene	ND	0.1	0.02
Dibenz(a,h)anthracene	ND	0.1	0.02
Benzo(g,h,i)perylene	ND	0.1	0.03

Surrogate	%REC	Limits
Nitrobenzene-d5	118	50-135
2-Fluorobiphenyl	110	51-120
Terphenyl-d14	87	34-127

J= Estimated value
 ND= Not Detected at or above MDL
 RL= Reporting Limit
 MDL= Method Detection Limit

Batch QC Report
Semivolatile Organics by GC/MS SIM

Lab #:	263327	Location:	Port Oak CNG
Client:	Weiss Associates	Prep:	EPA 3520C
Project#:	259-1971.15	Analysis:	EPA 8270C-SIM
Type:	BLANK	Diln Fac:	1.000
Lab ID:	QC769814	Batch#:	218508
Matrix:	Water	Prepared:	12/15/14
Units:	ug/L	Analyzed:	12/16/14

Analyte	Result	RL	MDL
Naphthalene	ND	0.1	0.02
Acenaphthylene	ND	0.1	0.02
Acenaphthene	ND	0.1	0.02
Fluorene	ND	0.1	0.02
Phenanthrene	ND	0.1	0.02
Anthracene	ND	0.1	0.03
Fluoranthene	ND	0.1	0.02
Pyrene	ND	0.1	0.02
Benzo(a)anthracene	ND	0.1	0.02
Chrysene	ND	0.1	0.03
Benzo(b)fluoranthene	ND	0.1	0.02
Benzo(k)fluoranthene	ND	0.1	0.02
Benzo(a)pyrene	ND	0.1	0.02
Indeno(1,2,3-cd)pyrene	ND	0.1	0.02
Dibenz(a,h)anthracene	ND	0.1	0.02
Benzo(g,h,i)perylene	ND	0.1	0.03

Surrogate	%REC	Limits
Nitrobenzene-d5	93	50-135
2-Fluorobiphenyl	92	51-120
Terphenyl-d14	100	34-127

ND= Not Detected at or above MDL

RL= Reporting Limit

MDL= Method Detection Limit

Batch QC Report

Semivolatile Organics by GC/MS SIM

Lab #:	263327	Location:	Port Oak CNG
Client:	Weiss Associates	Prep:	EPA 3520C
Project#:	259-1971.15	Analysis:	EPA 8270C-SIM
Matrix:	Water	Batch#:	218508
Units:	ug/L	Prepared:	12/15/14
Diln Fac:	1.000	Analyzed:	12/16/14

Type: BS Lab ID: QC769815

Analyte	Spiked	Result	%REC	Limits
Acenaphthene	1.000	0.7320	73	62-120
Pyrene	1.000	0.6666	67	51-121

Surrogate	%REC	Limits
Nitrobenzene-d5	97	50-135
2-Fluorobiphenyl	88	51-120
Terphenyl-d14	91	34-127

Type: BSD Lab ID: QC769816

Analyte	Spiked	Result	%REC	Limits	RPD	Lim
Acenaphthene	1.000	0.7579	76	62-120	3	24
Pyrene	1.000	0.7146	71	51-121	7	23

Surrogate	%REC	Limits
Nitrobenzene-d5	98	50-135
2-Fluorobiphenyl	87	51-120
Terphenyl-d14	95	34-127

RPD= Relative Percent Difference

Semivolatile Organics by GC/MS SIM

Lab #:	263327	Location:	Port Oak CNG
Client:	Weiss Associates	Prep:	EPA 3550B
Project#:	259-1971.15	Analysis:	EPA 8270C-SIM
Field ID:	CNG-B1-1'	Batch#:	218504
Lab ID:	263327-001	Sampled:	12/12/14
Matrix:	Soil	Received:	12/12/14
Units:	mg/Kg	Prepared:	12/15/14
Basis:	dry	Analyzed:	12/17/14
Diln Fac:	2.000		

Moisture: 8%

Analyte	Result	RL	MDL
Naphthalene	ND	0.011	0.0022
Acenaphthylene	ND	0.011	0.0022
Acenaphthene	ND	0.011	0.0022
Fluorene	ND	0.011	0.0022
Phenanthrene	0.0081 J	0.011	0.0022
Anthracene	ND	0.011	0.0022
Fluoranthene	0.0047 J	0.011	0.0022
Pyrene	0.0074 J	0.011	0.0022
Benzo(a)anthracene	0.0082 J	0.011	0.0022
Chrysene	0.022	0.011	0.0022
Benzo(b)fluoranthene	0.012	0.011	0.0022
Benzo(k)fluoranthene	ND	0.011	0.0022
Benzo(a)pyrene	0.0092 J	0.011	0.0022
Indeno(1,2,3-cd)pyrene	ND	0.011	0.0022
Dibenz(a,h)anthracene	ND	0.011	0.0022
Benzo(g,h,i)perylene	ND	0.011	0.0027

Surrogate	%REC	Limits
Nitrobenzene-d5	82	46-120
2-Fluorobiphenyl	88	52-120
Terphenyl-d14	76	54-132

J= Estimated value

ND= Not Detected at or above MDL

RL= Reporting Limit

MDL= Method Detection Limit

Semivolatile Organics by GC/MS SIM

Lab #:	263327	Location:	Port Oak CNG
Client:	Weiss Associates	Prep:	EPA 3550B
Project#:	259-1971.15	Analysis:	EPA 8270C-SIM
Field ID:	CNG-B1-5'	Batch#:	218504
Lab ID:	263327-002	Sampled:	12/12/14
Matrix:	Soil	Received:	12/12/14
Units:	mg/Kg	Prepared:	12/15/14
Basis:	dry	Analyzed:	12/16/14
Diln Fac:	1.000		

Moisture: 16%

Analyte	Result	RL	MDL
Naphthalene	ND	0.0059	0.0012
Acenaphthylene	ND	0.0059	0.0012
Acenaphthene	ND	0.0059	0.0012
Fluorene	ND	0.0059	0.0012
Phenanthrene	ND	0.0059	0.0012
Anthracene	ND	0.0059	0.0012
Fluoranthene	ND	0.0059	0.0012
Pyrene	ND	0.0059	0.0012
Benzo(a)anthracene	ND	0.0059	0.0012
Chrysene	ND	0.0059	0.0012
Benzo(b)fluoranthene	ND	0.0059	0.0012
Benzo(k)fluoranthene	ND	0.0059	0.0012
Benzo(a)pyrene	ND	0.0059	0.0012
Indeno(1,2,3-cd)pyrene	ND	0.0059	0.0012
Dibenz(a,h)anthracene	ND	0.0059	0.0012
Benzo(g,h,i)perylene	ND	0.0059	0.0012

Surrogate	%REC	Limits
Nitrobenzene-d5	71	46-120
2-Fluorobiphenyl	67	52-120
Terphenyl-d14	74	54-132

ND= Not Detected at or above MDL

RL= Reporting Limit

MDL= Method Detection Limit

Semivolatile Organics by GC/MS SIM

Lab #:	263327	Location:	Port Oak CNG
Client:	Weiss Associates	Prep:	EPA 3550B
Project#:	259-1971.15	Analysis:	EPA 8270C-SIM
Field ID:	CNG-B1-7'	Batch#:	218504
Lab ID:	263327-003	Sampled:	12/12/14
Matrix:	Soil	Received:	12/12/14
Units:	mg/Kg	Prepared:	12/15/14
Basis:	dry	Analyzed:	12/16/14
Diln Fac:	1.000		

Moisture: 19%

Analyte	Result	RL	MDL
Naphthalene	ND	0.0062	0.0012
Acenaphthylene	ND	0.0062	0.0012
Acenaphthene	ND	0.0062	0.0012
Fluorene	ND	0.0062	0.0012
Phenanthrene	ND	0.0062	0.0012
Anthracene	ND	0.0062	0.0012
Fluoranthene	ND	0.0062	0.0012
Pyrene	ND	0.0062	0.0012
Benzo(a)anthracene	ND	0.0062	0.0012
Chrysene	ND	0.0062	0.0012
Benzo(b)fluoranthene	ND	0.0062	0.0012
Benzo(k)fluoranthene	ND	0.0062	0.0012
Benzo(a)pyrene	ND	0.0062	0.0012
Indeno(1,2,3-cd)pyrene	ND	0.0062	0.0012
Dibenz(a,h)anthracene	ND	0.0062	0.0012
Benzo(g,h,i)perylene	ND	0.0062	0.0012

Surrogate	%REC	Limits
Nitrobenzene-d5	94	46-120
2-Fluorobiphenyl	85	52-120
Terphenyl-d14	89	54-132

ND= Not Detected at or above MDL

RL= Reporting Limit

MDL= Method Detection Limit

Semivolatile Organics by GC/MS SIM

Lab #:	263327	Location:	Port Oak CNG
Client:	Weiss Associates	Prep:	EPA 3550B
Project#:	259-1971.15	Analysis:	EPA 8270C-SIM
Field ID:	CNG-B2-1'	Batch#:	218504
Lab ID:	263327-005	Sampled:	12/12/14
Matrix:	Soil	Received:	12/12/14
Units:	mg/Kg	Prepared:	12/15/14
Basis:	dry	Analyzed:	12/17/14
Diln Fac:	3.000		

Moisture: 9%

Analyte	Result	RL	MDL
Naphthalene	ND	0.017	0.0033
Acenaphthylene	ND	0.017	0.0033
Acenaphthene	ND	0.017	0.0033
Fluorene	ND	0.017	0.0033
Phenanthrene	0.011 J	0.017	0.0033
Anthracene	ND	0.017	0.0033
Fluoranthene	0.0072 J	0.017	0.0033
Pyrene	0.011 J	0.017	0.0033
Benzo(a)anthracene	0.0079 J	0.017	0.0033
Chrysene	0.027	0.017	0.0033
Benzo(b)fluoranthene	0.015 J	0.017	0.0033
Benzo(k)fluoranthene	ND	0.017	0.0033
Benzo(a)pyrene	0.012 J	0.017	0.0033
Indeno(1,2,3-cd)pyrene	ND	0.017	0.0034
Dibenz(a,h)anthracene	ND	0.017	0.0033
Benzo(g,h,i)perylene	0.0041 J	0.017	0.0041

Surrogate	%REC	Limits
Nitrobenzene-d5	61	46-120
2-Fluorobiphenyl	64	52-120
Terphenyl-d14	56	54-132

J= Estimated value

ND= Not Detected at or above MDL

RL= Reporting Limit

MDL= Method Detection Limit

Semivolatile Organics by GC/MS SIM

Lab #:	263327	Location:	Port Oak CNG
Client:	Weiss Associates	Prep:	EPA 3550B
Project#:	259-1971.15	Analysis:	EPA 8270C-SIM
Field ID:	CNG-B2-5'	Batch#:	218504
Lab ID:	263327-006	Sampled:	12/12/14
Matrix:	Soil	Received:	12/12/14
Units:	mg/Kg	Prepared:	12/15/14
Basis:	dry	Analyzed:	12/17/14
Diln Fac:	1.000		

Moisture: 14%

Analyte	Result	RL	MDL
Naphthalene	0.0013 J	0.0058	0.0012
Acenaphthylene	0.0012 J	0.0058	0.0012
Acenaphthene	ND	0.0058	0.0012
Fluorene	ND	0.0058	0.0012
Phenanthrene	0.0054 J	0.0058	0.0012
Anthracene	ND	0.0058	0.0012
Fluoranthene	0.0066	0.0058	0.0012
Pyrene	0.0075	0.0058	0.0012
Benzo(a)anthracene	0.0064	0.0058	0.0012
Chrysene	0.012	0.0058	0.0012
Benzo(b)fluoranthene	0.013	0.0058	0.0012
Benzo(k)fluoranthene	0.0031 J	0.0058	0.0012
Benzo(a)pyrene	0.0092	0.0058	0.0012
Indeno(1,2,3-cd)pyrene	0.0018 J	0.0058	0.0012
Dibenz(a,h)anthracene	ND	0.0058	0.0012
Benzo(g,h,i)perylene	0.0026 J	0.0058	0.0014

Surrogate	%REC	Limits
Nitrobenzene-d5	108	46-120
2-Fluorobiphenyl	111	52-120
Terphenyl-d14	93	54-132

J= Estimated value

ND= Not Detected at or above MDL

RL= Reporting Limit

MDL= Method Detection Limit

Semivolatile Organics by GC/MS SIM

Lab #:	263327	Location:	Port Oak CNG
Client:	Weiss Associates	Prep:	EPA 3550B
Project#:	259-1971.15	Analysis:	EPA 8270C-SIM
Field ID:	CNG-B2-7'	Batch#:	218609
Lab ID:	263327-007	Sampled:	12/12/14
Matrix:	Soil	Received:	12/12/14
Units:	mg/Kg	Prepared:	12/17/14
Basis:	dry	Analyzed:	12/18/14
Diln Fac:	1.000		

Moisture: 15%

Analyte	Result	RL	MDL
Naphthalene	ND	0.0058	0.0012
Acenaphthylene	ND	0.0058	0.0012
Acenaphthene	ND	0.0058	0.0012
Fluorene	ND	0.0058	0.0012
Phenanthrene	ND	0.0058	0.0012
Anthracene	ND	0.0058	0.0012
Fluoranthene	ND	0.0058	0.0012
Pyrene	ND	0.0058	0.0012
Benzo(a)anthracene	ND	0.0058	0.0012
Chrysene	ND	0.0058	0.0012
Benzo(b)fluoranthene	ND	0.0058	0.0012
Benzo(k)fluoranthene	ND	0.0058	0.0012
Benzo(a)pyrene	ND	0.0058	0.0012
Indeno(1,2,3-cd)pyrene	ND	0.0058	0.0012
Dibenz(a,h)anthracene	ND	0.0058	0.0012
Benzo(g,h,i)perylene	ND	0.0058	0.0012

Surrogate	%REC	Limits
Nitrobenzene-d5	65	46-120
2-Fluorobiphenyl	63	52-120
Terphenyl-d14	67	54-132

ND= Not Detected at or above MDL

RL= Reporting Limit

MDL= Method Detection Limit

Batch QC Report
Semivolatile Organics by GC/MS SIM

Lab #:	263327	Location:	Port Oak CNG
Client:	Weiss Associates	Prep:	EPA 3550B
Project#:	259-1971.15	Analysis:	EPA 8270C-SIM
Type:	BLANK	Diln Fac:	1.000
Lab ID:	QC769800	Batch#:	218504
Matrix:	Soil	Prepared:	12/15/14
Units:	mg/Kg	Analyzed:	12/16/14

Analyte	Result	RL	MDL
Naphthalene	ND	0.0050	0.0010
Acenaphthylene	ND	0.0050	0.0010
Acenaphthene	ND	0.0050	0.0010
Fluorene	ND	0.0050	0.0010
Phenanthrene	ND	0.0050	0.0010
Anthracene	ND	0.0050	0.0010
Fluoranthene	ND	0.0050	0.0010
Pyrene	ND	0.0050	0.0010
Benzo(a)anthracene	ND	0.0050	0.0010
Chrysene	ND	0.0050	0.0010
Benzo(b)fluoranthene	ND	0.0050	0.0010
Benzo(k)fluoranthene	ND	0.0050	0.0010
Benzo(a)pyrene	ND	0.0050	0.0010
Indeno(1,2,3-cd)pyrene	ND	0.0050	0.0010
Dibenz(a,h)anthracene	ND	0.0050	0.0010
Benzo(g,h,i)perylene	ND	0.0050	0.0010

Surrogate	%REC	Limits
Nitrobenzene-d5	65	46-120
2-Fluorobiphenyl	66	52-120
Terphenyl-d14	72	54-132

ND= Not Detected at or above MDL

RL= Reporting Limit

MDL= Method Detection Limit

Batch QC Report

Semivolatile Organics by GC/MS SIM

Lab #:	263327	Location:	Port Oak CNG
Client:	Weiss Associates	Prep:	EPA 3550B
Project#:	259-1971.15	Analysis:	EPA 8270C-SIM
Type:	LCS	Diln Fac:	1.000
Lab ID:	QC769801	Batch#:	218504
Matrix:	Soil	Prepared:	12/15/14
Units:	mg/Kg	Analyzed:	12/16/14

Analyte	Spiked	Result	%REC	Limits
Acenaphthene	0.03295	0.02760	84	43-120
Pyrene	0.03295	0.02468	75	39-120

Surrogate	%REC	Limits
Nitrobenzene-d5	101	46-120
2-Fluorobiphenyl	95	52-120
Terphenyl-d14	89	54-132

Batch QC Report
Semivolatile Organics by GC/MS SIM

Lab #:	263327	Location:	Port Oak CNG
Client:	Weiss Associates	Prep:	EPA 3550B
Project#:	259-1971.15	Analysis:	EPA 8270C-SIM
Type:	BLANK	Diln Fac:	1.000
Lab ID:	QC770222	Batch#:	218609
Matrix:	Soil	Prepared:	12/17/14
Units:	mg/Kg	Analyzed:	12/18/14

Analyte	Result	RL	MDL
Naphthalene	ND	0.0050	0.0010
Acenaphthylene	ND	0.0050	0.0010
Acenaphthene	ND	0.0050	0.0010
Fluorene	ND	0.0050	0.0010
Phenanthrene	ND	0.0050	0.0010
Anthracene	ND	0.0050	0.0010
Fluoranthene	ND	0.0050	0.0010
Pyrene	ND	0.0050	0.0010
Benzo(a)anthracene	ND	0.0050	0.0010
Chrysene	ND	0.0050	0.0010
Benzo(b)fluoranthene	ND	0.0050	0.0010
Benzo(k)fluoranthene	ND	0.0050	0.0010
Benzo(a)pyrene	ND	0.0050	0.0010
Indeno(1,2,3-cd)pyrene	ND	0.0050	0.0010
Dibenz(a,h)anthracene	ND	0.0050	0.0010
Benzo(g,h,i)perylene	ND	0.0050	0.0010

Surrogate	%REC	Limits
Nitrobenzene-d5	83	46-120
2-Fluorobiphenyl	80	52-120
Terphenyl-d14	73	54-132

ND= Not Detected at or above MDL

RL= Reporting Limit

MDL= Method Detection Limit

Batch QC Report

Semivolatile Organics by GC/MS SIM

Lab #:	263327	Location:	Port Oak CNG
Client:	Weiss Associates	Prep:	EPA 3550B
Project#:	259-1971.15	Analysis:	EPA 8270C-SIM
Type:	LCS	Diln Fac:	1.000
Lab ID:	QC770223	Batch#:	218609
Matrix:	Soil	Prepared:	12/17/14
Units:	mg/Kg	Analyzed:	12/18/14

Analyte	Spiked	Result	%REC	Limits
Acenaphthene	0.03343	0.02408	72	43-120
Pyrene	0.03343	0.01853	55	39-120

Surrogate	%REC	Limits
Nitrobenzene-d5	89	46-120
2-Fluorobiphenyl	83	52-120
Terphenyl-d14	63	54-132

California Title 22 Metals			
Lab #:	263327	Project#:	259-1971.15
Client:	Weiss Associates	Location:	Port Oak CNG
Field ID:	CNG-B1-1'	Basis:	dry
Lab ID:	263327-001	Diln Fac:	1.000
Matrix:	Soil	Sampled:	12/12/14
Units:	mg/Kg	Received:	12/12/14

Moisture: 8%

Analyte	Result	RL	MDL	Batch#	Prepared	Analyzed	Prep	Analysis
Antimony	0.41 J	0.52	0.15	218574	12/17/14	12/17/14	EPA 3050B	EPA 6010B
Arsenic	2.1	0.26	0.075	218574	12/17/14	12/17/14	EPA 3050B	EPA 6010B
Barium	69	0.26	0.056	218574	12/17/14	12/17/14	EPA 3050B	EPA 6010B
Beryllium	0.29	0.10	0.013	218574	12/17/14	12/17/14	EPA 3050B	EPA 6010B
Cadmium	0.80	0.26	0.026	218574	12/17/14	12/17/14	EPA 3050B	EPA 6010B
Chromium	28	0.26	0.065	218574	12/17/14	12/17/14	EPA 3050B	EPA 6010B
Cobalt	5.9	0.26	0.031	218574	12/17/14	12/17/14	EPA 3050B	EPA 6010B
Copper	13	0.26	0.086	218574	12/17/14	12/17/14	EPA 3050B	EPA 6010B
Lead	30	0.26	0.072	218574	12/17/14	12/17/14	EPA 3050B	EPA 6010B
Mercury	0.18	0.017	0.0011	218636	12/18/14	12/19/14	METHOD	EPA 7471A
Molybdenum	0.19 J	0.26	0.051	218574	12/17/14	12/17/14	EPA 3050B	EPA 6010B
Nickel	19	0.26	0.068	218574	12/17/14	12/17/14	EPA 3050B	EPA 6010B
Selenium	ND	0.52	0.17	218574	12/17/14	12/17/14	EPA 3050B	EPA 6010B
Silver	ND	0.26	0.041	218574	12/17/14	12/17/14	EPA 3050B	EPA 6010B
Thallium	ND	0.52	0.15	218574	12/17/14	12/17/14	EPA 3050B	EPA 6010B
Vanadium	28	0.26	0.059	218574	12/17/14	12/17/14	EPA 3050B	EPA 6010B
Zinc	82	1.0	0.058	218574	12/17/14	12/17/14	EPA 3050B	EPA 6010B

J= Estimated value

ND= Not Detected at or above MDL

RL= Reporting Limit

MDL= Method Detection Limit

California Title 22 Metals			
Lab #:	263327	Project#:	259-1971.15
Client:	Weiss Associates	Location:	Port Oak CNG
Field ID:	CNG-B2-1'	Basis:	dry
Lab ID:	263327-005	Diln Fac:	1.000
Matrix:	Soil	Sampled:	12/12/14
Units:	mg/Kg	Received:	12/12/14

Moisture: 9%

Analyte	Result	RL	MDL	Batch#	Prepared	Analyzed	Prep	Analysis
Antimony	0.24 J	0.60	0.18	218574	12/17/14	12/17/14	EPA 3050B	EPA 6010B
Arsenic	3.2	0.30	0.088	218574	12/17/14	12/17/14	EPA 3050B	EPA 6010B
Barium	81	0.30	0.065	218574	12/17/14	12/17/14	EPA 3050B	EPA 6010B
Beryllium	0.30	0.12	0.015	218574	12/17/14	12/17/14	EPA 3050B	EPA 6010B
Cadmium	0.85	0.30	0.031	218574	12/17/14	12/17/14	EPA 3050B	EPA 6010B
Chromium	26	0.30	0.076	218574	12/17/14	12/17/14	EPA 3050B	EPA 6010B
Cobalt	5.5	0.30	0.036	218574	12/17/14	12/17/14	EPA 3050B	EPA 6010B
Copper	21	0.30	0.10	218574	12/17/14	12/17/14	EPA 3050B	EPA 6010B
Lead	56	0.30	0.084	218574	12/17/14	12/17/14	EPA 3050B	EPA 6010B
Mercury	0.21	0.017	0.0011	218636	12/18/14	12/19/14	METHOD	EPA 7471A
Molybdenum	0.40	0.30	0.059	218574	12/17/14	12/17/14	EPA 3050B	EPA 6010B
Nickel	14	0.30	0.079	218574	12/17/14	12/17/14	EPA 3050B	EPA 6010B
Selenium	ND	0.60	0.19	218574	12/17/14	12/17/14	EPA 3050B	EPA 6010B
Silver	ND	0.30	0.048	218574	12/17/14	12/17/14	EPA 3050B	EPA 6010B
Thallium	ND	0.60	0.17	218574	12/17/14	12/17/14	EPA 3050B	EPA 6010B
Vanadium	29	0.30	0.069	218574	12/17/14	12/17/14	EPA 3050B	EPA 6010B
Zinc	75	1.2	0.068	218574	12/17/14	12/17/14	EPA 3050B	EPA 6010B

J= Estimated value

ND= Not Detected at or above MDL

RL= Reporting Limit

MDL= Method Detection Limit

Batch QC Report

California Title 22 Metals			
Lab #:	263327	Location:	Port Oak CNG
Client:	Weiss Associates	Prep:	EPA 3050B
Project#:	259-1971.15	Analysis:	EPA 6010B
Type:	BLANK	Diln Fac:	1.000
Lab ID:	QC770087	Batch#:	218574
Matrix:	Soil	Prepared:	12/17/14
Units:	mg/Kg	Analyzed:	12/17/14

Analyte	Result	RL	MDL
Antimony	ND	0.50	0.15
Arsenic	ND	0.25	0.073
Barium	ND	0.25	0.054
Beryllium	ND	0.10	0.012
Cadmium	ND	0.25	0.026
Chromium	ND	0.25	0.063
Cobalt	ND	0.25	0.030
Copper	ND	0.25	0.083
Lead	ND	0.25	0.070
Molybdenum	ND	0.25	0.049
Nickel	ND	0.25	0.066
Selenium	ND	0.50	0.16
Silver	ND	0.25	0.040
Thallium	ND	0.50	0.14
Vanadium	ND	0.25	0.057
Zinc	ND	1.0	0.056

ND= Not Detected at or above MDL

RL= Reporting Limit

MDL= Method Detection Limit

Batch QC Report

California Title 22 Metals			
Lab #:	263327	Location:	Port Oak CNG
Client:	Weiss Associates	Prep:	EPA 3050B
Project#:	259-1971.15	Analysis:	EPA 6010B
Matrix:	Soil	Batch#:	218574
Units:	mg/Kg	Prepared:	12/17/14
Diln Fac:	5.000	Analyzed:	12/17/14

Type: BS Lab ID: QC770088

Analyte	Spiked	Result	%REC	Limits
Antimony	50.00	52.55	105	80-120
Arsenic	50.00	53.34	107	80-120
Barium	50.00	53.28	107	80-120
Beryllium	50.00	52.51	105	80-120
Cadmium	50.00	55.76	112	80-120
Chromium	50.00	54.00	108	80-120
Cobalt	50.00	51.83	104	80-120
Copper	50.00	52.33	105	80-120
Lead	50.00	49.57	99	80-120
Molybdenum	50.00	51.75	104	80-120
Nickel	50.00	52.60	105	80-120
Selenium	50.00	50.90	102	80-120
Silver	50.00	52.84	106	80-120
Thallium	50.00	51.94	104	80-120
Vanadium	50.00	56.26	113	80-120
Zinc	50.00	52.24	104	80-120

Type: BSD Lab ID: QC770089

Analyte	Spiked	Result	%REC	Limits	RPD	Lim
Antimony	50.00	50.40	101	80-120	4	20
Arsenic	50.00	51.36	103	80-120	4	20
Barium	50.00	50.68	101	80-120	5	20
Beryllium	50.00	50.97	102	80-120	3	20
Cadmium	50.00	53.09	106	80-120	5	20
Chromium	50.00	51.25	102	80-120	5	20
Cobalt	50.00	49.54	99	80-120	5	20
Copper	50.00	49.58	99	80-120	5	20
Lead	50.00	47.78	96	80-120	4	20
Molybdenum	50.00	49.99	100	80-120	3	20
Nickel	50.00	50.09	100	80-120	5	20
Selenium	50.00	49.28	99	80-120	3	20
Silver	50.00	50.10	100	80-120	5	20
Thallium	50.00	50.16	100	80-120	3	20
Vanadium	50.00	53.44	107	80-120	5	20
Zinc	50.00	49.73	99	80-120	5	20

RPD= Relative Percent Difference

Batch QC Report

California Title 22 Metals			
Lab #:	263327	Location:	Port Oak CNG
Client:	Weiss Associates	Prep:	METHOD
Project#:	259-1971.15	Analysis:	EPA 7471A
Analyte:	Mercury	Diln Fac:	1.000
Type:	BLANK	Batch#:	218636
Lab ID:	QC770312	Prepared:	12/18/14
Matrix:	Soil	Analyzed:	12/19/14
Units:	mg/Kg		

Result	RL	MDL
ND	0.017	0.0011

ND= Not Detected at or above MDL

RL= Reporting Limit

MDL= Method Detection Limit

Batch QC Report

California Title 22 Metals			
Lab #:	263327	Location:	Port Oak CNG
Client:	Weiss Associates	Prep:	METHOD
Project#:	259-1971.15	Analysis:	EPA 7471A
Analyte:	Mercury	Batch#:	218636
Matrix:	Soil	Prepared:	12/18/14
Units:	mg/Kg	Analyzed:	12/19/14
Diln Fac:	1.000		

Type	Lab ID	Spiked	Result	%REC	Limits	RPD	Lim
BS	QC770313	0.2083	0.2063	99	80-120		
BSD	QC770314	0.2083	0.2024	97	80-120	2	20

RPD= Relative Percent Difference

Batch QC Report

California Title 22 Metals			
Lab #:	263327	Location:	Port Oak CNG
Client:	Weiss Associates	Prep:	METHOD
Project#:	259-1971.15	Analysis:	EPA 7471A
Analyte:	Mercury	Diln Fac:	1.000
Field ID:	ZZZZZZZZZZ	Batch#:	218636
MSS Lab ID:	263331-001	Sampled:	12/11/14
Matrix:	Miscell.	Received:	12/12/14
Units:	mg/Kg	Prepared:	12/18/14
Basis:	as received	Analyzed:	12/19/14

Type	Lab ID	MSS Result	Spiked	Result	%REC	Limits	RPD	Lim
MS	QC770315	0.03398	0.2193	0.2526	100	69-136		
MSD	QC770316		0.1953	0.2235	97	69-136	2	35

RPD= Relative Percent Difference



Curtis & Tompkins, Ltd.

Analytical Laboratories, Since 1878



Curtis & Tompkins, Ltd., Analytical Laboratories, Since 1878

2323 Fifth Street, Berkeley, CA 94710, Phone (510) 486-0900


Laboratory Job Number 263357
ANALYTICAL REPORT

Weiss Associates
2200 Powell Street
Emeryville, CA 94608

Project : 259-1971.15
Location : Port Oak CNG
Level : II

<u>Sample ID</u>	<u>Lab ID</u>
CNG-B4-1A	263357-001
CNG-B4-1B	263357-002
CNG-B4-5A	263357-003
CNG-B4-5B	263357-004
CNG-B4-7'	263357-005
CNG-B3-1'	263357-006
CNG-B3-5'	263357-007
CNG-B3-7'	263357-008
TRIP BLANK	263357-009
CNG-B4-W	263357-010
CNG-B3-W	263357-011

This data package has been reviewed for technical correctness and completeness. Release of this data has been authorized by the Laboratory Manager or the Manager's designee, as verified by the following signature. The results contained in this report meet all requirements of NELAC and pertain only to those samples which were submitted for analysis. This report may be reproduced only in its entirety.

Signature: 
Isabelle Choy
Project Manager
isabelle.choy@ctberk.com

Date: 12/23/2014

CASE NARRATIVE

Laboratory number: 263357
Client: Weiss Associates
Project: 259-1971.15
Location: Port Oak CNG
Request Date: 12/15/14
Samples Received: 12/15/14

This data package contains sample and QC results for eight soil samples and three water samples, requested for the above referenced project on 12/15/14. The samples were received cold and intact. This report was revised and reissued on 1/8/2015 to include pre and post silica gel cleanup, as well as to report all soil results on dry weight basis.

TPH-Purgeables and/or BTXE by GC (EPA 8015B) Water:

Gasoline C7-C12 was detected between the MDL and the RL in the method blank for batch 218584. No other analytical problems were encountered.

TPH-Purgeables and/or BTXE by GC (EPA 8015B) Soil:

Matrix spikes were not performed for this analysis in batch 218581 due to insufficient sample amount. Low surrogate recovery was observed for bromofluorobenzene (FID) in CNG-B4-1B (lab # 263357-002), due to matrix interference. High surrogate recovery was also observed for bromofluorobenzene (FID) in CNG-B3-7' (lab # 263357-008), due to matrix interference, due to interference from coeluting hydrocarbon peaks. Gasoline C7-C12 was detected between the MDL and the RL in the method blank for batch 218581; this analyte was either not detected in samples at or above the RL, or detected at a level at least 10 times that of the blank. No other analytical problems were encountered.

TPH-Extractables by GC (EPA 8015B) Water:

No analytical problems were encountered.

TPH-Extractables by GC (EPA 8015B) Soil:

Diesel C10-C24 and motor oil C24-C36 were detected between the MDL and the RL in the method blank for batch 218709; these analytes were either not detected in samples at or above the RL, or detected at a level at least 10 times that of the blank. CNG-B4-1A (lab # 263357-001), CNG-B4-1B (lab # 263357-002), and CNG-B3-1' (lab # 263357-006) were diluted due to the dark and viscous nature of the sample extracts. No other analytical problems were encountered.

Volatile Organics by GC/MS (EPA 8260B) Water:

Naphthalene was detected between the MDL and the RL in the method blank for batch 218729; this analyte was not detected in samples at or above the RL. CNG-B3-W (lab # 263357-011) had pH greater than 2. No other analytical problems were encountered.

Volatile Organics by GC/MS (EPA 8260B) Soil:

Matrix spikes were not performed for this analysis in batch 218622 due to

CASE NARRATIVE

Laboratory number: 263357
Client: Weiss Associates
Project: 259-1971.15
Location: Port Oak CNG
Request Date: 12/15/14
Samples Received: 12/15/14

Volatile Organics by GC/MS (EPA 8260B) Soil:

insufficient sample amount. High surrogate recoveries were observed for 1,2-dichloroethane-d4 in CNG-B4-1B (lab # 263357-002) and CNG-B3-1' (lab # 263357-006); no target analytes were detected at or above RL in these samples. High surrogate recoveries were observed for dibromofluoromethane in CNG-B4-1B (lab # 263357-002), CNG-B3-1' (lab # 263357-006), and the method blank for batch 218622; no target analytes were detected at or above RL in these samples. High surrogate recoveries were observed for toluene-d8 in the method blank for batch 218730 and the method blank for batch 218754; no target analytes were detected in these samples. Acetone was detected between the MDL and the RL in the method blank for batch 218622; this analyte was not detected in samples at or above the RL. CNG-B3-7' (lab # 263357-008) was diluted due to high hydrocarbons. No other analytical problems were encountered.

Semivolatile Organics by GC/MS SIM (EPA 8270C-SIM) Water:

No analytical problems were encountered.

Semivolatile Organics by GC/MS SIM (EPA 8270C-SIM) Soil:

Matrix spikes QC770224, QC770225 (batch 218609) were not reported because the parent sample required a dilution that would have diluted out the spikes. CNG-B4-1A (lab # 263357-001) and CNG-B3-1' (lab # 263357-006) were diluted due to the dark and viscous nature of the sample extracts. No other analytical problems were encountered.

Metals (EPA 6010B and EPA 7471A):

High recoveries were observed for barium and zinc in the MS/MSD of CNG-B4-1A (lab # 263357-001); the BS/BSD were within limits, and the associated RPDs were within limits. Chromium and zinc were detected between the MDL and the RL in the method blank for batch 218655; these analytes were detected in samples at a level at least 10 times that of the blank. No other analytical problems were encountered.

Moisture (ASTM D2216/CLP):

No analytical problems were encountered.

Subject: Re: 259-1971.15 - C&T Login Summary (263387) *** Confirm project number
From: "Joyce E. Adams" <jea@weiss.com>
Date: 1/5/2015 5:17 PM
To: "Isabelle Choy" <isabelle.choy@ctberk.com>

Isabelle,
 Please add moisture content to the analysis.

Thank you,
 Joyce

Joyce Adams
 Sr. Project Geologist, P.G., C.Hg., QSD, QSP
 Weiss Associates
 2200 Powell Street, Suite 925
 Emeryville, CA 94608
 office 510-450-6162
 cell 925-325-2698

The information and/or attachments contained herein may be privileged, confidential, and protected from disclosure. If you are not the intended recipient, any dissemination or copying is strictly prohibited. If you think or know that you have received this mail in error, please notify the sender, delete all copies and discard any printouts without reading the information contained within.

>>> "Isabelle Choy" <isabelle.choy@ctberk.com> 12/17/2014 4:19 pm >>>

Please confirm project number as this COC reads 259-1971.15 and the previous two COC read 259-1971-15. Please me know which is the correct project number so all CNG jobs are in the same project. Also, please advise on metals analysis for IDW-W01-01 (263387-004) as no metals container was received. Thank you~ Isabelle

C&T Login Summary for 263387

Project: 259-1971.15 Site: CNG Fueling Station, Oakland Lab Login #: 263387 Report Level: II PO#: C&T Proj Mgr: Isabelle Choy	Report To: Weiss Associates 2200 Powell Street Suite 925 Emeryville, CA 94608 ATTN: Joyce Adams (510) 450-6000	Bill To: Weiss Associates 2200 Powell Street Suite 925 Emeryville, CA 94608 ATTN: Accounts Payable (510) 450-6000
J to the MDL		

Client ID	Lab ID	Sampled	Received	DueDate	Matrix	Dry	Analyses	COC #	Comments
IDW-S01-01	001	12/16/14 12:00	12/16/14			N			
				12/23	Soil		6010-T22 MET		
				12/23	Soil		8270-SIM		
				12/23	Soil		E8260		
				12/23	Soil		ETVH		
IDW-S01-02	002	12/16/14 12:10	12/16/14			N			
				12/23	Soil		6010-T22 MET		
				12/23	Soil		8270-SIM		
				12/23	Soil		E8260		
				12/23	Soil		ETVH		
CNG-B5-1	003	12/16/14 09:00	12/16/14			N			
				12/23	Soil		6010-T22 MET		
				12/23	Soil		8270-SIM		
				12/23	Soil		E8260		
				12/23	Soil		ETVH		
IDW-W01-01	004	12/16/14 12:15	12/16/14			N			
				12/23	Water		8260		
				12/23	Water		8270-SIM		
				12/23	Water		TEHM		
				12/23	Water		TVH		

RE: INVOICE 259-1971.15 - C&T Data (263387)

Subject: RE: INVOICE 259-1971.15 - C&T Data (263387)
From: Diane Heinze <dheinze@portoakland.com>
Date: 12/31/2014 10:51 AM
To: "isabelle.choy@ctberk.com" <isabelle.choy@ctberk.com>
CC: Lydia Huang <lydia@baseline-env.com>, "Joyce E. Adams" <jea@weiss.com>

Hi Isabelle,

The workplan for this project states that all soil and groundwater TPH extractable samples will be analyzed with and without silica gel cleanup. As we discussed, since all TPH extractable samples were analyzed without silica gel cleanup, please re-run all extracts from soil and groundwater (40 day holding time) with silica gel cleanup. Please contact me at 510-627-1759 if the extracts are unavailable.

Thanks,

Diane

From: Isabelle Choy [mailto:isabelle.choy@ctberk.com]
Sent: Tuesday, December 30, 2014 5:14 PM
To: Diane Heinze
Subject: INVOICE 259-1971.15 - C&T Data (263387)

Hi Diane,

Please find attached the following files:

- Invoice
- PDF Deliverable

Email was also sent to: jea@weiss.com, labresults@weiss.com

C&T sends its e-reports via the Internet as Portable Document Format (PDF) files. Reports in this format, when accompanied by a signed cover page, are considered official reports. **No hardcopy reports will be sent either by fax or U.S. Postal Service unless otherwise requested.** You may distribute your PDF files electronically or as printed hardcopies, as long as they are distributed in their entirety.

Chain of Custody Record

263357

INSTRUCTIONS FOR LAB PERSONNEL:

Please send analytic results, electronic deliverables and the original chain-of-custody form to:
labresults@weiss.com
jea@weiss.com



Weiss Associates

GeoTracker EDF required? Yes No
 Equis 4-file EDWEDD required? Yes No
 Report results to: MDL RL
 Report soil results in: Dry weight Wet weight

Weiss Associates		Project Manager: <u>Joyce Adams</u>		COC Number:	
2200 Powell Street, Suite 925		Project ID: <u>Port of Oakland</u>		Page <u>1</u> of <u>2</u>	
Emeryville, CA 94608		Sampled by: <u>R. Davis, J. Welles</u>		SDG number:	
(510) 450-6000		Sample date(s): <u>12/15/14</u>		Sample Specific Notes:	
(510) 547-5043		Analysis Turnaround Time: <u>5 day</u>			
Job Name: <u>Port OAK CNG</u>		(Specify Days or Hours)			
Address:					
Lab ID	Sample Identification	Sample Date	Sample Time	Sample Matrix	# of Cont.
1	CNG-B4-1A	12/15/14	0905	50	7
2	CNG-B4-1B		0910	50	7
3	CNG-B4-5A		0920	50	6
4	CNG-B4-5B		0935	50	6
5	CNG-B4-7		0950	50	6
6	CNG-B3-1		1400	50	7
7	CNG-B3-5-		1410	50	6
8	CNG-B3-7-		1415	50	6
9	TRIP BLANK				2
Field Filtered (X):					
Preservation Used: 1= Ice, 2= HCl; 3= H ₂ SO ₄ ; 4= HNO ₃ ; 5= NaOH; 6= Other					
Special Instructions/OC Requirements & Comments: <u>Bill Dianne Heinze at The Port of Oakland directly</u>					

Run only if there are hits in samples

Relinquished by: <u>[Signature]</u>	Company: <u>Weiss</u>	Date/Time: <u>12/15/14 17:00</u>	Received by: <u>[Signature]</u>	Company: <u>CA</u>	Date/Time: <u>12/15/14 17:00</u>
Relinquished by:	Company:	Date/Time:	Received by:	Company:	Date/Time:
Relinquished by:	Company:	Date/Time:	Received by:	Company:	Date/Time:

☑ = Samples released to a secured, locked area
 ● = Samples received from a secured, locked area

Chain of Custody Record

263301

Curtis & Tompkins
2323 Fifth Street
Berkeley, CA 94710
Phone: (510) 486-0900

Please send analytic results, electronic deliverables and the original chain-of-custody form to:
labresults@weiss.com
jes@weiss.com

INSTRUCTIONS FOR LAB PERSONNEL:

- GeoTracker EDF required? Yes No
 Equis 4-file EDWEDD required? Yes No
 Report results to: MDL RL
 Report soil results in: Dry weight Wet weight



Weiss Associates

Project Manager: Joyce Adams
 Project ID: Port of Oakland
 Sampled by: R. Davis
 Sample date(s): 12/15/14
 Analysis Turnaround Time: 5 day
 (Specify Days or Hours)

Lab ID	Sample Identification	Sample Date	Sample Time	Sample Matrix	# of Cont.	Analyte (Method ID)	Protocol ID/path:	Moisture (ASTM D2216/CLP)	COC Number:
10	CNG-B4-W	12/15/14		GW	9	Metals, E6010B			2 of 2
11	CNG-B3-W	11		"	9	VOCs, E8260 TPH-6, D, Mth-OI, E805-M PAHs, E8270-SIM			
	TRIP BLANK								

SDG number: _____
 Sample Specific Notes: _____

Bill Diane Heinze at the Port of Oakland directly

Preservation Used: 1= Ice 2= HCl 3= H₂SO₄; 4=HNO₃; 5=NaOH; 6= Other _____
 Field Filtered (X): _____

Special Instructions/OC Requirements & Comments: _____

Relinquished by: <u>[Signature]</u>	Company: <u>weiss</u>	Date/Time: <u>12/15/14 17:10</u>	Received by: <u>[Signature]</u>	Company: <u>GT</u>	Date/Time: <u>12/15/14 17:10</u>
Relinquished by: _____	Company: _____	Date/Time: _____	Received by: _____	Company: _____	Date/Time: _____
Relinquished by: _____	Company: _____	Date/Time: _____	Received by: _____	Company: _____	Date/Time: _____

= Samples released to a secured, locked area.

● = Samples received from a secured, locked area

COOLER RECEIPT CHECKLIST



Curtis & Tompkins, Ltd.

Login # 263357 Date Received 12/15/14 Number of coolers 1
 Client WJLSS Project Port OAK CNG

Date Opened 12/16 By (print) GC (sign) [Signature]
 Date Logged in 12/16 By (print) MC (sign) [Signature]

1. Did cooler come with a shipping slip (airbill, etc) _____ YES NO
 Shipping info _____

2A. Were custody seals present? YES (circle) on cooler on samples NO
 How many _____ Name _____ Date _____

2B. Were custody seals intact upon arrival? _____ YES NO N/A

3. Were custody papers dry and intact when received? _____ YES NO

4. Were custody papers filled out properly (ink, signed, etc)? _____ YES NO

5. Is the project identifiable from custody papers? (If so fill out top of form) _____ YES NO

6. Indicate the packing in cooler: (if other, describe) _____

- Bubble Wrap Foam blocks Bags None
- Cloth material Cardboard Styrofoam Paper towels

7. Temperature documentation: * Notify PM if temperature exceeds 6°C

Type of ice used: Wet Blue/Gel None Temp(°C) 2.4

Samples Received on ice & cold without a temperature blank; temp. taken with IR gun

Samples received on ice directly from the field. Cooling process had begun

8. Were Method 5035 sampling containers present? _____ YES NO
 If YES, what time were they transferred to freezer? 1730

9. Did all bottles arrive unbroken/unopened? _____ YES NO

10. Are there any missing / extra samples? _____ YES NO

11. Are samples in the appropriate containers for indicated tests? _____ YES NO

12. Are sample labels present, in good condition and complete? _____ YES NO

13. Do the sample labels agree with custody papers? _____ YES NO

14. Was sufficient amount of sample sent for tests requested? _____ YES NO

15. Are the samples appropriately preserved? _____ YES NO N/A

16. Did you check preservatives for all bottles for each sample? _____ YES NO N/A

17. Did you document your preservative check? _____ YES NO N/A

18. Did you change the hold time in LIMS for unpreserved VOAs? _____ YES NO N/A

19. Did you change the hold time in LIMS for preserved terracores? _____ YES NO N/A

20. Are bubbles > 6mm absent in VOA samples? _____ YES NO N/A

21. Was the client contacted concerning this sample delivery? _____ YES NO

If YES, Who was called? _____ By _____ Date: _____

COMMENTS

20) Bubbles present in 1/2 VOA for sample 9 (Trip Blank)

Detections Summary for 263357

Results for any subcontracted analyses are not included in this summary.

Client : Weiss Associates
 Project : 259-1971.15
 Location : Port Oak CNG

Client Sample ID : CNG-B4-1A

Laboratory Sample ID :

263357-001

Analyte	Result	Flags	RL	MDL	Units	Basis	IDF	Method	Prep Method
Gasoline C7-C12	0.032	J	0.27	0.014	mg/Kg	Dry	1.000	EPA 8015B	EPA 5035
Diesel C10-C24	38	Y	5.4	1.7	mg/Kg	Dry	5.000	EPA 8015B	EPA 3550B
Diesel C10-C24	54	Y	5.4	1.7	mg/Kg	Dry	5.000	EPA 8015B	EPA 3550B
Motor Oil C24-C36	380		27	8.2	mg/Kg	Dry	5.000	EPA 8015B	EPA 3550B
Motor Oil C24-C36	270		27	8.2	mg/Kg	Dry	5.000	EPA 8015B	EPA 3550B
Acetone	23	J	24	2.9	ug/Kg	Dry	1.087	EPA 8260B	EPA 5035
Acenaphthylene	0.0038	J	0.011	0.0022	mg/Kg	Dry	2.000	EPA 8270C-SIM	EPA 3550B
Phenanthrene	0.020		0.011	0.0022	mg/Kg	Dry	2.000	EPA 8270C-SIM	EPA 3550B
Anthracene	0.0039	J	0.011	0.0022	mg/Kg	Dry	2.000	EPA 8270C-SIM	EPA 3550B
Fluoranthene	0.021		0.011	0.0022	mg/Kg	Dry	2.000	EPA 8270C-SIM	EPA 3550B
Pyrene	0.023		0.011	0.0022	mg/Kg	Dry	2.000	EPA 8270C-SIM	EPA 3550B
Benzo(a)anthracene	0.014		0.011	0.0022	mg/Kg	Dry	2.000	EPA 8270C-SIM	EPA 3550B
Chrysene	0.032		0.011	0.0022	mg/Kg	Dry	2.000	EPA 8270C-SIM	EPA 3550B
Benzo(b)fluoranthene	0.019		0.011	0.0022	mg/Kg	Dry	2.000	EPA 8270C-SIM	EPA 3550B
Benzo(k)fluoranthene	0.0055	J	0.011	0.0022	mg/Kg	Dry	2.000	EPA 8270C-SIM	EPA 3550B
Benzo(a)pyrene	0.019		0.011	0.0022	mg/Kg	Dry	2.000	EPA 8270C-SIM	EPA 3550B
Indeno(1,2,3-cd)pyrene	0.012		0.011	0.0022	mg/Kg	Dry	2.000	EPA 8270C-SIM	EPA 3550B
Benzo(g,h,i)perylene	0.012		0.011	0.0022	mg/Kg	Dry	2.000	EPA 8270C-SIM	EPA 3550B
Arsenic	3.1		0.27	0.080	mg/Kg	Dry	1.000	EPA 6010B	EPA 3050B
Barium	110		0.27	0.059	mg/Kg	Dry	1.000	EPA 6010B	EPA 3050B
Beryllium	0.63		0.11	0.014	mg/Kg	Dry	1.000	EPA 6010B	EPA 3050B
Cadmium	0.77		0.27	0.028	mg/Kg	Dry	1.000	EPA 6010B	EPA 3050B
Chromium	18		0.27	0.069	mg/Kg	Dry	1.000	EPA 6010B	EPA 3050B
Cobalt	7.8		0.27	0.033	mg/Kg	Dry	1.000	EPA 6010B	EPA 3050B
Copper	10		0.27	0.092	mg/Kg	Dry	1.000	EPA 6010B	EPA 3050B
Lead	23		0.27	0.077	mg/Kg	Dry	1.000	EPA 6010B	EPA 3050B
Mercury	0.15		0.018	0.0012	mg/Kg	Dry	1.000	EPA 7471A	METHOD
Molybdenum	0.35		0.27	0.054	mg/Kg	Dry	1.000	EPA 6010B	EPA 3050B
Nickel	17		0.27	0.072	mg/Kg	Dry	1.000	EPA 6010B	EPA 3050B
Vanadium	33		0.27	0.063	mg/Kg	Dry	1.000	EPA 6010B	EPA 3050B
Zinc	83		1.1	0.062	mg/Kg	Dry	1.000	EPA 6010B	EPA 3050B

Client Sample ID : CNG-B4-1B

Laboratory Sample ID :

263357-002

Analyte	Result	Flags	RL	MDL	Units	Basis	IDF	Method	Prep Method
Gasoline C7-C12	0.042	J	0.17	0.013	mg/Kg	Dry	1.000	EPA 8015B	EPA 5035
Diesel C10-C24	110	Y	5.7	1.7	mg/Kg	Dry	5.000	EPA 8015B	EPA 3550B
Diesel C10-C24	130	Y	5.7	1.7	mg/Kg	Dry	5.000	EPA 8015B	EPA 3550B
Motor Oil C24-C36	720		28	8.6	mg/Kg	Dry	5.000	EPA 8015B	EPA 3550B
Motor Oil C24-C36	500		28	8.6	mg/Kg	Dry	5.000	EPA 8015B	EPA 3550B
Acetone	20	J	23	2.7	ug/Kg	Dry	1.000	EPA 8260B	EPA 5035
Naphthalene	0.0052	J	0.012	0.0028	mg/Kg	Dry	1.000	EPA 8270C-SIM	EPA 3550B
Acenaphthylene	0.019		0.012	0.0023	mg/Kg	Dry	1.000	EPA 8270C-SIM	EPA 3550B
Fluorene	0.0058	J	0.012	0.0023	mg/Kg	Dry	1.000	EPA 8270C-SIM	EPA 3550B
Phenanthrene	0.11		0.012	0.0023	mg/Kg	Dry	1.000	EPA 8270C-SIM	EPA 3550B
Anthracene	0.022		0.012	0.0023	mg/Kg	Dry	1.000	EPA 8270C-SIM	EPA 3550B
Fluoranthene	0.20		0.012	0.0023	mg/Kg	Dry	1.000	EPA 8270C-SIM	EPA 3550B
Pyrene	0.18		0.012	0.0023	mg/Kg	Dry	1.000	EPA 8270C-SIM	EPA 3550B
Benzo(a)anthracene	0.089		0.012	0.0023	mg/Kg	Dry	1.000	EPA 8270C-SIM	EPA 3550B
Chrysene	0.11		0.012	0.0023	mg/Kg	Dry	1.000	EPA 8270C-SIM	EPA 3550B
Benzo(b)fluoranthene	0.11		0.012	0.0023	mg/Kg	Dry	1.000	EPA 8270C-SIM	EPA 3550B
Benzo(k)fluoranthene	0.035		0.012	0.0023	mg/Kg	Dry	1.000	EPA 8270C-SIM	EPA 3550B
Benzo(a)pyrene	0.12		0.012	0.0023	mg/Kg	Dry	1.000	EPA 8270C-SIM	EPA 3550B
Indeno(1,2,3-cd)pyrene	0.044		0.012	0.0023	mg/Kg	Dry	1.000	EPA 8270C-SIM	EPA 3550B
Dibenz(a,h)anthracene	0.017		0.012	0.0023	mg/Kg	Dry	1.000	EPA 8270C-SIM	EPA 3550B
Benzo(g,h,i)perylene	0.055		0.012	0.0023	mg/Kg	Dry	1.000	EPA 8270C-SIM	EPA 3550B
Arsenic	3.2		0.31	0.089	mg/Kg	Dry	1.000	EPA 6010B	EPA 3050B
Barium	130		0.31	0.066	mg/Kg	Dry	1.000	EPA 6010B	EPA 3050B
Beryllium	0.62		0.12	0.015	mg/Kg	Dry	1.000	EPA 6010B	EPA 3050B
Cadmium	0.71		0.31	0.031	mg/Kg	Dry	1.000	EPA 6010B	EPA 3050B
Chromium	21		0.31	0.077	mg/Kg	Dry	1.000	EPA 6010B	EPA 3050B
Cobalt	7.9		0.31	0.037	mg/Kg	Dry	1.000	EPA 6010B	EPA 3050B
Copper	14		0.31	0.10	mg/Kg	Dry	1.000	EPA 6010B	EPA 3050B
Lead	45		0.31	0.085	mg/Kg	Dry	1.000	EPA 6010B	EPA 3050B
Mercury	0.14		0.019	0.0012	mg/Kg	Dry	1.000	EPA 7471A	METHOD
Molybdenum	0.20	J	0.31	0.060	mg/Kg	Dry	1.000	EPA 6010B	EPA 3050B
Nickel	22		0.31	0.080	mg/Kg	Dry	1.000	EPA 6010B	EPA 3050B
Vanadium	27		0.31	0.070	mg/Kg	Dry	1.000	EPA 6010B	EPA 3050B
Zinc	110		1.2	0.069	mg/Kg	Dry	1.000	EPA 6010B	EPA 3050B

Client Sample ID : CNG-B4-5A

Laboratory Sample ID :

263357-003

Analyte	Result	Flags	RL	MDL	Units	Basis	IDF	Method	Prep Method
Gasoline C7-C12	1.4	Y	0.23	0.012	mg/Kg	Dry	1.000	EPA 8015B	EPA 5035
Diesel C10-C24	3.9	Y	1.2	0.36	mg/Kg	Dry	1.000	EPA 8015B	EPA 3550B
Diesel C10-C24	5.3	Y	1.2	0.36	mg/Kg	Dry	1.000	EPA 8015B	EPA 3550B
Motor Oil C24-C36	21		5.9	1.8	mg/Kg	Dry	1.000	EPA 8015B	EPA 3550B
Motor Oil C24-C36	21		5.9	1.8	mg/Kg	Dry	1.000	EPA 8015B	EPA 3550B
Acetone	47		22	2.0	ug/Kg	Dry	0.9276	EPA 8260B	EPA 5035
2-Butanone	6.3	J	11	1.5	ug/Kg	Dry	0.9276	EPA 8260B	EPA 5035
Isopropylbenzene	0.95	J	5.5	0.55	ug/Kg	Dry	0.9276	EPA 8260B	EPA 5035
Propylbenzene	0.89	J	5.5	0.49	ug/Kg	Dry	0.9276	EPA 8260B	EPA 5035
sec-Butylbenzene	2.5	J	5.5	0.46	ug/Kg	Dry	0.9276	EPA 8260B	EPA 5035
Naphthalene	0.0014	J	0.0060	0.0012	mg/Kg	Dry	1.000	EPA 8270C-SIM	EPA 3550B
Acenaphthylene	0.0028	J	0.0060	0.0012	mg/Kg	Dry	1.000	EPA 8270C-SIM	EPA 3550B
Acenaphthene	0.0013	J	0.0060	0.0012	mg/Kg	Dry	1.000	EPA 8270C-SIM	EPA 3550B
Fluorene	0.0064		0.0060	0.0012	mg/Kg	Dry	1.000	EPA 8270C-SIM	EPA 3550B
Phenanthrene	0.029		0.0060	0.0012	mg/Kg	Dry	1.000	EPA 8270C-SIM	EPA 3550B
Anthracene	0.0053	J	0.0060	0.0012	mg/Kg	Dry	1.000	EPA 8270C-SIM	EPA 3550B
Fluoranthene	0.016		0.0060	0.0012	mg/Kg	Dry	1.000	EPA 8270C-SIM	EPA 3550B
Pyrene	0.017		0.0060	0.0012	mg/Kg	Dry	1.000	EPA 8270C-SIM	EPA 3550B
Benzo(a)anthracene	0.0075		0.0060	0.0012	mg/Kg	Dry	1.000	EPA 8270C-SIM	EPA 3550B
Chrysene	0.0072		0.0060	0.0012	mg/Kg	Dry	1.000	EPA 8270C-SIM	EPA 3550B
Benzo(b)fluoranthene	0.0085		0.0060	0.0012	mg/Kg	Dry	1.000	EPA 8270C-SIM	EPA 3550B
Benzo(k)fluoranthene	0.0021	J	0.0060	0.0012	mg/Kg	Dry	1.000	EPA 8270C-SIM	EPA 3550B
Benzo(a)pyrene	0.0089		0.0060	0.0012	mg/Kg	Dry	1.000	EPA 8270C-SIM	EPA 3550B
Indeno(1,2,3-cd)pyrene	0.0039	J	0.0060	0.0012	mg/Kg	Dry	1.000	EPA 8270C-SIM	EPA 3550B
Dibenz(a,h)anthracene	0.0014	J	0.0060	0.0012	mg/Kg	Dry	1.000	EPA 8270C-SIM	EPA 3550B
Benzo(g,h,i)perylene	0.0049	J	0.0060	0.0012	mg/Kg	Dry	1.000	EPA 8270C-SIM	EPA 3550B

Client Sample ID : CNG-B4-5B

Laboratory Sample ID :

263357-004

Analyte	Result	Flags	RL	MDL	Units	Basis	IDF	Method	Prep Method
Gasoline C7-C12	2.4	Y	0.23	0.012	mg/Kg	Dry	1.000	EPA 8015B	EPA 5035
Diesel C10-C24	1.2	Y	1.2	0.36	mg/Kg	Dry	1.000	EPA 8015B	EPA 3550B
Diesel C10-C24	1.4	Y	1.2	0.36	mg/Kg	Dry	1.000	EPA 8015B	EPA 3550B
Motor Oil C24-C36	4.7	J	5.9	1.8	mg/Kg	Dry	1.000	EPA 8015B	EPA 3550B
Motor Oil C24-C36	5.9	J	5.9	1.8	mg/Kg	Dry	1.000	EPA 8015B	EPA 3550B
Acetone	53		17	1.6	ug/Kg	Dry	0.7418	EPA 8260B	EPA 5035
2-Butanone	8.8		8.7	1.2	ug/Kg	Dry	0.7418	EPA 8260B	EPA 5035
Isopropylbenzene	1.1	J	4.4	0.44	ug/Kg	Dry	0.7418	EPA 8260B	EPA 5035
Propylbenzene	1.2	J	4.4	0.39	ug/Kg	Dry	0.7418	EPA 8260B	EPA 5035
tert-Butylbenzene	0.45	J	4.4	0.35	ug/Kg	Dry	0.7418	EPA 8260B	EPA 5035
sec-Butylbenzene	2.8	J	4.4	0.37	ug/Kg	Dry	0.7418	EPA 8260B	EPA 5035
Naphthalene	3.2	J	4.4	0.27	ug/Kg	Dry	0.7418	EPA 8260B	EPA 5035
Fluorene	0.0013	J	0.0059	0.0012	mg/Kg	Dry	1.000	EPA 8270C-SIM	EPA 3550B
Phenanthrene	0.0050	J	0.0059	0.0012	mg/Kg	Dry	1.000	EPA 8270C-SIM	EPA 3550B
Fluoranthene	0.0025	J	0.0059	0.0012	mg/Kg	Dry	1.000	EPA 8270C-SIM	EPA 3550B
Pyrene	0.0027	J	0.0059	0.0012	mg/Kg	Dry	1.000	EPA 8270C-SIM	EPA 3550B
Benzo(a)pyrene	0.0013	J	0.0059	0.0012	mg/Kg	Dry	1.000	EPA 8270C-SIM	EPA 3550B

Client Sample ID : CNG-B4-7'

Laboratory Sample ID :

263357-005

Analyte	Result	Flags	RL	MDL	Units	Basis	IDF	Method	Prep Method
Gasoline C7-C12	0.070	J	0.18	0.0095	mg/Kg	Dry	1.000	EPA 8015B	EPA 5035
Acetone	23		17	1.6	ug/Kg	Dry	0.7321	EPA 8260B	EPA 5035
2-Butanone	6.5	J	8.7	1.2	ug/Kg	Dry	0.7321	EPA 8260B	EPA 5035

Client Sample ID : CNG-B3-1'

Laboratory Sample ID :

263357-006

Analyte	Result	Flags	RL	MDL	Units	Basis	IDF	Method	Prep Method
Gasoline C7-C12	0.020	J	0.18	0.0097	mg/Kg	Dry	1.000	EPA 8015B	EPA 5035
Diesel C10-C24	110	Y	5.9	0.92	mg/Kg	Dry	5.000	EPA 8015B	SHAKER TABLE
Diesel C10-C24	110	Y	5.9	0.73	mg/Kg	Dry	5.000	EPA 8015B	SHAKER TABLE
Motor Oil C24-C36	740		29	3.8	mg/Kg	Dry	5.000	EPA 8015B	SHAKER TABLE
Motor Oil C24-C36	440		29	3.4	mg/Kg	Dry	5.000	EPA 8015B	SHAKER TABLE
Acetone	8.6	J	19	2.3	ug/Kg	Dry	0.8013	EPA 8260B	EPA 5035
Acenaphthylene	0.013	J	0.030	0.0059	mg/Kg	Dry	5.000	EPA 8270C-SIM	EPA 3550B
Phenanthrene	0.046		0.030	0.0059	mg/Kg	Dry	5.000	EPA 8270C-SIM	EPA 3550B
Fluoranthene	0.058		0.030	0.0059	mg/Kg	Dry	5.000	EPA 8270C-SIM	EPA 3550B
Pyrene	0.066		0.030	0.0059	mg/Kg	Dry	5.000	EPA 8270C-SIM	EPA 3550B
Benzo(a)anthracene	0.025	J	0.030	0.0059	mg/Kg	Dry	5.000	EPA 8270C-SIM	EPA 3550B
Chrysene	0.067		0.030	0.0059	mg/Kg	Dry	5.000	EPA 8270C-SIM	EPA 3550B
Benzo(b)fluoranthene	0.068		0.030	0.0059	mg/Kg	Dry	5.000	EPA 8270C-SIM	EPA 3550B
Benzo(k)fluoranthene	0.019	J	0.030	0.0059	mg/Kg	Dry	5.000	EPA 8270C-SIM	EPA 3550B
Benzo(a)pyrene	0.065		0.030	0.0059	mg/Kg	Dry	5.000	EPA 8270C-SIM	EPA 3550B
Indeno(1,2,3-cd)pyrene	0.031		0.030	0.0060	mg/Kg	Dry	5.000	EPA 8270C-SIM	EPA 3550B
Dibenz(a,h)anthracene	0.011	J	0.030	0.0059	mg/Kg	Dry	5.000	EPA 8270C-SIM	EPA 3550B
Benzo(g,h,i)perylene	0.062		0.030	0.0073	mg/Kg	Dry	5.000	EPA 8270C-SIM	EPA 3550B
Antimony	0.54	J	0.56	0.17	mg/Kg	Dry	1.000	EPA 6010B	EPA 3050B
Arsenic	3.2		0.28	0.081	mg/Kg	Dry	1.000	EPA 6010B	EPA 3050B
Barium	79		0.28	0.060	mg/Kg	Dry	1.000	EPA 6010B	EPA 3050B
Beryllium	0.25		0.11	0.014	mg/Kg	Dry	1.000	EPA 6010B	EPA 3050B
Cadmium	0.58		0.28	0.029	mg/Kg	Dry	1.000	EPA 6010B	EPA 3050B
Chromium	35		0.28	0.071	mg/Kg	Dry	1.000	EPA 6010B	EPA 3050B
Cobalt	5.2		0.28	0.034	mg/Kg	Dry	1.000	EPA 6010B	EPA 3050B
Copper	10		0.28	0.093	mg/Kg	Dry	1.000	EPA 6010B	EPA 3050B
Lead	33		0.28	0.078	mg/Kg	Dry	1.000	EPA 6010B	EPA 3050B
Mercury	0.083		0.019	0.0012	mg/Kg	Dry	1.000	EPA 7471A	METHOD
Molybdenum	0.15	J	0.28	0.055	mg/Kg	Dry	1.000	EPA 6010B	EPA 3050B
Nickel	22		0.28	0.074	mg/Kg	Dry	1.000	EPA 6010B	EPA 3050B
Vanadium	28		0.28	0.064	mg/Kg	Dry	1.000	EPA 6010B	EPA 3050B
Zinc	58		1.1	0.063	mg/Kg	Dry	1.000	EPA 6010B	EPA 3050B

Client Sample ID : CNG-B3-5'

Laboratory Sample ID :

263357-007

Analyte	Result	Flags	RL	MDL	Units	Basis	IDF	Method	Prep Method
Gasoline C7-C12	0.77		0.17	0.0091	mg/Kg	Dry	1.000	EPA 8015B	EPA 5035
Diesel C10-C24	2.6	Y	1.2	0.19	mg/Kg	Dry	1.000	EPA 8015B	SHAKER TABLE
Diesel C10-C24	0.32	J	1.2	0.15	mg/Kg	Dry	1.000	EPA 8015B	SHAKER TABLE
Motor Oil C24-C36	2.1	J	5.9	0.77	mg/Kg	Dry	1.000	EPA 8015B	SHAKER TABLE
Motor Oil C24-C36	2.0	J	5.9	0.69	mg/Kg	Dry	1.000	EPA 8015B	SHAKER TABLE
Acetone	32		19	1.8	ug/Kg	Dry	0.8091	EPA 8260B	EPA 5035
2-Butanone	5.1	J	9.6	1.3	ug/Kg	Dry	0.8091	EPA 8260B	EPA 5035

Client Sample ID : CNG-B3-7'

Laboratory Sample ID :

263357-008

Analyte	Result	Flags	RL	MDL	Units	Basis	IDF	Method	Prep Method
Gasoline C7-C12	760	Y	33	2.1	mg/Kg	Dry	200.0	EPA 8015B	EPA 5035
Diesel C10-C24	53	Y	1.2	0.18	mg/Kg	Dry	1.000	EPA 8015B	SHAKER TABLE
Diesel C10-C24	46	Y	1.2	0.14	mg/Kg	Dry	1.000	EPA 8015B	SHAKER TABLE
Motor Oil C24-C36	1.2	J	5.8	0.75	mg/Kg	Dry	1.000	EPA 8015B	SHAKER TABLE
Motor Oil C24-C36	3.6	J	5.8	0.68	mg/Kg	Dry	1.000	EPA 8015B	SHAKER TABLE
tert-Butylbenzene	53	J	830	42	ug/Kg	Dry	140.4	EPA 8260B	EPA 5035
sec-Butylbenzene	150	J	830	39	ug/Kg	Dry	140.4	EPA 8260B	EPA 5035
Naphthalene	910		830	32	ug/Kg	Dry	140.4	EPA 8260B	EPA 5035
Acenaphthylene	0.0016	J	0.0059	0.0012	mg/Kg	Dry	1.000	EPA 8270C-SIM	EPA 3550B
Acenaphthene	0.0017	J	0.0059	0.0012	mg/Kg	Dry	1.000	EPA 8270C-SIM	EPA 3550B
Fluorene	0.0026	J	0.0059	0.0012	mg/Kg	Dry	1.000	EPA 8270C-SIM	EPA 3550B
Phenanthrene	0.0014	J	0.0059	0.0012	mg/Kg	Dry	1.000	EPA 8270C-SIM	EPA 3550B

Client Sample ID : TRIP BLANK

Laboratory Sample ID :

263357-009

No Detections

Client Sample ID : CNG-B4-W

Laboratory Sample ID :

263357-010

Analyte	Result	Flags	RL	MDL	Units	Basis	IDF	Method	Prep Method
Gasoline C7-C12	82	Y	50	13	ug/L	As Recd	1.000	EPA 8015B	EPA 5030B
Diesel C10-C24	2,400		50	16	ug/L	As Recd	1.000	EPA 8015B	EPA 3520C
Diesel C10-C24	84	Y	50	16	ug/L	As Recd	1.000	EPA 8015B	EPA 3520C
Motor Oil C24-C36	3,700		300	96	ug/L	As Recd	1.000	EPA 8015B	EPA 3520C
Motor Oil C24-C36	130	J	300	96	ug/L	As Recd	1.000	EPA 8015B	EPA 3520C
Acetone	1.1	J	10	0.5	ug/L	As Recd	1.000	EPA 8260B	EPA 5030B
tert-Butylbenzene	0.3	J	0.5	0.1	ug/L	As Recd	1.000	EPA 8260B	EPA 5030B
Naphthalene	1.1	J	2.0	0.1	ug/L	As Recd	1.000	EPA 8260B	EPA 5030B
Naphthalene	0.8		0.1	0.02	ug/L	As Recd	1.000	EPA 8270C-SIM	EPA 3520C
Acenaphthylene	0.2		0.1	0.02	ug/L	As Recd	1.000	EPA 8270C-SIM	EPA 3520C
Acenaphthene	0.4		0.1	0.02	ug/L	As Recd	1.000	EPA 8270C-SIM	EPA 3520C
Fluorene	1.2		0.1	0.02	ug/L	As Recd	1.000	EPA 8270C-SIM	EPA 3520C
Phenanthrene	2.1		0.1	0.02	ug/L	As Recd	1.000	EPA 8270C-SIM	EPA 3520C
Anthracene	0.3		0.1	0.03	ug/L	As Recd	1.000	EPA 8270C-SIM	EPA 3520C
Fluoranthene	0.3		0.1	0.02	ug/L	As Recd	1.000	EPA 8270C-SIM	EPA 3520C
Pyrene	0.3		0.1	0.02	ug/L	As Recd	1.000	EPA 8270C-SIM	EPA 3520C
Benzo(a)anthracene	0.05	J	0.1	0.02	ug/L	As Recd	1.000	EPA 8270C-SIM	EPA 3520C
Chrysene	0.04	J	0.1	0.03	ug/L	As Recd	1.000	EPA 8270C-SIM	EPA 3520C
Benzo(b)fluoranthene	0.02	J	0.1	0.02	ug/L	As Recd	1.000	EPA 8270C-SIM	EPA 3520C
Benzo(a)pyrene	0.02	J	0.1	0.02	ug/L	As Recd	1.000	EPA 8270C-SIM	EPA 3520C

Client Sample ID : CNG-B3-W

Laboratory Sample ID :

263357-011

Analyte	Result	Flags	RL	MDL	Units	Basis	IDF	Method	Prep Method
Gasoline C7-C12	1,100	Y	50	13	ug/L	As Recd	1.000	EPA 8015B	EPA 5030B
Diesel C10-C24	2,200		50	16	ug/L	As Recd	1.000	EPA 8015B	EPA 3520C
Diesel C10-C24	430	Y	50	16	ug/L	As Recd	1.000	EPA 8015B	EPA 3520C
Motor Oil C24-C36	940		300	96	ug/L	As Recd	1.000	EPA 8015B	EPA 3520C
Acetone	1.3	J	10	0.5	ug/L	As Recd	1.000	EPA 8260B	EPA 5030B
Carbon Disulfide	0.2	J	0.5	0.1	ug/L	As Recd	1.000	EPA 8260B	EPA 5030B
Ethylbenzene	1.5		0.5	0.2	ug/L	As Recd	1.000	EPA 8260B	EPA 5030B
Isopropylbenzene	2.1		0.5	0.1	ug/L	As Recd	1.000	EPA 8260B	EPA 5030B
Propylbenzene	2.3		0.5	0.1	ug/L	As Recd	1.000	EPA 8260B	EPA 5030B
1,3,5-Trimethylbenzene	2.1		0.5	0.1	ug/L	As Recd	1.000	EPA 8260B	EPA 5030B
tert-Butylbenzene	0.7		0.5	0.1	ug/L	As Recd	1.000	EPA 8260B	EPA 5030B
sec-Butylbenzene	1.5		0.5	0.1	ug/L	As Recd	1.000	EPA 8260B	EPA 5030B
para-Isopropyl Toluene	0.1	J	0.5	0.1	ug/L	As Recd	1.000	EPA 8260B	EPA 5030B
Naphthalene	3.8		2.0	0.1	ug/L	As Recd	1.000	EPA 8260B	EPA 5030B
Naphthalene	4.5		0.1	0.02	ug/L	As Recd	1.000	EPA 8270C-SIM	EPA 3520C
Acenaphthene	0.08	J	0.1	0.02	ug/L	As Recd	1.000	EPA 8270C-SIM	EPA 3520C
Fluorene	0.09	J	0.1	0.02	ug/L	As Recd	1.000	EPA 8270C-SIM	EPA 3520C
Phenanthrene	0.2		0.1	0.02	ug/L	As Recd	1.000	EPA 8270C-SIM	EPA 3520C
Anthracene	0.03	J	0.1	0.03	ug/L	As Recd	1.000	EPA 8270C-SIM	EPA 3520C
Fluoranthene	0.05	J	0.1	0.02	ug/L	As Recd	1.000	EPA 8270C-SIM	EPA 3520C
Pyrene	0.08	J	0.1	0.02	ug/L	As Recd	1.000	EPA 8270C-SIM	EPA 3520C

J = Estimated value

Y = Sample exhibits chromatographic pattern which does not resemble standard

Total Volatile Hydrocarbons			
Lab #:	263357	Location:	Port Oak CNG
Client:	Weiss Associates	Prep:	EPA 5030B
Project#:	259-1971.15	Analysis:	EPA 8015B
Matrix:	Water	Sampled:	12/15/14
Units:	ug/L	Received:	12/15/14
Diln Fac:	1.000	Analyzed:	12/17/14
Batch#:	218584		

Field ID: CNG-B4-W Lab ID: 263357-010
 Type: SAMPLE

Analyte	Result	RL	MDL
Gasoline C7-C12	82 Y	50	13

Surrogate	%REC	Limits
Bromofluorobenzene (FID)	110	77-128

Field ID: CNG-B3-W Lab ID: 263357-011
 Type: SAMPLE

Analyte	Result	RL	MDL
Gasoline C7-C12	1,100 Y	50	13

Surrogate	%REC	Limits
Bromofluorobenzene (FID)	119	77-128

Type: BLANK Lab ID: QC770126

Analyte	Result	RL	MDL
Gasoline C7-C12	20 J	50	13

Surrogate	%REC	Limits
Bromofluorobenzene (FID)	99	77-128

J= Estimated value
 Y= Sample exhibits chromatographic pattern which does not resemble standard
 RL= Reporting Limit
 MDL= Method Detection Limit

Batch QC Report

Total Volatile Hydrocarbons			
Lab #:	263357	Location:	Port Oak CNG
Client:	Weiss Associates	Prep:	EPA 5030B
Project#:	259-1971.15	Analysis:	EPA 8015B
Type:	LCS	Diln Fac:	1.000
Lab ID:	QC770124	Batch#:	218584
Matrix:	Water	Analyzed:	12/17/14
Units:	ug/L		

Analyte	Spiked	Result	%REC	Limits
Gasoline C7-C12	1,000	969.3	97	80-120

Surrogate	%REC	Limits
Bromofluorobenzene (FID)	91	77-128

Batch QC Report

Total Volatile Hydrocarbons			
Lab #:	263357	Location:	Port Oak CNG
Client:	Weiss Associates	Prep:	EPA 5030B
Project#:	259-1971.15	Analysis:	EPA 8015B
Field ID:	CNG-B4-W	Batch#:	218584
MSS Lab ID:	263357-010	Sampled:	12/15/14
Matrix:	Water	Received:	12/15/14
Units:	ug/L	Analyzed:	12/17/14
Diln Fac:	1.000		

Type: MS Lab ID: QC770128

Analyte	MSS Result	Spiked	Result	%REC	Limits
Gasoline C7-C12	82.03	2,000	1,927	92	74-120

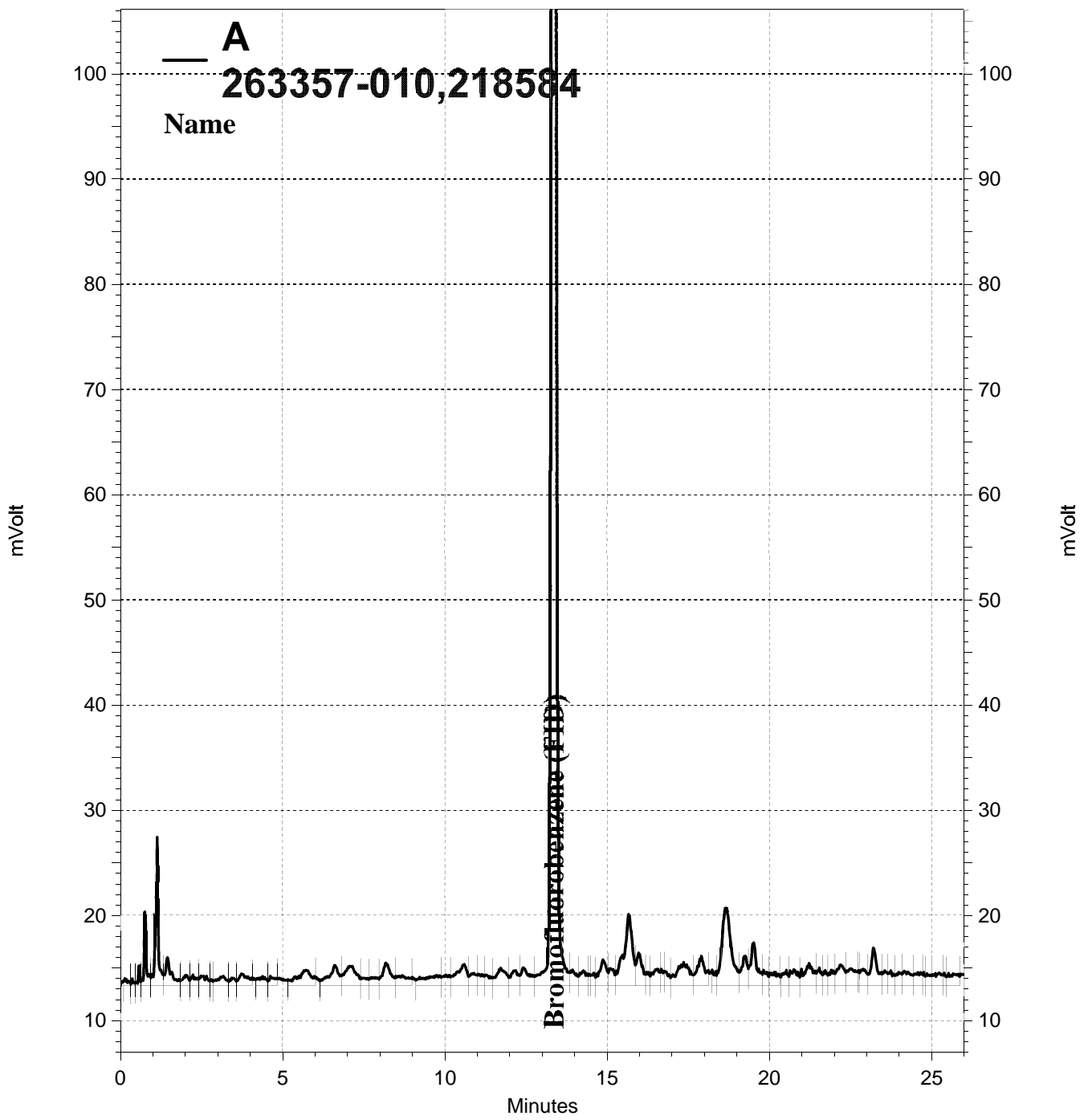
Surrogate	%REC	Limits
Bromofluorobenzene (FID)	95	77-128

Type: MSD Lab ID: QC770129

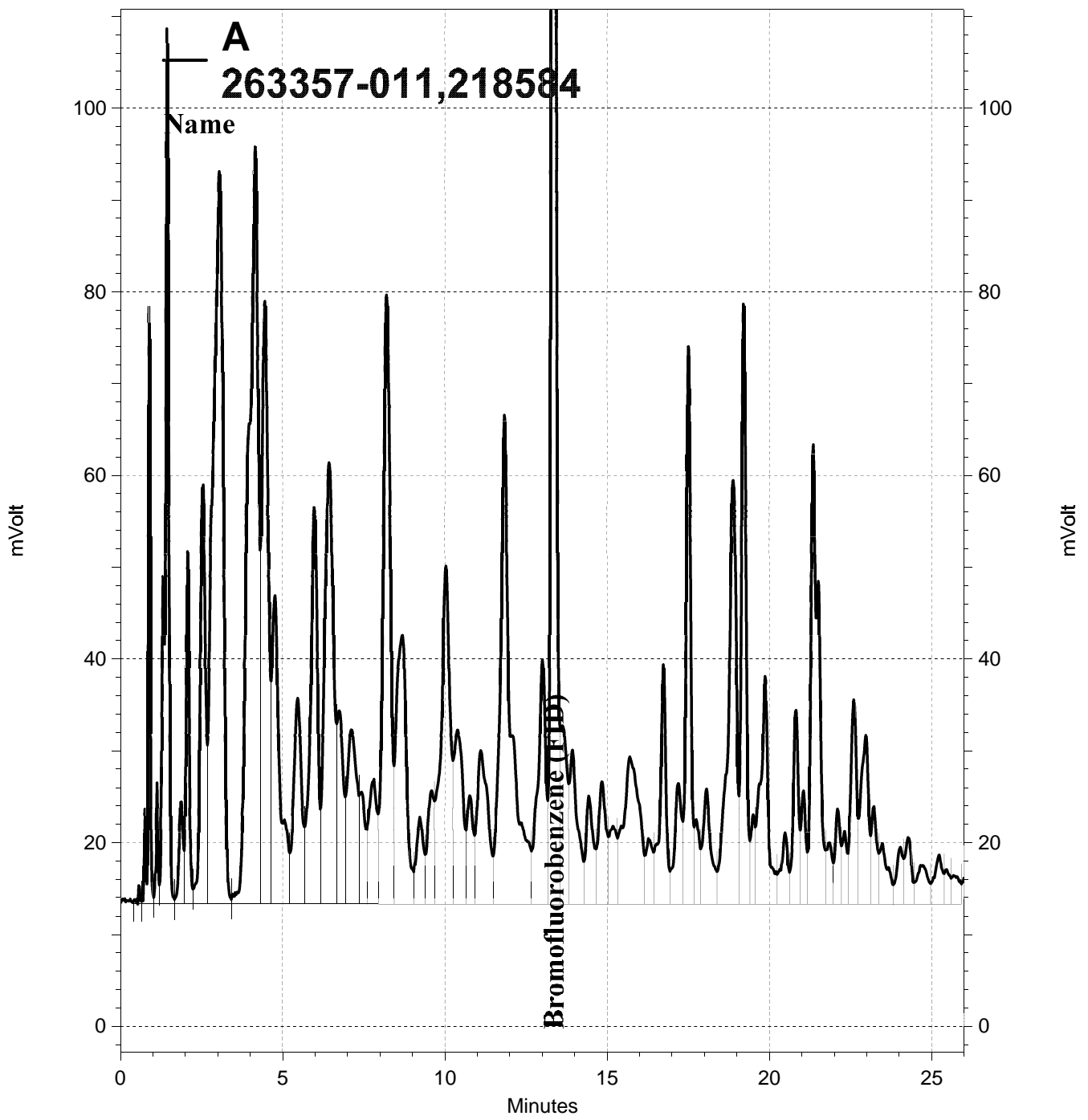
Analyte	Spiked	Result	%REC	Limits	RPD	Lim
Gasoline C7-C12	2,000	1,845	88	74-120	4	27

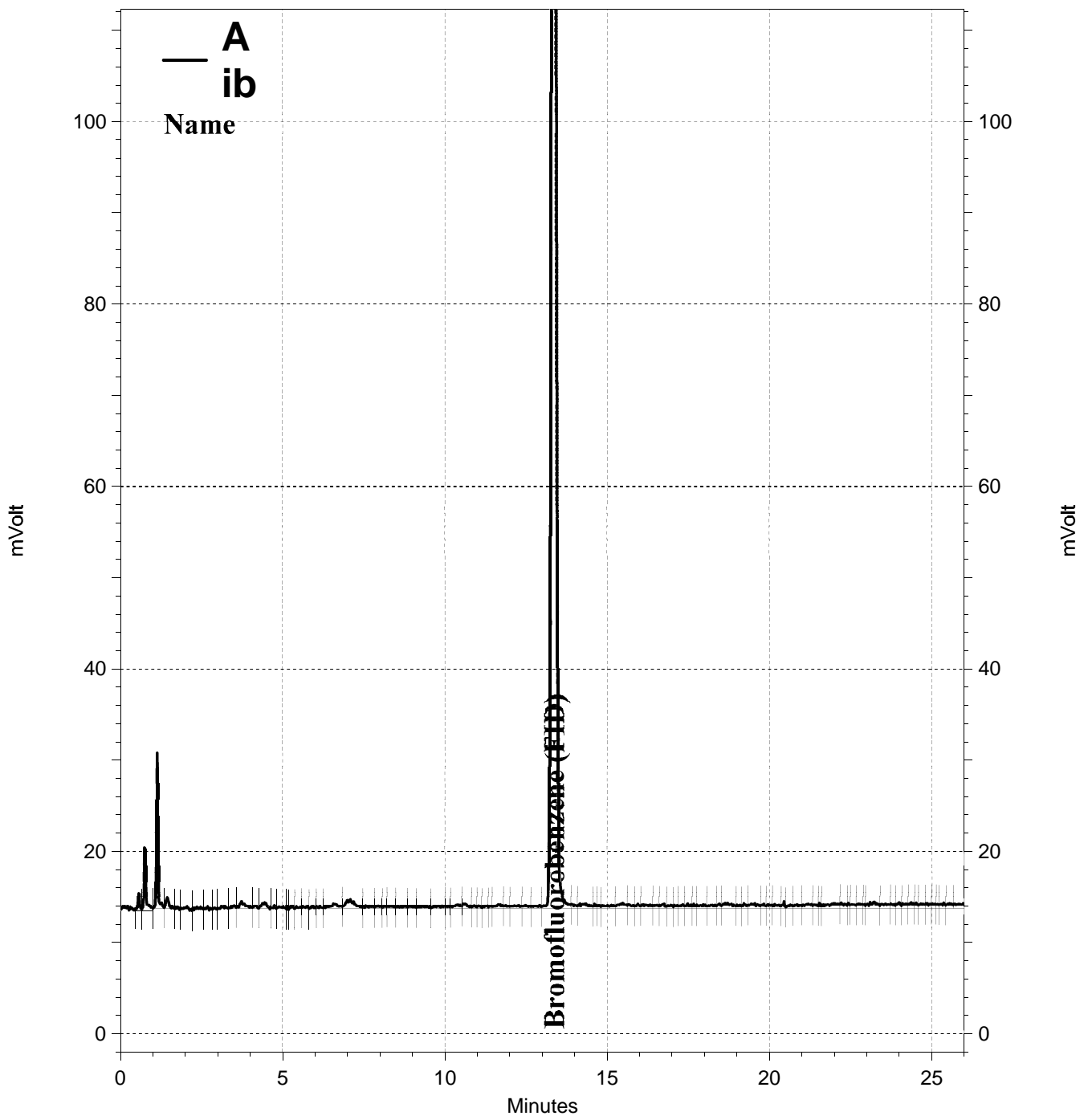
Surrogate	%REC	Limits
Bromofluorobenzene (FID)	95	77-128

RPD= Relative Percent Difference

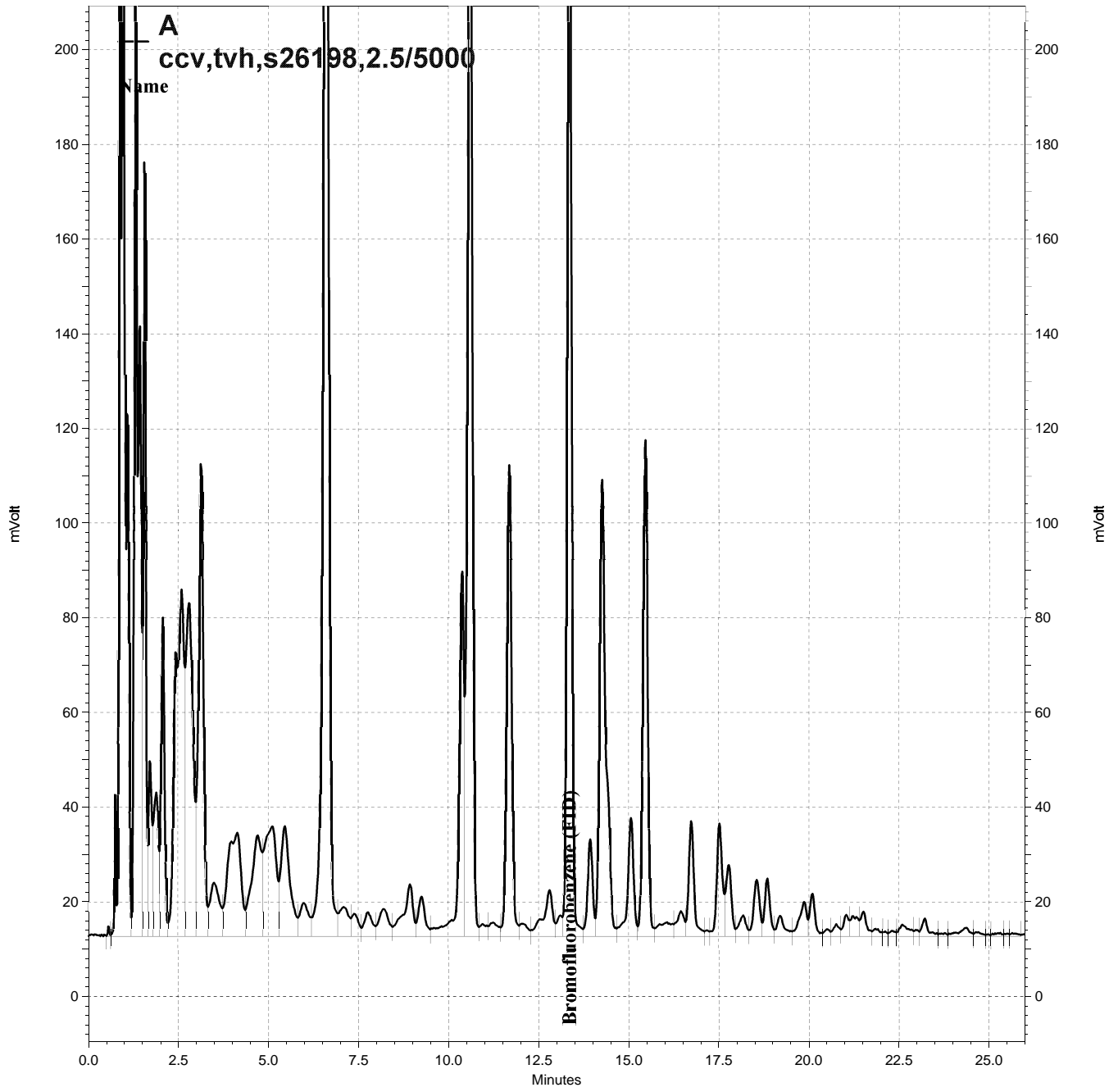


— \\Lims\gdrive\ezchrom\Projects\GC05\Data\351-008, A





— \\Lims\gdrive\ezchrom\Projects\GC05\Data\351-005, A



— \\Lims\gdrive\ezchrom\Projects\GC05\Data\351-002, A

Gasoline by GC/FID (5035 Prep)			
Lab #:	263357	Location:	Port Oak CNG
Client:	Weiss Associates	Prep:	EPA 5035
Project#:	259-1971.15	Analysis:	EPA 8015B
Matrix:	Soil	Sampled:	12/15/14
Units:	mg/Kg	Received:	12/15/14
Basis:	dry		

Field ID: CNG-B4-1A Diln Fac: 1.000
 Type: SAMPLE Batch#: 218581
 Lab ID: 263357-001 Analyzed: 12/17/14
 Moisture: 9%

Analyte	Result	RL	MDL
Gasoline C7-C12	0.032 J	0.27	0.014

Surrogate	%REC	Limits
Bromofluorobenzene (FID)	92	67-137

Field ID: CNG-B4-1B Diln Fac: 1.000
 Type: SAMPLE Batch#: 218620
 Lab ID: 263357-002 Analyzed: 12/18/14
 Moisture: 12%

Analyte	Result	RL	MDL
Gasoline C7-C12	0.042 J	0.17	0.013

Surrogate	%REC	Limits
Bromofluorobenzene (FID)	59 *	67-137

Field ID: CNG-B4-5A Diln Fac: 1.000
 Type: SAMPLE Batch#: 218581
 Lab ID: 263357-003 Analyzed: 12/17/14
 Moisture: 15%

Analyte	Result	RL	MDL
Gasoline C7-C12	1.4 Y	0.23	0.012

Surrogate	%REC	Limits
Bromofluorobenzene (FID)	111	67-137

Field ID: CNG-B4-5B Diln Fac: 1.000
 Type: SAMPLE Batch#: 218581
 Lab ID: 263357-004 Analyzed: 12/17/14
 Moisture: 15%

Analyte	Result	RL	MDL
Gasoline C7-C12	2.4 Y	0.23	0.012

Surrogate	%REC	Limits
Bromofluorobenzene (FID)	124	67-137

*= Value outside of QC limits; see narrative
 J= Estimated value
 Y= Sample exhibits chromatographic pattern which does not resemble standard
 ND= Not Detected at or above MDL
 RL= Reporting Limit
 MDL= Method Detection Limit

Gasoline by GC/FID (5035 Prep)			
Lab #:	263357	Location:	Port Oak CNG
Client:	Weiss Associates	Prep:	EPA 5035
Project#:	259-1971.15	Analysis:	EPA 8015B
Matrix:	Soil	Sampled:	12/15/14
Units:	mg/Kg	Received:	12/15/14
Basis:	dry		

Field ID: CNG-B4-7' Diln Fac: 1.000
 Type: SAMPLE Batch#: 218581
 Lab ID: 263357-005 Analyzed: 12/17/14
 Moisture: 16%

Analyte	Result	RL	MDL
Gasoline C7-C12	0.070 J	0.18	0.0095

Surrogate	%REC	Limits
Bromofluorobenzene (FID)	95	67-137

Field ID: CNG-B3-1' Diln Fac: 1.000
 Type: SAMPLE Batch#: 218581
 Lab ID: 263357-006 Analyzed: 12/17/14
 Moisture: 15%

Analyte	Result	RL	MDL
Gasoline C7-C12	0.020 J	0.18	0.0097

Surrogate	%REC	Limits
Bromofluorobenzene (FID)	91	67-137

Field ID: CNG-B3-5' Diln Fac: 1.000
 Type: SAMPLE Batch#: 218581
 Lab ID: 263357-007 Analyzed: 12/17/14
 Moisture: 16%

Analyte	Result	RL	MDL
Gasoline C7-C12	0.77	0.17	0.0091

Surrogate	%REC	Limits
Bromofluorobenzene (FID)	103	67-137

Field ID: CNG-B3-7' Diln Fac: 200.0
 Type: SAMPLE Batch#: 218620
 Lab ID: 263357-008 Analyzed: 12/18/14
 Moisture: 15%

Analyte	Result	RL	MDL
Gasoline C7-C12	760 Y	33	2.1

Surrogate	%REC	Limits
Bromofluorobenzene (FID)	155 *	67-137

*= Value outside of QC limits; see narrative
 J= Estimated value
 Y= Sample exhibits chromatographic pattern which does not resemble standard
 ND= Not Detected at or above MDL
 RL= Reporting Limit
 MDL= Method Detection Limit

Gasoline by GC/FID (5035 Prep)			
Lab #:	263357	Location:	Port Oak CNG
Client:	Weiss Associates	Prep:	EPA 5035
Project#:	259-1971.15	Analysis:	EPA 8015B
Matrix:	Soil	Sampled:	12/15/14
Units:	mg/Kg	Received:	12/15/14
Basis:	dry		

Type:	BLANK	Batch#:	218581
Lab ID:	QC770113	Analyzed:	12/17/14
Diln Fac:	1.000		

Analyte	Result	RL	MDL
Gasoline C7-C12	0.014 J	0.20	0.011

Surrogate	%REC	Limits
Bromofluorobenzene (FID)	91	67-137

Type:	BLANK	Batch#:	218620
Lab ID:	QC770246	Analyzed:	12/18/14
Diln Fac:	1.000		

Analyte	Result	RL	MDL
Gasoline C7-C12	ND	0.20	0.015

Surrogate	%REC	Limits
Bromofluorobenzene (FID)	104	67-137

*= Value outside of QC limits; see narrative
 J= Estimated value
 Y= Sample exhibits chromatographic pattern which does not resemble standard
 ND= Not Detected at or above MDL
 RL= Reporting Limit
 MDL= Method Detection Limit

Batch QC Report

Gasoline by GC/FID (5035 Prep)			
Lab #:	263357	Location:	Port Oak CNG
Client:	Weiss Associates	Prep:	EPA 5035
Project#:	259-1971.15	Analysis:	EPA 8015B
Matrix:	Soil	Batch#:	218581
Units:	mg/Kg	Analyzed:	12/17/14
Diln Fac:	1.000		

Type: BS Lab ID: QC770111

Analyte	Spiked	Result	%REC	Limits
Gasoline C7-C12	1.000	0.8974	90	80-120

Surrogate	%REC	Limits
Bromofluorobenzene (FID)	90	67-137

Type: BSD Lab ID: QC770112

Analyte	Spiked	Result	%REC	Limits	RPD	Lim
Gasoline C7-C12	1.000	0.8986	90	80-120	0	20

Surrogate	%REC	Limits
Bromofluorobenzene (FID)	90	67-137

RPD= Relative Percent Difference

Batch QC Report

Gasoline by GC/FID (5035 Prep)			
Lab #:	263357	Location:	Port Oak CNG
Client:	Weiss Associates	Prep:	EPA 5035
Project#:	259-1971.15	Analysis:	EPA 8015B
Type:	LCS	Diln Fac:	1.000
Lab ID:	QC770245	Batch#:	218620
Matrix:	Soil	Analyzed:	12/18/14
Units:	mg/Kg		

Analyte	Spiked	Result	%REC	Limits
Gasoline C7-C12	1.000	1.046	105	80-120

Surrogate	%REC	Limits
Bromofluorobenzene (FID)	101	67-137

Batch QC Report

Gasoline by GC/FID (5035 Prep)			
Lab #:	263357	Location:	Port Oak CNG
Client:	Weiss Associates	Prep:	EPA 5030B
Project#:	259-1971.15	Analysis:	EPA 8015B
Field ID:	ZZZZZZZZZZ	Diln Fac:	1.000
MSS Lab ID:	263378-001	Batch#:	218620
Matrix:	Soil	Sampled:	12/16/14
Units:	mg/Kg	Received:	12/16/14
Basis:	as received	Analyzed:	12/18/14

Type: MS Lab ID: QC770257

Analyte	MSS Result	Spiked	Result	%REC	Limits
Gasoline C7-C12	0.1787	9.174	8.208	88	42-120

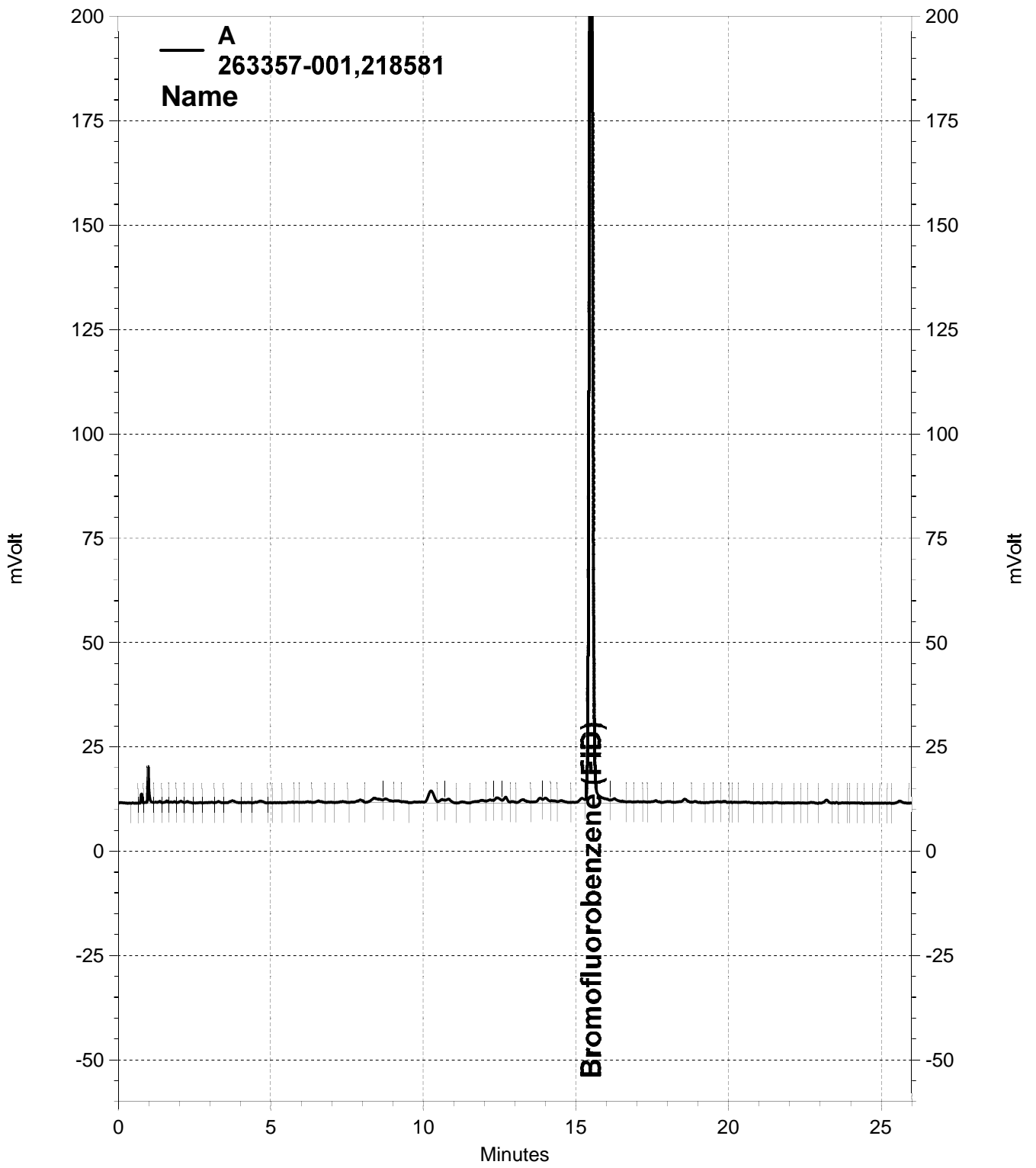
Surrogate	%REC	Limits
Bromofluorobenzene (FID)	112	67-137

Type: MSD Lab ID: QC770258

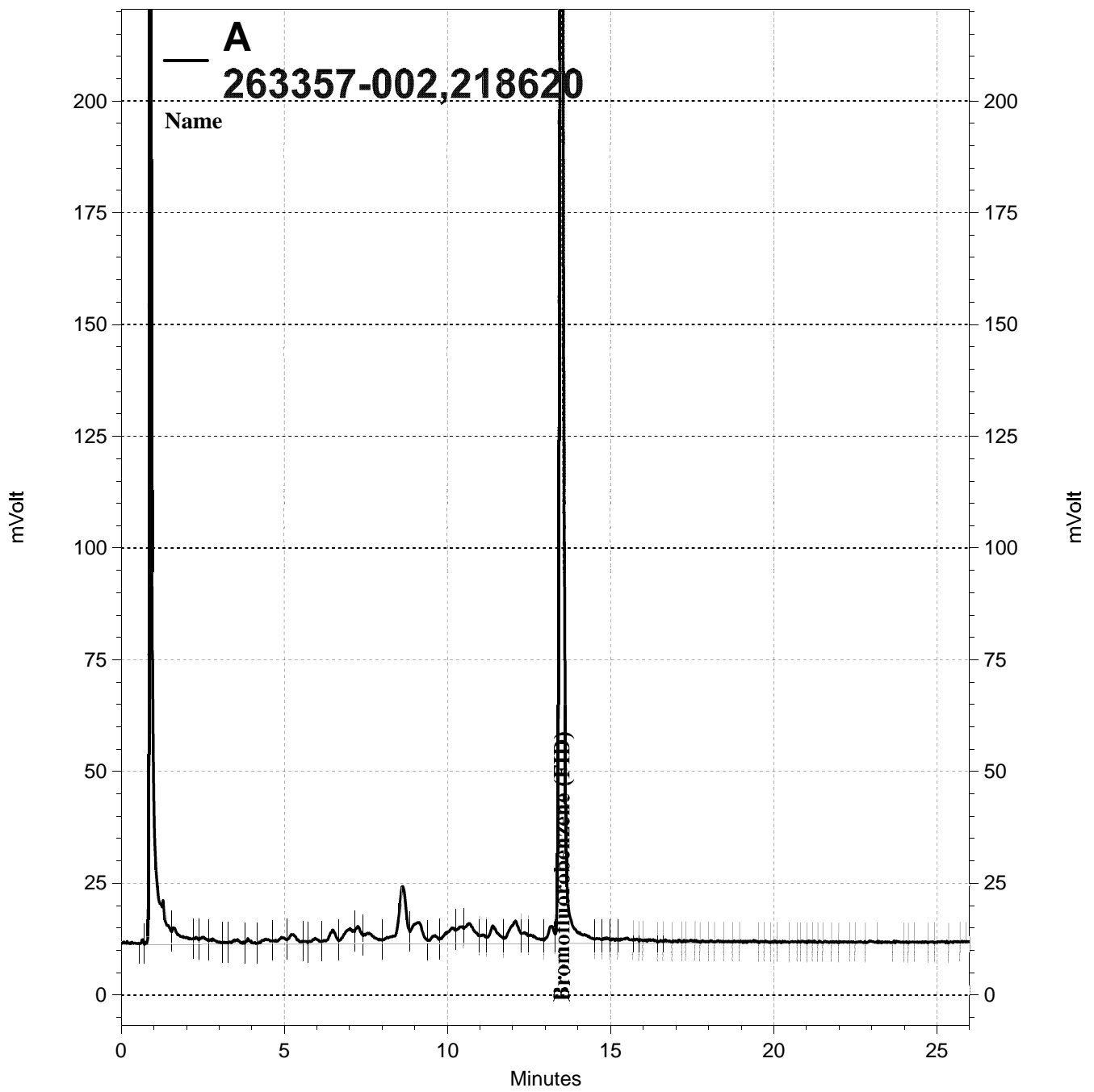
Analyte	Spiked	Result	%REC	Limits	RPD	Lim
Gasoline C7-C12	9.259	7.836	83	42-120	6	44

Surrogate	%REC	Limits
Bromofluorobenzene (FID)	111	67-137

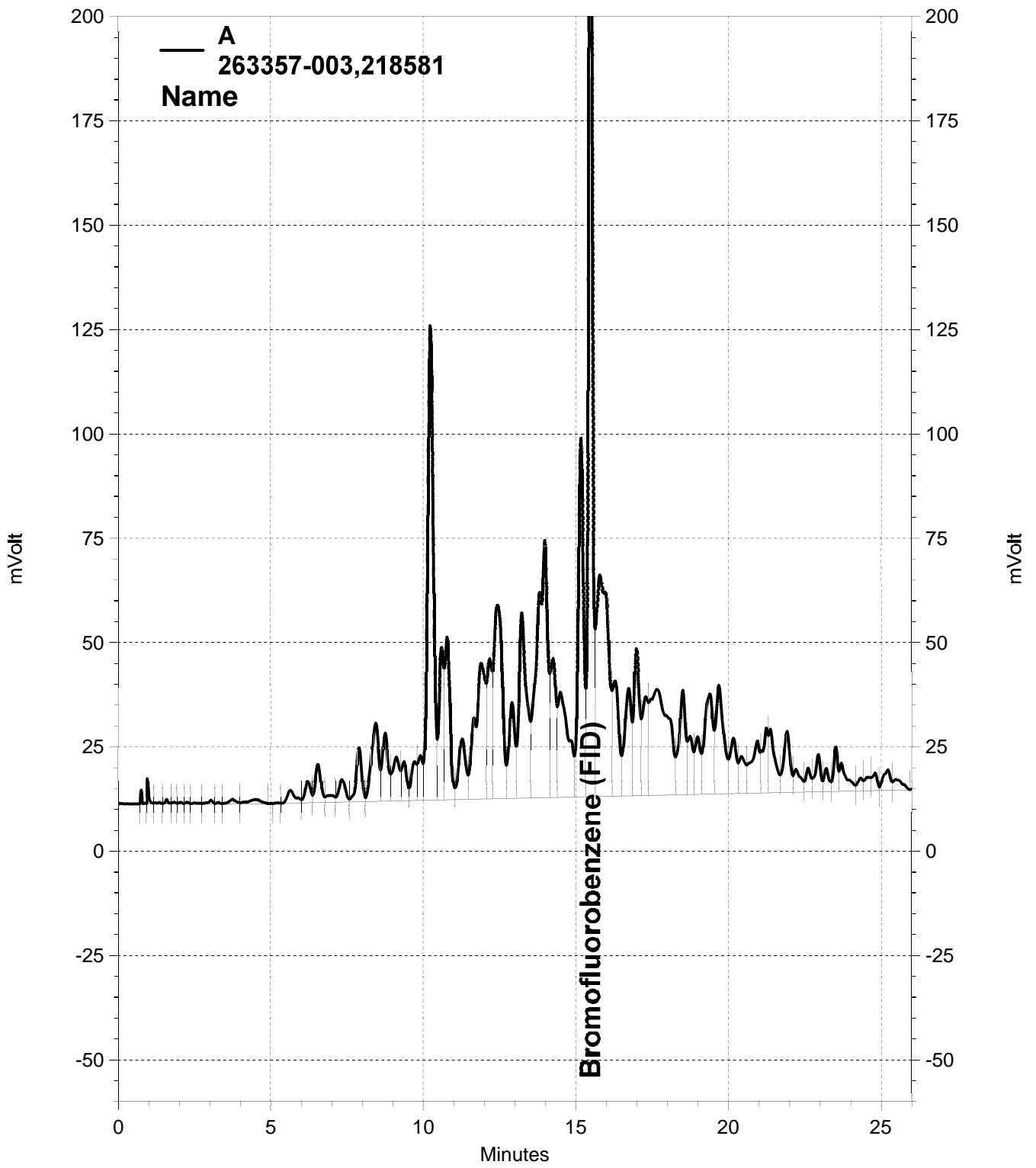
RPD= Relative Percent Difference



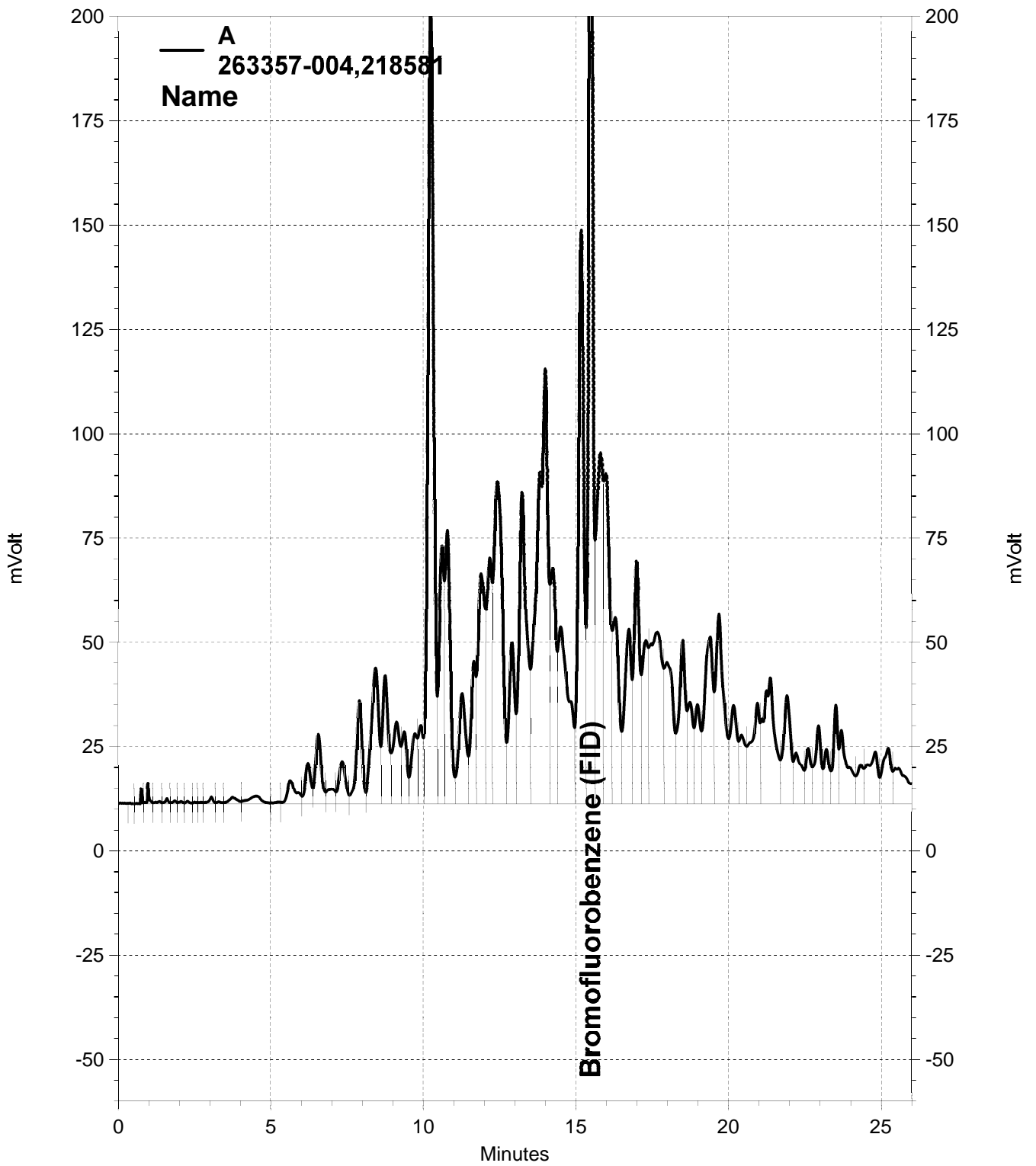
— \\Lims\gdrive\ezchrom\Projects\GC07\Data\351-008, A



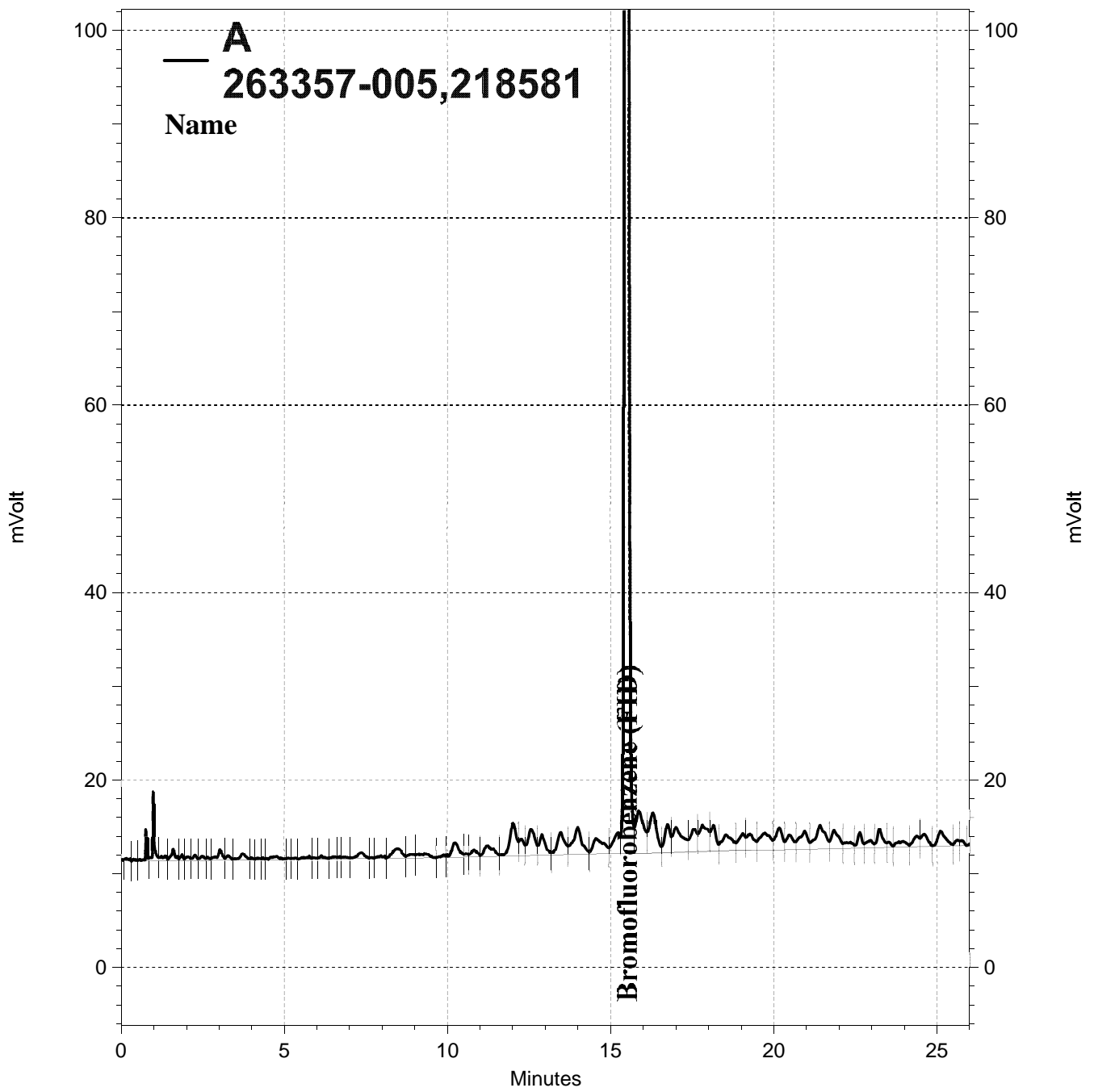
— \\Lims\gdrive\ezchrom\Projects\GC04\Data\352-005, A



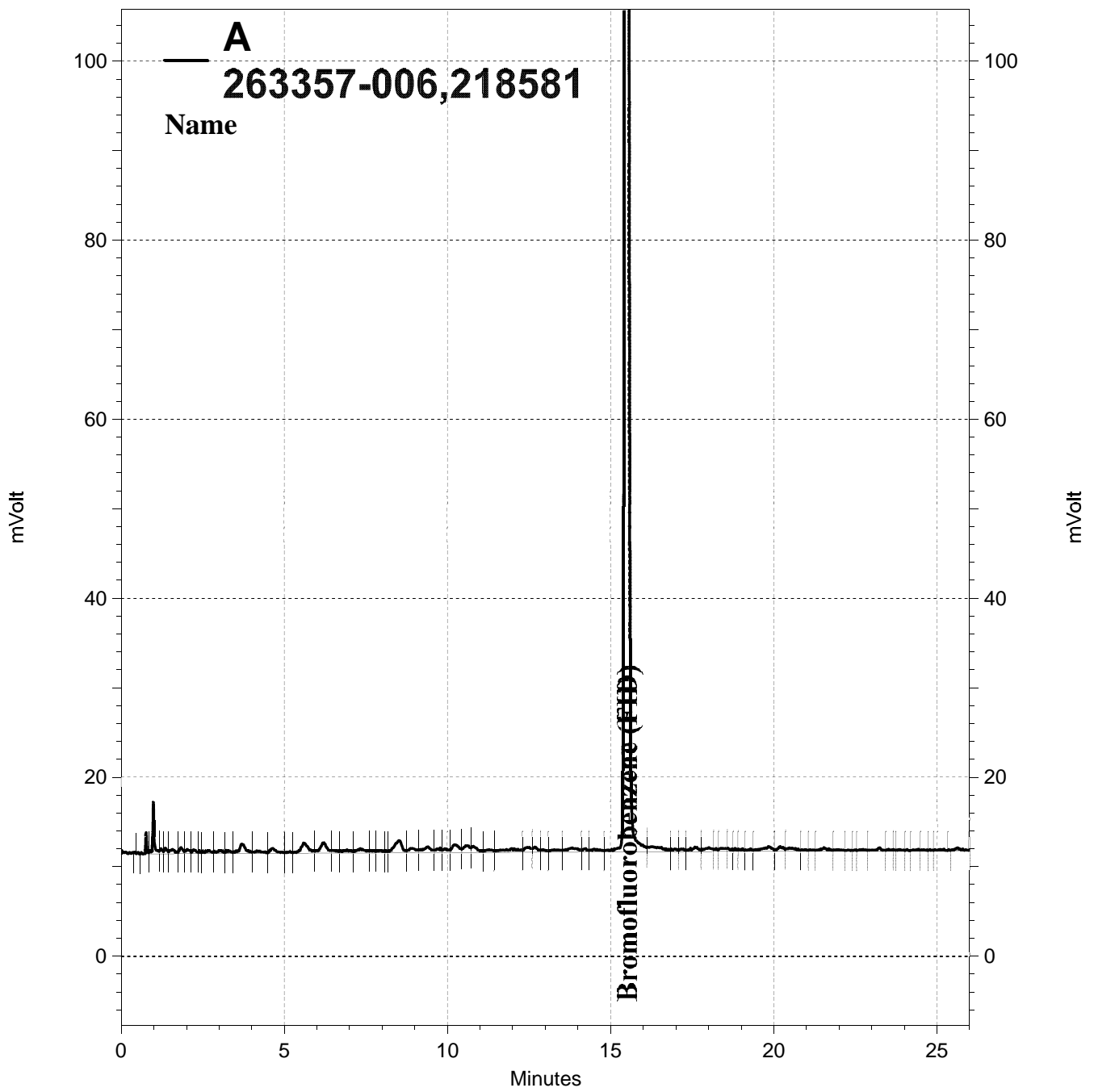
— \\Lims\gdrive\ezchrom\Projects\GC07\Data\351-010, A



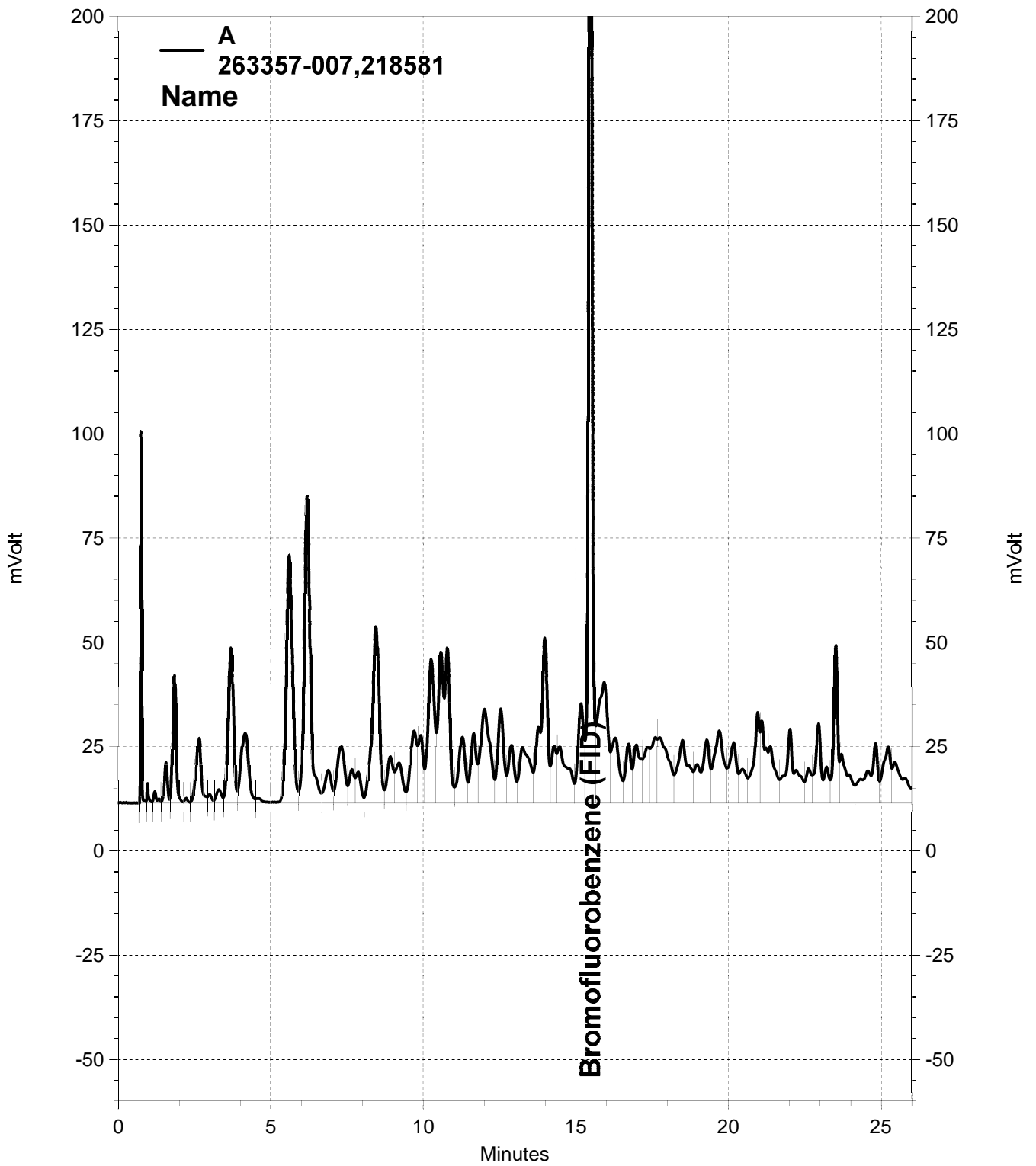
— \\Lims\gdrive\ezchrom\Projects\GC07\Data\351-011, A



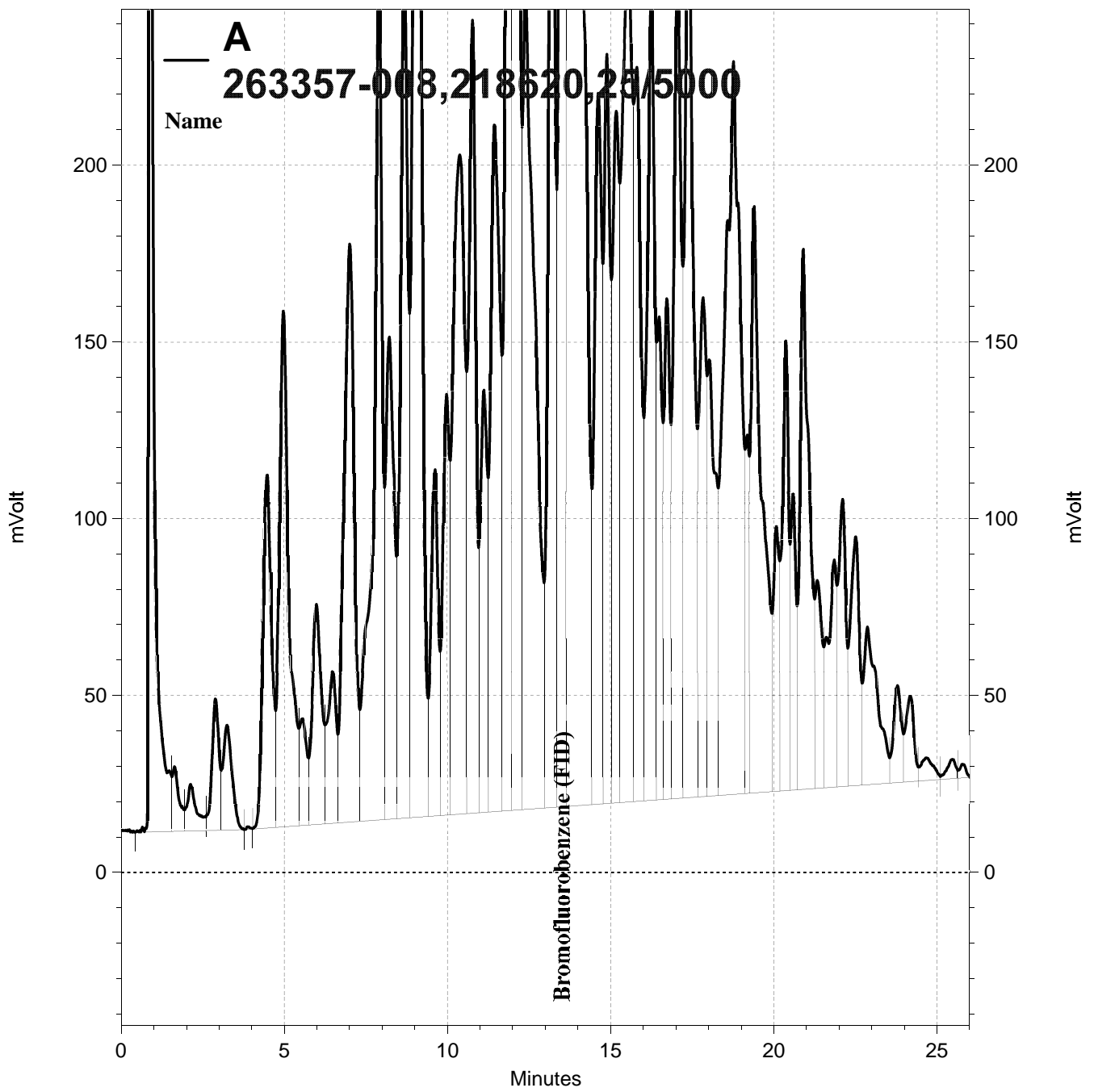
— \\Lims\gdrive\ezchrom\Projects\GC07\Data\351-012, A



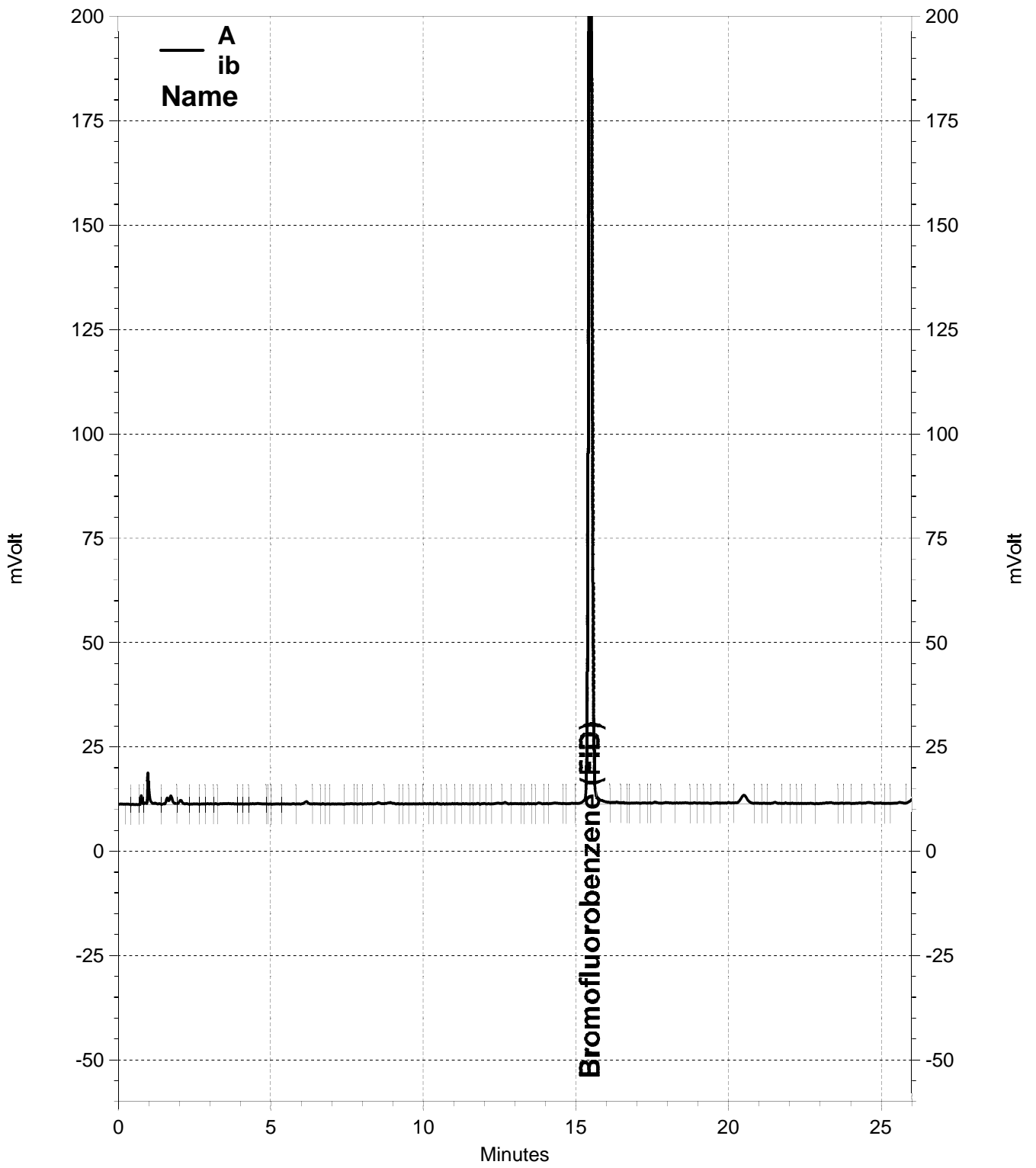
— \\Lims\gdrive\ezchrom\Projects\GC07\Data\351-013, A



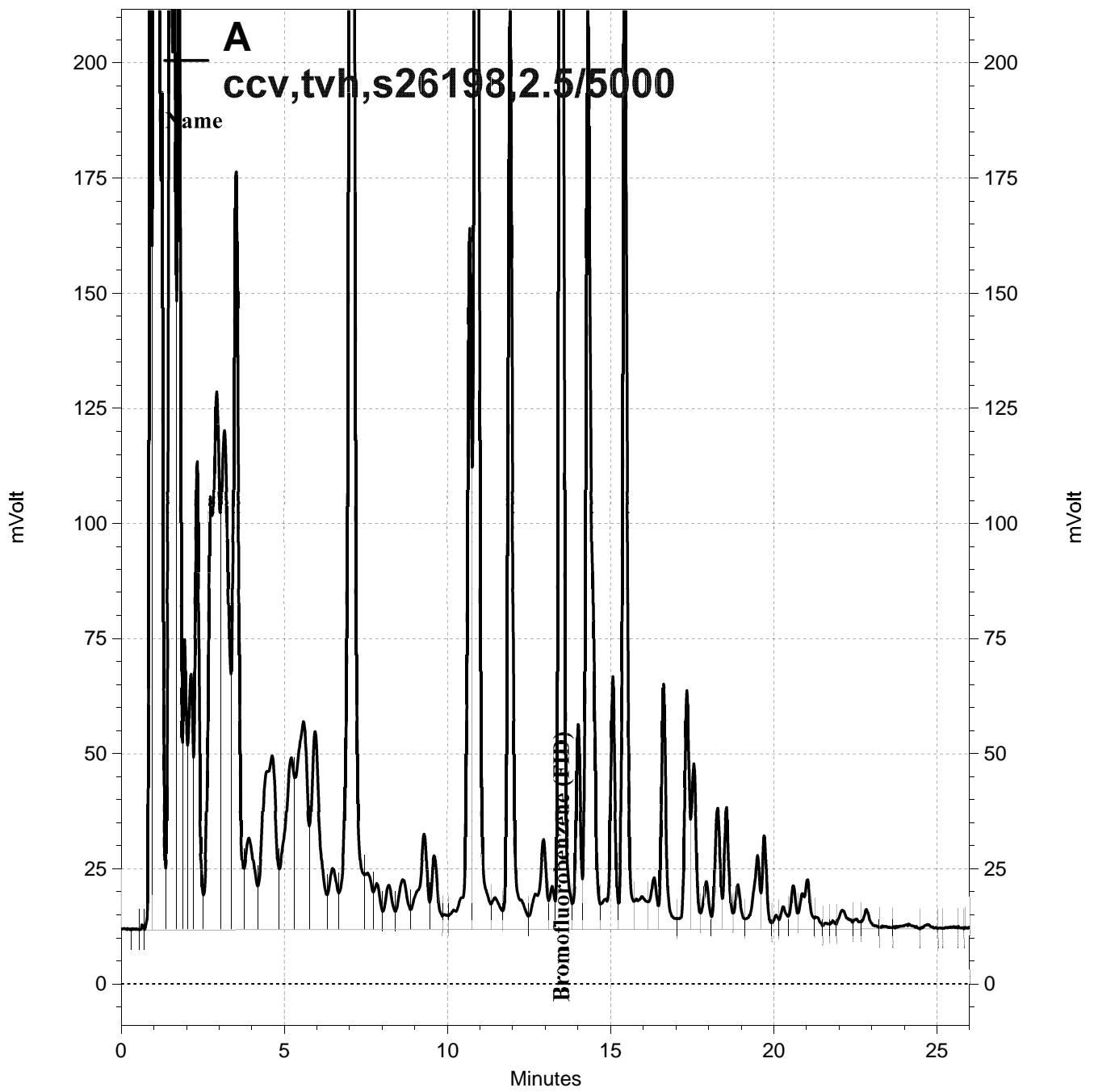
— \\Lims\gdrive\ezchrom\Projects\GC07\Data\351-014, A



— \\Lims\gdrive\ezchrom\Projects\GC04\Data\352-020, A



— \\Lims\gdrive\ezchrom\Projects\GC07\Data\351-005, A



— \\Lims\gdrive\ezchrom\Projects\GC04\Data\352-002, A

Total Extractable Hydrocarbons			
Lab #:	263357	Location:	Port Oak CNG
Client:	Weiss Associates	Prep:	EPA 3520C
Project#:	259-1971.15	Analysis:	EPA 8015B
Matrix:	Water	Sampled:	12/15/14
Units:	ug/L	Received:	12/15/14
Diln Fac:	1.000	Prepared:	12/17/14
Batch#:	218603		

Field ID: CNG-B4-W
Type: SAMPLE

Lab ID: 263357-010
Cleanup Method: EPA 3630C

Analyte	Result	RL	MDL	Analyzed
Diesel C10-C24	2,400	50	16	12/18/14
Diesel C10-C24 (SGCU)	84 Y	50	16	01/04/15
Motor Oil C24-C36	3,700	300	96	12/18/14
Motor Oil C24-C36 (SGCU)	130 J	300	96	01/04/15

Surrogate	%REC	Limits	Analyzed
o-Terphenyl	68	66-129	12/18/14
o-Terphenyl (SGCU)	86	66-129	01/04/15

Field ID: CNG-B3-W
Type: SAMPLE

Lab ID: 263357-011
Cleanup Method: EPA 3630C

Analyte	Result	RL	MDL	Analyzed
Diesel C10-C24	2,200	50	16	12/18/14
Diesel C10-C24 (SGCU)	430 Y	50	16	01/04/15
Motor Oil C24-C36	940	300	96	12/18/14
Motor Oil C24-C36 (SGCU)	ND	300	96	01/04/15

Surrogate	%REC	Limits	Analyzed
o-Terphenyl	82	66-129	12/18/14
o-Terphenyl (SGCU)	88	66-129	01/04/15

Type: BLANK
Lab ID: QC770204

Analyzed: 12/18/14
Cleanup Method: EPA 3630C

Analyte	Result	RL	MDL
Diesel C10-C24	ND	50	16
Diesel C10-C24 (SGCU)	ND	50	16
Motor Oil C24-C36	ND	300	96
Motor Oil C24-C36 (SGCU)	ND	300	96

Surrogate	%REC	Limits
o-Terphenyl	109	66-129
o-Terphenyl (SGCU)	91	66-129

J= Estimated value
Y= Sample exhibits chromatographic pattern which does not resemble standard
ND= Not Detected
RL= Reporting Limit
MDL= Method Detection Limit
SGCU= Silica gel cleanup

Batch QC Report

Total Extractable Hydrocarbons			
Lab #:	263357	Location:	Port Oak CNG
Client:	Weiss Associates	Prep:	EPA 3520C
Project#:	259-1971.15	Analysis:	EPA 8015B
Matrix:	Water	Batch#:	218603
Units:	ug/L	Prepared:	12/17/14
Diln Fac:	1.000	Analyzed:	12/18/14

Type: BS
 Lab ID: QC770205

Cleanup Method: EPA 3630C

Analyte	Spiked	Result	%REC	Limits
Diesel C10-C24	2,500	2,291	92	61-120
Diesel C10-C24 (SGCU)	2,500	2,015	81	61-120

Surrogate	%REC	Limits
o-Terphenyl	110	66-129
o-Terphenyl (SGCU)	99	66-129

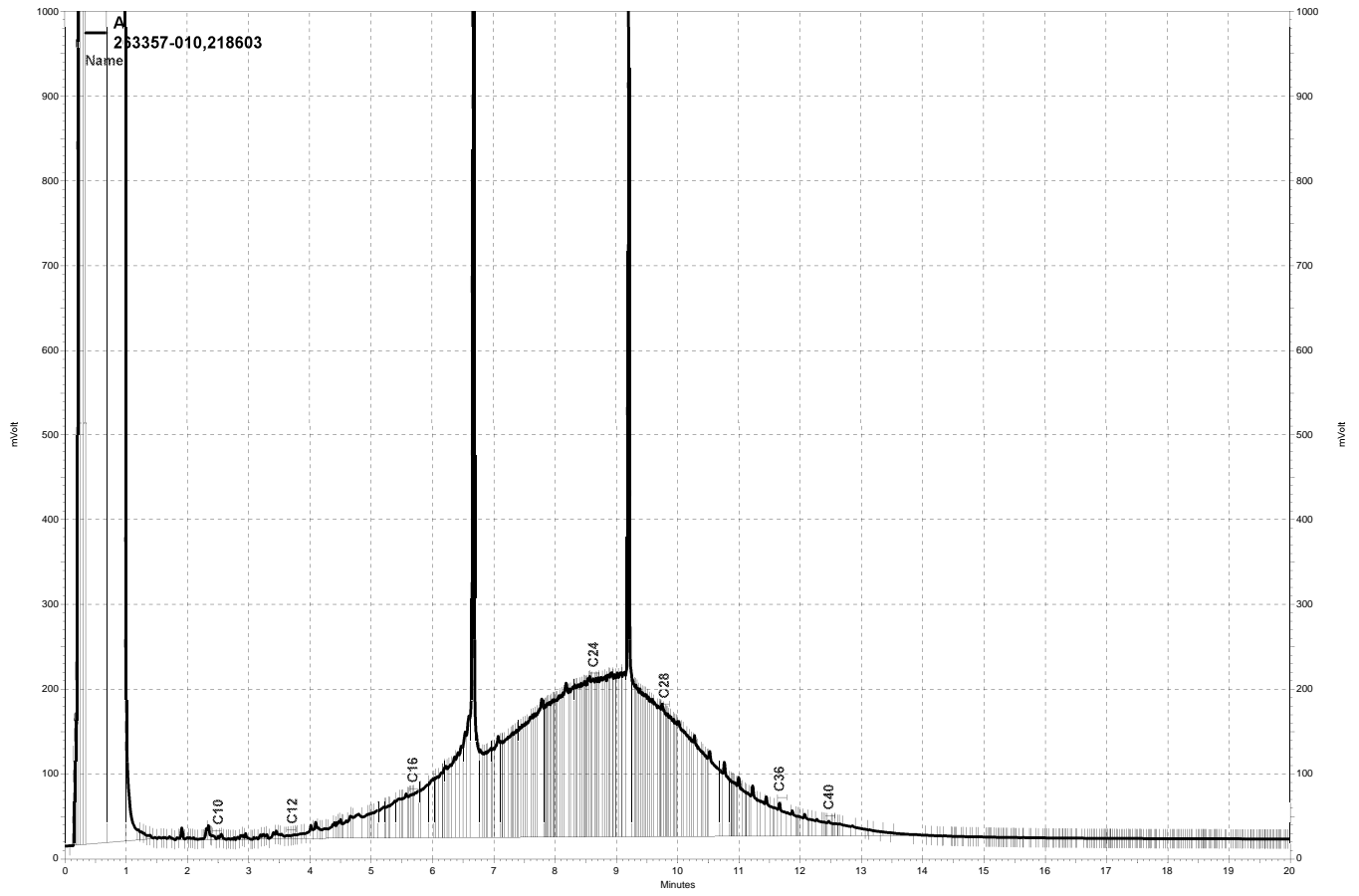
Type: BSD
 Lab ID: QC770206

Cleanup Method: EPA 3630C

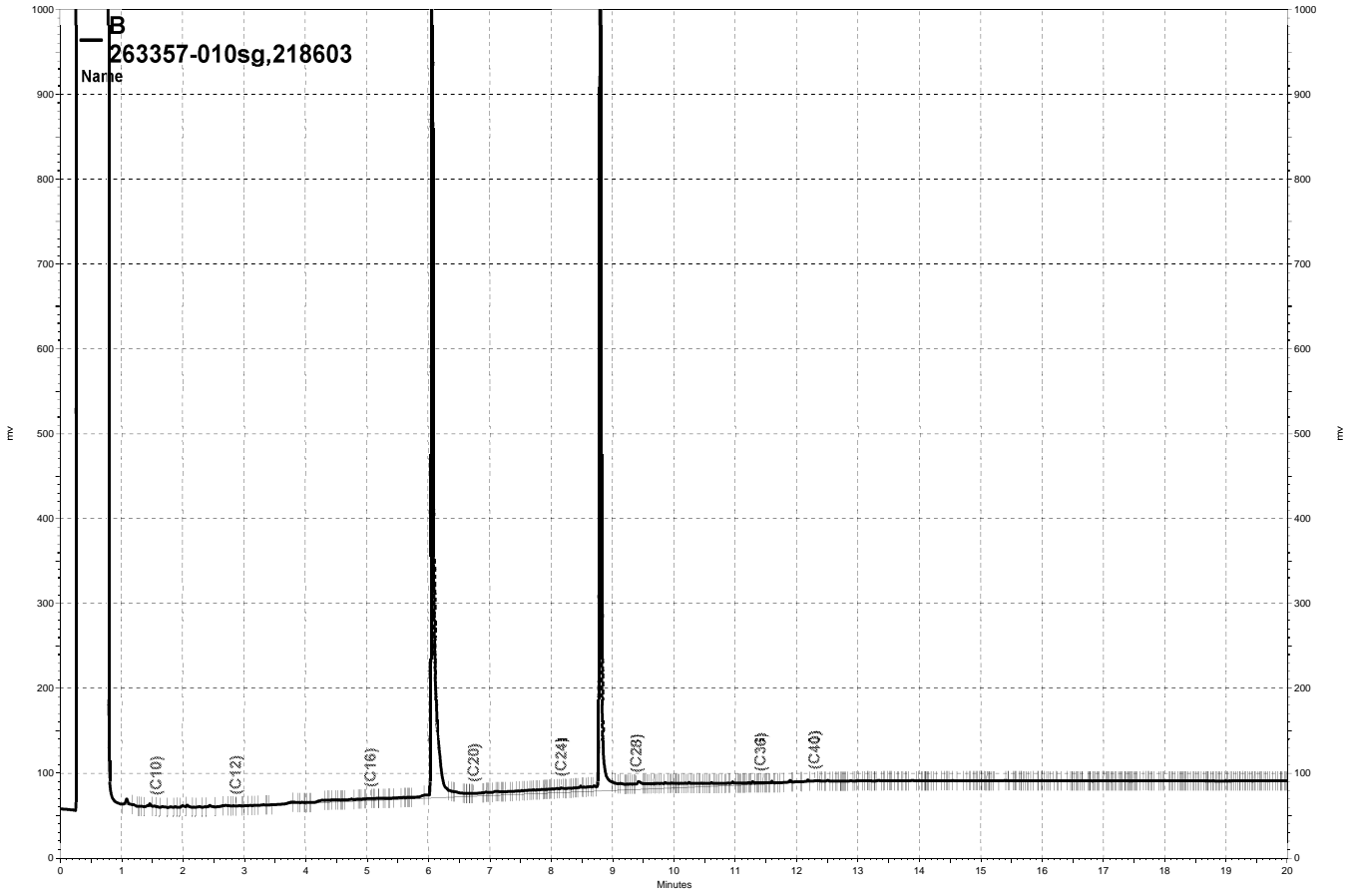
Analyte	Spiked	Result	%REC	Limits	RPD	Lim
Diesel C10-C24	2,500	2,426	97	61-120	6	45
Diesel C10-C24 (SGCU)	2,500	2,190	88	61-120	8	45

Surrogate	%REC	Limits
o-Terphenyl	111	66-129
o-Terphenyl (SGCU)	105	66-129

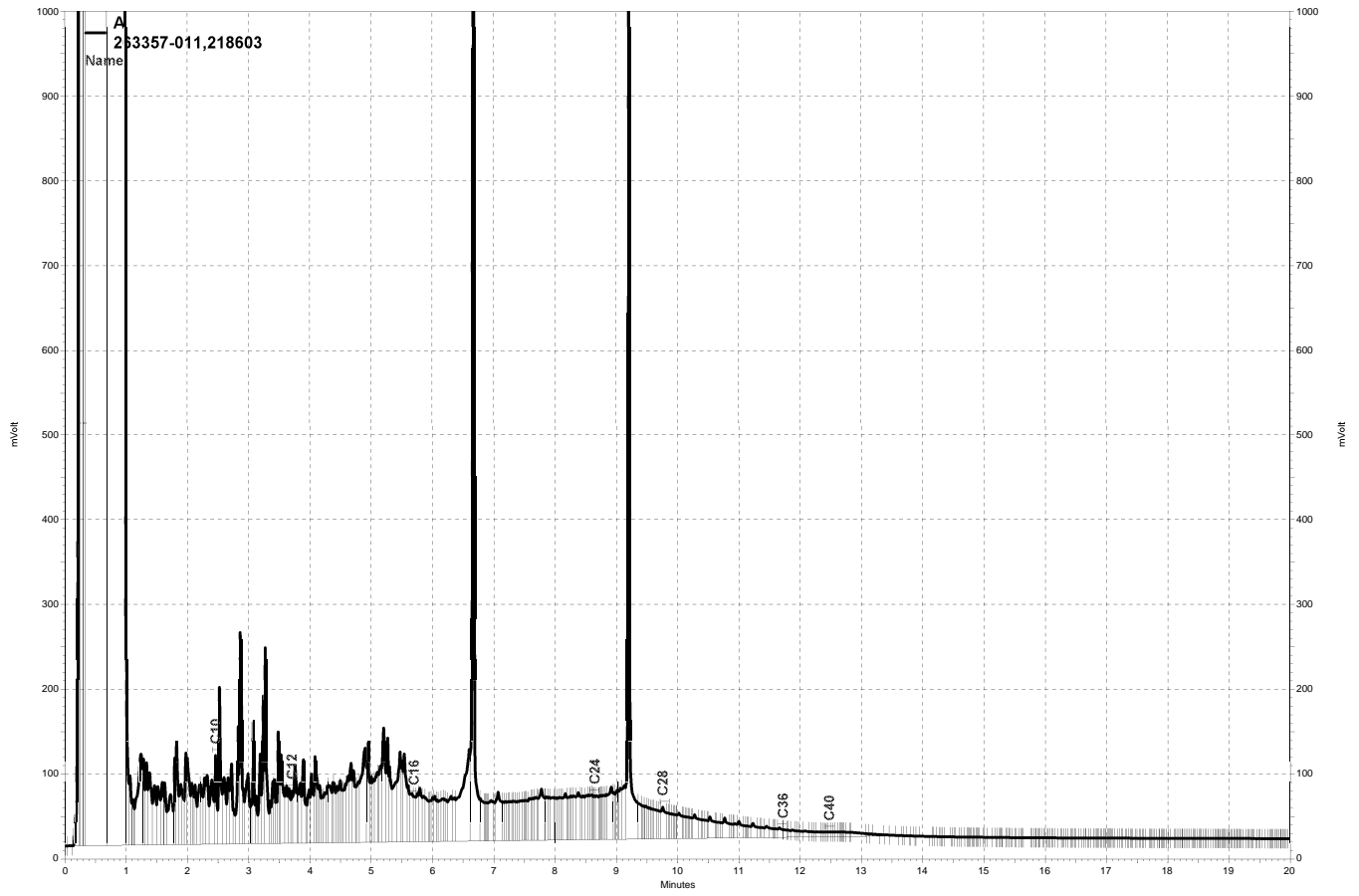
RPD= Relative Percent Difference
 SGCU= Silica gel cleanup



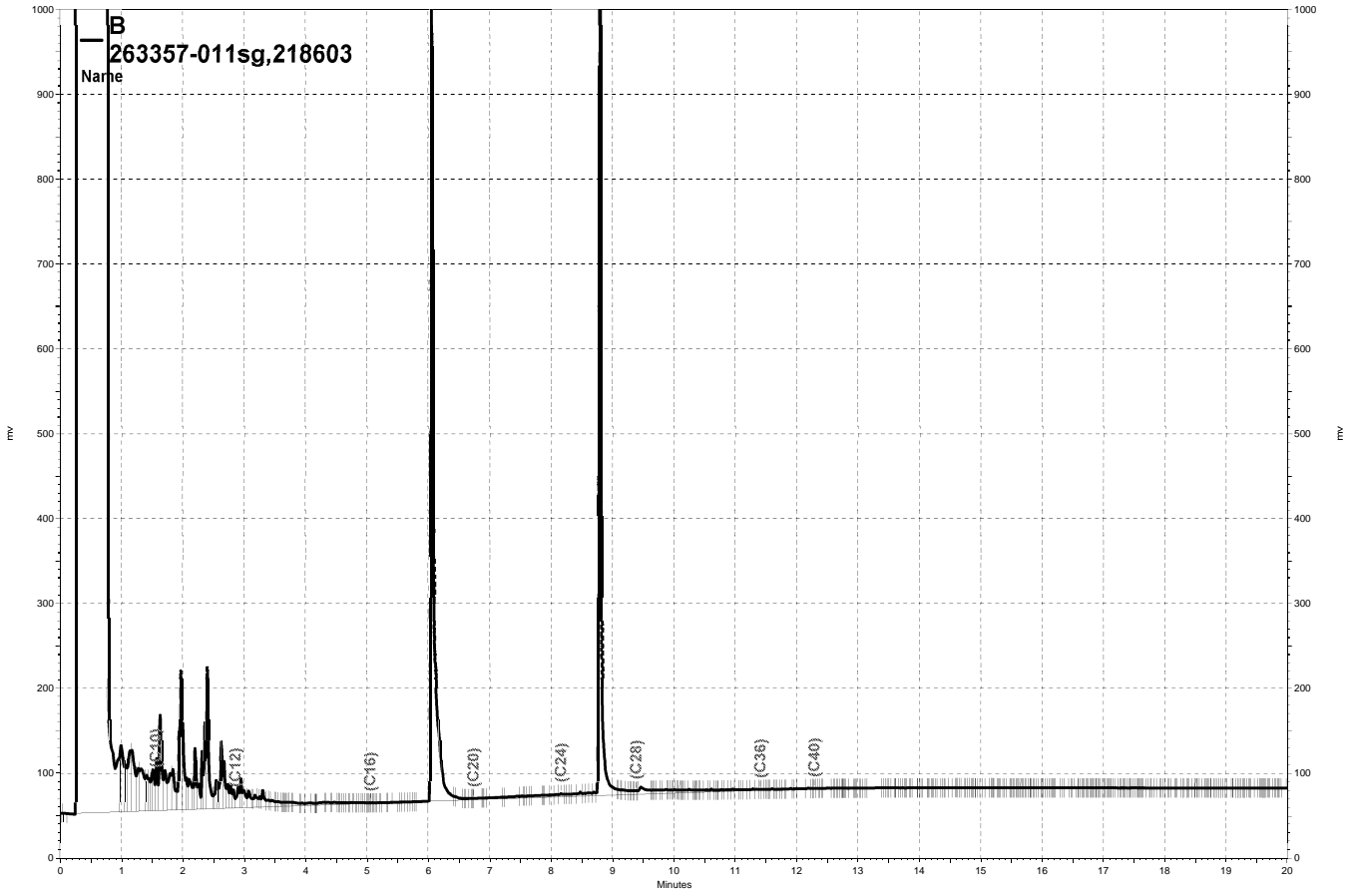
\\Lims\gdrive\ezchrom\Projects\GC26\Data\352a020, A



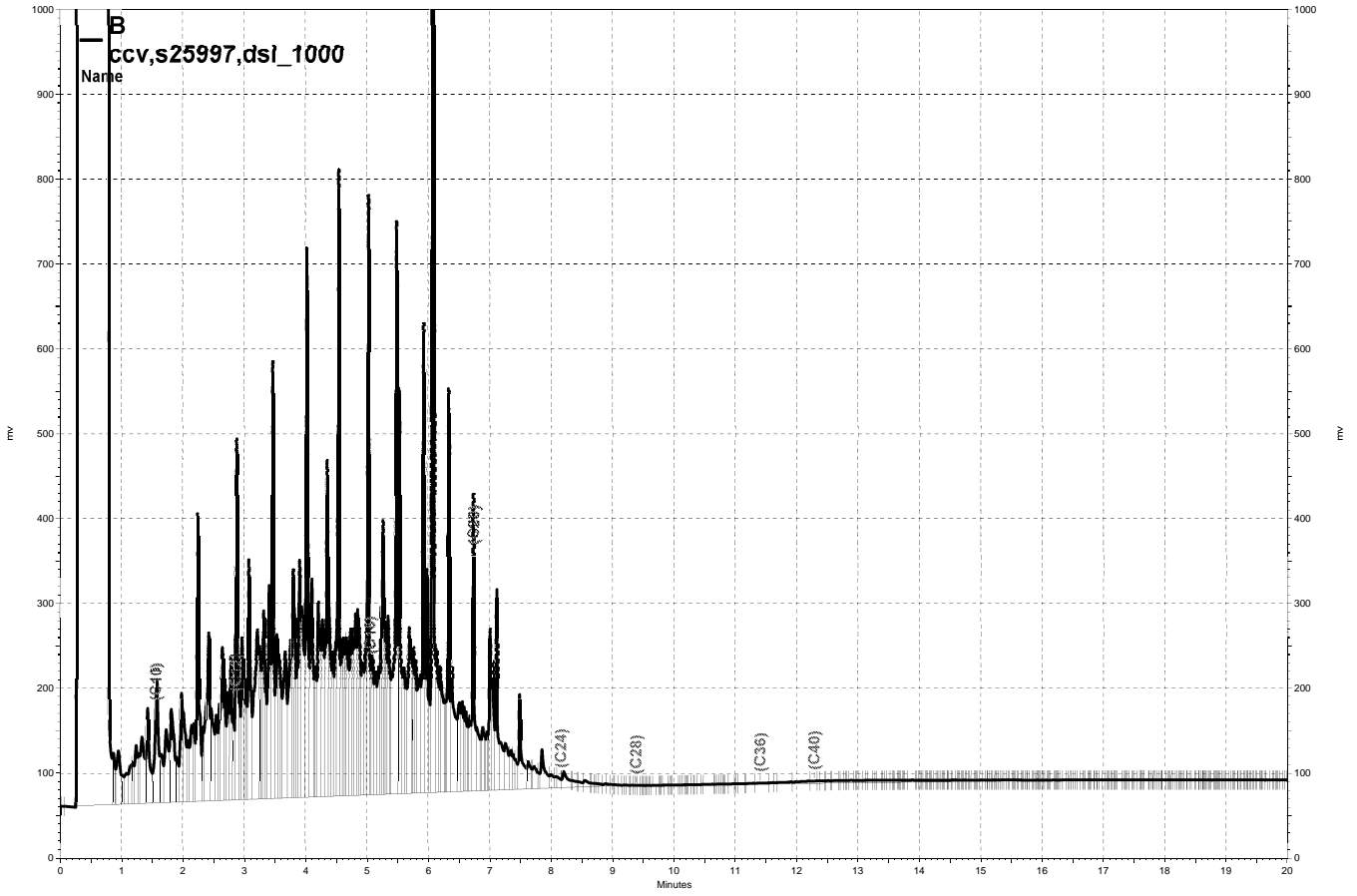
— \\Lims\gdrive\ezchrom\Projects\GC15B\Data\004b015, B



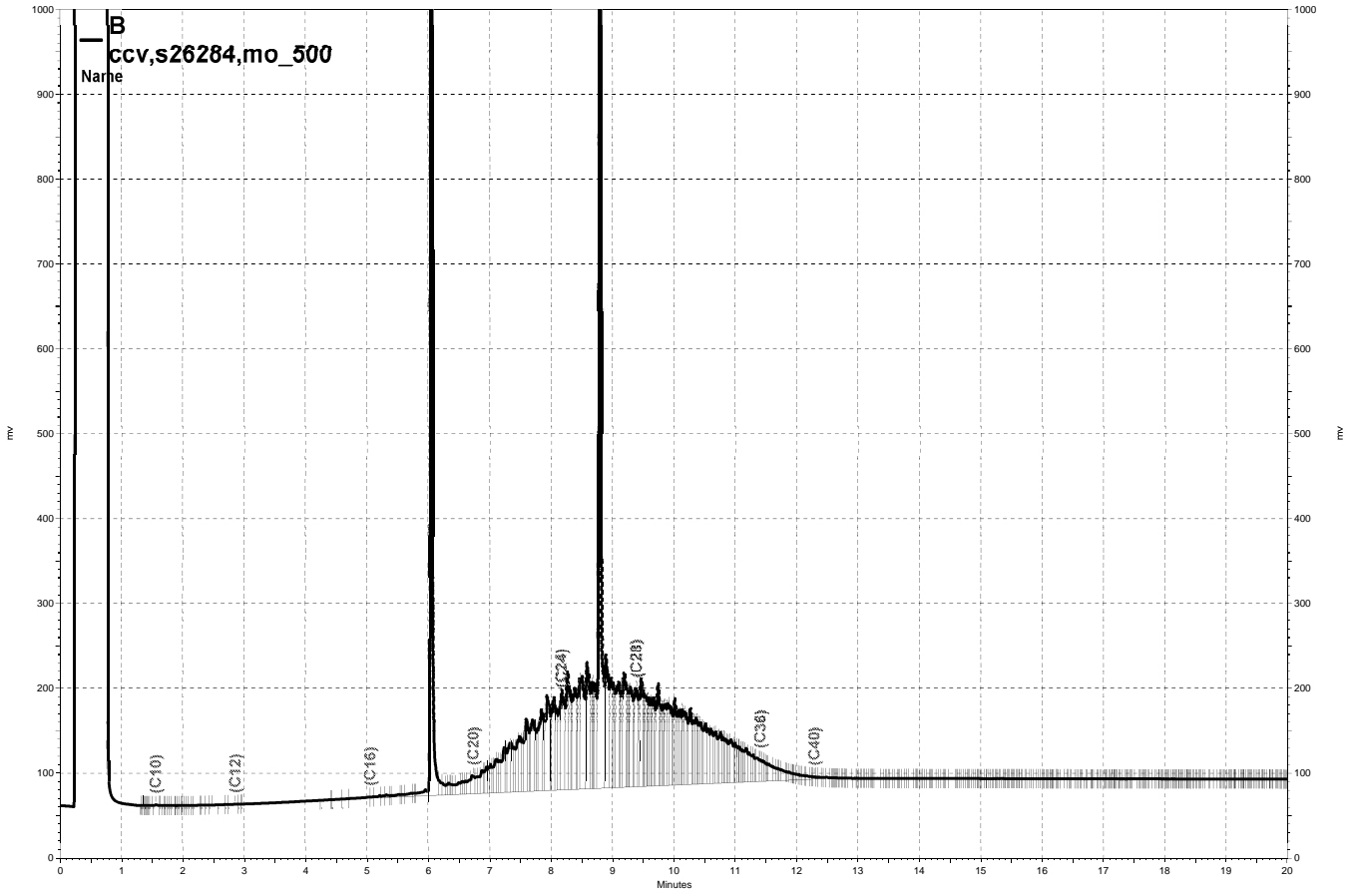
— \\Lims\gdrive\ezchrom\Projects\GC26\Data\352a021, A



— \\Lims\gdrive\ezchrom\Projects\GC15B\Data\004b020, B



— \\Lims\gdrive\ezchrom\Projects\GC15B\Data\004b004, B



— \\Lims\gdrive\ezchrom\Projects\GC15B\Data\004b003, B

Total Extractable Hydrocarbons			
Lab #:	263357	Location:	Port Oak CNG
Client:	Weiss Associates	Analysis:	EPA 8015B
Project#:	259-1971.15		
Matrix:	Soil	Sampled:	12/15/14
Units:	mg/Kg	Received:	12/15/14
Basis:	dry		

Field ID:	CNG-B4-1A	Batch#:	218602
Type:	SAMPLE	Prepared:	12/17/14
Lab ID:	263357-001	Prep:	EPA 3550B
Moisture:	9%	Cleanup Method:	EPA 3630C
Diln Fac:	5.000		

Analyte	Result	RL	MDL	Analyzed
Diesel C10-C24	38 Y	5.4	1.7	12/18/14
Diesel C10-C24 (SGCU)	54 Y	5.4	1.7	01/05/15
Motor Oil C24-C36	380	27	8.2	12/18/14
Motor Oil C24-C36 (SGCU)	270	27	8.2	01/05/15

Surrogate	%REC	Limits	Analyzed
o-Terphenyl	80	64-136	12/18/14
o-Terphenyl (SGCU)	81	64-136	01/05/15

Field ID:	CNG-B4-1B	Batch#:	218602
Type:	SAMPLE	Prepared:	12/17/14
Lab ID:	263357-002	Prep:	EPA 3550B
Moisture:	12%	Cleanup Method:	EPA 3630C
Diln Fac:	5.000		

Analyte	Result	RL	MDL	Analyzed
Diesel C10-C24	110 Y	5.7	1.7	12/18/14
Diesel C10-C24 (SGCU)	130 Y	5.7	1.7	01/05/15
Motor Oil C24-C36	720	28	8.6	12/18/14
Motor Oil C24-C36 (SGCU)	500	28	8.6	01/05/15

Surrogate	%REC	Limits	Analyzed
o-Terphenyl	91	64-136	12/18/14
o-Terphenyl (SGCU)	88	64-136	01/05/15

Field ID:	CNG-B4-5A	Batch#:	218602
Type:	SAMPLE	Prepared:	12/17/14
Lab ID:	263357-003	Prep:	EPA 3550B
Moisture:	15%	Cleanup Method:	EPA 3630C
Diln Fac:	1.000		

Analyte	Result	RL	MDL	Analyzed
Diesel C10-C24	3.9 Y	1.2	0.36	12/18/14
Diesel C10-C24 (SGCU)	5.3 Y	1.2	0.36	01/05/15
Motor Oil C24-C36	21	5.9	1.8	12/18/14
Motor Oil C24-C36 (SGCU)	21	5.9	1.8	01/05/15

Surrogate	%REC	Limits	Analyzed
o-Terphenyl	116	64-136	12/18/14
o-Terphenyl (SGCU)	101	64-136	01/05/15

J= Estimated value
 Y= Sample exhibits chromatographic pattern which does not resemble standard
 ND= Not Detected at or above MDL
 RL= Reporting Limit
 MDL= Method Detection Limit
 SGCU= Silica gel cleanup

Total Extractable Hydrocarbons			
Lab #:	263357	Location:	Port Oak CNG
Client:	Weiss Associates	Analysis:	EPA 8015B
Project#:	259-1971.15		
Matrix:	Soil	Sampled:	12/15/14
Units:	mg/Kg	Received:	12/15/14
Basis:	dry		

Field ID:	CNG-B4-5B	Batch#:	218602
Type:	SAMPLE	Prepared:	12/17/14
Lab ID:	263357-004	Prep:	EPA 3550B
Moisture:	15%	Cleanup Method:	EPA 3630C
Diln Fac:	1.000		

Analyte	Result	RL	MDL	Analyzed
Diesel C10-C24	1.2 Y	1.2	0.36	12/18/14
Diesel C10-C24 (SGCU)	1.4 Y	1.2	0.36	01/05/15
Motor Oil C24-C36	4.7 J	5.9	1.8	12/18/14
Motor Oil C24-C36 (SGCU)	5.9 J	5.9	1.8	01/05/15

Surrogate	%REC	Limits	Analyzed
o-Terphenyl	119	64-136	12/18/14
o-Terphenyl (SGCU)	104	64-136	01/05/15

Field ID:	CNG-B4-7'	Batch#:	218602
Type:	SAMPLE	Prepared:	12/17/14
Lab ID:	263357-005	Prep:	EPA 3550B
Moisture:	16%	Cleanup Method:	EPA 3630C
Diln Fac:	1.000		

Analyte	Result	RL	MDL	Analyzed
Diesel C10-C24	ND	1.2	0.37	12/18/14
Diesel C10-C24 (SGCU)	ND	1.2	0.37	01/05/15
Motor Oil C24-C36	ND	6.0	1.8	12/18/14
Motor Oil C24-C36 (SGCU)	ND	6.0	1.8	01/05/15

Surrogate	%REC	Limits	Analyzed
o-Terphenyl	99	64-136	12/18/14
o-Terphenyl (SGCU)	91	64-136	01/05/15

Field ID:	CNG-B3-1'	Batch#:	218709
Type:	SAMPLE	Prepared:	12/19/14
Lab ID:	263357-006	Prep:	SHAKER TABLE
Moisture:	15%	Cleanup Method:	EPA 3630C
Diln Fac:	5.000		

Analyte	Result	RL	MDL	Analyzed
Diesel C10-C24	110 Y	5.9	0.92	12/22/14
Diesel C10-C24 (SGCU)	110 Y	5.9	0.73	01/05/15
Motor Oil C24-C36	740	29	3.8	12/22/14
Motor Oil C24-C36 (SGCU)	440	29	3.4	01/05/15

Surrogate	%REC	Limits	Analyzed
o-Terphenyl	71	64-136	12/22/14
o-Terphenyl (SGCU)	89	64-136	01/05/15

J= Estimated value
 Y= Sample exhibits chromatographic pattern which does not resemble standard
 ND= Not Detected at or above MDL
 RL= Reporting Limit
 MDL= Method Detection Limit
 SGCU= Silica gel cleanup

Total Extractable Hydrocarbons			
Lab #:	263357	Location:	Port Oak CNG
Client:	Weiss Associates	Analysis:	EPA 8015B
Project#:	259-1971.15		
Matrix:	Soil	Sampled:	12/15/14
Units:	mg/Kg	Received:	12/15/14
Basis:	dry		

Field ID:	CNG-B3-5'	Batch#:	218709
Type:	SAMPLE	Prepared:	12/19/14
Lab ID:	263357-007	Prep:	SHAKER TABLE
Moisture:	16%	Cleanup Method:	EPA 3630C
Diln Fac:	1.000		

Analyte	Result	RL	MDL	Analyzed
Diesel C10-C24	2.6 Y	1.2	0.19	12/22/14
Diesel C10-C24 (SGCU)	0.32 J	1.2	0.15	01/05/15
Motor Oil C24-C36	2.1 J	5.9	0.77	12/22/14
Motor Oil C24-C36 (SGCU)	2.0 J	5.9	0.69	01/05/15

Surrogate	%REC	Limits	Analyzed
o-Terphenyl	111	64-136	12/22/14
o-Terphenyl (SGCU)	100	64-136	01/05/15

Field ID:	CNG-B3-7'	Batch#:	218709
Type:	SAMPLE	Prepared:	12/19/14
Lab ID:	263357-008	Prep:	SHAKER TABLE
Moisture:	15%	Cleanup Method:	EPA 3630C
Diln Fac:	1.000		

Analyte	Result	RL	MDL	Analyzed
Diesel C10-C24	53 Y	1.2	0.18	12/22/14
Diesel C10-C24 (SGCU)	46 Y	1.2	0.14	01/05/15
Motor Oil C24-C36	1.2 J	5.8	0.75	12/22/14
Motor Oil C24-C36 (SGCU)	3.6 J	5.8	0.68	01/05/15

Surrogate	%REC	Limits	Analyzed
o-Terphenyl	113	64-136	12/22/14
o-Terphenyl (SGCU)	102	64-136	01/05/15

Type:	BLANK	Prepared:	12/17/14
Lab ID:	QC770200	Analyzed:	12/18/14
Diln Fac:	1.000	Prep:	EPA 3550B
Batch#:	218602	Cleanup Method:	EPA 3630C

Analyte	Result	RL	MDL
Diesel C10-C24	ND	1.0	0.31
Diesel C10-C24 (SGCU)	ND	1.0	0.31
Motor Oil C24-C36	ND	5.0	1.5
Motor Oil C24-C36 (SGCU)	ND	5.0	1.5

Surrogate	%REC	Limits
o-Terphenyl	97	64-136
o-Terphenyl (SGCU)	83	64-136

J= Estimated value
 Y= Sample exhibits chromatographic pattern which does not resemble standard
 ND= Not Detected at or above MDL
 RL= Reporting Limit
 MDL= Method Detection Limit
 SGCU= Silica gel cleanup

Total Extractable Hydrocarbons			
Lab #:	263357	Location:	Port Oak CNG
Client:	Weiss Associates	Analysis:	EPA 8015B
Project#:	259-1971.15		
Matrix:	Soil	Sampled:	12/15/14
Units:	mg/Kg	Received:	12/15/14
Basis:	dry		

Type:	BLANK	Prepared:	12/19/14
Lab ID:	QC770574	Analyzed:	12/22/14
Diln Fac:	1.000	Prep:	SHAKER TABLE
Batch#:	218709	Cleanup Method:	EPA 3630C

Analyte	Result	RL	MDL
Diesel C10-C24	0.33 J	1.0	0.12
Diesel C10-C24 (SGCU)	0.52 J	1.0	0.12
Motor Oil C24-C36	ND	5.0	0.59
Motor Oil C24-C36 (SGCU)	0.68 J	5.0	0.59

Surrogate	%REC	Limits
o-Terphenyl	100	64-136
o-Terphenyl (SGCU)	86	64-136

J= Estimated value
 Y= Sample exhibits chromatographic pattern which does not resemble standard
 ND= Not Detected at or above MDL
 RL= Reporting Limit
 MDL= Method Detection Limit
 SGCU= Silica gel cleanup

Batch QC Report

Total Extractable Hydrocarbons			
Lab #:	263357	Location:	Port Oak CNG
Client:	Weiss Associates	Prep:	EPA 3550B
Project#:	259-1971.15	Analysis:	EPA 8015B
Type:	LCS	Diln Fac:	1.000
Lab ID:	QC770201	Batch#:	218602
Matrix:	Soil	Prepared:	12/17/14
Units:	mg/Kg		

Cleanup Method: EPA 3630C

Analyte	Spiked	Result	%REC	Limits	Analyzed
Diesel C10-C24	49.86	55.79	112	61-132	12/31/14
Diesel C10-C24 (SGCU)	49.86	45.65	92	61-132	12/18/14

Surrogate	%REC	Limits	Analyzed
o-Terphenyl	117	64-136	12/31/14
o-Terphenyl (SGCU)	89	64-136	12/18/14

SGCU= Silica gel cleanup

Batch QC Report

Total Extractable Hydrocarbons			
Lab #:	263357	Location:	Port Oak CNG
Client:	Weiss Associates	Prep:	EPA 3550B
Project#:	259-1971.15	Analysis:	EPA 8015B
Field ID:	ZZZZZZZZZZ	Batch#:	218602
MSS Lab ID:	263287-018	Sampled:	12/10/14
Matrix:	Soil	Received:	12/11/14
Units:	mg/Kg	Prepared:	12/17/14
Basis:	as received	Analyzed:	12/18/14
Diln Fac:	5.000		

Type: MS Lab ID: QC770202

Analyte	MSS Result	Spiked	Result	%REC	Limits
Diesel C10-C24	49.83	50.42	73.94	48	40-146

Surrogate	%REC	Limits
o-Terphenyl	80	64-136

Type: MSD Lab ID: QC770203

Analyte	Spiked	Result	%REC	Limits	RPD	Lim
Diesel C10-C24	50.42	93.01	86	40-146	23	56

Surrogate	%REC	Limits
o-Terphenyl	83	64-136

RPD= Relative Percent Difference

Batch QC Report

Total Extractable Hydrocarbons			
Lab #:	263357	Location:	Port Oak CNG
Client:	Weiss Associates	Prep:	SHAKER TABLE
Project#:	259-1971.15	Analysis:	EPA 8015B
Type:	LCS	Diln Fac:	1.000
Lab ID:	QC770575	Batch#:	218709
Matrix:	Soil	Prepared:	12/19/14
Units:	mg/Kg		

Cleanup Method: EPA 3630C

Analyte	Spiked	Result	%REC	Limits	Analyzed
Diesel C10-C24	49.60	54.21	109	61-132	12/31/14
Diesel C10-C24 (SGCU)	49.60	46.88	95	61-132	12/22/14

Surrogate	%REC	Limits	Analyzed
o-Terphenyl	113	64-136	12/31/14
o-Terphenyl (SGCU)	89	64-136	12/22/14

SGCU= Silica gel cleanup



Batch QC Report

Total Extractable Hydrocarbons			
Lab #:	263357	Location:	Port Oak CNG
Client:	Weiss Associates	Prep:	SHAKER TABLE
Project#:	259-1971.15	Analysis:	EPA 8015B
Field ID:	CNG-B5-1	Diln Fac:	5.000
MSS Lab ID:	263387-003	Batch#:	218709
Matrix:	Soil	Sampled:	12/16/14
Units:	mg/Kg	Received:	12/16/14
Basis:	dry	Prepared:	12/19/14

Type: MS
Lab ID: QC770576

Moisture: 20%
Cleanup Method: EPA 3630C

Analyte	MSS Result	Spiked	Result	%REC	Limits	Analyzed
Diesel C10-C24	48.15	62.07	89.60	67	40-146	12/22/14
Diesel C10-C24 (SGCU)	35.16	62.07	77.86	69	40-146	01/04/15

Surrogate	%REC	Limits	Analyzed
o-Terphenyl	101	64-136	12/22/14
o-Terphenyl (SGCU)	74	64-136	01/04/15

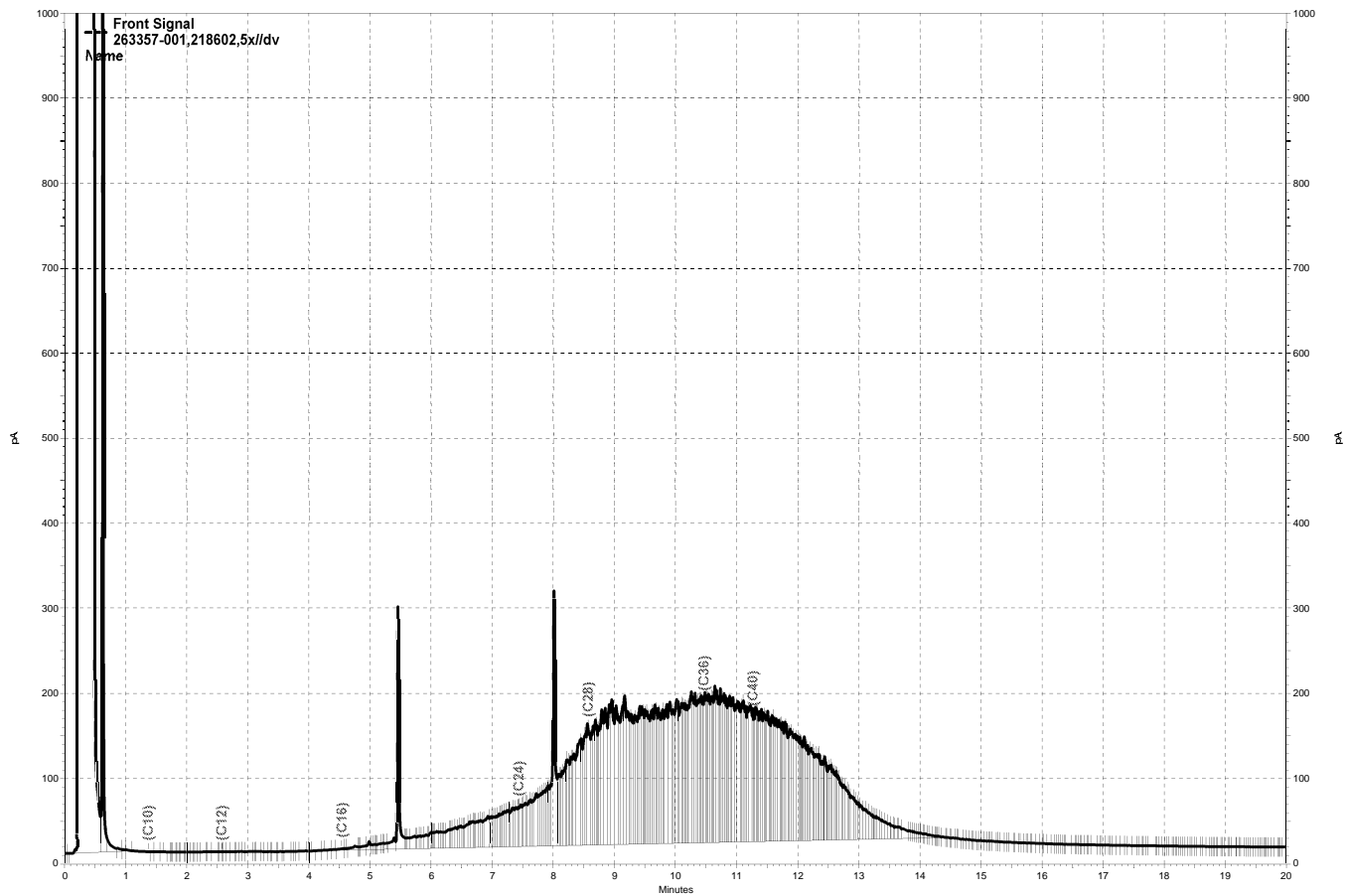
Type: MSD
Lab ID: QC770577

Moisture: 20%
Cleanup Method: EPA 3630C

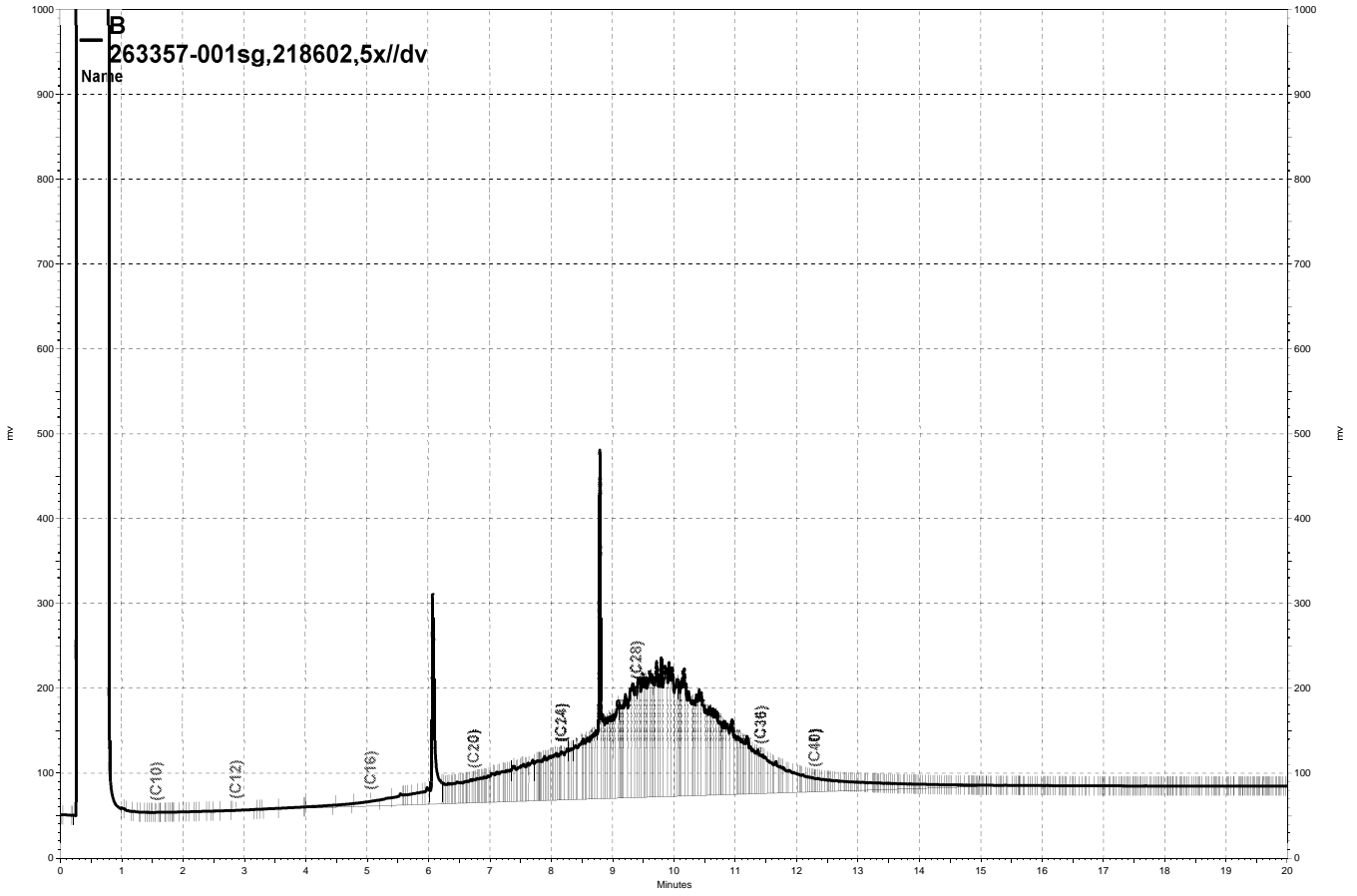
Analyte	Spiked	Result	%REC	Limits	RPD	Lim	Analyzed
Diesel C10-C24	62.95	105.7	91	40-146	16	56	12/22/14
Diesel C10-C24 (SGCU)	62.95	84.65	79	40-146	7	56	01/04/15

Surrogate	%REC	Limits	Analyzed
o-Terphenyl	94	64-136	12/22/14
o-Terphenyl (SGCU)	74	64-136	01/04/15

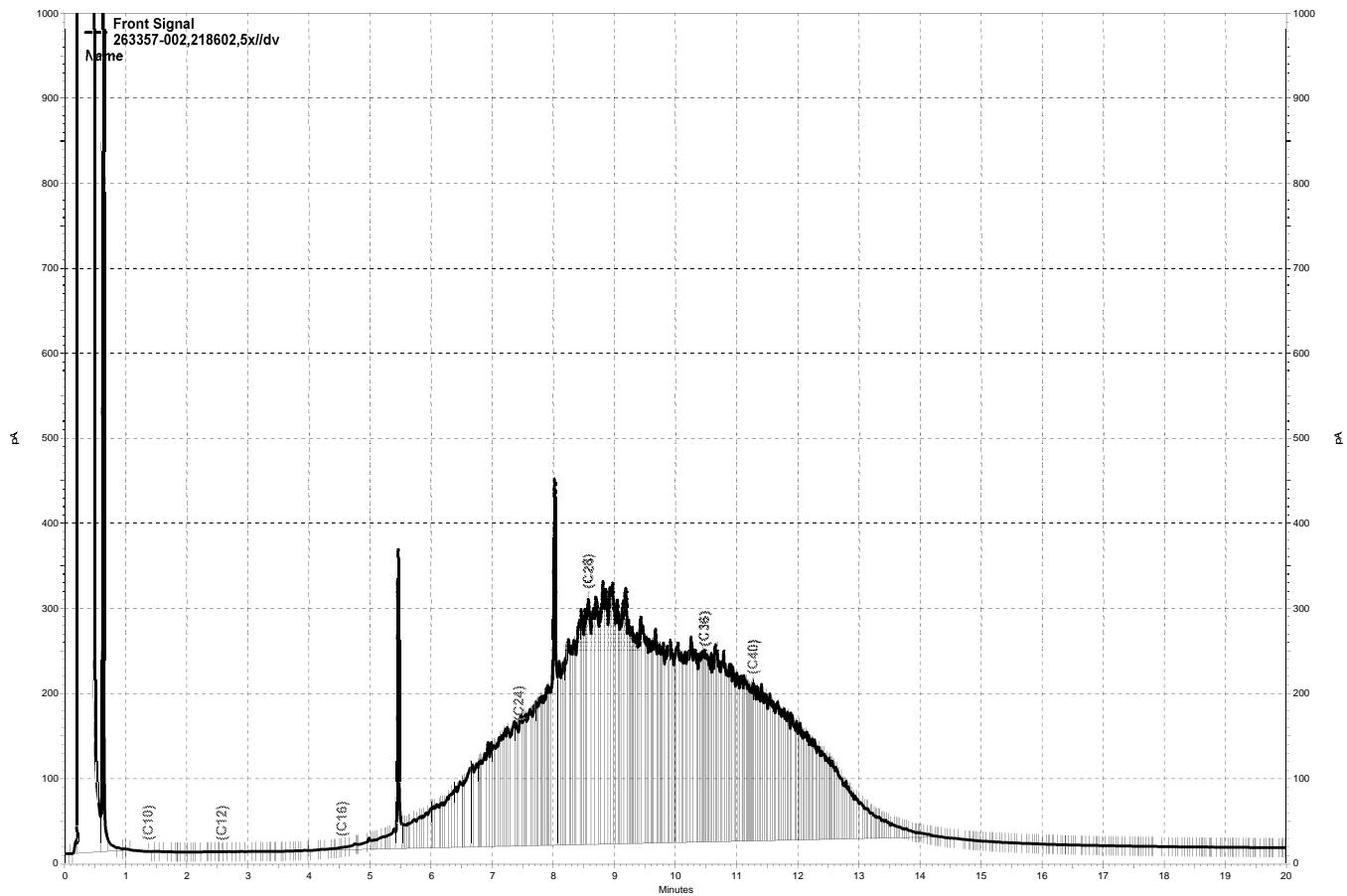
RPD= Relative Percent Difference
SGCU= Silica gel cleanup



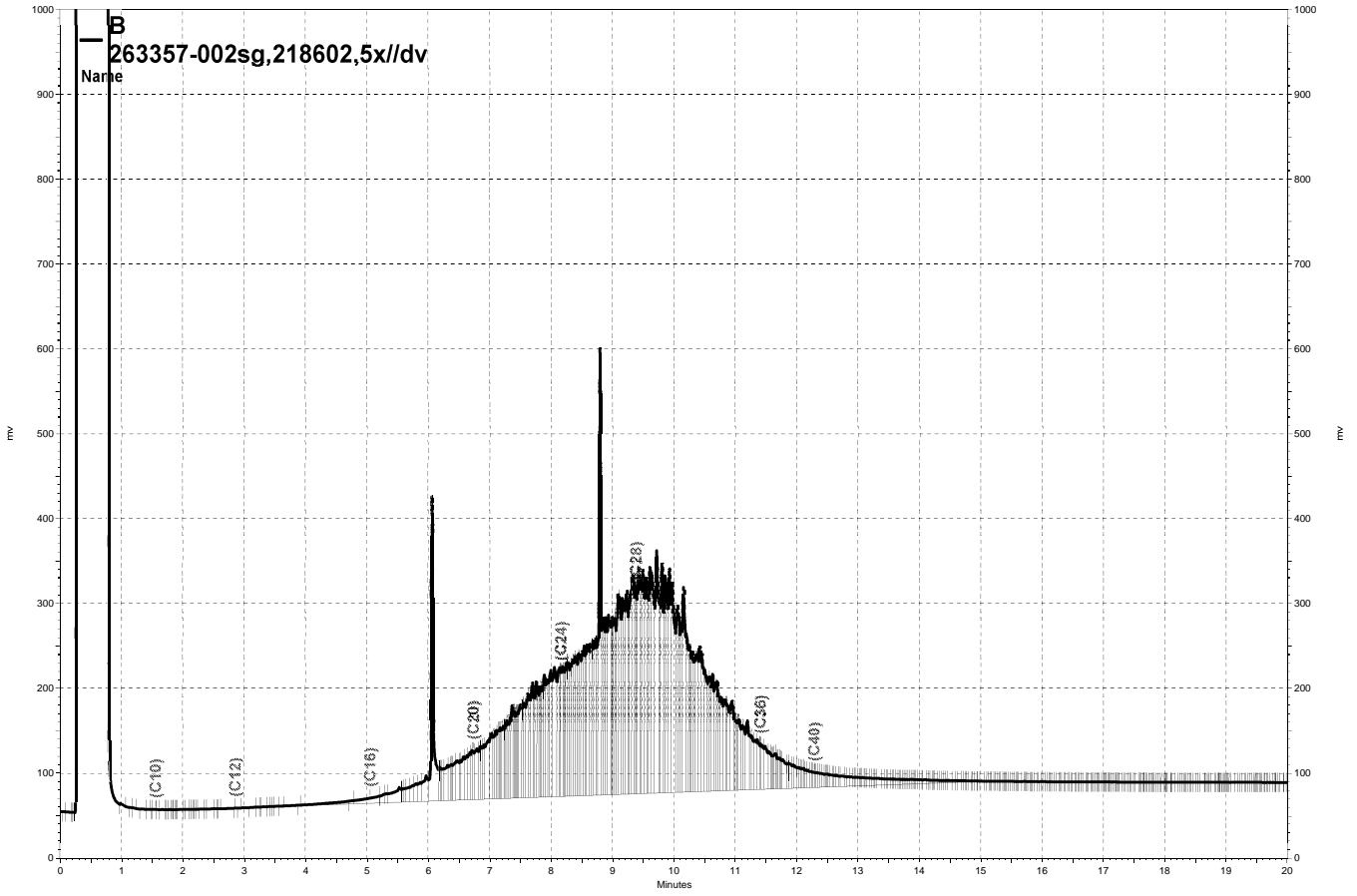
— \\lms\gdrive\ezchrom\Projects\GC27\Data\352a031.dat, Front Signal



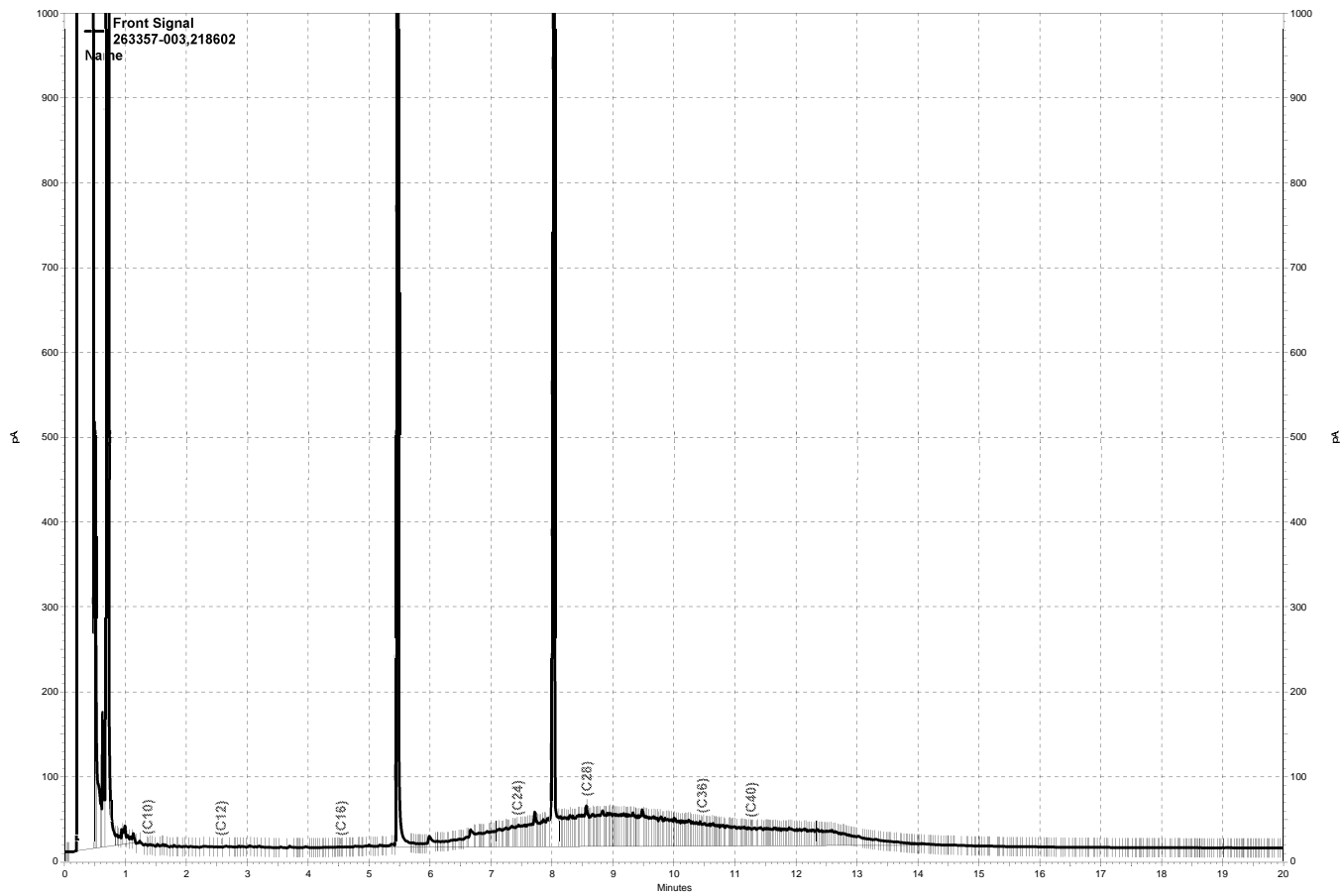
— \\Lims\gdrive\ezchrom\Projects\GC15B\Data\005b005, B



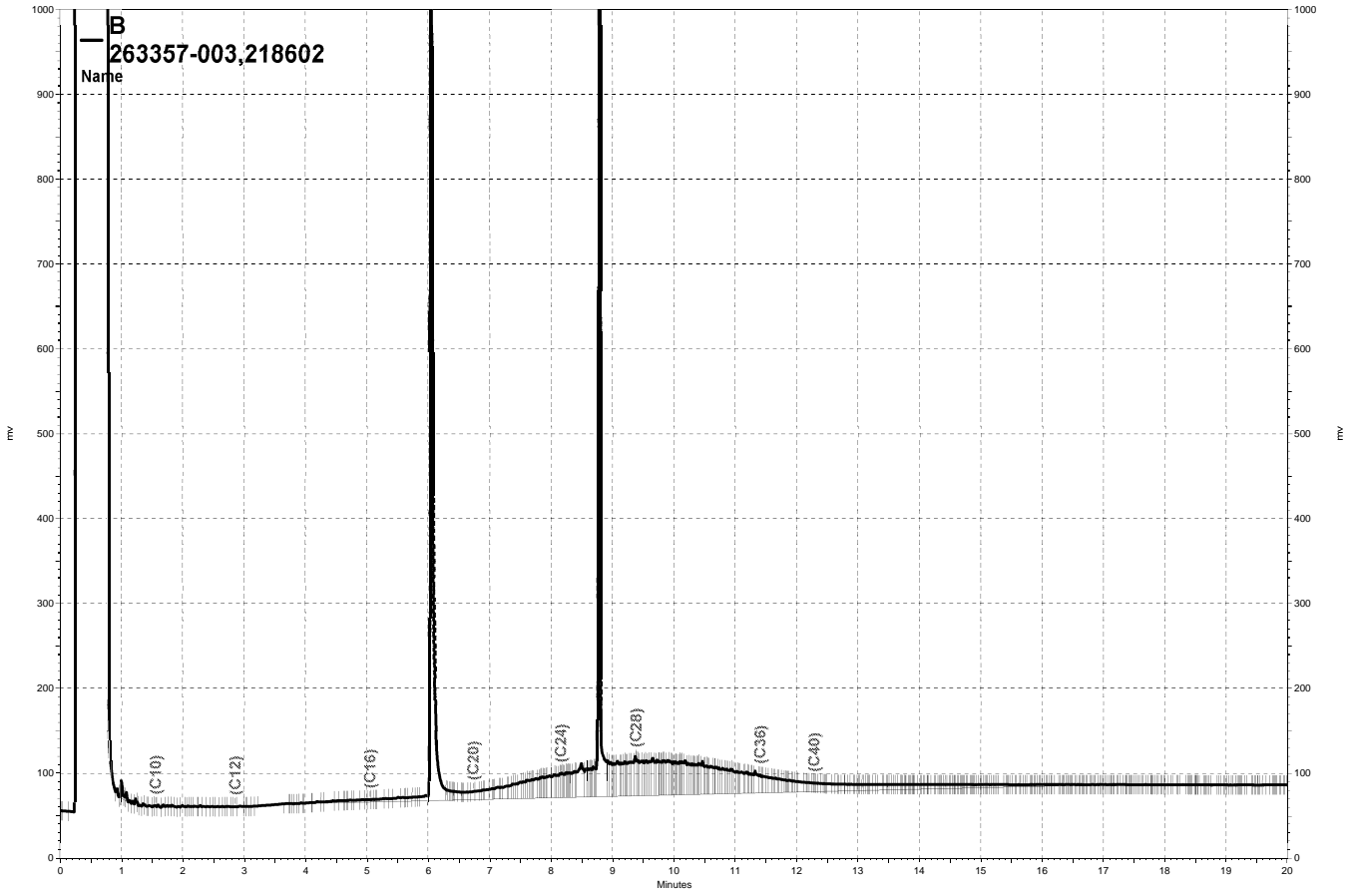
— \\lms\gdrive\ezchrom\Projects\GC27\Data\352a030.dat, Front Signal



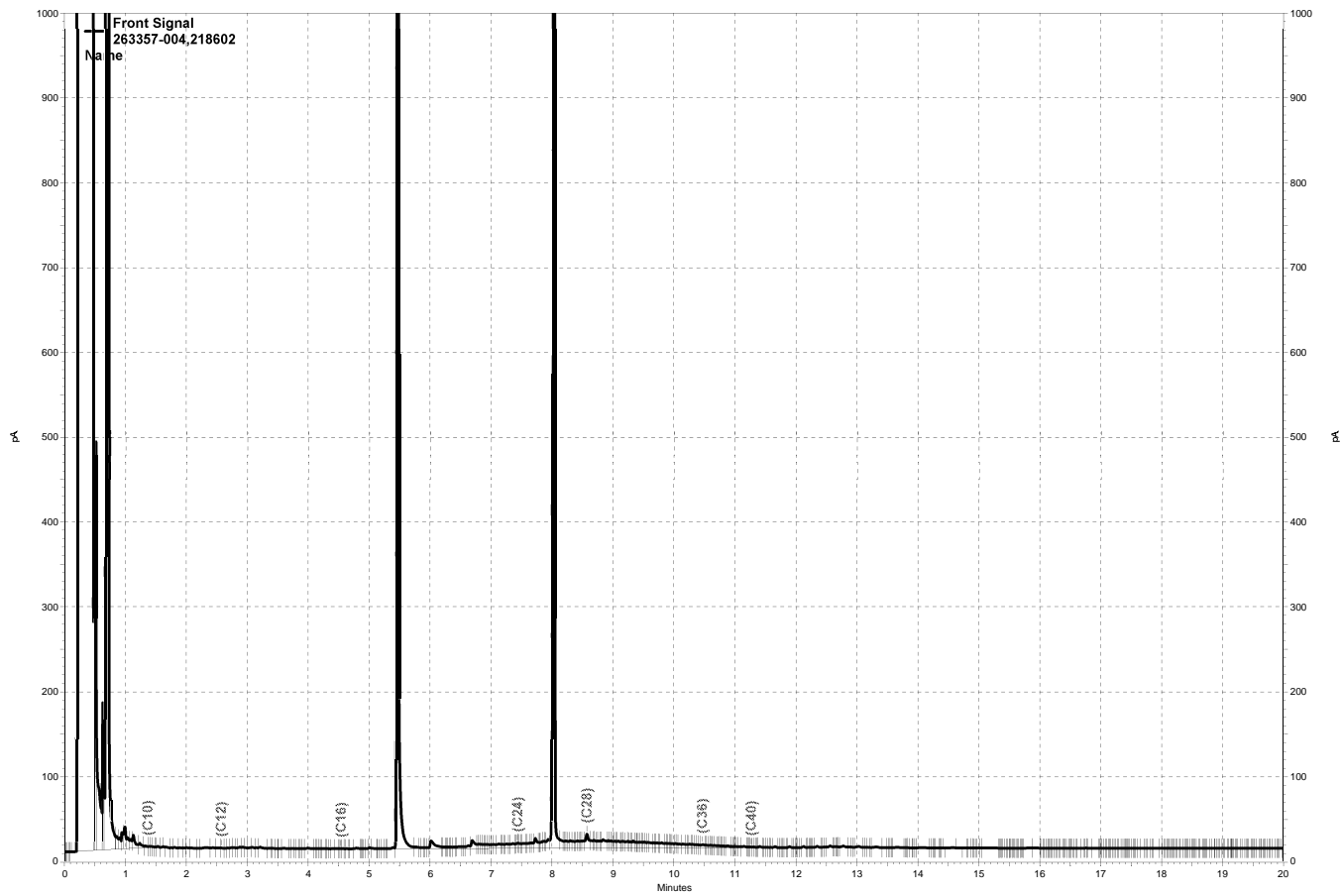
\\Lims\gdrive\ezchrom\Projects\GC15B\Data\005b006, B



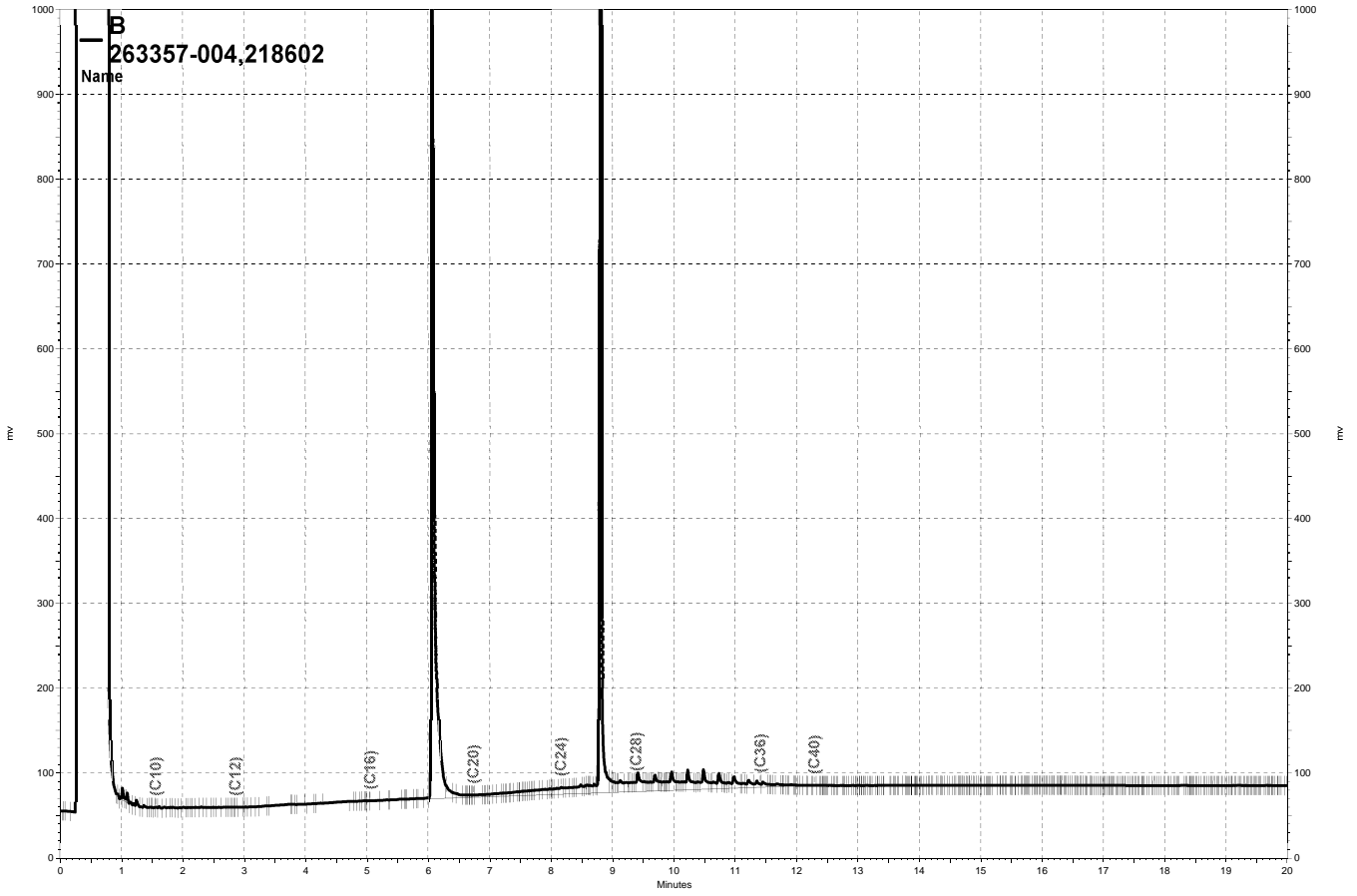
— \\lms\gdrive\ezchrom\Projects\GC27\Data\352a029.dat, Front Signal



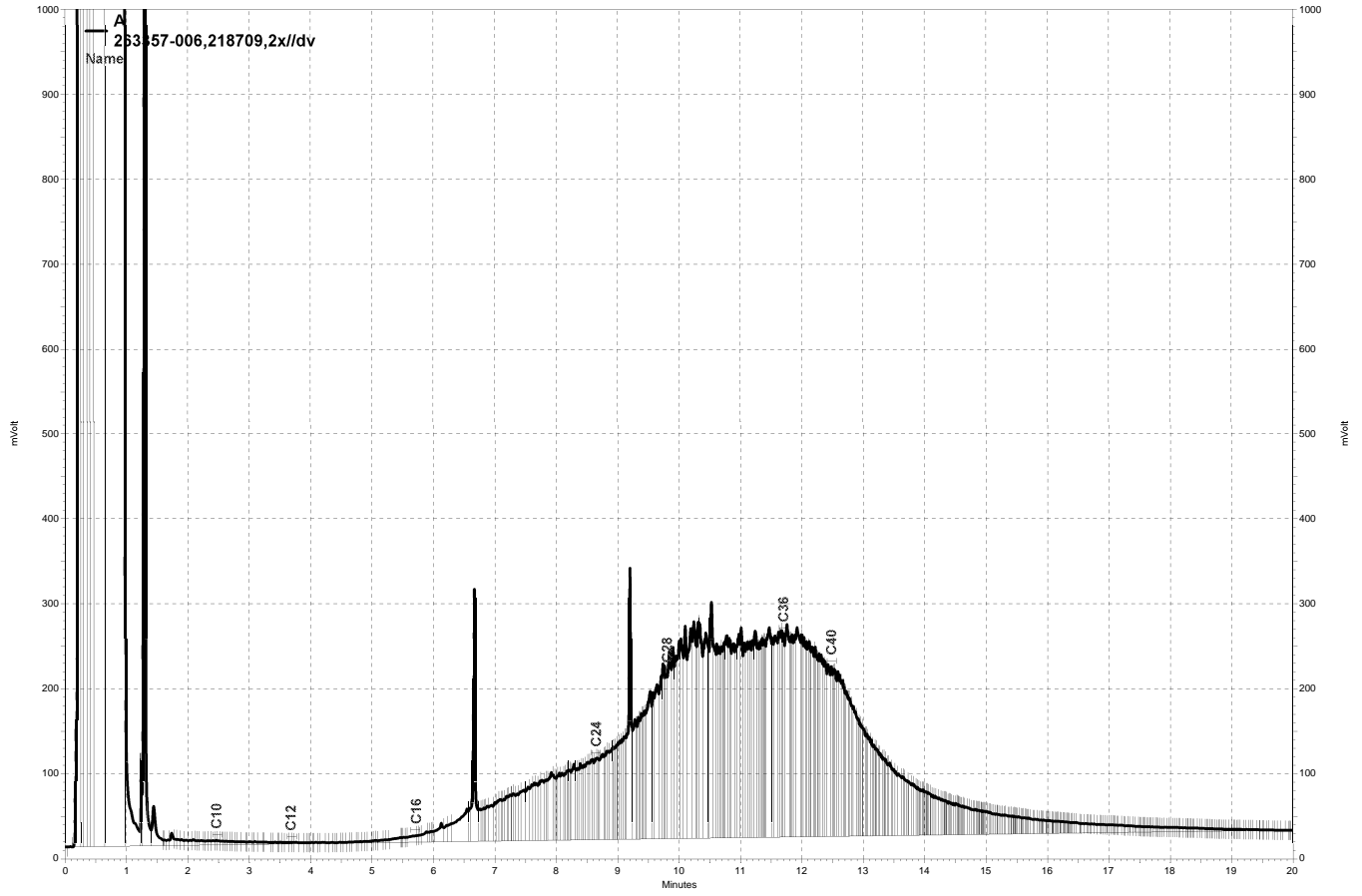
\\Lims\gdrive\ezchrom\Projects\GC15B\Data\005b009, B



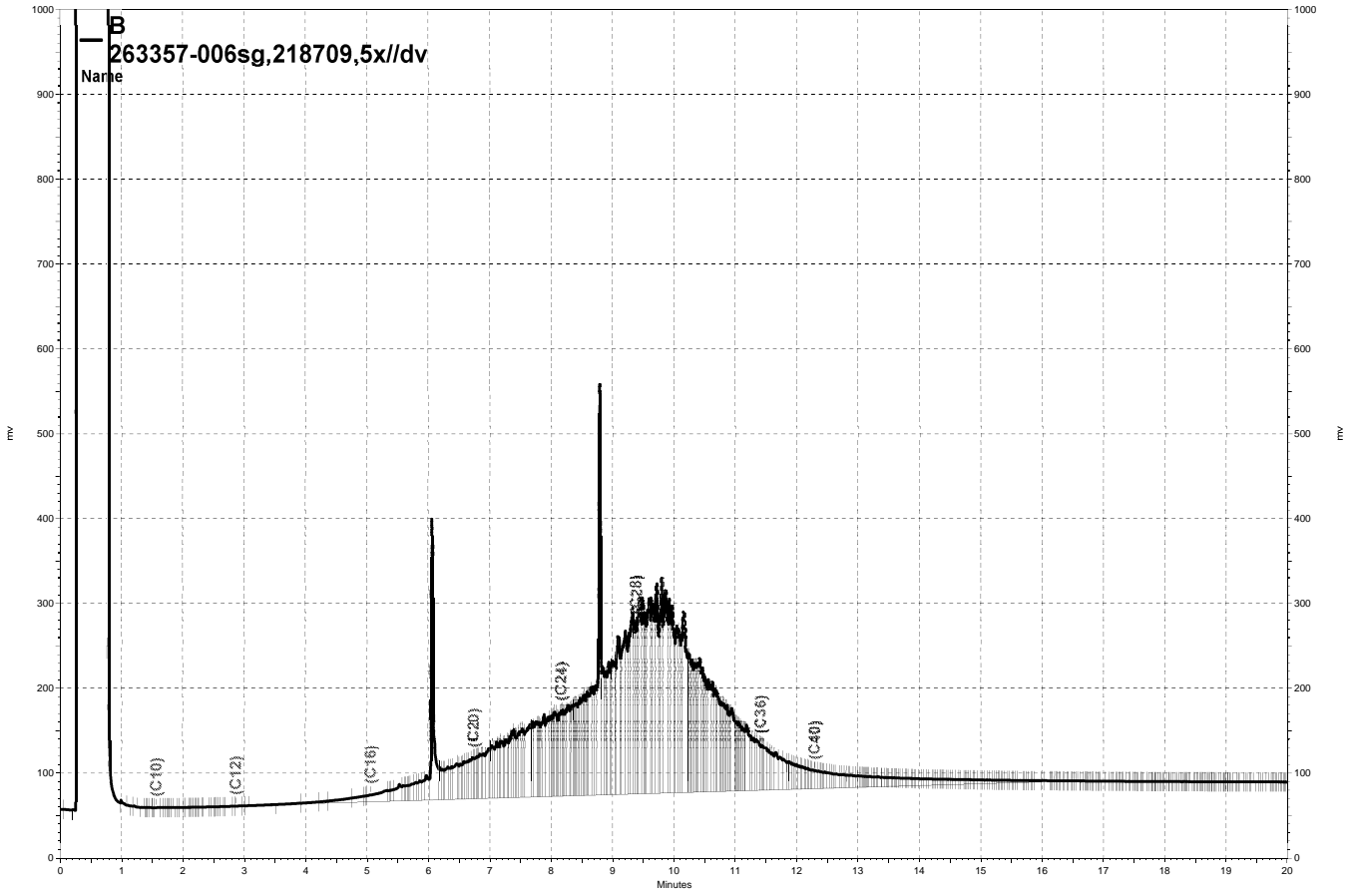
— \\lms\gdrive\ezchrom\Projects\GC27\Data\352a028.dat, Front Signal



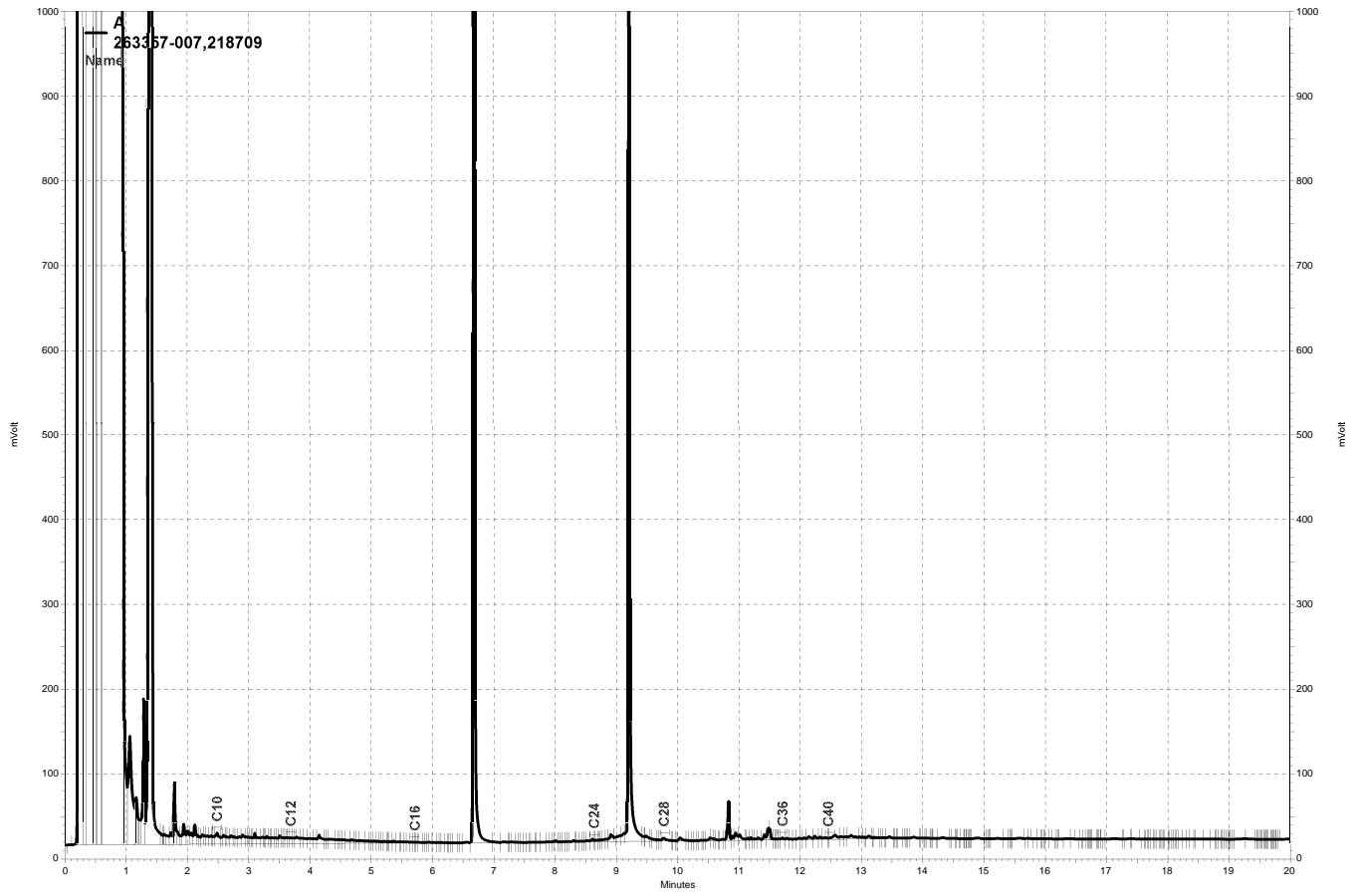
— \\Lims\gdrive\ezchrom\Projects\GC15B\Data\005b010, B



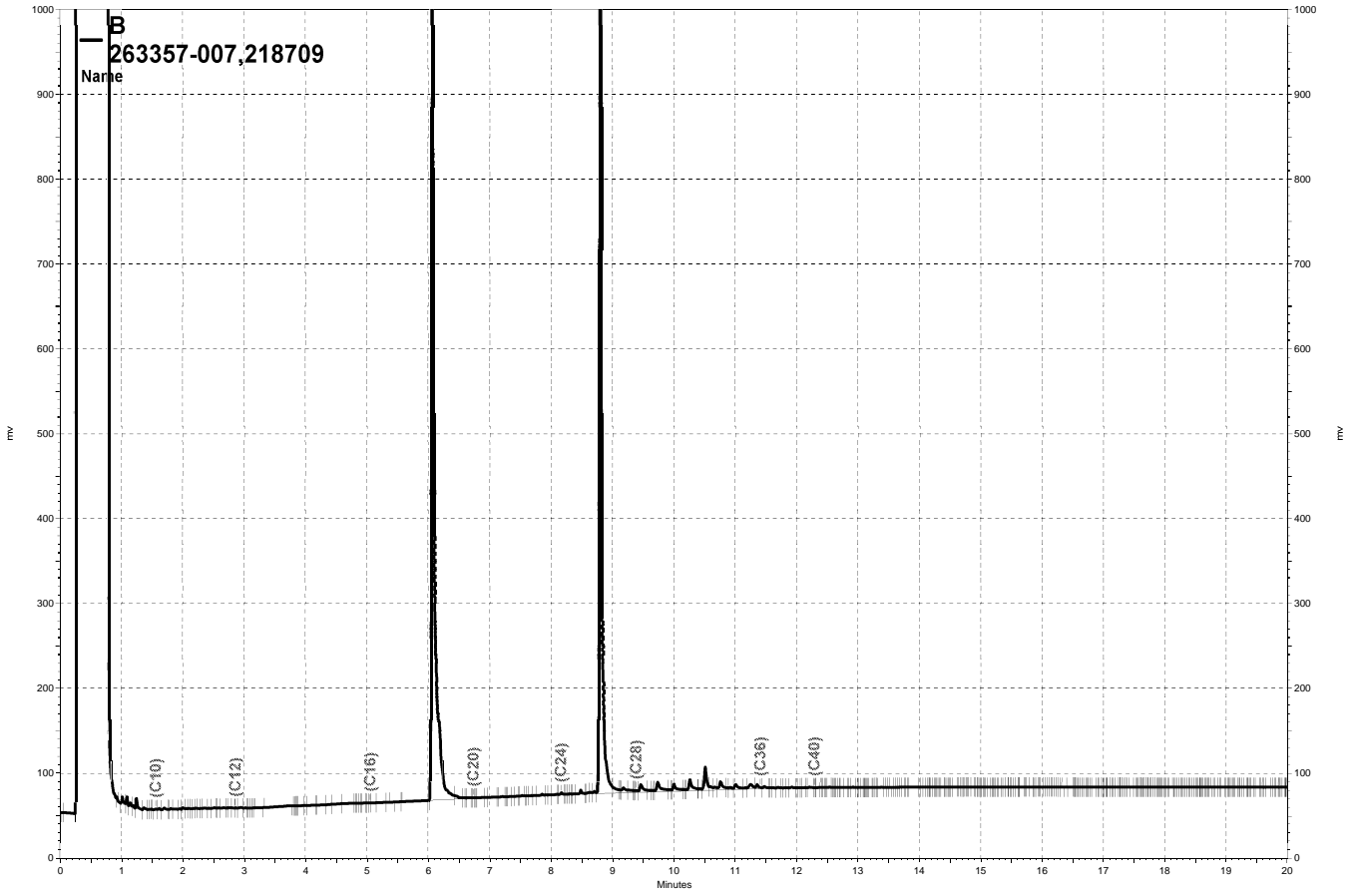
— \\Lims\gdrive\ezchrom\Projects\GC26\Data\356a013, A



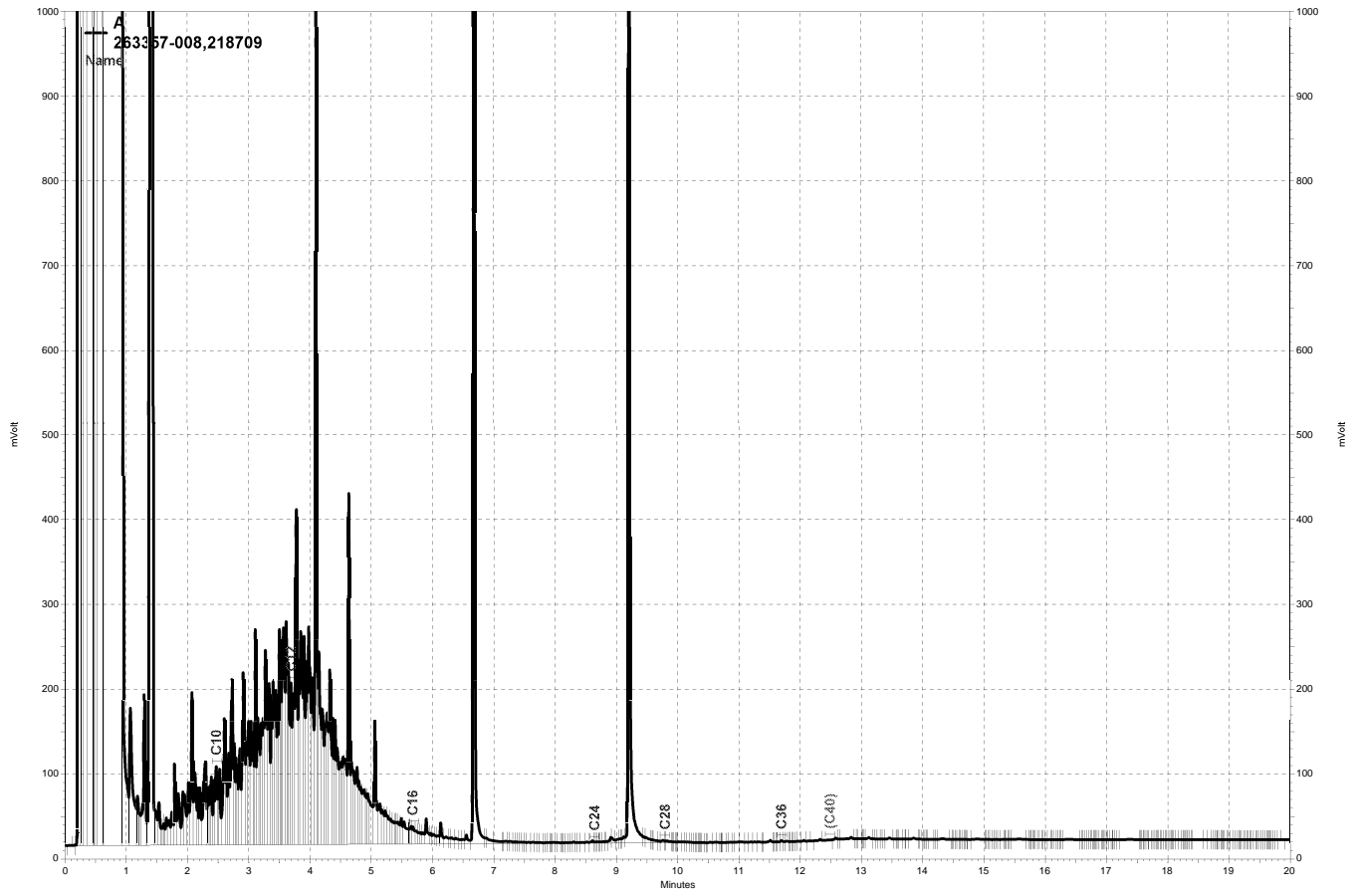
\\Lims\gdrive\ezchrom\Projects\GC15B\Data\005b007, B



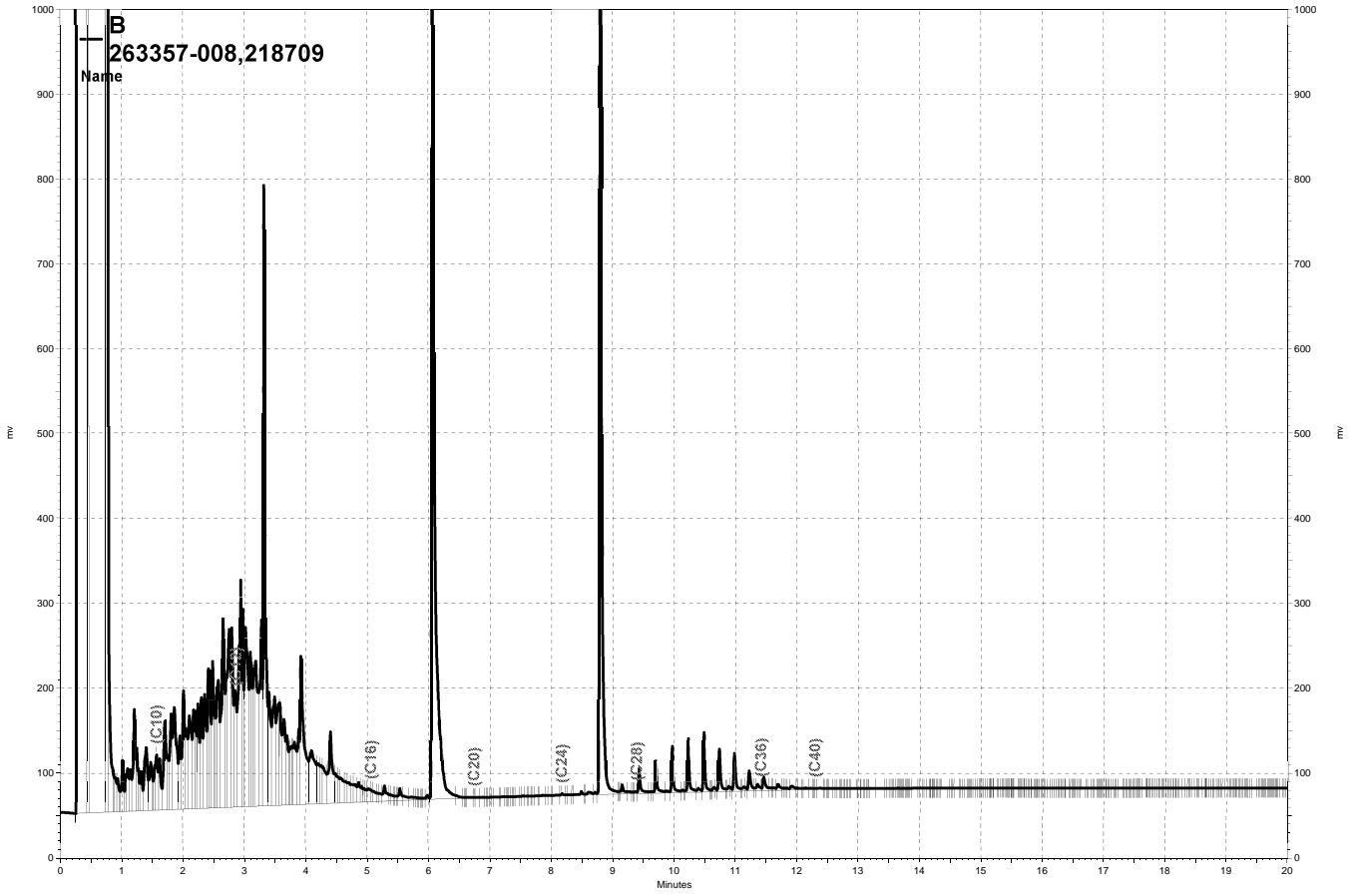
— \\Lims\gdrive\ezchrom\Projects\GC26\Data\356a005, A



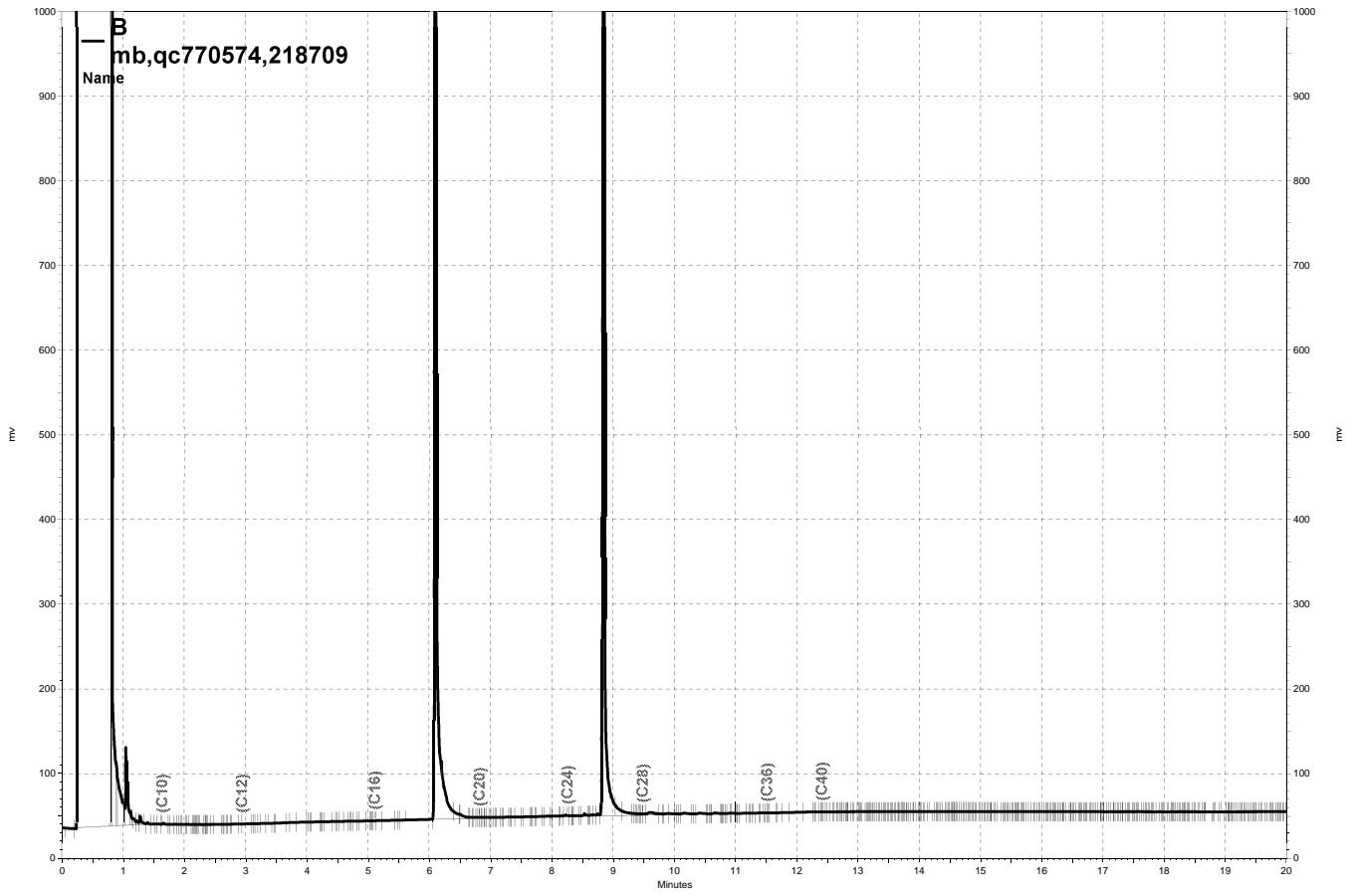
— \\Lims\gdrive\ezchrom\Projects\GC15B\Data\005b012, B



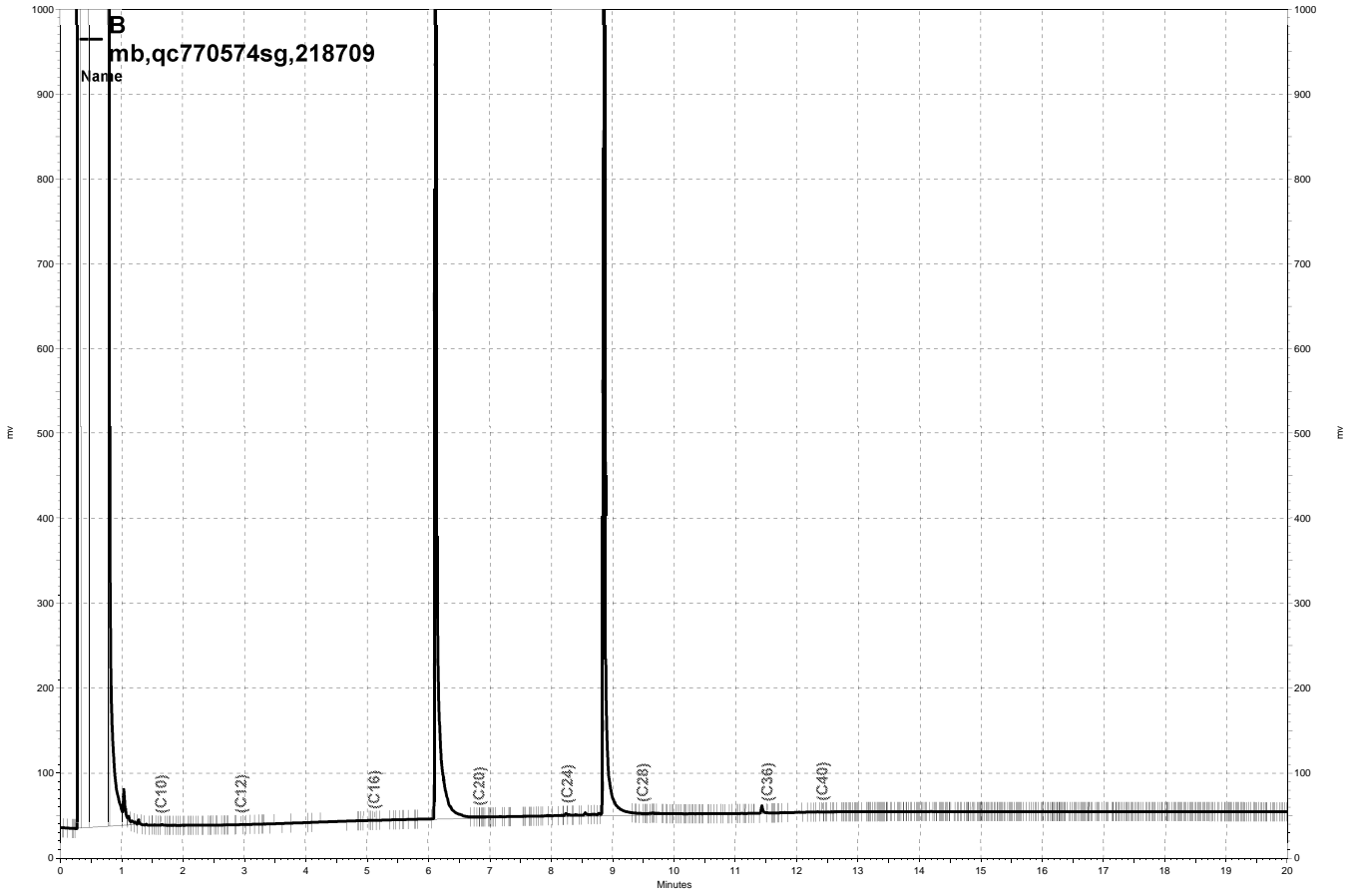
— \\Lims\gdrive\ezchrom\Projects\GC26\Data\356a006, A



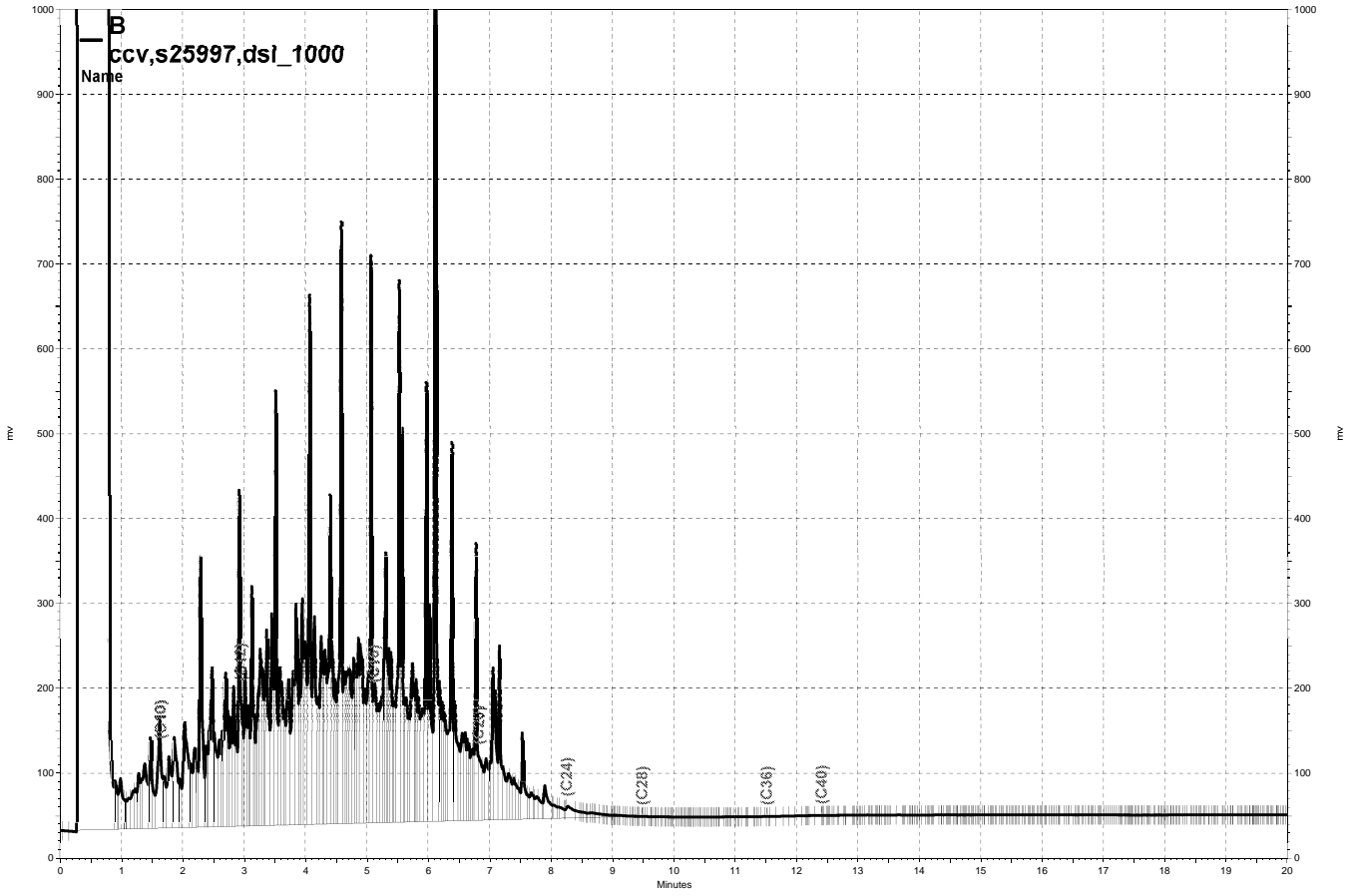
— \\Lims\gdrive\ezchrom\Projects\GC15B\Data\005b013, B



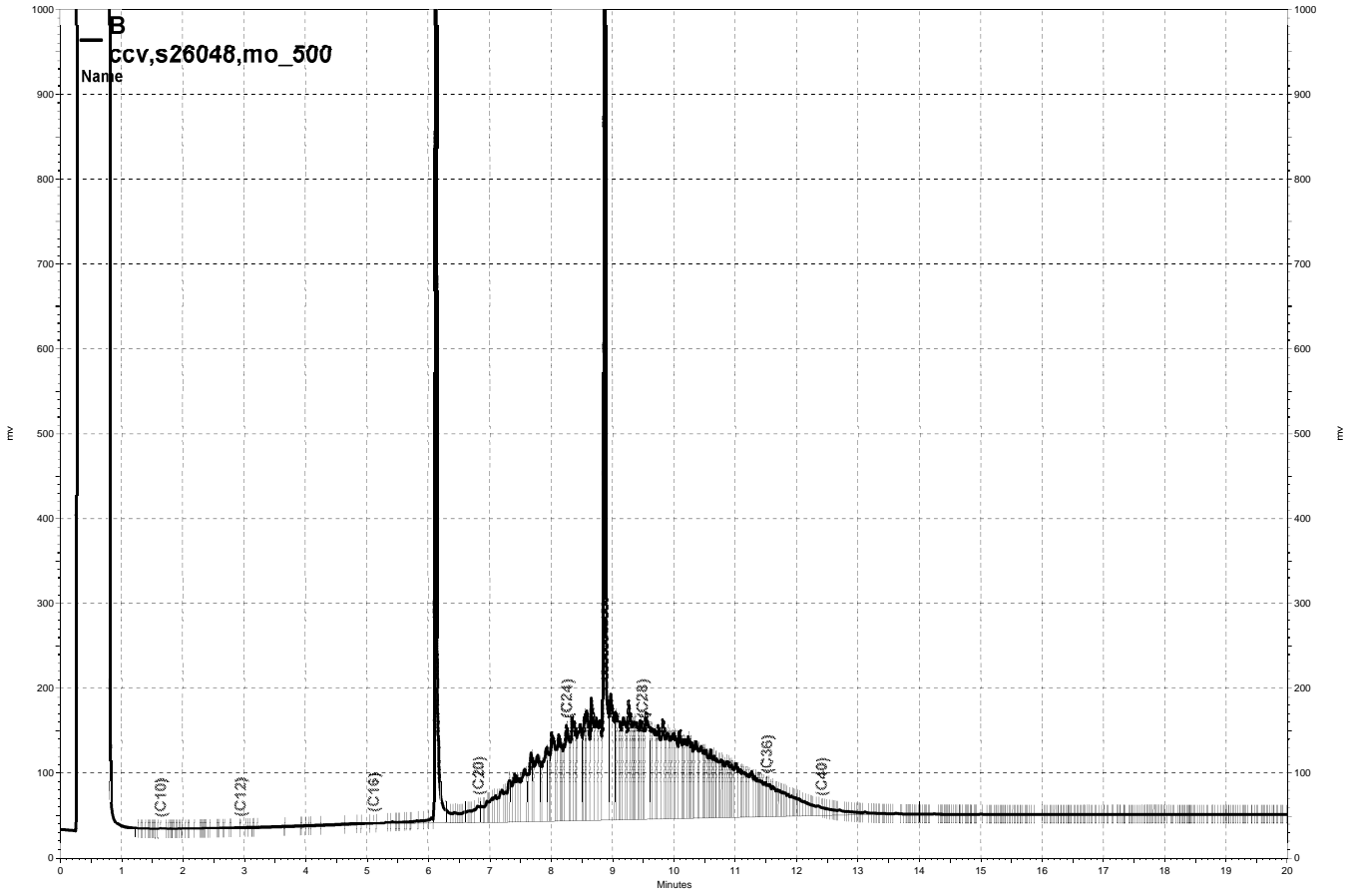
— \\Lims\gdrive\ezchrom\Projects\GC15B\Data\356b005, B



— \\Lims\gdrive\ezchrom\Projects\GC15B\Data\356b006, B



\\Lims\gdrive\ezchrom\Projects\GC15B\Data\352b004, B



— \\Lims\gdrive\ezchrom\Projects\GC15B\Data\352b003, B

Purgeable Organics by GC/MS

Lab #:	263357	Location:	Port Oak CNG
Client:	Weiss Associates	Prep:	EPA 5030B
Project#:	259-1971.15	Analysis:	EPA 8260B
Field ID:	TRIP BLANK	Batch#:	218729
Lab ID:	263357-009	Sampled:	12/15/14
Matrix:	Water	Received:	12/15/14
Units:	ug/L	Analyzed:	12/20/14
Diln Fac:	1.000		

Analyte	Result	RL	MDL
Freon 12	ND	1.0	0.2
Chloromethane	ND	1.0	0.2
Vinyl Chloride	ND	0.5	0.1
Bromomethane	ND	1.0	0.2
Chloroethane	ND	1.0	0.2
Trichlorofluoromethane	ND	1.0	0.2
Acetone	ND	10	0.5
Freon 113	ND	2.0	0.2
1,1-Dichloroethene	ND	0.5	0.1
Methylene Chloride	ND	10	0.1
Carbon Disulfide	ND	0.5	0.1
MTBE	ND	0.5	0.1
trans-1,2-Dichloroethene	ND	0.5	0.1
Vinyl Acetate	ND	10	0.5
1,1-Dichloroethane	ND	0.5	0.1
2-Butanone	ND	10	0.3
cis-1,2-Dichloroethene	ND	0.5	0.1
2,2-Dichloropropane	ND	0.5	0.1
Chloroform	ND	0.5	0.1
Bromochloromethane	ND	0.5	0.2
1,1,1-Trichloroethane	ND	0.5	0.1
1,1-Dichloropropene	ND	0.5	0.1
Carbon Tetrachloride	ND	0.5	0.1
1,2-Dichloroethane	ND	0.5	0.1
Benzene	ND	0.5	0.1
Trichloroethene	ND	0.5	0.1
1,2-Dichloropropane	ND	0.5	0.2
Bromodichloromethane	ND	0.5	0.1
Dibromomethane	ND	0.5	0.1
4-Methyl-2-Pentanone	ND	10	0.2
cis-1,3-Dichloropropene	ND	0.5	0.1
Toluene	ND	0.5	0.1
trans-1,3-Dichloropropene	ND	0.5	0.1
1,1,2-Trichloroethane	ND	0.5	0.2
2-Hexanone	ND	10	0.2
1,3-Dichloropropane	ND	0.5	0.1
Tetrachloroethene	ND	0.5	0.1
Dibromochloromethane	ND	0.5	0.1
1,2-Dibromoethane	ND	0.5	0.1
Chlorobenzene	ND	0.5	0.1
1,1,1,2-Tetrachloroethane	ND	0.5	0.1
Ethylbenzene	ND	0.5	0.2
m,p-Xylenes	ND	0.5	0.1
o-Xylene	ND	0.5	0.1
Styrene	ND	0.5	0.1
Bromoform	ND	1.0	0.1
Isopropylbenzene	ND	0.5	0.1
1,1,2,2-Tetrachloroethane	ND	0.5	0.1
1,2,3-Trichloropropane	ND	0.5	0.1
Propylbenzene	ND	0.5	0.1
Bromobenzene	ND	0.5	0.1
1,3,5-Trimethylbenzene	ND	0.5	0.1
2-Chlorotoluene	ND	0.5	0.1

ND= Not Detected at or above MDL

RL= Reporting Limit

MDL= Method Detection Limit

Purgeable Organics by GC/MS			
Lab #:	263357	Location:	Port Oak CNG
Client:	Weiss Associates	Prep:	EPA 5030B
Project#:	259-1971.15	Analysis:	EPA 8260B
Field ID:	TRIP BLANK	Batch#:	218729
Lab ID:	263357-009	Sampled:	12/15/14
Matrix:	Water	Received:	12/15/14
Units:	ug/L	Analyzed:	12/20/14
Diln Fac:	1.000		

Analyte	Result	RL	MDL
4-Chlorotoluene	ND	0.5	0.2
tert-Butylbenzene	ND	0.5	0.1
1,2,4-Trimethylbenzene	ND	0.5	0.2
sec-Butylbenzene	ND	0.5	0.1
para-Isopropyl Toluene	ND	0.5	0.1
1,3-Dichlorobenzene	ND	0.5	0.1
1,4-Dichlorobenzene	ND	0.5	0.1
n-Butylbenzene	ND	0.5	0.1
1,2-Dichlorobenzene	ND	0.5	0.1
1,2-Dibromo-3-Chloropropane	ND	2.0	0.2
1,2,4-Trichlorobenzene	ND	0.5	0.1
Hexachlorobutadiene	ND	2.0	0.1
Naphthalene	ND	2.0	0.1
1,2,3-Trichlorobenzene	ND	0.5	0.1

Surrogate	%REC	Limits
Dibromofluoromethane	96	77-136
1,2-Dichloroethane-d4	88	75-139
Toluene-d8	100	80-120
Bromofluorobenzene	93	80-120

ND= Not Detected at or above MDL
 RL= Reporting Limit
 MDL= Method Detection Limit

Purgeable Organics by GC/MS

Lab #:	263357	Location:	Port Oak CNG
Client:	Weiss Associates	Prep:	EPA 5030B
Project#:	259-1971.15	Analysis:	EPA 8260B
Field ID:	CNG-B4-W	Batch#:	218729
Lab ID:	263357-010	Sampled:	12/15/14
Matrix:	Water	Received:	12/15/14
Units:	ug/L	Analyzed:	12/20/14
Diln Fac:	1.000		

Analyte	Result	RL	MDL
Freon 12	ND	1.0	0.2
Chloromethane	ND	1.0	0.2
Vinyl Chloride	ND	0.5	0.1
Bromomethane	ND	1.0	0.2
Chloroethane	ND	1.0	0.2
Trichlorofluoromethane	ND	1.0	0.2
Acetone	1.1 J	10	0.5
Freon 113	ND	2.0	0.2
1,1-Dichloroethene	ND	0.5	0.1
Methylene Chloride	ND	10	0.1
Carbon Disulfide	ND	0.5	0.1
MTBE	ND	0.5	0.1
trans-1,2-Dichloroethene	ND	0.5	0.1
Vinyl Acetate	ND	10	0.5
1,1-Dichloroethane	ND	0.5	0.1
2-Butanone	ND	10	0.3
cis-1,2-Dichloroethene	ND	0.5	0.1
2,2-Dichloropropane	ND	0.5	0.1
Chloroform	ND	0.5	0.1
Bromochloromethane	ND	0.5	0.2
1,1,1-Trichloroethane	ND	0.5	0.1
1,1-Dichloropropene	ND	0.5	0.1
Carbon Tetrachloride	ND	0.5	0.1
1,2-Dichloroethane	ND	0.5	0.1
Benzene	ND	0.5	0.1
Trichloroethene	ND	0.5	0.1
1,2-Dichloropropane	ND	0.5	0.2
Bromodichloromethane	ND	0.5	0.1
Dibromomethane	ND	0.5	0.1
4-Methyl-2-Pentanone	ND	10	0.2
cis-1,3-Dichloropropene	ND	0.5	0.1
Toluene	ND	0.5	0.1
trans-1,3-Dichloropropene	ND	0.5	0.1
1,1,2-Trichloroethane	ND	0.5	0.2
2-Hexanone	ND	10	0.2
1,3-Dichloropropane	ND	0.5	0.1
Tetrachloroethene	ND	0.5	0.1
Dibromochloromethane	ND	0.5	0.1
1,2-Dibromoethane	ND	0.5	0.1
Chlorobenzene	ND	0.5	0.1
1,1,1,2-Tetrachloroethane	ND	0.5	0.1
Ethylbenzene	ND	0.5	0.2
m,p-Xylenes	ND	0.5	0.1
o-Xylene	ND	0.5	0.1
Styrene	ND	0.5	0.1
Bromoform	ND	1.0	0.1
Isopropylbenzene	ND	0.5	0.1
1,1,2,2-Tetrachloroethane	ND	0.5	0.1
1,2,3-Trichloropropane	ND	0.5	0.1
Propylbenzene	ND	0.5	0.1
Bromobenzene	ND	0.5	0.1
1,3,5-Trimethylbenzene	ND	0.5	0.1

J= Estimated value
 ND= Not Detected at or above MDL
 RL= Reporting Limit
 MDL= Method Detection Limit

Purgeable Organics by GC/MS			
Lab #:	263357	Location:	Port Oak CNG
Client:	Weiss Associates	Prep:	EPA 5030B
Project#:	259-1971.15	Analysis:	EPA 8260B
Field ID:	CNG-B4-W	Batch#:	218729
Lab ID:	263357-010	Sampled:	12/15/14
Matrix:	Water	Received:	12/15/14
Units:	ug/L	Analyzed:	12/20/14
Diln Fac:	1.000		

Analyte	Result	RL	MDL
2-Chlorotoluene	ND	0.5	0.1
4-Chlorotoluene	ND	0.5	0.2
tert-Butylbenzene	0.3 J	0.5	0.1
1,2,4-Trimethylbenzene	ND	0.5	0.2
sec-Butylbenzene	ND	0.5	0.1
para-Isopropyl Toluene	ND	0.5	0.1
1,3-Dichlorobenzene	ND	0.5	0.1
1,4-Dichlorobenzene	ND	0.5	0.1
n-Butylbenzene	ND	0.5	0.1
1,2-Dichlorobenzene	ND	0.5	0.1
1,2-Dibromo-3-Chloropropane	ND	2.0	0.2
1,2,4-Trichlorobenzene	ND	0.5	0.1
Hexachlorobutadiene	ND	2.0	0.1
Naphthalene	1.1 J	2.0	0.1
1,2,3-Trichlorobenzene	ND	0.5	0.1

Surrogate	%REC	Limits
Dibromofluoromethane	97	77-136
1,2-Dichloroethane-d4	84	75-139
Toluene-d8	99	80-120
Bromofluorobenzene	96	80-120

J= Estimated value
 ND= Not Detected at or above MDL
 RL= Reporting Limit
 MDL= Method Detection Limit

Purgeable Organics by GC/MS

Lab #:	263357	Location:	Port Oak CNG
Client:	Weiss Associates	Prep:	EPA 5030B
Project#:	259-1971.15	Analysis:	EPA 8260B
Field ID:	CNG-B3-W	Batch#:	218753
Lab ID:	263357-011	Sampled:	12/15/14
Matrix:	Water	Received:	12/15/14
Units:	ug/L	Analyzed:	12/22/14
Diln Fac:	1.000		

Analyte	Result	RL	MDL
Freon 12	ND	1.0	0.2
Chloromethane	ND	1.0	0.2
Vinyl Chloride	ND	0.5	0.1
Bromomethane	ND	1.0	0.2
Chloroethane	ND	1.0	0.2
Trichlorofluoromethane	ND	1.0	0.2
Acetone	1.3 J	10	0.5
Freon 113	ND	2.0	0.2
1,1-Dichloroethene	ND	0.5	0.1
Methylene Chloride	ND	10	0.1
Carbon Disulfide	0.2 J	0.5	0.1
MTBE	ND	0.5	0.1
trans-1,2-Dichloroethene	ND	0.5	0.1
Vinyl Acetate	ND	10	0.5
1,1-Dichloroethane	ND	0.5	0.1
2-Butanone	ND	10	0.3
cis-1,2-Dichloroethene	ND	0.5	0.1
2,2-Dichloropropane	ND	0.5	0.1
Chloroform	ND	0.5	0.1
Bromochloromethane	ND	0.5	0.2
1,1,1-Trichloroethane	ND	0.5	0.1
1,1-Dichloropropene	ND	0.5	0.1
Carbon Tetrachloride	ND	0.5	0.1
1,2-Dichloroethane	ND	0.5	0.1
Benzene	ND	0.5	0.1
Trichloroethene	ND	0.5	0.1
1,2-Dichloropropane	ND	0.5	0.2
Bromodichloromethane	ND	0.5	0.1
Dibromomethane	ND	0.5	0.1
4-Methyl-2-Pentanone	ND	10	0.2
cis-1,3-Dichloropropene	ND	0.5	0.1
Toluene	ND	0.5	0.1
trans-1,3-Dichloropropene	ND	0.5	0.1
1,1,2-Trichloroethane	ND	0.5	0.2
2-Hexanone	ND	10	0.2
1,3-Dichloropropane	ND	0.5	0.1
Tetrachloroethene	ND	0.5	0.1
Dibromochloromethane	ND	0.5	0.1
1,2-Dibromoethane	ND	0.5	0.1
Chlorobenzene	ND	0.5	0.1
1,1,1,2-Tetrachloroethane	ND	0.5	0.1
Ethylbenzene	1.5	0.5	0.2
m,p-Xylenes	ND	0.5	0.1
o-Xylene	ND	0.5	0.1
Styrene	ND	0.5	0.1
Bromoform	ND	1.0	0.1
Isopropylbenzene	2.1	0.5	0.1
1,1,2,2-Tetrachloroethane	ND	0.5	0.1
1,2,3-Trichloropropane	ND	0.5	0.1
Propylbenzene	2.3	0.5	0.1
Bromobenzene	ND	0.5	0.1
1,3,5-Trimethylbenzene	2.1	0.5	0.1

J= Estimated value
 ND= Not Detected at or above MDL
 RL= Reporting Limit
 MDL= Method Detection Limit

Purgeable Organics by GC/MS			
Lab #:	263357	Location:	Port Oak CNG
Client:	Weiss Associates	Prep:	EPA 5030B
Project#:	259-1971.15	Analysis:	EPA 8260B
Field ID:	CNG-B3-W	Batch#:	218753
Lab ID:	263357-011	Sampled:	12/15/14
Matrix:	Water	Received:	12/15/14
Units:	ug/L	Analyzed:	12/22/14
Diln Fac:	1.000		

Analyte	Result	RL	MDL
2-Chlorotoluene	ND	0.5	0.1
4-Chlorotoluene	ND	0.5	0.2
tert-Butylbenzene	0.7	0.5	0.1
1,2,4-Trimethylbenzene	ND	0.5	0.2
sec-Butylbenzene	1.5	0.5	0.1
para-Isopropyl Toluene	0.1 J	0.5	0.1
1,3-Dichlorobenzene	ND	0.5	0.1
1,4-Dichlorobenzene	ND	0.5	0.1
n-Butylbenzene	ND	0.5	0.1
1,2-Dichlorobenzene	ND	0.5	0.1
1,2-Dibromo-3-Chloropropane	ND	2.0	0.2
1,2,4-Trichlorobenzene	ND	0.5	0.1
Hexachlorobutadiene	ND	2.0	0.1
Naphthalene	3.8	2.0	0.1
1,2,3-Trichlorobenzene	ND	0.5	0.1

Surrogate	%REC	Limits
Dibromofluoromethane	97	77-136
1,2-Dichloroethane-d4	88	75-139
Toluene-d8	98	80-120
Bromofluorobenzene	93	80-120

J= Estimated value
 ND= Not Detected at or above MDL
 RL= Reporting Limit
 MDL= Method Detection Limit

Batch QC Report

Purgeable Organics by GC/MS			
Lab #:	263357	Location:	Port Oak CNG
Client:	Weiss Associates	Prep:	EPA 5030B
Project#:	259-1971.15	Analysis:	EPA 8260B
Type:	BLANK	Diln Fac:	1.000
Lab ID:	QC770657	Batch#:	218729
Matrix:	Water	Analyzed:	12/20/14
Units:	ug/L		

Analyte	Result	RL	MDL
Freon 12	ND	1.0	0.2
Chloromethane	ND	1.0	0.2
Vinyl Chloride	ND	0.5	0.1
Bromomethane	ND	1.0	0.2
Chloroethane	ND	1.0	0.2
Trichlorofluoromethane	ND	1.0	0.2
Acetone	ND	10	0.5
Freon 113	ND	2.0	0.2
1,1-Dichloroethene	ND	0.5	0.1
Methylene Chloride	ND	10	0.1
Carbon Disulfide	ND	0.5	0.1
MTBE	ND	0.5	0.1
trans-1,2-Dichloroethene	ND	0.5	0.1
Vinyl Acetate	ND	10	0.5
1,1-Dichloroethane	ND	0.5	0.1
2-Butanone	ND	10	0.3
cis-1,2-Dichloroethene	ND	0.5	0.1
2,2-Dichloropropane	ND	0.5	0.1
Chloroform	ND	0.5	0.1
Bromochloromethane	ND	0.5	0.2
1,1,1-Trichloroethane	ND	0.5	0.1
1,1-Dichloropropene	ND	0.5	0.1
Carbon Tetrachloride	ND	0.5	0.1
1,2-Dichloroethane	ND	0.5	0.1
Benzene	ND	0.5	0.1
Trichloroethene	ND	0.5	0.1
1,2-Dichloropropane	ND	0.5	0.2
Bromodichloromethane	ND	0.5	0.1
Dibromomethane	ND	0.5	0.1
4-Methyl-2-Pentanone	ND	10	0.2
cis-1,3-Dichloropropene	ND	0.5	0.1
Toluene	ND	0.5	0.1
trans-1,3-Dichloropropene	ND	0.5	0.1
1,1,2-Trichloroethane	ND	0.5	0.2
2-Hexanone	ND	10	0.2
1,3-Dichloropropane	ND	0.5	0.1
Tetrachloroethene	ND	0.5	0.1
Dibromochloromethane	ND	0.5	0.1
1,2-Dibromoethane	ND	0.5	0.1
Chlorobenzene	ND	0.5	0.1
1,1,1,2-Tetrachloroethane	ND	0.5	0.1
Ethylbenzene	ND	0.5	0.2
m,p-Xylenes	ND	0.5	0.1
o-Xylene	ND	0.5	0.1
Styrene	ND	0.5	0.1
Bromoform	ND	1.0	0.1
Isopropylbenzene	ND	0.5	0.1
1,1,2,2-Tetrachloroethane	ND	0.5	0.1
1,2,3-Trichloropropane	ND	0.5	0.1
Propylbenzene	ND	0.5	0.1
Bromobenzene	ND	0.5	0.1
1,3,5-Trimethylbenzene	ND	0.5	0.1

J= Estimated value
 ND= Not Detected at or above MDL
 RL= Reporting Limit
 MDL= Method Detection Limit

Batch QC Report

Purgeable Organics by GC/MS			
Lab #:	263357	Location:	Port Oak CNG
Client:	Weiss Associates	Prep:	EPA 5030B
Project#:	259-1971.15	Analysis:	EPA 8260B
Type:	BLANK	Diln Fac:	1.000
Lab ID:	QC770657	Batch#:	218729
Matrix:	Water	Analyzed:	12/20/14
Units:	ug/L		

Analyte	Result	RL	MDL
2-Chlorotoluene	ND	0.5	0.1
4-Chlorotoluene	ND	0.5	0.2
tert-Butylbenzene	ND	0.5	0.1
1,2,4-Trimethylbenzene	ND	0.5	0.2
sec-Butylbenzene	ND	0.5	0.1
para-Isopropyl Toluene	ND	0.5	0.1
1,3-Dichlorobenzene	ND	0.5	0.1
1,4-Dichlorobenzene	ND	0.5	0.1
n-Butylbenzene	ND	0.5	0.1
1,2-Dichlorobenzene	ND	0.5	0.1
1,2-Dibromo-3-Chloropropane	ND	2.0	0.2
1,2,4-Trichlorobenzene	ND	0.5	0.1
Hexachlorobutadiene	ND	2.0	0.1
Naphthalene	0.1 J	2.0	0.1
1,2,3-Trichlorobenzene	ND	0.5	0.1

Surrogate	%REC	Limits
Dibromofluoromethane	95	77-136
1,2-Dichloroethane-d4	85	75-139
Toluene-d8	98	80-120
Bromofluorobenzene	93	80-120

J= Estimated value
 ND= Not Detected at or above MDL
 RL= Reporting Limit
 MDL= Method Detection Limit

Batch QC Report

Purgeable Organics by GC/MS			
Lab #:	263357	Location:	Port Oak CNG
Client:	Weiss Associates	Prep:	EPA 5030B
Project#:	259-1971.15	Analysis:	EPA 8260B
Matrix:	Water	Batch#:	218729
Units:	ug/L	Analyzed:	12/20/14
Diln Fac:	1.000		

Type: BS Lab ID: QC770658

Analyte	Spiked	Result	%REC	Limits
1,1-Dichloroethene	13.75	14.15	103	65-134
Benzene	13.75	13.28	97	80-124
Trichloroethene	13.75	13.51	98	80-120
Toluene	13.75	13.28	97	80-122
Chlorobenzene	13.75	13.51	98	80-120

Surrogate	%REC	Limits
Dibromofluoromethane	97	77-136
1,2-Dichloroethane-d4	85	75-139
Toluene-d8	97	80-120
Bromofluorobenzene	91	80-120

Type: BSD Lab ID: QC770659

Analyte	Spiked	Result	%REC	Limits	RPD	Lim
1,1-Dichloroethene	13.75	13.08	95	65-134	8	20
Benzene	13.75	12.87	94	80-124	3	20
Trichloroethene	13.75	13.49	98	80-120	0	20
Toluene	13.75	13.48	98	80-122	2	20
Chlorobenzene	13.75	13.87	101	80-120	3	20

Surrogate	%REC	Limits
Dibromofluoromethane	96	77-136
1,2-Dichloroethane-d4	86	75-139
Toluene-d8	97	80-120
Bromofluorobenzene	91	80-120

RPD= Relative Percent Difference

Batch QC Report

Purgeable Organics by GC/MS			
Lab #:	263357	Location:	Port Oak CNG
Client:	Weiss Associates	Prep:	EPA 5030B
Project#:	259-1971.15	Analysis:	EPA 8260B
Type:	BLANK	Diln Fac:	1.000
Lab ID:	QC770746	Batch#:	218753
Matrix:	Water	Analyzed:	12/22/14
Units:	ug/L		

Analyte	Result	RL	MDL
Freon 12	ND	1.0	0.2
Chloromethane	ND	1.0	0.2
Vinyl Chloride	ND	0.5	0.1
Bromomethane	ND	1.0	0.2
Chloroethane	ND	1.0	0.2
Trichlorofluoromethane	ND	1.0	0.2
Acetone	ND	10	0.5
Freon 113	ND	2.0	0.2
1,1-Dichloroethene	ND	0.5	0.1
Methylene Chloride	ND	10	0.1
Carbon Disulfide	ND	0.5	0.1
MTBE	ND	0.5	0.1
trans-1,2-Dichloroethene	ND	0.5	0.1
Vinyl Acetate	ND	10	0.5
1,1-Dichloroethane	ND	0.5	0.1
2-Butanone	ND	10	0.3
cis-1,2-Dichloroethene	ND	0.5	0.1
2,2-Dichloropropane	ND	0.5	0.1
Chloroform	ND	0.5	0.1
Bromochloromethane	ND	0.5	0.2
1,1,1-Trichloroethane	ND	0.5	0.1
1,1-Dichloropropene	ND	0.5	0.1
Carbon Tetrachloride	ND	0.5	0.1
1,2-Dichloroethane	ND	0.5	0.1
Benzene	ND	0.5	0.1
Trichloroethene	ND	0.5	0.1
1,2-Dichloropropane	ND	0.5	0.2
Bromodichloromethane	ND	0.5	0.1
Dibromomethane	ND	0.5	0.1
4-Methyl-2-Pentanone	ND	10	0.2
cis-1,3-Dichloropropene	ND	0.5	0.1
Toluene	ND	0.5	0.1
trans-1,3-Dichloropropene	ND	0.5	0.1
1,1,2-Trichloroethane	ND	0.5	0.2
2-Hexanone	ND	10	0.2
1,3-Dichloropropane	ND	0.5	0.1
Tetrachloroethene	ND	0.5	0.1
Dibromochloromethane	ND	0.5	0.1
1,2-Dibromoethane	ND	0.5	0.1
Chlorobenzene	ND	0.5	0.1
1,1,1,2-Tetrachloroethane	ND	0.5	0.1
Ethylbenzene	ND	0.5	0.2
m,p-Xylenes	ND	0.5	0.1
o-Xylene	ND	0.5	0.1
Styrene	ND	0.5	0.1
Bromoform	ND	1.0	0.1
Isopropylbenzene	ND	0.5	0.1
1,1,2,2-Tetrachloroethane	ND	0.5	0.1
1,2,3-Trichloropropane	ND	0.5	0.1
Propylbenzene	ND	0.5	0.1
Bromobenzene	ND	0.5	0.1
1,3,5-Trimethylbenzene	ND	0.5	0.1
2-Chlorotoluene	ND	0.5	0.1

ND= Not Detected at or above MDL

RL= Reporting Limit

MDL= Method Detection Limit

Batch QC Report

Purgeable Organics by GC/MS			
Lab #:	263357	Location:	Port Oak CNG
Client:	Weiss Associates	Prep:	EPA 5030B
Project#:	259-1971.15	Analysis:	EPA 8260B
Type:	BLANK	Diln Fac:	1.000
Lab ID:	QC770746	Batch#:	218753
Matrix:	Water	Analyzed:	12/22/14
Units:	ug/L		

Analyte	Result	RL	MDL
4-Chlorotoluene	ND	0.5	0.2
tert-Butylbenzene	ND	0.5	0.1
1,2,4-Trimethylbenzene	ND	0.5	0.2
sec-Butylbenzene	ND	0.5	0.1
para-Isopropyl Toluene	ND	0.5	0.1
1,3-Dichlorobenzene	ND	0.5	0.1
1,4-Dichlorobenzene	ND	0.5	0.1
n-Butylbenzene	ND	0.5	0.1
1,2-Dichlorobenzene	ND	0.5	0.1
1,2-Dibromo-3-Chloropropane	ND	2.0	0.2
1,2,4-Trichlorobenzene	ND	0.5	0.1
Hexachlorobutadiene	ND	2.0	0.1
Naphthalene	ND	2.0	0.1
1,2,3-Trichlorobenzene	ND	0.5	0.1

Surrogate	%REC	Limits
Dibromofluoromethane	98	77-136
1,2-Dichloroethane-d4	85	75-139
Toluene-d8	98	80-120
Bromofluorobenzene	93	80-120

ND= Not Detected at or above MDL
 RL= Reporting Limit
 MDL= Method Detection Limit

Batch QC Report

Purgeable Organics by GC/MS			
Lab #:	263357	Location:	Port Oak CNG
Client:	Weiss Associates	Prep:	EPA 5030B
Project#:	259-1971.15	Analysis:	EPA 8260B
Matrix:	Water	Batch#:	218753
Units:	ug/L	Analyzed:	12/22/14
Diln Fac:	1.000		

Type: BS Lab ID: QC770747

Analyte	Spiked	Result	%REC	Limits
1,1-Dichloroethene	12.50	13.33	107	65-134
Benzene	12.50	12.50	100	80-124
Trichloroethene	12.50	12.50	100	80-120
Toluene	12.50	12.73	102	80-122
Chlorobenzene	12.50	12.73	102	80-120

Surrogate	%REC	Limits
Dibromofluoromethane	98	77-136
1,2-Dichloroethane-d4	85	75-139
Toluene-d8	98	80-120
Bromofluorobenzene	91	80-120

Type: BSD Lab ID: QC770748

Analyte	Spiked	Result	%REC	Limits	RPD	Lim
1,1-Dichloroethene	12.50	11.94	95	65-134	11	20
Benzene	12.50	11.77	94	80-124	6	20
Trichloroethene	12.50	12.40	99	80-120	1	20
Toluene	12.50	12.01	96	80-122	6	20
Chlorobenzene	12.50	12.70	102	80-120	0	20

Surrogate	%REC	Limits
Dibromofluoromethane	96	77-136
1,2-Dichloroethane-d4	84	75-139
Toluene-d8	94	80-120
Bromofluorobenzene	89	80-120

RPD= Relative Percent Difference

Purgeable Organics by GC/MS

Lab #:	263357	Location:	Port Oak CNG
Client:	Weiss Associates	Prep:	EPA 5035
Project#:	259-1971.15	Analysis:	EPA 8260B
Field ID:	CNG-B4-1A	Diln Fac:	1.087
Lab ID:	263357-001	Batch#:	218622
Matrix:	Soil	Sampled:	12/15/14
Units:	ug/Kg	Received:	12/15/14
Basis:	dry	Analyzed:	12/18/14

Moisture: 9%

Analyte	Result	RL	MDL
Freon 12	ND	12	0.81
Chloromethane	ND	12	0.59
Vinyl Chloride	ND	12	0.58
Bromomethane	ND	12	0.75
Chloroethane	ND	12	1.0
Trichlorofluoromethane	ND	6.0	0.40
Acetone	23 J	24	2.9
Freon 113	ND	6.0	0.78
1,1-Dichloroethene	ND	6.0	1.5
Methylene Chloride	ND	24	3.7
Carbon Disulfide	ND	6.0	0.72
MTBE	ND	6.0	1.2
trans-1,2-Dichloroethene	ND	6.0	0.75
Vinyl Acetate	ND	60	2.8
1,1-Dichloroethane	ND	6.0	1.7
2-Butanone	ND	12	1.4
cis-1,2-Dichloroethene	ND	6.0	0.88
2,2-Dichloropropane	ND	6.0	1.4
Chloroform	ND	6.0	0.83
Bromochloromethane	ND	6.0	0.89
1,1,1-Trichloroethane	ND	6.0	0.93
1,1-Dichloropropene	ND	6.0	0.95
Carbon Tetrachloride	ND	6.0	1.1
1,2-Dichloroethane	ND	6.0	0.84
Benzene	ND	6.0	0.83
Trichloroethene	ND	6.0	0.90
1,2-Dichloropropane	ND	6.0	0.57
Bromodichloromethane	ND	6.0	0.73
Dibromomethane	ND	6.0	0.74
4-Methyl-2-Pentanone	ND	12	0.86
cis-1,3-Dichloropropene	ND	6.0	0.44
Toluene	ND	6.0	0.56
trans-1,3-Dichloropropene	ND	6.0	0.56
1,1,2-Trichloroethane	ND	6.0	0.63
2-Hexanone	ND	12	0.66
1,3-Dichloropropane	ND	6.0	0.52
Tetrachloroethene	ND	6.0	0.80
Dibromochloromethane	ND	6.0	0.44
1,2-Dibromoethane	ND	6.0	0.59
Chlorobenzene	ND	6.0	0.42
1,1,1,2-Tetrachloroethane	ND	6.0	0.42
Ethylbenzene	ND	6.0	0.73
m,p-Xylenes	ND	6.0	1.6
o-Xylene	ND	6.0	0.82
Styrene	ND	6.0	0.87
Bromoform	ND	6.0	0.57
Isopropylbenzene	ND	6.0	0.79
1,1,2,2-Tetrachloroethane	ND	6.0	0.34
1,2,3-Trichloropropane	ND	6.0	0.61
Propylbenzene	ND	6.0	0.93

J= Estimated value
 ND= Not Detected at or above MDL
 RL= Reporting Limit
 MDL= Method Detection Limit

Purgeable Organics by GC/MS			
Lab #:	263357	Location:	Port Oak CNG
Client:	Weiss Associates	Prep:	EPA 5035
Project#:	259-1971.15	Analysis:	EPA 8260B
Field ID:	CNG-B4-1A	Diln Fac:	1.087
Lab ID:	263357-001	Batch#:	218622
Matrix:	Soil	Sampled:	12/15/14
Units:	ug/Kg	Received:	12/15/14
Basis:	dry	Analyzed:	12/18/14

Analyte	Result	RL	MDL
Bromobenzene	ND	6.0	0.45
1,3,5-Trimethylbenzene	ND	6.0	0.74
2-Chlorotoluene	ND	6.0	0.74
4-Chlorotoluene	ND	6.0	0.60
tert-Butylbenzene	ND	6.0	0.94
1,2,4-Trimethylbenzene	ND	6.0	0.73
sec-Butylbenzene	ND	6.0	0.77
para-Isopropyl Toluene	ND	6.0	0.78
1,3-Dichlorobenzene	ND	6.0	0.41
1,4-Dichlorobenzene	ND	6.0	0.62
n-Butylbenzene	ND	6.0	0.75
1,2-Dichlorobenzene	ND	6.0	1.9
1,2-Dibromo-3-Chloropropane	ND	6.0	0.68
1,2,4-Trichlorobenzene	ND	6.0	0.76
Hexachlorobutadiene	ND	6.0	0.88
Naphthalene	ND	6.0	0.61
1,2,3-Trichlorobenzene	ND	6.0	0.70

Surrogate	%REC	Limits
Dibromofluoromethane	120	76-128
1,2-Dichloroethane-d4	131	80-137
Toluene-d8	103	80-120
Bromofluorobenzene	115	79-128

J= Estimated value
 ND= Not Detected at or above MDL
 RL= Reporting Limit
 MDL= Method Detection Limit

Purgeable Organics by GC/MS

Lab #:	263357	Location:	Port Oak CNG
Client:	Weiss Associates	Prep:	EPA 5035
Project#:	259-1971.15	Analysis:	EPA 8260B
Field ID:	CNG-B4-1B	Diln Fac:	1.000
Lab ID:	263357-002	Batch#:	218622
Matrix:	Soil	Sampled:	12/15/14
Units:	ug/Kg	Received:	12/15/14
Basis:	dry	Analyzed:	12/18/14

Moisture: 12%

Analyte	Result	RL	MDL
Freon 12	ND	11	0.77
Chloromethane	ND	11	0.56
Vinyl Chloride	ND	11	0.55
Bromomethane	ND	11	0.72
Chloroethane	ND	11	0.97
Trichlorofluoromethane	ND	5.7	0.38
Acetone	20 J	23	2.7
Freon 113	ND	5.7	0.74
1,1-Dichloroethene	ND	5.7	1.5
Methylene Chloride	ND	23	3.5
Carbon Disulfide	ND	5.7	0.69
MTBE	ND	5.7	1.1
trans-1,2-Dichloroethene	ND	5.7	0.72
Vinyl Acetate	ND	57	2.7
1,1-Dichloroethane	ND	5.7	1.7
2-Butanone	ND	11	1.3
cis-1,2-Dichloroethene	ND	5.7	0.83
2,2-Dichloropropane	ND	5.7	1.3
Chloroform	ND	5.7	0.79
Bromochloromethane	ND	5.7	0.84
1,1,1-Trichloroethane	ND	5.7	0.88
1,1-Dichloropropene	ND	5.7	0.91
Carbon Tetrachloride	ND	5.7	1.1
1,2-Dichloroethane	ND	5.7	0.80
Benzene	ND	5.7	0.79
Trichloroethene	ND	5.7	0.85
1,2-Dichloropropane	ND	5.7	0.54
Bromodichloromethane	ND	5.7	0.69
Dibromomethane	ND	5.7	0.70
4-Methyl-2-Pentanone	ND	11	0.82
cis-1,3-Dichloropropene	ND	5.7	0.42
Toluene	ND	5.7	0.53
trans-1,3-Dichloropropene	ND	5.7	0.53
1,1,2-Trichloroethane	ND	5.7	0.60
2-Hexanone	ND	11	0.63
1,3-Dichloropropane	ND	5.7	0.50
Tetrachloroethene	ND	5.7	0.76
Dibromochloromethane	ND	5.7	0.42
1,2-Dibromoethane	ND	5.7	0.56
Chlorobenzene	ND	5.7	0.40
1,1,1,2-Tetrachloroethane	ND	5.7	0.40
Ethylbenzene	ND	5.7	0.70
m,p-Xylenes	ND	5.7	1.5
o-Xylene	ND	5.7	0.78
Styrene	ND	5.7	0.83
Bromoform	ND	5.7	0.54
Isopropylbenzene	ND	5.7	0.75
1,1,2,2-Tetrachloroethane	ND	5.7	0.33
1,2,3-Trichloropropane	ND	5.7	0.58

*= Value outside of QC limits; see narrative

J= Estimated value

ND= Not Detected at or above MDL

RL= Reporting Limit

MDL= Method Detection Limit

Purgeable Organics by GC/MS			
Lab #:	263357	Location:	Port Oak CNG
Client:	Weiss Associates	Prep:	EPA 5035
Project#:	259-1971.15	Analysis:	EPA 8260B
Field ID:	CNG-B4-1B	Diln Fac:	1.000
Lab ID:	263357-002	Batch#:	218622
Matrix:	Soil	Sampled:	12/15/14
Units:	ug/Kg	Received:	12/15/14
Basis:	dry	Analyzed:	12/18/14

Analyte	Result	RL	MDL
Propylbenzene	ND	5.7	0.88
Bromobenzene	ND	5.7	0.43
1,3,5-Trimethylbenzene	ND	5.7	0.71
2-Chlorotoluene	ND	5.7	0.70
4-Chlorotoluene	ND	5.7	0.57
tert-Butylbenzene	ND	5.7	0.90
1,2,4-Trimethylbenzene	ND	5.7	0.70
sec-Butylbenzene	ND	5.7	0.73
para-Isopropyl Toluene	ND	5.7	0.74
1,3-Dichlorobenzene	ND	5.7	0.39
1,4-Dichlorobenzene	ND	5.7	0.59
n-Butylbenzene	ND	5.7	0.71
1,2-Dichlorobenzene	ND	5.7	1.8
1,2-Dibromo-3-Chloropropane	ND	5.7	0.65
1,2,4-Trichlorobenzene	ND	5.7	0.72
Hexachlorobutadiene	ND	5.7	0.84
Naphthalene	ND	5.7	0.58
1,2,3-Trichlorobenzene	ND	5.7	0.67

Surrogate	%REC	Limits
Dibromofluoromethane	140 *	76-128
1,2-Dichloroethane-d4	148 *	80-137
Toluene-d8	102	80-120
Bromofluorobenzene	113	79-128

*= Value outside of QC limits; see narrative
 J= Estimated value
 ND= Not Detected at or above MDL
 RL= Reporting Limit
 MDL= Method Detection Limit

Purgeable Organics by GC/MS

Lab #:	263357	Location:	Port Oak CNG
Client:	Weiss Associates	Prep:	EPA 5035
Project#:	259-1971.15	Analysis:	EPA 8260B
Field ID:	CNG-B4-5A	Diln Fac:	0.9276
Lab ID:	263357-003	Batch#:	218730
Matrix:	Soil	Sampled:	12/15/14
Units:	ug/Kg	Received:	12/15/14
Basis:	dry	Analyzed:	12/20/14

Moisture: 15%

Analyte	Result	RL	MDL
Freon 12	ND	11	0.44
Chloromethane	ND	11	1.1
Vinyl Chloride	ND	11	1.0
Bromomethane	ND	11	1.3
Chloroethane	ND	11	0.54
Trichlorofluoromethane	ND	5.5	0.76
Acetone	47	22	2.0
Freon 113	ND	5.5	0.48
1,1-Dichloroethene	ND	5.5	1.0
Methylene Chloride	ND	22	1.2
Carbon Disulfide	ND	5.5	0.95
MTBE	ND	5.5	1.1
trans-1,2-Dichloroethene	ND	5.5	0.91
Vinyl Acetate	ND	55	0.79
1,1-Dichloroethane	ND	5.5	1.3
2-Butanone	6.3 J	11	1.5
cis-1,2-Dichloroethene	ND	5.5	0.95
2,2-Dichloropropane	ND	5.5	1.2
Chloroform	ND	5.5	1.4
Bromochloromethane	ND	5.5	1.0
1,1,1-Trichloroethane	ND	5.5	0.88
1,1-Dichloropropene	ND	5.5	0.69
Carbon Tetrachloride	ND	5.5	0.52
1,2-Dichloroethane	ND	5.5	1.0
Benzene	ND	5.5	0.98
Trichloroethene	ND	5.5	0.91
1,2-Dichloropropane	ND	5.5	0.85
Bromodichloromethane	ND	5.5	0.92
Dibromomethane	ND	5.5	0.84
4-Methyl-2-Pentanone	ND	11	1.1
cis-1,3-Dichloropropene	ND	5.5	0.66
Toluene	ND	5.5	0.78
trans-1,3-Dichloropropene	ND	5.5	0.71
1,1,2-Trichloroethane	ND	5.5	0.68
2-Hexanone	ND	11	0.96
1,3-Dichloropropane	ND	5.5	0.92
Tetrachloroethene	ND	5.5	0.57
Dibromochloromethane	ND	5.5	0.56
1,2-Dibromoethane	ND	5.5	0.71
Chlorobenzene	ND	5.5	0.75
1,1,1,2-Tetrachloroethane	ND	5.5	0.68
Ethylbenzene	ND	5.5	0.74
m,p-Xylenes	ND	5.5	1.4
o-Xylene	ND	5.5	0.68
Styrene	ND	5.5	0.63
Bromoform	ND	5.5	0.43
Isopropylbenzene	0.95 J	5.5	0.55
1,1,2,2-Tetrachloroethane	ND	5.5	0.45
1,2,3-Trichloropropane	ND	5.5	0.63
Propylbenzene	0.89 J	5.5	0.49

J= Estimated value
 ND= Not Detected at or above MDL
 RL= Reporting Limit
 MDL= Method Detection Limit

Purgeable Organics by GC/MS

Lab #:	263357	Location:	Port Oak CNG
Client:	Weiss Associates	Prep:	EPA 5035
Project#:	259-1971.15	Analysis:	EPA 8260B
Field ID:	CNG-B4-5A	Diln Fac:	0.9276
Lab ID:	263357-003	Batch#:	218730
Matrix:	Soil	Sampled:	12/15/14
Units:	ug/Kg	Received:	12/15/14
Basis:	dry	Analyzed:	12/20/14

Analyte	Result	RL	MDL
Bromobenzene	ND	5.5	0.58
1,3,5-Trimethylbenzene	ND	5.5	0.62
2-Chlorotoluene	ND	5.5	0.74
4-Chlorotoluene	ND	5.5	0.71
tert-Butylbenzene	ND	5.5	0.44
1,2,4-Trimethylbenzene	ND	5.5	0.65
sec-Butylbenzene	2.5 J	5.5	0.46
para-Isopropyl Toluene	ND	5.5	0.46
1,3-Dichlorobenzene	ND	5.5	0.48
1,4-Dichlorobenzene	ND	5.5	0.59
n-Butylbenzene	ND	5.5	0.42
1,2-Dichlorobenzene	ND	5.5	0.58
1,2-Dibromo-3-Chloropropane	ND	5.5	1.0
1,2,4-Trichlorobenzene	ND	5.5	0.46
Hexachlorobutadiene	ND	5.5	0.33
Naphthalene	ND	5.5	0.34
1,2,3-Trichlorobenzene	ND	5.5	0.47

Surrogate	%REC	Limits
Dibromofluoromethane	110	76-128
1,2-Dichloroethane-d4	131	80-137
Toluene-d8	105	80-120
Bromofluorobenzene	125	79-128

J= Estimated value
 ND= Not Detected at or above MDL
 RL= Reporting Limit
 MDL= Method Detection Limit

Purgeable Organics by GC/MS

Lab #:	263357	Location:	Port Oak CNG
Client:	Weiss Associates	Prep:	EPA 5035
Project#:	259-1971.15	Analysis:	EPA 8260B
Field ID:	CNG-B4-5B	Diln Fac:	0.7418
Lab ID:	263357-004	Batch#:	218754
Matrix:	Soil	Sampled:	12/15/14
Units:	ug/Kg	Received:	12/15/14
Basis:	dry	Analyzed:	12/22/14

Moisture: 15%

Analyte	Result	RL	MDL
Freon 12	ND	8.7	0.35
Chloromethane	ND	8.7	0.90
Vinyl Chloride	ND	8.7	0.81
Bromomethane	ND	8.7	1.0
Chloroethane	ND	8.7	0.43
Trichlorofluoromethane	ND	4.4	0.61
Acetone	53	17	1.6
Freon 113	ND	4.4	0.38
1,1-Dichloroethene	ND	4.4	0.82
Methylene Chloride	ND	17	0.97
Carbon Disulfide	ND	4.4	0.76
MTBE	ND	4.4	0.87
trans-1,2-Dichloroethene	ND	4.4	0.73
Vinyl Acetate	ND	44	0.63
1,1-Dichloroethane	ND	4.4	1.0
2-Butanone	8.8	8.7	1.2
cis-1,2-Dichloroethene	ND	4.4	0.76
2,2-Dichloropropane	ND	4.4	0.94
Chloroform	ND	4.4	1.1
Bromochloromethane	ND	4.4	0.82
1,1,1-Trichloroethane	ND	4.4	0.70
1,1-Dichloropropene	ND	4.4	0.55
Carbon Tetrachloride	ND	4.4	0.42
1,2-Dichloroethane	ND	4.4	0.81
Benzene	ND	4.4	0.79
Trichloroethene	ND	4.4	0.73
1,2-Dichloropropane	ND	4.4	0.68
Bromodichloromethane	ND	4.4	0.74
Dibromomethane	ND	4.4	0.67
4-Methyl-2-Pentanone	ND	8.7	0.89
cis-1,3-Dichloropropene	ND	4.4	0.53
Toluene	ND	4.4	0.62
trans-1,3-Dichloropropene	ND	4.4	0.57
1,1,2-Trichloroethane	ND	4.4	0.54
2-Hexanone	ND	8.7	0.77
1,3-Dichloropropane	ND	4.4	0.74
Tetrachloroethene	ND	4.4	0.46
Dibromochloromethane	ND	4.4	0.45
1,2-Dibromoethane	ND	4.4	0.57
Chlorobenzene	ND	4.4	0.60
1,1,1,2-Tetrachloroethane	ND	4.4	0.54
Ethylbenzene	ND	4.4	0.59
m,p-Xylenes	ND	4.4	1.1
o-Xylene	ND	4.4	0.55
Styrene	ND	4.4	0.50
Bromoform	ND	4.4	0.34
Isopropylbenzene	1.1 J	4.4	0.44
1,1,2,2-Tetrachloroethane	ND	4.4	0.36
1,2,3-Trichloropropane	ND	4.4	0.51
Propylbenzene	1.2 J	4.4	0.39

J= Estimated value
 ND= Not Detected at or above MDL
 RL= Reporting Limit
 MDL= Method Detection Limit

Purgeable Organics by GC/MS			
Lab #:	263357	Location:	Port Oak CNG
Client:	Weiss Associates	Prep:	EPA 5035
Project#:	259-1971.15	Analysis:	EPA 8260B
Field ID:	CNG-B4-5B	Diln Fac:	0.7418
Lab ID:	263357-004	Batch#:	218754
Matrix:	Soil	Sampled:	12/15/14
Units:	ug/Kg	Received:	12/15/14
Basis:	dry	Analyzed:	12/22/14

Analyte	Result	RL	MDL
Bromobenzene	ND	4.4	0.46
1,3,5-Trimethylbenzene	ND	4.4	0.50
2-Chlorotoluene	ND	4.4	0.59
4-Chlorotoluene	ND	4.4	0.56
tert-Butylbenzene	0.45 J	4.4	0.35
1,2,4-Trimethylbenzene	ND	4.4	0.52
sec-Butylbenzene	2.8 J	4.4	0.37
para-Isopropyl Toluene	ND	4.4	0.37
1,3-Dichlorobenzene	ND	4.4	0.39
1,4-Dichlorobenzene	ND	4.4	0.47
n-Butylbenzene	ND	4.4	0.33
1,2-Dichlorobenzene	ND	4.4	0.46
1,2-Dibromo-3-Chloropropane	ND	4.4	0.82
1,2,4-Trichlorobenzene	ND	4.4	0.36
Hexachlorobutadiene	ND	4.4	0.26
Naphthalene	3.2 J	4.4	0.27
1,2,3-Trichlorobenzene	ND	4.4	0.37

Surrogate	%REC	Limits
Dibromofluoromethane	108	76-128
1,2-Dichloroethane-d4	132	80-137
Toluene-d8	97	80-120
Bromofluorobenzene	121	79-128

J= Estimated value
 ND= Not Detected at or above MDL
 RL= Reporting Limit
 MDL= Method Detection Limit

Purgeable Organics by GC/MS

Lab #:	263357	Location:	Port Oak CNG
Client:	Weiss Associates	Prep:	EPA 5035
Project#:	259-1971.15	Analysis:	EPA 8260B
Field ID:	CNG-B4-7'	Diln Fac:	0.7321
Lab ID:	263357-005	Batch#:	218730
Matrix:	Soil	Sampled:	12/15/14
Units:	ug/Kg	Received:	12/15/14
Basis:	dry	Analyzed:	12/20/14

Moisture: 16%

Analyte	Result	RL	MDL
Freon 12	ND	8.7	0.35
Chloromethane	ND	8.7	0.90
Vinyl Chloride	ND	8.7	0.81
Bromomethane	ND	8.7	1.0
Chloroethane	ND	8.7	0.43
Trichlorofluoromethane	ND	4.4	0.61
Acetone	23	17	1.6
Freon 113	ND	4.4	0.38
1,1-Dichloroethene	ND	4.4	0.82
Methylene Chloride	ND	17	0.97
Carbon Disulfide	ND	4.4	0.76
MTBE	ND	4.4	0.87
trans-1,2-Dichloroethene	ND	4.4	0.73
Vinyl Acetate	ND	44	0.63
1,1-Dichloroethane	ND	4.4	1.0
2-Butanone	6.5 J	8.7	1.2
cis-1,2-Dichloroethene	ND	4.4	0.76
2,2-Dichloropropane	ND	4.4	0.94
Chloroform	ND	4.4	1.1
Bromochloromethane	ND	4.4	0.81
1,1,1-Trichloroethane	ND	4.4	0.70
1,1-Dichloropropene	ND	4.4	0.55
Carbon Tetrachloride	ND	4.4	0.42
1,2-Dichloroethane	ND	4.4	0.81
Benzene	ND	4.4	0.79
Trichloroethene	ND	4.4	0.73
1,2-Dichloropropane	ND	4.4	0.68
Bromodichloromethane	ND	4.4	0.74
Dibromomethane	ND	4.4	0.67
4-Methyl-2-Pentanone	ND	8.7	0.89
cis-1,3-Dichloropropene	ND	4.4	0.53
Toluene	ND	4.4	0.62
trans-1,3-Dichloropropene	ND	4.4	0.57
1,1,2-Trichloroethane	ND	4.4	0.54
2-Hexanone	ND	8.7	0.77
1,3-Dichloropropane	ND	4.4	0.74
Tetrachloroethene	ND	4.4	0.46
Dibromochloromethane	ND	4.4	0.45
1,2-Dibromoethane	ND	4.4	0.57
Chlorobenzene	ND	4.4	0.60
1,1,1,2-Tetrachloroethane	ND	4.4	0.54
Ethylbenzene	ND	4.4	0.59
m,p-Xylenes	ND	4.4	1.1
o-Xylene	ND	4.4	0.55
Styrene	ND	4.4	0.50
Bromoform	ND	4.4	0.34
Isopropylbenzene	ND	4.4	0.44
1,1,2,2-Tetrachloroethane	ND	4.4	0.36
1,2,3-Trichloropropane	ND	4.4	0.51
Propylbenzene	ND	4.4	0.39

J= Estimated value
 ND= Not Detected at or above MDL
 RL= Reporting Limit
 MDL= Method Detection Limit

Purgeable Organics by GC/MS			
Lab #:	263357	Location:	Port Oak CNG
Client:	Weiss Associates	Prep:	EPA 5035
Project#:	259-1971.15	Analysis:	EPA 8260B
Field ID:	CNG-B4-7'	Diln Fac:	0.7321
Lab ID:	263357-005	Batch#:	218730
Matrix:	Soil	Sampled:	12/15/14
Units:	ug/Kg	Received:	12/15/14
Basis:	dry	Analyzed:	12/20/14

Analyte	Result	RL	MDL
Bromobenzene	ND	4.4	0.46
1,3,5-Trimethylbenzene	ND	4.4	0.49
2-Chlorotoluene	ND	4.4	0.59
4-Chlorotoluene	ND	4.4	0.56
tert-Butylbenzene	ND	4.4	0.35
1,2,4-Trimethylbenzene	ND	4.4	0.52
sec-Butylbenzene	ND	4.4	0.36
para-Isopropyl Toluene	ND	4.4	0.37
1,3-Dichlorobenzene	ND	4.4	0.39
1,4-Dichlorobenzene	ND	4.4	0.47
n-Butylbenzene	ND	4.4	0.33
1,2-Dichlorobenzene	ND	4.4	0.46
1,2-Dibromo-3-Chloropropane	ND	4.4	0.82
1,2,4-Trichlorobenzene	ND	4.4	0.36
Hexachlorobutadiene	ND	4.4	0.26
Naphthalene	ND	4.4	0.27
1,2,3-Trichlorobenzene	ND	4.4	0.37

Surrogate	%REC	Limits
Dibromofluoromethane	109	76-128
1,2-Dichloroethane-d4	125	80-137
Toluene-d8	116	80-120
Bromofluorobenzene	117	79-128

J= Estimated value
 ND= Not Detected at or above MDL
 RL= Reporting Limit
 MDL= Method Detection Limit

Purgeable Organics by GC/MS

Lab #:	263357	Location:	Port Oak CNG
Client:	Weiss Associates	Prep:	EPA 5035
Project#:	259-1971.15	Analysis:	EPA 8260B
Field ID:	CNG-B3-1'	Diln Fac:	0.8013
Lab ID:	263357-006	Batch#:	218622
Matrix:	Soil	Sampled:	12/15/14
Units:	ug/Kg	Received:	12/15/14
Basis:	dry	Analyzed:	12/18/14

Moisture: 15%

Analyte	Result	RL	MDL
Freon 12	ND	9.4	0.64
Chloromethane	ND	9.4	0.47
Vinyl Chloride	ND	9.4	0.46
Bromomethane	ND	9.4	0.59
Chloroethane	ND	9.4	0.80
Trichlorofluoromethane	ND	4.7	0.31
Acetone	8.6 J	19	2.3
Freon 113	ND	4.7	0.61
1,1-Dichloroethene	ND	4.7	1.2
Methylene Chloride	ND	19	2.9
Carbon Disulfide	ND	4.7	0.57
MTBE	ND	4.7	0.95
trans-1,2-Dichloroethene	ND	4.7	0.59
Vinyl Acetate	ND	47	2.2
1,1-Dichloroethane	ND	4.7	1.4
2-Butanone	ND	9.4	1.1
cis-1,2-Dichloroethene	ND	4.7	0.69
2,2-Dichloropropane	ND	4.7	1.1
Chloroform	ND	4.7	0.65
Bromochloromethane	ND	4.7	0.70
1,1,1-Trichloroethane	ND	4.7	0.73
1,1-Dichloropropene	ND	4.7	0.75
Carbon Tetrachloride	ND	4.7	0.87
1,2-Dichloroethane	ND	4.7	0.67
Benzene	ND	4.7	0.65
Trichloroethene	ND	4.7	0.71
1,2-Dichloropropane	ND	4.7	0.45
Bromodichloromethane	ND	4.7	0.57
Dibromomethane	ND	4.7	0.58
4-Methyl-2-Pentanone	ND	9.4	0.68
cis-1,3-Dichloropropene	ND	4.7	0.35
Toluene	ND	4.7	0.44
trans-1,3-Dichloropropene	ND	4.7	0.44
1,1,2-Trichloroethane	ND	4.7	0.50
2-Hexanone	ND	9.4	0.52
1,3-Dichloropropane	ND	4.7	0.41
Tetrachloroethene	ND	4.7	0.63
Dibromochloromethane	ND	4.7	0.35
1,2-Dibromoethane	ND	4.7	0.47
Chlorobenzene	ND	4.7	0.33
1,1,1,2-Tetrachloroethane	ND	4.7	0.33
Ethylbenzene	ND	4.7	0.58
m,p-Xylenes	ND	4.7	1.2
o-Xylene	ND	4.7	0.64
Styrene	ND	4.7	0.69
Bromoform	ND	4.7	0.45
Isopropylbenzene	ND	4.7	0.62
1,1,2,2-Tetrachloroethane	ND	4.7	0.27
1,2,3-Trichloropropane	ND	4.7	0.48

*= Value outside of QC limits; see narrative

J= Estimated value

ND= Not Detected at or above MDL

RL= Reporting Limit

MDL= Method Detection Limit

Purgeable Organics by GC/MS			
Lab #:	263357	Location:	Port Oak CNG
Client:	Weiss Associates	Prep:	EPA 5035
Project#:	259-1971.15	Analysis:	EPA 8260B
Field ID:	CNG-B3-1'	Diln Fac:	0.8013
Lab ID:	263357-006	Batch#:	218622
Matrix:	Soil	Sampled:	12/15/14
Units:	ug/Kg	Received:	12/15/14
Basis:	dry	Analyzed:	12/18/14

Analyte	Result	RL	MDL
Propylbenzene	ND	4.7	0.73
Bromobenzene	ND	4.7	0.36
1,3,5-Trimethylbenzene	ND	4.7	0.59
2-Chlorotoluene	ND	4.7	0.58
4-Chlorotoluene	ND	4.7	0.48
tert-Butylbenzene	ND	4.7	0.74
1,2,4-Trimethylbenzene	ND	4.7	0.58
sec-Butylbenzene	ND	4.7	0.61
para-Isopropyl Toluene	ND	4.7	0.61
1,3-Dichlorobenzene	ND	4.7	0.33
1,4-Dichlorobenzene	ND	4.7	0.49
n-Butylbenzene	ND	4.7	0.59
1,2-Dichlorobenzene	ND	4.7	1.5
1,2-Dibromo-3-Chloropropane	ND	4.7	0.54
1,2,4-Trichlorobenzene	ND	4.7	0.60
Hexachlorobutadiene	ND	4.7	0.69
Naphthalene	ND	4.7	0.48
1,2,3-Trichlorobenzene	ND	4.7	0.55

Surrogate	%REC	Limits
Dibromofluoromethane	145 *	76-128
1,2-Dichloroethane-d4	167 *	80-137
Toluene-d8	94	80-120
Bromofluorobenzene	117	79-128

*= Value outside of QC limits; see narrative
 J= Estimated value
 ND= Not Detected at or above MDL
 RL= Reporting Limit
 MDL= Method Detection Limit

Purgeable Organics by GC/MS

Lab #:	263357	Location:	Port Oak CNG
Client:	Weiss Associates	Prep:	EPA 5035
Project#:	259-1971.15	Analysis:	EPA 8260B
Field ID:	CNG-B3-5'	Diln Fac:	0.8091
Lab ID:	263357-007	Batch#:	218730
Matrix:	Soil	Sampled:	12/15/14
Units:	ug/Kg	Received:	12/15/14
Basis:	dry	Analyzed:	12/20/14

Moisture: 16%

Analyte	Result	RL	MDL
Freon 12	ND	9.6	0.38
Chloromethane	ND	9.6	1.0
Vinyl Chloride	ND	9.6	0.90
Bromomethane	ND	9.6	1.1
Chloroethane	ND	9.6	0.48
Trichlorofluoromethane	ND	4.8	0.67
Acetone	32	19	1.8
Freon 113	ND	4.8	0.42
1,1-Dichloroethene	ND	4.8	0.91
Methylene Chloride	ND	19	1.1
Carbon Disulfide	ND	4.8	0.84
MTBE	ND	4.8	0.96
trans-1,2-Dichloroethene	ND	4.8	0.81
Vinyl Acetate	ND	48	0.69
1,1-Dichloroethane	ND	4.8	1.1
2-Butanone	5.1 J	9.6	1.3
cis-1,2-Dichloroethene	ND	4.8	0.84
2,2-Dichloropropane	ND	4.8	1.0
Chloroform	ND	4.8	1.2
Bromochloromethane	ND	4.8	0.90
1,1,1-Trichloroethane	ND	4.8	0.78
1,1-Dichloropropene	ND	4.8	0.60
Carbon Tetrachloride	ND	4.8	0.46
1,2-Dichloroethane	ND	4.8	0.89
Benzene	ND	4.8	0.87
Trichloroethene	ND	4.8	0.80
1,2-Dichloropropane	ND	4.8	0.75
Bromodichloromethane	ND	4.8	0.81
Dibromomethane	ND	4.8	0.74
4-Methyl-2-Pentanone	ND	9.6	0.98
cis-1,3-Dichloropropene	ND	4.8	0.58
Toluene	ND	4.8	0.69
trans-1,3-Dichloropropene	ND	4.8	0.63
1,1,2-Trichloroethane	ND	4.8	0.60
2-Hexanone	ND	9.6	0.85
1,3-Dichloropropane	ND	4.8	0.81
Tetrachloroethene	ND	4.8	0.50
Dibromochloromethane	ND	4.8	0.50
1,2-Dibromoethane	ND	4.8	0.63
Chlorobenzene	ND	4.8	0.66
1,1,1,2-Tetrachloroethane	ND	4.8	0.60
Ethylbenzene	ND	4.8	0.65
m,p-Xylenes	ND	4.8	1.2
o-Xylene	ND	4.8	0.60
Styrene	ND	4.8	0.55
Bromoform	ND	4.8	0.38
Isopropylbenzene	ND	4.8	0.48
1,1,2,2-Tetrachloroethane	ND	4.8	0.39
1,2,3-Trichloropropane	ND	4.8	0.56
Propylbenzene	ND	4.8	0.43

J= Estimated value
 ND= Not Detected at or above MDL
 RL= Reporting Limit
 MDL= Method Detection Limit

Purgeable Organics by GC/MS

Lab #:	263357	Location:	Port Oak CNG
Client:	Weiss Associates	Prep:	EPA 5035
Project#:	259-1971.15	Analysis:	EPA 8260B
Field ID:	CNG-B3-5'	Diln Fac:	0.8091
Lab ID:	263357-007	Batch#:	218730
Matrix:	Soil	Sampled:	12/15/14
Units:	ug/Kg	Received:	12/15/14
Basis:	dry	Analyzed:	12/20/14

Analyte	Result	RL	MDL
Bromobenzene	ND	4.8	0.51
1,3,5-Trimethylbenzene	ND	4.8	0.55
2-Chlorotoluene	ND	4.8	0.65
4-Chlorotoluene	ND	4.8	0.62
tert-Butylbenzene	ND	4.8	0.39
1,2,4-Trimethylbenzene	ND	4.8	0.58
sec-Butylbenzene	ND	4.8	0.40
para-Isopropyl Toluene	ND	4.8	0.41
1,3-Dichlorobenzene	ND	4.8	0.43
1,4-Dichlorobenzene	ND	4.8	0.52
n-Butylbenzene	ND	4.8	0.37
1,2-Dichlorobenzene	ND	4.8	0.51
1,2-Dibromo-3-Chloropropane	ND	4.8	0.90
1,2,4-Trichlorobenzene	ND	4.8	0.40
Hexachlorobutadiene	ND	4.8	0.29
Naphthalene	ND	4.8	0.30
1,2,3-Trichlorobenzene	ND	4.8	0.41

Surrogate	%REC	Limits
Dibromofluoromethane	99	76-128
1,2-Dichloroethane-d4	124	80-137
Toluene-d8	109	80-120
Bromofluorobenzene	122	79-128

J= Estimated value
 ND= Not Detected at or above MDL
 RL= Reporting Limit
 MDL= Method Detection Limit

Purgeable Organics by GC/MS

Lab #:	263357	Location:	Port Oak CNG
Client:	Weiss Associates	Prep:	EPA 5035
Project#:	259-1971.15	Analysis:	EPA 8260B
Field ID:	CNG-B3-7'	Diln Fac:	140.4
Lab ID:	263357-008	Batch#:	218592
Matrix:	Soil	Sampled:	12/15/14
Units:	ug/Kg	Received:	12/15/14
Basis:	dry	Analyzed:	12/19/14

Moisture: 15%

Analyte	Result	RL	MDL
Freon 12	ND	1,700	130
Chloromethane	ND	1,700	120
Vinyl Chloride	ND	1,700	110
Bromomethane	ND	1,700	65
Chloroethane	ND	1,700	38
Trichlorofluoromethane	ND	830	92
Acetone	ND	3,300	74
Freon 113	ND	830	86
1,1-Dichloroethene	ND	830	100
Methylene Chloride	ND	3,300	170
Carbon Disulfide	ND	830	120
MTBE	ND	830	170
trans-1,2-Dichloroethene	ND	830	150
Vinyl Acetate	ND	8,300	180
1,1-Dichloroethane	ND	830	170
2-Butanone	ND	1,700	130
cis-1,2-Dichloroethene	ND	830	54
2,2-Dichloropropane	ND	830	62
Chloroform	ND	830	80
Bromochloromethane	ND	830	39
1,1,1-Trichloroethane	ND	830	42
1,1-Dichloropropene	ND	830	44
Carbon Tetrachloride	ND	830	46
1,2-Dichloroethane	ND	830	68
Benzene	ND	830	44
Trichloroethene	ND	830	56
1,2-Dichloropropane	ND	830	59
Bromodichloromethane	ND	830	43
Dibromomethane	ND	830	34
4-Methyl-2-Pentanone	ND	1,700	52
cis-1,3-Dichloropropene	ND	830	27
Toluene	ND	830	20
trans-1,3-Dichloropropene	ND	830	28
1,1,2-Trichloroethane	ND	830	55
2-Hexanone	ND	1,700	51
1,3-Dichloropropane	ND	830	36
Tetrachloroethene	ND	830	36
Dibromochloromethane	ND	830	34
1,2-Dibromoethane	ND	830	33
Chlorobenzene	ND	830	42
1,1,1,2-Tetrachloroethane	ND	830	38
Ethylbenzene	ND	830	39
m,p-Xylenes	ND	830	68
o-Xylene	ND	830	44
Styrene	ND	830	39
Bromoform	ND	830	26
Isopropylbenzene	ND	830	37
1,1,2,2-Tetrachloroethane	ND	830	37
1,2,3-Trichloropropane	ND	830	62
Propylbenzene	ND	830	37

J= Estimated value
 ND= Not Detected at or above MDL
 RL= Reporting Limit
 MDL= Method Detection Limit

Purgeable Organics by GC/MS

Lab #:	263357	Location:	Port Oak CNG
Client:	Weiss Associates	Prep:	EPA 5035
Project#:	259-1971.15	Analysis:	EPA 8260B
Field ID:	CNG-B3-7'	Diln Fac:	140.4
Lab ID:	263357-008	Batch#:	218592
Matrix:	Soil	Sampled:	12/15/14
Units:	ug/Kg	Received:	12/15/14
Basis:	dry	Analyzed:	12/19/14

Analyte	Result	RL	MDL
Bromobenzene	ND	830	25
1,3,5-Trimethylbenzene	ND	830	160
2-Chlorotoluene	ND	830	36
4-Chlorotoluene	ND	830	150
tert-Butylbenzene	53 J	830	42
1,2,4-Trimethylbenzene	ND	830	23
sec-Butylbenzene	150 J	830	39
para-Isopropyl Toluene	ND	830	35
1,3-Dichlorobenzene	ND	830	44
1,4-Dichlorobenzene	ND	830	37
n-Butylbenzene	ND	830	45
1,2-Dichlorobenzene	ND	830	44
1,2-Dibromo-3-Chloropropane	ND	830	82
1,2,4-Trichlorobenzene	ND	830	200
Hexachlorobutadiene	ND	830	170
Naphthalene	910	830	32
1,2,3-Trichlorobenzene	ND	830	37

Surrogate	%REC	Limits
Dibromofluoromethane	101	76-128
1,2-Dichloroethane-d4	122	80-137
Toluene-d8	98	80-120
Bromofluorobenzene	122	79-128

J= Estimated value
 ND= Not Detected at or above MDL
 RL= Reporting Limit
 MDL= Method Detection Limit

Batch QC Report

Purgeable Organics by GC/MS			
Lab #:	263357	Location:	Port Oak CNG
Client:	Weiss Associates	Prep:	EPA 5035
Project#:	259-1971.15	Analysis:	EPA 8260B
Type:	BLANK	Diln Fac:	1.000
Lab ID:	QC770152	Batch#:	218592
Matrix:	Soil	Analyzed:	12/18/14
Units:	ug/Kg		

Analyte	Result	RL	MDL
Freon 12	ND	10	0.40
Chloromethane	ND	10	1.0
Vinyl Chloride	ND	10	0.93
Bromomethane	ND	10	1.2
Chloroethane	ND	10	0.50
Trichlorofluoromethane	ND	5.0	0.70
Acetone	ND	20	1.8
Freon 113	ND	5.0	0.44
1,1-Dichloroethene	ND	5.0	0.94
Methylene Chloride	ND	20	1.1
Carbon Disulfide	ND	5.0	0.87
MTBE	ND	5.0	1.0
trans-1,2-Dichloroethene	ND	5.0	0.84
Vinyl Acetate	ND	50	0.72
1,1-Dichloroethane	ND	5.0	1.2
2-Butanone	ND	10	1.3
cis-1,2-Dichloroethene	ND	5.0	0.87
2,2-Dichloropropane	ND	5.0	1.1
Chloroform	ND	5.0	1.3
Bromochloromethane	ND	5.0	0.93
1,1,1-Trichloroethane	ND	5.0	0.81
1,1-Dichloropropene	ND	5.0	0.63
Carbon Tetrachloride	ND	5.0	0.48
1,2-Dichloroethane	ND	5.0	0.93
Benzene	ND	5.0	0.90
Trichloroethene	ND	5.0	0.84
1,2-Dichloropropane	ND	5.0	0.78
Bromodichloromethane	ND	5.0	0.85
Dibromomethane	ND	5.0	0.77
4-Methyl-2-Pentanone	ND	10	1.0
cis-1,3-Dichloropropene	ND	5.0	0.61
Toluene	ND	5.0	0.71
trans-1,3-Dichloropropene	ND	5.0	0.65
1,1,2-Trichloroethane	ND	5.0	0.62
2-Hexanone	ND	10	0.88
1,3-Dichloropropane	ND	5.0	0.84
Tetrachloroethene	ND	5.0	0.52
Dibromochloromethane	ND	5.0	0.51
1,2-Dibromoethane	ND	5.0	0.65
Chlorobenzene	ND	5.0	0.69
1,1,1,2-Tetrachloroethane	ND	5.0	0.62
Ethylbenzene	ND	5.0	0.68
m,p-Xylenes	ND	5.0	1.3
o-Xylene	ND	5.0	0.63
Styrene	ND	5.0	0.58
Bromoform	ND	5.0	0.39
Isopropylbenzene	ND	5.0	0.50
1,1,2,2-Tetrachloroethane	ND	5.0	0.41
1,2,3-Trichloropropane	ND	5.0	0.58
Propylbenzene	ND	5.0	0.45
Bromobenzene	ND	5.0	0.53
1,3,5-Trimethylbenzene	ND	5.0	0.57
2-Chlorotoluene	ND	5.0	0.68

ND= Not Detected at or above MDL

RL= Reporting Limit

MDL= Method Detection Limit

Batch QC Report

Purgeable Organics by GC/MS			
Lab #:	263357	Location:	Port Oak CNG
Client:	Weiss Associates	Prep:	EPA 5035
Project#:	259-1971.15	Analysis:	EPA 8260B
Type:	BLANK	Diln Fac:	1.000
Lab ID:	QC770152	Batch#:	218592
Matrix:	Soil	Analyzed:	12/18/14
Units:	ug/Kg		

Analyte	Result	RL	MDL
4-Chlorotoluene	ND	5.0	0.65
tert-Butylbenzene	ND	5.0	0.40
1,2,4-Trimethylbenzene	ND	5.0	0.60
sec-Butylbenzene	ND	5.0	0.42
para-Isopropyl Toluene	ND	5.0	0.42
1,3-Dichlorobenzene	ND	5.0	0.44
1,4-Dichlorobenzene	ND	5.0	0.54
n-Butylbenzene	ND	5.0	0.38
1,2-Dichlorobenzene	ND	5.0	0.53
1,2-Dibromo-3-Chloropropane	ND	5.0	0.94
1,2,4-Trichlorobenzene	ND	5.0	0.42
Hexachlorobutadiene	ND	5.0	0.30
Naphthalene	ND	5.0	0.31
1,2,3-Trichlorobenzene	ND	5.0	0.43

Surrogate	%REC	Limits
Dibromofluoromethane	103	76-128
1,2-Dichloroethane-d4	111	80-137
Toluene-d8	111	80-120
Bromofluorobenzene	116	79-128

ND= Not Detected at or above MDL
 RL= Reporting Limit
 MDL= Method Detection Limit

Batch QC Report

Purgeable Organics by GC/MS			
Lab #:	263357	Location:	Port Oak CNG
Client:	Weiss Associates	Prep:	EPA 5035
Project#:	259-1971.15	Analysis:	EPA 8260B
Matrix:	Soil	Batch#:	218592
Units:	ug/Kg	Analyzed:	12/18/14
Diln Fac:	1.000		

Type: BS Lab ID: QC770153

Analyte	Spiked	Result	%REC	Limits
1,1-Dichloroethene	20.00	19.15	96	68-135
Benzene	20.00	19.92	100	80-127
Trichloroethene	20.00	21.83	109	77-129
Toluene	20.00	21.11	106	79-125
Chlorobenzene	20.00	20.98	105	78-120

Surrogate	%REC	Limits
Dibromofluoromethane	93	76-128
1,2-Dichloroethane-d4	113	80-137
Toluene-d8	103	80-120
Bromofluorobenzene	104	79-128

Type: BSD Lab ID: QC770154

Analyte	Spiked	Result	%REC	Limits	RPD	Lim
1,1-Dichloroethene	20.00	18.04	90	68-135	6	35
Benzene	20.00	20.14	101	80-127	1	20
Trichloroethene	20.00	20.87	104	77-129	4	20
Toluene	20.00	23.32	117	79-125	10	23
Chlorobenzene	20.00	20.90	104	78-120	0	20

Surrogate	%REC	Limits
Dibromofluoromethane	97	76-128
1,2-Dichloroethane-d4	109	80-137
Toluene-d8	113	80-120
Bromofluorobenzene	108	79-128

RPD= Relative Percent Difference

Batch QC Report

Purgeable Organics by GC/MS			
Lab #:	263357	Location:	Port Oak CNG
Client:	Weiss Associates	Prep:	EPA 5035
Project#:	259-1971.15	Analysis:	EPA 8260B
Type:	BLANK	Diln Fac:	1.000
Lab ID:	QC770253	Batch#:	218622
Matrix:	Soil	Analyzed:	12/18/14
Units:	ug/Kg		

Analyte	Result	RL	MDL
Freon 12	ND	10	0.68
Chloromethane	ND	10	0.49
Vinyl Chloride	ND	10	0.48
Bromomethane	ND	10	0.63
Chloroethane	ND	10	0.85
Trichlorofluoromethane	ND	5.0	0.33
Acetone	16 J	20	2.4
Freon 113	ND	5.0	0.65
1,1-Dichloroethene	ND	5.0	1.3
Methylene Chloride	ND	20	3.1
Carbon Disulfide	ND	5.0	0.61
MTBE	ND	5.0	1.0
trans-1,2-Dichloroethene	ND	5.0	0.63
Vinyl Acetate	ND	50	2.4
1,1-Dichloroethane	ND	5.0	1.5
2-Butanone	ND	10	1.2
cis-1,2-Dichloroethene	ND	5.0	0.73
2,2-Dichloropropane	ND	5.0	1.1
Chloroform	ND	5.0	0.69
Bromochloromethane	ND	5.0	0.74
1,1,1-Trichloroethane	ND	5.0	0.78
1,1-Dichloropropene	ND	5.0	0.80
Carbon Tetrachloride	ND	5.0	0.93
1,2-Dichloroethane	ND	5.0	0.71
Benzene	ND	5.0	0.69
Trichloroethene	ND	5.0	0.75
1,2-Dichloropropane	ND	5.0	0.47
Bromodichloromethane	ND	5.0	0.61
Dibromomethane	ND	5.0	0.62
4-Methyl-2-Pentanone	ND	10	0.72
cis-1,3-Dichloropropene	ND	5.0	0.37
Toluene	ND	5.0	0.47
trans-1,3-Dichloropropene	ND	5.0	0.47
1,1,2-Trichloroethane	ND	5.0	0.53
2-Hexanone	ND	10	0.55
1,3-Dichloropropane	ND	5.0	0.44
Tetrachloroethene	ND	5.0	0.67
Dibromochloromethane	ND	5.0	0.37
1,2-Dibromoethane	ND	5.0	0.50
Chlorobenzene	ND	5.0	0.35
1,1,1,2-Tetrachloroethane	ND	5.0	0.35
Ethylbenzene	ND	5.0	0.61
m,p-Xylenes	ND	5.0	1.3
o-Xylene	ND	5.0	0.68
Styrene	ND	5.0	0.73
Bromoform	ND	5.0	0.47
Isopropylbenzene	ND	5.0	0.66
1,1,2,2-Tetrachloroethane	ND	5.0	0.29
1,2,3-Trichloropropane	ND	5.0	0.51
Propylbenzene	ND	5.0	0.78
Bromobenzene	ND	5.0	0.38

*= Value outside of QC limits; see narrative

J= Estimated value

ND= Not Detected at or above MDL

RL= Reporting Limit

MDL= Method Detection Limit

Batch QC Report

Purgeable Organics by GC/MS			
Lab #:	263357	Location:	Port Oak CNG
Client:	Weiss Associates	Prep:	EPA 5035
Project#:	259-1971.15	Analysis:	EPA 8260B
Type:	BLANK	Diln Fac:	1.000
Lab ID:	QC770253	Batch#:	218622
Matrix:	Soil	Analyzed:	12/18/14
Units:	ug/Kg		

Analyte	Result	RL	MDL
1,3,5-Trimethylbenzene	ND	5.0	0.62
2-Chlorotoluene	ND	5.0	0.62
4-Chlorotoluene	ND	5.0	0.51
tert-Butylbenzene	ND	5.0	0.79
1,2,4-Trimethylbenzene	ND	5.0	0.61
sec-Butylbenzene	ND	5.0	0.64
para-Isopropyl Toluene	ND	5.0	0.65
1,3-Dichlorobenzene	ND	5.0	0.35
1,4-Dichlorobenzene	ND	5.0	0.52
n-Butylbenzene	ND	5.0	0.63
1,2-Dichlorobenzene	ND	5.0	1.6
1,2-Dibromo-3-Chloropropane	ND	5.0	0.57
1,2,4-Trichlorobenzene	ND	5.0	0.64
Hexachlorobutadiene	ND	5.0	0.74
Naphthalene	ND	5.0	0.51
1,2,3-Trichlorobenzene	ND	5.0	0.59

Surrogate	%REC	Limits
Dibromofluoromethane	129 *	76-128
1,2-Dichloroethane-d4	136	80-137
Toluene-d8	104	80-120
Bromofluorobenzene	117	79-128

*= Value outside of QC limits; see narrative

J= Estimated value

ND= Not Detected at or above MDL

RL= Reporting Limit

MDL= Method Detection Limit

Batch QC Report

Purgeable Organics by GC/MS			
Lab #:	263357	Location:	Port Oak CNG
Client:	Weiss Associates	Prep:	EPA 5030B
Project#:	259-1971.15	Analysis:	EPA 8260B
Field ID:	ZZZZZZZZZZ	Batch#:	218592
MSS Lab ID:	263287-028	Sampled:	12/10/14
Matrix:	Soil	Received:	12/11/14
Units:	ug/Kg	Analyzed:	12/19/14
Basis:	as received		

Type: MS Diln Fac: 0.9524
 Lab ID: QC770422

Analyte	MSS Result	Spiked	Result	%REC	Limits
1,1-Dichloroethene	<0.8881	47.62	37.67	79	46-138
Benzene	<0.8528	47.62	37.96	80	51-125
Trichloroethene	<0.7894	47.62	39.94	84	41-146
Toluene	<0.6723	47.62	41.52	87	45-123
Chlorobenzene	<0.6485	47.62	40.02	84	39-120

Surrogate	%REC	Limits
Dibromofluoromethane	91	76-128
1,2-Dichloroethane-d4	89	80-137
Toluene-d8	100	80-120
Bromofluorobenzene	97	79-128

Type: MSD Diln Fac: 0.9311
 Lab ID: QC770423

Analyte	Spiked	Result	%REC	Limits	RPD	Lim
1,1-Dichloroethene	46.55	36.16	78	46-138	2	51
Benzene	46.55	34.93	75	51-125	6	46
Trichloroethene	46.55	35.84	77	41-146	9	55
Toluene	46.55	38.43	83	45-123	5	59
Chlorobenzene	46.55	35.97	77	39-120	8	54

Surrogate	%REC	Limits
Dibromofluoromethane	91	76-128
1,2-Dichloroethane-d4	95	80-137
Toluene-d8	99	80-120
Bromofluorobenzene	97	79-128

RPD= Relative Percent Difference

Batch QC Report

Purgeable Organics by GC/MS			
Lab #:	263357	Location:	Port Oak CNG
Client:	Weiss Associates	Prep:	EPA 5035
Project#:	259-1971.15	Analysis:	EPA 8260B
Type:	BLANK	Diln Fac:	1.000
Lab ID:	QC770660	Batch#:	218730
Matrix:	Soil	Analyzed:	12/20/14
Units:	ug/Kg		

Analyte	Result	RL	MDL
Freon 12	ND	10	0.40
Chloromethane	ND	10	1.0
Vinyl Chloride	ND	10	0.93
Bromomethane	ND	10	1.2
Chloroethane	ND	10	0.50
Trichlorofluoromethane	ND	5.0	0.70
Acetone	ND	20	1.8
Freon 113	ND	5.0	0.44
1,1-Dichloroethene	ND	5.0	0.94
Methylene Chloride	ND	20	1.1
Carbon Disulfide	ND	5.0	0.87
MTBE	ND	5.0	1.0
trans-1,2-Dichloroethene	ND	5.0	0.84
Vinyl Acetate	ND	50	0.72
1,1-Dichloroethane	ND	5.0	1.2
2-Butanone	ND	10	1.3
cis-1,2-Dichloroethene	ND	5.0	0.87
2,2-Dichloropropane	ND	5.0	1.1
Chloroform	ND	5.0	1.3
Bromochloromethane	ND	5.0	0.93
1,1,1-Trichloroethane	ND	5.0	0.81
1,1-Dichloropropene	ND	5.0	0.63
Carbon Tetrachloride	ND	5.0	0.48
1,2-Dichloroethane	ND	5.0	0.93
Benzene	ND	5.0	0.90
Trichloroethene	ND	5.0	0.84
1,2-Dichloropropane	ND	5.0	0.78
Bromodichloromethane	ND	5.0	0.85
Dibromomethane	ND	5.0	0.77
4-Methyl-2-Pentanone	ND	10	1.0
cis-1,3-Dichloropropene	ND	5.0	0.61
Toluene	ND	5.0	0.71
trans-1,3-Dichloropropene	ND	5.0	0.65
1,1,2-Trichloroethane	ND	5.0	0.62
2-Hexanone	ND	10	0.88
1,3-Dichloropropane	ND	5.0	0.84
Tetrachloroethene	ND	5.0	0.52
Dibromochloromethane	ND	5.0	0.51
1,2-Dibromoethane	ND	5.0	0.65
Chlorobenzene	ND	5.0	0.69
1,1,1,2-Tetrachloroethane	ND	5.0	0.62
Ethylbenzene	ND	5.0	0.68
m,p-Xylenes	ND	5.0	1.3
o-Xylene	ND	5.0	0.63
Styrene	ND	5.0	0.58
Bromoform	ND	5.0	0.39
Isopropylbenzene	ND	5.0	0.50
1,1,2,2-Tetrachloroethane	ND	5.0	0.41
1,2,3-Trichloropropane	ND	5.0	0.58
Propylbenzene	ND	5.0	0.45
Bromobenzene	ND	5.0	0.53
1,3,5-Trimethylbenzene	ND	5.0	0.57

*= Value outside of QC limits; see narrative

ND= Not Detected at or above MDL

RL= Reporting Limit

MDL= Method Detection Limit

Batch QC Report

Purgeable Organics by GC/MS			
Lab #:	263357	Location:	Port Oak CNG
Client:	Weiss Associates	Prep:	EPA 5035
Project#:	259-1971.15	Analysis:	EPA 8260B
Type:	BLANK	Diln Fac:	1.000
Lab ID:	QC770660	Batch#:	218730
Matrix:	Soil	Analyzed:	12/20/14
Units:	ug/Kg		

Analyte	Result	RL	MDL
2-Chlorotoluene	ND	5.0	0.68
4-Chlorotoluene	ND	5.0	0.65
tert-Butylbenzene	ND	5.0	0.40
1,2,4-Trimethylbenzene	ND	5.0	0.60
sec-Butylbenzene	ND	5.0	0.42
para-Isopropyl Toluene	ND	5.0	0.42
1,3-Dichlorobenzene	ND	5.0	0.44
1,4-Dichlorobenzene	ND	5.0	0.54
n-Butylbenzene	ND	5.0	0.38
1,2-Dichlorobenzene	ND	5.0	0.53
1,2-Dibromo-3-Chloropropane	ND	5.0	0.94
1,2,4-Trichlorobenzene	ND	5.0	0.42
Hexachlorobutadiene	ND	5.0	0.30
Naphthalene	ND	5.0	0.31
1,2,3-Trichlorobenzene	ND	5.0	0.43

Surrogate	%REC	Limits
Dibromofluoromethane	101	76-128
1,2-Dichloroethane-d4	112	80-137
Toluene-d8	122 *	80-120
Bromofluorobenzene	126	79-128

*= Value outside of QC limits; see narrative

ND= Not Detected at or above MDL

RL= Reporting Limit

MDL= Method Detection Limit

Batch QC Report

Purgeable Organics by GC/MS			
Lab #:	263357	Location:	Port Oak CNG
Client:	Weiss Associates	Prep:	EPA 5035
Project#:	259-1971.15	Analysis:	EPA 8260B
Type:	LCS	Diln Fac:	1.000
Lab ID:	QC770661	Batch#:	218730
Matrix:	Soil	Analyzed:	12/20/14
Units:	ug/Kg		

Analyte	Spiked	Result	%REC	Limits
1,1-Dichloroethene	20.00	18.63	93	68-135
Benzene	20.00	20.44	102	80-127
Trichloroethene	20.00	19.94	100	77-129
Toluene	20.00	22.14	111	79-125
Chlorobenzene	20.00	20.78	104	78-120

Surrogate	%REC	Limits
Dibromofluoromethane	105	76-128
1,2-Dichloroethane-d4	123	80-137
Toluene-d8	116	80-120
Bromofluorobenzene	114	79-128

Batch QC Report

Purgeable Organics by GC/MS			
Lab #:	263357	Location:	Port Oak CNG
Client:	Weiss Associates	Prep:	EPA 5035
Project#:	259-1971.15	Analysis:	EPA 8260B
Field ID:	ZZZZZZZZZZ	Basis:	as received
MSS Lab ID:	263426-016	Batch#:	218730
Matrix:	Soil	Sampled:	12/16/14
Units:	ug/Kg	Received:	12/18/14

Type: MS Diln Fac: 0.9823
 Lab ID: QC770662 Analyzed: 12/20/14

Analyte	MSS Result	Spiked	Result	%REC	Limits
1,1-Dichloroethene	<0.9018	49.12	39.83	81	46-138
Benzene	<0.8659	49.12	40.24	82	51-125
Trichloroethene	1.647	49.12	42.24	83	41-146
Toluene	<0.6826	49.12	42.63	87	45-123
Chlorobenzene	<0.6584	49.12	39.79	81	39-120

Surrogate	%REC	Limits
Dibromofluoromethane	109	76-128
1,2-Dichloroethane-d4	135	80-137
Toluene-d8	112	80-120
Bromofluorobenzene	105	79-128

Type: MSD Diln Fac: 0.9843
 Lab ID: QC770663 Analyzed: 12/21/14

Analyte	Spiked	Result	%REC	Limits	RPD	Lim
1,1-Dichloroethene	49.21	41.59	85	46-138	4	51
Benzene	49.21	40.28	82	51-125	0	46
Trichloroethene	49.21	41.17	80	41-146	3	55
Toluene	49.21	45.00	91	45-123	5	59
Chlorobenzene	49.21	40.14	82	39-120	1	54

Surrogate	%REC	Limits
Dibromofluoromethane	108	76-128
1,2-Dichloroethane-d4	125	80-137
Toluene-d8	117	80-120
Bromofluorobenzene	122	79-128

RPD= Relative Percent Difference

Batch QC Report

Purgeable Organics by GC/MS			
Lab #:	263357	Location:	Port Oak CNG
Client:	Weiss Associates	Prep:	EPA 5035
Project#:	259-1971.15	Analysis:	EPA 8260B
Type:	BLANK	Diln Fac:	1.000
Lab ID:	QC770749	Batch#:	218754
Matrix:	Soil	Analyzed:	12/22/14
Units:	ug/Kg		

Analyte	Result	RL	MDL
Freon 12	ND	10	0.40
Chloromethane	ND	10	1.0
Vinyl Chloride	ND	10	0.93
Bromomethane	ND	10	1.2
Chloroethane	ND	10	0.50
Trichlorofluoromethane	ND	5.0	0.70
Acetone	ND	20	1.8
Freon 113	ND	5.0	0.44
1,1-Dichloroethene	ND	5.0	0.94
Methylene Chloride	ND	20	1.1
Carbon Disulfide	ND	5.0	0.87
MTBE	ND	5.0	1.0
trans-1,2-Dichloroethene	ND	5.0	0.84
Vinyl Acetate	ND	50	0.72
1,1-Dichloroethane	ND	5.0	1.2
2-Butanone	ND	10	1.3
cis-1,2-Dichloroethene	ND	5.0	0.87
2,2-Dichloropropane	ND	5.0	1.1
Chloroform	ND	5.0	1.3
Bromochloromethane	ND	5.0	0.93
1,1,1-Trichloroethane	ND	5.0	0.81
1,1-Dichloropropene	ND	5.0	0.63
Carbon Tetrachloride	ND	5.0	0.48
1,2-Dichloroethane	ND	5.0	0.93
Benzene	ND	5.0	0.90
Trichloroethene	ND	5.0	0.84
1,2-Dichloropropane	ND	5.0	0.78
Bromodichloromethane	ND	5.0	0.85
Dibromomethane	ND	5.0	0.77
4-Methyl-2-Pentanone	ND	10	1.0
cis-1,3-Dichloropropene	ND	5.0	0.61
Toluene	ND	5.0	0.71
trans-1,3-Dichloropropene	ND	5.0	0.65
1,1,2-Trichloroethane	ND	5.0	0.62
2-Hexanone	ND	10	0.88
1,3-Dichloropropane	ND	5.0	0.84
Tetrachloroethene	ND	5.0	0.52
Dibromochloromethane	ND	5.0	0.51
1,2-Dibromoethane	ND	5.0	0.65
Chlorobenzene	ND	5.0	0.69
1,1,1,2-Tetrachloroethane	ND	5.0	0.62
Ethylbenzene	ND	5.0	0.68
m,p-Xylenes	ND	5.0	1.3
o-Xylene	ND	5.0	0.63
Styrene	ND	5.0	0.58
Bromoform	ND	5.0	0.39
Isopropylbenzene	ND	5.0	0.50
1,1,2,2-Tetrachloroethane	ND	5.0	0.41
1,2,3-Trichloropropane	ND	5.0	0.58
Propylbenzene	ND	5.0	0.45
Bromobenzene	ND	5.0	0.53
1,3,5-Trimethylbenzene	ND	5.0	0.57

*= Value outside of QC limits; see narrative

ND= Not Detected at or above MDL

RL= Reporting Limit

MDL= Method Detection Limit

Batch QC Report

Purgeable Organics by GC/MS			
Lab #:	263357	Location:	Port Oak CNG
Client:	Weiss Associates	Prep:	EPA 5035
Project#:	259-1971.15	Analysis:	EPA 8260B
Type:	BLANK	Diln Fac:	1.000
Lab ID:	QC770749	Batch#:	218754
Matrix:	Soil	Analyzed:	12/22/14
Units:	ug/Kg		

Analyte	Result	RL	MDL
2-Chlorotoluene	ND	5.0	0.68
4-Chlorotoluene	ND	5.0	0.65
tert-Butylbenzene	ND	5.0	0.40
1,2,4-Trimethylbenzene	ND	5.0	0.60
sec-Butylbenzene	ND	5.0	0.42
para-Isopropyl Toluene	ND	5.0	0.42
1,3-Dichlorobenzene	ND	5.0	0.44
1,4-Dichlorobenzene	ND	5.0	0.54
n-Butylbenzene	ND	5.0	0.38
1,2-Dichlorobenzene	ND	5.0	0.53
1,2-Dibromo-3-Chloropropane	ND	5.0	0.94
1,2,4-Trichlorobenzene	ND	5.0	0.42
Hexachlorobutadiene	ND	5.0	0.30
Naphthalene	ND	5.0	0.31
1,2,3-Trichlorobenzene	ND	5.0	0.43

Surrogate	%REC	Limits
Dibromofluoromethane	106	76-128
1,2-Dichloroethane-d4	115	80-137
Toluene-d8	121 *	80-120
Bromofluorobenzene	128	79-128

*= Value outside of QC limits; see narrative

ND= Not Detected at or above MDL

RL= Reporting Limit

MDL= Method Detection Limit

Batch QC Report

Purgeable Organics by GC/MS			
Lab #:	263357	Location:	Port Oak CNG
Client:	Weiss Associates	Prep:	EPA 5035
Project#:	259-1971.15	Analysis:	EPA 8260B
Type:	LCS	Diln Fac:	1.000
Lab ID:	QC770750	Batch#:	218754
Matrix:	Soil	Analyzed:	12/22/14
Units:	ug/Kg		

Analyte	Spiked	Result	%REC	Limits
1,1-Dichloroethene	20.00	17.42	87	68-135
Benzene	20.00	19.24	96	80-127
Trichloroethene	20.00	18.44	92	77-129
Toluene	20.00	18.40	92	79-125
Chlorobenzene	20.00	19.77	99	78-120

Surrogate	%REC	Limits
Dibromofluoromethane	103	76-128
1,2-Dichloroethane-d4	118	80-137
Toluene-d8	106	80-120
Bromofluorobenzene	110	79-128

Batch QC Report

Purgeable Organics by GC/MS			
Lab #:	263357	Location:	Port Oak CNG
Client:	Weiss Associates	Prep:	EPA 5030B
Project#:	259-1971.15	Analysis:	EPA 8260B
Field ID:	ZZZZZZZZZZ	Basis:	as received
MSS Lab ID:	263521-001	Batch#:	218754
Matrix:	Soil	Sampled:	12/18/14
Units:	ug/Kg	Received:	12/18/14

Type: MS Diln Fac: 0.9328
 Lab ID: QC771009 Analyzed: 12/22/14

Analyte	MSS Result	Spiked	Result	%REC	Limits
1,1-Dichloroethene	<0.9070	46.64	37.44	80	46-138
Benzene	<0.8709	46.64	41.24	88	51-125
Trichloroethene	3.241	46.64	48.18	96	41-146
Toluene	<0.6866	46.64	36.41	78	45-123
Chlorobenzene	<0.6622	46.64	34.35	74	39-120

Surrogate	%REC	Limits
Dibromofluoromethane	107	76-128
1,2-Dichloroethane-d4	133	80-137
Toluene-d8	99	80-120
Bromofluorobenzene	111	79-128

Type: MSD Diln Fac: 0.9208
 Lab ID: QC771010 Analyzed: 12/23/14

Analyte	Spiked	Result	%REC	Limits	RPD	Lim
1,1-Dichloroethene	46.04	27.91	61	46-138	28	51
Benzene	46.04	27.84	60	51-125	38	46
Trichloroethene	46.04	32.77	64	41-146	37	55
Toluene	46.04	26.41	57	45-123	31	59
Chlorobenzene	46.04	23.56	51	39-120	36	54

Surrogate	%REC	Limits
Dibromofluoromethane	106	76-128
1,2-Dichloroethane-d4	129	80-137
Toluene-d8	106	80-120
Bromofluorobenzene	110	79-128

RPD= Relative Percent Difference

Semivolatile Organics by GC/MS SIM

Lab #:	263357	Location:	Port Oak CNG
Client:	Weiss Associates	Prep:	EPA 3520C
Project#:	259-1971.15	Analysis:	EPA 8270C-SIM
Field ID:	CNG-B4-W	Batch#:	218600
Lab ID:	263357-010	Sampled:	12/15/14
Matrix:	Water	Received:	12/15/14
Units:	ug/L	Prepared:	12/17/14
Diln Fac:	1.000	Analyzed:	12/19/14

Analyte	Result	RL	MDL
Naphthalene	0.8	0.1	0.02
Acenaphthylene	0.2	0.1	0.02
Acenaphthene	0.4	0.1	0.02
Fluorene	1.2	0.1	0.02
Phenanthrene	2.1	0.1	0.02
Anthracene	0.3	0.1	0.03
Fluoranthene	0.3	0.1	0.02
Pyrene	0.3	0.1	0.02
Benzo(a)anthracene	0.05 J	0.1	0.02
Chrysene	0.04 J	0.1	0.03
Benzo(b)fluoranthene	0.02 J	0.1	0.02
Benzo(k)fluoranthene	ND	0.1	0.02
Benzo(a)pyrene	0.02 J	0.1	0.02
Indeno(1,2,3-cd)pyrene	ND	0.1	0.02
Dibenz(a,h)anthracene	ND	0.1	0.02
Benzo(g,h,i)perylene	ND	0.1	0.03

Surrogate	%REC	Limits
Nitrobenzene-d5	111	50-135
2-Fluorobiphenyl	96	51-120
Terphenyl-d14	83	34-127

J= Estimated value
 ND= Not Detected at or above MDL
 RL= Reporting Limit
 MDL= Method Detection Limit

Semivolatile Organics by GC/MS SIM

Lab #:	263357	Location:	Port Oak CNG
Client:	Weiss Associates	Prep:	EPA 3520C
Project#:	259-1971.15	Analysis:	EPA 8270C-SIM
Field ID:	CNG-B3-W	Batch#:	218600
Lab ID:	263357-011	Sampled:	12/15/14
Matrix:	Water	Received:	12/15/14
Units:	ug/L	Prepared:	12/17/14
Diln Fac:	1.000	Analyzed:	12/19/14

Analyte	Result	RL	MDL
Naphthalene	4.5	0.1	0.02
Acenaphthylene	ND	0.1	0.02
Acenaphthene	0.08 J	0.1	0.02
Fluorene	0.09 J	0.1	0.02
Phenanthrene	0.2	0.1	0.02
Anthracene	0.03 J	0.1	0.03
Fluoranthene	0.05 J	0.1	0.02
Pyrene	0.08 J	0.1	0.02
Benzo(a)anthracene	ND	0.1	0.02
Chrysene	ND	0.1	0.03
Benzo(b)fluoranthene	ND	0.1	0.02
Benzo(k)fluoranthene	ND	0.1	0.02
Benzo(a)pyrene	ND	0.1	0.02
Indeno(1,2,3-cd)pyrene	ND	0.1	0.02
Dibenz(a,h)anthracene	ND	0.1	0.02
Benzo(g,h,i)perylene	ND	0.1	0.03

Surrogate	%REC	Limits
Nitrobenzene-d5	107	50-135
2-Fluorobiphenyl	90	51-120
Terphenyl-d14	58	34-127

J= Estimated value
 ND= Not Detected at or above MDL
 RL= Reporting Limit
 MDL= Method Detection Limit

Batch QC Report
Semivolatile Organics by GC/MS SIM

Lab #:	263357	Location:	Port Oak CNG
Client:	Weiss Associates	Prep:	EPA 3520C
Project#:	259-1971.15	Analysis:	EPA 8270C-SIM
Type:	BLANK	Diln Fac:	1.000
Lab ID:	QC770194	Batch#:	218600
Matrix:	Water	Prepared:	12/17/14
Units:	ug/L	Analyzed:	12/19/14

Analyte	Result	RL	MDL
Naphthalene	ND	0.1	0.02
Acenaphthylene	ND	0.1	0.02
Acenaphthene	ND	0.1	0.02
Fluorene	ND	0.1	0.02
Phenanthrene	ND	0.1	0.02
Anthracene	ND	0.1	0.03
Fluoranthene	ND	0.1	0.02
Pyrene	ND	0.1	0.02
Benzo(a)anthracene	ND	0.1	0.02
Chrysene	ND	0.1	0.03
Benzo(b)fluoranthene	ND	0.1	0.02
Benzo(k)fluoranthene	ND	0.1	0.02
Benzo(a)pyrene	ND	0.1	0.02
Indeno(1,2,3-cd)pyrene	ND	0.1	0.02
Dibenz(a,h)anthracene	ND	0.1	0.02
Benzo(g,h,i)perylene	ND	0.1	0.03

Surrogate	%REC	Limits
Nitrobenzene-d5	111	50-135
2-Fluorobiphenyl	107	51-120
Terphenyl-d14	96	34-127

ND= Not Detected at or above MDL

RL= Reporting Limit

MDL= Method Detection Limit

Batch QC Report

Semivolatile Organics by GC/MS SIM

Lab #:	263357	Location:	Port Oak CNG
Client:	Weiss Associates	Prep:	EPA 3520C
Project#:	259-1971.15	Analysis:	EPA 8270C-SIM
Matrix:	Water	Batch#:	218600
Units:	ug/L	Prepared:	12/17/14
Diln Fac:	1.000	Analyzed:	12/19/14

Type: BS Lab ID: QC770195

Analyte	Spiked	Result	%REC	Limits
Acenaphthene	1.000	0.8980	90	62-120
Pyrene	1.000	0.8377	84	51-121

Surrogate	%REC	Limits
Nitrobenzene-d5	116	50-135
2-Fluorobiphenyl	103	51-120
Terphenyl-d14	92	34-127

Type: BSD Lab ID: QC770196

Analyte	Spiked	Result	%REC	Limits	RPD	Lim
Acenaphthene	1.000	0.8591	86	62-120	4	24
Pyrene	1.000	0.7834	78	51-121	7	23

Surrogate	%REC	Limits
Nitrobenzene-d5	106	50-135
2-Fluorobiphenyl	97	51-120
Terphenyl-d14	85	34-127

RPD= Relative Percent Difference

Semivolatile Organics by GC/MS SIM

Lab #:	263357	Location:	Port Oak CNG
Client:	Weiss Associates	Prep:	EPA 3550B
Project#:	259-1971.15	Analysis:	EPA 8270C-SIM
Field ID:	CNG-B4-1A	Batch#:	218609
Lab ID:	263357-001	Sampled:	12/15/14
Matrix:	Soil	Received:	12/15/14
Units:	mg/Kg	Prepared:	12/17/14
Basis:	dry	Analyzed:	12/18/14
Diln Fac:	2.000		

Moisture: 9%

Analyte	Result	RL	MDL
Naphthalene	ND	0.011	0.0027
Acenaphthylene	0.0038 J	0.011	0.0022
Acenaphthene	ND	0.011	0.0022
Fluorene	ND	0.011	0.0022
Phenanthrene	0.020	0.011	0.0022
Anthracene	0.0039 J	0.011	0.0022
Fluoranthene	0.021	0.011	0.0022
Pyrene	0.023	0.011	0.0022
Benzo(a)anthracene	0.014	0.011	0.0022
Chrysene	0.032	0.011	0.0022
Benzo(b)fluoranthene	0.019	0.011	0.0022
Benzo(k)fluoranthene	0.0055 J	0.011	0.0022
Benzo(a)pyrene	0.019	0.011	0.0022
Indeno(1,2,3-cd)pyrene	0.012	0.011	0.0022
Dibenz(a,h)anthracene	ND	0.011	0.0022
Benzo(g,h,i)perylene	0.012	0.011	0.0022

Surrogate	%REC	Limits
Nitrobenzene-d5	48	46-120
2-Fluorobiphenyl	53	52-120
Terphenyl-d14	55	54-132

J= Estimated value

ND= Not Detected at or above MDL

RL= Reporting Limit

MDL= Method Detection Limit

Semivolatile Organics by GC/MS SIM

Lab #:	263357	Location:	Port Oak CNG
Client:	Weiss Associates	Prep:	EPA 3550B
Project#:	259-1971.15	Analysis:	EPA 8270C-SIM
Field ID:	CNG-B4-1B	Batch#:	218609
Lab ID:	263357-002	Sampled:	12/15/14
Matrix:	Soil	Received:	12/15/14
Units:	mg/Kg	Prepared:	12/17/14
Basis:	dry	Analyzed:	12/18/14
Diln Fac:	1.000		

Moisture: 12%

Analyte	Result	RL	MDL
Naphthalene	0.0052 J	0.012	0.0028
Acenaphthylene	0.019	0.012	0.0023
Acenaphthene	ND	0.012	0.0023
Fluorene	0.0058 J	0.012	0.0023
Phenanthrene	0.11	0.012	0.0023
Anthracene	0.022	0.012	0.0023
Fluoranthene	0.20	0.012	0.0023
Pyrene	0.18	0.012	0.0023
Benzo(a)anthracene	0.089	0.012	0.0023
Chrysene	0.11	0.012	0.0023
Benzo(b)fluoranthene	0.11	0.012	0.0023
Benzo(k)fluoranthene	0.035	0.012	0.0023
Benzo(a)pyrene	0.12	0.012	0.0023
Indeno(1,2,3-cd)pyrene	0.044	0.012	0.0023
Dibenz(a,h)anthracene	0.017	0.012	0.0023
Benzo(g,h,i)perylene	0.055	0.012	0.0023

Surrogate	%REC	Limits
Nitrobenzene-d5	74	46-120
2-Fluorobiphenyl	87	52-120
Terphenyl-d14	74	54-132

J= Estimated value

ND= Not Detected at or above MDL

RL= Reporting Limit

MDL= Method Detection Limit

Semivolatile Organics by GC/MS SIM

Lab #:	263357	Location:	Port Oak CNG
Client:	Weiss Associates	Prep:	EPA 3550B
Project#:	259-1971.15	Analysis:	EPA 8270C-SIM
Field ID:	CNG-B4-5A	Batch#:	218609
Lab ID:	263357-003	Sampled:	12/15/14
Matrix:	Soil	Received:	12/15/14
Units:	mg/Kg	Prepared:	12/17/14
Basis:	dry	Analyzed:	12/18/14
Diln Fac:	1.000		

Moisture: 15%

Analyte	Result	RL	MDL
Naphthalene	0.0014 J	0.0060	0.0012
Acenaphthylene	0.0028 J	0.0060	0.0012
Acenaphthene	0.0013 J	0.0060	0.0012
Fluorene	0.0064	0.0060	0.0012
Phenanthrene	0.029	0.0060	0.0012
Anthracene	0.0053 J	0.0060	0.0012
Fluoranthene	0.016	0.0060	0.0012
Pyrene	0.017	0.0060	0.0012
Benzo(a)anthracene	0.0075	0.0060	0.0012
Chrysene	0.0072	0.0060	0.0012
Benzo(b)fluoranthene	0.0085	0.0060	0.0012
Benzo(k)fluoranthene	0.0021 J	0.0060	0.0012
Benzo(a)pyrene	0.0089	0.0060	0.0012
Indeno(1,2,3-cd)pyrene	0.0039 J	0.0060	0.0012
Dibenz(a,h)anthracene	0.0014 J	0.0060	0.0012
Benzo(g,h,i)perylene	0.0049 J	0.0060	0.0012

Surrogate	%REC	Limits
Nitrobenzene-d5	78	46-120
2-Fluorobiphenyl	71	52-120
Terphenyl-d14	61	54-132

J= Estimated value

RL= Reporting Limit

MDL= Method Detection Limit

Semivolatile Organics by GC/MS SIM

Lab #:	263357	Location:	Port Oak CNG
Client:	Weiss Associates	Prep:	EPA 3550B
Project#:	259-1971.15	Analysis:	EPA 8270C-SIM
Field ID:	CNG-B4-5B	Batch#:	218609
Lab ID:	263357-004	Sampled:	12/15/14
Matrix:	Soil	Received:	12/15/14
Units:	mg/Kg	Prepared:	12/17/14
Basis:	dry	Analyzed:	12/18/14
Diln Fac:	1.000		

Moisture: 15%

Analyte	Result	RL	MDL
Naphthalene	ND	0.0059	0.0012
Acenaphthylene	ND	0.0059	0.0012
Acenaphthene	ND	0.0059	0.0012
Fluorene	0.0013 J	0.0059	0.0012
Phenanthrene	0.0050 J	0.0059	0.0012
Anthracene	ND	0.0059	0.0012
Fluoranthene	0.0025 J	0.0059	0.0012
Pyrene	0.0027 J	0.0059	0.0012
Benzo(a)anthracene	ND	0.0059	0.0012
Chrysene	ND	0.0059	0.0012
Benzo(b)fluoranthene	ND	0.0059	0.0012
Benzo(k)fluoranthene	ND	0.0059	0.0012
Benzo(a)pyrene	0.0013 J	0.0059	0.0012
Indeno(1,2,3-cd)pyrene	ND	0.0059	0.0012
Dibenz(a,h)anthracene	ND	0.0059	0.0012
Benzo(g,h,i)perylene	ND	0.0059	0.0012

Surrogate	%REC	Limits
Nitrobenzene-d5	86	46-120
2-Fluorobiphenyl	80	52-120
Terphenyl-d14	67	54-132

J= Estimated value

ND= Not Detected at or above MDL

RL= Reporting Limit

MDL= Method Detection Limit

Semivolatile Organics by GC/MS SIM

Lab #:	263357	Location:	Port Oak CNG
Client:	Weiss Associates	Prep:	EPA 3550B
Project#:	259-1971.15	Analysis:	EPA 8270C-SIM
Field ID:	CNG-B4-7'	Batch#:	218609
Lab ID:	263357-005	Sampled:	12/15/14
Matrix:	Soil	Received:	12/15/14
Units:	mg/Kg	Prepared:	12/17/14
Basis:	dry	Analyzed:	12/18/14
Diln Fac:	1.000		

Moisture: 16%

Analyte	Result	RL	MDL
Naphthalene	ND	0.0060	0.0012
Acenaphthylene	ND	0.0060	0.0012
Acenaphthene	ND	0.0060	0.0012
Fluorene	ND	0.0060	0.0012
Phenanthrene	ND	0.0060	0.0012
Anthracene	ND	0.0060	0.0012
Fluoranthene	ND	0.0060	0.0012
Pyrene	ND	0.0060	0.0012
Benzo(a)anthracene	ND	0.0060	0.0012
Chrysene	ND	0.0060	0.0012
Benzo(b)fluoranthene	ND	0.0060	0.0012
Benzo(k)fluoranthene	ND	0.0060	0.0012
Benzo(a)pyrene	ND	0.0060	0.0012
Indeno(1,2,3-cd)pyrene	ND	0.0060	0.0012
Dibenz(a,h)anthracene	ND	0.0060	0.0012
Benzo(g,h,i)perylene	ND	0.0060	0.0012

Surrogate	%REC	Limits
Nitrobenzene-d5	78	46-120
2-Fluorobiphenyl	70	52-120
Terphenyl-d14	66	54-132

ND= Not Detected at or above MDL

RL= Reporting Limit

MDL= Method Detection Limit

Semivolatile Organics by GC/MS SIM

Lab #:	263357	Location:	Port Oak CNG
Client:	Weiss Associates	Prep:	EPA 3550B
Project#:	259-1971.15	Analysis:	EPA 8270C-SIM
Field ID:	CNG-B3-1'	Batch#:	218609
Lab ID:	263357-006	Sampled:	12/15/14
Matrix:	Soil	Received:	12/15/14
Units:	mg/Kg	Prepared:	12/17/14
Basis:	dry	Analyzed:	12/19/14
Diln Fac:	5.000		

Moisture: 15%

Analyte	Result	RL	MDL
Naphthalene	ND	0.030	0.0059
Acenaphthylene	0.013 J	0.030	0.0059
Acenaphthene	ND	0.030	0.0059
Fluorene	ND	0.030	0.0059
Phenanthrene	0.046	0.030	0.0059
Anthracene	ND	0.030	0.0059
Fluoranthene	0.058	0.030	0.0059
Pyrene	0.066	0.030	0.0059
Benzo(a)anthracene	0.025 J	0.030	0.0059
Chrysene	0.067	0.030	0.0059
Benzo(b)fluoranthene	0.068	0.030	0.0059
Benzo(k)fluoranthene	0.019 J	0.030	0.0059
Benzo(a)pyrene	0.065	0.030	0.0059
Indeno(1,2,3-cd)pyrene	0.031	0.030	0.0060
Dibenz(a,h)anthracene	0.011 J	0.030	0.0059
Benzo(g,h,i)perylene	0.062	0.030	0.0073

Surrogate	%REC	Limits
Nitrobenzene-d5	83	46-120
2-Fluorobiphenyl	91	52-120
Terphenyl-d14	80	54-132

J= Estimated value

ND= Not Detected at or above MDL

RL= Reporting Limit

MDL= Method Detection Limit

Semivolatile Organics by GC/MS SIM

Lab #:	263357	Location:	Port Oak CNG
Client:	Weiss Associates	Prep:	EPA 3550B
Project#:	259-1971.15	Analysis:	EPA 8270C-SIM
Field ID:	CNG-B3-5'	Batch#:	218609
Lab ID:	263357-007	Sampled:	12/15/14
Matrix:	Soil	Received:	12/15/14
Units:	mg/Kg	Prepared:	12/17/14
Basis:	dry	Analyzed:	12/18/14
Diln Fac:	1.000		

Moisture: 16%

Analyte	Result	RL	MDL
Naphthalene	ND	0.0060	0.0012
Acenaphthylene	ND	0.0060	0.0012
Acenaphthene	ND	0.0060	0.0012
Fluorene	ND	0.0060	0.0012
Phenanthrene	ND	0.0060	0.0012
Anthracene	ND	0.0060	0.0012
Fluoranthene	ND	0.0060	0.0012
Pyrene	ND	0.0060	0.0012
Benzo(a)anthracene	ND	0.0060	0.0012
Chrysene	ND	0.0060	0.0012
Benzo(b)fluoranthene	ND	0.0060	0.0012
Benzo(k)fluoranthene	ND	0.0060	0.0012
Benzo(a)pyrene	ND	0.0060	0.0012
Indeno(1,2,3-cd)pyrene	ND	0.0060	0.0012
Dibenz(a,h)anthracene	ND	0.0060	0.0012
Benzo(g,h,i)perylene	ND	0.0060	0.0012

Surrogate	%REC	Limits
Nitrobenzene-d5	50	46-120
2-Fluorobiphenyl	75	52-120
Terphenyl-d14	64	54-132

ND= Not Detected at or above MDL

RL= Reporting Limit

MDL= Method Detection Limit

Semivolatile Organics by GC/MS SIM

Lab #:	263357	Location:	Port Oak CNG
Client:	Weiss Associates	Prep:	EPA 3550B
Project#:	259-1971.15	Analysis:	EPA 8270C-SIM
Field ID:	CNG-B3-7'	Batch#:	218609
Lab ID:	263357-008	Sampled:	12/15/14
Matrix:	Soil	Received:	12/15/14
Units:	mg/Kg	Prepared:	12/17/14
Basis:	dry	Analyzed:	12/18/14
Diln Fac:	1.000		

Moisture: 15%

Analyte	Result	RL	MDL
Naphthalene	ND	0.0059	0.0012
Acenaphthylene	0.0016 J	0.0059	0.0012
Acenaphthene	0.0017 J	0.0059	0.0012
Fluorene	0.0026 J	0.0059	0.0012
Phenanthrene	0.0014 J	0.0059	0.0012
Anthracene	ND	0.0059	0.0012
Fluoranthene	ND	0.0059	0.0012
Pyrene	ND	0.0059	0.0012
Benzo(a)anthracene	ND	0.0059	0.0012
Chrysene	ND	0.0059	0.0012
Benzo(b)fluoranthene	ND	0.0059	0.0012
Benzo(k)fluoranthene	ND	0.0059	0.0012
Benzo(a)pyrene	ND	0.0059	0.0012
Indeno(1,2,3-cd)pyrene	ND	0.0059	0.0012
Dibenz(a,h)anthracene	ND	0.0059	0.0012
Benzo(g,h,i)perylene	ND	0.0059	0.0012

Surrogate	%REC	Limits
Nitrobenzene-d5	56	46-120
2-Fluorobiphenyl	66	52-120
Terphenyl-d14	69	54-132

J= Estimated value
 ND= Not Detected at or above MDL
 RL= Reporting Limit
 MDL= Method Detection Limit

Batch QC Report
Semivolatile Organics by GC/MS SIM

Lab #:	263357	Location:	Port Oak CNG
Client:	Weiss Associates	Prep:	EPA 3550B
Project#:	259-1971.15	Analysis:	EPA 8270C-SIM
Type:	BLANK	Diln Fac:	1.000
Lab ID:	QC770222	Batch#:	218609
Matrix:	Soil	Prepared:	12/17/14
Units:	mg/Kg	Analyzed:	12/18/14

Analyte	Result	RL	MDL
Naphthalene	ND	0.0050	0.0010
Acenaphthylene	ND	0.0050	0.0010
Acenaphthene	ND	0.0050	0.0010
Fluorene	ND	0.0050	0.0010
Phenanthrene	ND	0.0050	0.0010
Anthracene	ND	0.0050	0.0010
Fluoranthene	ND	0.0050	0.0010
Pyrene	ND	0.0050	0.0010
Benzo(a)anthracene	ND	0.0050	0.0010
Chrysene	ND	0.0050	0.0010
Benzo(b)fluoranthene	ND	0.0050	0.0010
Benzo(k)fluoranthene	ND	0.0050	0.0010
Benzo(a)pyrene	ND	0.0050	0.0010
Indeno(1,2,3-cd)pyrene	ND	0.0050	0.0010
Dibenz(a,h)anthracene	ND	0.0050	0.0010
Benzo(g,h,i)perylene	ND	0.0050	0.0010

Surrogate	%REC	Limits
Nitrobenzene-d5	83	46-120
2-Fluorobiphenyl	80	52-120
Terphenyl-d14	73	54-132

ND= Not Detected at or above MDL

RL= Reporting Limit

MDL= Method Detection Limit

Batch QC Report

Semivolatile Organics by GC/MS SIM

Lab #:	263357	Location:	Port Oak CNG
Client:	Weiss Associates	Prep:	EPA 3550B
Project#:	259-1971.15	Analysis:	EPA 8270C-SIM
Type:	LCS	Diln Fac:	1.000
Lab ID:	QC770223	Batch#:	218609
Matrix:	Soil	Prepared:	12/17/14
Units:	mg/Kg	Analyzed:	12/18/14

Analyte	Spiked	Result	%REC	Limits
Acenaphthene	0.03343	0.02408	72	43-120
Pyrene	0.03343	0.01853	55	39-120

Surrogate	%REC	Limits
Nitrobenzene-d5	89	46-120
2-Fluorobiphenyl	83	52-120
Terphenyl-d14	63	54-132

California Title 22 Metals			
Lab #:	263357	Project#:	259-1971.15
Client:	Weiss Associates	Location:	Port Oak CNG
Field ID:	CNG-B4-1A	Diln Fac:	1.000
Lab ID:	263357-001	Sampled:	12/15/14
Matrix:	Soil	Received:	12/15/14
Units:	mg/Kg	Analyzed:	12/19/14
Basis:	dry		

Moisture: 9%

Analyte	Result	RL	MDL	Batch#	Prepared	Prep	Analysis
Antimony	ND	0.55	0.16	218655	12/18/14	EPA 3050B	EPA 6010B
Arsenic	3.1	0.27	0.080	218655	12/18/14	EPA 3050B	EPA 6010B
Barium	110	0.27	0.059	218655	12/18/14	EPA 3050B	EPA 6010B
Beryllium	0.63	0.11	0.014	218655	12/18/14	EPA 3050B	EPA 6010B
Cadmium	0.77	0.27	0.028	218655	12/18/14	EPA 3050B	EPA 6010B
Chromium	18	0.27	0.069	218655	12/18/14	EPA 3050B	EPA 6010B
Cobalt	7.8	0.27	0.033	218655	12/18/14	EPA 3050B	EPA 6010B
Copper	10	0.27	0.092	218655	12/18/14	EPA 3050B	EPA 6010B
Lead	23	0.27	0.077	218655	12/18/14	EPA 3050B	EPA 6010B
Mercury	0.15	0.018	0.0012	218683	12/19/10	METHOD	EPA 7471A
Molybdenum	0.35	0.27	0.054	218655	12/18/14	EPA 3050B	EPA 6010B
Nickel	17	0.27	0.072	218655	12/18/14	EPA 3050B	EPA 6010B
Selenium	ND	0.55	0.18	218655	12/18/14	EPA 3050B	EPA 6010B
Silver	ND	0.27	0.044	218655	12/18/14	EPA 3050B	EPA 6010B
Thallium	ND	0.55	0.15	218655	12/18/14	EPA 3050B	EPA 6010B
Vanadium	33	0.27	0.063	218655	12/18/14	EPA 3050B	EPA 6010B
Zinc	83	1.1	0.062	218655	12/18/14	EPA 3050B	EPA 6010B

ND= Not Detected at or above MDL

RL= Reporting Limit

MDL= Method Detection Limit

California Title 22 Metals			
Lab #:	263357	Project#:	259-1971.15
Client:	Weiss Associates	Location:	Port Oak CNG
Field ID:	CNG-B4-1B	Diln Fac:	1.000
Lab ID:	263357-002	Sampled:	12/15/14
Matrix:	Soil	Received:	12/15/14
Units:	mg/Kg	Analyzed:	12/19/14
Basis:	dry		

Moisture: 12%

Analyte	Result	RL	MDL	Batch#	Prepared	Prep	Analysis
Antimony	ND	0.61	0.18	218655	12/18/14	EPA 3050B	EPA 6010B
Arsenic	3.2	0.31	0.089	218655	12/18/14	EPA 3050B	EPA 6010B
Barium	130	0.31	0.066	218655	12/18/14	EPA 3050B	EPA 6010B
Beryllium	0.62	0.12	0.015	218655	12/18/14	EPA 3050B	EPA 6010B
Cadmium	0.71	0.31	0.031	218655	12/18/14	EPA 3050B	EPA 6010B
Chromium	21	0.31	0.077	218655	12/18/14	EPA 3050B	EPA 6010B
Cobalt	7.9	0.31	0.037	218655	12/18/14	EPA 3050B	EPA 6010B
Copper	14	0.31	0.10	218655	12/18/14	EPA 3050B	EPA 6010B
Lead	45	0.31	0.085	218655	12/18/14	EPA 3050B	EPA 6010B
Mercury	0.14	0.019	0.0012	218683	12/19/10	METHOD	EPA 7471A
Molybdenum	0.20 J	0.31	0.060	218655	12/18/14	EPA 3050B	EPA 6010B
Nickel	22	0.31	0.080	218655	12/18/14	EPA 3050B	EPA 6010B
Selenium	ND	0.61	0.20	218655	12/18/14	EPA 3050B	EPA 6010B
Silver	ND	0.31	0.049	218655	12/18/14	EPA 3050B	EPA 6010B
Thallium	ND	0.61	0.17	218655	12/18/14	EPA 3050B	EPA 6010B
Vanadium	27	0.31	0.070	218655	12/18/14	EPA 3050B	EPA 6010B
Zinc	110	1.2	0.069	218655	12/18/14	EPA 3050B	EPA 6010B

J= Estimated value

ND= Not Detected at or above MDL

RL= Reporting Limit

MDL= Method Detection Limit

California Title 22 Metals			
Lab #:	263357	Project#:	259-1971.15
Client:	Weiss Associates	Location:	Port Oak CNG
Field ID:	CNG-B3-1'	Diln Fac:	1.000
Lab ID:	263357-006	Sampled:	12/15/14
Matrix:	Soil	Received:	12/15/14
Units:	mg/Kg	Analyzed:	12/19/14
Basis:	dry		

Moisture: 15%

Analyte	Result	RL	MDL	Batch#	Prepared	Prep	Analysis
Antimony	0.54 J	0.56	0.17	218655	12/18/14	EPA 3050B	EPA 6010B
Arsenic	3.2	0.28	0.081	218655	12/18/14	EPA 3050B	EPA 6010B
Barium	79	0.28	0.060	218655	12/18/14	EPA 3050B	EPA 6010B
Beryllium	0.25	0.11	0.014	218655	12/18/14	EPA 3050B	EPA 6010B
Cadmium	0.58	0.28	0.029	218655	12/18/14	EPA 3050B	EPA 6010B
Chromium	35	0.28	0.071	218655	12/18/14	EPA 3050B	EPA 6010B
Cobalt	5.2	0.28	0.034	218655	12/18/14	EPA 3050B	EPA 6010B
Copper	10	0.28	0.093	218655	12/18/14	EPA 3050B	EPA 6010B
Lead	33	0.28	0.078	218655	12/18/14	EPA 3050B	EPA 6010B
Mercury	0.083	0.019	0.0012	218683	12/19/10	METHOD	EPA 7471A
Molybdenum	0.15 J	0.28	0.055	218655	12/18/14	EPA 3050B	EPA 6010B
Nickel	22	0.28	0.074	218655	12/18/14	EPA 3050B	EPA 6010B
Selenium	ND	0.56	0.18	218655	12/18/14	EPA 3050B	EPA 6010B
Silver	ND	0.28	0.045	218655	12/18/14	EPA 3050B	EPA 6010B
Thallium	ND	0.56	0.16	218655	12/18/14	EPA 3050B	EPA 6010B
Vanadium	28	0.28	0.064	218655	12/18/14	EPA 3050B	EPA 6010B
Zinc	58	1.1	0.063	218655	12/18/14	EPA 3050B	EPA 6010B

J= Estimated value

ND= Not Detected at or above MDL

RL= Reporting Limit

MDL= Method Detection Limit

Batch QC Report

California Title 22 Metals			
Lab #:	263357	Location:	Port Oak CNG
Client:	Weiss Associates	Prep:	EPA 3050B
Project#:	259-1971.15	Analysis:	EPA 6010B
Type:	BLANK	Diln Fac:	1.000
Lab ID:	QC770394	Batch#:	218655
Matrix:	Soil	Prepared:	12/18/14
Units:	mg/Kg	Analyzed:	12/19/14

Analyte	Result	RL	MDL
Antimony	ND	0.50	0.15
Arsenic	ND	0.25	0.073
Barium	ND	0.25	0.054
Beryllium	ND	0.10	0.012
Cadmium	ND	0.25	0.026
Chromium	0.097 J	0.25	0.063
Cobalt	ND	0.25	0.030
Copper	ND	0.25	0.083
Lead	ND	0.25	0.070
Molybdenum	ND	0.25	0.049
Nickel	ND	0.25	0.066
Selenium	ND	0.50	0.16
Silver	ND	0.25	0.040
Thallium	ND	0.50	0.14
Vanadium	ND	0.25	0.057
Zinc	0.15 J	1.0	0.056

J= Estimated value

ND= Not Detected at or above MDL

RL= Reporting Limit

MDL= Method Detection Limit

Batch QC Report

California Title 22 Metals			
Lab #:	263357	Location:	Port Oak CNG
Client:	Weiss Associates	Prep:	EPA 3050B
Project#:	259-1971.15	Analysis:	EPA 6010B
Matrix:	Soil	Batch#:	218655
Units:	mg/Kg	Prepared:	12/18/14
Diln Fac:	5.000	Analyzed:	12/19/14

Type: BS Lab ID: QC770395

Analyte	Spiked	Result	%REC	Limits
Antimony	50.00	52.04	104	80-120
Arsenic	50.00	53.63	107	80-120
Barium	50.00	52.09	104	80-120
Beryllium	50.00	54.60	109	80-120
Cadmium	50.00	56.01	112	80-120
Chromium	50.00	53.17	106	80-120
Cobalt	50.00	51.14	102	80-120
Copper	50.00	51.43	103	80-120
Lead	50.00	51.54	103	80-120
Molybdenum	50.00	52.40	105	80-120
Nickel	50.00	51.74	103	80-120
Selenium	50.00	51.95	104	80-120
Silver	50.00	52.31	105	80-120
Thallium	50.00	51.88	104	80-120
Vanadium	50.00	54.60	109	80-120
Zinc	50.00	52.40	105	80-120

Type: BSD Lab ID: QC770396

Analyte	Spiked	Result	%REC	Limits	RPD	Lim
Antimony	50.00	51.86	104	80-120	0	20
Arsenic	50.00	52.35	105	80-120	2	20
Barium	50.00	51.33	103	80-120	1	20
Beryllium	50.00	53.13	106	80-120	3	20
Cadmium	50.00	55.01	110	80-120	2	20
Chromium	50.00	51.81	104	80-120	3	20
Cobalt	50.00	50.49	101	80-120	1	20
Copper	50.00	50.26	101	80-120	2	20
Lead	50.00	50.94	102	80-120	1	20
Molybdenum	50.00	51.66	103	80-120	1	20
Nickel	50.00	51.21	102	80-120	1	20
Selenium	50.00	51.00	102	80-120	2	20
Silver	50.00	51.14	102	80-120	2	20
Thallium	50.00	51.19	102	80-120	1	20
Vanadium	50.00	53.14	106	80-120	3	20
Zinc	50.00	51.87	104	80-120	1	20

RPD= Relative Percent Difference



Batch QC Report

Table with header 'California Title 22 Metals' and rows for Lab #, Client, Project#, Field ID, MSS Lab ID, Matrix, Units, Basis, Diln Fac, Location, Prep, Analysis, Batch#, Sampled, Received, Prepared, Analyzed.

Type: MS Moisture: 9%
Lab ID: QC770397

Table with columns: Analyte, MSS Result, Spiked, Result, %REC, Limits. Lists elements like Antimony, Arsenic, Barium, Beryllium, Cadmium, Chromium, Cobalt, Copper, Lead, Molybdenum, Nickel, Selenium, Silver, Thallium, Vanadium, Zinc.

Type: MSD Moisture: 9%
Lab ID: QC770398

Table with columns: Analyte, Spiked, Result, %REC, Limits, RPD, Lim. Lists elements like Antimony, Arsenic, Barium, Beryllium, Cadmium, Chromium, Cobalt, Copper, Lead, Molybdenum, Nickel, Selenium, Silver, Thallium, Vanadium, Zinc.

*= Value outside of QC limits; see narrative
RPD= Relative Percent Difference

Batch QC Report

California Title 22 Metals			
Lab #:	263357	Location:	Port Oak CNG
Client:	Weiss Associates	Prep:	METHOD
Project#:	259-1971.15	Analysis:	EPA 7471A
Analyte:	Mercury	Diln Fac:	1.000
Type:	BLANK	Batch#:	218683
Lab ID:	QC770482	Prepared:	12/19/10
Matrix:	Soil	Analyzed:	12/19/14
Units:	mg/Kg		

Result	RL	MDL
ND	0.017	0.0011

ND= Not Detected at or above MDL

RL= Reporting Limit

MDL= Method Detection Limit

Batch QC Report

California Title 22 Metals			
Lab #:	263357	Location:	Port Oak CNG
Client:	Weiss Associates	Prep:	METHOD
Project#:	259-1971.15	Analysis:	EPA 7471A
Analyte:	Mercury	Batch#:	218683
Matrix:	Soil	Prepared:	12/19/10
Units:	mg/Kg	Analyzed:	12/19/14
Diln Fac:	1.000		

Type	Lab ID	Spiked	Result	%REC	Limits	RPD	Lim
BS	QC770483	0.2083	0.2157	104	80-120		
BSD	QC770484	0.2083	0.2165	104	80-120	0	20

RPD= Relative Percent Difference

Batch QC Report

California Title 22 Metals			
Lab #:	263357	Location:	Port Oak CNG
Client:	Weiss Associates	Prep:	METHOD
Project#:	259-1971.15	Analysis:	EPA 7471A
Analyte:	Mercury	Diln Fac:	1.000
Field ID:	ZZZZZZZZZZ	Batch#:	218683
MSS Lab ID:	263297-001	Sampled:	12/08/14
Matrix:	Soil	Received:	12/11/14
Units:	mg/Kg	Prepared:	12/19/10
Basis:	as received	Analyzed:	12/19/14

Type	Lab ID	MSS Result	Spiked	Result	%REC	Limits	RPD	Lim
MS	QC770485	0.04168	0.2119	0.2790	112	69-136		
MSD	QC770486		0.2049	0.2714	112	69-136	0	35

RPD= Relative Percent Difference



Curtis & Tompkins, Ltd.

Analytical Laboratories, Since 1878



Curtis & Tompkins, Ltd., Analytical Laboratories, Since 1878

2323 Fifth Street, Berkeley, CA 94710, Phone (510) 486-0900

Laboratory Job Number 263387
ANALYTICAL REPORT

Weiss Associates
2200 Powell Street
Emeryville, CA 94608

Project : 259-1971.15
Location : CNG Fueling Station, Oakland
Level : II

<u>Sample ID</u>	<u>Lab ID</u>
IDW-S01-01	263387-001
IDW-S01-02	263387-002
CNG-B5-1	263387-003
IDW-W01-01	263387-004
TRIP BLANK	263387-005

This data package has been reviewed for technical correctness and completeness. Release of this data has been authorized by the Laboratory Manager or the Manager's designee, as verified by the following signature. The results contained in this report meet all requirements of NELAC and pertain only to those samples which were submitted for analysis. This report may be reproduced only in its entirety.

Signature: _____

Isabelle Choy
Project Manager
isabelle.choy@ctberk.com

Date: 12/30/2014

CA ELAP# 2896, NELAP# 4044-001

CASE NARRATIVE

Laboratory number: 263387
Client: Weiss Associates
Project: 259-1971.15
Location: CNG Fueling Station, Oakland
Request Date: 12/16/14
Samples Received: 12/16/14

This data package contains sample and QC results for three soil samples and two water samples, requested for the above referenced project on 12/16/14. The samples were received on ice and intact, directly from the field. This report was revised and reissued on 1/8/2015 to include pre and post silica gel cleanup, as well as to report all soil results on dry weight basis.

TPH-Purgeables and/or BTXE by GC (EPA 8015B) Water:

No analytical problems were encountered.

TPH-Purgeables and/or BTXE by GC (EPA 8015B) Soil:

Gasoline C7-C12 was detected between the MDL and the RL in the method blank for batch 218773 and the method blank for batch 218861; this analyte was either not detected in samples at or above the RL, or detected at a level at least 10 times that of the blank. No other analytical problems were encountered.

TPH-Extractables by GC (EPA 8015B) Water:

No analytical problems were encountered.

TPH-Extractables by GC (EPA 8015B) Soil:

Diesel C10-C24 and motor oil C24-C36 were detected between the MDL and the RL in the method blank for batch 218709; these analytes were detected in samples at a level at least 10 times that of the blank. IDW-S01-01 (lab # 263387-001) and CNG-B5-1 (lab # 263387-003) were diluted due to the dark and viscous nature of the sample extracts. No other analytical problems were encountered.

Volatile Organics by GC/MS (EPA 8260B) Water:

Bromomethane was detected above the RL in the method blank for batch 218727; this analyte was not detected in samples at or above the RL. Acetone was detected between the MDL and the RL in the method blank for batch 218727; this analyte was not detected in samples at or above the RL. IDW-W01-01 (lab # 263387-004) was diluted due to foaming. No other analytical problems were encountered.

Volatile Organics by GC/MS (EPA 8260B) Soil:

High surrogate recoveries were observed for toluene-d8 in IDW-S01-01 (lab # 263387-001) and the method blank for batch 218754. High surrogate recovery was observed for 1,2-dichloroethane-d4 in IDW-S01-01 (lab # 263387-001). IDW-S01-02 (lab # 263387-002) was diluted due to high hydrocarbons. No other analytical problems were encountered.

CASE NARRATIVE

Laboratory number: 263387
Client: Weiss Associates
Project: 259-1971.15
Location: CNG Fueling Station, Oakland
Request Date: 12/16/14
Samples Received: 12/16/14

Semivolatile Organics by GC/MS SIM (EPA 8270C-SIM) Water:

No analytical problems were encountered.

Semivolatile Organics by GC/MS SIM (EPA 8270C-SIM) Soil:

Matrix spikes QC770224, QC770225 (batch 218609) were not reported because the parent sample required a dilution that would have diluted out the spikes. IDW-S01-01 (lab # 263387-001) and CNG-B5-1 (lab # 263387-003) were diluted due to the dark and viscous nature of the sample extracts. IDW-S01-02 (lab # 263387-002) was diluted due to high non-target analytes. No other analytical problems were encountered.

Metals (EPA 6010B and EPA 7470A) Water:

No analytical problems were encountered.

Metals (EPA 6010B and EPA 7471A) Soil:

Low recoveries were observed for lead in the MS/MSD for batch 218758; the parent sample was not a project sample, and the BS/BSD were within limits. High recovery was observed for nickel in the MSD for batch 218758; the BS/BSD were within limits, and the associated RPD was within limits. High RPD was observed for lead in the MS/MSD for batch 218758; the RPD was acceptable in the BS/BSD. Chromium and zinc were detected between the MDL and the RL in the method blank for batch 218758; these analytes were detected in samples at a level at least 10 times that of the blank. No other analytical problems were encountered.

Moisture (ASTM D2216/CLP):

No analytical problems were encountered.

Subject: Re: 259-1971.15 - C&T Login Summary (263387) *** Confirm project number
From: "Joyce E. Adams" <jea@weiss.com>
Date: 1/5/2015 5:17 PM
To: "Isabelle Choy" <isabelle.choy@ctberk.com>

Isabelle,
 Please add moisture content to the analysis.

Thank you,
 Joyce

Joyce Adams
 Sr. Project Geologist, P.G., C.Hg., QSD, QSP
 Weiss Associates
 2200 Powell Street, Suite 925
 Emeryville, CA 94608
 office 510-450-6162
 cell 925-325-2698

The information and/or attachments contained herein may be privileged, confidential, and protected from disclosure. If you are not the intended recipient, any dissemination or copying is strictly prohibited. If you think or know that you have received this mail in error, please notify the sender, delete all copies and discard any printouts without reading the information contained within.

>>> "Isabelle Choy" <isabelle.choy@ctberk.com> 12/17/2014 4:19 pm >>>

Please confirm project number as this COC reads 259-1971.15 and the previous two COC read 259-1971-15. Please me know which is the correct project number so all CNG jobs are in the same project. Also, please advise on metals analysis for IDW-W01-01 (263387-004) as no metals container was received. Thank you~ Isabelle

C&T Login Summary for 263387

Project: 259-1971.15 Site: CNG Fueling Station, Oakland Lab Login #: 263387 Report Level: II PO#: C&T Proj Mgr: Isabelle Choy	Report To: Weiss Associates 2200 Powell Street Suite 925 Emeryville, CA 94608 ATTN: Joyce Adams (510) 450-6000	Bill To: Weiss Associates 2200 Powell Street Suite 925 Emeryville, CA 94608 ATTN: Accounts Payable (510) 450-6000
] to the MDL		

Client ID	Lab ID	Sampled	Received	DueDate	Matrix	Dry	Analyses	COC #	Comments
IDW-S01-01	001	12/16/14 12:00	12/16/14			N			
				12/23	Soil		6010-T22 MET		
				12/23	Soil		8270-SIM		
				12/23	Soil		E8260		
				12/23	Soil		ETVH		
				12/23	Soil		TEHM		
IDW-S01-02	002	12/16/14 12:10	12/16/14			N			
				12/23	Soil		6010-T22 MET		
				12/23	Soil		8270-SIM		
				12/23	Soil		E8260		
				12/23	Soil		ETVH		
				12/23	Soil		TEHM		
CNG-B5-1	003	12/16/14 09:00	12/16/14			N			
				12/23	Soil		6010-T22 MET		
				12/23	Soil		8270-SIM		
				12/23	Soil		E8260		
				12/23	Soil		ETVH		
				12/23	Soil		TEHM		
IDW-W01-01	004	12/16/14 12:15	12/16/14			N			
				12/23	Water		8260		
				12/23	Water		8270-SIM		
				12/23	Water		TEHM		
				12/23	Water		TVH		

RE: INVOICE 259-1971.15 - C&T Data (263387)

Subject: RE: INVOICE 259-1971.15 - C&T Data (263387)
From: Diane Heinze <dheinze@portoakland.com>
Date: 12/31/2014 10:51 AM
To: "isabelle.choy@ctberk.com" <isabelle.choy@ctberk.com>
CC: Lydia Huang <lydia@baseline-env.com>, "Joyce E. Adams" <jea@weiss.com>

Hi Isabelle,

The workplan for this project states that all soil and groundwater TPH extractable samples will be analyzed with and without silica gel cleanup. As we discussed, since all TPH extractable samples were analyzed without silica gel cleanup, please re-run all extracts from soil and groundwater (40 day holding time) with silica gel cleanup. Please contact me at 510-627-1759 if the extracts are unavailable.

Thanks,

Diane

From: Isabelle Choy [mailto:isabelle.choy@ctberk.com]

Sent: Tuesday, December 30, 2014 5:14 PM

To: Diane Heinze

Subject: INVOICE 259-1971.15 - C&T Data (263387)

Hi Diane,

Please find attached the following files:

- Invoice
- PDF Deliverable

Email was also sent to: jea@weiss.com, labresults@weiss.com

C&T sends its e-reports via the Internet as Portable Document Format (PDF) files. Reports in this format, when accompanied by a signed cover page, are considered official reports. **No hardcopy reports will be sent either by fax or U.S. Postal Service unless otherwise requested.** You may distribute your PDF files electronically or as printed hardcopies, as long as they are distributed in their entirety.

Chain of Custody Record

263387

Curtis & Tompkins
2323 Fifth Street
Berkeley, CA 94710
Phone: (510) 486-0900

Please send analytic results, electronic deliverables and the original chain-of-custody form to:
labresults@weiss.com
jea@weiss.com

INSTRUCTIONS FOR LAB PERSONNEL:

GeoTracker EDF required? Yes No
Equis 4-file EDWEDD required? Yes No
Report results to: MDL RL
Report soil results in: Dry weight Wet weight



Company Contact		Project Manager: <u>Joyce Adams</u>		Protocol ID/path:		COC Number:	
Weiss Associates		Project ID: <u>259-1971.15</u>		Analyte (Method ID) <u>Metals E-6010B</u> <u>VOCs E8260</u> <u>TPH-G, D, MO E8015M</u> <u>PAHs E8270-SIM</u>		Moisture (ASTM D2216/CLP)	
2200 Powell Street, Suite 925		Sampled by: <u>Rob Davis & James Ucker</u>				Page <u>1</u> of <u>1</u>	
Emeryville, CA 94608		Sample date(s): <u>12/16/14</u>				SDG number:	
(510) 450-6000 Phone		Analysis Turnaround Time: <u>5 day</u> (Specify Days or Hours)				Sample Specific Notes:	
(510) 547-5043 FAX							
Job Name: <u>AKG Fueling Station</u>		Address: <u>Market + 2nd St, Oakland</u>					
Lab ID	Sample Identification	Sample Date	Sample Time	Sample Matrix	# of Cont.		
1	IDW-501-01	12/16/14	12:00	S	7	X	X
2	IDW-501-02	12/16/14	12:00	S	7	X	X
3	CNG-BS-1	12/16/14	9:00	S	7	X	X
4	IDW-501-01	12/16/14	12:15	W	9	X	X
5	Trip Blank	12/16/14	0000	W	1	X	
Field Filtered (X):							
Preservation Used: 1= Ice, 2= HCl; 3= H ₂ SO ₄ ; 4= HNO ₃ ; 5= NaOH; 6= Other							
Special Instructions/OC Requirements & Comments: <u>Bill Deane Henze with Port of Oakland directly for the analysis</u>							
Relinquished by:	Company:	Date/Time:	Received by:	Company:	Date/Time:		
<u>[Signature]</u>	<u>weiss</u>	<u>12/16/14 15:36</u>	<u>[Signature]</u>	<u>CPT</u>	<u>12/16/14 1536</u>		
Relinquished by:	Company:	Date/Time:	Received by:	Company:	Date/Time:		
<u>[Signature]</u>	<u>CPT</u>	<u>12/16/14 1800</u>	<u>[Signature]</u>	<u>CT</u>	<u>12/16 1800</u>		
Relinquished by:	Company:	Date/Time:	Received by:	Company:	Date/Time:		

☒ = Samples released to a secured, locked area.

● = Samples received from a secured, locked area

Re: 259-1971.15 - C&T Login Summary (263387) *** Confirm...

Subject: Re: 259-1971.15 - C&T Login Summary (263387) *** Confirm project number
From: "James Welles" <jtw@weiss.com>
Date: 12/17/2014 5:04 PM
To: <isabelle.choy@ctberk.com>

Isabelle,

Please run total metals using one of the 500 ml ambers submitted.

The job number for all 3 COCs should be 259-1971.15

Feel free to call me if you have any questions, or if you need additional volume if the first metals extraction does not work.

Thanks,

James Welles
 510 450 6103

>>> "Isabelle Choy" <isabelle.choy@ctberk.com> 12/17/2014 4:19 pm >>>

Please confirm project number as this COC reads 259-1971.15 and the previous two COC read 259-1971-15. Please me know which is the correct project number so all CNG jobs are in the same project. Also, please advise on metals analysis for IDW-W01-01 (263387-004) as no metals container was received. Thank you~ Isabelle

C&T Login Summary for 263387

Project: 259-1971.15 Site: CNG Fueling Station, Oakland Lab Login #: 263387 Report Level: II PO#: C&T Proj Mgr: Isabelle Choy	Report To: Weiss Associates 2200 Powell Street Suite 925 Emeryville, CA 94608 ATTN: Joyce Adams (510) 450-6000	Bill To: Weiss Associates 2200 Powell Street Suite 925 Emeryville, CA 94608 ATTN: Accounts Payable (510) 450-6000
J to the MDL		

Client ID	Lab ID	Sampled	Received	DueDate	Matrix	Dry	Analyses	COC #	Comments
IDW-S01-01	001	12/16/14 12:00	12/16/14			N			
				12/23	Soil		6010-T22 MET		
				12/23	Soil		8270-SIM		
				12/23	Soil		E8260		
				12/23	Soil		ETVH		
				12/23	Soil		TEHM		
IDW-S01-02	002	12/16/14 12:10	12/16/14			N			
				12/23	Soil		6010-T22 MET		
				12/23	Soil		8270-SIM		
				12/23	Soil		E8260		
				12/23	Soil		ETVH		
				12/23	Soil		TEHM		
CNG-B5-1	003	12/16/14 09:00	12/16/14			N			
				12/23	Soil		6010-T22 MET		
				12/23	Soil		8270-SIM		
				12/23	Soil		E8260		
				12/23	Soil		ETVH		
				12/23	Soil		TEHM		
IDW-W01-01	004	12/16/14 12:15	12/16/14			N			
				12/23	Water		8260		
				12/23	Water		8270-SIM		
				12/23	Water		TEHM		
				12/23	Water		TVH		
TRIP BLANK	005	12/16/14 00:00	12/16/14			N			
				12/23	Water		8260		only 1 VOA

Email compiled and sent 12/17/14 04:19 PM.

COOLER RECEIPT CHECKLIST



Curtis & Tompkins, Ltd.

Login # 263387 Date Received 12/16/14 Number of coolers 1
 Client Weiss Associates Project 259-1971.15

Date Opened 12/16 By (print) HV (sign) [Signature]
 Date Logged in 12/17 By (print) MC (sign) [Signature]

1. Did cooler come with a shipping slip (airbill, etc) _____ YES NO
 Shipping info _____

2A. Were custody seals present? YES (circle) on cooler on samples NO
 How many _____ Name _____ Date _____

2B. Were custody seals intact upon arrival? _____ YES NO N/A

3. Were custody papers dry and intact when received? _____ YES NO

4. Were custody papers filled out properly (ink, signed, etc)? _____ YES NO 12/17

5. Is the project identifiable from custody papers? (If so fill out top of form) _____ YES NO

6. Indicate the packing in cooler: (if other, describe) _____

- Bubble Wrap
- Foam blocks
- Bags
- None
- Cloth material
- Cardboard
- Styrofoam
- Paper towels

7. Temperature documentation: * Notify PM if temperature exceeds 6°C

Type of ice used: Wet Blue/Gel None Temp(°C) _____

Samples Received on ice & cold without a temperature blank; temp. taken with IR gun

Samples received on ice directly from the field. Cooling process had begun

8. Were Method 5035 sampling containers present? _____ YES NO
 If YES, what time were they transferred to freezer? 1815

9. Did all bottles arrive unbroken/unopened? _____ YES NO

10. Are there any missing / extra samples? _____ YES NO

11. Are samples in the appropriate containers for indicated tests? _____ YES NO

12. Are sample labels present, in good condition and complete? _____ YES NO

13. Do the sample labels agree with custody papers? _____ YES NO

14. Was sufficient amount of sample sent for tests requested? _____ YES NO

15. Are the samples appropriately preserved? _____ YES NO N/A

16. Did you check preservatives for all bottles for each sample? _____ YES NO N/A

17. Did you document your preservative check? _____ YES NO N/A

18. Did you change the hold time in LIMS for unpreserved VOAs? _____ YES NO N/A

19. Did you change the hold time in LIMS for preserved terracores? _____ YES NO N/A

20. Are bubbles > 6mm absent in VOA samples? _____ YES NO N/A

21. Was the client contacted concerning this sample delivery? _____ YES NO

If YES, Who was called? _____ By _____ Date: _____

COMMENTS

#4) -004: no sample was received for metals;
 cannot log in for metals.

-004: transferred from unpreserved amber into poly
 & preserved w/ HNO₃ (lot#50770) on 12/17/14
 @ 1845 to pH < 2

Curtis & Tompkins Sample Preservation for 263387

Sample	pH: <2	>9	>12	Other
-004a	[]	[]	[]	_____
b	[]	[]	[]	_____
c	[]	[]	[]	_____
d	[]	[]	[]	_____
e	[]	[]	[]	_____
f	[]	[]	[]	_____
g	[]	[]	[]	_____
h	[]	[]	[]	_____
i	[]	[]	[]	_____
j	<input checked="" type="checkbox"/>	[]	[]	_____

Analyst: ML
Date: 12/17/14

Detections Summary for 263387

Results for any subcontracted analyses are not included in this summary.

Client : Weiss Associates
 Project : 259-1971.15
 Location : CNG Fueling Station, Oakland

Client Sample ID : IDW-S01-01

Laboratory Sample ID :

263387-001

Analyte	Result	Flags	RL	MDL	Units	Basis	IDF	Method	Prep Method
Gasoline C7-C12	0.13	J	0.20	0.011	mg/Kg	Dry	1.000	EPA 8015B	EPA 5035
Diesel C10-C24	210	Y	12	1.9	mg/Kg	Dry	10.00	EPA 8015B	SHAKER TABLE
Diesel C10-C24	160	Y	6.1	0.75	mg/Kg	Dry	5.000	EPA 8015B	SHAKER TABLE
Motor Oil C24-C36	1,500		61	7.9	mg/Kg	Dry	10.00	EPA 8015B	SHAKER TABLE
Motor Oil C24-C36	610		30	3.6	mg/Kg	Dry	5.000	EPA 8015B	SHAKER TABLE
Acetone	38		17	1.5	ug/Kg	Dry	0.6831	EPA 8260B	EPA 5035
Acenaphthylene	0.013	J	0.030	0.0060	mg/Kg	Dry	5.000	EPA 8270C-SIM	EPA 3550B
Phenanthrene	0.059		0.030	0.0060	mg/Kg	Dry	5.000	EPA 8270C-SIM	EPA 3550B
Anthracene	0.011	J	0.030	0.0060	mg/Kg	Dry	5.000	EPA 8270C-SIM	EPA 3550B
Fluoranthene	0.085		0.030	0.0060	mg/Kg	Dry	5.000	EPA 8270C-SIM	EPA 3550B
Pyrene	0.083		0.030	0.0060	mg/Kg	Dry	5.000	EPA 8270C-SIM	EPA 3550B
Benzo(a)anthracene	0.029	J	0.030	0.0060	mg/Kg	Dry	5.000	EPA 8270C-SIM	EPA 3550B
Chrysene	0.052		0.030	0.0060	mg/Kg	Dry	5.000	EPA 8270C-SIM	EPA 3550B
Benzo(b)fluoranthene	0.040		0.030	0.0060	mg/Kg	Dry	5.000	EPA 8270C-SIM	EPA 3550B
Benzo(k)fluoranthene	0.015	J	0.030	0.0060	mg/Kg	Dry	5.000	EPA 8270C-SIM	EPA 3550B
Benzo(a)pyrene	0.052		0.030	0.0060	mg/Kg	Dry	5.000	EPA 8270C-SIM	EPA 3550B
Indeno(1,2,3-cd)pyrene	0.017	J	0.030	0.0060	mg/Kg	Dry	5.000	EPA 8270C-SIM	EPA 3550B
Benzo(g,h,i)perylene	0.044		0.030	0.0060	mg/Kg	Dry	5.000	EPA 8270C-SIM	EPA 3550B
Arsenic	7.8		0.33	0.11	mg/Kg	Dry	1.000	EPA 6010B	EPA 3050B
Barium	84		0.33	0.065	mg/Kg	Dry	1.000	EPA 6010B	EPA 3050B
Beryllium	0.25		0.13	0.025	mg/Kg	Dry	1.000	EPA 6010B	EPA 3050B
Cadmium	0.32	J	0.33	0.021	mg/Kg	Dry	1.000	EPA 6010B	EPA 3050B
Chromium	46		0.33	0.028	mg/Kg	Dry	1.000	EPA 6010B	EPA 3050B
Cobalt	6.4		0.33	0.026	mg/Kg	Dry	1.000	EPA 6010B	EPA 3050B
Copper	11		0.34	0.11	mg/Kg	Dry	1.000	EPA 6010B	EPA 3050B
Lead	16		0.33	0.097	mg/Kg	Dry	1.000	EPA 6010B	EPA 3050B
Mercury	0.17		0.019	0.0012	mg/Kg	Dry	1.000	EPA 7471A	METHOD
Molybdenum	0.29	J	0.33	0.074	mg/Kg	Dry	1.000	EPA 6010B	EPA 3050B
Nickel	33		0.33	0.090	mg/Kg	Dry	1.000	EPA 6010B	EPA 3050B
Vanadium	34		0.33	0.033	mg/Kg	Dry	1.000	EPA 6010B	EPA 3050B
Zinc	59		1.3	0.13	mg/Kg	Dry	1.000	EPA 6010B	EPA 3050B

Client Sample ID : IDW-S01-02

Laboratory Sample ID :

263387-002

Analyte	Result	Flags	RL	MDL	Units	Basis	IDF	Method	Prep Method
Gasoline C7-C12	1,100	Y	90	5.8	mg/Kg	Dry	500.0	EPA 8015B	EPA 5035
Diesel C10-C24	300	Y	1.2	0.15	mg/Kg	Dry	1.000	EPA 8015B	SHAKER TABLE
Diesel C10-C24	300	Y	1.2	0.15	mg/Kg	Dry	1.000	EPA 8015B	SHAKER TABLE
Motor Oil C24-C36	16		5.9	0.69	mg/Kg	Dry	1.000	EPA 8015B	SHAKER TABLE
Motor Oil C24-C36	16		5.9	0.69	mg/Kg	Dry	1.000	EPA 8015B	SHAKER TABLE
tert-Butylbenzene	97	J	1,100	57	ug/Kg	Dry	192.3	EPA 8260B	EPA 5035
sec-Butylbenzene	340	J	1,100	54	ug/Kg	Dry	192.3	EPA 8260B	EPA 5035
n-Butylbenzene	320	J	1,100	62	ug/Kg	Dry	192.3	EPA 8260B	EPA 5035
Naphthalene	2,100		1,100	44	ug/Kg	Dry	192.3	EPA 8260B	EPA 5035
Naphthalene	0.57		0.058	0.012	mg/Kg	Dry	10.00	EPA 8270C-SIM	EPA 3550B
Arsenic	2.4		0.27	0.089	mg/Kg	Dry	1.000	EPA 6010B	EPA 3050B
Barium	59		0.27	0.052	mg/Kg	Dry	1.000	EPA 6010B	EPA 3050B
Beryllium	0.25		0.11	0.020	mg/Kg	Dry	1.000	EPA 6010B	EPA 3050B
Cadmium	0.15	J	0.27	0.017	mg/Kg	Dry	1.000	EPA 6010B	EPA 3050B
Chromium	42		0.27	0.022	mg/Kg	Dry	1.000	EPA 6010B	EPA 3050B
Cobalt	7.2		0.27	0.021	mg/Kg	Dry	1.000	EPA 6010B	EPA 3050B
Copper	7.9		0.28	0.092	mg/Kg	Dry	1.000	EPA 6010B	EPA 3050B
Lead	3.9		0.27	0.078	mg/Kg	Dry	1.000	EPA 6010B	EPA 3050B
Mercury	0.018	J	0.018	0.0012	mg/Kg	Dry	1.000	EPA 7471A	METHOD
Molybdenum	0.12	J	0.27	0.060	mg/Kg	Dry	1.000	EPA 6010B	EPA 3050B
Nickel	28		0.27	0.072	mg/Kg	Dry	1.000	EPA 6010B	EPA 3050B
Vanadium	31		0.27	0.026	mg/Kg	Dry	1.000	EPA 6010B	EPA 3050B
Zinc	22		1.1	0.10	mg/Kg	Dry	1.000	EPA 6010B	EPA 3050B

Client Sample ID : CNG-B5-1

Laboratory Sample ID :

263387-003

Analyte	Result	Flags	RL	MDL	Units	Basis	IDF	Method	Prep Method
Gasoline C7-C12	0.021	J	0.21	0.011	mg/Kg	Dry	1.000	EPA 8015B	EPA 5035
Diesel C10-C24	48	Y	6.3	0.92	mg/Kg	Dry	5.000	EPA 8015B	SHAKER TABLE
Diesel C10-C24	35	Y	6.3	0.92	mg/Kg	Dry	5.000	EPA 8015B	SHAKER TABLE
Motor Oil C24-C36	390		31	2.5	mg/Kg	Dry	5.000	EPA 8015B	SHAKER TABLE
Motor Oil C24-C36	280		31	2.5	mg/Kg	Dry	5.000	EPA 8015B	SHAKER TABLE
2-Butanone	1.7	J	10	1.4	ug/Kg	Dry	0.8039	EPA 8260B	EPA 5035
Phenanthrene	0.027	J	0.062	0.012	mg/Kg	Dry	10.00	EPA 8270C-SIM	EPA 3550B
Fluoranthene	0.037	J	0.062	0.012	mg/Kg	Dry	10.00	EPA 8270C-SIM	EPA 3550B
Pyrene	0.029	J	0.062	0.012	mg/Kg	Dry	10.00	EPA 8270C-SIM	EPA 3550B
Benzo(a)anthracene	0.013	J	0.062	0.012	mg/Kg	Dry	10.00	EPA 8270C-SIM	EPA 3550B
Chrysene	0.034	J	0.062	0.012	mg/Kg	Dry	10.00	EPA 8270C-SIM	EPA 3550B
Arsenic	6.5		0.31	0.10	mg/Kg	Dry	1.000	EPA 6010B	EPA 3050B
Barium	61		0.31	0.060	mg/Kg	Dry	1.000	EPA 6010B	EPA 3050B
Beryllium	0.25		0.12	0.024	mg/Kg	Dry	1.000	EPA 6010B	EPA 3050B
Cadmium	0.31		0.31	0.020	mg/Kg	Dry	1.000	EPA 6010B	EPA 3050B
Chromium	50		0.31	0.026	mg/Kg	Dry	1.000	EPA 6010B	EPA 3050B
Cobalt	6.1		0.31	0.024	mg/Kg	Dry	1.000	EPA 6010B	EPA 3050B
Copper	9.7		0.32	0.11	mg/Kg	Dry	1.000	EPA 6010B	EPA 3050B
Lead	11		0.31	0.090	mg/Kg	Dry	1.000	EPA 6010B	EPA 3050B
Mercury	0.053		0.020	0.0013	mg/Kg	Dry	1.000	EPA 7471A	METHOD
Molybdenum	0.23	J	0.31	0.069	mg/Kg	Dry	1.000	EPA 6010B	EPA 3050B
Nickel	34		0.31	0.084	mg/Kg	Dry	1.000	EPA 6010B	EPA 3050B
Selenium	0.47	J	0.62	0.18	mg/Kg	Dry	1.000	EPA 6010B	EPA 3050B
Vanadium	34		0.31	0.031	mg/Kg	Dry	1.000	EPA 6010B	EPA 3050B
Zinc	47		1.2	0.12	mg/Kg	Dry	1.000	EPA 6010B	EPA 3050B

Client Sample ID : IDW-W01-01

Laboratory Sample ID :

263387-004

Analyte	Result	Flags	RL	MDL	Units	Basis	IDF	Method	Prep Method
Gasoline C7-C12	81	Y	50	13	ug/L	As Recd	1.000	EPA 8015B	EPA 5030B
Diesel C10-C24	840		50	16	ug/L	As Recd	1.000	EPA 8015B	EPA 3520C
Diesel C10-C24	72	Y	50	16	ug/L	As Recd	1.000	EPA 8015B	EPA 3520C
Motor Oil C24-C36	410		300	96	ug/L	As Recd	1.000	EPA 8015B	EPA 3520C
Motor Oil C24-C36	230	J	300	96	ug/L	As Recd	1.000	EPA 8015B	EPA 3520C
Acetone	28	J	500	16	ug/L	As Recd	50.00	EPA 8260B	EPA 5030B
Arsenic	5.5		5.0	1.3	ug/L	TOTAL	1.000	EPA 6010B	EPA 3010A
Barium	150		5.0	1.0	ug/L	TOTAL	1.000	EPA 6010B	EPA 3010A
Beryllium	0.42	J	2.0	0.30	ug/L	TOTAL	1.000	EPA 6010B	EPA 3010A
Chromium	85		5.0	0.57	ug/L	TOTAL	1.000	EPA 6010B	EPA 3010A
Cobalt	18		5.0	0.32	ug/L	TOTAL	1.000	EPA 6010B	EPA 3010A
Copper	18		5.0	0.99	ug/L	TOTAL	1.000	EPA 6010B	EPA 3010A
Lead	7.2		5.0	0.91	ug/L	TOTAL	1.000	EPA 6010B	EPA 3010A
Mercury	0.048	J	0.20	0.040	ug/L	TOTAL	1.000	EPA 7470A	METHOD
Molybdenum	3.1	J	5.0	0.40	ug/L	TOTAL	1.000	EPA 6010B	EPA 3010A
Nickel	73		5.0	0.71	ug/L	TOTAL	1.000	EPA 6010B	EPA 3010A
Vanadium	58		5.0	0.67	ug/L	TOTAL	1.000	EPA 6010B	EPA 3010A
Zinc	160		20	3.0	ug/L	TOTAL	1.000	EPA 6010B	EPA 3010A

Client Sample ID : TRIP BLANK

Laboratory Sample ID :

263387-005

Analyte	Result	Flags	RL	MDL	Units	Basis	IDF	Method	Prep Method
Acetone	1.3	J	10	0.3	ug/L	As Recd	1.000	EPA 8260B	EPA 5030B

J = Estimated value

Y = Sample exhibits chromatographic pattern which does not resemble standard

Total Volatile Hydrocarbons			
Lab #:	263387	Location:	CNG Fueling Station, Oakland
Client:	Weiss Associates	Prep:	EPA 5030B
Project#:	259-1971.15	Analysis:	EPA 8015B
Field ID:	IDW-W01-01	Batch#:	218767
Matrix:	Water	Sampled:	12/16/14
Units:	ug/L	Received:	12/16/14
Diln Fac:	1.000	Analyzed:	12/22/14

Type: SAMPLE Lab ID: 263387-004

Analyte	Result	RL	MDL
Gasoline C7-C12	81 Y	50	13

Surrogate	%REC	Limits
Bromofluorobenzene (FID)	101	77-128

Type: BLANK Lab ID: QC770807

Analyte	Result	RL	MDL
Gasoline C7-C12	ND	50	13

Surrogate	%REC	Limits
Bromofluorobenzene (FID)	101	77-128

Y= Sample exhibits chromatographic pattern which does not resemble standard
 ND= Not Detected at or above MDL
 RL= Reporting Limit
 MDL= Method Detection Limit

Batch QC Report

Total Volatile Hydrocarbons			
Lab #:	263387	Location:	CNG Fueling Station, Oakland
Client:	Weiss Associates	Prep:	EPA 5030B
Project#:	259-1971.15	Analysis:	EPA 8015B
Type:	LCS	Diln Fac:	1.000
Lab ID:	QC770806	Batch#:	218767
Matrix:	Water	Analyzed:	12/22/14
Units:	ug/L		

Analyte	Spiked	Result	%REC	Limits
Gasoline C7-C12	1,000	982.8	98	80-120

Surrogate	%REC	Limits
Bromofluorobenzene (FID)	97	77-128

Batch QC Report

Total Volatile Hydrocarbons			
Lab #:	263387	Location:	CNG Fueling Station, Oakland
Client:	Weiss Associates	Prep:	EPA 5030B
Project#:	259-1971.15	Analysis:	EPA 8015B
Field ID:	ZZZZZZZZZZ	Batch#:	218767
MSS Lab ID:	263375-001	Sampled:	12/15/14
Matrix:	Water	Received:	12/16/14
Units:	ug/L	Analyzed:	12/22/14
Diln Fac:	1.000		

Type: MS Lab ID: QC770808

Analyte	MSS Result	Spiked	Result	%REC	Limits
Gasoline C7-C12	17.96	2,000	1,983	98	74-120

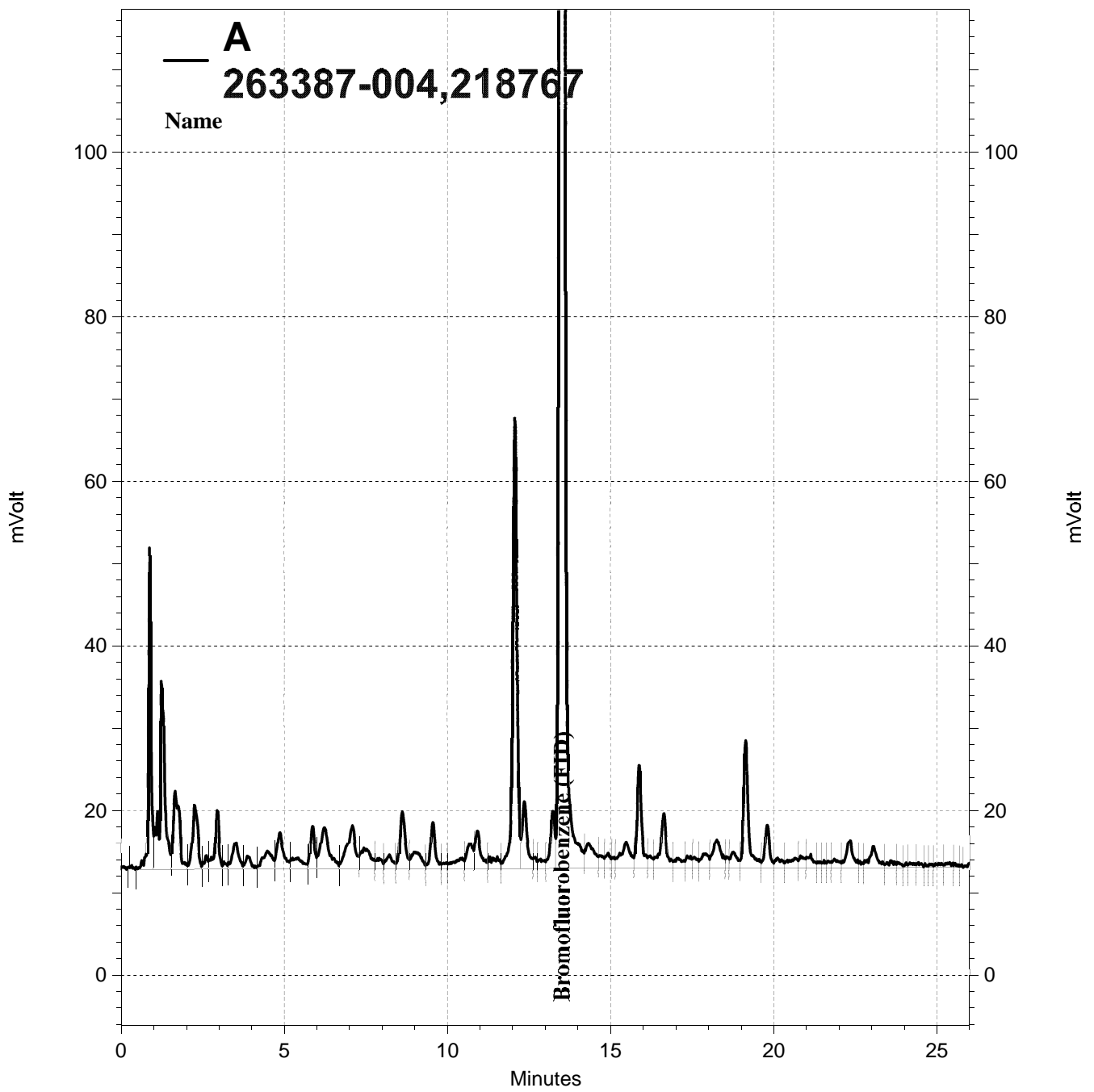
Surrogate	%REC	Limits
Bromofluorobenzene (FID)	111	77-128

Type: MSD Lab ID: QC770809

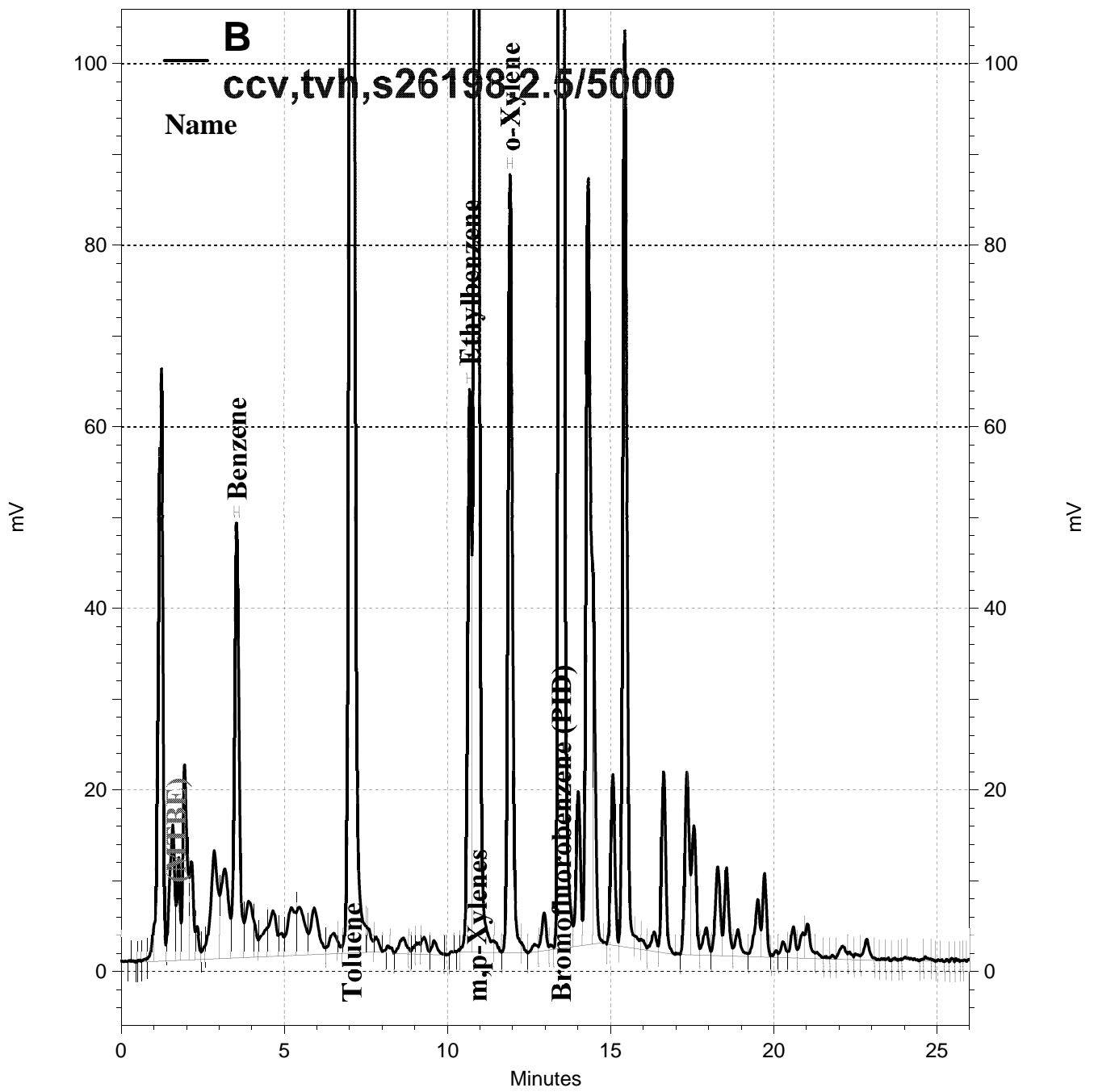
Analyte	Spiked	Result	%REC	Limits	RPD	Lim
Gasoline C7-C12	2,000	1,921	95	74-120	3	27

Surrogate	%REC	Limits
Bromofluorobenzene (FID)	110	77-128

RPD= Relative Percent Difference



— \\Lims\gdrive\ezchrom\Projects\GC04\Data\356-008, A



— \\Lims\gdrive\ezchrom\Projects\GC04\Data\356-002, B

Gasoline by GC/FID (5035 Prep)			
Lab #:	263387	Location:	CNG Fueling Station, Oakland
Client:	Weiss Associates	Prep:	EPA 5035
Project#:	259-1971.15	Analysis:	EPA 8015B
Matrix:	Soil	Sampled:	12/16/14
Units:	mg/Kg	Received:	12/16/14
Basis:	dry		

Field ID:	IDW-S01-01	Diln Fac:	1.000
Type:	SAMPLE	Batch#:	218773
Lab ID:	263387-001	Analyzed:	12/22/14
Moisture:	18%		

Analyte	Result	RL	MDL
Gasoline C7-C12	0.13 J	0.20	0.011

Surrogate	%REC	Limits
Bromofluorobenzene (FID)	95	67-137

Field ID:	IDW-S01-02	Diln Fac:	500.0
Type:	SAMPLE	Batch#:	218861
Lab ID:	263387-002	Analyzed:	12/26/14
Moisture:	15%		

Analyte	Result	RL	MDL
Gasoline C7-C12	1,100 Y	90	5.8

Surrogate	%REC	Limits
Bromofluorobenzene (FID)	125	67-137

Field ID:	CNG-B5-1	Diln Fac:	1.000
Type:	SAMPLE	Batch#:	218773
Lab ID:	263387-003	Analyzed:	12/22/14
Moisture:	20%		

Analyte	Result	RL	MDL
Gasoline C7-C12	0.021 J	0.21	0.011

Surrogate	%REC	Limits
Bromofluorobenzene (FID)	93	67-137

J= Estimated value

Y= Sample exhibits chromatographic pattern which does not resemble standard

RL= Reporting Limit

MDL= Method Detection Limit

Gasoline by GC/FID (5035 Prep)

Lab #:	263387	Location:	CNG Fueling Station, Oakland
Client:	Weiss Associates	Prep:	EPA 5035
Project#:	259-1971.15	Analysis:	EPA 8015B
Matrix:	Soil	Sampled:	12/16/14
Units:	mg/Kg	Received:	12/16/14
Basis:	dry		

Type:	BLANK	Batch#:	218773
Lab ID:	QC770840	Analyzed:	12/22/14
Diln Fac:	1.000		

Analyte	Result	RL	MDL
Gasoline C7-C12	0.013 J	0.20	0.011

Surrogate	%REC	Limits
Bromofluorobenzene (FID)	90	67-137

Type:	BLANK	Batch#:	218861
Lab ID:	QC771173	Analyzed:	12/26/14
Diln Fac:	1.000		

Analyte	Result	RL	MDL
Gasoline C7-C12	0.030 J	0.20	0.013

Surrogate	%REC	Limits
Bromofluorobenzene (FID)	86	67-137

J= Estimated value

Y= Sample exhibits chromatographic pattern which does not resemble standard

RL= Reporting Limit

MDL= Method Detection Limit

Batch QC Report

Gasoline by GC/FID (5035 Prep)			
Lab #:	263387	Location:	CNG Fueling Station, Oakland
Client:	Weiss Associates	Prep:	EPA 5035
Project#:	259-1971.15	Analysis:	EPA 8015B
Matrix:	Soil	Batch#:	218773
Units:	mg/Kg	Analyzed:	12/22/14
Diln Fac:	1.000		

Type: BS Lab ID: QC770838

Analyte	Spiked	Result	%REC	Limits
Gasoline C7-C12	1.000	0.9285	93	80-120

Surrogate	%REC	Limits
Bromofluorobenzene (FID)	93	67-137

Type: BSD Lab ID: QC770839

Analyte	Spiked	Result	%REC	Limits	RPD	Lim
Gasoline C7-C12	1.000	0.9220	92	80-120	1	20

Surrogate	%REC	Limits
Bromofluorobenzene (FID)	90	67-137

RPD= Relative Percent Difference

Batch QC Report

Gasoline by GC/FID (5035 Prep)			
Lab #:	263387	Location:	CNG Fueling Station, Oakland
Client:	Weiss Associates	Prep:	EPA 5035
Project#:	259-1971.15	Analysis:	EPA 8015B
Matrix:	Soil	Batch#:	218861
Units:	mg/Kg	Analyzed:	12/26/14
Diln Fac:	1.000		

Type: BS Lab ID: QC771174

Analyte	Spiked	Result	%REC	Limits
Gasoline C7-C12	1.000	0.9532	95	80-120

Surrogate	%REC	Limits
Bromofluorobenzene (FID)	89	67-137

Type: BSD Lab ID: QC771175

Analyte	Spiked	Result	%REC	Limits	RPD	Lim
Gasoline C7-C12	2.000	1.856	93	80-120	3	20

Surrogate	%REC	Limits
Bromofluorobenzene (FID)	94	67-137

RPD= Relative Percent Difference

Batch QC Report

Gasoline by GC/FID (5035 Prep)			
Lab #:	263387	Location:	CNG Fueling Station, Oakland
Client:	Weiss Associates	Prep:	EPA 5030B
Project#:	259-1971.15	Analysis:	EPA 8015B
Field ID:	ZZZZZZZZZZ	Diln Fac:	1.000
MSS Lab ID:	263532-031	Batch#:	218861
Matrix:	Soil	Sampled:	12/22/14
Units:	mg/Kg	Received:	12/22/14
Basis:	as received	Analyzed:	12/26/14

Type: MS Lab ID: QC771238

Analyte	MSS Result	Spiked	Result	%REC	Limits
Gasoline C7-C12	0.2399	10.42	8.129	76	42-120

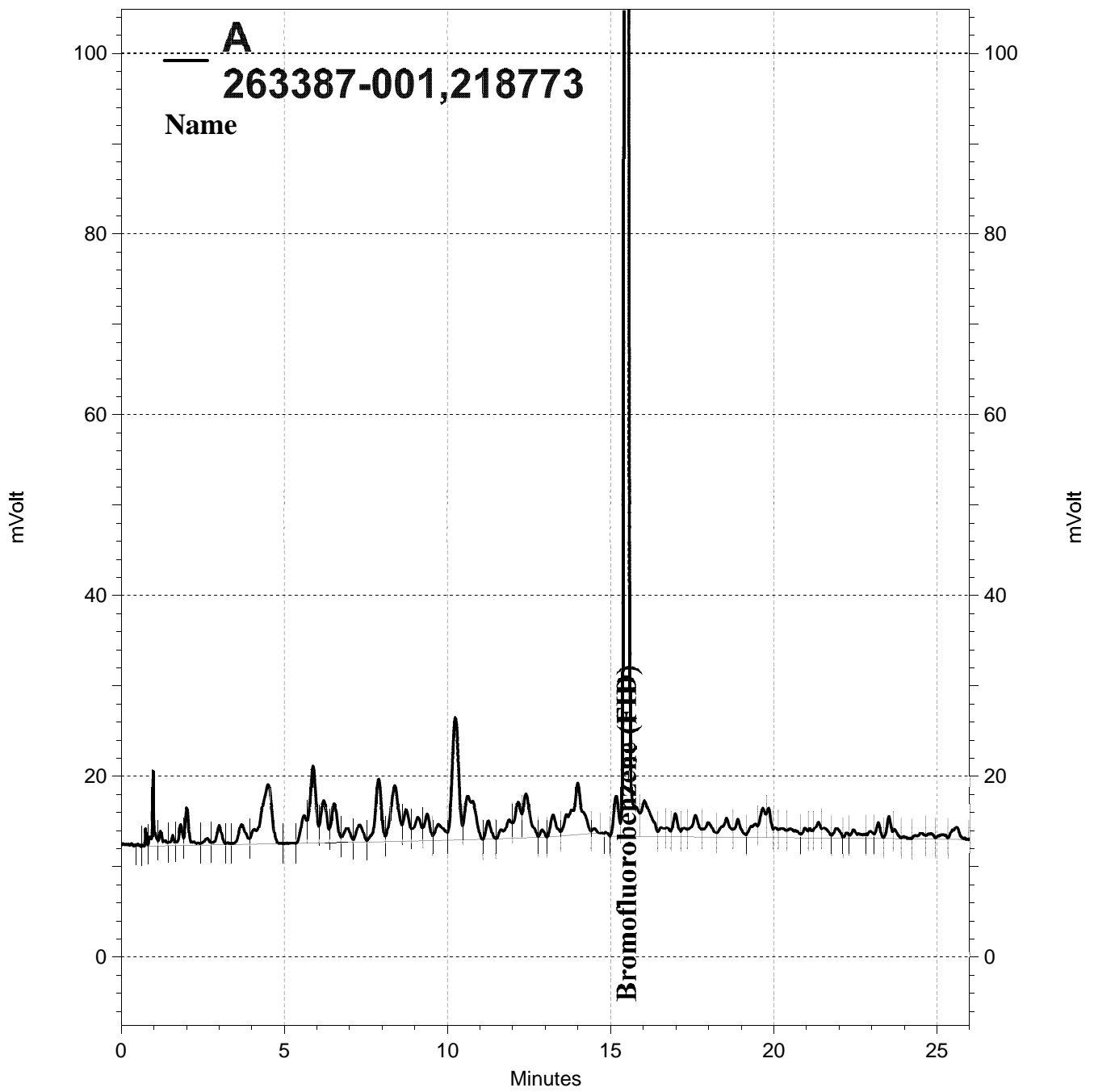
Surrogate	%REC	Limits
Bromofluorobenzene (FID)	102	67-137

Type: MSD Lab ID: QC771239

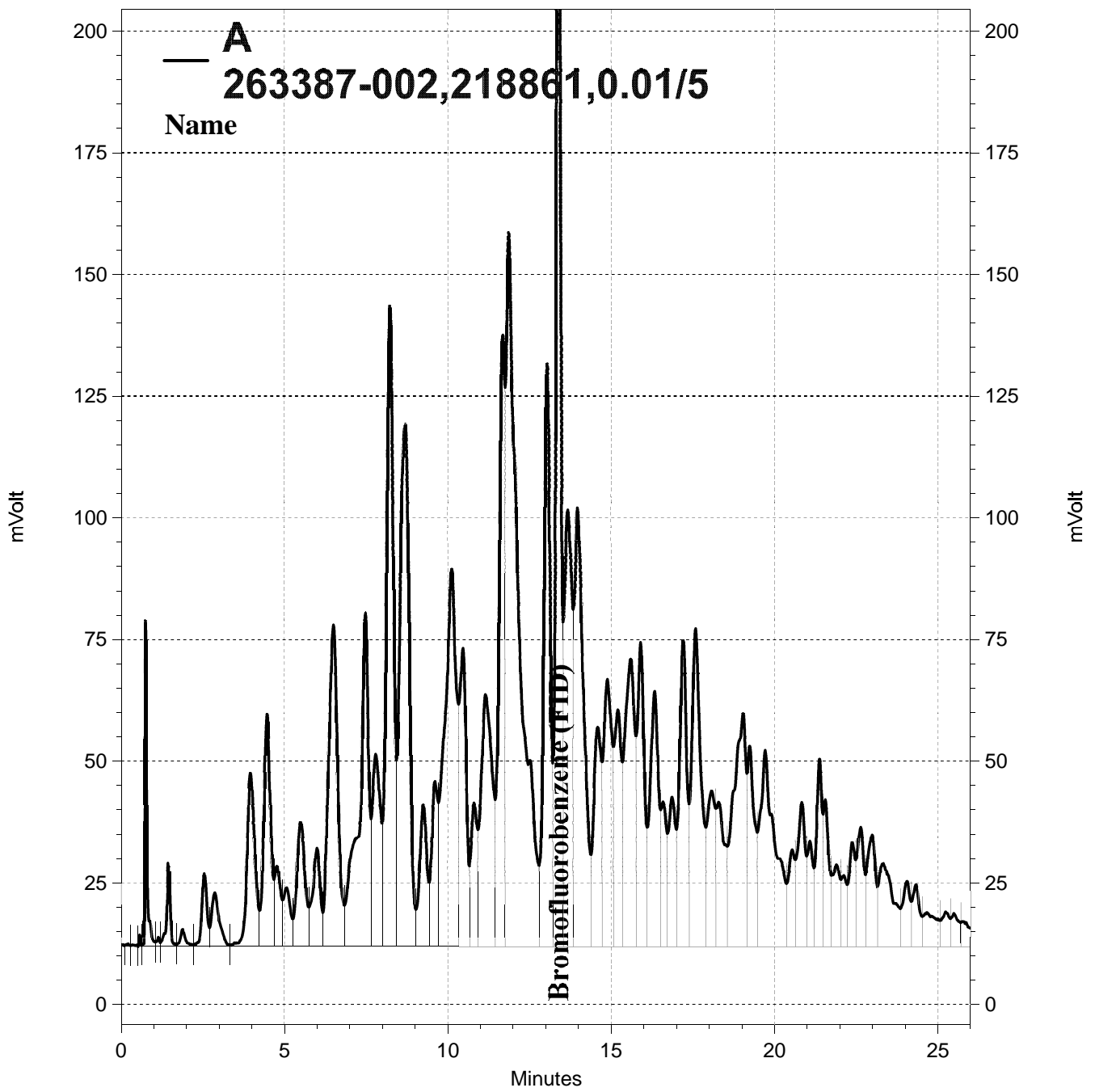
Analyte	Spiked	Result	%REC	Limits	RPD	Lim
Gasoline C7-C12	10.20	7.867	75	42-120	1	44

Surrogate	%REC	Limits
Bromofluorobenzene (FID)	103	67-137

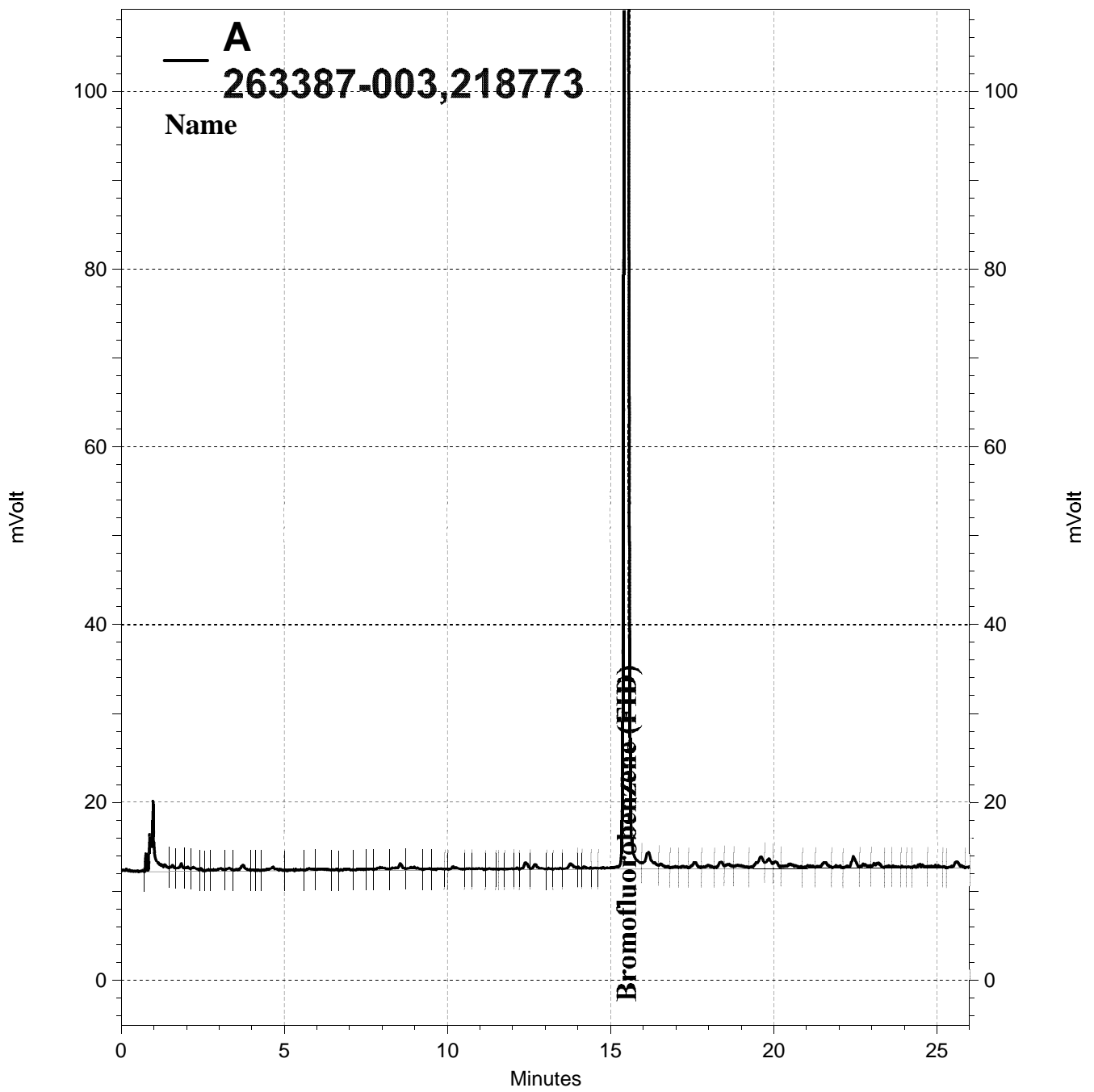
RPD= Relative Percent Difference



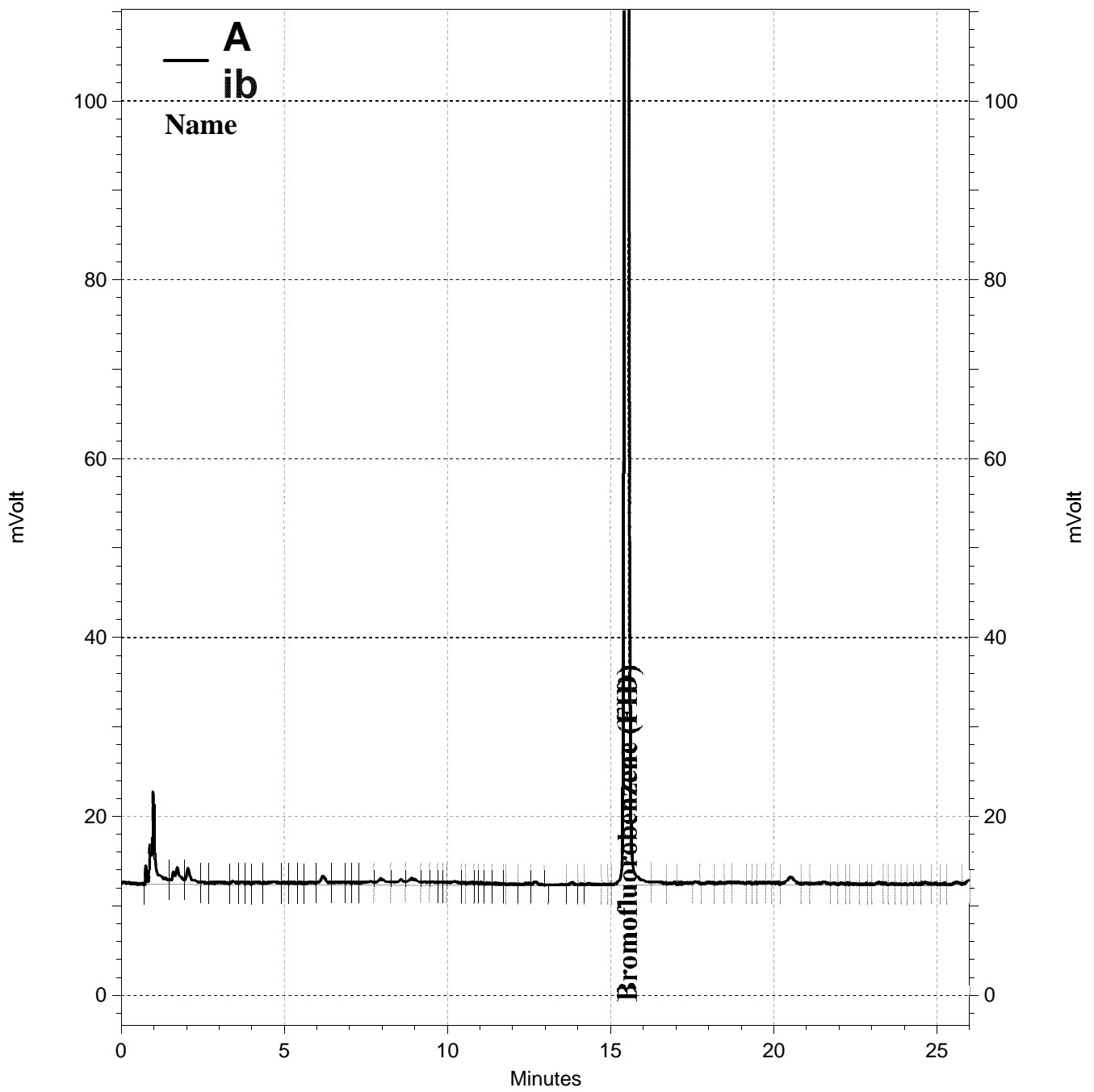
— \\Lims\gdrive\ezchrom\Projects\GC07\Data\356-007, A



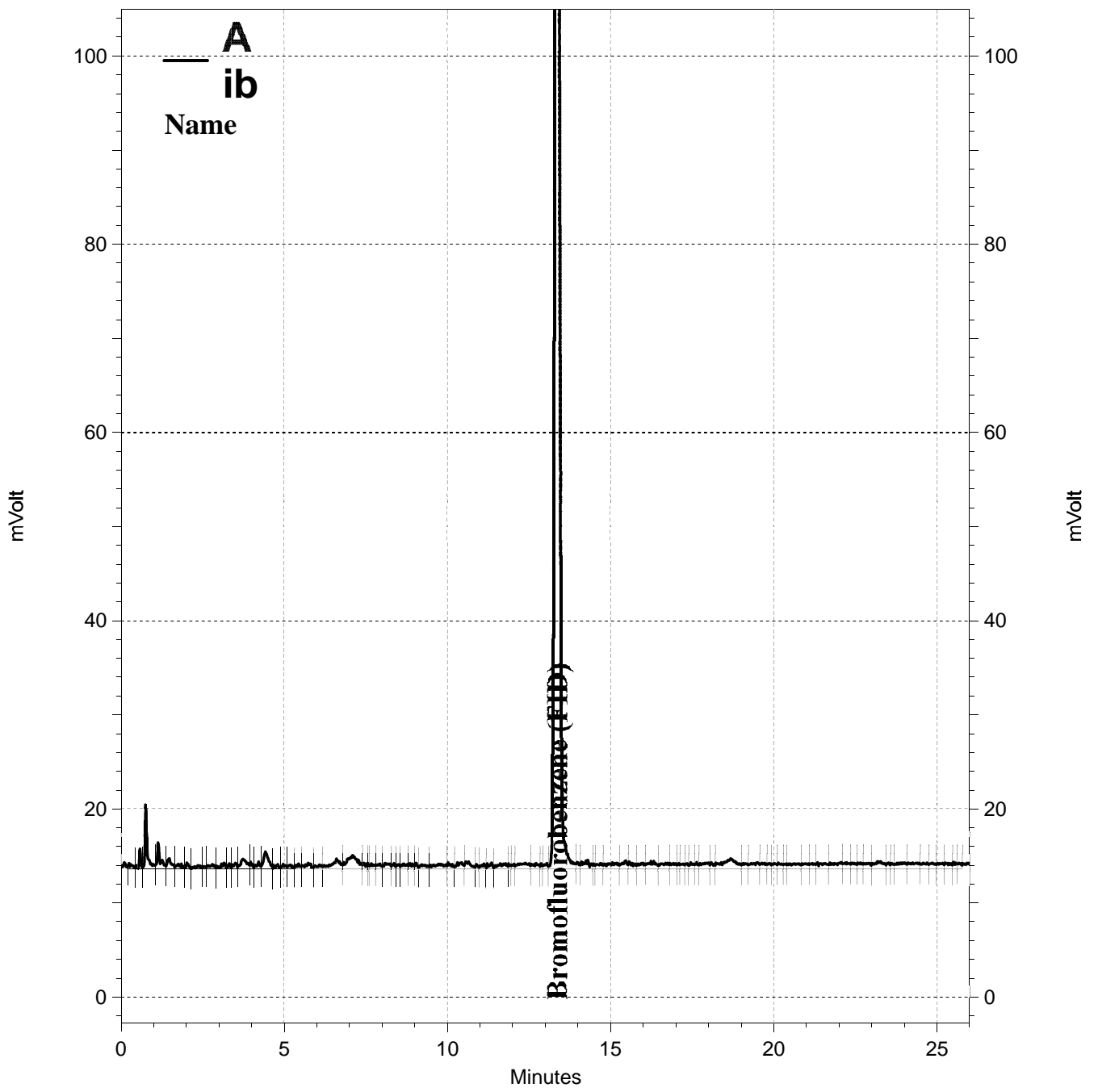
— \\Lims\gdrive\ezchrom\Projects\GC05\Data\360-008, A



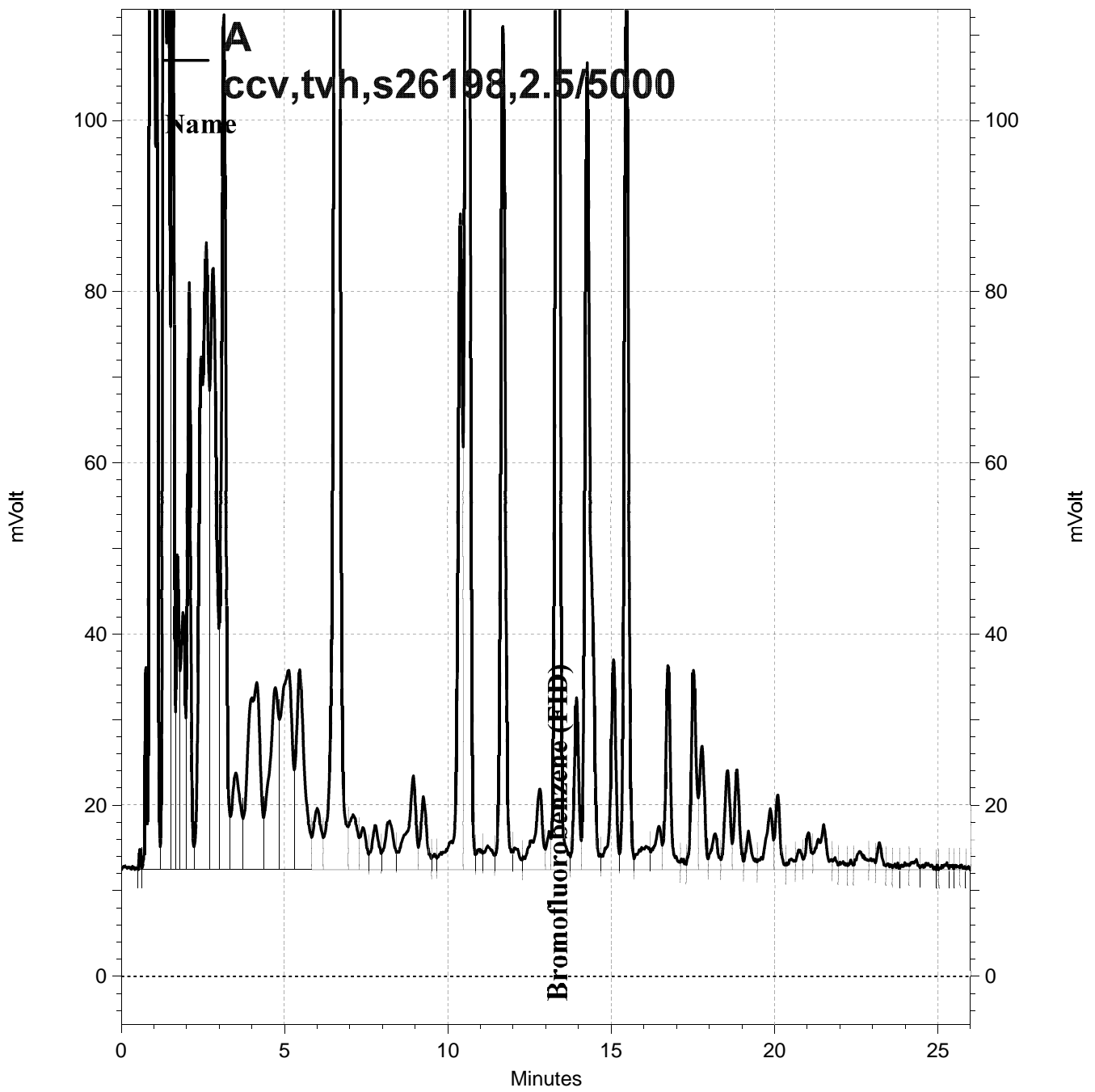
— \\Lims\gdrive\ezchrom\Projects\GC07\Data\356-008, A



— \\Lims\gdrive\ezchrom\Projects\GC07\Data\356-005, A



— \\Lims\gdrive\ezchrom\Projects\GC05\Data\360-005, A



— \\Lims\gdrive\ezchrom\Projects\GC05\Data\360-003, A

Batch QC Report

Total Extractable Hydrocarbons			
Lab #:	263387	Location:	CNG Fueling Station, Oakland
Client:	Weiss Associates	Prep:	EPA 3520C
Project#:	259-1971.15	Analysis:	EPA 8015B
Matrix:	Water	Batch#:	218648
Units:	ug/L	Prepared:	12/18/14
Diln Fac:	1.000		

Type: BS Cleanup Method: EPA 3630C
 Lab ID: QC770362

Analyte	Spiked	Result	%REC	Limits	Analyzed
Diesel C10-C24	2,500	2,336	93	61-120	12/31/14
Diesel C10-C24 (SGCU)	2,500	2,083	83	61-120	12/19/14

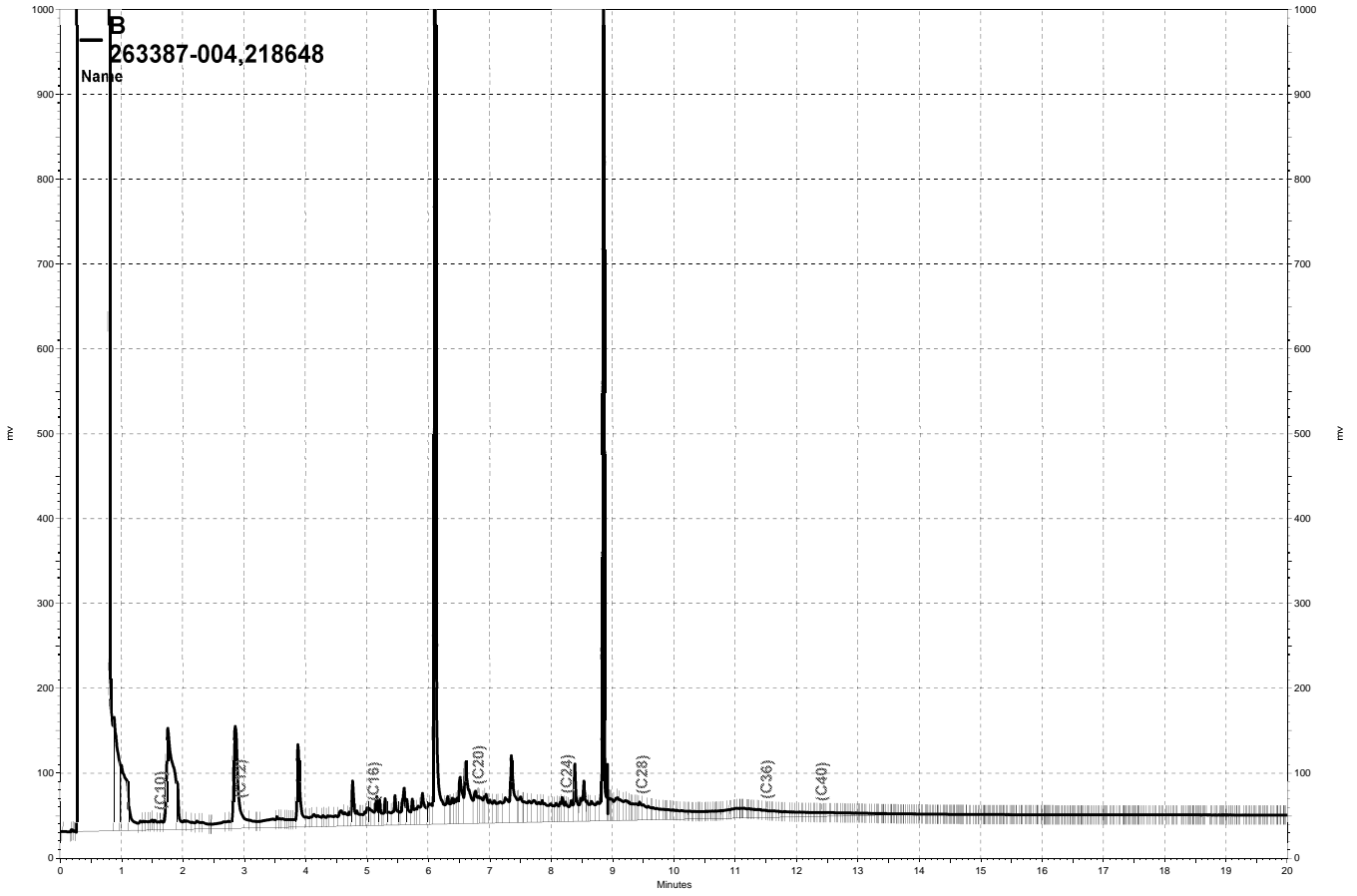
Surrogate	%REC	Limits	Analyzed
o-Terphenyl	103	66-129	12/31/14
o-Terphenyl (SGCU)	88	66-129	12/19/14

Type: BSD Cleanup Method: EPA 3630C
 Lab ID: QC770363

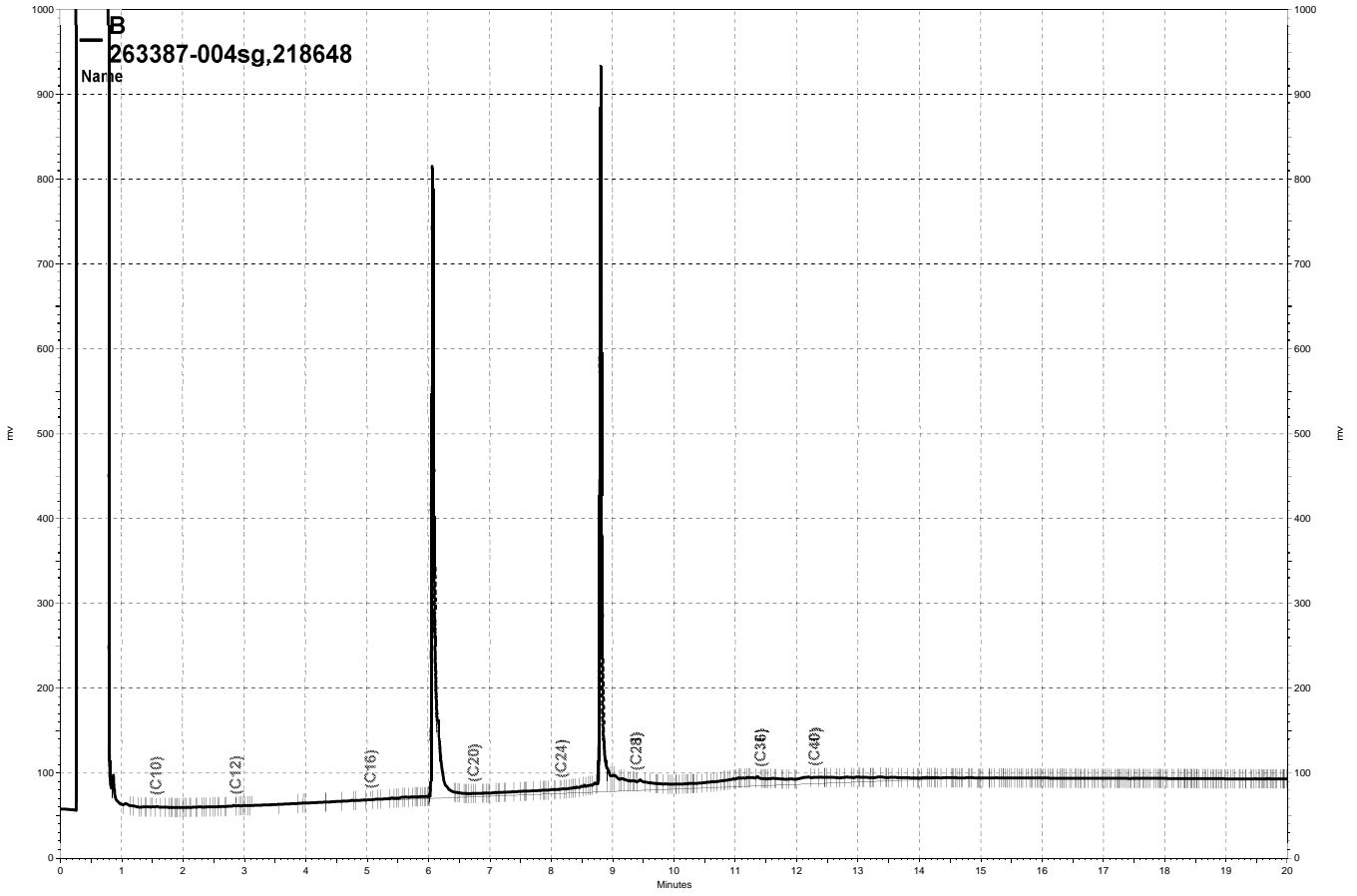
Analyte	Spiked	Result	%REC	Limits	RPD	Lim	Analyzed
Diesel C10-C24	2,500	2,271	91	61-120	3	45	12/31/14
Diesel C10-C24 (SGCU)	2,500	1,882	75	61-120	10	45	12/19/14

Surrogate	%REC	Limits	Analyzed
o-Terphenyl	103	66-129	12/31/14
o-Terphenyl (SGCU)	83	66-129	12/19/14

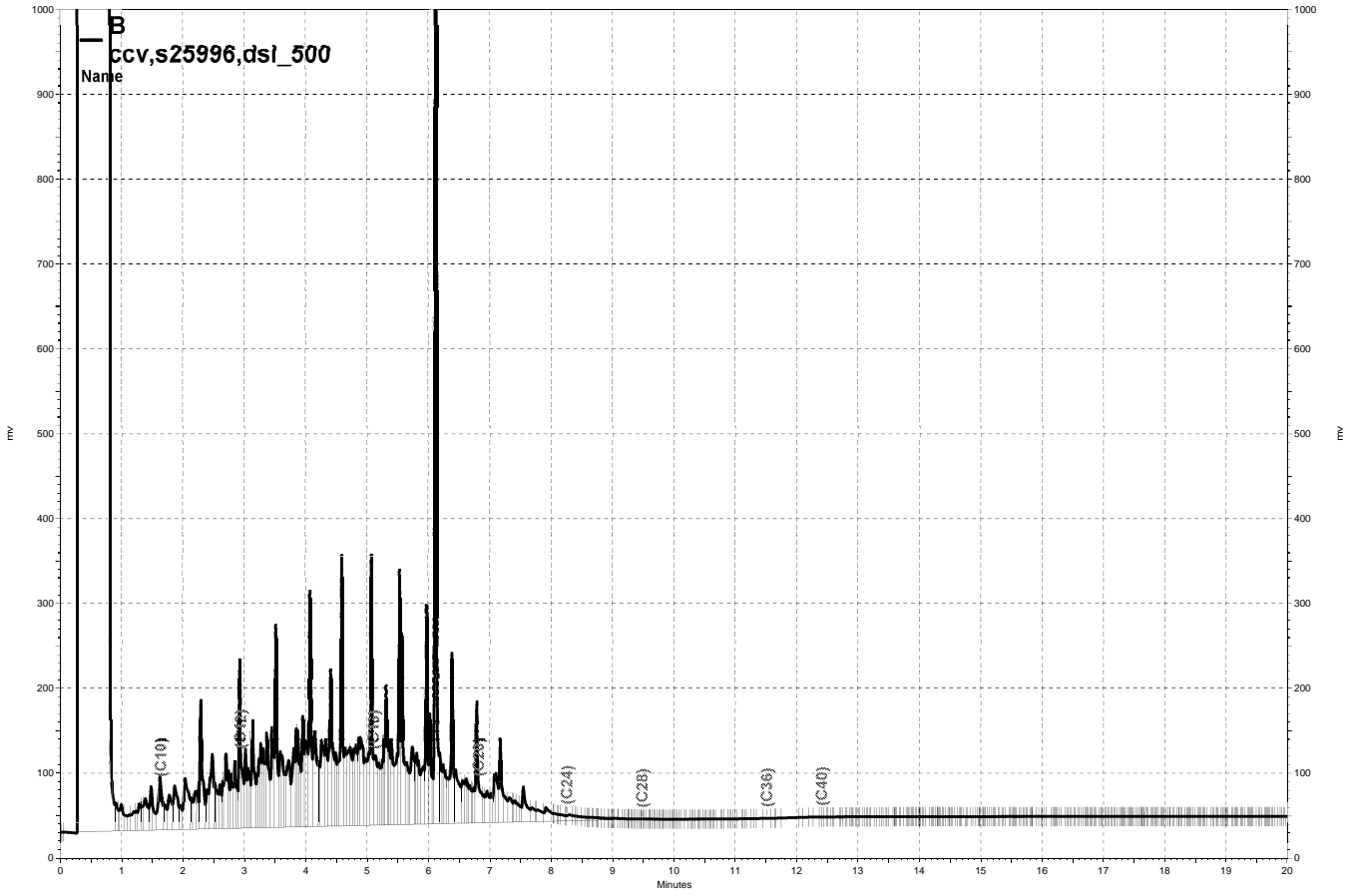
RPD= Relative Percent Difference
 SGCU= Silica gel cleanup



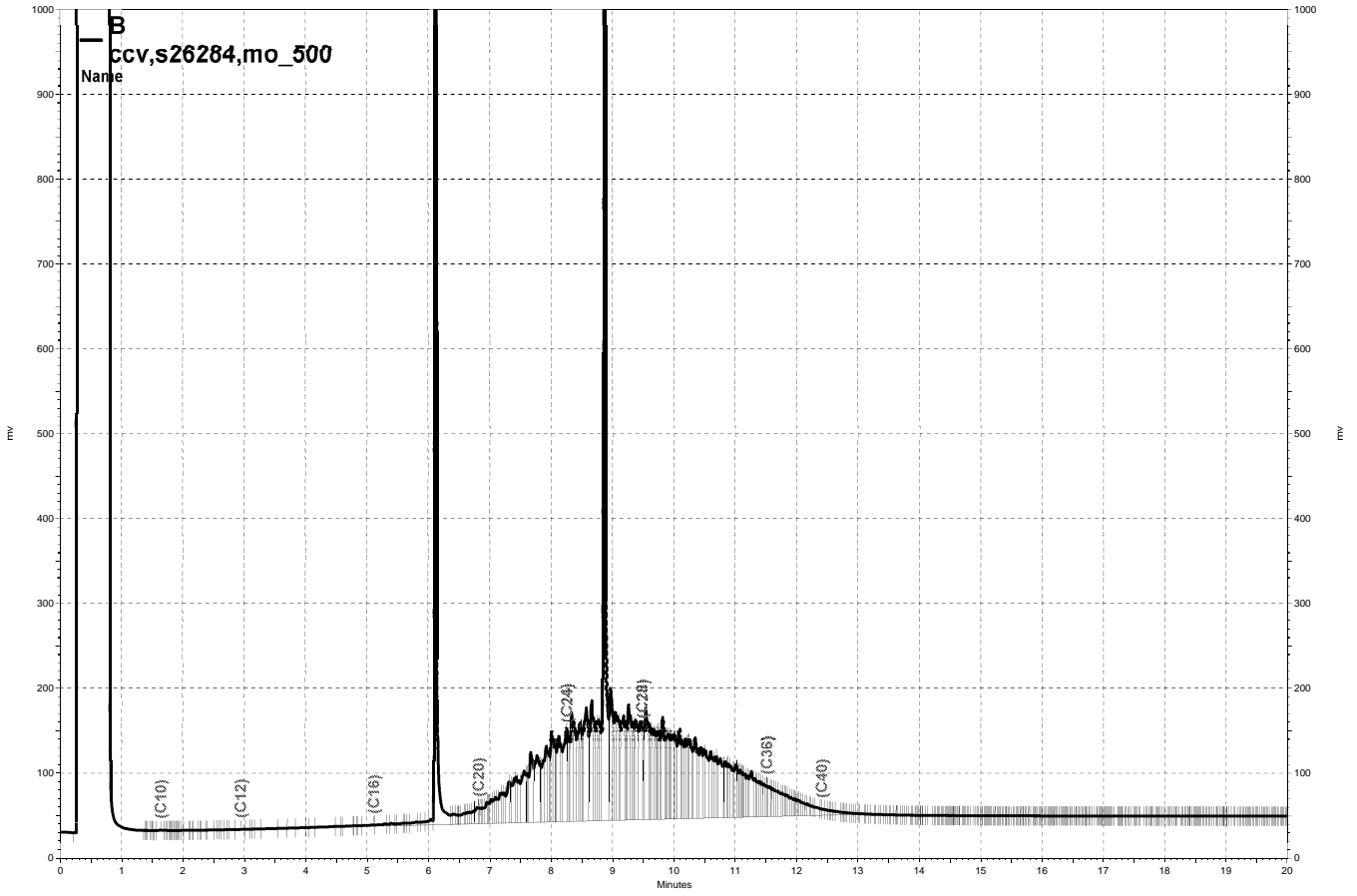
\\Lims\gdrive\ezchrom\Projects\GC15B\Data\353b025, B



— \\Lims\gdrive\ezchrom\Projects\GC15B\Data\004b014, B



— \\Lims\gdrive\ezchrom\Projects\GC15B\Data\353b015, B



— \\Lims\gdrive\ezchrom\Projects\GC15B\Data\353b014, B

Total Extractable Hydrocarbons			
Lab #:	263387	Location:	CNG Fueling Station, Oakland
Client:	Weiss Associates	Prep:	SHAKER TABLE
Project#:	259-1971.15	Analysis:	EPA 8015B
Matrix:	Soil	Sampled:	12/16/14
Units:	mg/Kg	Received:	12/16/14
Basis:	dry	Prepared:	12/19/14
Batch#:	218709		

Field ID: IDW-S01-01 Moisture: 18%
 Type: SAMPLE Cleanup Method: EPA 3630C
 Lab ID: 263387-001

Analyte	Result	RL	MDL	Diln Fac	Analyzed
Diesel C10-C24	210 Y	12	1.9	10.00	12/22/14
Diesel C10-C24 (SGCU)	160 Y	6.1	0.75	5.000	01/04/15
Motor Oil C24-C36	1,500	61	7.9	10.00	12/22/14
Motor Oil C24-C36 (SGCU)	610	30	3.6	5.000	01/04/15

Surrogate	%REC	Limits	Diln Fac	Analyzed
o-Terphenyl	DO	64-136	10.00	12/22/14
o-Terphenyl (SGCU)	81	64-136	5.000	01/04/15

Field ID: IDW-S01-02 Moisture: 15%
 Type: SAMPLE Diln Fac: 1.000
 Lab ID: 263387-002 Cleanup Method: EPA 3630C

Analyte	Result	RL	MDL	Analyzed
Diesel C10-C24	300 Y	1.2	0.15	12/22/14
Diesel C10-C24 (SGCU)	300 Y	1.2	0.15	01/04/15
Motor Oil C24-C36	16	5.9	0.69	12/22/14
Motor Oil C24-C36 (SGCU)	16	5.9	0.69	01/04/15

Surrogate	%REC	Limits	Analyzed
o-Terphenyl	105	64-136	12/22/14
o-Terphenyl (SGCU)	111	64-136	01/04/15

J= Estimated value
 Y= Sample exhibits chromatographic pattern which does not resemble standard
 DO= Diluted Out
 ND= Not Detected at or above MDL
 RL= Reporting Limit
 MDL= Method Detection Limit
 SGCU= Silica gel cleanup

Total Extractable Hydrocarbons			
Lab #:	263387	Location:	CNG Fueling Station, Oakland
Client:	Weiss Associates	Prep:	SHAKER TABLE
Project#:	259-1971.15	Analysis:	EPA 8015B
Matrix:	Soil	Sampled:	12/16/14
Units:	mg/Kg	Received:	12/16/14
Basis:	dry	Prepared:	12/19/14
Batch#:	218709		

Field ID: CNG-B5-1 Moisture: 20%
 Type: SAMPLE Diln Fac: 5.000
 Lab ID: 263387-003 Cleanup Method: EPA 3630C

Analyte	Result	RL	MDL	Analyzed
Diesel C10-C24	48 Y	6.3	0.92	12/22/14
Diesel C10-C24 (SGCU)	35 Y	6.3	0.92	01/05/15
Motor Oil C24-C36	390	31	2.5	12/22/14
Motor Oil C24-C36 (SGCU)	280	31	2.5	01/05/15

Surrogate	%REC	Limits	Analyzed
o-Terphenyl	105	64-136	12/22/14
o-Terphenyl (SGCU)	83	64-136	01/05/15

Type: BLANK Analyzed: 12/22/14
 Lab ID: QC770574 Cleanup Method: EPA 3630C
 Diln Fac: 1.000

Analyte	Result	RL	MDL
Diesel C10-C24	0.33 J	1.0	0.12
Diesel C10-C24 (SGCU)	0.52 J	1.0	0.12
Motor Oil C24-C36	ND	5.0	0.59
Motor Oil C24-C36 (SGCU)	0.68 J	5.0	0.59

Surrogate	%REC	Limits
o-Terphenyl	100	64-136
o-Terphenyl (SGCU)	86	64-136

J= Estimated value
 Y= Sample exhibits chromatographic pattern which does not resemble standard
 DO= Diluted Out
 ND= Not Detected at or above MDL
 RL= Reporting Limit
 MDL= Method Detection Limit
 SGCU= Silica gel cleanup

Batch QC Report

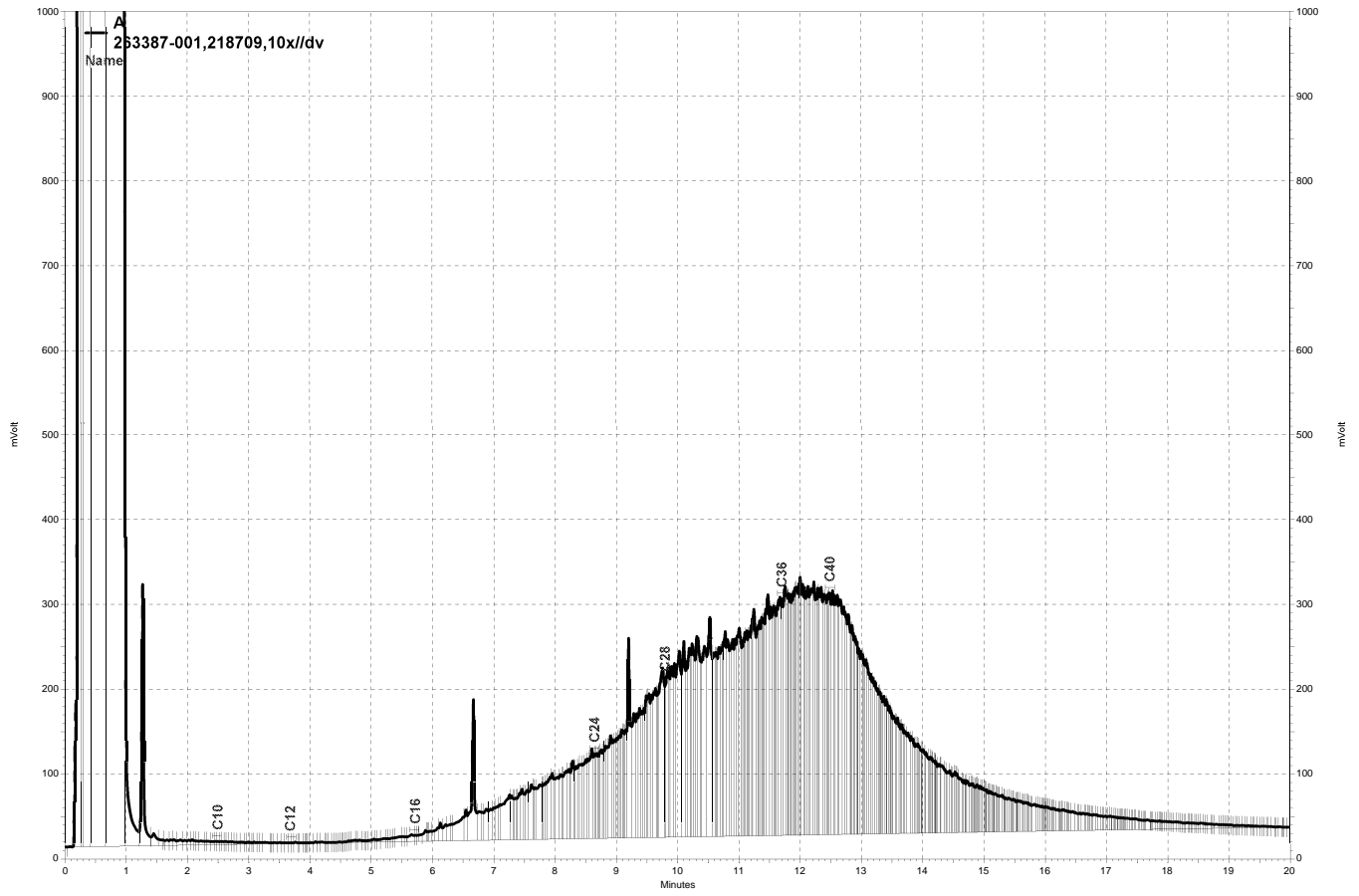
Total Extractable Hydrocarbons			
Lab #:	263387	Location:	CNG Fueling Station, Oakland
Client:	Weiss Associates	Prep:	SHAKER TABLE
Project#:	259-1971.15	Analysis:	EPA 8015B
Type:	LCS	Diln Fac:	1.000
Lab ID:	QC770575	Batch#:	218709
Matrix:	Soil	Prepared:	12/19/14
Units:	mg/Kg		

Cleanup Method: EPA 3630C

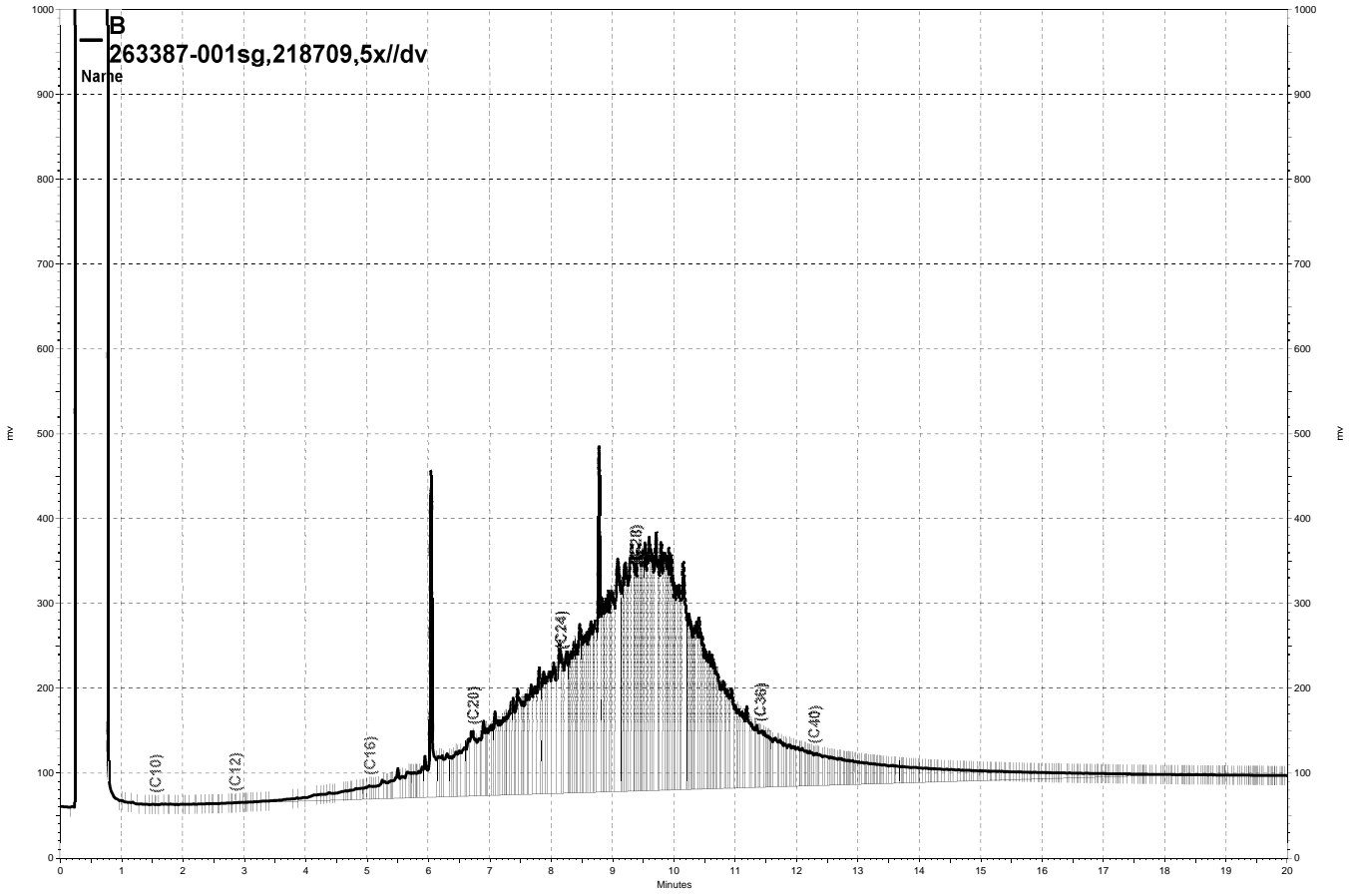
Analyte	Spiked	Result	%REC	Limits	Analyzed
Diesel C10-C24	49.60	54.21	109	61-132	12/31/14
Diesel C10-C24 (SGCU)	49.60	46.88	95	61-132	12/22/14

Surrogate	%REC	Limits	Analyzed
o-Terphenyl	113	64-136	12/31/14
o-Terphenyl (SGCU)	89	64-136	12/22/14

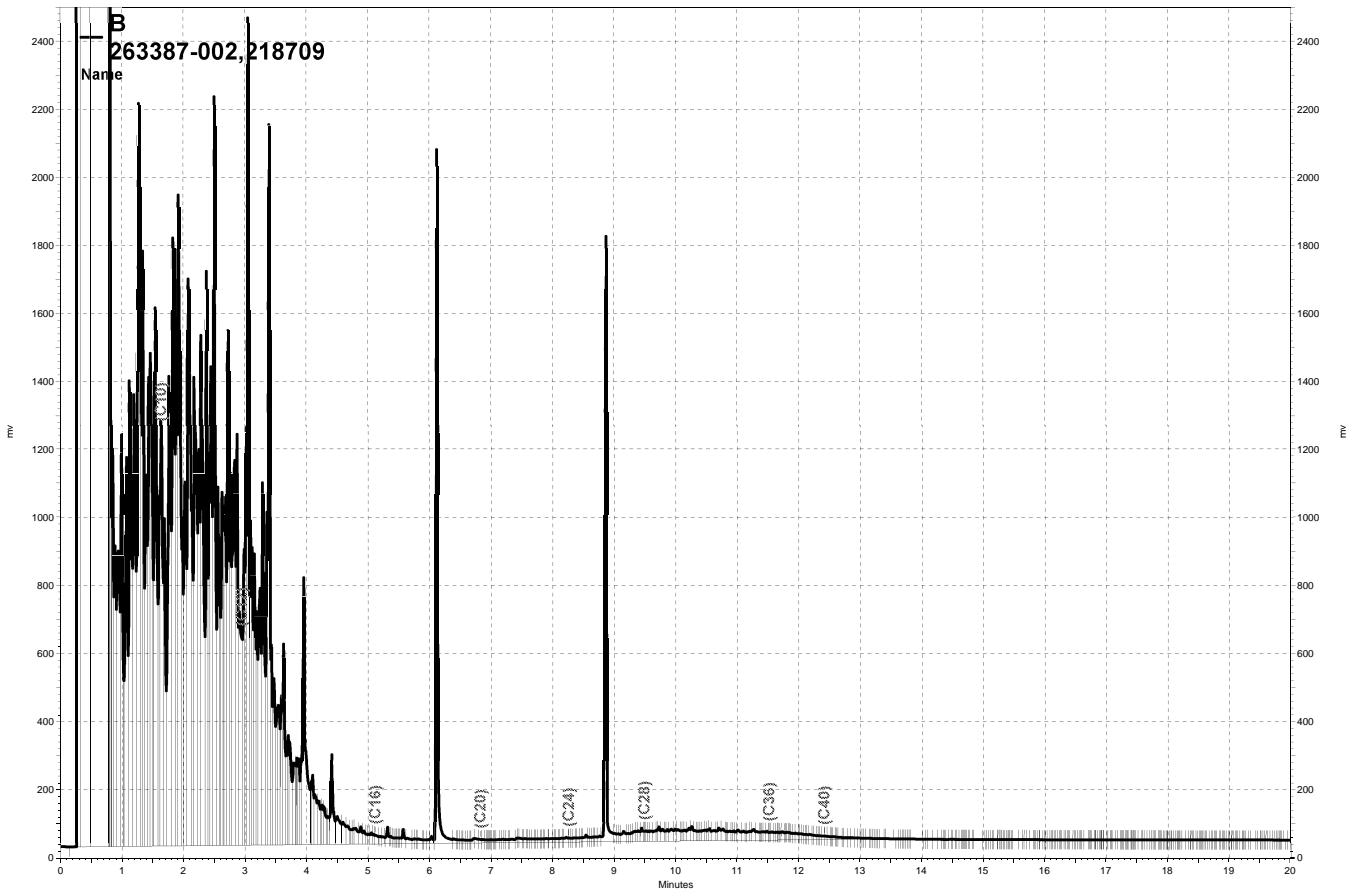
SGCU= Silica gel cleanup



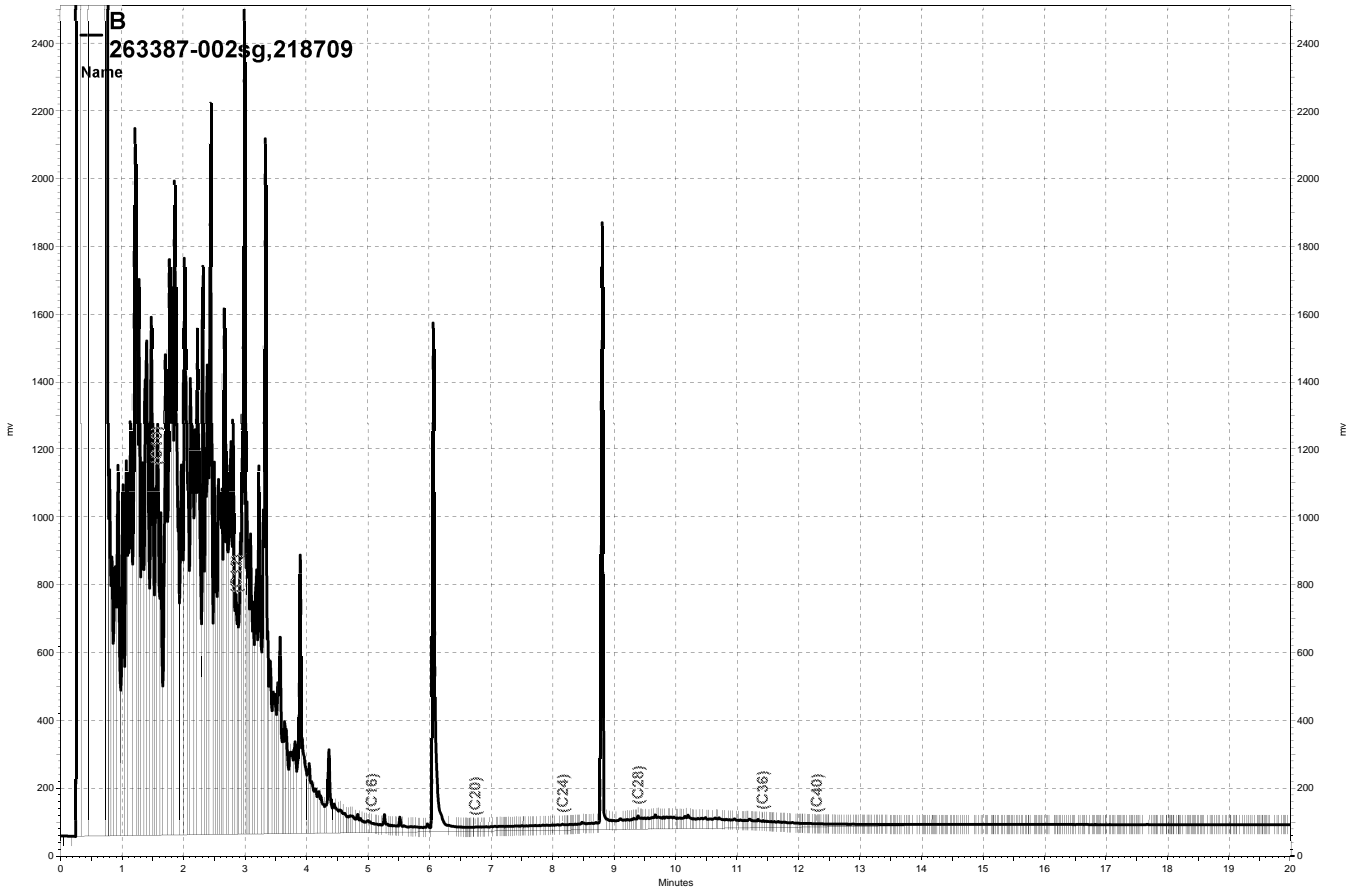
— \\Lims\gdrive\ezchrom\Projects\GC26\Data\356a014, A



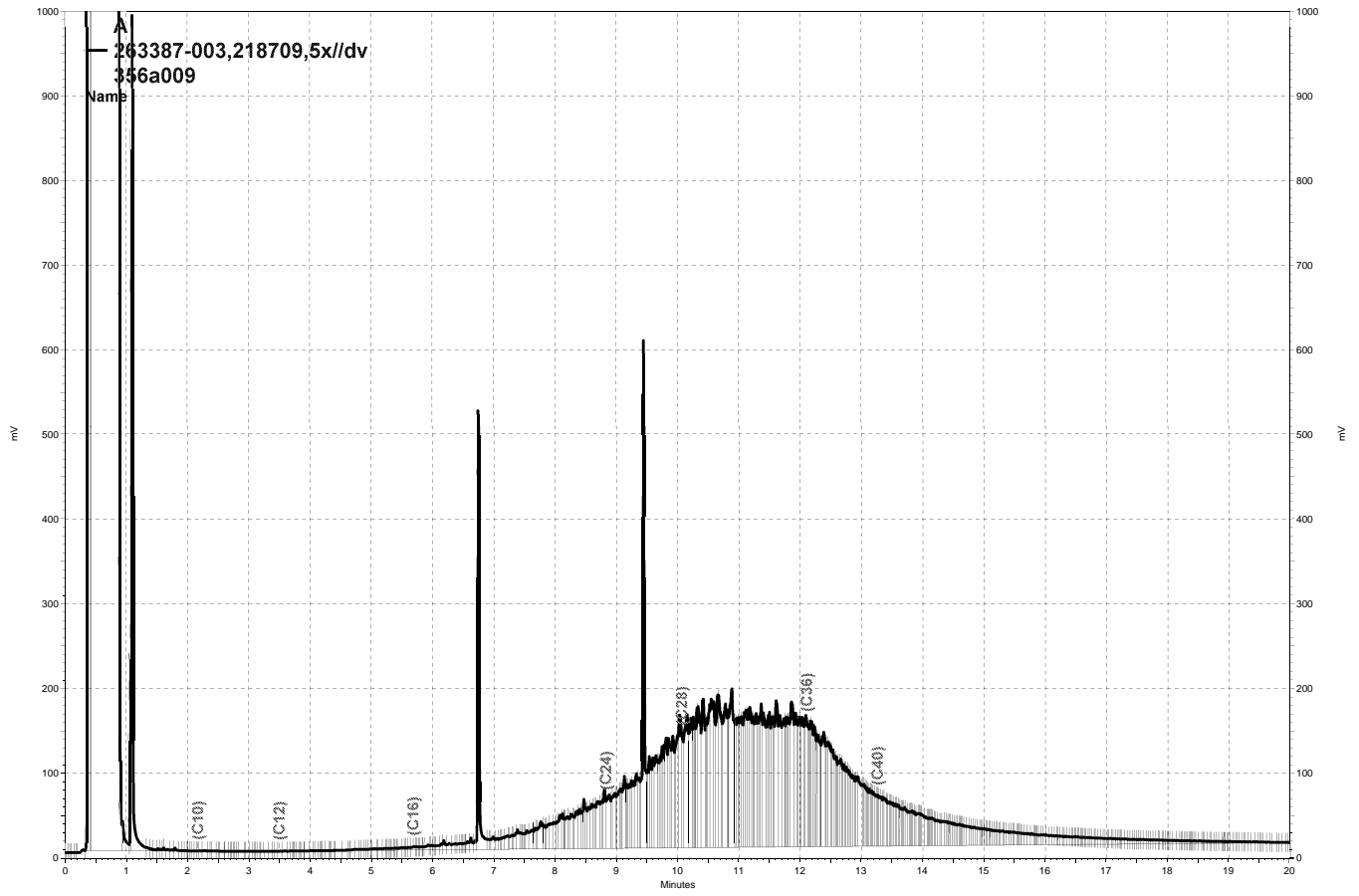
— \\Lims\gdrive\ezchrom\Projects\GC15B\Data\004b008, B



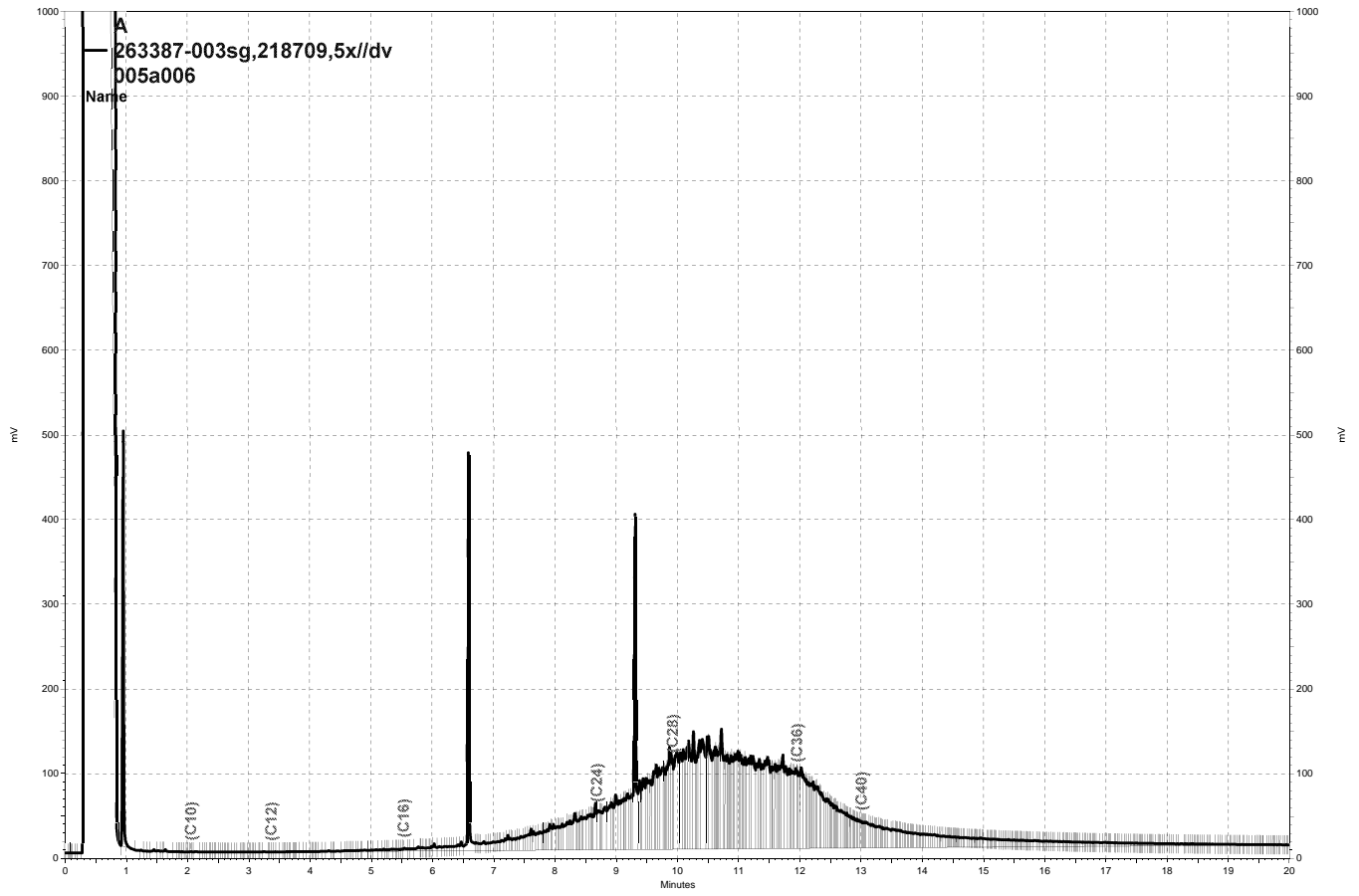
— \\Lims\gdrive\ezchrom\Projects\GC15B\Data\356b010, B



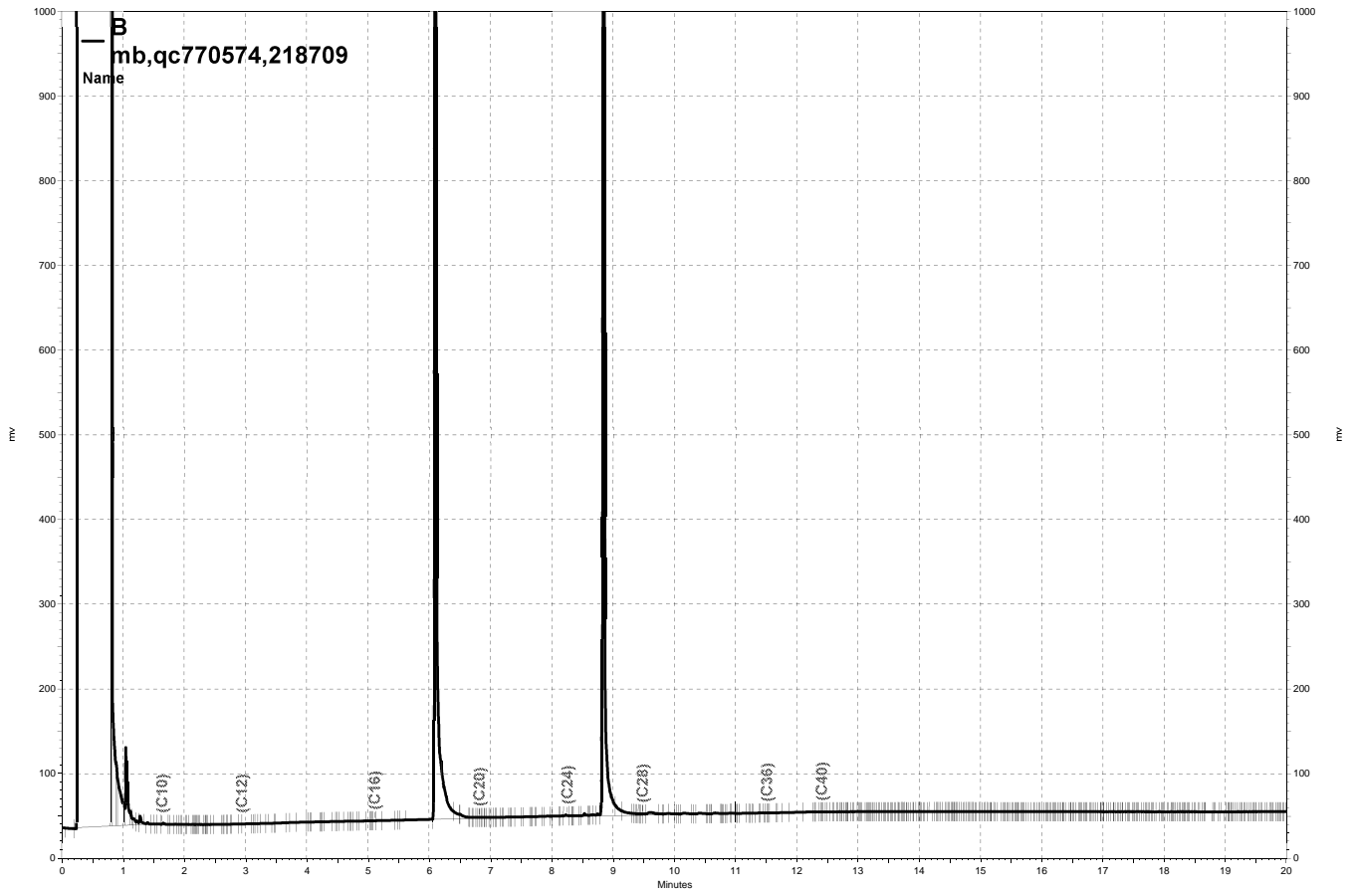
— \\Lims\gdrive\ezchrom\Projects\GC15B\Data\004b012, B



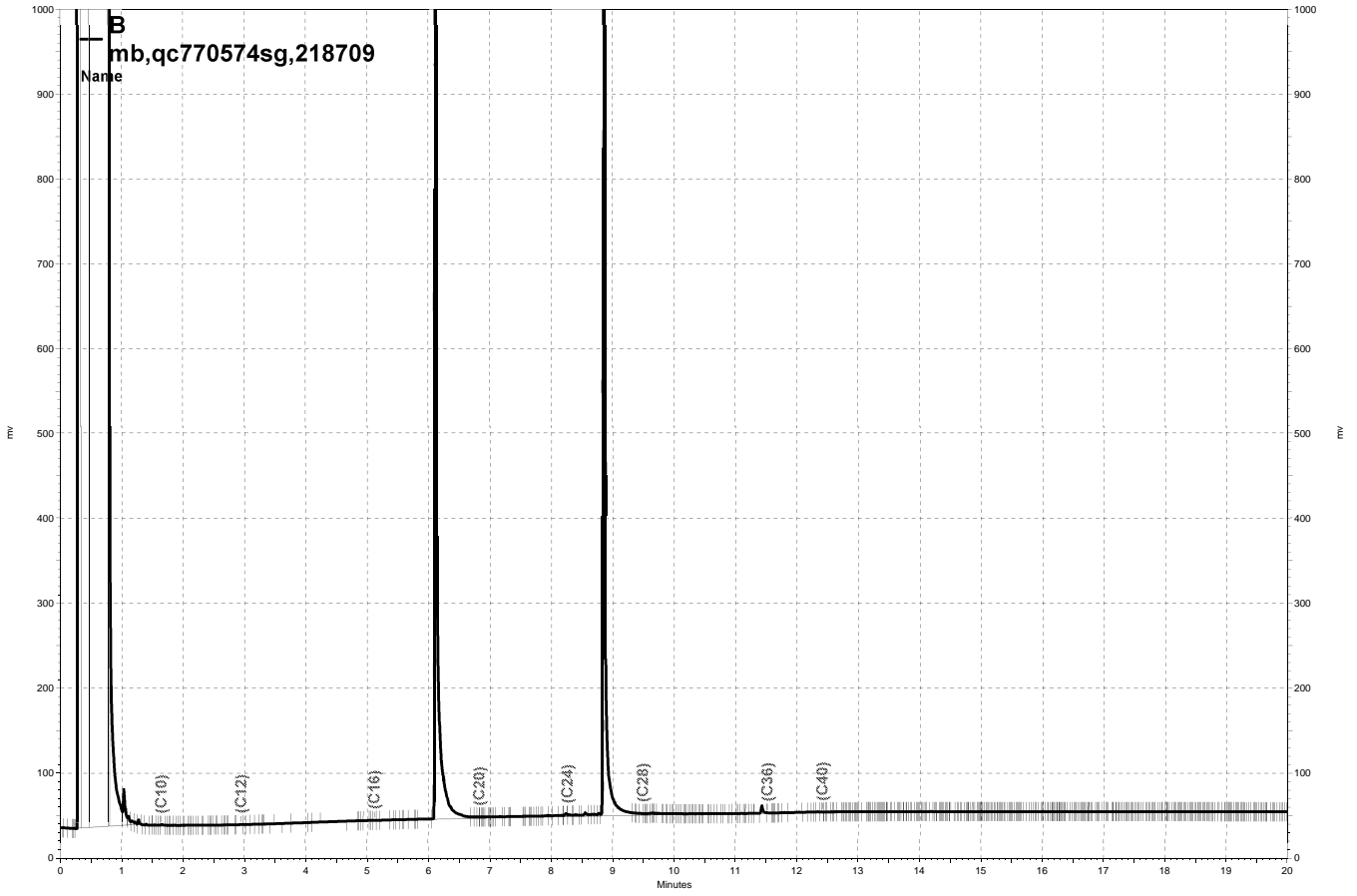
— \\Lims\gdrive\ezchrom\Projects\GC17A\Data\356a009, A



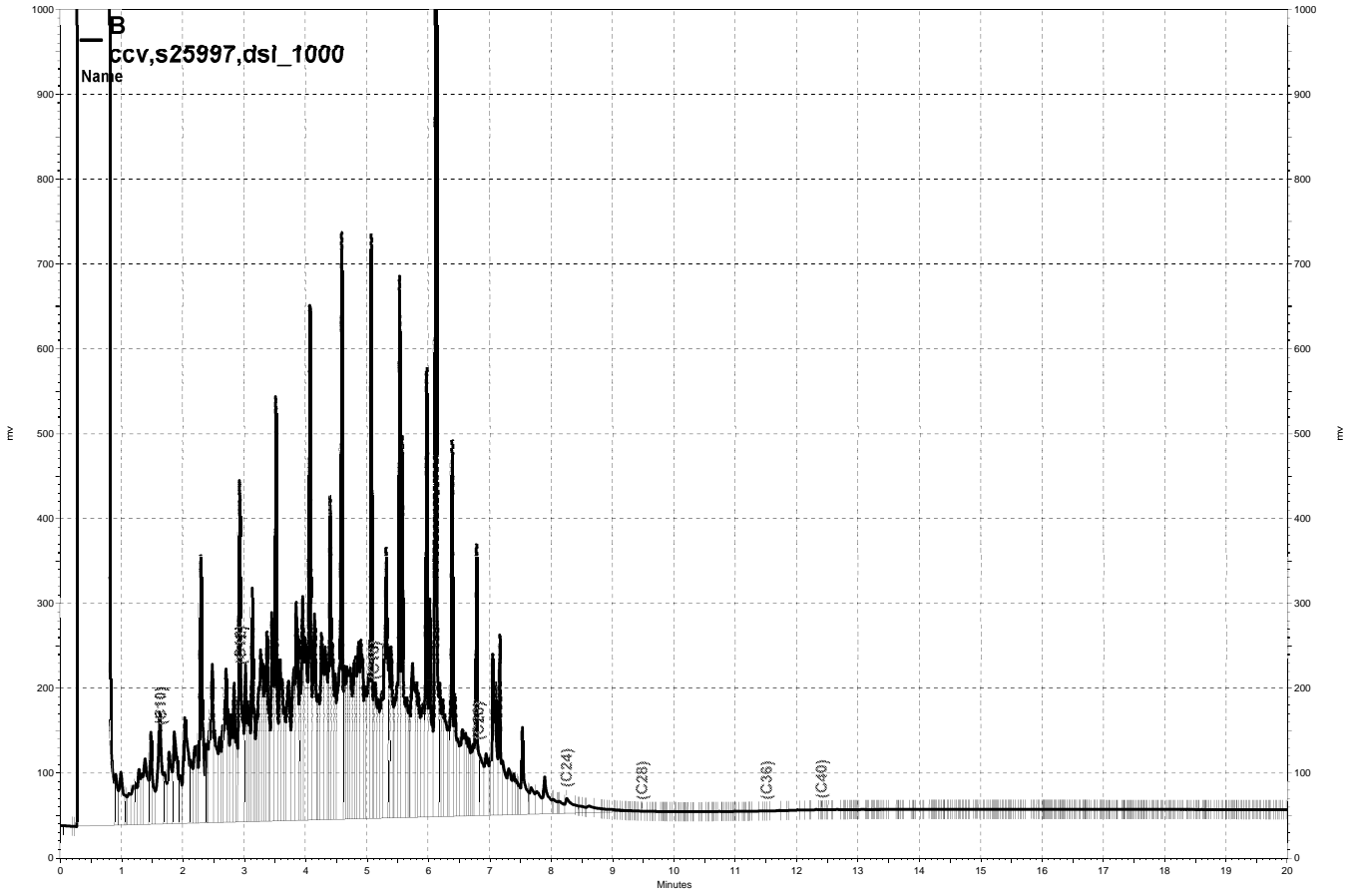
— \\Lims\gdrive\ezchrom\Projects\GC17A\Data\005a006, A



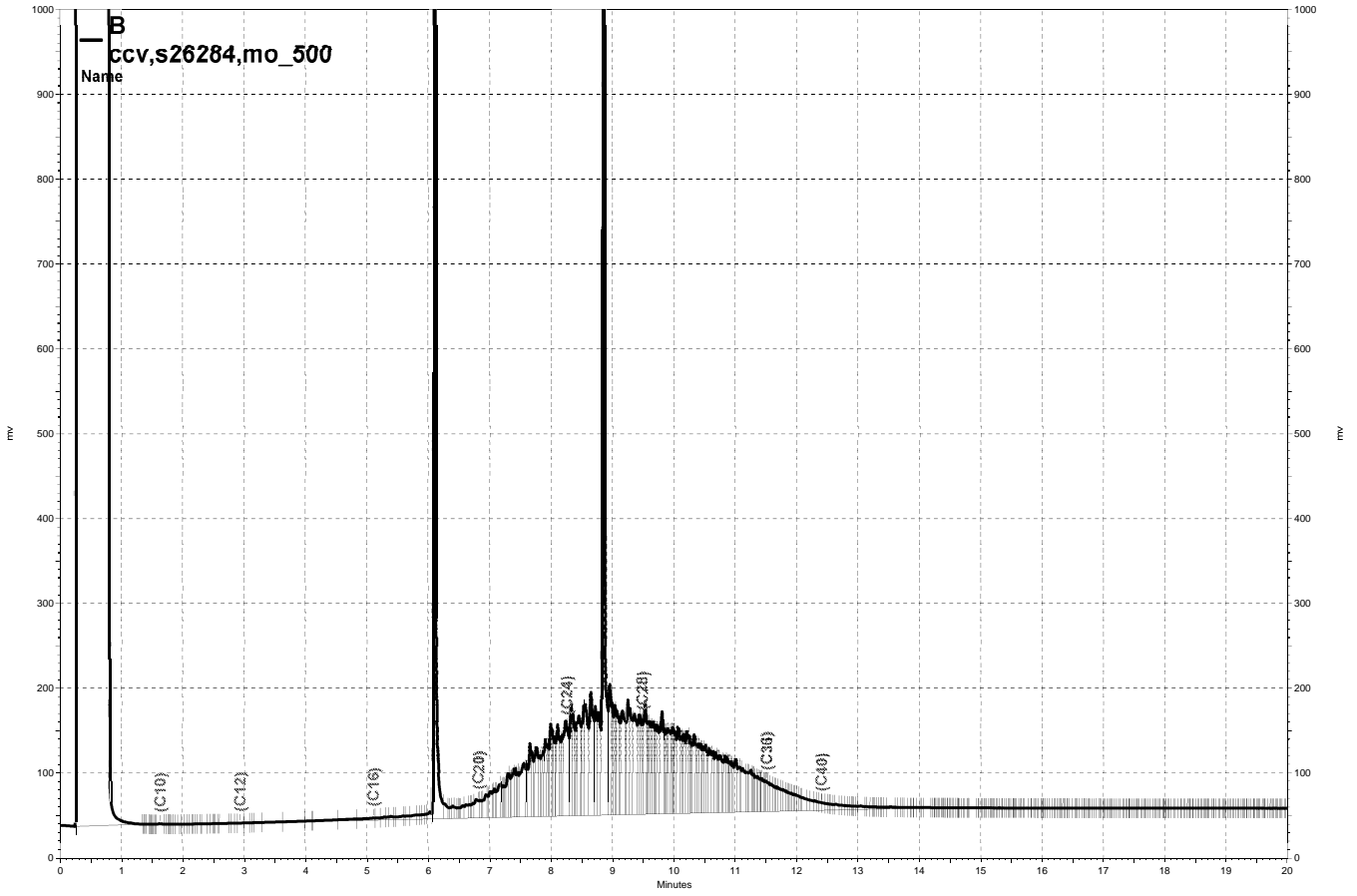
— \\Lims\gdrive\ezchrom\Projects\GC15B\Data\356b005, B



— \\Lims\gdrive\ezchrom\Projects\GC15B\Data\356b006, B



— \\Lims\gdrive\ezchrom\Projects\GC15B\Data\356b004, B



— \\Lims\gdrive\ezchrom\Projects\GC15B\Data\356b003, B

Purgeable Organics by GC/MS

Lab #:	263387	Location:	CNG Fueling Station, Oakland
Client:	Weiss Associates	Prep:	EPA 5030B
Project#:	259-1971.15	Analysis:	EPA 8260B
Field ID:	IDW-W01-01	Batch#:	218727
Lab ID:	263387-004	Sampled:	12/16/14
Matrix:	Water	Received:	12/16/14
Units:	ug/L	Analyzed:	12/20/14
Diln Fac:	50.00		

Analyte	Result	RL	MDL
Freon 12	ND	50	6.3
Chloromethane	ND	50	6.0
Vinyl Chloride	ND	25	5.2
Bromomethane	ND	50	6.7
Chloroethane	ND	50	6.6
Trichlorofluoromethane	ND	50	5.6
Acetone	28 J	500	16
Freon 113	ND	100	7.1
1,1-Dichloroethene	ND	25	6.3
Methylene Chloride	ND	500	9.0
Carbon Disulfide	ND	25	6.0
MTBE	ND	25	6.0
trans-1,2-Dichloroethene	ND	25	7.4
Vinyl Acetate	ND	500	11
1,1-Dichloroethane	ND	25	7.0
2-Butanone	ND	500	16
cis-1,2-Dichloroethene	ND	25	5.0
2,2-Dichloropropane	ND	25	5.2
Chloroform	ND	25	5.0
Bromochloromethane	ND	25	6.5
1,1,1-Trichloroethane	ND	25	7.3
1,1-Dichloropropene	ND	25	5.1
Carbon Tetrachloride	ND	25	8.0
1,2-Dichloroethane	ND	25	5.4
Benzene	ND	25	7.5
Trichloroethene	ND	25	5.3
1,2-Dichloropropane	ND	25	5.0
Bromodichloromethane	ND	25	5.0
Dibromomethane	ND	25	5.0
4-Methyl-2-Pentanone	ND	500	7.3
cis-1,3-Dichloropropene	ND	25	5.0
Toluene	ND	25	5.7
trans-1,3-Dichloropropene	ND	25	5.0
1,1,2-Trichloroethane	ND	25	6.4
2-Hexanone	ND	500	13
1,3-Dichloropropane	ND	25	7.3
Tetrachloroethene	ND	25	7.8
Dibromochloromethane	ND	25	6.9
1,2-Dibromoethane	ND	25	5.0
Chlorobenzene	ND	25	5.9
1,1,1,2-Tetrachloroethane	ND	25	5.0
Ethylbenzene	ND	25	5.4
m,p-Xylenes	ND	25	5.4
o-Xylene	ND	25	7.7
Styrene	ND	25	7.4
Bromoform	ND	50	9.0
Isopropylbenzene	ND	25	5.1
1,1,2,2-Tetrachloroethane	ND	25	5.0
1,2,3-Trichloropropane	ND	25	5.0
Propylbenzene	ND	25	5.0
Bromobenzene	ND	25	7.1
1,3,5-Trimethylbenzene	ND	25	5.4

J= Estimated value
 ND= Not Detected at or above MDL
 RL= Reporting Limit
 MDL= Method Detection Limit

Purgeable Organics by GC/MS			
Lab #:	263387	Location:	CNG Fueling Station, Oakland
Client:	Weiss Associates	Prep:	EPA 5030B
Project#:	259-1971.15	Analysis:	EPA 8260B
Field ID:	IDW-W01-01	Batch#:	218727
Lab ID:	263387-004	Sampled:	12/16/14
Matrix:	Water	Received:	12/16/14
Units:	ug/L	Analyzed:	12/20/14
Diln Fac:	50.00		

Analyte	Result	RL	MDL
2-Chlorotoluene	ND	25	7.6
4-Chlorotoluene	ND	25	6.1
tert-Butylbenzene	ND	25	5.0
1,2,4-Trimethylbenzene	ND	25	5.7
sec-Butylbenzene	ND	25	5.0
para-Isopropyl Toluene	ND	25	5.0
1,3-Dichlorobenzene	ND	25	7.5
1,4-Dichlorobenzene	ND	25	5.2
n-Butylbenzene	ND	25	6.2
1,2-Dichlorobenzene	ND	25	6.1
1,2-Dibromo-3-Chloropropane	ND	100	12
1,2,4-Trichlorobenzene	ND	25	6.6
Hexachlorobutadiene	ND	100	8.5
Naphthalene	ND	100	11
1,2,3-Trichlorobenzene	ND	25	7.9

Surrogate	%REC	Limits
Dibromofluoromethane	112	77-136
1,2-Dichloroethane-d4	118	75-139
Toluene-d8	103	80-120
Bromofluorobenzene	109	80-120

J= Estimated value
 ND= Not Detected at or above MDL
 RL= Reporting Limit
 MDL= Method Detection Limit

Purgeable Organics by GC/MS

Lab #:	263387	Location:	CNG Fueling Station, Oakland
Client:	Weiss Associates	Prep:	EPA 5030B
Project#:	259-1971.15	Analysis:	EPA 8260B
Field ID:	TRIP BLANK	Batch#:	218727
Lab ID:	263387-005	Sampled:	12/16/14
Matrix:	Water	Received:	12/16/14
Units:	ug/L	Analyzed:	12/20/14
Diln Fac:	1.000		

Analyte	Result	RL	MDL
Freon 12	ND	1.0	0.1
Chloromethane	ND	1.0	0.1
Vinyl Chloride	ND	0.5	0.1
Bromomethane	ND	1.0	0.1
Chloroethane	ND	1.0	0.1
Trichlorofluoromethane	ND	1.0	0.1
Acetone	1.3 J	10	0.3
Freon 113	ND	2.0	0.1
1,1-Dichloroethene	ND	0.5	0.1
Methylene Chloride	ND	10	0.2
Carbon Disulfide	ND	0.5	0.1
MTBE	ND	0.5	0.1
trans-1,2-Dichloroethene	ND	0.5	0.1
Vinyl Acetate	ND	10	0.2
1,1-Dichloroethane	ND	0.5	0.1
2-Butanone	ND	10	0.3
cis-1,2-Dichloroethene	ND	0.5	0.1
2,2-Dichloropropane	ND	0.5	0.1
Chloroform	ND	0.5	0.1
Bromochloromethane	ND	0.5	0.1
1,1,1-Trichloroethane	ND	0.5	0.1
1,1-Dichloropropene	ND	0.5	0.1
Carbon Tetrachloride	ND	0.5	0.2
1,2-Dichloroethane	ND	0.5	0.1
Benzene	ND	0.5	0.1
Trichloroethene	ND	0.5	0.1
1,2-Dichloropropane	ND	0.5	0.1
Bromodichloromethane	ND	0.5	0.1
Dibromomethane	ND	0.5	0.1
4-Methyl-2-Pentanone	ND	10	0.1
cis-1,3-Dichloropropene	ND	0.5	0.1
Toluene	ND	0.5	0.1
trans-1,3-Dichloropropene	ND	0.5	0.1
1,1,2-Trichloroethane	ND	0.5	0.1
2-Hexanone	ND	10	0.3
1,3-Dichloropropane	ND	0.5	0.1
Tetrachloroethene	ND	0.5	0.2
Dibromochloromethane	ND	0.5	0.1
1,2-Dibromoethane	ND	0.5	0.1
Chlorobenzene	ND	0.5	0.1
1,1,1,2-Tetrachloroethane	ND	0.5	0.1
Ethylbenzene	ND	0.5	0.1
m,p-Xylenes	ND	0.5	0.1
o-Xylene	ND	0.5	0.2
Styrene	ND	0.5	0.1
Bromoform	ND	1.0	0.2
Isopropylbenzene	ND	0.5	0.1
1,1,2,2-Tetrachloroethane	ND	0.5	0.1
1,2,3-Trichloropropane	ND	0.5	0.1
Propylbenzene	ND	0.5	0.1
Bromobenzene	ND	0.5	0.1
1,3,5-Trimethylbenzene	ND	0.5	0.1

J= Estimated value
 ND= Not Detected at or above MDL
 RL= Reporting Limit
 MDL= Method Detection Limit

Purgeable Organics by GC/MS			
Lab #:	263387	Location:	CNG Fueling Station, Oakland
Client:	Weiss Associates	Prep:	EPA 5030B
Project#:	259-1971.15	Analysis:	EPA 8260B
Field ID:	TRIP BLANK	Batch#:	218727
Lab ID:	263387-005	Sampled:	12/16/14
Matrix:	Water	Received:	12/16/14
Units:	ug/L	Analyzed:	12/20/14
Diln Fac:	1.000		

Analyte	Result	RL	MDL
2-Chlorotoluene	ND	0.5	0.2
4-Chlorotoluene	ND	0.5	0.1
tert-Butylbenzene	ND	0.5	0.1
1,2,4-Trimethylbenzene	ND	0.5	0.1
sec-Butylbenzene	ND	0.5	0.1
para-Isopropyl Toluene	ND	0.5	0.1
1,3-Dichlorobenzene	ND	0.5	0.2
1,4-Dichlorobenzene	ND	0.5	0.1
n-Butylbenzene	ND	0.5	0.1
1,2-Dichlorobenzene	ND	0.5	0.1
1,2-Dibromo-3-Chloropropane	ND	2.0	0.2
1,2,4-Trichlorobenzene	ND	0.5	0.1
Hexachlorobutadiene	ND	2.0	0.2
Naphthalene	ND	2.0	0.2
1,2,3-Trichlorobenzene	ND	0.5	0.2

Surrogate	%REC	Limits
Dibromofluoromethane	111	77-136
1,2-Dichloroethane-d4	110	75-139
Toluene-d8	102	80-120
Bromofluorobenzene	103	80-120

J= Estimated value
 ND= Not Detected at or above MDL
 RL= Reporting Limit
 MDL= Method Detection Limit

Batch QC Report

Purgeable Organics by GC/MS			
Lab #:	263387	Location:	CNG Fueling Station, Oakland
Client:	Weiss Associates	Prep:	EPA 5030B
Project#:	259-1971.15	Analysis:	EPA 8260B
Type:	BLANK	Diln Fac:	1.000
Lab ID:	QC770653	Batch#:	218727
Matrix:	Water	Analyzed:	12/20/14
Units:	ug/L		

Analyte	Result	RL	MDL
Freon 12	ND	1.0	0.1
Chloromethane	ND	1.0	0.1
Vinyl Chloride	ND	0.5	0.1
Bromomethane	1.0 b	1.0	0.1
Chloroethane	ND	1.0	0.1
Trichlorofluoromethane	ND	1.0	0.1
Acetone	0.4 J	10	0.3
Freon 113	ND	2.0	0.1
1,1-Dichloroethene	ND	0.5	0.1
Methylene Chloride	ND	10	0.2
Carbon Disulfide	ND	0.5	0.1
MTBE	ND	0.5	0.1
trans-1,2-Dichloroethene	ND	0.5	0.1
Vinyl Acetate	ND	10	0.2
1,1-Dichloroethane	ND	0.5	0.1
2-Butanone	ND	10	0.3
cis-1,2-Dichloroethene	ND	0.5	0.1
2,2-Dichloropropane	ND	0.5	0.1
Chloroform	ND	0.5	0.1
Bromochloromethane	ND	0.5	0.1
1,1,1-Trichloroethane	ND	0.5	0.1
1,1-Dichloropropene	ND	0.5	0.1
Carbon Tetrachloride	ND	0.5	0.2
1,2-Dichloroethane	ND	0.5	0.1
Benzene	ND	0.5	0.1
Trichloroethene	ND	0.5	0.1
1,2-Dichloropropane	ND	0.5	0.1
Bromodichloromethane	ND	0.5	0.1
Dibromomethane	ND	0.5	0.1
4-Methyl-2-Pentanone	ND	10	0.1
cis-1,3-Dichloropropene	ND	0.5	0.1
Toluene	ND	0.5	0.1
trans-1,3-Dichloropropene	ND	0.5	0.1
1,1,2-Trichloroethane	ND	0.5	0.1
2-Hexanone	ND	10	0.3
1,3-Dichloropropane	ND	0.5	0.1
Tetrachloroethene	ND	0.5	0.2
Dibromochloromethane	ND	0.5	0.1
1,2-Dibromoethane	ND	0.5	0.1
Chlorobenzene	ND	0.5	0.1
1,1,1,2-Tetrachloroethane	ND	0.5	0.1
Ethylbenzene	ND	0.5	0.1
m,p-Xylenes	ND	0.5	0.1
o-Xylene	ND	0.5	0.2
Styrene	ND	0.5	0.1
Bromoform	ND	1.0	0.2
Isopropylbenzene	ND	0.5	0.1
1,1,2,2-Tetrachloroethane	ND	0.5	0.1
1,2,3-Trichloropropane	ND	0.5	0.1
Propylbenzene	ND	0.5	0.1
Bromobenzene	ND	0.5	0.1

J= Estimated value

b= See narrative

ND= Not Detected at or above MDL

RL= Reporting Limit

MDL= Method Detection Limit

Batch QC Report

Purgeable Organics by GC/MS			
Lab #:	263387	Location:	CNG Fueling Station, Oakland
Client:	Weiss Associates	Prep:	EPA 5030B
Project#:	259-1971.15	Analysis:	EPA 8260B
Type:	BLANK	Diln Fac:	1.000
Lab ID:	QC770653	Batch#:	218727
Matrix:	Water	Analyzed:	12/20/14
Units:	ug/L		

Analyte	Result	RL	MDL
1,3,5-Trimethylbenzene	ND	0.5	0.1
2-Chlorotoluene	ND	0.5	0.2
4-Chlorotoluene	ND	0.5	0.1
tert-Butylbenzene	ND	0.5	0.1
1,2,4-Trimethylbenzene	ND	0.5	0.1
sec-Butylbenzene	ND	0.5	0.1
para-Isopropyl Toluene	ND	0.5	0.1
1,3-Dichlorobenzene	ND	0.5	0.2
1,4-Dichlorobenzene	ND	0.5	0.1
n-Butylbenzene	ND	0.5	0.1
1,2-Dichlorobenzene	ND	0.5	0.1
1,2-Dibromo-3-Chloropropane	ND	2.0	0.2
1,2,4-Trichlorobenzene	ND	0.5	0.1
Hexachlorobutadiene	ND	2.0	0.2
Naphthalene	ND	2.0	0.2
1,2,3-Trichlorobenzene	ND	0.5	0.2

Surrogate	%REC	Limits
Dibromofluoromethane	108	77-136
1,2-Dichloroethane-d4	103	75-139
Toluene-d8	100	80-120
Bromofluorobenzene	102	80-120

J= Estimated value
 b= See narrative
 ND= Not Detected at or above MDL
 RL= Reporting Limit
 MDL= Method Detection Limit

Purgeable Organics by GC/MS

Lab #:	263387	Location:	CNG Fueling Station, Oakland
Client:	Weiss Associates	Prep:	EPA 5035
Project#:	259-1971.15	Analysis:	EPA 8260B
Field ID:	IDW-S01-01	Diln Fac:	0.6831
Lab ID:	263387-001	Batch#:	218754
Matrix:	Soil	Sampled:	12/16/14
Units:	ug/Kg	Received:	12/16/14
Basis:	dry	Analyzed:	12/22/14

Moisture: 18%

Analyte	Result	RL	MDL
Freon 12	ND	8.3	0.33
Chloromethane	ND	8.3	0.86
Vinyl Chloride	ND	8.3	0.78
Bromomethane	ND	8.3	0.97
Chloroethane	ND	8.3	0.41
Trichlorofluoromethane	ND	4.2	0.58
Acetone	38	17	1.5
Freon 113	ND	4.2	0.37
1,1-Dichloroethene	ND	4.2	0.78
Methylene Chloride	ND	17	0.93
Carbon Disulfide	ND	4.2	0.73
MTBE	ND	4.2	0.83
trans-1,2-Dichloroethene	ND	4.2	0.70
Vinyl Acetate	ND	42	0.60
1,1-Dichloroethane	ND	4.2	0.96
2-Butanone	ND	8.3	1.1
cis-1,2-Dichloroethene	ND	4.2	0.72
2,2-Dichloropropane	ND	4.2	0.90
Chloroform	ND	4.2	1.1
Bromochloromethane	ND	4.2	0.78
1,1,1-Trichloroethane	ND	4.2	0.67
1,1-Dichloropropene	ND	4.2	0.52
Carbon Tetrachloride	ND	4.2	0.40
1,2-Dichloroethane	ND	4.2	0.77
Benzene	ND	4.2	0.75
Trichloroethene	ND	4.2	0.70
1,2-Dichloropropane	ND	4.2	0.65
Bromodichloromethane	ND	4.2	0.70
Dibromomethane	ND	4.2	0.64
4-Methyl-2-Pentanone	ND	8.3	0.85
cis-1,3-Dichloropropene	ND	4.2	0.50
Toluene	ND	4.2	0.59
trans-1,3-Dichloropropene	ND	4.2	0.54
1,1,2-Trichloroethane	ND	4.2	0.52
2-Hexanone	ND	8.3	0.73
1,3-Dichloropropane	ND	4.2	0.70
Tetrachloroethene	ND	4.2	0.44
Dibromochloromethane	ND	4.2	0.43
1,2-Dibromoethane	ND	4.2	0.54
Chlorobenzene	ND	4.2	0.57
1,1,1,2-Tetrachloroethane	ND	4.2	0.52
Ethylbenzene	ND	4.2	0.57
m,p-Xylenes	ND	4.2	1.0
o-Xylene	ND	4.2	0.52
Styrene	ND	4.2	0.48
Bromoform	ND	4.2	0.33
Isopropylbenzene	ND	4.2	0.42
1,1,2,2-Tetrachloroethane	ND	4.2	0.34
1,2,3-Trichloropropane	ND	4.2	0.48
Propylbenzene	ND	4.2	0.37

*= Value outside of QC limits; see narrative

ND= Not Detected at or above MDL

RL= Reporting Limit

MDL= Method Detection Limit

Purgeable Organics by GC/MS			
Lab #:	263387	Location:	CNG Fueling Station, Oakland
Client:	Weiss Associates	Prep:	EPA 5035
Project#:	259-1971.15	Analysis:	EPA 8260B
Field ID:	IDW-S01-01	Diln Fac:	0.6831
Lab ID:	263387-001	Batch#:	218754
Matrix:	Soil	Sampled:	12/16/14
Units:	ug/Kg	Received:	12/16/14
Basis:	dry	Analyzed:	12/22/14

Analyte	Result	RL	MDL
Bromobenzene	ND	4.2	0.44
1,3,5-Trimethylbenzene	ND	4.2	0.47
2-Chlorotoluene	ND	4.2	0.56
4-Chlorotoluene	ND	4.2	0.54
tert-Butylbenzene	ND	4.2	0.34
1,2,4-Trimethylbenzene	ND	4.2	0.50
sec-Butylbenzene	ND	4.2	0.35
para-Isopropyl Toluene	ND	4.2	0.35
1,3-Dichlorobenzene	ND	4.2	0.37
1,4-Dichlorobenzene	ND	4.2	0.45
n-Butylbenzene	ND	4.2	0.32
1,2-Dichlorobenzene	ND	4.2	0.44
1,2-Dibromo-3-Chloropropane	ND	4.2	0.78
1,2,4-Trichlorobenzene	ND	4.2	0.35
Hexachlorobutadiene	ND	4.2	0.25
Naphthalene	ND	4.2	0.26
1,2,3-Trichlorobenzene	ND	4.2	0.36

Surrogate	%REC	Limits
Dibromofluoromethane	113	76-128
1,2-Dichloroethane-d4	154 *	80-137
Toluene-d8	125 *	80-120
Bromofluorobenzene	117	79-128

*= Value outside of QC limits; see narrative

ND= Not Detected at or above MDL

RL= Reporting Limit

MDL= Method Detection Limit

Purgeable Organics by GC/MS

Lab #:	263387	Location:	CNG Fueling Station, Oakland
Client:	Weiss Associates	Prep:	EPA 5035
Project#:	259-1971.15	Analysis:	EPA 8260B
Field ID:	IDW-S01-02	Diln Fac:	192.3
Lab ID:	263387-002	Batch#:	218592
Matrix:	Soil	Sampled:	12/16/14
Units:	ug/Kg	Received:	12/16/14
Basis:	dry	Analyzed:	12/19/14

Moisture: 15%

Analyte	Result	RL	MDL
Freon 12	ND	2,300	180
Chloromethane	ND	2,300	160
Vinyl Chloride	ND	2,300	150
Bromomethane	ND	2,300	89
Chloroethane	ND	2,300	52
Trichlorofluoromethane	ND	1,100	130
Acetone	ND	4,500	100
Freon 113	ND	1,100	120
1,1-Dichloroethene	ND	1,100	140
Methylene Chloride	ND	4,500	230
Carbon Disulfide	ND	1,100	170
MTBE	ND	1,100	240
trans-1,2-Dichloroethene	ND	1,100	210
Vinyl Acetate	ND	11,000	240
1,1-Dichloroethane	ND	1,100	240
2-Butanone	ND	2,300	180
cis-1,2-Dichloroethene	ND	1,100	74
2,2-Dichloropropane	ND	1,100	85
Chloroform	ND	1,100	110
Bromochloromethane	ND	1,100	53
1,1,1-Trichloroethane	ND	1,100	57
1,1-Dichloropropene	ND	1,100	60
Carbon Tetrachloride	ND	1,100	63
1,2-Dichloroethane	ND	1,100	94
Benzene	ND	1,100	61
Trichloroethene	ND	1,100	77
1,2-Dichloropropane	ND	1,100	81
Bromodichloromethane	ND	1,100	59
Dibromomethane	ND	1,100	47
4-Methyl-2-Pentanone	ND	2,300	72
cis-1,3-Dichloropropene	ND	1,100	37
Toluene	ND	1,100	28
trans-1,3-Dichloropropene	ND	1,100	38
1,1,2-Trichloroethane	ND	1,100	75
2-Hexanone	ND	2,300	70
1,3-Dichloropropane	ND	1,100	49
Tetrachloroethene	ND	1,100	49
Dibromochloromethane	ND	1,100	46
1,2-Dibromoethane	ND	1,100	46
Chlorobenzene	ND	1,100	57
1,1,1,2-Tetrachloroethane	ND	1,100	52
Ethylbenzene	ND	1,100	53
m,p-Xylenes	ND	1,100	93
o-Xylene	ND	1,100	61
Styrene	ND	1,100	53
Bromoform	ND	1,100	36
Isopropylbenzene	ND	1,100	51
1,1,2,2-Tetrachloroethane	ND	1,100	51
1,2,3-Trichloropropane	ND	1,100	85
Propylbenzene	ND	1,100	50

J= Estimated value
 ND= Not Detected at or above MDL
 RL= Reporting Limit
 MDL= Method Detection Limit

Purgeable Organics by GC/MS			
Lab #:	263387	Location:	CNG Fueling Station, Oakland
Client:	Weiss Associates	Prep:	EPA 5035
Project#:	259-1971.15	Analysis:	EPA 8260B
Field ID:	IDW-S01-02	Diln Fac:	192.3
Lab ID:	263387-002	Batch#:	218592
Matrix:	Soil	Sampled:	12/16/14
Units:	ug/Kg	Received:	12/16/14
Basis:	dry	Analyzed:	12/19/14

Analyte	Result	RL	MDL
Bromobenzene	ND	1,100	34
1,3,5-Trimethylbenzene	ND	1,100	210
2-Chlorotoluene	ND	1,100	50
4-Chlorotoluene	ND	1,100	210
tert-Butylbenzene	97 J	1,100	57
1,2,4-Trimethylbenzene	ND	1,100	32
sec-Butylbenzene	340 J	1,100	54
para-Isopropyl Toluene	ND	1,100	48
1,3-Dichlorobenzene	ND	1,100	60
1,4-Dichlorobenzene	ND	1,100	51
n-Butylbenzene	320 J	1,100	62
1,2-Dichlorobenzene	ND	1,100	61
1,2-Dibromo-3-Chloropropane	ND	1,100	110
1,2,4-Trichlorobenzene	ND	1,100	270
Hexachlorobutadiene	ND	1,100	230
Naphthalene	2,100	1,100	44
1,2,3-Trichlorobenzene	ND	1,100	51

Surrogate	%REC	Limits
Dibromofluoromethane	83	76-128
1,2-Dichloroethane-d4	93	80-137
Toluene-d8	101	80-120
Bromofluorobenzene	123	79-128

J= Estimated value
 ND= Not Detected at or above MDL
 RL= Reporting Limit
 MDL= Method Detection Limit

Purgeable Organics by GC/MS

Lab #:	263387	Location:	CNG Fueling Station, Oakland
Client:	Weiss Associates	Prep:	EPA 5035
Project#:	259-1971.15	Analysis:	EPA 8260B
Field ID:	CNG-B5-1	Diln Fac:	0.8039
Lab ID:	263387-003	Batch#:	218592
Matrix:	Soil	Sampled:	12/16/14
Units:	ug/Kg	Received:	12/16/14
Basis:	dry	Analyzed:	12/18/14

Moisture: 20%

Analyte	Result	RL	MDL
Freon 12	ND	10	0.40
Chloromethane	ND	10	1.0
Vinyl Chloride	ND	10	0.94
Bromomethane	ND	10	1.2
Chloroethane	ND	10	0.50
Trichlorofluoromethane	ND	5.0	0.70
Acetone	ND	20	1.9
Freon 113	ND	5.0	0.44
1,1-Dichloroethene	ND	5.0	0.94
Methylene Chloride	ND	20	1.1
Carbon Disulfide	ND	5.0	0.87
MTBE	ND	5.0	1.0
trans-1,2-Dichloroethene	ND	5.0	0.84
Vinyl Acetate	ND	50	0.72
1,1-Dichloroethane	ND	5.0	1.2
2-Butanone	1.7 J	10	1.4
cis-1,2-Dichloroethene	ND	5.0	0.87
2,2-Dichloropropane	ND	5.0	1.1
Chloroform	ND	5.0	1.3
Bromochloromethane	ND	5.0	0.94
1,1,1-Trichloroethane	ND	5.0	0.81
1,1-Dichloropropene	ND	5.0	0.63
Carbon Tetrachloride	ND	5.0	0.48
1,2-Dichloroethane	ND	5.0	0.93
Benzene	ND	5.0	0.91
Trichloroethene	ND	5.0	0.84
1,2-Dichloropropane	ND	5.0	0.78
Bromodichloromethane	ND	5.0	0.85
Dibromomethane	ND	5.0	0.77
4-Methyl-2-Pentanone	ND	10	1.0
cis-1,3-Dichloropropene	ND	5.0	0.61
Toluene	ND	5.0	0.71
trans-1,3-Dichloropropene	ND	5.0	0.65
1,1,2-Trichloroethane	ND	5.0	0.62
2-Hexanone	ND	10	0.88
1,3-Dichloropropane	ND	5.0	0.85
Tetrachloroethene	ND	5.0	0.53
Dibromochloromethane	ND	5.0	0.52
1,2-Dibromoethane	ND	5.0	0.65
Chlorobenzene	ND	5.0	0.69
1,1,1,2-Tetrachloroethane	ND	5.0	0.62
Ethylbenzene	ND	5.0	0.68
m,p-Xylenes	ND	5.0	1.3
o-Xylene	ND	5.0	0.63
Styrene	ND	5.0	0.58
Bromoform	ND	5.0	0.39
Isopropylbenzene	ND	5.0	0.50
1,1,2,2-Tetrachloroethane	ND	5.0	0.41
1,2,3-Trichloropropane	ND	5.0	0.58
Propylbenzene	ND	5.0	0.45

J= Estimated value
 ND= Not Detected at or above MDL
 RL= Reporting Limit
 MDL= Method Detection Limit

Purgeable Organics by GC/MS			
Lab #:	263387	Location:	CNG Fueling Station, Oakland
Client:	Weiss Associates	Prep:	EPA 5035
Project#:	259-1971.15	Analysis:	EPA 8260B
Field ID:	CNG-B5-1	Diln Fac:	0.8039
Lab ID:	263387-003	Batch#:	218592
Matrix:	Soil	Sampled:	12/16/14
Units:	ug/Kg	Received:	12/16/14
Basis:	dry	Analyzed:	12/18/14

Analyte	Result	RL	MDL
Bromobenzene	ND	5.0	0.53
1,3,5-Trimethylbenzene	ND	5.0	0.57
2-Chlorotoluene	ND	5.0	0.68
4-Chlorotoluene	ND	5.0	0.65
tert-Butylbenzene	ND	5.0	0.41
1,2,4-Trimethylbenzene	ND	5.0	0.60
sec-Butylbenzene	ND	5.0	0.42
para-Isopropyl Toluene	ND	5.0	0.43
1,3-Dichlorobenzene	ND	5.0	0.44
1,4-Dichlorobenzene	ND	5.0	0.54
n-Butylbenzene	ND	5.0	0.38
1,2-Dichlorobenzene	ND	5.0	0.53
1,2-Dibromo-3-Chloropropane	ND	5.0	0.94
1,2,4-Trichlorobenzene	ND	5.0	0.42
Hexachlorobutadiene	ND	5.0	0.30
Naphthalene	ND	5.0	0.31
1,2,3-Trichlorobenzene	ND	5.0	0.43

Surrogate	%REC	Limits
Dibromofluoromethane	111	76-128
1,2-Dichloroethane-d4	125	80-137
Toluene-d8	115	80-120
Bromofluorobenzene	121	79-128

J= Estimated value
 ND= Not Detected at or above MDL
 RL= Reporting Limit
 MDL= Method Detection Limit

Batch QC Report

Purgeable Organics by GC/MS			
Lab #:	263387	Location:	CNG Fueling Station, Oakland
Client:	Weiss Associates	Prep:	EPA 5035
Project#:	259-1971.15	Analysis:	EPA 8260B
Type:	BLANK	Diln Fac:	1.000
Lab ID:	QC770152	Batch#:	218592
Matrix:	Soil	Analyzed:	12/18/14
Units:	ug/Kg		

Analyte	Result	RL	MDL
Freon 12	ND	10	0.40
Chloromethane	ND	10	1.0
Vinyl Chloride	ND	10	0.93
Bromomethane	ND	10	1.2
Chloroethane	ND	10	0.50
Trichlorofluoromethane	ND	5.0	0.70
Acetone	ND	20	1.8
Freon 113	ND	5.0	0.44
1,1-Dichloroethene	ND	5.0	0.94
Methylene Chloride	ND	20	1.1
Carbon Disulfide	ND	5.0	0.87
MTBE	ND	5.0	1.0
trans-1,2-Dichloroethene	ND	5.0	0.84
Vinyl Acetate	ND	50	0.72
1,1-Dichloroethane	ND	5.0	1.2
2-Butanone	ND	10	1.3
cis-1,2-Dichloroethene	ND	5.0	0.87
2,2-Dichloropropane	ND	5.0	1.1
Chloroform	ND	5.0	1.3
Bromochloromethane	ND	5.0	0.93
1,1,1-Trichloroethane	ND	5.0	0.81
1,1-Dichloropropene	ND	5.0	0.63
Carbon Tetrachloride	ND	5.0	0.48
1,2-Dichloroethane	ND	5.0	0.93
Benzene	ND	5.0	0.90
Trichloroethene	ND	5.0	0.84
1,2-Dichloropropane	ND	5.0	0.78
Bromodichloromethane	ND	5.0	0.85
Dibromomethane	ND	5.0	0.77
4-Methyl-2-Pentanone	ND	10	1.0
cis-1,3-Dichloropropene	ND	5.0	0.61
Toluene	ND	5.0	0.71
trans-1,3-Dichloropropene	ND	5.0	0.65
1,1,2-Trichloroethane	ND	5.0	0.62
2-Hexanone	ND	10	0.88
1,3-Dichloropropane	ND	5.0	0.84
Tetrachloroethene	ND	5.0	0.52
Dibromochloromethane	ND	5.0	0.51
1,2-Dibromoethane	ND	5.0	0.65
Chlorobenzene	ND	5.0	0.69
1,1,1,2-Tetrachloroethane	ND	5.0	0.62
Ethylbenzene	ND	5.0	0.68
m,p-Xylenes	ND	5.0	1.3
o-Xylene	ND	5.0	0.63
Styrene	ND	5.0	0.58
Bromoform	ND	5.0	0.39
Isopropylbenzene	ND	5.0	0.50
1,1,2,2-Tetrachloroethane	ND	5.0	0.41
1,2,3-Trichloropropane	ND	5.0	0.58
Propylbenzene	ND	5.0	0.45
Bromobenzene	ND	5.0	0.53
1,3,5-Trimethylbenzene	ND	5.0	0.57
2-Chlorotoluene	ND	5.0	0.68

ND= Not Detected at or above MDL

RL= Reporting Limit

MDL= Method Detection Limit

Batch QC Report

Purgeable Organics by GC/MS			
Lab #:	263387	Location:	CNG Fueling Station, Oakland
Client:	Weiss Associates	Prep:	EPA 5035
Project#:	259-1971.15	Analysis:	EPA 8260B
Type:	BLANK	Diln Fac:	1.000
Lab ID:	QC770152	Batch#:	218592
Matrix:	Soil	Analyzed:	12/18/14
Units:	ug/Kg		

Analyte	Result	RL	MDL
4-Chlorotoluene	ND	5.0	0.65
tert-Butylbenzene	ND	5.0	0.40
1,2,4-Trimethylbenzene	ND	5.0	0.60
sec-Butylbenzene	ND	5.0	0.42
para-Isopropyl Toluene	ND	5.0	0.42
1,3-Dichlorobenzene	ND	5.0	0.44
1,4-Dichlorobenzene	ND	5.0	0.54
n-Butylbenzene	ND	5.0	0.38
1,2-Dichlorobenzene	ND	5.0	0.53
1,2-Dibromo-3-Chloropropane	ND	5.0	0.94
1,2,4-Trichlorobenzene	ND	5.0	0.42
Hexachlorobutadiene	ND	5.0	0.30
Naphthalene	ND	5.0	0.31
1,2,3-Trichlorobenzene	ND	5.0	0.43

Surrogate	%REC	Limits
Dibromofluoromethane	103	76-128
1,2-Dichloroethane-d4	111	80-137
Toluene-d8	111	80-120
Bromofluorobenzene	116	79-128

ND= Not Detected at or above MDL
 RL= Reporting Limit
 MDL= Method Detection Limit

Batch QC Report

Purgeable Organics by GC/MS			
Lab #:	263387	Location:	CNG Fueling Station, Oakland
Client:	Weiss Associates	Prep:	EPA 5035
Project#:	259-1971.15	Analysis:	EPA 8260B
Matrix:	Soil	Batch#:	218592
Units:	ug/Kg	Analyzed:	12/18/14
Diln Fac:	1.000		

Type: BS Lab ID: QC770153

Analyte	Spiked	Result	%REC	Limits
1,1-Dichloroethene	20.00	19.15	96	68-135
Benzene	20.00	19.92	100	80-127
Trichloroethene	20.00	21.83	109	77-129
Toluene	20.00	21.11	106	79-125
Chlorobenzene	20.00	20.98	105	78-120

Surrogate	%REC	Limits
Dibromofluoromethane	93	76-128
1,2-Dichloroethane-d4	113	80-137
Toluene-d8	103	80-120
Bromofluorobenzene	104	79-128

Type: BSD Lab ID: QC770154

Analyte	Spiked	Result	%REC	Limits	RPD	Lim
1,1-Dichloroethene	20.00	18.04	90	68-135	6	35
Benzene	20.00	20.14	101	80-127	1	20
Trichloroethene	20.00	20.87	104	77-129	4	20
Toluene	20.00	23.32	117	79-125	10	23
Chlorobenzene	20.00	20.90	104	78-120	0	20

Surrogate	%REC	Limits
Dibromofluoromethane	97	76-128
1,2-Dichloroethane-d4	109	80-137
Toluene-d8	113	80-120
Bromofluorobenzene	108	79-128

RPD= Relative Percent Difference

Batch QC Report

Purgeable Organics by GC/MS			
Lab #:	263387	Location:	CNG Fueling Station, Oakland
Client:	Weiss Associates	Prep:	EPA 5030B
Project#:	259-1971.15	Analysis:	EPA 8260B
Field ID:	ZZZZZZZZZZ	Batch#:	218592
MSS Lab ID:	263287-028	Sampled:	12/10/14
Matrix:	Soil	Received:	12/11/14
Units:	ug/Kg	Analyzed:	12/19/14
Basis:	as received		

Type: MS Diln Fac: 0.9524
 Lab ID: QC770422

Analyte	MSS Result	Spiked	Result	%REC	Limits
1,1-Dichloroethene	<0.8881	47.62	37.67	79	46-138
Benzene	<0.8528	47.62	37.96	80	51-125
Trichloroethene	<0.7894	47.62	39.94	84	41-146
Toluene	<0.6723	47.62	41.52	87	45-123
Chlorobenzene	<0.6485	47.62	40.02	84	39-120

Surrogate	%REC	Limits
Dibromofluoromethane	91	76-128
1,2-Dichloroethane-d4	89	80-137
Toluene-d8	100	80-120
Bromofluorobenzene	97	79-128

Type: MSD Diln Fac: 0.9311
 Lab ID: QC770423

Analyte	Spiked	Result	%REC	Limits	RPD	Lim
1,1-Dichloroethene	46.55	36.16	78	46-138	2	51
Benzene	46.55	34.93	75	51-125	6	46
Trichloroethene	46.55	35.84	77	41-146	9	55
Toluene	46.55	38.43	83	45-123	5	59
Chlorobenzene	46.55	35.97	77	39-120	8	54

Surrogate	%REC	Limits
Dibromofluoromethane	91	76-128
1,2-Dichloroethane-d4	95	80-137
Toluene-d8	99	80-120
Bromofluorobenzene	97	79-128

RPD= Relative Percent Difference

Batch QC Report

Purgeable Organics by GC/MS			
Lab #:	263387	Location:	CNG Fueling Station, Oakland
Client:	Weiss Associates	Prep:	EPA 5035
Project#:	259-1971.15	Analysis:	EPA 8260B
Type:	BLANK	Diln Fac:	1.000
Lab ID:	QC770749	Batch#:	218754
Matrix:	Soil	Analyzed:	12/22/14
Units:	ug/Kg		

Analyte	Result	RL	MDL
Freon 12	ND	10	0.40
Chloromethane	ND	10	1.0
Vinyl Chloride	ND	10	0.93
Bromomethane	ND	10	1.2
Chloroethane	ND	10	0.50
Trichlorofluoromethane	ND	5.0	0.70
Acetone	ND	20	1.8
Freon 113	ND	5.0	0.44
1,1-Dichloroethene	ND	5.0	0.94
Methylene Chloride	ND	20	1.1
Carbon Disulfide	ND	5.0	0.87
MTBE	ND	5.0	1.0
trans-1,2-Dichloroethene	ND	5.0	0.84
Vinyl Acetate	ND	50	0.72
1,1-Dichloroethane	ND	5.0	1.2
2-Butanone	ND	10	1.3
cis-1,2-Dichloroethene	ND	5.0	0.87
2,2-Dichloropropane	ND	5.0	1.1
Chloroform	ND	5.0	1.3
Bromochloromethane	ND	5.0	0.93
1,1,1-Trichloroethane	ND	5.0	0.81
1,1-Dichloropropene	ND	5.0	0.63
Carbon Tetrachloride	ND	5.0	0.48
1,2-Dichloroethane	ND	5.0	0.93
Benzene	ND	5.0	0.90
Trichloroethene	ND	5.0	0.84
1,2-Dichloropropane	ND	5.0	0.78
Bromodichloromethane	ND	5.0	0.85
Dibromomethane	ND	5.0	0.77
4-Methyl-2-Pentanone	ND	10	1.0
cis-1,3-Dichloropropene	ND	5.0	0.61
Toluene	ND	5.0	0.71
trans-1,3-Dichloropropene	ND	5.0	0.65
1,1,2-Trichloroethane	ND	5.0	0.62
2-Hexanone	ND	10	0.88
1,3-Dichloropropane	ND	5.0	0.84
Tetrachloroethene	ND	5.0	0.52
Dibromochloromethane	ND	5.0	0.51
1,2-Dibromoethane	ND	5.0	0.65
Chlorobenzene	ND	5.0	0.69
1,1,1,2-Tetrachloroethane	ND	5.0	0.62
Ethylbenzene	ND	5.0	0.68
m,p-Xylenes	ND	5.0	1.3
o-Xylene	ND	5.0	0.63
Styrene	ND	5.0	0.58
Bromoform	ND	5.0	0.39
Isopropylbenzene	ND	5.0	0.50
1,1,2,2-Tetrachloroethane	ND	5.0	0.41
1,2,3-Trichloropropane	ND	5.0	0.58
Propylbenzene	ND	5.0	0.45
Bromobenzene	ND	5.0	0.53
1,3,5-Trimethylbenzene	ND	5.0	0.57

*= Value outside of QC limits; see narrative

ND= Not Detected at or above MDL

RL= Reporting Limit

MDL= Method Detection Limit

Batch QC Report

Purgeable Organics by GC/MS			
Lab #:	263387	Location:	CNG Fueling Station, Oakland
Client:	Weiss Associates	Prep:	EPA 5035
Project#:	259-1971.15	Analysis:	EPA 8260B
Type:	BLANK	Diln Fac:	1.000
Lab ID:	QC770749	Batch#:	218754
Matrix:	Soil	Analyzed:	12/22/14
Units:	ug/Kg		

Analyte	Result	RL	MDL
2-Chlorotoluene	ND	5.0	0.68
4-Chlorotoluene	ND	5.0	0.65
tert-Butylbenzene	ND	5.0	0.40
1,2,4-Trimethylbenzene	ND	5.0	0.60
sec-Butylbenzene	ND	5.0	0.42
para-Isopropyl Toluene	ND	5.0	0.42
1,3-Dichlorobenzene	ND	5.0	0.44
1,4-Dichlorobenzene	ND	5.0	0.54
n-Butylbenzene	ND	5.0	0.38
1,2-Dichlorobenzene	ND	5.0	0.53
1,2-Dibromo-3-Chloropropane	ND	5.0	0.94
1,2,4-Trichlorobenzene	ND	5.0	0.42
Hexachlorobutadiene	ND	5.0	0.30
Naphthalene	ND	5.0	0.31
1,2,3-Trichlorobenzene	ND	5.0	0.43

Surrogate	%REC	Limits
Dibromofluoromethane	106	76-128
1,2-Dichloroethane-d4	115	80-137
Toluene-d8	121 *	80-120
Bromofluorobenzene	128	79-128

*= Value outside of QC limits; see narrative

ND= Not Detected at or above MDL

RL= Reporting Limit

MDL= Method Detection Limit

Batch QC Report

Purgeable Organics by GC/MS			
Lab #:	263387	Location:	CNG Fueling Station, Oakland
Client:	Weiss Associates	Prep:	EPA 5035
Project#:	259-1971.15	Analysis:	EPA 8260B
Type:	LCS	Diln Fac:	1.000
Lab ID:	QC770750	Batch#:	218754
Matrix:	Soil	Analyzed:	12/22/14
Units:	ug/Kg		

Analyte	Spiked	Result	%REC	Limits
1,1-Dichloroethene	20.00	17.42	87	68-135
Benzene	20.00	19.24	96	80-127
Trichloroethene	20.00	18.44	92	77-129
Toluene	20.00	18.40	92	79-125
Chlorobenzene	20.00	19.77	99	78-120

Surrogate	%REC	Limits
Dibromofluoromethane	103	76-128
1,2-Dichloroethane-d4	118	80-137
Toluene-d8	106	80-120
Bromofluorobenzene	110	79-128

Batch QC Report

Purgeable Organics by GC/MS			
Lab #:	263387	Location:	CNG Fueling Station, Oakland
Client:	Weiss Associates	Prep:	EPA 5030B
Project#:	259-1971.15	Analysis:	EPA 8260B
Field ID:	ZZZZZZZZZZ	Basis:	as received
MSS Lab ID:	263521-001	Batch#:	218754
Matrix:	Soil	Sampled:	12/18/14
Units:	ug/Kg	Received:	12/18/14

Type: MS Diln Fac: 0.9328
 Lab ID: QC771009 Analyzed: 12/22/14

Analyte	MSS Result	Spiked	Result	%REC	Limits
1,1-Dichloroethene	<0.9070	46.64	37.44	80	46-138
Benzene	<0.8709	46.64	41.24	88	51-125
Trichloroethene	3.241	46.64	48.18	96	41-146
Toluene	<0.6866	46.64	36.41	78	45-123
Chlorobenzene	<0.6622	46.64	34.35	74	39-120

Surrogate	%REC	Limits
Dibromofluoromethane	107	76-128
1,2-Dichloroethane-d4	133	80-137
Toluene-d8	99	80-120
Bromofluorobenzene	111	79-128

Type: MSD Diln Fac: 0.9208
 Lab ID: QC771010 Analyzed: 12/23/14

Analyte	Spiked	Result	%REC	Limits	RPD	Lim
1,1-Dichloroethene	46.04	27.91	61	46-138	28	51
Benzene	46.04	27.84	60	51-125	38	46
Trichloroethene	46.04	32.77	64	41-146	37	55
Toluene	46.04	26.41	57	45-123	31	59
Chlorobenzene	46.04	23.56	51	39-120	36	54

Surrogate	%REC	Limits
Dibromofluoromethane	106	76-128
1,2-Dichloroethane-d4	129	80-137
Toluene-d8	106	80-120
Bromofluorobenzene	110	79-128

RPD= Relative Percent Difference

Semivolatile Organics by GC/MS SIM

Lab #:	263387	Location:	CNG Fueling Station, Oakland
Client:	Weiss Associates	Prep:	EPA 3520C
Project#:	259-1971.15	Analysis:	EPA 8270C-SIM
Field ID:	IDW-W01-01	Batch#:	218600
Lab ID:	263387-004	Sampled:	12/16/14
Matrix:	Water	Received:	12/16/14
Units:	ug/L	Prepared:	12/18/14
Diln Fac:	3.000	Analyzed:	12/23/14

Analyte	Result	RL	MDL
Naphthalene	ND	0.3	0.07
Acenaphthylene	ND	0.3	0.06
Acenaphthene	ND	0.3	0.06
Fluorene	ND	0.3	0.06
Phenanthrene	ND	0.3	0.06
Anthracene	ND	0.3	0.09
Fluoranthene	ND	0.3	0.06
Pyrene	ND	0.3	0.07
Benzo(a)anthracene	ND	0.3	0.06
Chrysene	ND	0.3	0.08
Benzo(b)fluoranthene	ND	0.3	0.06
Benzo(k)fluoranthene	ND	0.3	0.06
Benzo(a)pyrene	ND	0.3	0.06
Indeno(1,2,3-cd)pyrene	ND	0.3	0.06
Dibenz(a,h)anthracene	ND	0.3	0.06
Benzo(g,h,i)perylene	ND	0.3	0.08

Surrogate	%REC	Limits
Nitrobenzene-d5	102	50-135
2-Fluorobiphenyl	117	51-120
Terphenyl-d14	52	34-127

ND= Not Detected at or above MDL

RL= Reporting Limit

MDL= Method Detection Limit

Batch QC Report

Semivolatile Organics by GC/MS SIM			
Lab #:	263387	Location:	CNG Fueling Station, Oakland
Client:	Weiss Associates	Prep:	EPA 3520C
Project#:	259-1971.15	Analysis:	EPA 8270C-SIM
Type:	BLANK	Diln Fac:	1.000
Lab ID:	QC770194	Batch#:	218600
Matrix:	Water	Prepared:	12/17/14
Units:	ug/L	Analyzed:	12/19/14

Analyte	Result	RL	MDL
Naphthalene	ND	0.1	0.02
Acenaphthylene	ND	0.1	0.02
Acenaphthene	ND	0.1	0.02
Fluorene	ND	0.1	0.02
Phenanthrene	ND	0.1	0.02
Anthracene	ND	0.1	0.03
Fluoranthene	ND	0.1	0.02
Pyrene	ND	0.1	0.02
Benzo(a)anthracene	ND	0.1	0.02
Chrysene	ND	0.1	0.03
Benzo(b)fluoranthene	ND	0.1	0.02
Benzo(k)fluoranthene	ND	0.1	0.02
Benzo(a)pyrene	ND	0.1	0.02
Indeno(1,2,3-cd)pyrene	ND	0.1	0.02
Dibenz(a,h)anthracene	ND	0.1	0.02
Benzo(g,h,i)perylene	ND	0.1	0.03

Surrogate	%REC	Limits
Nitrobenzene-d5	111	50-135
2-Fluorobiphenyl	107	51-120
Terphenyl-d14	96	34-127

ND= Not Detected at or above MDL

RL= Reporting Limit

MDL= Method Detection Limit

Batch QC Report

Semivolatile Organics by GC/MS SIM

Lab #:	263387	Location:	CNG Fueling Station, Oakland
Client:	Weiss Associates	Prep:	EPA 3520C
Project#:	259-1971.15	Analysis:	EPA 8270C-SIM
Matrix:	Water	Batch#:	218600
Units:	ug/L	Prepared:	12/17/14
Diln Fac:	1.000	Analyzed:	12/19/14

Type: BS Lab ID: QC770195

Analyte	Spiked	Result	%REC	Limits
Acenaphthene	1.000	0.8980	90	62-120
Pyrene	1.000	0.8377	84	51-121

Surrogate	%REC	Limits
Nitrobenzene-d5	116	50-135
2-Fluorobiphenyl	103	51-120
Terphenyl-d14	92	34-127

Type: BSD Lab ID: QC770196

Analyte	Spiked	Result	%REC	Limits	RPD	Lim
Acenaphthene	1.000	0.8591	86	62-120	4	24
Pyrene	1.000	0.7834	78	51-121	7	23

Surrogate	%REC	Limits
Nitrobenzene-d5	106	50-135
2-Fluorobiphenyl	97	51-120
Terphenyl-d14	85	34-127

RPD= Relative Percent Difference

Semivolatile Organics by GC/MS SIM

Lab #:	263387	Location:	CNG Fueling Station, Oakland
Client:	Weiss Associates	Prep:	EPA 3550B
Project#:	259-1971.15	Analysis:	EPA 8270C-SIM
Field ID:	IDW-S01-01	Batch#:	218609
Lab ID:	263387-001	Sampled:	12/16/14
Matrix:	Soil	Received:	12/16/14
Units:	mg/Kg	Prepared:	12/17/14
Basis:	dry	Analyzed:	12/18/14
Diln Fac:	5.000		

Moisture: 18%

Analyte	Result	RL	MDL
Naphthalene	ND	0.030	0.0073
Acenaphthylene	0.013 J	0.030	0.0060
Acenaphthene	ND	0.030	0.0060
Fluorene	ND	0.030	0.0060
Phenanthrene	0.059	0.030	0.0060
Anthracene	0.011 J	0.030	0.0060
Fluoranthene	0.085	0.030	0.0060
Pyrene	0.083	0.030	0.0060
Benzo(a)anthracene	0.029 J	0.030	0.0060
Chrysene	0.052	0.030	0.0060
Benzo(b)fluoranthene	0.040	0.030	0.0060
Benzo(k)fluoranthene	0.015 J	0.030	0.0060
Benzo(a)pyrene	0.052	0.030	0.0060
Indeno(1,2,3-cd)pyrene	0.017 J	0.030	0.0060
Dibenz(a,h)anthracene	ND	0.030	0.0060
Benzo(g,h,i)perylene	0.044	0.030	0.0060

Surrogate	%REC	Limits
Nitrobenzene-d5	69	46-120
2-Fluorobiphenyl	72	52-120
Terphenyl-d14	86	54-132

J= Estimated value

ND= Not Detected at or above MDL

RL= Reporting Limit

MDL= Method Detection Limit

Semivolatile Organics by GC/MS SIM

Lab #:	263387	Location:	CNG Fueling Station, Oakland
Client:	Weiss Associates	Prep:	EPA 3550B
Project#:	259-1971.15	Analysis:	EPA 8270C-SIM
Field ID:	IDW-S01-02	Batch#:	218609
Lab ID:	263387-002	Sampled:	12/16/14
Matrix:	Soil	Received:	12/16/14
Units:	mg/Kg	Prepared:	12/17/14
Basis:	dry	Analyzed:	12/19/14
Diln Fac:	10.00		

Moisture: 15%

Analyte	Result	RL	MDL
Naphthalene	0.57	0.058	0.012
Acenaphthylene	ND	0.058	0.012
Acenaphthene	ND	0.058	0.012
Fluorene	ND	0.058	0.012
Phenanthrene	ND	0.058	0.012
Anthracene	ND	0.058	0.012
Fluoranthene	ND	0.058	0.012
Pyrene	ND	0.058	0.012
Benzo(a)anthracene	ND	0.058	0.012
Chrysene	ND	0.058	0.012
Benzo(b)fluoranthene	ND	0.058	0.012
Benzo(k)fluoranthene	ND	0.058	0.012
Benzo(a)pyrene	ND	0.058	0.012
Indeno(1,2,3-cd)pyrene	ND	0.058	0.012
Dibenz(a,h)anthracene	ND	0.058	0.012
Benzo(g,h,i)perylene	ND	0.058	0.014

Surrogate	%REC	Limits
Nitrobenzene-d5	DO	46-120
2-Fluorobiphenyl	DO	52-120
Terphenyl-d14	DO	54-132

DO= Diluted Out

ND= Not Detected at or above MDL

RL= Reporting Limit

MDL= Method Detection Limit

Semivolatile Organics by GC/MS SIM

Lab #:	263387	Location:	CNG Fueling Station, Oakland
Client:	Weiss Associates	Prep:	EPA 3550B
Project#:	259-1971.15	Analysis:	EPA 8270C-SIM
Field ID:	CNG-B5-1	Batch#:	218609
Lab ID:	263387-003	Sampled:	12/16/14
Matrix:	Soil	Received:	12/16/14
Units:	mg/Kg	Prepared:	12/17/14
Basis:	dry	Analyzed:	12/18/14
Diln Fac:	10.00		

Moisture: 20%

Analyte	Result	RL	MDL
Naphthalene	ND	0.062	0.015
Acenaphthylene	ND	0.062	0.012
Acenaphthene	ND	0.062	0.012
Fluorene	ND	0.062	0.012
Phenanthrene	0.027 J	0.062	0.012
Anthracene	ND	0.062	0.012
Fluoranthene	0.037 J	0.062	0.012
Pyrene	0.029 J	0.062	0.012
Benzo(a)anthracene	0.013 J	0.062	0.012
Chrysene	0.034 J	0.062	0.012
Benzo(b)fluoranthene	ND	0.062	0.012
Benzo(k)fluoranthene	ND	0.062	0.012
Benzo(a)pyrene	ND	0.062	0.012
Indeno(1,2,3-cd)pyrene	ND	0.062	0.012
Dibenz(a,h)anthracene	ND	0.062	0.012
Benzo(g,h,i)perylene	ND	0.062	0.012

Surrogate	%REC	Limits
Nitrobenzene-d5	DO	46-120
2-Fluorobiphenyl	DO	52-120
Terphenyl-d14	DO	54-132

J= Estimated value
 DO= Diluted Out
 ND= Not Detected at or above MDL
 RL= Reporting Limit
 MDL= Method Detection Limit

Batch QC Report
Semivolatile Organics by GC/MS SIM

Lab #:	263387	Location:	CNG Fueling Station, Oakland
Client:	Weiss Associates	Prep:	EPA 3550B
Project#:	259-1971.15	Analysis:	EPA 8270C-SIM
Type:	BLANK	Diln Fac:	1.000
Lab ID:	QC770222	Batch#:	218609
Matrix:	Soil	Prepared:	12/17/14
Units:	mg/Kg	Analyzed:	12/18/14

Analyte	Result	RL	MDL
Naphthalene	ND	0.0050	0.0010
Acenaphthylene	ND	0.0050	0.0010
Acenaphthene	ND	0.0050	0.0010
Fluorene	ND	0.0050	0.0010
Phenanthrene	ND	0.0050	0.0010
Anthracene	ND	0.0050	0.0010
Fluoranthene	ND	0.0050	0.0010
Pyrene	ND	0.0050	0.0010
Benzo(a)anthracene	ND	0.0050	0.0010
Chrysene	ND	0.0050	0.0010
Benzo(b)fluoranthene	ND	0.0050	0.0010
Benzo(k)fluoranthene	ND	0.0050	0.0010
Benzo(a)pyrene	ND	0.0050	0.0010
Indeno(1,2,3-cd)pyrene	ND	0.0050	0.0010
Dibenz(a,h)anthracene	ND	0.0050	0.0010
Benzo(g,h,i)perylene	ND	0.0050	0.0010

Surrogate	%REC	Limits
Nitrobenzene-d5	83	46-120
2-Fluorobiphenyl	80	52-120
Terphenyl-d14	73	54-132

ND= Not Detected at or above MDL

RL= Reporting Limit

MDL= Method Detection Limit

Batch QC Report

Semivolatile Organics by GC/MS SIM			
Lab #:	263387	Location:	CNG Fueling Station, Oakland
Client:	Weiss Associates	Prep:	EPA 3550B
Project#:	259-1971.15	Analysis:	EPA 8270C-SIM
Type:	LCS	Diln Fac:	1.000
Lab ID:	QC770223	Batch#:	218609
Matrix:	Soil	Prepared:	12/17/14
Units:	mg/Kg	Analyzed:	12/18/14

Analyte	Spiked	Result	%REC	Limits
Acenaphthene	0.03343	0.02408	72	43-120
Pyrene	0.03343	0.01853	55	39-120

Surrogate	%REC	Limits
Nitrobenzene-d5	89	46-120
2-Fluorobiphenyl	83	52-120
Terphenyl-d14	63	54-132

California Title 22 Metals

Lab #:	263387	Project#:	259-1971.15
Client:	Weiss Associates	Location:	CNG Fueling Station, Oakland
Field ID:	IDW-W01-01	Diln Fac:	1.000
Lab ID:	263387-004	Sampled:	12/16/14
Matrix:	Water	Received:	12/16/14
Units:	ug/L		

Analyte	Result	RL	MDL	Batch#	Prepared	Analyzed	Prep	Analysis
Antimony	ND	10	0.65	218711	12/19/14	12/21/14	EPA 3010A	EPA 6010B
Arsenic	5.5	5.0	1.3	218711	12/19/14	12/21/14	EPA 3010A	EPA 6010B
Barium	150	5.0	1.0	218711	12/19/14	12/21/14	EPA 3010A	EPA 6010B
Beryllium	0.42 J	2.0	0.30	218711	12/19/14	12/21/14	EPA 3010A	EPA 6010B
Cadmium	ND	5.0	0.58	218711	12/19/14	12/21/14	EPA 3010A	EPA 6010B
Chromium	85	5.0	0.57	218711	12/19/14	12/21/14	EPA 3010A	EPA 6010B
Cobalt	18	5.0	0.32	218711	12/19/14	12/21/14	EPA 3010A	EPA 6010B
Copper	18	5.0	0.99	218711	12/19/14	12/21/14	EPA 3010A	EPA 6010B
Lead	7.2	5.0	0.91	218711	12/19/14	12/21/14	EPA 3010A	EPA 6010B
Mercury	0.048 J	0.20	0.040	218760	12/22/14	12/22/14	METHOD	EPA 7470A
Molybdenum	3.1 J	5.0	0.40	218711	12/19/14	12/21/14	EPA 3010A	EPA 6010B
Nickel	73	5.0	0.71	218711	12/19/14	12/21/14	EPA 3010A	EPA 6010B
Selenium	ND	10	2.3	218711	12/19/14	12/21/14	EPA 3010A	EPA 6010B
Silver	ND	5.0	0.66	218711	12/19/14	12/21/14	EPA 3010A	EPA 6010B
Thallium	ND	10	2.0	218711	12/19/14	12/21/14	EPA 3010A	EPA 6010B
Vanadium	58	5.0	0.67	218711	12/19/14	12/21/14	EPA 3010A	EPA 6010B
Zinc	160	20	3.0	218711	12/19/14	12/21/14	EPA 3010A	EPA 6010B

J= Estimated value

ND= Not Detected at or above MDL

RL= Reporting Limit

MDL= Method Detection Limit

Batch QC Report

California Title 22 Metals			
Lab #:	263387	Location:	CNG Fueling Station, Oakland
Client:	Weiss Associates	Prep:	EPA 3010A
Project#:	259-1971.15	Analysis:	EPA 6010B
Type:	BLANK	Diln Fac:	1.000
Lab ID:	QC770585	Batch#:	218711
Matrix:	Water	Prepared:	12/19/14
Units:	ug/L	Analyzed:	12/21/14

Analyte	Result	RL	MDL
Antimony	ND	10	0.65
Arsenic	ND	5.0	1.3
Barium	ND	5.0	1.0
Beryllium	ND	2.0	0.30
Cadmium	ND	5.0	0.58
Chromium	ND	5.0	0.57
Cobalt	ND	5.0	0.32
Copper	ND	5.0	0.99
Lead	ND	5.0	0.91
Molybdenum	ND	5.0	0.40
Nickel	ND	5.0	0.71
Selenium	ND	10	2.3
Silver	ND	5.0	0.66
Thallium	ND	10	2.0
Vanadium	ND	5.0	0.67
Zinc	ND	20	3.0

ND= Not Detected at or above MDL

RL= Reporting Limit

MDL= Method Detection Limit

Batch QC Report

California Title 22 Metals			
Lab #:	263387	Location:	CNG Fueling Station, Oakland
Client:	Weiss Associates	Prep:	EPA 3010A
Project#:	259-1971.15	Analysis:	EPA 6010B
Matrix:	Water	Batch#:	218711
Units:	ug/L	Prepared:	12/19/14
Diln Fac:	1.000	Analyzed:	12/21/14

Type: BS Lab ID: QC770586

Analyte	Spiked	Result	%REC	Limits
Antimony	100.0	105.4	105	78-120
Arsenic	100.0	105.0	105	80-120
Barium	100.0	109.6	110	80-120
Beryllium	100.0	105.8	106	80-120
Cadmium	100.0	110.9	111	80-120
Chromium	100.0	106.7	107	80-120
Cobalt	100.0	104.0	104	80-120
Copper	100.0	97.75	98	79-120
Lead	100.0	101.7	102	80-120
Molybdenum	100.0	105.9	106	80-120
Nickel	100.0	104.3	104	80-120
Selenium	100.0	109.6	110	80-120
Silver	100.0	94.43	94	80-120
Thallium	50.00	57.16	114	80-120
Vanadium	100.0	112.2	112	80-120
Zinc	100.0	108.1	108	80-120

Type: BSD Lab ID: QC770587

Analyte	Spiked	Result	%REC	Limits	RPD	Lim
Antimony	100.0	105.8	106	78-120	0	20
Arsenic	100.0	106.4	106	80-120	1	20
Barium	100.0	110.8	111	80-120	1	20
Beryllium	100.0	106.8	107	80-120	1	20
Cadmium	100.0	111.9	112	80-120	1	20
Chromium	100.0	108.2	108	80-120	1	20
Cobalt	100.0	105.2	105	80-120	1	20
Copper	100.0	98.05	98	79-120	0	20
Lead	100.0	103.1	103	80-120	1	20
Molybdenum	100.0	108.1	108	80-120	2	20
Nickel	100.0	105.4	105	80-120	1	20
Selenium	100.0	108.4	108	80-120	1	20
Silver	100.0	95.42	95	80-120	1	20
Thallium	50.00	57.92	116	80-120	1	20
Vanadium	100.0	113.0	113	80-120	1	20
Zinc	100.0	108.4	108	80-120	0	20

RPD= Relative Percent Difference

Batch QC Report

California Title 22 Metals			
Lab #:	263387	Location:	CNG Fueling Station, Oakland
Client:	Weiss Associates	Prep:	EPA 3010A
Project#:	259-1971.15	Analysis:	EPA 6010B
Field ID:	ZZZZZZZZZZ	Batch#:	218711
MSS Lab ID:	263374-001	Sampled:	12/12/14
Matrix:	Water	Received:	12/16/14
Units:	ug/L	Prepared:	12/19/14
Diln Fac:	1.000	Analyzed:	12/21/14

Type: MS Lab ID: QC770588

Analyte	MSS Result	Spiked	Result	%REC	Limits
Antimony	<0.6500	100.0	101.0	101	76-120
Arsenic	<1.293	100.0	108.7	109	79-126
Barium	13.13	100.0	120.8	108	74-120
Beryllium	<0.3000	100.0	107.4	107	80-122
Cadmium	<0.5791	100.0	110.0	110	76-122
Chromium	1.542	100.0	110.1	109	76-120
Cobalt	<0.3220	100.0	104.5	105	74-120
Copper	<0.9890	100.0	97.18	97	74-122
Lead	<0.9081	100.0	100.9	101	71-120
Molybdenum	<0.3995	100.0	111.3	111	78-120
Nickel	<0.7145	100.0	106.0	106	73-120
Selenium	<2.339	100.0	116.3	116	71-127
Silver	<0.6601	100.0	94.92	95	58-128
Thallium	2.430	50.00	57.81	111	71-120
Vanadium	9.765	100.0	123.1	113	80-120
Zinc	<3.028	100.0	110.5	111	74-123

Type: MSD Lab ID: QC770589

Analyte	Spiked	Result	%REC	Limits	RPD	Lim
Antimony	100.0	95.97	96	76-120	5	20
Arsenic	100.0	102.8	103	79-126	6	20
Barium	100.0	116.9	104	74-120	3	25
Beryllium	100.0	102.6	103	80-122	5	20
Cadmium	100.0	104.1	104	76-122	6	20
Chromium	100.0	104.6	103	76-120	5	20
Cobalt	100.0	99.81	100	74-120	5	20
Copper	100.0	92.68	93	74-122	5	21
Lead	100.0	95.66	96	71-120	5	20
Molybdenum	100.0	105.7	106	78-120	5	20
Nickel	100.0	101.3	101	73-120	5	20
Selenium	100.0	107.0	107	71-127	8	35
Silver	100.0	92.00	92	58-128	3	22
Thallium	50.00	55.16	105	71-120	5	20
Vanadium	100.0	118.4	109	80-120	4	20
Zinc	100.0	105.0	105	74-123	5	20

RPD= Relative Percent Difference

Batch QC Report

California Title 22 Metals			
Lab #:	263387	Location:	CNG Fueling Station, Oakland
Client:	Weiss Associates	Prep:	METHOD
Project#:	259-1971.15	Analysis:	EPA 7470A
Analyte:	Mercury	Diln Fac:	1.000
Type:	BLANK	Batch#:	218760
Lab ID:	QC770779	Prepared:	12/22/14
Matrix:	Water	Analyzed:	12/22/14
Units:	ug/L		

Result	RL	MDL
ND	0.20	0.040

ND= Not Detected at or above MDL

RL= Reporting Limit

MDL= Method Detection Limit

Batch QC Report

California Title 22 Metals			
Lab #:	263387	Location:	CNG Fueling Station, Oakland
Client:	Weiss Associates	Prep:	METHOD
Project#:	259-1971.15	Analysis:	EPA 7470A
Analyte:	Mercury	Batch#:	218760
Matrix:	Water	Prepared:	12/22/14
Units:	ug/L	Analyzed:	12/22/14
Diln Fac:	1.000		

Type	Lab ID	Spiked	Result	%REC	Limits	RPD	Lim
BS	QC770781	2.500	2.431	97	80-120		
BSD	QC770782	2.500	2.521	101	80-120	4	20

RPD= Relative Percent Difference

Batch QC Report

California Title 22 Metals			
Lab #:	263387	Location:	CNG Fueling Station, Oakland
Client:	Weiss Associates	Prep:	METHOD
Project#:	259-1971.15	Analysis:	EPA 7470A
Analyte:	Mercury	Batch#:	218760
Field ID:	ZZZZZZZZZZ	Sampled:	12/17/14
MSS Lab ID:	263414-001	Received:	12/17/14
Matrix:	Filtrate	Prepared:	12/22/14
Units:	ug/L	Analyzed:	12/22/14
Diln Fac:	1.000		

Type	Lab ID	MSS Result	Spiked	Result	%REC	Limits	RPD	Lim
MS	QC770783	<0.04000	2.500	2.531	101	57-127		
MSD	QC770784		2.500	2.531	101	57-127	0	42

RPD= Relative Percent Difference

California Title 22 Metals			
Lab #:	263387	Project#:	259-1971.15
Client:	Weiss Associates	Location:	CNG Fueling Station, Oakland
Field ID:	IDW-S01-01	Basis:	dry
Lab ID:	263387-001	Diln Fac:	1.000
Matrix:	Soil	Sampled:	12/16/14
Units:	mg/Kg	Received:	12/16/14

Moisture: 18%

Analyte	Result	RL	MDL	Batch#	Prepared	Analyzed	Prep	Analysis
Antimony	ND	0.66	0.21	218758	12/22/14	12/22/14	EPA 3050B	EPA 6010B
Arsenic	7.8	0.33	0.11	218758	12/22/14	12/22/14	EPA 3050B	EPA 6010B
Barium	84	0.33	0.065	218758	12/22/14	12/22/14	EPA 3050B	EPA 6010B
Beryllium	0.25	0.13	0.025	218758	12/22/14	12/22/14	EPA 3050B	EPA 6010B
Cadmium	0.32 J	0.33	0.021	218758	12/22/14	12/22/14	EPA 3050B	EPA 6010B
Chromium	46	0.33	0.028	218758	12/22/14	12/22/14	EPA 3050B	EPA 6010B
Cobalt	6.4	0.33	0.026	218758	12/22/14	12/22/14	EPA 3050B	EPA 6010B
Copper	11	0.34	0.11	218758	12/22/14	12/22/14	EPA 3050B	EPA 6010B
Lead	16	0.33	0.097	218758	12/22/14	12/22/14	EPA 3050B	EPA 6010B
Mercury	0.17	0.019	0.0012	218683	12/19/10	12/19/14	METHOD	EPA 7471A
Molybdenum	0.29 J	0.33	0.074	218758	12/22/14	12/22/14	EPA 3050B	EPA 6010B
Nickel	33	0.33	0.090	218758	12/22/14	12/22/14	EPA 3050B	EPA 6010B
Selenium	ND	0.66	0.19	218758	12/22/14	12/22/14	EPA 3050B	EPA 6010B
Silver	ND	0.33	0.099	218758	12/22/14	12/22/14	EPA 3050B	EPA 6010B
Thallium	ND	0.66	0.22	218758	12/22/14	12/22/14	EPA 3050B	EPA 6010B
Vanadium	34	0.33	0.033	218758	12/22/14	12/22/14	EPA 3050B	EPA 6010B
Zinc	59	1.3	0.13	218758	12/22/14	12/22/14	EPA 3050B	EPA 6010B

J= Estimated value

ND= Not Detected at or above MDL

RL= Reporting Limit

MDL= Method Detection Limit

California Title 22 Metals			
Lab #:	263387	Project#:	259-1971.15
Client:	Weiss Associates	Location:	CNG Fueling Station, Oakland
Field ID:	IDW-S01-02	Basis:	dry
Lab ID:	263387-002	Diln Fac:	1.000
Matrix:	Soil	Sampled:	12/16/14
Units:	mg/Kg	Received:	12/16/14

Moisture: 15%

Analyte	Result	RL	MDL	Batch#	Prepared	Analyzed	Prep	Analysis
Antimony	ND	0.53	0.17	218758	12/22/14	12/22/14	EPA 3050B	EPA 6010B
Arsenic	2.4	0.27	0.089	218758	12/22/14	12/22/14	EPA 3050B	EPA 6010B
Barium	59	0.27	0.052	218758	12/22/14	12/22/14	EPA 3050B	EPA 6010B
Beryllium	0.25	0.11	0.020	218758	12/22/14	12/22/14	EPA 3050B	EPA 6010B
Cadmium	0.15 J	0.27	0.017	218758	12/22/14	12/22/14	EPA 3050B	EPA 6010B
Chromium	42	0.27	0.022	218758	12/22/14	12/22/14	EPA 3050B	EPA 6010B
Cobalt	7.2	0.27	0.021	218758	12/22/14	12/22/14	EPA 3050B	EPA 6010B
Copper	7.9	0.28	0.092	218758	12/22/14	12/22/14	EPA 3050B	EPA 6010B
Lead	3.9	0.27	0.078	218758	12/22/14	12/22/14	EPA 3050B	EPA 6010B
Mercury	0.018 J	0.018	0.0012	218683	12/19/10	12/19/14	METHOD	EPA 7471A
Molybdenum	0.12 J	0.27	0.060	218758	12/22/14	12/22/14	EPA 3050B	EPA 6010B
Nickel	28	0.27	0.072	218758	12/22/14	12/22/14	EPA 3050B	EPA 6010B
Selenium	ND	0.53	0.16	218758	12/22/14	12/22/14	EPA 3050B	EPA 6010B
Silver	ND	0.27	0.080	218758	12/22/14	12/22/14	EPA 3050B	EPA 6010B
Thallium	ND	0.53	0.17	218758	12/22/14	12/22/14	EPA 3050B	EPA 6010B
Vanadium	31	0.27	0.026	218758	12/22/14	12/22/14	EPA 3050B	EPA 6010B
Zinc	22	1.1	0.10	218758	12/22/14	12/22/14	EPA 3050B	EPA 6010B

J= Estimated value

ND= Not Detected at or above MDL

RL= Reporting Limit

MDL= Method Detection Limit

California Title 22 Metals			
Lab #:	263387	Project#:	259-1971.15
Client:	Weiss Associates	Location:	CNG Fueling Station, Oakland
Field ID:	CNG-B5-1	Basis:	dry
Lab ID:	263387-003	Diln Fac:	1.000
Matrix:	Soil	Sampled:	12/16/14
Units:	mg/Kg	Received:	12/16/14

Moisture: 20%

Analyte	Result	RL	MDL	Batch#	Prepared	Analyzed	Prep	Analysis
Antimony	ND	0.62	0.20	218758	12/22/14	12/22/14	EPA 3050B	EPA 6010B
Arsenic	6.5	0.31	0.10	218758	12/22/14	12/22/14	EPA 3050B	EPA 6010B
Barium	61	0.31	0.060	218758	12/22/14	12/22/14	EPA 3050B	EPA 6010B
Beryllium	0.25	0.12	0.024	218758	12/22/14	12/22/14	EPA 3050B	EPA 6010B
Cadmium	0.31	0.31	0.020	218758	12/22/14	12/22/14	EPA 3050B	EPA 6010B
Chromium	50	0.31	0.026	218758	12/22/14	12/22/14	EPA 3050B	EPA 6010B
Cobalt	6.1	0.31	0.024	218758	12/22/14	12/22/14	EPA 3050B	EPA 6010B
Copper	9.7	0.32	0.11	218758	12/22/14	12/22/14	EPA 3050B	EPA 6010B
Lead	11	0.31	0.090	218758	12/22/14	12/22/14	EPA 3050B	EPA 6010B
Mercury	0.053	0.020	0.0013	218683	12/19/10	12/19/14	METHOD	EPA 7471A
Molybdenum	0.23 J	0.31	0.069	218758	12/22/14	12/22/14	EPA 3050B	EPA 6010B
Nickel	34	0.31	0.084	218758	12/22/14	12/22/14	EPA 3050B	EPA 6010B
Selenium	0.47 J	0.62	0.18	218758	12/22/14	12/22/14	EPA 3050B	EPA 6010B
Silver	ND	0.31	0.093	218758	12/22/14	12/22/14	EPA 3050B	EPA 6010B
Thallium	ND	0.62	0.20	218758	12/22/14	12/22/14	EPA 3050B	EPA 6010B
Vanadium	34	0.31	0.031	218758	12/22/14	12/22/14	EPA 3050B	EPA 6010B
Zinc	47	1.2	0.12	218758	12/22/14	12/22/14	EPA 3050B	EPA 6010B

J= Estimated value

ND= Not Detected at or above MDL

RL= Reporting Limit

MDL= Method Detection Limit

Batch QC Report

California Title 22 Metals			
Lab #:	263387	Location:	CNG Fueling Station, Oakland
Client:	Weiss Associates	Prep:	METHOD
Project#:	259-1971.15	Analysis:	EPA 7471A
Analyte:	Mercury	Diln Fac:	1.000
Type:	BLANK	Batch#:	218683
Lab ID:	QC770482	Prepared:	12/19/10
Matrix:	Soil	Analyzed:	12/19/14
Units:	mg/Kg		

Result	RL	MDL
ND	0.017	0.0011

ND= Not Detected at or above MDL

RL= Reporting Limit

MDL= Method Detection Limit

Batch QC Report

California Title 22 Metals			
Lab #:	263387	Location:	CNG Fueling Station, Oakland
Client:	Weiss Associates	Prep:	METHOD
Project#:	259-1971.15	Analysis:	EPA 7471A
Analyte:	Mercury	Batch#:	218683
Matrix:	Soil	Prepared:	12/19/10
Units:	mg/Kg	Analyzed:	12/19/14
Diln Fac:	1.000		

Type	Lab ID	Spiked	Result	%REC	Limits	RPD	Lim
BS	QC770483	0.2083	0.2157	104	80-120		
BSD	QC770484	0.2083	0.2165	104	80-120	0	20

RPD= Relative Percent Difference

Batch QC Report

California Title 22 Metals			
Lab #:	263387	Location:	CNG Fueling Station, Oakland
Client:	Weiss Associates	Prep:	METHOD
Project#:	259-1971.15	Analysis:	EPA 7471A
Analyte:	Mercury	Diln Fac:	1.000
Field ID:	ZZZZZZZZZZ	Batch#:	218683
MSS Lab ID:	263297-001	Sampled:	12/08/14
Matrix:	Soil	Received:	12/11/14
Units:	mg/Kg	Prepared:	12/19/10
Basis:	as received	Analyzed:	12/19/14

Type	Lab ID	MSS Result	Spiked	Result	%REC	Limits	RPD	Lim
MS	QC770485	0.04168	0.2119	0.2790	112	69-136		
MSD	QC770486		0.2049	0.2714	112	69-136	0	35

RPD= Relative Percent Difference

Batch QC Report

California Title 22 Metals			
Lab #:	263387	Location:	CNG Fueling Station, Oakland
Client:	Weiss Associates	Prep:	EPA 3050B
Project#:	259-1971.15	Analysis:	EPA 6010B
Type:	BLANK	Diln Fac:	1.000
Lab ID:	QC770769	Batch#:	218758
Matrix:	Soil	Prepared:	12/22/14
Units:	mg/Kg	Analyzed:	12/22/14

Analyte	Result	RL	MDL
Antimony	ND	0.50	0.16
Arsenic	ND	0.25	0.083
Barium	ND	0.25	0.049
Beryllium	ND	0.10	0.019
Cadmium	ND	0.25	0.016
Chromium	0.024 J	0.25	0.021
Cobalt	ND	0.25	0.019
Copper	ND	0.26	0.086
Lead	ND	0.25	0.073
Molybdenum	ND	0.25	0.056
Nickel	ND	0.25	0.068
Selenium	ND	0.50	0.15
Silver	ND	0.25	0.075
Thallium	ND	0.50	0.16
Vanadium	ND	0.25	0.025
Zinc	0.15 J	1.0	0.098

J= Estimated value

ND= Not Detected at or above MDL

RL= Reporting Limit

MDL= Method Detection Limit

Batch QC Report

California Title 22 Metals			
Lab #:	263387	Location:	CNG Fueling Station, Oakland
Client:	Weiss Associates	Prep:	EPA 3050B
Project#:	259-1971.15	Analysis:	EPA 6010B
Matrix:	Soil	Batch#:	218758
Units:	mg/Kg	Prepared:	12/22/14
Diln Fac:	5.000	Analyzed:	12/22/14

Type: BS Lab ID: QC770770

Analyte	Spiked	Result	%REC	Limits
Antimony	50.00	49.29	99	80-120
Arsenic	50.00	50.90	102	80-120
Barium	50.00	52.35	105	80-120
Beryllium	50.00	51.48	103	80-120
Cadmium	50.00	52.67	105	80-120
Chromium	50.00	51.91	104	80-120
Cobalt	50.00	50.17	100	80-120
Copper	50.00	41.91	84	80-120
Lead	50.00	48.79	98	80-120
Molybdenum	50.00	52.22	104	80-120
Nickel	50.00	50.98	102	80-120
Selenium	50.00	53.07	106	80-120
Silver	50.00	49.32	99	80-120
Thallium	50.00	52.51	105	80-120
Vanadium	50.00	53.25	107	80-120
Zinc	50.00	52.70	105	80-120

Type: BSD Lab ID: QC770771

Analyte	Spiked	Result	%REC	Limits	RPD	Lim
Antimony	50.00	48.46	97	80-120	2	20
Arsenic	50.00	50.17	100	80-120	1	20
Barium	50.00	51.72	103	80-120	1	20
Beryllium	50.00	50.86	102	80-120	1	20
Cadmium	50.00	51.97	104	80-120	1	20
Chromium	50.00	51.04	102	80-120	2	20
Cobalt	50.00	49.40	99	80-120	2	20
Copper	50.00	42.01	84	80-120	0	20
Lead	50.00	48.20	96	80-120	1	20
Molybdenum	50.00	51.30	103	80-120	2	20
Nickel	50.00	50.18	100	80-120	2	20
Selenium	50.00	52.48	105	80-120	1	20
Silver	50.00	48.77	98	80-120	1	20
Thallium	50.00	51.91	104	80-120	1	20
Vanadium	50.00	52.57	105	80-120	1	20
Zinc	50.00	51.90	104	80-120	2	20

RPD= Relative Percent Difference

Batch QC Report

California Title 22 Metals			
Lab #:	263387	Location:	CNG Fueling Station, Oakland
Client:	Weiss Associates	Prep:	EPA 3050B
Project#:	259-1971.15	Analysis:	EPA 6010B
Field ID:	ZZZZZZZZZZ	Batch#:	218758
MSS Lab ID:	263368-021	Sampled:	12/15/14
Matrix:	Soil	Received:	12/16/14
Units:	mg/Kg	Prepared:	12/22/14
Basis:	as received	Analyzed:	12/22/14
Diln Fac:	1.000		

Type: MS Lab ID: QC770772

Analyte	MSS Result	Spiked	Result	%REC	Limits
Antimony	<0.1621	52.63	20.85	40	9-120
Arsenic	3.148	52.63	55.95	100	72-120
Barium	51.30	52.63	80.50	55	50-133
Beryllium	0.1509	52.63	51.65	98	80-120
Cadmium	0.3016	52.63	52.04	98	72-120
Chromium	38.82	52.63	91.12	99	61-120
Cobalt	5.230	52.63	53.40	92	60-120
Copper	7.574	52.63	58.68	97	47-149
Lead	187.2	52.63	80.14	-203 *	52-122
Molybdenum	0.1692	52.63	49.99	95	68-120
Nickel	30.57	52.63	79.87	94	46-135
Selenium	<0.1492	52.63	51.74	98	70-120
Silver	<0.07628	52.63	52.67	100	67-120
Thallium	<0.1664	52.63	47.76	91	64-120
Vanadium	31.19	52.63	86.90	106	54-137
Zinc	71.40	52.63	107.5	69	39-141

Type: MSD Lab ID: QC770773

Analyte	Spiked	Result	%REC	Limits	RPD	Lim
Antimony	47.62	15.50	33	9-120	20	26
Arsenic	47.62	47.88	94	72-120	6	30
Barium	47.62	112.2	128	50-133	38	43
Beryllium	47.62	44.18	92	80-120	6	20
Cadmium	47.62	44.14	92	72-120	7	22
Chromium	47.62	92.36	112	61-120	7	31
Cobalt	47.62	46.99	88	60-120	4	39
Copper	47.62	53.33	96	47-149	1	32
Lead	47.62	176.0	-24 *	52-122	77 *	49
Molybdenum	47.62	42.62	89	68-120	6	23
Nickel	47.62	102.0	150 *	46-135	30	37
Selenium	47.62	44.20	93	70-120	6	26
Silver	47.62	45.67	96	67-120	4	25
Thallium	47.62	39.67	83	64-120	9	20
Vanadium	47.62	78.46	99	54-137	4	31
Zinc	47.62	110.2	81	39-141	7	37

*= Value outside of QC limits; see narrative

RPD= Relative Percent Difference



Curtis & Tompkins, Ltd.
Analytical Laboratories, Since 1878





Curtis & Tompkins, Ltd., Analytical Laboratories, Since 1878

2323 Fifth Street, Berkeley, CA 94710, Phone (510) 486-0900

Laboratory Job Number 263539
ANALYTICAL REPORT

Weiss Associates
2200 Powell Street
Emeryville, CA 94608

Project : 259-1971.15
Location : Port Oak CNG
Level : II

Table with 2 columns: Sample ID and Lab ID. Lists various sample identifiers like CNG-B1-1', CNG-B1-5', etc., and their corresponding Lab IDs like 263539-001, 263539-002, etc.

This data package has been reviewed for technical correctness and completeness. Release of this data has been authorized by the Laboratory Manager or the Manager's designee, as verified by the following signature. The results contained in this report meet all requirements of NELAC and pertain only to those samples which were submitted for analysis. This report may be reproduced only in its entirety.

Signature: [Handwritten Signature]
Isabelle Choy
Project Manager
isabelle.choy@ctberk.com

Date: 01/08/2015

CASE NARRATIVE

Laboratory number: 263539
Client: Weiss Associates
Project: 259-1971.15
Location: Port Oak CNG
Request Date: 12/23/14
Samples Received: 12/12/14, 12/15/14, 12/16/14

This data package contains sample and QC results for seventeen soil samples, requested for the above referenced project on 12/23/14. The samples were received cold and intact.

Hexavalent Chromium (EPA 7196A):

No analytical problems were encountered.

Hexavalent Chromium Analysis for CNG Fueling Station

Subject: Hexavalent Chromium Analysis for CNG Fueling Station
From: "James Welles" <jtw@weiss.com>
Date: 12/23/2014 3:39 PM
To: <isabelle.choy@ctberk.com>

263539

Hi Isabelle,

as per our phone discussion I would like all CNG Fueling Station (259-1971.15) soil samples analyzed for hexavalent chromium.

A separate report with just the hex chrome data is fine as we discussed, no need to revise already issued reports. This can be billed directly to Diane Heinze at Port of Oakland as were the rest of the analyses for this job.

Feel free to call me with any further questions.

Thanks and happy holidays,

-James
510 450 6103

COOLER RECEIPT CHECKLIST



Login # 263327 Date Received 12/12/14 Number of coolers
Client Weiss Associates Project 259-1971-15

Date Opened 12/12 By (print) [signature] (sign) [signature]
Date Logged in 12/15 By (print) MC (sign) [signature]

1. Did cooler come with a shipping slip (airbill, etc) YES NO
Shipping info

2A. Were custody seals present? ... YES (circle) on cooler on samples NO
How many Name Date

2B. Were custody seals intact upon arrival? YES NO N/A

3. Were custody papers dry and intact when received? YES NO

4. Were custody papers filled out properly (ink, signed, etc)? YES NO

5. Is the project identifiable from custody papers? (If so fill out top of form) YES NO

6. Indicate the packing in cooler: (if other, describe)

- Bubble Wrap, Foam blocks, Bags, None, Cloth material, Cardboard, Styrofoam, Paper towels

7. Temperature documentation: * Notify PM if temperature exceeds 6°C

Type of ice used: Wet Blue/Gel None Temp(°C)

Samples Received on ice & cold without a temperature blank; temp. taken with IR gun

Samples received on ice directly from the field. Cooling process had begun

8. Were Method 5035 sampling containers present? YES NO
If YES, what time were they transferred to freezer? 1615

9. Did all bottles arrive unbroken/unopened? YES NO

10. Are there any missing / extra samples? YES NO

11. Are samples in the appropriate containers for indicated tests? YES NO

12. Are sample labels present, in good condition and complete? YES NO

13. Do the sample labels agree with custody papers? YES NO

14. Was sufficient amount of sample sent for tests requested? YES NO

15. Are the samples appropriately preserved? YES NO N/A

16. Did you check preservatives for all bottles for each sample? YES NO N/A

17. Did you document your preservative check? YES NO N/A

18. Did you change the hold time in LIMS for unpreserved VOAs? YES NO N/A

19. Did you change the hold time in LIMS for preserved terracores? YES NO N/A

20. Are bubbles > 6mm absent in VOA samples? YES NO N/A

21. Was the client contacted concerning this sample delivery? YES NO
If YES, Who was called? By Date:

COMMENTS

20.) Bubbles present in 1/1 VOA Sample 9 (Trip 0)

Chain of Custody Record

263357

INSTRUCTIONS FOR LAB PERSONNEL:

Curtis & Tompkins
2323 Fifth Street
Berkeley, CA 94710
Phone: (510) 486-0900

Please send analytic results, electronic deliverables and the original chain-of-custody form to:
labresults@weiss.com
jea@weiss.com

GeoTracker EDF required? Yes No
Equis 4-file EDWEDD required? Yes No
Report results to: MDL RL
Report soil results in: Dry weight Wet weight



Company Contact		Project Manager: <u>Joyce Adams</u>		Protocol ID/path:		COC Number:	
Weiss Associates		Project ID: <u>Port of Oakland</u>		Analyte (Method ID) Metals, E6010 B VOCs, E8260 TPH-G, M, M, Oil, Diesel, E815 PAHs, E8270-SIM		Page <u>1</u> of <u>2</u>	
2200 Powell Street, Suite 925		Sampled by: <u>R. Davis, J. Welles</u>				Moisture (ASTM D2216/CLP)	
Emeryville, CA 94608		Sample date(s): <u>12/15/14</u>				SDG number:	
(510) 450-6000 Phone		Analysis Turnaround Time:				Sample Specific Notes:	
(510) 547-5043 FAX		<u>5 day</u>					
Job Name: <u>Port OAK CNG</u>		(Specify Days or Hours)					
Address:							
Lab ID	Sample Identification	Sample Date	Sample Time	Sample Matrix	# of Cont.		
1	CNG-B4-1A	12/15/14	0905	50	7	X	X
2	CNG-B4-1B		0910	50	7	X	X
3	CNG-B4-5A		0930	50	6	X	X
4	CNG-B4-5B		0935	50	6	X	X
5	CNG-B4-7		0950	50	6	X	X
6	CNG-B3-1		1400	50	7	X	X
7	CNG-B3-5-		1410	50	6	X	X
8	CNG-B3-7-		1415	50	6	X	X
9	TRIP BLANK				2		
Field Filtered (X):							
Preservation Used: 1= Ice, 2= HCl; 3= H ₂ SO ₄ ; 4= HNO ₃ ; 5= NaOH; 6= Other							
Special Instructions/OC Requirements & Comments: <u>Bill Dianne Heinze at The Port of Oakland directly</u>							
Relinquished by:	Company:	Date/Time:	Received by:	Company:	Date/Time:		
<u>[Signature]</u>	<u>Weiss</u>	<u>12/15/14 17:10</u>	<u>[Signature]</u>	<u>CA</u>	<u>12/15/14 17:10</u>		
Relinquished by:	Company:	Date/Time:	Received by:	Company:	Date/Time:		
Relinquished by:	Company:	Date/Time:	Received by:	Company:	Date/Time:		

Run only if there are hits in samples


☒ = Samples released to a secured, locked area.

● = Samples received from a secured, locked area

7
8
9
10
11
12
13
14

6 of 16

COOLER RECEIPT CHECKLIST



Login # 263357 Date Received 12/15/14 Number of coolers 1
Client WELISS Project Port OAK CNG

Date Opened 12/16 By (print) [signature] (sign)
Date Logged in 12/16 By (print) MC (sign) [signature]

1. Did cooler come with a shipping slip (airbill, etc) YES NO
Shipping info

2A. Were custody seals present? ... YES (circle) on cooler on samples X NO
How many Name Date

2B. Were custody seals intact upon arrival? YES NO N/A

3. Were custody papers dry and intact when received? YES NO

4. Were custody papers filled out properly (ink, signed, etc)? YES NO

5. Is the project identifiable from custody papers? (If so fill out top of form) YES NO

6. Indicate the packing in cooler: (if other, describe)

- Bubble Wrap, Foam blocks, Bags, None, Cloth material, Cardboard, Styrofoam, Paper towels

7. Temperature documentation: * Notify PM if temperature exceeds 6°C

Type of ice used: X Wet Blue/Gel None Temp(°C) 2-4

Samples Received on ice & cold without a temperature blank; temp. taken with IR gun

Samples received on ice directly from the field. Cooling process had begun

8. Were Method 5035 sampling containers present? YES NO
If YES, what time were they transferred to freezer? 1730

9. Did all bottles arrive unbroken/unopened? YES NO

10. Are there any missing / extra samples? YES NO

11. Are samples in the appropriate containers for indicated tests? YES NO

12. Are sample labels present, in good condition and complete? YES NO

13. Do the sample labels agree with custody papers? YES NO

14. Was sufficient amount of sample sent for tests requested? YES NO

15. Are the samples appropriately preserved? YES NO N/A

16. Did you check preservatives for all bottles for each sample? YES NO N/A

17. Did you document your preservative check? YES NO N/A

18. Did you change the hold time in LIMS for unpreserved VOAs? YES NO N/A

19. Did you change the hold time in LIMS for preserved terracores? YES NO N/A

20. Are bubbles > 6mm absent in VOA samples? YES NO N/A

21. Was the client contacted concerning this sample delivery? YES NO
If YES, Who was called? By Date:

COMMENTS
20) Bubbles present in 1/2 VOA for sample 9 (Trip Blank)

Chain of Custody Record

263387

Curtis & Tompkins
2323 Fifth Street
Berkeley, CA 94710
Phone: (510) 486-0900

Please send analytic results, electronic deliverables and the original chain-of-custody form to:
labresults@weiss.com
jea@weiss.com

INSTRUCTIONS FOR LAB PERSONNEL:

- GeoTracker EDF required? Yes No
 Equis 4-file EDWEDD required? Yes No
 Report results to: MDL RL
 Report soil results in: Dry weight Wet weight



Company Contact		Project Manager: <u>Joyce Adams</u>		Protocol ID/path:		COC Number:					
Weiss Associates		Project ID: <u>251-1971.15</u>		Analyte (Method ID) <u>Metals E-6010R</u> <u>VOCs E8260</u> <u>TPH-SiD, MO E805M</u> <u>PAHs E8270-SiM</u>		Page <u>1</u> of <u>1</u>					
2200 Powell Street, Suite 925		Sampled by: <u>Bob Davis & James White</u>				Moisture (ASTM D2216/CLP)		SDG number:			
Emeryville, CA 94608		Sample date(s): <u>12/16/14</u>				Analysis Turnaround Time: <u>5 day</u> (Specify Days or Hours)		Sample Specific Notes:			
(510) 450-6000 Phone		Address: <u>Market & 2nd St, Oakland</u>									
(510) 547-5043 FAX											
Job Name: <u>AKS Fueling Station</u>											
Address: <u>Market & 2nd St, Oakland</u>											
Lab ID	Sample Identification	Sample Date	Sample Time	Sample Matrix	# of Cont.						
1	IDW-501-01	12/16/14	12:00	S	7	X	X				
2	IDW-501-02	12/16/14	12:00	S	7	X	X				
3	CNG-BS-1	12/16/14	9:00	S	7	X	X				
4	IDW-W01-01	12/16/14	12:15	W	9	X	X				
5	Trip Blank	12/16/14	0000	W	1	X					
Field Filtered (X):											
Preservation Used: 1= Ice, 2= HCl; 3= H ₂ SO ₄ ; 4=HNO ₃ ; 5=NaOH; 6= Other _____											
Special Instructions/OC Requirements & Comments: <u>Bill Dene Heinze with Port of Oakland directly for the analysis</u>											
Relinquished by:	Company:	Date/Time:	Received by:	Company:	Date/Time:						
<u>[Signature]</u>	<u>weiss</u>	<u>12/16/14 15:36</u>	<u>[Signature]</u>	<u>CPT</u>	<u>12/16/14 1536</u>						
Relinquished by:	Company:	Date/Time:	Received by:	Company:	Date/Time:						
<u>[Signature]</u>	<u>CPT</u>	<u>12/16/14 18:00</u>	<u>[Signature]</u>	<u>CT</u>	<u>12/16 1800</u>						
Relinquished by:	Company:	Date/Time:	Received by:	Company:	Date/Time:						

= Samples released to a secured, locked area.

= Samples received from a secured, locked area

15
14
17

9 of 16

Re: 259-1971.15 - C&T Login Summary (263387) *** Confirm...

Subject: Re: 259-1971.15 - C&T Login Summary (263387) *** Confirm project number
From: "James Welles" <jtw@weiss.com>
Date: 12/17/2014 5:04 PM
To: <isabelle.choy@ctberk.com>

Isabelle,

Please run total metals using one of the 500 ml ambers submitted.

The job number for all 3 COCs should be 259-1971.15

Feel free to call me if you have any questions, or if you need additional volume if the first metals extraction does not work.

Thanks,

James Welles
 510 450 6103

>>> "Isabelle Choy" <isabelle.choy@ctberk.com> 12/17/2014 4:19 pm >>>

Please confirm project number as this COC reads 259-1971.15 and the previous two COC read 259-1971-15. Please me know which is the correct project number so all CNG jobs are in the same project. Also, please advise on metals analysis for IDW-W01-01 (263387-004) as no metals container was received. Thank you~ Isabelle

C&T Login Summary for 263387

Project: 259-1971.15 Site: CNG Fueling Station, Oakland Lab Login #: 263387 Report Level: II PO#: C&T Proj Mgr: Isabelle Choy	Report To: Weiss Associates 2200 Powell Street Suite 925 Emeryville, CA 94608 ATTN: Joyce Adams (510) 450-6000	Bill To: Weiss Associates 2200 Powell Street Suite 925 Emeryville, CA 94608 ATTN: Accounts Payable (510) 450-6000
J to the MDL		

Client ID	Lab ID	Sampled	Received	DueDate	Matrix	Dry	Analyses	COC #	Comments
IDW-S01-01	001	12/16/14 12:00	12/16/14			N			
				12/23	Soil		6010-T22 MET		
				12/23	Soil		8270-SIM		
				12/23	Soil		E8260		
				12/23	Soil		ETVH		
				12/23	Soil		TEHM		
IDW-S01-02	002	12/16/14 12:10	12/16/14			N			
				12/23	Soil		6010-T22 MET		
				12/23	Soil		8270-SIM		
				12/23	Soil		E8260		
				12/23	Soil		ETVH		
				12/23	Soil		TEHM		
CNG-B5-1	003	12/16/14 09:00	12/16/14			N			
				12/23	Soil		6010-T22 MET		
				12/23	Soil		8270-SIM		
				12/23	Soil		E8260		
				12/23	Soil		ETVH		
				12/23	Soil		TEHM		
IDW-W01-01	004	12/16/14 12:15	12/16/14			N			
				12/23	Water		8260		
				12/23	Water		8270-SIM		
				12/23	Water		TEHM		
				12/23	Water		TVH		
TRIP BLANK	005	12/16/14 00:00	12/16/14			N			
				12/23	Water		8260		only 1 VOA

Email compiled and sent 12/17/14 04:19 PM.

COOLER RECEIPT CHECKLIST



Curtis & Tompkins, Ltd.

Login # 263387 Date Received 12/16/14 Number of coolers 1
 Client Weiss Associates Project 259-1971.15

Date Opened 12/16 By (print) LV (sign) [Signature]
 Date Logged in 12/17 By (print) MC (sign) [Signature]

1. Did cooler come with a shipping slip (airbill, etc) YES NO
 Shipping info _____

2A. Were custody seals present? ... YES (circle) on cooler on samples NO
 How many _____ Name _____ Date _____

2B. Were custody seals intact upon arrival? _____ YES NO N/A

3. Were custody papers dry and intact when received? YES NO

4. Were custody papers filled out properly (ink, signed, etc)? YES NO 12/17

5. Is the project identifiable from custody papers? (If so fill out top of form) YES NO

6. Indicate the packing in cooler: (if other, describe) _____

- Bubble Wrap Foam blocks Bags None
- Cloth material Cardboard Styrofoam Paper towels

7. Temperature documentation: * Notify PM if temperature exceeds 6°C

Type of ice used: Wet Blue/Gel None Temp(°C) _____

Samples Received on ice & cold without a temperature blank; temp. taken with IR gun

Samples received on ice directly from the field. Cooling process had begun

8. Were Method 5035 sampling containers present? YES NO

If YES, what time were they transferred to freezer? 1815

9. Did all bottles arrive unbroken/unopened? YES NO

10. Are there any missing / extra samples? YES NO

11. Are samples in the appropriate containers for indicated tests? YES NO

12. Are sample labels present, in good condition and complete? YES NO

13. Do the sample labels agree with custody papers? YES NO

14. Was sufficient amount of sample sent for tests requested? YES NO

15. Are the samples appropriately preserved? YES NO N/A

16. Did you check preservatives for all bottles for each sample? YES NO N/A

17. Did you document your preservative check? YES NO N/A

18. Did you change the hold time in LIMS for unpreserved VOAs? YES NO N/A

19. Did you change the hold time in LIMS for preserved terracores? YES NO N/A

20. Are bubbles > 6mm absent in VOA samples? YES NO N/A

21. Was the client contacted concerning this sample delivery? YES NO

If YES, Who was called? _____ By _____ Date: _____

COMMENTS

#4) -004: no sample was recovered for metals; cannot log in for metals.

-004: transferred from unpreserved amber into poly & preserved w/ HNO3 (lot#5070) on 12/17/14 @ 1845 to pH < 2.

Curtis & Tompkins Sample Preservation for 263387

Sample	pH: <2	>9	>12	Other
-004a	[]	[]	[]	_____
b	[]	[]	[]	_____
c	[]	[]	[]	_____
d	[]	[]	[]	_____
e	[]	[]	[]	_____
f	[]	[]	[]	_____
g	[]	[]	[]	_____
h	[]	[]	[]	_____
i	[]	[]	[]	_____
j	<input checked="" type="checkbox"/>	[]	[]	_____

Analyst: ML
Date: 12/17/14

Detections Summary for 263539

Results for any subcontracted analyses are not included in this summary.

Client : Weiss Associates
Project : 259-1971.15
Location : Port Oak CNG

Client Sample ID : CNG-B1-1'	Laboratory Sample ID :	263539-001
No Detections		
Client Sample ID : CNG-B1-5'	Laboratory Sample ID :	263539-002
No Detections		
Client Sample ID : CNG-B1-7'	Laboratory Sample ID :	263539-003
No Detections		
Client Sample ID : CNG-B2-1'	Laboratory Sample ID :	263539-004
No Detections		
Client Sample ID : CNG-B2-5'	Laboratory Sample ID :	263539-005
No Detections		
Client Sample ID : CNG-B2-7'	Laboratory Sample ID :	263539-006
No Detections		
Client Sample ID : CNG-B4-1A	Laboratory Sample ID :	263539-007
No Detections		
Client Sample ID : CNG-B4-1B	Laboratory Sample ID :	263539-008
No Detections		
Client Sample ID : CNG-B4-5A	Laboratory Sample ID :	263539-009
No Detections		

Client Sample ID : CNG-B4-5B	Laboratory Sample ID :	263539-010
No Detections		
Client Sample ID : CNG-B4-7'	Laboratory Sample ID :	263539-011
No Detections		
Client Sample ID : CNG-B3-1'	Laboratory Sample ID :	263539-012
No Detections		
Client Sample ID : CNG-B3-5'	Laboratory Sample ID :	263539-013
No Detections		
Client Sample ID : CNG-B3-7'	Laboratory Sample ID :	263539-014
No Detections		
Client Sample ID : IDW-S01-01	Laboratory Sample ID :	263539-015
No Detections		
Client Sample ID : IDW-S01-02	Laboratory Sample ID :	263539-016
No Detections		
Client Sample ID : CNG-B5-1	Laboratory Sample ID :	263539-017
No Detections		

Hexavalent Chromium			
Lab #:	263539	Location:	Port Oak CNG
Client:	Weiss Associates	Prep:	EPA 3060A
Project#:	259-1971.15	Analysis:	EPA 7196A
Analyte:	Hexavalent Chromium	Diln Fac:	1.000
Matrix:	Soil	Batch#:	218994
Units:	mg/Kg	Prepared:	01/05/15 09:30
Basis:	dry	Analyzed:	01/06/15 14:50

Field ID	Type	Lab ID	Result	RL	Moisture	Sampled	Received
CNG-B1-1'	SAMPLE	263539-001	ND	0.43	8%	12/12/14 11:00	12/12/14
CNG-B1-5'	SAMPLE	263539-002	ND	0.48	16%	12/12/14 11:10	12/12/14
CNG-B1-7'	SAMPLE	263539-003	ND	0.49	19%	12/12/14 11:20	12/12/14
CNG-B2-1'	SAMPLE	263539-004	ND	0.44	9%	12/12/14 08:15	12/12/14
CNG-B2-5'	SAMPLE	263539-005	ND	0.47	14%	12/12/14 08:30	12/12/14
CNG-B2-7'	SAMPLE	263539-006	ND	0.47	15%	12/12/14 09:53	12/12/14
CNG-B4-1A	SAMPLE	263539-007	ND	0.44	9%	12/15/14 09:05	12/15/14
CNG-B4-1B	SAMPLE	263539-008	ND	0.45	12%	12/15/14 09:10	12/15/14
CNG-B4-5A	SAMPLE	263539-009	ND	0.47	15%	12/15/14 09:30	12/15/14
CNG-B4-5B	SAMPLE	263539-010	ND	0.47	15%	12/15/14 09:35	12/15/14
CNG-B4-7'	SAMPLE	263539-011	ND	0.48	16%	12/15/14 09:50	12/15/14
CNG-B3-1'	SAMPLE	263539-012	ND	0.47	15%	12/15/14 14:00	12/15/14
CNG-B3-5'	SAMPLE	263539-013	ND	0.48	16%	12/15/14 14:10	12/15/14
CNG-B3-7'	SAMPLE	263539-014	ND	0.47	15%	12/15/14 14:15	12/15/14
IDW-S01-01	SAMPLE	263539-015	ND	0.49	18%	12/16/14 12:00	12/16/14
IDW-S01-02	SAMPLE	263539-016	ND	0.47	15%	12/16/14 12:10	12/16/14
CNG-B5-1	SAMPLE	263539-017	ND	0.50	20%	12/16/14 09:00	12/16/14
	BLANK	QC771666	ND	0.40			

ND= Not Detected
 RL= Reporting Limit

Batch QC Report

Hexavalent Chromium			
Lab #:	263539	Location:	Port Oak CNG
Client:	Weiss Associates	Prep:	EPA 3060A
Project#:	259-1971.15	Analysis:	EPA 7196A
Analyte:	Hexavalent Chromium	Diln Fac:	1.000
Field ID:	CNG-B1-1'	Batch#:	218994
MSS Lab ID:	263539-001	Sampled:	12/12/14 11:00
Matrix:	Soil	Received:	12/12/14
Units:	mg/Kg	Prepared:	01/05/15 09:30
Basis:	as received	Analyzed:	01/06/15 14:50

Type	Lab ID	MSS Result	Spiked	Result	RL	%REC	Limits	RPD	Lim
LCS	QC771667		40.00	39.52		99	80-120		
SDUP	QC771668	<0.4000		<0.4000	0.4000			NC	20
SSPIKE	QC771669	<0.4000	1,081	965.2		89	85-115		

NC= Not Calculated

RL= Reporting Limit

RPD= Relative Percent Difference

ATTACHMENT D

DATA VALIDATION/QUALITY CONTROL SUMMARY

The following provides a summary of Weiss's data validation and quality control results from the laboratory:

- All sample hold times and method preservation requirements were met.
- All travel blanks were free of contamination.
- Surrogate recovery was high in several volatile organic analysis samples. However, because there were no detections of associated analytes in the field samples, no qualifications were assigned.
- Matrix spikes were not performed for some analytical methods used for this delivery group.
- Matrix spike recovery of zinc was above laboratory limits. Thus, three zinc results are qualified as estimated as indicated with a "J".
- 109 sample results are between the reporting limit and the method detection limit defined as trace concentrations and the reported concentrations are estimated, as indicated with a "J".
- Trace concentrations of hydrocarbons were detected in the method blanks for various batches. Thus, 20 results for samples in these batches were qualified with a "U", indicating that each result was not detected above an elevated reporting limit.
- Thirty chromatograms exhibited patterns that did not resemble the laboratory standard for gasoline or diesel. The reported concentrations are qualified as estimated and noted with a "Y".
- Field duplicates were collected for soil. Several analytes were detected at trace concentrations and not detected in the associated duplicate sample due to suspected sample heterogeneity within this sample.
- A groundwater field duplicate sample and a rinseate blank were scheduled to be collected from boring CNG-B5, however, due to refusal in that boring, these samples could not be collected.