



**CONESTOGA-ROVERS
& ASSOCIATES**

RECEIVED

11:25 am, Aug 20, 2007

Alameda County
Environmental Health

5900 Hollis Street, Suite A, Emeryville, California 94608
Telephone: 510-420-0700 Facsimile: 510-420-9170
www.CRAworld.com

August 17, 2007

Mr. John Rigter
Livermore-Pleasanton Fire Department
3560 Nevada St.
Pleasanton, California 94566

Re: **Underground Storage Tank Removal and Compliance Sampling Report**
Former Standard Oil Service Station #30-7233
Mills Square Park
2259 First St.
Livermore, California

Dear Mr. Rigter:

On behalf of Chevron Products Company (Chevron), Conestoga-Rovers & Associates (CRA) is submitting this report documenting the removal of two underground storage tanks (USTs) at the site referenced above (Figure 1). Presented below are descriptions of the site background, UST removal activities, limited over-excavation, sampling methodologies and analytic results.

SITE BACKGROUND

The site is currently a park in the City of Livermore. Figure 1 illustrates that elevation of the site is approximately 485 feet above mean sea level and topography in the vicinity slopes gently to the north. Surface features are primarily grass and trees with a concrete and slate walkway through the park. Records indicate that retail service station operations began sometime prior to 1959 and continued to 1973, when operations ceased and all facilities were removed. Previous aerial photographs show a station building located on the southern edge of the property and two dispenser islands located on the western portion of the property (Figure 2). A 1978 aerial photograph shows the site had been redeveloped as a park by the City of Livermore.

PREVIOUS ENVIRONMENTAL WORK

September 2003 Investigation: Fugro West, Inc. (Fugro) investigated soil and groundwater conditions in Mills Square Park for the purpose of evaluating the potential presence of petroleum hydrocarbons resulting from the historical use of the site as a service station. This investigation was requested by the City of Livermore, Engineering Division, as part of a proposed redevelopment plan. Total petroleum hydrocarbons as gasoline (TPHg) and total petroleum hydrocarbons

Equal
Employment
Opportunity Employer



as diesel (TPHd) were detected in only one soil sample at concentrations of 3.5 milligrams per kilogram (mg/kg) and 9.6 mg/kg, respectively. TPHg and TPHd were detected in apparently perched groundwater at maximum concentrations of 18,000 micrograms per liter ($\mu\text{g/l}$) and 42,000 $\mu\text{g/l}$, respectively. Benzene was not detected in soil, but was detected in groundwater at a maximum concentration of 140 $\mu\text{g/l}$. Total lead was detected in all soil samples at 3 feet below grade (fbg), at a maximum concentration of 3,700 mg/kg.

September 2005 UST Removal: In September 2005, a previously unknown UST was encountered beneath the sidewalk near the southwest corner of the site. Under the direction of the Livermore-Pleasanton Fire Department (LPPFD), the UST was removed, soil samples were collected and the excavated soil was backfilled into the excavation pit. According to Consolidated Engineering Laboratories' *Environmental Sampling, Testing and Evaluation of Soil* report, dated October 4, 2005, soil beneath the UST contained maximum concentrations of 1,200 mg/kg TPHg, 4,100 mg/kg TPHd, and 54 mg/kg total petroleum hydrocarbons as motor oil (TPHmo). Chevron was not involved with the tank removal and was contacted later by ACEHS to investigate whether any other USTs remained in Mills Square Park.

August 2006 Geophysical Investigation: Cambria Environmental Technology, Inc. (Cambria), now CRA, contracted with NORCAL Geophysical Consultants, Inc. to determine if any USTs still remained in place beneath Mills Square Park. Two suspected tanks were identified in the southwest corner of the park, each measuring approximately 5 by 7 feet and located approximately 3 fbg.

September and October 2006 Site Investigation: Woodward Drilling Company, Inc. (Woodward) advanced five borings in the vicinity of the former dispenser islands and suspected USTs. The highest hydrocarbon concentrations detected were 8,700 mg/kg TPHg, 3,000 mg/kg TPHd, 1,400 mg/kg TPHmo and 14 mg/kg benzene. The maximum lead concentration was 65.4 mg/kg at 5 fbg. No groundwater was encountered to the total explored depth of 40 fbg.

UST AND PRODUCT PIPING REMOVAL AND SAMPLING

On June 20, 2007, CRA observed Gettler-Ryan Inc. of Dublin, California remove two USTs and 27 feet of associated product piping at the site. Representatives from the LPPFD, Alameda County Environmental Health Services, and the City of Livermore were onsite to observe tank removal and sampling activities. At the direction of Mr. John Rigter of LPPFD, compliance soil samples were collected from the ends and middle of both Tank 1 and Tank 2 and from below the opening of a group of pipes protruding into the northwestern wall of the tank pit. Details of these activities are presented below.



Personnel: Daniel Glaze, Charlotte Evans and Ian Hull of CRA, Mr. Chester Bennett of Chevron, Mr. John Rigter of the LPPD, Mr. Jerry Wickham of Alameda County Environmental Health Services, and engineers from the City of Livermore were onsite to observe removal activities.

USTs and Piping Removal Contractor: Gettler-Ryan Inc. (GR)

USTs and Piping Removal Dates and Compliance Sampling Date: June 20, 2007.

USTs and Piping Removal: Two 750-gallon single-wall steel gasoline USTs (Tank 1 and Tank 2) and approximately 27 feet of associated product piping were removed. Both of the 750-gallon USTs were observed to be moderately corroded, but with no visible leaks. According to GR, Tank 1 held approximately 200 gallons of water and Tank 2 was empty. LPPD requested an Unauthorized Release Form (URF) be completed, including a reference to the previous tank removal from Mills Square Park by the City of Livermore. The URF was submitted on July 6, 2007. The tops of both tanks were punctured to allow for easy hoisting with hooks. Gettler-Ryan had already removed approximately 10 feet of associated piping that had been previously cut and coiled on top of the tanks prior to CRA's arrival onsite. As requested by Mr. John Rigter, approximately 17 additional feet of associated piping was pulled from a group of two pipes on the north wall of the tank pit, with a third pipe exposed by the north end of Tank 1. By inserting a measuring tape into one of the remaining pipes, workers showed that they were dry and extended for approximately 27 feet. The remaining pipes of unknown length were not removed due to potential impacts to underground utilities and the park trees. The tanks and product piping were transported and disposed of by ECI at their Chevron-approved disposal facility in Richmond. Associated waste manifests are included in Attachment A.

Sampling Methodology: Soil samples were collected using steam-cleaned brass tubes that were driven into soil in the backhoe bucket. The composite soil stockpile sample (WASTE1) was collected by driving four brass tubes into the soil stockpile. All samples were sealed, properly labeled, stored on ice and transported under Chain-of-Custody to Chevron-approved laboratories.

Soil Sampling: On June 20, 2007 CRA collected seven compliance soil samples under the direction of Mr. John Rigter of LPPD. The samples were collected from various locations and depths detailed on Figure 2. Soil samples EX1 through EX6 were collected from the bottom of the UST cavity, one foot below the ends and middle of each tank. Due to visible signs of potential impact, Mr. Rigter required an additional sample be collected from approximately one additional foot below the south end of Tank 1. Sample P-1 was collected beneath the product piping on the north wall of the UST cavity. Groundwater was not encountered during the removal of the tanks. Analytic data for soil is included in Tables 1 through 3.



Chemical Analyses: The soil samples were analyzed for all of the following constituents as dictated by the Regional Water Quality Control Board's (RWQCB) Tri-County Recommendations sampling requirements for unknown contents of an UST:

- TPHg and Total Oil and Grease (TOG) by EPA Method 8015M,
- TPHd by EPA Method 8015M with silica-gel clean-up,
- Benzene, toluene, ethylbenzene, and xylenes (BTEX), methyl tertiary butyl ether (MTBE), di-isopropyl ether (DIPE), ethyl tertiary-butyl ether (ETBE), tertiary-amyl methyl ether (TAME), tertiary-butyl alcohol (TBA), 1,2-dichloroethane (1,2-DCA), and ethylene dibromide (EDB) by EPA Method 8260B,
- Semi-Volatile Organic Compounds (SVOC's), Polychlorinated biphenyls (PCBs) polycyclic aromatic hydrocarbons (PAHs), and poly nuclear aromatics (PNAs) by EPA Method 8270C,
- LUFT 5 metals by EPA Method 6010B,

Soil Disposal: Approximately 35.5 tons of soil were removed from the former tank excavation pit and transported by Integrated Wastestream Management, of San Jose, California to Chemical Waste Management Inc.– Kettleman Hills Facility in Kettleman City, California, a Chevron-approved disposal facility. Copies of the total disposed tonnage are included in Attachment B. Composite waste analytic results are included in Table 4.

SOIL ANALYTIC RESULTS

Hydrocarbons were reported only in samples collected from beneath Tank 1. Samples collected beneath Tank 1 contained no TPHg, and only small concentrations of PCBs, semi-volatiles, BTEX and the 5 oxygenates. Sample EX4@8 contained the highest concentration of TPHd at 2,800 milligrams per kilogram (mg/kg) and TOG at 11,000 mg/kg. TPHd concentrations ranged from 100 mg/kg to 1,400 mg/kg and TOG concentrations ranged from below detection limits to 3,100 mg/kg in all other samples. The occurrence of PCB was negligible, with a maximum concentration of 0.062 mg/kg PCB-1248 in sample EX4. Benzene was not detected in any sample. Metals were detected in the soil samples collected from the UST area and are listed in Table 3. Copies of the laboratory analytic reports are presented as Attachment C.



CONCLUSIONS AND RECOMMENDATIONS

Analysis of soil samples indicate that some concentrations from the UST pit are above RWQCB's environmental screening levels (ESLs) for Shallow Soil Screening Levels, Commercial Land Use where water is a current or potential drinking water resource, as developed by the San Francisco Bay RWQCB¹. CRA has submitted a workplan to Alameda County Environmental Health Services under separate cover for additional investigation of hydrocarbon impact in Mills Square Park.

CLOSING


We appreciate the opportunity to work with you on this project. Please call Charlotte Evans at (510) 420-3351 or Satya Sinha of Chevron at (925) 842-9876 if you have any questions or comments.

Sincerely,

Conestoga-Rovers & Associates

Charlotte Evans

Robert Foss, P.G. #7445



¹ *Screening for Environmental Concerns at Sites with Contaminated Soil and Groundwater*, Interim Final, February 2005; California Regional Water Quality Control Board - San Francisco Bay Region.

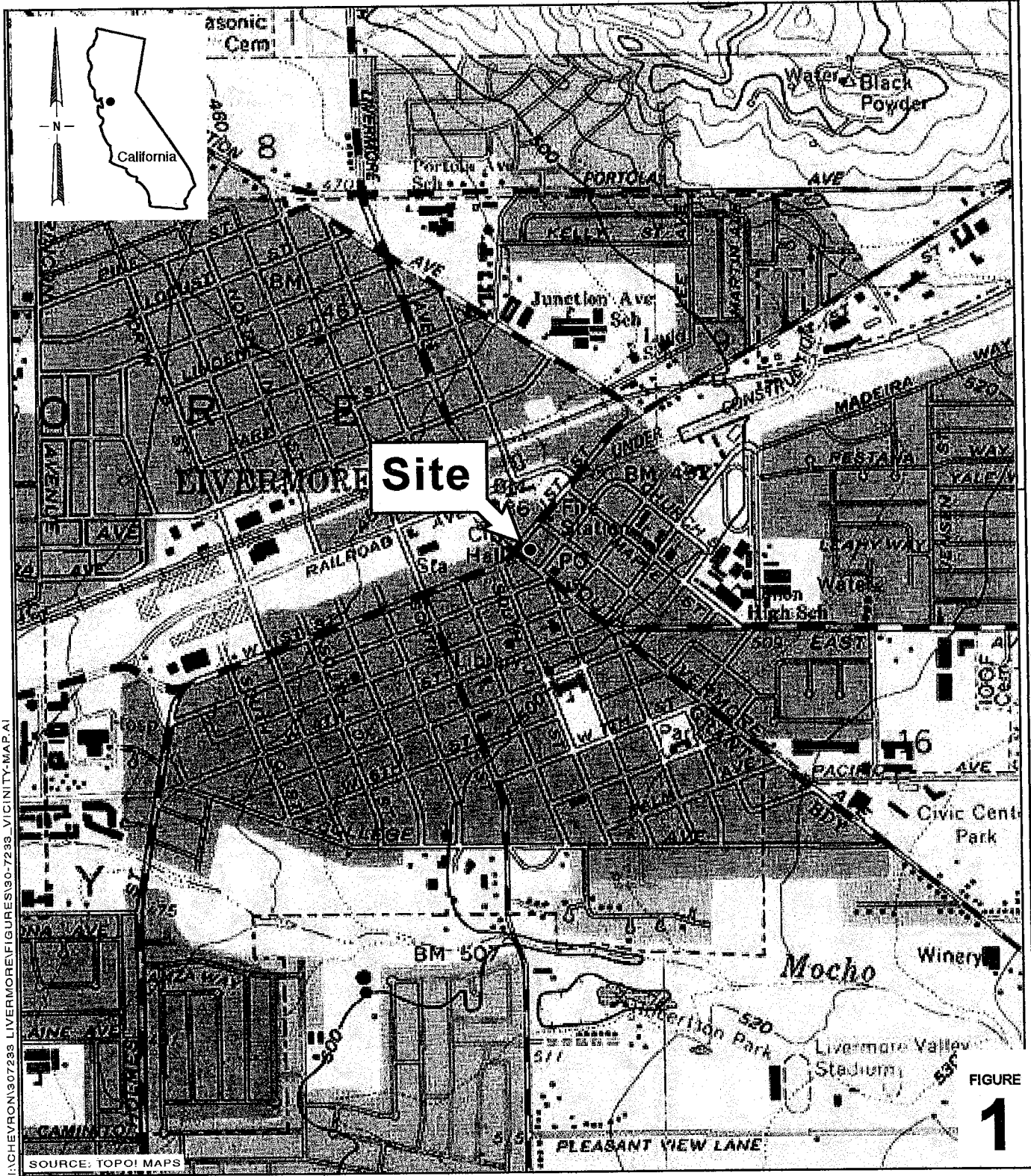


- Figures: 1 -- Vicinity Map
 2 -- Tank Pull Excavation Sample Locations
- Tables: 1 -- Analytic Results for Soil
 2 -- Analytic Results for Soil -- SVOCs
 3 -- Analytic Results for Soil -- Metals and PCBs
 4 -- Analytic Results for Soil - Waste
- Attachments: A -- Waste Manifests
 B -- Soil Disposal Tonnage
 C -- Laboratory Analytic Reports

cc: Mr. Chester Bennett, Chevron Products Company, 6001 Bollinger Canyon Rd., San Ramon, CA 94583
 Mr. Satya Sinha, Chevron Environmental Management Company, 6001 Bollinger Canyon Road, San Ramon, CA 94583
 Mr. Jerry Wickham, Alameda County Environmental Health Services, 1131 Harbor Bay Parkway, Suite 250, Alameda, CA 94502-6577
 Gettler-Ryan, Inc., 6747 Sierra Court, Suite J, Dublin, CA 94568
 Chris Davidson, City of Livermore Economic and Redevelopment, 1052 South Livermore Avenue, Livermore, CA 94550

Conestoga-Rovers & Associates (CRA) prepared this document for use by our client and appropriate regulatory agencies. It is based partially on information available to CRA from outside sources and/or in the public domain, and partially on information supplied by CRA and its subcontractors. CRA makes no warranty or guarantee, expressed or implied, included or intended in this document, with respect to the accuracy of information obtained from these outside sources or the public domain, or any conclusions or recommendations based on information that was not independently verified by CRA. This document represents the best professional judgment of CRA. None of the work performed hereunder constitutes or shall be represented as a legal opinion of any kind or nature.

I:\Chevron\307233 Livermore\2007 Tank Pull\30-7233 UST Removal Report 08.07.doc



I:\CHEVRON\307233 LIVERMORE\FIGURES\30-7233_VICINITY-MAP.AI

SOURCE: TOPOI MAPS

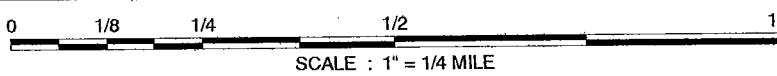


FIGURE 1

Chevron Service Station 30-7233
 2259 First Street
 Livermore, California

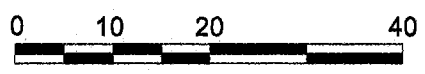
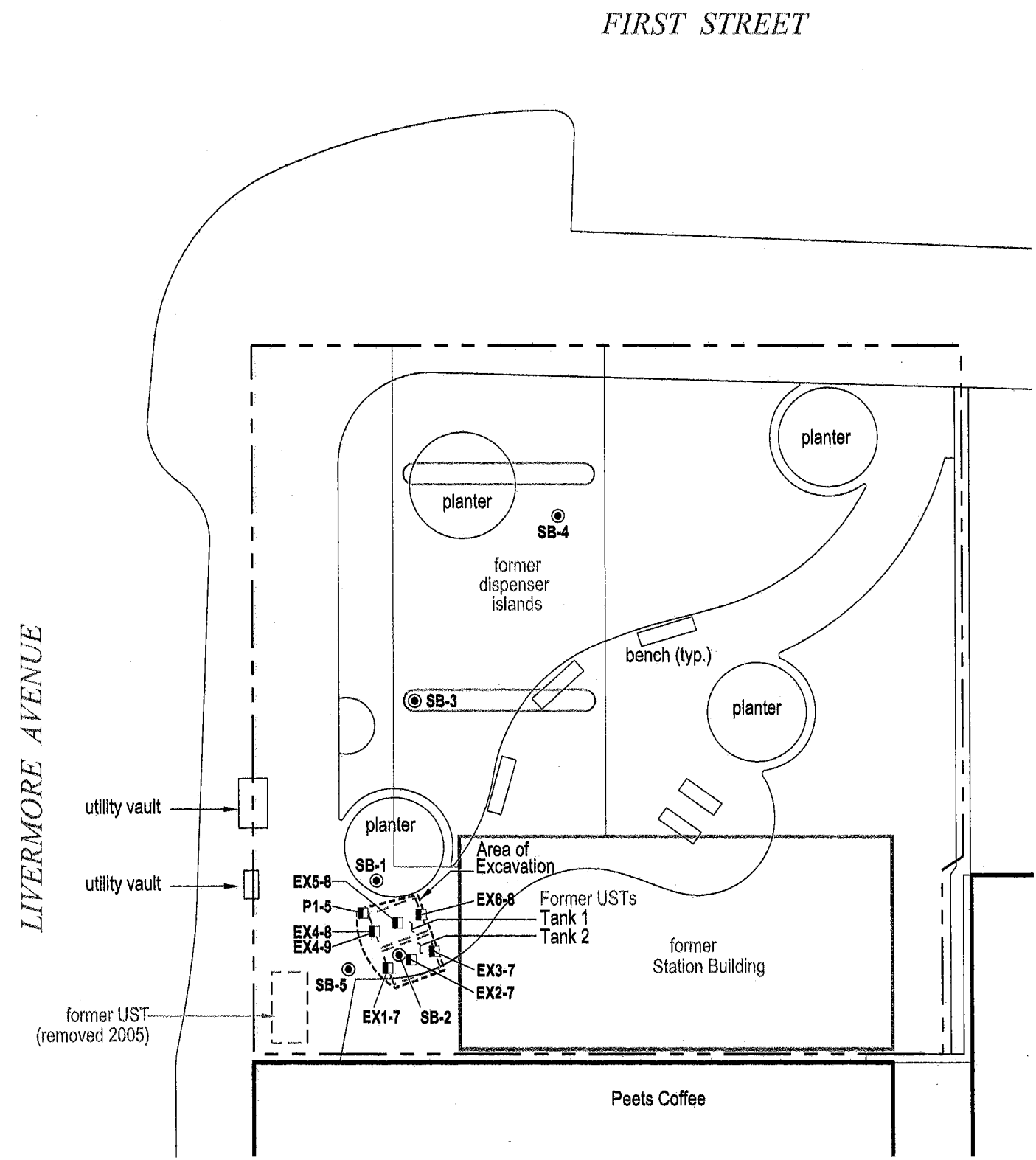


CONESTOGA-ROVERS

Vicinity Map

EXPLANATION

- SB-1 ● Soil boring location
- P1-5 ■ Soil sample location



Scale (ft)

Basemap modified from Aerial photographs

FIGURE

2

**Tank Pull Excavation
Sample Locations**



**CONESTOGA-ROVERS
& ASSOCIATES**

Former Chevron Station 30-7233

2259 First Street
Livermore, California

CONESTOGA-ROVERS & ASSOCIATES

Table 1 - Analytical Results for Soil - Compliance Samples - Former Standard Oil Service Station #30-7233, 2259 First Street, Livermore, California

Sample ID	Sample Date	Sample Depth (fbg)	TPHg	TPHd	Total Oil & Grease	B	T	E	X	MTBE	DIPE	ETBE	TAME	TBA	1,2-DCA	EDB
EX1	6/20/2007	7	<1.0	<4.0	<580	<0.0005	<0.001	<0.001	<0.001	<0.0005	<0.001	<0.001	<0.001	<0.020	<0.001	<0.001
EX2	6/20/2007	7	<1.0	<4.0	<580	<0.0005	<0.001	<0.001	<0.001	<0.0005	<0.001	<0.001	<0.001	<0.020	<0.001	<0.001
EX3	6/20/2007	7	<1.0	<4.0	<580	<0.0005	<0.001	<0.001	<0.001	<0.0005	<0.001	<0.001	<0.001	<0.020	<0.001	<0.001
EX4	6/20/2007	8	<1.0	2,800	11,000	<0.0005	<0.001	<0.001	<0.001	<0.0005	<0.001	<0.001	<0.001	<0.020	<0.001	<0.001
EX4	6/20/2007	9	<100	1,400	3,100	<0.0005	<0.001	<0.001	0.004	<0.0005	<0.001	<0.001	<0.001	<0.020	<0.001	<0.001
EX5	6/20/2007	8	<10	100	<580	<0.0005	<0.001	<0.001	<0.001	<0.0005	<0.001	<0.001	<0.001	<0.020	<0.001	<0.001
EX6	6/20/2007	8	<400	1,300	3,000	<0.0005	<0.002	<0.001	<0.001	<0.0005	<0.001	<0.001	<0.001	<0.020	<0.001	<0.001
P1	6/20/2007	5	<1.0	<4.0	<580	<0.0005	<0.001	<0.001	<0.001	<0.0005	<0.001	<0.001	<0.001	<0.020	<0.001	<0.001

Explanation:

Total petroleum hydrocarbons as gasoline (TPHg), Total petroleum hydrocarbons as diesel (TPHd), and Total oil and grease by EPA Method 8015B
Benzene, toluene, ethylbenzene, and xylenes (BTEX), methyl tertiary-butyl ether (MTBE), di-isopropyl ether (DIPE), ethyl tertiary-butyl ether (ETBE), tertiary-amyl-methyl ether (TAME), tertiary-butanol (TBA), 1,2-dichloroethane (1,2-DCA), 1,2-dibromoethane (EDB) by EPA Method 8260B

fbg = feet below grade

<x.xxx = Not present above laboratory method detection limit

CONESTOGA-ROVERS & ASSOCIATES

Table 2 - Analytical Results for Soil - Compliance Sample Results for SVOCs - Former Standard Oil Service Station #30-7233, 2259 First Street, Livermore, California

Sample ID	Sample Date	Sample Depth (fbg)	benzo (b) fluoranthene	benzo (g,h,i) perylene	benzoic acid	bis (2-ethylhexyl) phthalate	chrysene	indeno (1,2,3-cd) pyrene	pyrene	2-methylnaphthalene	Other SVOCs
EX1	6/20/2007	7	<0.033	<0.033	<0.17	<0.067	<0.033	<0.033	<0.033	<0.033	ND
EX2	6/20/2007	7	<0.033	<0.033	<0.17	<0.067	<0.033	<0.033	<0.033	<0.033	ND
EX3	6/20/2007	7	<0.033	<0.033	<0.17	<0.067	<0.033	<0.033	<0.033	<0.033	ND
EX4	6/20/2007	8	0.061	0.35	0.39	0.81	0.048	0.07	<0.033	<0.033	ND
EX4	6/20/2007	9	<0.033	0.15	<0.17	0.18	<0.033	<0.033	<0.033	0.061	ND
EX5	6/20/2007	8	<0.033	<0.033	<0.17	<0.067	<0.033	<0.033	<0.033	<0.033	ND
EX6	6/20/2007	8	<0.033	0.36	<0.033	0.11	<0.033	0.037	0.036	<0.033	ND
P1	6/20/2007	5	<0.033	<0.033	<0.17	<0.067	<0.033	<0.033	<0.033	<0.033	ND

Explanation:

Semivolatile Organic Compounds (SVOCs) by EPA Method 8270C

fbg = feet below grade

<x.xxx = Not present above method detection limit

ND = Not detected above laboratory method detection limits

CONESTOGA-ROVERS & ASSOCIATES

Table 3 - Analytical Results for Soil - Compliance Sample Results for Metals and PCBs - Former Standard Oil Service Station #30-7233, 2259 First Street, Livermore, California

Sample ID	Sample Date	Sample Depth (fbg)	Cd	Cr	Pb	Ni	Zn	PCB-1248	PCB-1254	PCB-1260	Other PCBs
								-----Reported in milligrams per kilogram (mg/kg)-----			
EX1	6/20/2007	7	0.406	55.5	4.98	95.3	45.8	<0.0033	<0.0033	<0.0033	ND
EX2	6/20/2007	7	0.313	63.2	3.29	104	32.9	<0.0033	<0.0033	<0.0033	ND
EX3	6/20/2007	7	0.327	46.7	5.13	117	38.5	<0.0033	<0.0033	<0.0033	ND
EX4	6/20/2007	8	0.876	48.2	1,170	74.2	206	0.044	0.0088	0.0038	ND
EX4	6/20/2007	9	0.874	65.6	1,470	85.9	329	0.062	0.014	0.0056	ND
EX5	6/20/2007	8	0.458	61.7	190	109	102	<0.0033	<0.0033	<0.0033	ND
EX6	6/20/2007	8	0.984	57.9	1,500	128	347	0.0083	<0.0053	0.0061	ND
P1	6/20/2007	5	0.317	51.8	27.1	115	42.3	<0.0033	<0.0033	<0.0033	ND

Explanation:

Cd = cadmium, Cr = chromium, Pb = lead, Ni = nickel, Zn = zinc by EPA Method 6010B

Polychlorobiphenyls (PCBs) by EPA Method 8082

fbg = feet below grade

<x.xxx = Not present above laboratory method detection limit

ND = Not detected above laboratory method detection limits

CONESTOGA-ROVERS & ASSOCIATES

Table 4 - Analytical Results for Soil - Waste Profile Samples - Former Standard Oil Service Station #30-7233, 2259 First Street, Livermore, California

Sample ID	Sample Date	TPHd	TPHmo	TPHg	B	T	E	X	MTBE	Ethanol	TAME	TBA	DIPE	EDB	ETBE	1,2-DCA	Sb	As	Ba	Be	Cd	Cr	Cr STLC ¹	Co	Cu	Pb	Pb TCLP ¹	Pb STLC ¹	Mo	Ni	Se	Ag	Tl	V	Zn	Hg	VOC's	SEMI- VOC'S	PCBs
Concentrations in soil reported in milligrams per kilogram (mg/kg)																																							
WASTE-1	06/20/07	230	2,300	<1.0	<0.005	<0.005	<0.005	<0.005	<0.005	<0.25	<0.005	<0.05	<0.005	<0.005	<0.005	<0.005	0.75	3.8	160	<0.5	1.2	64	0.18	12	40	1,600	2.3	97	0.61	140	<0.5	<0.5	<0.5	26	450	0.47	ND,a,b	ND	--

Explanation:

Total petroleum hydrocarbons as diesel (TPHd) and Total petroleum hydrocarbons as motor oil (TPHmo) by EPA Method 8015B

Total petroleum hydrocarbons as gasoline (TPHg); Benzene, toluene, ethylbenzene, xylenes (BTEX); Methyl tertiary butyl ether (MTBE); Ethanol; Tertiary amyl methyl ether (TAME); Tertiary-butanol (TBA); Di-isopropyl ether (DIPE); Ethylene dibromide (EDB); Ethyl tert-butyl ether (ETBE); and 1,2-Dichloroethane (1,2-DCA) by EPA Method 8260B

Sb = Antimony, As = Arsenic, Ba = Barium, Be = Beryllium, Cd = Cadmium, Cr = Chromium, Co = Cobalt, Cu = Copper, Pb = Lead, Mo = Molybdenum, Ni = Nickel, Se = Selenium, Ag = Silver, Tl = Thallium, V = Vanadium, and Zn = Zinc by EPA Method 6010B

Hg = Mercury by EPA Method 7471A

Cr, Pb STLC = Soluble Threshold Limit Concentration for Chromium and Lead, by EPA Method 6010C

Pb TCLP = Toxicity Characteristic Leaching Procedure for Lead by EPA Method 6010C

VOC's = Volatile organic compounds by EPA Method 8260B

SEMI VOC's = Semi-volatile organic compounds by EPA Method 8270C

PCBs = PCB-1016, PCB-1221, PCB-1232, PCB-1242, PCB-1248, PCB-1254, PCB-1260 (Polychlorobiphenyl) by EPA Method 8082

¹ = Concentrations in samples reported in milligrams per liter (mg/L)

<x.xxx = Not present above laboratory detection limit

ND = Not detectable above method detection limits

a = Concentration of 0.011 mg/kg 1,2,4-Trimethylbenzene

b = Concentration of 0.0076 mg/kg Naphthalene

-- = Not analyzed



**CONESTOGA-ROVERS
& ASSOCIATES**

www.CRAworld.com

ATTACHMENT A

Waste Manifests

REGISTERED COMPANY
ISO 9001
ENGINEERING DESIGN

Worldwide Engineering, Environmental, Construction, and IT Services

UNIFORM HAZARDOUS WASTE MANIFEST		1. Generator ID Number 040000181899	2. Page 1 of 1	3. Emergency Response Phone 303 521 0479	4. Manifest Tracking Number 002141358 JJK		
5. Generator's Name and Mailing Address SHEVROK PRODUCTS CO. PO BOX 6004 SAN RAMON CA 94583 Generator's Phone: 925 441-5001		Generator's Site Address (if different than mailing address) GARFON STATION #30722 2089 FIRST STREET SAN RAMON CA 94574		U.S. EPA ID Number 040000181899			
6. Transporter 1 Company Name Ecology Control Industries		7. Transporter 2 Company Name		U.S. EPA ID Number			
8. Designated Facility Name and Site Address CLEAN HARBORS INDIAN HOUSE 101 BERRY ESSE SAN JOSE CA 95134 Facility's Phone: 408 451 6000		9. Designated Facility Name and Site Address		U.S. EPA ID Number 040000181899			
GENERATOR	9a. HM	9b. U.S. DOT Description (including Proper Shipping Name, Hazard Class, ID Number, and Packing Group (if any))	10. Containers No. Type		11. Total Quantity	12. Unit Wt./Vol.	13. Waste Codes
	X	1. WASTE OIL 301/202 II	1	DRUM			000 0015 202
		2.					
		3.					
		4.					
14. Special Handling Instructions and Additional Information CLEAN HARBORS INDIAN HOUSE ENVIRONMENTAL SAFETY MANAGER CHRISTOPHER BONDREY EOL JOB # 5879420 MEAS APPROPRIATE PERSONAL PROTECTIVE EQUIPMENT INVENTORY & STORAGE ARE							
15. GENERATOR'S/OFFEROR'S CERTIFICATION: I hereby declare that the contents of this consignment are fully and accurately described above by the proper shipping name, and are classified, packaged, marked and labeled/placarded, and are in all respects in proper condition for transport according to applicable international and national governmental regulations. If export shipment and I am the Primary Exporter, I certify that the contents of this consignment conform to the terms of the attached EPA Acknowledgment of Consent. I certify that the waste minimization statement identified in 40 CFR 262.27(a) (if I am a large quantity generator) or (b) (if I am a small quantity generator) is true.							
Generator's/Offero's Printed/Typed Name BARRY T. ...				Signature <i>[Signature]</i>		Month Day Year 06 07 97	
TRANSPORTER INT'L	16. International Shipments <input type="checkbox"/> Import to U.S. <input type="checkbox"/> Export from U.S.		Port of entry/exit: _____ Date leaving U.S.: _____				
	17. Transporter Acknowledgment of Receipt of Materials						
	Transporter 1 Printed/Typed Name David Staller		Signature <i>[Signature]</i>		Month Day Year 06 10 97		
Transporter 2 Printed/Typed Name		Signature		Month Day Year			
DESIGNATED FACILITY	18. Discrepancy						
	18a. Discrepancy Indication Space <input type="checkbox"/> Quantity <input type="checkbox"/> Type <input type="checkbox"/> Residue <input type="checkbox"/> Partial Rejection <input type="checkbox"/> Full Rejection						
	18b. Alternate Facility (or Generator)				U.S. EPA ID Number		
	Facility's Phone:						Month Day Year
	18c. Signature of Alternate Facility (or Generator)						Month Day Year
19. Hazardous Waste Report Management Method Codes (i.e., codes for hazardous waste treatment, disposal, and recycling systems)							
1.		2.		3.		4.	
20. Designated Facility Owner or Operator: Certification of receipt of hazardous materials covered by the manifest except as noted in item 18a							
Printed/Typed Name				Signature		Month Day Year	

UNIFORM HAZARDOUS WASTE MANIFEST		1. Generator ID Number C 4 5 0 0 0 1 8 1 8 2 9	2. Page 1 of 1	3. Emergency Response Phone 800 321-6470		4. Manifest Tracking Number 002141359 JJK					
		5. Generator's Name and Mailing Address CHEVRON PRODUCTS CO PO BOX 5000 SAN RAMON CA 94583 Generator's Phone: 925 377 8411		Generator's Site Address (if different than mailing address) CHEVRON STATION #30733 2750 FIRST STREET IS LIVERMORE AVE LIVERMORE CA 94550							
6. Transporter 1 Company Name Ecology Control Industries				U.S. EPA ID Number 1-0-0-0-0-0-0-0-0-0							
7. Transporter 2 Company Name				U.S. EPA ID Number							
8. Designated Facility Name and Site Address Ecology Control Industries 150 Park Boulevard Richmond CA 94801 Facility's Phone: 510 261-1900				U.S. EPA ID Number 1-0-0-0-0-0-0-0-0-0							
GENERATOR	9a. HM	9b. U.S. DOT Description (including Proper Shipping Name, Hazard Class, ID Number, and Packing Group (if any))		10. Containers		11. Total Quantity	12. Unit Wt./Vol.	13. Waste Codes			
		Non-Hazardous Waste, Solid HEAVY STEEL TANKS		No.	Type						
14. Special Handling Instructions and Additional Information DO NOT EXPOSE TO EXCESSIVE HEAT OR FLAME. DO NOT PUNCTURE OR BURN. DO NOT USE FOR STORAGE. CHEVRON PROJECT MANAGER, CHESTER BENNETT WEAR PROPER GEE WHEN HANDLING. WEIGHTS AND VOLUMES ARE APPROXIMATE											
15. GENERATOR'S/OFFEROR'S CERTIFICATION: I hereby declare that the contents of this consignment are fully and accurately described above by the proper shipping name, and are classified, packaged, marked and labeled/placarded, and are in all respects in proper condition for transport according to applicable international and national governmental regulations. If export shipment and I am the Primary Exporter, I certify that the contents of this consignment conform to the terms of the attached EPA Acknowledgment of Consent. I certify that the waste minimization statement identified in 40 CFR 262.27(a) (if I am a large quantity generator) or (b) (if I am a small quantity generator) is true.											
Generator's/Offeror's Printed/Typed Name Chester Bennett				Signature <i>Chester Bennett</i>		Month 6		Day 20		Year 97	
16. International Shipments <input type="checkbox"/> Import to U.S. <input type="checkbox"/> Export from U.S. Port of entry/exit: _____ Date leaving U.S.: _____											
17. Transporter Acknowledgment of Receipt of Materials											
Transporter 1 Printed/Typed Name David Stalkorin				Signature <i>David Stalkorin</i>		Month 11		Day 12		Year 97	
Transporter 2 Printed/Typed Name				Signature		Month		Day		Year	
18. Discrepancy											
18a. Discrepancy Indication Space <input type="checkbox"/> Quantity <input type="checkbox"/> Type <input type="checkbox"/> Residue <input type="checkbox"/> Partial Rejection <input type="checkbox"/> Full Rejection											
Manifest Reference Number: _____											
18b. Alternate Facility (or Generator) U.S. EPA ID Number											
Facility's Phone: _____											
18c. Signature of Alternate Facility (or Generator) Month Day Year											
19. Hazardous Waste Report Management Method Codes (i.e., codes for hazardous waste treatment, disposal, and recycling systems)											
1.		2.		3.		4.					
20. Designated Facility Owner or Operator: Certification of receipt of hazardous materials covered by the manifest except as noted in Item 18a											
Printed/Typed Name James Price				Signature <i>James Price</i>		Month		Day		Year	



**CONESTOGA-ROVERS
& ASSOCIATES**

www.CRAworld.com

ATTACHMENT B Soil Disposal Tonnage

REGISTERED COMPANY
ISO 9001
ENGINEERING DESIGN

Integrated Wastestream Management, Inc.
950 Ames Avenue, Milpitas, CA 95035
Phone: 408-942-8940 Fax: 408-942-8941

ATTACHMENT "B"

Chevron #30-7233
2259 First Street, Livermore, CA

97012-BN

Soil Disposed at Chemical Waste Management, Kettelman Hills

	Removal/Disposal Date	Tons	Ticket No.	Manifest No.	Hauler
1	7/12/2007	13.87	134619	000201549FLE	IWM
2	7/13/2007	19.65	134730	000201550FLE	IWM

Subtotal **33.52**

Integrated Wastestream Management, Inc.
1945 Concourse Drive
San Jose, CA 95131-1708
Phone: 408-433-1990
Fax: 408-433-9521

facsimile transmittal

To: Charlotte Evans **Company:** Conestoga-Rovers & Associates

Date: 8/14/07 **Fax:** 510-420-9170

From: Vanessa Pulido for Jay De Leon **Total pgs:** 2

Re: Chevron # 30-7233 Livermore

- Urgent For Review Please Comment Please Reply Please Recycle
-

Notes: Hi Dan...per your request, attached is:

- Summary Attachment "B" for 2 Loads (33.52 Tons) removed on 7/12-13/07 for disposal at Chemical Waste Management, Kettleman Hills.

If you have any questions, please contact our office at (408) 433-1990.

Thank you,
Vanessa Pulido

.....



**CONESTOGA-ROVERS
& ASSOCIATES**

www.CRAworld.com

ATTACHMENT C Laboratory Analytic Reports

REGISTERED COMPANY
ISO 9001
ENGINEERING DESIGN

Worldwide Engineering, Environmental, Construction, and IT Services



Analysis Report

2425 New Holland Pike, PO Box 12425, Lancaster, PA 17605-2425 • 717-656-2300 Fax: 717-656-2681 • www.lancasterlabs.com

ANALYTICAL RESULTS

Prepared for:

ChevronTexaco
6001 Bollinger Canyon Rd L4310
San Ramon CA 94583

925-842-8582

Prepared by:

Lancaster Laboratories
2425 New Holland Pike
Lancaster, PA 17605-2425

SAMPLE GROUP

The sample group for this submittal is 1043971. Samples arrived at the laboratory on Friday, June 22, 2007. The PO# for this group is 0015017173 and the release number is BENNETT.

<u>Client Description</u>			<u>Lancaster Labs Number</u>
EX1-S-7-070620	Grab	Soil	5088065
EX2-S-7-070620	Grab	Soil	5088066
EX3-S-7-070620	Grab	Soil	5088067
EX4-S-8-070620	Grab	Soil	5088068
EX5-S-8-070620	Grab	Soil	5088069
EX6-S-8-070620	Grab	Soil	5088070
P1-S-5-070620	Grab	Soil	5088071
EX4-S-9-070620	Grab	Soil	5088072

ELECTRONIC COPY TO
ELECTRONIC COPY TO
ELECTRONIC COPY TO

CRA
CRA
CRA

Attn: Charlotte Evans.

Attn: I Hull

Attn: Dan Glaze



Analysis Report

2425 New Holland Pike, PO Box 12425, Lancaster, PA 17605-2425 • 717-656-2300 Fax: 717-656-2681 • www.lancasterlabs.com

Questions? Contact your Client Services Representative
Angela M Miller at (717) 656-2300

Respectfully Submitted,

A handwritten signature in cursive script that reads "Valerie L. Tomayko".

Valerie L. Tomayko
Group Leader



Analysis Report

2425 New Holland Pike, PO Box 12425, Lancaster, PA 17605-2425 • 717-656-2300 Fax: 717-656-2681 • www.lancasterlabs.com

Page 1 of 4

Lancaster Laboratories Sample No. SW 5088065

EX1-S-7-070620 Grab Soil
 Facility# 307233
 2259 First St-Livermore T0600196622 EX1
 Collected: 06/20/2007 15:00 by IH

Account Number: 10880

Submitted: 06/22/2007 09:45
 Reported: 07/06/2007 at 16:45
 Discard: 08/06/2007

ChevronTexaco
 6001 Bollinger Canyon Rd L4310
 San Ramon CA 94583

FSLE1

CAT No.	Analysis Name	CAS Number	As Received Result	As Received		Dilution Factor
				Method	Units	
01725	TPH-GRO - Soils	n.a.	N.D.	Detection Limit 1.0	mg/kg	25
The reported concentration of TPH-GRO does not include MTBE or other gasoline constituents eluting prior to the C6 (n-hexane) TPH-GRO range start time.						
02222	TPH-DRO by 8015B w/Silica Gel	n.a.	N.D.	4.0	mg/kg	1
06949	Cadmium	7440-43-9	0.406	0.0631	mg/kg	1
06951	Chromium	7440-47-3	55.5	0.566	mg/kg	1
06955	Lead	7439-92-1	4.98	0.476	mg/kg	1
06961	Nickel	7440-02-0	95.3	0.588	mg/kg	1
06972	Zinc	7440-66-6	45.8	0.636	mg/kg	1
06598	HEM-SGT-Solids	n.a.	N.D.	580.	mg/kg	1
01216	PCBs in Solids					
01495	PCB-1016	12674-11-2	N.D.	0.0033	mg/kg	1
01496	PCB-1221	11104-28-2	N.D.	0.0052	mg/kg	1
01497	PCB-1232	11141-16-5	N.D.	0.0033	mg/kg	1
01498	PCB-1242	53469-21-9	N.D.	0.0033	mg/kg	1
01499	PCB-1248	12672-29-6	N.D.	0.0033	mg/kg	1
01500	PCB-1254	11097-69-1	N.D.	0.0033	mg/kg	1
01501	PCB-1260	11096-82-5	N.D.	0.0033	mg/kg	1
04688	TCL SW846 Semivolatiles Soil					
01185	Phenol	108-95-2	N.D.	0.033	mg/kg	1
01186	2-Chlorophenol	95-57-8	N.D.	0.033	mg/kg	1
01187	1,4-Dichlorobenzene	106-46-7	N.D.	0.033	mg/kg	1
01188	N-Nitroso-di-n-propylamine	621-64-7	N.D.	0.033	mg/kg	1
01189	1,2,4-Trichlorobenzene	120-82-1	N.D.	0.033	mg/kg	1
01190	4-Chloro-3-methylphenol	59-50-7	N.D.	0.067	mg/kg	1
01191	Acenaphthene	83-32-9	N.D.	0.033	mg/kg	1
01192	4-Nitrophenol	100-02-7	N.D.	0.17	mg/kg	1
01193	2,4-Dinitrotoluene	121-14-2	N.D.	0.067	mg/kg	1
01194	Pentachlorophenol	87-86-5	N.D.	0.17	mg/kg	1
01195	Pyrene	129-00-0	N.D.	0.033	mg/kg	1
03746	2-Nitrophenol	88-75-5	N.D.	0.033	mg/kg	1
03747	2,4-Dimethylphenol	105-67-9	N.D.	0.067	mg/kg	1
03748	2,4-Dichlorophenol	120-83-2	N.D.	0.033	mg/kg	1
03749	2,4,6-Trichlorophenol	88-06-2	N.D.	0.033	mg/kg	1
03750	2,4-Dinitrophenol	51-28-5	N.D.	0.67	mg/kg	1
03751	4,6-Dinitro-2-methylphenol	534-52-1	N.D.	0.17	mg/kg	1
03752	N-Nitrosodimethylamine	62-75-9	N.D.	0.067	mg/kg	1



Analysis Report

2425 New Holland Pike, PO Box 12425, Lancaster, PA 17605-2425 • 717-656-2300 Fax: 717-656-2881 • www.lancasterlabs.com

Page 2 of 4

Lancaster Laboratories Sample No. SW 5088065

EX1-S-7-070620 Grab Soil
Facility# 307233
2259 First St-Livermore T0600196622 EX1
Collected: 06/20/2007 15:00 by IH

Account Number: 10880

Submitted: 06/22/2007 09:45
Reported: 07/06/2007 at 16:45
Discard: 08/06/2007

ChevronTexaco
6001 Bollinger Canyon Rd L4310
San Ramon CA 94583

FSLE1

CAT No.	Analysis Name	CAS Number	As Received	As Received	Units	Dilution Factor
			Result	Method Detection Limit		
03753	bis(2-Chloroethyl)ether	111-44-4	N.D.	0.033	mg/kg	1
03754	1,3-Dichlorobenzene	541-73-1	N.D.	0.033	mg/kg	1
03755	1,2-Dichlorobenzene	95-50-1	N.D.	0.033	mg/kg	1
03756	bis(2-Chloroisopropyl)ether	108-60-1	N.D.	0.033	mg/kg	1
03757	Hexachloroethane	67-72-1	N.D.	0.033	mg/kg	1
03758	Nitrobenzene	98-95-3	N.D.	0.033	mg/kg	1
03759	Isophorone	78-59-1	N.D.	0.033	mg/kg	1
03760	bis(2-Chloroethoxy)methane	111-91-1	N.D.	0.033	mg/kg	1
03761	Naphthalene	91-20-3	N.D.	0.033	mg/kg	1
03762	Hexachlorobutadiene	87-68-3	N.D.	0.067	mg/kg	1
03763	Hexachlorocyclopentadiene	77-47-4	N.D.	0.17	mg/kg	1
03764	2-Chloronaphthalene	91-58-7	N.D.	0.033	mg/kg	1
03765	Acenaphthylene	208-96-8	N.D.	0.033	mg/kg	1
03766	Dimethylphthalate	131-11-3	N.D.	0.067	mg/kg	1
03767	2,6-Dinitrotoluene	606-20-2	N.D.	0.033	mg/kg	1
03768	Fluorene	86-73-7	N.D.	0.033	mg/kg	1
03769	4-Chlorophenyl-phenylether	7005-72-3	N.D.	0.033	mg/kg	1
03770	Diethylphthalate	84-66-2	N.D.	0.067	mg/kg	1
03772	N-Nitrosodiphenylamine	86-30-6	N.D.	0.033	mg/kg	1
N-nitrosodiphenylamine decomposes in the GC inlet forming diphenylamine. The result reported for N-nitrosodiphenylamine represents the combined total of both compounds.						
03773	4-Bromophenyl-phenylether	101-55-3	N.D.	0.033	mg/kg	1
03774	Hexachlorobenzene	118-74-1	N.D.	0.033	mg/kg	1
03775	Phenanthrene	85-01-8	N.D.	0.033	mg/kg	1
03776	Anthracene	120-12-7	N.D.	0.033	mg/kg	1
03777	Di-n-butylphthalate	84-74-2	N.D.	0.067	mg/kg	1
03778	Fluoranthene	206-44-0	N.D.	0.033	mg/kg	1
03780	Butylbenzylphthalate	85-68-7	N.D.	0.067	mg/kg	1
03781	Benzo(a)anthracene	56-55-3	N.D.	0.033	mg/kg	1
03782	Chrysene	218-01-9	N.D.	0.033	mg/kg	1
03783	3,3'-Dichlorobenzidine	91-94-1	N.D.	0.10	mg/kg	1
03784	bis(2-Ethylhexyl)phthalate	117-81-7	N.D.	0.067	mg/kg	1
03785	Di-n-octylphthalate	117-84-0	N.D.	0.067	mg/kg	1
03786	Benzo(b)fluoranthene	205-99-2	N.D.	0.033	mg/kg	1
03787	Benzo(k)fluoranthene	207-08-9	N.D.	0.033	mg/kg	1
03788	Benzo(a)pyrene	50-32-8	N.D.	0.033	mg/kg	1
03789	Indeno(1,2,3-cd)pyrene	193-39-5	N.D.	0.033	mg/kg	1
03790	Dibenz(a,h)anthracene	53-70-3	N.D.	0.033	mg/kg	1
03791	Benzo(g,h,i)perylene	191-24-2	N.D.	0.033	mg/kg	1
04622	Aniline	62-53-3	N.D.	0.17	mg/kg	1
04623	Benzyl alcohol	100-51-6	N.D.	0.17	mg/kg	1



Analysis Report

2425 New Holland Pike, PO Box 12425, Lancaster, PA 17605-2425 • 717-656-2300 Fax: 717-656-2681 • www.lancasterlabs.com

Page 3 of 4

Lancaster Laboratories Sample No. SW 5088065

EX1-S-7-070620 Grab Soil CE TE
 Facility# 307233
 2259 First St-Livermore T0600196622 EX1
 Collected: 06/20/2007 15:00 by IH Account Number: 10880

Submitted: 06/22/2007 09:45
 Reported: 07/06/2007 at 16:45
 Discard: 08/06/2007
 ChevronTexaco
 6001 Bollinger Canyon Rd L4310
 San Ramon CA 94583

FSLE1

CAT No.	Analysis Name	CAS Number	As Received	As Received	Units	Dilution Factor
			Result	Method		
04690	2-Methylphenol	95-48-7	N.D.	0.067	mg/kg	1
04692	4-Methylphenol	106-44-5	N.D.	0.067	mg/kg	1
3-Methylphenol and 4-methylphenol cannot be resolved under the chromatographic conditions used for sample analysis. The result reported for 4-methylphenol represents the combined total of both compounds.						
04693	4-Chloroaniline	106-47-8	N.D.	0.067	mg/kg	1
04694	2-Methylnaphthalene	91-57-6	N.D.	0.033	mg/kg	1
04695	2,4,5-Trichlorophenol	95-95-4	N.D.	0.067	mg/kg	1
04696	2-Nitroaniline	88-74-4	N.D.	0.033	mg/kg	1
04697	3-Nitroaniline	99-09-2	N.D.	0.067	mg/kg	1
04698	Dibenzofuran	132-64-9	N.D.	0.033	mg/kg	1
04700	4-Nitroaniline	100-01-6	N.D.	0.067	mg/kg	1
04711	Benzoic acid	65-85-0	N.D.	0.17	mg/kg	1
07361	BTEX+5 Oxygenates+EDC+EDB					
02016	Methyl Tertiary Butyl Ether	1634-04-4	N.D.	0.0005	mg/kg	0.99
02017	di-Isopropyl ether	108-20-3	N.D.	0.001	mg/kg	0.99
02018	Ethyl t-butyl ether	637-92-3	N.D.	0.001	mg/kg	0.99
02019	t-Amyl methyl ether	994-05-8	N.D.	0.001	mg/kg	0.99
02020	t-Butyl alcohol	75-65-0	N.D.	0.020	mg/kg	0.99
05460	Benzene	71-43-2	N.D.	0.0005	mg/kg	0.99
05461	1,2-Dichloroethane	107-06-2	N.D.	0.001	mg/kg	0.99
05466	Toluene	108-88-3	N.D.	0.001	mg/kg	0.99
05471	1,2-Dibromoethane	106-93-4	N.D.	0.001	mg/kg	0.99
05474	Ethylbenzene	100-41-4	N.D.	0.001	mg/kg	0.99
06301	Xylene (Total)	1330-20-7	N.D.	0.001	mg/kg	0.99

State of California Lab Certification No. 2116

All QC is compliant unless otherwise noted. Please refer to the Quality Control Summary for overall QC performance data and associated samples.

Laboratory Chronicle

CAT No.	Analysis Name	Method	Analysis		Analyst	Dilution Factor
			Trial#	Date and Time		
01725	TPH-GRO - Soils	SW-846 8015B modified	1	06/25/2007 17:17	Linda C Pape	25
02222	TPH-DRO by 8015B w/Silica Gel	SW-846 8015B	1	06/26/2007 16:30	Diane V Do	1



Analysis Report

2425 New Holland Pike, PO Box 12425, Lancaster, PA 17605-2425 • 717-656-2300 Fax: 717-656-2681 • www.lancasterlabs.com

Lancaster Laboratories Sample No. SW 5088065

EX1-S-7-070620 Grab Soil
Facility# 307233 CETE
2259 First St-Livermore T0600196622 EX1
Collected:06/20/2007 15:00 by IH

Account Number: 10880

Submitted: 06/22/2007 09:45
Reported: 07/06/2007 at 16:45
Discard: 08/06/2007

ChevronTexaco
6001 Bollinger Canyon Rd L4310
San Ramon CA 94583

FSLE1						
06949	Cadmium	SW-846 6010B	1	06/28/2007 07:42	Joanne M Gates	1
06951	Chromium	SW-846 6010B	1	06/28/2007 07:42	Joanne M Gates	1
06955	Lead	SW-846 6010B	1	06/28/2007 07:42	Joanne M Gates	1
06961	Nickel	SW-846 6010B	1	06/28/2007 07:42	Joanne M Gates	1
06972	Zinc	SW-846 6010B	1	06/28/2007 07:42	Joanne M Gates	1
06598	HEM-SGT-Solids	SW-846 9071B mod	1	06/27/2007 12:30	Valerie J Trout	1
01216	PCBs in Solids	SW-846 8082	1	06/25/2007 21:20	Hai D Nguyen	1
04688	TCL SW846 Semivolatiles Soil	SW-846 8270C	1	06/25/2007 14:53	Joseph M Gambler	1
07361	BTEX+5 Oxygenates+EDC+EDB	SW-846 8260B	1	06/26/2007 01:44	Sara E Wolf	0.99
00374	GC/MS - Bulk Sample Prep	SW-846 5030A	1	06/25/2007 22:47	Sara E Wolf	n.a.
00381	BNA Soil Extraction	SW-846 3550B	1	06/25/2007 02:10	Karen L Beyer	1
00819	Solid Sample Pesticide Extract	SW-846 3550B	1	06/24/2007 08:15	Joseph S Feister	1
01150	GC - Bulk Soil Prep	SW-846 5030A	1	06/25/2007 09:14	Larry E Bevins	n.a.
05708	SW SW846 ICP Digest	SW-846 3050B	1	06/25/2007 21:05	Annamaria Stipkovits	1
07004	Extraction - DRO (Soils)	SW-846 3550B	1	06/25/2007 17:45	JoElla L Rice	1



Analysis Report

2425 New Holland Pike, PO Box 12425, Lancaster, PA 17605-2425 • 717-656-2300 Fax: 717-656-2881 • www.lancasterlabs.com

Lancaster Laboratories Sample No. SW 5088066

EX2-S-7-070620 Grab Soil CETE
Facility# 307233
2259 First St-Livermore T0600196622 EX2
Collected: 06/20/2007 15:05 by IH

Account Number: 10880

Submitted: 06/22/2007 09:45
Reported: 07/06/2007 at 16:45
Discard: 08/06/2007

ChevronTexaco
6001 Bollinger Canyon Rd L4310
San Ramon CA 94583

FSLE2

CAT No.	Analysis Name	CAS Number	As Received Result	As Received		Units	Dilution Factor
				Method	Detection Limit		
01725	TPH-GRO - Soils	n.a.	N.D.	1.0		mg/kg	25
	The reported concentration of TPH-GRO does not include MTBE or other gasoline constituents eluting prior to the C6 (n-hexane) TPH-GRO range start time.						
02222	TPH-DRO by 8015B w/Silica Gel	n.a.	N.D.	4.0		mg/kg	1
06949	Cadmium	7440-43-9	0.313	0.0625		mg/kg	1
06951	Chromium	7440-47-3	63.2	0.561		mg/kg	1
06955	Lead	7439-92-1	3.29	0.471		mg/kg	1
06961	Nickel	7440-02-0	104.	0.583		mg/kg	1
06972	Zinc	7440-66-6	32.9	0.630		mg/kg	1
06598	HEM-SGT-Solids	n.a.	N.D.	580.		mg/kg	1
01216	PCBs in Solids						
01495	PCB-1016	12674-11-2	N.D.	0.0033		mg/kg	1
01496	PCB-1221	11104-28-2	N.D.	0.0052		mg/kg	1
01497	PCB-1232	11141-16-5	N.D.	0.0033		mg/kg	1
01498	PCB-1242	53469-21-9	N.D.	0.0033		mg/kg	1
01499	PCB-1248	12672-29-6	N.D.	0.0033		mg/kg	1
01500	PCB-1254	11097-69-1	N.D.	0.0033		mg/kg	1
01501	PCB-1260	11096-82-5	N.D.	0.0033		mg/kg	1
04688	TCL SW846 Semivolatiles Soil						
01185	Phenol	108-95-2	N.D.	0.033		mg/kg	1
01186	2-Chlorophenol	95-57-8	N.D.	0.033		mg/kg	1
01187	1,4-Dichlorobenzene	106-46-7	N.D.	0.033		mg/kg	1
01188	N-Nitroso-di-n-propylamine	621-64-7	N.D.	0.033		mg/kg	1
01189	1,2,4-Trichlorobenzene	120-82-1	N.D.	0.033		mg/kg	1
01190	4-Chloro-3-methylphenol	59-50-7	N.D.	0.067		mg/kg	1
01191	Acenaphthene	83-32-9	N.D.	0.033		mg/kg	1
01192	4-Nitrophenol	100-02-7	N.D.	0.17		mg/kg	1
01193	2,4-Dinitrotoluene	121-14-2	N.D.	0.067		mg/kg	1
01194	Pentachlorophenol	87-86-5	N.D.	0.17		mg/kg	1
01195	Pyrene	129-00-0	N.D.	0.033		mg/kg	1
03746	2-Nitrophenol	88-75-5	N.D.	0.033		mg/kg	1
03747	2,4-Dimethylphenol	105-67-9	N.D.	0.067		mg/kg	1
03748	2,4-Dichlorophenol	120-83-2	N.D.	0.033		mg/kg	1
03749	2,4,6-Trichlorophenol	88-06-2	N.D.	0.033		mg/kg	1
03750	2,4-Dinitrophenol	51-28-5	N.D.	0.67		mg/kg	1
03751	4,6-Dinitro-2-methylphenol	534-52-1	N.D.	0.17		mg/kg	1
03752	N-Nitrosodimethylamine	62-75-9	N.D.	0.067		mg/kg	1



Analysis Report

2425 New Holland Pike, PO Box 12425, Lancaster, PA 17605-2425 • 717-656-2300 Fax: 717-656-2681 • www.lancasterlabs.com

Page 2 of 4

Lancaster Laboratories Sample No. SW 5088066

EX2-S-7-070620 Grab Soil CETE
Facility# 307233
2259 First St-Livermore T0600196622 EX2
Collected: 06/20/2007 15:05 by IH

Account Number: 10880

Submitted: 06/22/2007 09:45
Reported: 07/06/2007 at 16:45
Discard: 08/06/2007

ChevronTexaco
6001 Bollinger Canyon Rd L4310
San Ramon CA 94583

FSLE2

CAT No.	Analysis Name	CAS Number	As Received Result	As Received		Dilution Factor
				Method	Units	
				Detection Limit		
03753	bis(2-Chloroethyl) ether	111-44-4	N.D.	0.033	mg/kg	1
03754	1,3-Dichlorobenzene	541-73-1	N.D.	0.033	mg/kg	1
03755	1,2-Dichlorobenzene	95-50-1	N.D.	0.033	mg/kg	1
03756	bis(2-Chloroisopropyl) ether	108-60-1	N.D.	0.033	mg/kg	1
03757	Hexachloroethane	67-72-1	N.D.	0.033	mg/kg	1
03758	Nitrobenzene	98-95-3	N.D.	0.033	mg/kg	1
03759	Isophorone	78-59-1	N.D.	0.033	mg/kg	1
03760	bis(2-Chloroethoxy)methane	111-91-1	N.D.	0.033	mg/kg	1
03761	Naphthalene	91-20-3	N.D.	0.033	mg/kg	1
03762	Hexachlorobutadiene	87-68-3	N.D.	0.067	mg/kg	1
03763	Hexachlorocyclopentadiene	77-47-4	N.D.	0.17	mg/kg	1
03764	2-Chloronaphthalene	91-58-7	N.D.	0.033	mg/kg	1
03765	Acenaphthylene	208-96-8	N.D.	0.033	mg/kg	1
03766	Dimethylphthalate	131-11-3	N.D.	0.067	mg/kg	1
03767	2,6-Dinitrotoluene	606-20-2	N.D.	0.033	mg/kg	1
03768	Fluorene	86-73-7	N.D.	0.033	mg/kg	1
03769	4-Chlorophenyl-phenylether	7005-72-3	N.D.	0.033	mg/kg	1
03770	Diethylphthalate	84-66-2	N.D.	0.067	mg/kg	1
03772	N-Nitrosodiphenylamine	86-30-6	N.D.	0.033	mg/kg	1
N-nitrosodiphenylamine decomposes in the GC inlet forming diphenylamine. The result reported for N-nitrosodiphenylamine represents the combined total of both compounds.						
03773	4-Bromophenyl-phenylether	101-55-3	N.D.	0.033	mg/kg	1
03774	Hexachlorobenzene	118-74-1	N.D.	0.033	mg/kg	1
03775	Phenanthrene	85-01-8	N.D.	0.033	mg/kg	1
03776	Anthracene	120-12-7	N.D.	0.033	mg/kg	1
03777	Di-n-butylphthalate	84-74-2	N.D.	0.067	mg/kg	1
03778	Fluoranthene	206-44-0	N.D.	0.033	mg/kg	1
03780	Butylbenzylphthalate	85-68-7	N.D.	0.067	mg/kg	1
03781	Benzo(a)anthracene	56-55-3	N.D.	0.033	mg/kg	1
03782	Chrysene	218-01-9	N.D.	0.033	mg/kg	1
03783	3,3'-Dichlorobenzidine	91-94-1	N.D.	0.10	mg/kg	1
03784	bis(2-Ethylhexyl)phthalate	117-81-7	N.D.	0.067	mg/kg	1
03785	Di-n-octylphthalate	117-84-0	N.D.	0.067	mg/kg	1
03786	Benzo(b)fluoranthene	205-99-2	N.D.	0.033	mg/kg	1
03787	Benzo(k)fluoranthene	207-08-9	N.D.	0.033	mg/kg	1
03788	Benzo(a)pyrene	50-32-8	N.D.	0.033	mg/kg	1
03789	Indeno(1,2,3-cd)pyrene	193-39-5	N.D.	0.033	mg/kg	1
03790	Dibenz(a,h)anthracene	53-70-3	N.D.	0.033	mg/kg	1
03791	Benzo(g,h,i)perylene	191-24-2	N.D.	0.033	mg/kg	1
04622	Aniline	62-53-3	N.D.	0.17	mg/kg	1
04623	Benzyl alcohol	100-51-6	N.D.	0.17	mg/kg	1



Analysis Report

2425 New Holland Pike, PO Box 12425, Lancaster, PA 17605-2425 • 717-656-2300 Fax: 717-656-2681 • www.lancasterlabs.com

Lancaster Laboratories Sample No. SW 5088066

EX2-S-7-070620 Grab Soil
 Facility# 307233
 2259 First St-Livermore T0600196622 EX2
 Collected: 06/20/2007 15:05 by IH

Account Number: 10880

Submitted: 06/22/2007 09:45
 Reported: 07/06/2007 at 16:45
 Discard: 08/06/2007

CHEX
 ChevronTexaco
 6001 Bollinger Canyon Rd L4310
 San Ramon CA 94583

FSLE2

CAT No.	Analysis Name	CAS Number	As Received	As Received		Dilution Factor
			Result	Method	Detection Limit	
04690	2-Methylphenol	95-48-7	N.D.		0.067	mg/kg 1
04692	4-Methylphenol	106-44-5	N.D.		0.067	mg/kg 1
3-Methylphenol and 4-methylphenol cannot be resolved under the chromatographic conditions used for sample analysis. The result reported for 4-methylphenol represents the combined total of both compounds.						
04693	4-Chloroaniline	106-47-8	N.D.		0.067	mg/kg 1
04694	2-Methylnaphthalene	91-57-6	N.D.		0.033	mg/kg 1
04695	2,4,5-Trichlorophenol	95-95-4	N.D.		0.067	mg/kg 1
04696	2-Nitroaniline	88-74-4	N.D.		0.033	mg/kg 1
04697	3-Nitroaniline	99-09-2	N.D.		0.067	mg/kg 1
04698	Dibenzofuran	132-64-9	N.D.		0.033	mg/kg 1
04700	4-Nitroaniline	100-01-6	N.D.		0.067	mg/kg 1
04711	Benzoic acid	65-85-0	N.D.		0.17	mg/kg 1
07361	BTEX+5 Oxygenates+EDC+EDB					
02016	Methyl Tertiary Butyl Ether	1634-04-4	N.D.		0.0005	mg/kg 1
02017	di-Isopropyl ether	108-20-3	N.D.		0.001	mg/kg 1
02018	Ethyl t-butyl ether	637-92-3	N.D.		0.001	mg/kg 1
02019	t-Amyl methyl ether	994-05-8	N.D.		0.001	mg/kg 1
02020	t-Butyl alcohol	75-65-0	N.D.		0.020	mg/kg 1
05460	Benzene	71-43-2	N.D.		0.0005	mg/kg 1
05461	1,2-Dichloroethane	107-06-2	N.D.		0.001	mg/kg 1
05466	Toluene	108-88-3	N.D.		0.001	mg/kg 1
05471	1,2-Dibromoethane	106-93-4	N.D.		0.001	mg/kg 1
05474	Ethylbenzene	100-41-4	N.D.		0.001	mg/kg 1
06301	Xylene (Total)	1330-20-7	N.D.		0.001	mg/kg 1

State of California Lab Certification No. 2116

All QC is compliant unless otherwise noted. Please refer to the Quality Control Summary for overall QC performance data and associated samples.

Laboratory Chronicle

CAT No.	Analysis Name	Method	Trial#	Analysis		Analyst	Dilution Factor
				Date and Time			
01725	TPH-GRO - Soils	SW-846 8015B modified	1	06/25/2007 17:57		Linda C Pape	25
02222	TPH-DRO by 8015B w/Silica Gel	SW-846 8015B	1	06/26/2007 16:51		Diane V Do	1



Analysis Report

2425 New Holland Pike, PO Box 12425, Lancaster, PA 17805-2425 • 717-656-2300 Fax: 717-656-2681 • www.lancasterlabs.com

Lancaster Laboratories Sample No. SW 5088066

EX2-S-7-070620 Grab Soil
Facility# 307233
2259 First St-Livermore T0600196622 EX2
Collected: 06/20/2007 15:05 by IH CETE

Account Number: 10880

Submitted: 06/22/2007 09:45
Reported: 07/06/2007 at 16:45
Discard: 08/06/2007

ChevronTexaco
6001 Bollinger Canyon Rd L4310
San Ramon CA 94583

FSLE2							
06949	Cadmium	SW-846 6010B	1	06/28/2007 07:45	Joanne M Gates	1	
06951	Chromium	SW-846 6010B	1	06/28/2007 07:45	Joanne M Gates	1	
06955	Lead	SW-846 6010B	1	06/28/2007 07:45	Joanne M Gates	1	
06961	Nickel	SW-846 6010B	1	06/28/2007 07:45	Joanne M Gates	1	
06972	Zinc	SW-846 6010B	1	06/28/2007 07:45	Joanne M Gates	1	
06598	HEM-SGT-Solids	SW-846 9071B mod	1	06/27/2007 12:30	Valerie J Trout	1	
01216	PCBs in Solids	SW-846 8082	1	06/25/2007 22:24	Hai D Nguyen	1	
04688	TCL SW846 Semivolatiles Soil	SW-846 8270C	1	06/25/2007 15:13	Joseph M Gambler	1	
07361	BTEX+5 Oxygenates+EDC+EDB	SW-846 8260B	1	06/26/2007 02:07	Sara E Wolf	1	
00374	GC/MS - Bulk Sample Prep	SW-846 5030A	1	06/25/2007 22:48	Sara E Wolf	n.a.	
00381	BNA Soil Extraction	SW-846 3550B	1	06/25/2007 02:10	Karen L Beyer	1	
00819	Solid Sample Pesticide Extract	SW-846 3550B	1	06/24/2007 08:15	Joseph S Feister	1	
01150	GC - Bulk Soil Prep	SW-846 5030A	1	06/25/2007 09:16	Larry E Bevins	n.a.	
05708	SW SW846 ICP Digest	SW-846 3050B	1	06/25/2007 21:05	Annamaria Stipkovits	1	
07004	Extraction - DRO (Soils)	SW-846 3550B	1	06/25/2007 17:45	JoElla L Rice	1	



Analysis Report

2425 New Holland Pike, PO Box 12425, Lancaster, PA 17605-2425 • 717-656-2300 Fax: 717-656-2681 • www.lancasterlabs.com

Lancaster Laboratories Sample No. SW 5088067

EX3-S-7-070620 Grab Soil
Facility# 307233
2259 First St-Livermore T0600196622 EX3
Collected: 06/20/2007 15:07 by IH

Account Number: 10880

Submitted: 06/22/2007 09:45
Reported: 07/06/2007 at 16:45
Discard: 08/06/2007

CHEX
ChevronTexaco
6001 Bollinger Canyon Rd L4310
San Ramon CA 94583

FSLE3

CAT No.	Analysis Name	CAS Number	As Received Result	As Received		Units	Dilution Factor
				Method	Detection Limit		
01725	TPH-GRO - Soils	n.a.	N.D.	1.0		mg/kg	25
	The reported concentration of TPH-GRO does not include MTBE or other gasoline constituents eluting prior to the C6 (n-hexane) TPH-GRO range start time.						
02222	TPH-DRO by 8015B w/Silica Gel	n.a.	N.D.	4.0		mg/kg	1
06949	Cadmium	7440-43-9	0.327	0.0644		mg/kg	1
06951	Chromium	7440-47-3	46.7	0.577		mg/kg	1
06955	Lead	7439-92-1	5.13	0.485		mg/kg	1
06961	Nickel	7440-02-0	117.	0.600		mg/kg	1
06972	Zinc	7440-66-6	38.5	0.649		mg/kg	1
06598	HEM-SGT-Solids	n.a.	N.D.	580.		mg/kg	1
01216	PCBs in Solids						
01495	PCB-1016	12674-11-2	N.D.	0.0033		mg/kg	1
01496	PCB-1221	11104-28-2	N.D.	0.0052		mg/kg	1
01497	PCB-1232	11141-16-5	N.D.	0.0033		mg/kg	1
01498	PCB-1242	53469-21-9	N.D.	0.0033		mg/kg	1
01499	PCB-1248	12672-29-6	N.D.	0.0033		mg/kg	1
01500	PCB-1254	11097-69-1	N.D.	0.0033		mg/kg	1
01501	PCB-1260	11096-82-5	N.D.	0.0033		mg/kg	1
04688	TCL SW846 Semivolatiles Soil						
01185	Phenol	108-95-2	N.D.	0.033		mg/kg	1
01186	2-Chlorophenol	95-57-8	N.D.	0.033		mg/kg	1
01187	1,4-Dichlorobenzene	106-46-7	N.D.	0.033		mg/kg	1
01188	N-Nitroso-di-n-propylamine	621-64-7	N.D.	0.033		mg/kg	1
01189	1,2,4-Trichlorobenzene	120-82-1	N.D.	0.033		mg/kg	1
01190	4-Chloro-3-methylphenol	59-50-7	N.D.	0.067		mg/kg	1
01191	Acenaphthene	83-32-9	N.D.	0.033		mg/kg	1
01192	4-Nitrophenol	100-02-7	N.D.	0.17		mg/kg	1
01193	2,4-Dinitrotoluene	121-14-2	N.D.	0.067		mg/kg	1
01194	Pentachlorophenol	87-86-5	N.D.	0.17		mg/kg	1
01195	Pyrene	129-00-0	N.D.	0.033		mg/kg	1
03746	2-Nitrophenol	88-75-5	N.D.	0.033		mg/kg	1
03747	2,4-Dimethylphenol	105-67-9	N.D.	0.067		mg/kg	1
03748	2,4-Dichlorophenol	120-83-2	N.D.	0.033		mg/kg	1
03749	2,4,6-Trichlorophenol	88-06-2	N.D.	0.033		mg/kg	1
03750	2,4-Dinitrophenol	51-28-5	N.D.	0.67		mg/kg	1
03751	4,6-Dinitro-2-methylphenol	534-52-1	N.D.	0.17		mg/kg	1
03752	N-Nitrosodimethylamine	62-75-9	N.D.	0.067		mg/kg	1

Lancaster Laboratories Sample No. SW 5088067
EX3-S-7-070620
Facility# 307233
2259 First St-Livermore T0600196622 EX3
 Collected: 06/20/2007 15:07 by IH

Grab Soil
CETE

Account Number: 10880

 Submitted: 06/22/2007 09:45
 Reported: 07/06/2007 at 16:45
 Discard: 08/06/2007

 ChevronTexaco
 6001 Bollinger Canyon Rd L4310
 San Ramon CA 94583

FSLE3

CAT No.	Analysis Name	CAS Number	As Received Result	As Received		Dilution Factor
				Method	Units	
03753	bis(2-Chloroethyl)ether	111-44-4	N.D.	0.033	mg/kg	1
03754	1,3-Dichlorobenzene	541-73-1	N.D.	0.033	mg/kg	1
03755	1,2-Dichlorobenzene	95-50-1	N.D.	0.033	mg/kg	1
03756	bis(2-Chloroisopropyl)ether	108-60-1	N.D.	0.033	mg/kg	1
03757	Hexachloroethane	67-72-1	N.D.	0.033	mg/kg	1
03758	Nitrobenzene	98-95-3	N.D.	0.033	mg/kg	1
03759	Isophorone	78-59-1	N.D.	0.033	mg/kg	1
03760	bis(2-Chloroethoxy)methane	111-91-1	N.D.	0.033	mg/kg	1
03761	Naphthalene	91-20-3	N.D.	0.033	mg/kg	1
03762	Hexachlorobutadiene	87-68-3	N.D.	0.067	mg/kg	1
03763	Hexachlorocyclopentadiene	77-47-4	N.D.	0.17	mg/kg	1
03764	2-Chloronaphthalene	91-58-7	N.D.	0.033	mg/kg	1
03765	Acenaphthylene	208-96-8	N.D.	0.033	mg/kg	1
03766	Dimethylphthalate	131-11-3	N.D.	0.067	mg/kg	1
03767	2,6-Dinitrotoluene	606-20-2	N.D.	0.033	mg/kg	1
03768	Fluorene	86-73-7	N.D.	0.033	mg/kg	1
03769	4-Chlorophenyl-phenylether	7005-72-3	N.D.	0.033	mg/kg	1
03770	Diethylphthalate	84-66-2	N.D.	0.067	mg/kg	1
03772	N-Nitrosodiphenylamine	86-30-6	N.D.	0.033	mg/kg	1
N-nitrosodiphenylamine decomposes in the GC inlet forming diphenylamine. The result reported for N-nitrosodiphenylamine represents the combined total of both compounds.						
03773	4-Bromophenyl-phenylether	101-55-3	N.D.	0.033	mg/kg	1
03774	Hexachlorobenzene	118-74-1	N.D.	0.033	mg/kg	1
03775	Phenanthrene	85-01-8	N.D.	0.033	mg/kg	1
03776	Anthracene	120-12-7	N.D.	0.033	mg/kg	1
03777	Di-n-butylphthalate	84-74-2	N.D.	0.067	mg/kg	1
03778	Fluoranthene	206-44-0	N.D.	0.033	mg/kg	1
03780	Butylbenzylphthalate	85-68-7	N.D.	0.067	mg/kg	1
03781	Benzo(a)anthracene	56-55-3	N.D.	0.033	mg/kg	1
03782	Chrysene	218-01-9	N.D.	0.033	mg/kg	1
03783	3,3'-Dichlorobenzidine	91-94-1	N.D.	0.10	mg/kg	1
03784	bis(2-Ethylhexyl)phthalate	117-81-7	N.D.	0.067	mg/kg	1
03785	Di-n-octylphthalate	117-84-0	N.D.	0.067	mg/kg	1
03786	Benzo(b)fluoranthene	205-99-2	N.D.	0.033	mg/kg	1
03787	Benzo(k)fluoranthene	207-08-9	N.D.	0.033	mg/kg	1
03788	Benzo(a)pyrene	50-32-8	N.D.	0.033	mg/kg	1
03789	Indeno(1,2,3-cd)pyrene	193-39-5	N.D.	0.033	mg/kg	1
03790	Dibenz(a,h)anthracene	53-70-3	N.D.	0.033	mg/kg	1
03791	Benzo(g,h,i)perylene	191-24-2	N.D.	0.033	mg/kg	1
04622	Aniline	62-53-3	N.D.	0.17	mg/kg	1
04623	Benzyl alcohol	100-51-6	N.D.	0.17	mg/kg	1



Analysis Report

2425 New Holland Pike, PO Box 12425, Lancaster, PA 17605-2425 • 717-656-2300 Fax: 717-656-2681 • www.lancasterlabs.com

Page 3 of 4

Lancaster Laboratories Sample No. SW 5088067

EX3-S-7-070620 Grab Soil CETE
 Facility# 307233
 2259 First St-Livermore T0600196622 EX3
 Collected: 06/20/2007 15:07 by IH

Account Number: 10880

Submitted: 06/22/2007 09:45
 Reported: 07/06/2007 at 16:45
 Discard: 08/06/2007

ChevronTexaco
 6001 Bollinger Canyon Rd L4310
 San Ramon CA 94583

FSLE3

CAT No.	Analysis Name	CAS Number	As Received Result	As Received		Dilution Factor
				Method	Units	
04690	2-Methylphenol	95-48-7	N.D.	Detection Limit 0.067	mg/kg	1
04692	4-Methylphenol	106-44-5	N.D.	0.067	mg/kg	1
3-Methylphenol and 4-methylphenol cannot be resolved under the chromatographic conditions used for sample analysis. The result reported for 4-methylphenol represents the combined total of both compounds.						
04693	4-Chloroaniline	106-47-8	N.D.	0.067	mg/kg	1
04694	2-Methylnaphthalene	91-57-6	N.D.	0.033	mg/kg	1
04695	2,4,5-Trichlorophenol	95-95-4	N.D.	0.067	mg/kg	1
04696	2-Nitroaniline	88-74-4	N.D.	0.033	mg/kg	1
04697	3-Nitroaniline	99-09-2	N.D.	0.067	mg/kg	1
04698	Dibenzofuran	132-64-9	N.D.	0.033	mg/kg	1
04700	4-Nitroaniline	100-01-6	N.D.	0.067	mg/kg	1
04711	Benzoic acid	65-85-0	N.D.	0.17	mg/kg	1
07361	BTEX+5 Oxygenates+EDC+EDB					
02016	Methyl Tertiary Butyl Ether	1634-04-4	N.D.	0.0005	mg/kg	1
02017	di-Isopropyl ether	108-20-3	N.D.	0.001	mg/kg	1
02018	Ethyl t-butyl ether	637-92-3	N.D.	0.001	mg/kg	1
02019	t-Amyl methyl ether	994-05-8	N.D.	0.001	mg/kg	1
02020	t-Butyl alcohol	75-65-0	N.D.	0.020	mg/kg	1
05460	Benzene	71-43-2	N.D.	0.0005	mg/kg	1
05461	1,2-Dichloroethane	107-06-2	N.D.	0.001	mg/kg	1
05466	Toluene	108-88-3	N.D.	0.001	mg/kg	1
05471	1,2-Dibromoethane	106-93-4	N.D.	0.001	mg/kg	1
05474	Ethylbenzene	100-41-4	N.D.	0.001	mg/kg	1
06301	Xylene (Total)	1330-20-7	N.D.	0.001	mg/kg	1

State of California Lab Certification No. 2116

All QC is compliant unless otherwise noted. Please refer to the Quality Control Summary for overall QC performance data and associated samples.

Laboratory Chronicle

CAT No.	Analysis Name	Method	Trial#	Analysis		Analyst	Dilution Factor
				Date and Time			
01725	TPH-GRO - Soils	SW-846 8015B modified	1	06/25/2007 18:38		Linda C Pape	25
02222	TPH-DRO by 8015B w/Silica Gel	SW-846 8015B	1	06/26/2007 17:13		Diane V Do	1



Analysis Report

2425 New Holland Pike, PO Box 12425, Lancaster, PA 17605-2425 • 717-656-2300 Fax: 717-656-2881 • www.lancasterlabs.com

Lancaster Laboratories Sample No. SW 5088067

EX3-S-7-070620 Grab Soil CETE
Facility# 307233
2259 First St-Livermore T0600196622 EX3
Collected: 06/20/2007 15:07 by IH

Account Number: 10880

Submitted: 06/22/2007 09:45
Reported: 07/06/2007 at 16:45
Discard: 08/06/2007

ChevronTexaco
6001 Bollinger Canyon Rd L4310
San Ramon CA 94583

FSLE3							
06949	Cadmium	SW-846 6010B	1	06/28/2007 07:57	Joanne M Gates	1	
06951	Chromium	SW-846 6010B	1	06/28/2007 07:57	Joanne M Gates	1	
06955	Lead	SW-846 6010B	1	06/28/2007 07:57	Joanne M Gates	1	
06961	Nickel	SW-846 6010B	1	06/28/2007 07:57	Joanne M Gates	1	
06972	Zinc	SW-846 6010B	1	06/28/2007 07:57	Joanne M Gates	1	
06598	HEM-SGT-Solids	SW-846 9071B mod	1	06/27/2007 12:30	Valerie J Trout	1	
01216	PCBs in Solids	SW-846 8082	1	06/25/2007 22:45	Hai D Nguyen	1	
04688	TCL SW846 Semivolatiles Soil	SW-846 8270C	1	06/25/2007 15:33	Joseph M Gambler	1	
07361	BTEX+5 Oxygenates+EDC+EDB	SW-846 8260B	1	06/26/2007 02:29	Sara E Wolf	1	
00374	GC/MS - Bulk Sample Prep	SW-846 5030A	1	06/25/2007 22:50	Sara E Wolf	n.a.	
00381	BNA Soil Extraction	SW-846 3550B	1	06/25/2007 02:10	Karen L Beyer	1	
00819	Solid Sample Pesticide Extract	SW-846 3550B	1	06/24/2007 08:15	Joseph S Feister	1	
01150	GC - Bulk Soil Prep	SW-846 5030A	1	06/25/2007 09:18	Larry E Bevins	n.a.	
05708	SW SW846 ICP Digest	SW-846 3050B	1	06/25/2007 21:05	Annamaria Stipkovits	1	
07004	Extraction - DRO (Soils)	SW-846 3550B	1	06/25/2007 17:45	JoElla L Rice	1	



Analysis Report

2425 New Holland Pike, PO Box 12425, Lancaster, PA 17605-2425 • 717-656-2300 Fax: 717-656-2681 • www.lancasterlabs.com

Page 1 of 4

Lancaster Laboratories Sample No. SW 5088068

EX4-S-8-070620 Grab Soil CETE
Facility# 307233
2259 First St-Livermore T0600196622 EX4
Collected:06/20/2007 15:10 by IH

Account Number: 10880

Submitted: 06/22/2007 09:45
Reported: 07/06/2007 at 16:45
Discard: 08/06/2007

ChevronTexaco
6001 Bollinger Canyon Rd L4310
San Ramon CA 94583

FSLE4

CAT No.	Analysis Name	CAS Number	As Received Result	As Received		Units	Dilution Factor
				Method	Detection Limit		
01725	TPH-GRO - Soils The reported concentration of TPH-GRO does not include MTBE or other gasoline constituents eluting prior to the C6 (n-hexane) TPH-GRO range start time.	n.a.	N.D.	1.0		mg/kg	25
02222	TPH-DRO by 8015B w/Silica Gel	n.a.	2,800.	200.		mg/kg	50
06949	Cadmium	7440-43-9	0.876	0.0644		mg/kg	1
06951	Chromium	7440-47-3	48.2	0.577		mg/kg	1
06955	Lead	7439-92-1	1,170.	2.43		mg/kg	5
06961	Nickel	7440-02-0	74.2	0.600		mg/kg	1
06972	Zinc	7440-66-6	206.	0.649		mg/kg	1
06598	HEM-SGT-Solids	n.a.	11,000.	580.		mg/kg	1
01216	PCBs in Solids						
01495	PCB-1016	12674-11-2	N.D.	0.0033		mg/kg	1
01496	PCB-1221	11104-28-2	N.D.	0.0052		mg/kg	1
01497	PCB-1232	11141-16-5	N.D.	0.0033		mg/kg	1
01498	PCB-1242	53469-21-9	N.D.	0.0033		mg/kg	1
01499	PCB-1248	12672-29-6	0.044	0.0033		mg/kg	1
01500	PCB-1254	11097-69-1	0.0088	0.0033		mg/kg	1
01501	PCB-1260	11096-82-5	0.0038	0.0033		mg/kg	1
04688	TCL SW846 Semivolatiles Soil						
01185	Phenol	108-95-2	N.D.	0.033		mg/kg	1
01186	2-Chlorophenol	95-57-8	N.D.	0.033		mg/kg	1
01187	1,4-Dichlorobenzene	106-46-7	N.D.	0.033		mg/kg	1
01188	N-Nitroso-di-n-propylamine	621-64-7	N.D.	0.033		mg/kg	1
01189	1,2,4-Trichlorobenzene	120-82-1	N.D.	0.033		mg/kg	1
01190	4-Chloro-3-methylphenol	59-50-7	N.D.	0.067		mg/kg	1
01191	Acenaphthene	83-32-9	N.D.	0.033		mg/kg	1
01192	4-Nitrophenol	100-02-7	N.D.	0.17		mg/kg	1
01193	2,4-Dinitrotoluene	121-14-2	N.D.	0.067		mg/kg	1
01194	Pentachlorophenol	87-86-5	N.D.	0.17		mg/kg	1
01195	Pyrene	129-00-0	N.D.	0.033		mg/kg	1
03746	2-Nitrophenol	88-75-5	N.D.	0.033		mg/kg	1
03747	2,4-Dimethylphenol	105-67-9	N.D.	0.067		mg/kg	1
03748	2,4-Dichlorophenol	120-83-2	N.D.	0.033		mg/kg	1
03749	2,4,6-Trichlorophenol	88-06-2	N.D.	0.033		mg/kg	1
03750	2,4-Dinitrophenol	51-28-5	N.D.	0.67		mg/kg	1
03751	4,6-Dinitro-2-methylphenol	534-52-1	N.D.	0.17		mg/kg	1
03752	N-Nitrosodimethylamine	62-75-9	N.D.	0.067		mg/kg	1

Lancaster Laboratories Sample No. SW 5088068
EX4-S-8-070620 **Grab** **Soil**
Facility# 307233 **CETE**
2259 First St-Livermore T0600196622 EX4
Collected:06/20/2007 15:10 **by IH**

Account Number: 10880

 Submitted: 06/22/2007 09:45
 Reported: 07/06/2007 at 16:45
 Discard: 08/06/2007

 ChevronTexaco
 6001 Bollinger Canyon Rd L4310
 San Ramon CA 94583

FSLE4

CAT No.	Analysis Name	CAS Number	As Received Result	As Received		Dilution Factor
				Method	Units	
03753	bis(2-Chloroethyl)ether	111-44-4	N.D.	0.033	mg/kg	1
03754	1,3-Dichlorobenzene	541-73-1	N.D.	0.033	mg/kg	1
03755	1,2-Dichlorobenzene	95-50-1	N.D.	0.033	mg/kg	1
03756	bis(2-Chloroisopropyl)ether	108-60-1	N.D.	0.033	mg/kg	1
03757	Hexachloroethane	67-72-1	N.D.	0.033	mg/kg	1
03758	Nitrobenzene	98-95-3	N.D.	0.033	mg/kg	1
03759	Isophorone	78-59-1	N.D.	0.033	mg/kg	1
03760	bis(2-Chloroethoxy)methane	111-91-1	N.D.	0.033	mg/kg	1
03761	Naphthalene	91-20-3	N.D.	0.033	mg/kg	1
03762	Hexachlorobutadiene	87-68-3	N.D.	0.067	mg/kg	1
03763	Hexachlorocyclopentadiene	77-47-4	N.D.	0.17	mg/kg	1
03764	2-Chloronaphthalene	91-58-7	N.D.	0.033	mg/kg	1
03765	Acenaphthylene	208-96-8	N.D.	0.033	mg/kg	1
03766	Dimethylphthalate	131-11-3	N.D.	0.067	mg/kg	1
03767	2,6-Dinitrotoluene	606-20-2	N.D.	0.033	mg/kg	1
03768	Fluorene	86-73-7	N.D.	0.033	mg/kg	1
03769	4-Chlorophenyl-phenylether	7005-72-3	N.D.	0.033	mg/kg	1
03770	Diethylphthalate	84-66-2	N.D.	0.067	mg/kg	1
03772	N-Nitrosodiphenylamine	86-30-6	N.D.	0.033	mg/kg	1
N-nitrosodiphenylamine decomposes in the GC inlet forming diphenylamine. The result reported for N-nitrosodiphenylamine represents the combined total of both compounds.						
03773	4-Bromophenyl-phenylether	101-55-3	N.D.	0.033	mg/kg	1
03774	Hexachlorobenzene	118-74-1	N.D.	0.033	mg/kg	1
03775	Phenanthrene	85-01-8	N.D.	0.033	mg/kg	1
03776	Anthracene	120-12-7	N.D.	0.033	mg/kg	1
03777	Di-n-butylphthalate	84-74-2	N.D.	0.067	mg/kg	1
03778	Fluoranthene	206-44-0	N.D.	0.033	mg/kg	1
03780	Butylbenzylphthalate	85-68-7	N.D.	0.067	mg/kg	1
03781	Benzo(a)anthracene	56-55-3	N.D.	0.033	mg/kg	1
03782	Chrysene	218-01-9	0.048	0.033	mg/kg	1
03783	3,3'-Dichlorobenzidine	91-94-1	N.D.	0.10	mg/kg	1
03784	bis(2-Ethylhexyl)phthalate	117-81-7	0.81	0.067	mg/kg	1
03785	Di-n-octylphthalate	117-84-0	N.D.	0.067	mg/kg	1
03786	Benzo(b)fluoranthene	205-99-2	0.061	0.033	mg/kg	1
03787	Benzo(k)fluoranthene	207-08-9	N.D.	0.033	mg/kg	1
03788	Benzo(a)pyrene	50-32-8	N.D.	0.033	mg/kg	1
03789	Indeno(1,2,3-cd)pyrene	193-39-5	0.070	0.033	mg/kg	1
03790	Dibenz(a,h)anthracene	53-70-3	N.D.	0.033	mg/kg	1
03791	Benzo(g,h,i)perylene	191-24-2	0.35	0.033	mg/kg	1
04622	Aniline	62-53-3	N.D.	0.17	mg/kg	1
04623	Benzyl alcohol	100-51-6	N.D.	0.17	mg/kg	1



Analysis Report

2425 New Holland Pike, PO Box 12425, Lancaster, PA 17805-2425 • 717-656-2300 Fax: 717-656-2681 • www.lancasterlabs.com

Page 3 of 4

Lancaster Laboratories Sample No. SW 5088068

EX4-S-8-070620 Grab Soil CETE
 Facility# 307233
 2259 First St-Livermore T0600196622 EX4
 Collected: 06/20/2007 15:10 by IH Account Number: 10880

Submitted: 06/22/2007 09:45
 Reported: 07/06/2007 at 16:45
 Discard: 08/06/2007
 ChevronTexaco
 6001 Bollinger Canyon Rd L4310
 San Ramon CA 94583

FSLE4

CAT No.	Analysis Name	CAS Number	As Received	As Received	Units	Dilution Factor
			Result	Method Detection Limit		
04690	2-Methylphenol	95-48-7	N.D.	0.067	mg/kg	1
04692	4-Methylphenol	106-44-5	N.D.	0.067	mg/kg	1
3-Methylphenol and 4-methylphenol cannot be resolved under the chromatographic conditions used for sample analysis. The result reported for 4-methylphenol represents the combined total of both compounds.						
04693	4-Chloroaniline	106-47-8	N.D.	0.067	mg/kg	1
04694	2-Methylnaphthalene	91-57-6	N.D.	0.033	mg/kg	1
04695	2,4,5-Trichlorophenol	95-95-4	N.D.	0.067	mg/kg	1
04696	2-Nitroaniline	88-74-4	N.D.	0.033	mg/kg	1
04697	3-Nitroaniline	99-09-2	N.D.	0.067	mg/kg	1
04698	Dibenzofuran	132-64-9	N.D.	0.033	mg/kg	1
04700	4-Nitroaniline	100-01-6	N.D.	0.067	mg/kg	1
04711	Benzoic acid	65-85-0	0.39	0.17	mg/kg	1
07361	BTEX+5 Oxygenates+EDC+EDB					
02016	Methyl Tertiary Butyl Ether	1634-04-4	N.D.	0.0005	mg/kg	1
02017	di-Isopropyl ether	108-20-3	N.D.	0.001	mg/kg	1
02018	Ethyl t-butyl ether	637-92-3	N.D.	0.001	mg/kg	1
02019	t-Amyl methyl ether	994-05-8	N.D.	0.001	mg/kg	1
02020	t-Butyl alcohol	75-65-0	N.D.	0.020	mg/kg	1
05460	Benzene	71-43-2	N.D.	0.0005	mg/kg	1
05461	1,2-Dichloroethane	107-06-2	N.D.	0.001	mg/kg	1
05466	Toluene	108-88-3	N.D.	0.001	mg/kg	1
05471	1,2-Dibromoethane	106-93-4	N.D.	0.001	mg/kg	1
05474	Ethylbenzene	100-41-4	N.D.	0.001	mg/kg	1
06301	Xylene (Total)	1330-20-7	N.D.	0.001	mg/kg	1

State of California Lab Certification No. 2116

All QC is compliant unless otherwise noted. Please refer to the Quality Control Summary for overall QC performance data and associated samples.

Laboratory Chronicle

CAT No.	Analysis Name	Method	Trial#	Analysis	Analyst	Dilution
				Date and Time		Factor
01725	TPH-GRO - Soils	SW-846 8015B modified	1	06/25/2007 19:30	Linda C Pape	25
02222	TPH-DRO by 8015B w/Silica Gel	SW-846 8015B	1	06/26/2007 18:17	Diane V Do	50



Analysis Report

2425 New Holland Pike, PO Box 12425, Lancaster, PA 17605-2425 • 717-658-2300 Fax: 717-656-2681 • www.lancasterlabs.com

Lancaster Laboratories Sample No. SW 5088068

EX4-S-8-070620 Grab Soil
Facility# 307233 CETE
2259 First St-Livermore T0600196622 EX4
Collected:06/20/2007 15:10 by IH

Account Number: 10880

Submitted: 06/22/2007 09:45
Reported: 07/06/2007 at 16:45
Discard: 08/06/2007

ChevronTexaco
6001 Bollinger Canyon Rd L4310
San Ramon CA 94583

FSLE4

06949	Cadmium	SW-846 6010B	1	06/28/2007 08:00	Joanne M Gates	1
06951	Chromium	SW-846 6010B	1	06/28/2007 08:00	Joanne M Gates	1
06955	Lead	SW-846 6010B	1	06/28/2007 22:01	John P Hook	5
06961	Nickel	SW-846 6010B	1	06/28/2007 08:00	Joanne M Gates	1
06972	Zinc	SW-846 6010B	1	06/28/2007 08:00	Joanne M Gates	1
06598	HEM-SGT-Solids	SW-846 9071B mod	1	06/27/2007 12:30	Valerie J Trout	1
01216	PCBs in Solids	SW-846 8082	1	06/25/2007 23:07	Hai D Nguyen	1
04688	TCL SW846 Semivolatiles Soil	SW-846 8270C	1	06/25/2007 15:53	Joseph M Gambler	1
07361	BTEX+5 Oxygenates+EDC+EDB	SW-846 8260B	1	06/26/2007 04:22	Sara E Wolf	1
00374	GC/MS - Bulk Sample Prep	SW-846 5030A	1	06/25/2007 23:06	Sara E Wolf	n.a.
00381	BNA Soil Extraction	SW-846 3550B	1	06/25/2007 02:10	Karen L Beyer	1
00819	Solid Sample Pesticide Extract	SW-846 3550B	1	06/24/2007 08:15	Joseph S Feister	1
01150	GC - Bulk Soil Prep	SW-846 5030A	1	06/25/2007 09:21	Larry E Bevins	n.a.
05708	SW SW846 ICP Digest	SW-846 3050B	1	06/25/2007 21:05	Annamaria Stipkovits	1
07004	Extraction - DRO (Soils)	SW-846 3550B	1	06/25/2007 17:45	JoElla L Rice	1



Analysis Report

2425 New Holland Pike, PO Box 12425, Lancaster, PA 17605-2425 • 717-656-2300 Fax: 717-656-2681 • www.lancasterlabs.com

Page 1 of 4

Lancaster Laboratories Sample No. SW 5088069

EX5-S-8-070620 Grab Soil
Facility# 307233 CE TE
2259 First St-Livermore T0600196622 EX5
Collected: 06/20/2007 15:15 by IH

Account Number: 10880

Submitted: 06/22/2007 09:45
Reported: 07/06/2007 at 16:45
Discard: 08/06/2007

ChevronTexaco
6001 Bollinger Canyon Rd L4310
San Ramon CA 94583

FSLE5

CAT No.	Analysis Name	CAS Number	As Received Result	As Received		Units	Dilution Factor
				Method	Detection Limit		
01725	TPH-GRO - Soils The reported concentration of TPH-GRO does not include MTBE or other gasoline constituents eluting prior to the C6 (n-hexane) TPH-GRO range start time. Due to excessive foaming of the sample, normal reporting limits were not attained.	n.a.	N.D.	10.		mg/kg	250
02222	TPH-DRO by 8015B w/Silica Gel	n.a.	100.	40.		mg/kg	10
06949	Cadmium	7440-43-9	0.458	0.0644		mg/kg	1
06951	Chromium	7440-47-3	61.7	0.577		mg/kg	1
06955	Lead	7439-92-1	190.	0.485		mg/kg	1
06961	Nickel	7440-02-0	109.	0.600		mg/kg	1
06972	Zinc	7440-66-6	102.	0.649		mg/kg	1
06598	HEM-SGT-Solids	n.a.	N.D.	580.		mg/kg	1
01216	PCBs in Solids						
01495	PCB-1016	12674-11-2	N.D.	0.0033		mg/kg	1
01496	PCB-1221	11104-28-2	N.D.	0.0052		mg/kg	1
01497	PCB-1232	11141-16-5	N.D.	0.0033		mg/kg	1
01498	PCB-1242	53469-21-9	N.D.	0.0033		mg/kg	1
01499	PCB-1248	12672-29-6	N.D.	0.0033		mg/kg	1
01500	PCB-1254	11097-69-1	N.D.	0.0033		mg/kg	1
01501	PCB-1260	11096-82-5	N.D.	0.0033		mg/kg	1
04688	TCL SW846 Semivolatiles Soil						
01185	Phenol	108-95-2	N.D.	0.033		mg/kg	1
01186	2-Chlorophenol	95-57-8	N.D.	0.033		mg/kg	1
01187	1,4-Dichlorobenzene	106-46-7	N.D.	0.033		mg/kg	1
01188	N-Nitroso-di-n-propylamine	621-64-7	N.D.	0.033		mg/kg	1
01189	1,2,4-Trichlorobenzene	120-82-1	N.D.	0.033		mg/kg	1
01190	4-Chloro-3-methylphenol	59-50-7	N.D.	0.067		mg/kg	1
01191	Acenaphthene	83-32-9	N.D.	0.033		mg/kg	1
01192	4-Nitrophenol	100-02-7	N.D.	0.17		mg/kg	1
01193	2,4-Dinitrotoluene	121-14-2	N.D.	0.067		mg/kg	1
01194	Pentachlorophenol	87-86-5	N.D.	0.17		mg/kg	1
01195	Pyrene	129-00-0	N.D.	0.033		mg/kg	1
03746	2-Nitrophenol	88-75-5	N.D.	0.033		mg/kg	1
03747	2,4-Dimethylphenol	105-67-9	N.D.	0.067		mg/kg	1
03748	2,4-Dichlorophenol	120-83-2	N.D.	0.033		mg/kg	1
03749	2,4,6-Trichlorophenol	88-06-2	N.D.	0.033		mg/kg	1
03750	2,4-Dinitrophenol	51-28-5	N.D.	0.67		mg/kg	1

Lancaster Laboratories Sample No. SW 5088069
EX5-S-8-070620 **Grab** **Soil**
Facility# 307233
2259 First St-Livermore T0600196622 EX5
Collected: 06/20/2007 15:15 **by IH**
CETE
Account Number: 10880
Submitted: 06/22/2007 09:45
Reported: 07/06/2007 at 16:45
Discard: 08/06/2007
ChevronTexaco
6001 Bollinger Canyon Rd L4310
San Ramon CA 94583
FSLE5

CAT No.	Analysis Name	CAS Number	As Received Result	As Received		Dilution Factor
				Method	Units	
03751	4,6-Dinitro-2-methylphenol	534-52-1	N.D.	Detection Limit 0.17	mg/kg	1
03752	N-Nitrosodimethylamine	62-75-9	N.D.	0.067	mg/kg	1
03753	bis(2-Chloroethyl)ether	111-44-4	N.D.	0.033	mg/kg	1
03754	1,3-Dichlorobenzene	541-73-1	N.D.	0.033	mg/kg	1
03755	1,2-Dichlorobenzene	95-50-1	N.D.	0.033	mg/kg	1
03756	bis(2-Chloroisopropyl)ether	108-60-1	N.D.	0.033	mg/kg	1
03757	Hexachloroethane	67-72-1	N.D.	0.033	mg/kg	1
03758	Nitrobenzene	98-95-3	N.D.	0.033	mg/kg	1
03759	Isophorone	78-59-1	N.D.	0.033	mg/kg	1
03760	bis(2-Chloroethoxy)methane	111-91-1	N.D.	0.033	mg/kg	1
03761	Naphthalene	91-20-3	N.D.	0.033	mg/kg	1
03762	Hexachlorobutadiene	87-68-3	N.D.	0.067	mg/kg	1
03763	Hexachlorocyclopentadiene	77-47-4	N.D.	0.17	mg/kg	1
03764	2-Chloronaphthalene	91-58-7	N.D.	0.033	mg/kg	1
03765	Acenaphthylene	208-96-8	N.D.	0.033	mg/kg	1
03766	Dimethylphthalate	131-11-3	N.D.	0.067	mg/kg	1
03767	2,6-Dinitrotoluene	606-20-2	N.D.	0.033	mg/kg	1
03768	Fluorene	86-73-7	N.D.	0.033	mg/kg	1
03769	4-Chlorophenyl-phenylether	7005-72-3	N.D.	0.033	mg/kg	1
03770	Diethylphthalate	84-66-2	N.D.	0.067	mg/kg	1
03772	N-Nitrosodiphenylamine	86-30-6	N.D.	0.033	mg/kg	1
N-nitrosodiphenylamine decomposes in the GC inlet forming diphenylamine. The result reported for N-nitrosodiphenylamine represents the combined total of both compounds.						
03773	4-Bromophenyl-phenylether	101-55-3	N.D.	0.033	mg/kg	1
03774	Hexachlorobenzene	118-74-1	N.D.	0.033	mg/kg	1
03775	Phenanthrene	85-01-8	N.D.	0.033	mg/kg	1
03776	Anthracene	120-12-7	N.D.	0.033	mg/kg	1
03777	Di-n-butylphthalate	84-74-2	N.D.	0.067	mg/kg	1
03778	Fluoranthene	206-44-0	N.D.	0.033	mg/kg	1
03780	Butylbenzylphthalate	85-68-7	N.D.	0.067	mg/kg	1
03781	Benzo(a)anthracene	56-55-3	N.D.	0.033	mg/kg	1
03782	Chrysene	218-01-9	N.D.	0.033	mg/kg	1
03783	3,3'-Dichlorobenzidine	91-94-1	N.D.	0.10	mg/kg	1
03784	bis(2-Ethylhexyl)phthalate	117-81-7	N.D.	0.067	mg/kg	1
03785	Di-n-octylphthalate	117-84-0	N.D.	0.067	mg/kg	1
03786	Benzo(b)fluoranthene	205-99-2	N.D.	0.033	mg/kg	1
03787	Benzo(k)fluoranthene	207-08-9	N.D.	0.033	mg/kg	1
03788	Benzo(a)pyrene	50-32-8	N.D.	0.033	mg/kg	1
03789	Indeno(1,2,3-cd)pyrene	193-39-5	N.D.	0.033	mg/kg	1
03790	Dibenz(a,h)anthracene	53-70-3	N.D.	0.033	mg/kg	1
03791	Benzo(g,h,i)perylene	191-24-2	N.D.	0.033	mg/kg	1



Analysis Report

2425 New Holland Pike, PO Box 12425, Lancaster, PA 17605-2425 • 717-656-2300 Fax: 717-656-2681 • www.lancasterlabs.com

Page 3 of 4

Lancaster Laboratories Sample No. SW 5088069

EX5-S-8-070620 Grab Soil CETE
 Facility# 307233
 2259 First St-Livermore T0600196622 EX5
 Collected: 06/20/2007 15:15 by IH

Account Number: 10880

Submitted: 06/22/2007 09:45
 Reported: 07/06/2007 at 16:45
 Discard: 08/06/2007

ChevronTexaco
 6001 Bollinger Canyon Rd L4310
 San Ramon CA 94583

FSLE5

CAT No.	Analysis Name	CAS Number	As Received Result	As Received		Units	Dilution Factor
				Method	Detection Limit		
04622	Aniline	62-53-3	N.D.	0.17		mg/kg	1
04623	Benzyl alcohol	100-51-6	N.D.	0.17		mg/kg	1
04690	2-Methylphenol	95-48-7	N.D.	0.067		mg/kg	1
04692	4-Methylphenol	106-44-5	N.D.	0.067		mg/kg	1
3-Methylphenol and 4-methylphenol cannot be resolved under the chromatographic conditions used for sample analysis. The result reported for 4-methylphenol represents the combined total of both compounds.							
04693	4-Chloroaniline	106-47-8	N.D.	0.067		mg/kg	1
04694	2-Methylnaphthalene	91-57-6	N.D.	0.033		mg/kg	1
04695	2,4,5-Trichlorophenol	95-95-4	N.D.	0.067		mg/kg	1
04696	2-Nitroaniline	88-74-4	N.D.	0.033		mg/kg	1
04697	3-Nitroaniline	99-09-2	N.D.	0.067		mg/kg	1
04698	Dibenzofuran	132-64-9	N.D.	0.033		mg/kg	1
04700	4-Nitroaniline	100-01-6	N.D.	0.067		mg/kg	1
04711	Benzoic acid	65-85-0	N.D.	0.17		mg/kg	1
07361	BTEX+5 Oxygenates+EDC+EDB						
02016	Methyl Tertiary Butyl Ether	1634-04-4	N.D.	0.0005		mg/kg	1
02017	di-Isopropyl ether	108-20-3	N.D.	0.001		mg/kg	1
02018	Ethyl t-butyl ether	637-92-3	N.D.	0.001		mg/kg	1
02019	t-Amyl methyl ether	994-05-8	N.D.	0.001		mg/kg	1
02020	t-Butyl alcohol	75-65-0	N.D.	0.020		mg/kg	1
05460	Benzene	71-43-2	N.D.	0.0005		mg/kg	1
05461	1,2-Dichloroethane	107-06-2	N.D.	0.001		mg/kg	1
05466	Toluene	108-88-3	N.D.	0.001		mg/kg	1
05471	1,2-Dibromoethane	106-93-4	N.D.	0.001		mg/kg	1
05474	Ethylbenzene	100-41-4	N.D.	0.001		mg/kg	1
06301	Xylene (Total)	1330-20-7	N.D.	0.001		mg/kg	1

State of California Lab Certification No. 2116

All QC is compliant unless otherwise noted. Please refer to the Quality Control Summary for overall QC performance data and associated samples.

Laboratory Chronicle

CAT No.	Analysis Name	Method	Analysis		Analyst	Dilution Factor
			Trial#	Date and Time		

Lancaster Laboratories Sample No. SW 5088069

EX5-S-8-070620 Grab Soil
 Facility# 307233 CETE
 2259 First St-Livermore T0600196622 EX5
 Collected: 06/20/2007 15:15 by IH

Account Number: 10880

Submitted: 06/22/2007 09:45
 Reported: 07/06/2007 at 16:45
 Discard: 08/06/2007

ChevronTexaco
 6001 Bollinger Canyon Rd L4310
 San Ramon CA 94583

FSLE5							
01725	TPH-GRO - Soils	SW-846 8015B modified	1	06/25/2007 23:23	Linda C Pape	250	
02222	TPH-DRO by 8015B w/Silica Gel	SW-846 8015B	1	06/26/2007 17:55	Diane V Do	10	
06949	Cadmium	SW-846 6010B	1	06/28/2007 08:04	Joanne M Gates	1	
06951	Chromium	SW-846 6010B	1	06/28/2007 08:04	Joanne M Gates	1	
06955	Lead	SW-846 6010B	1	06/28/2007 08:04	Joanne M Gates	1	
06961	Nickel	SW-846 6010B	1	06/28/2007 08:04	Joanne M Gates	1	
06972	Zinc	SW-846 6010B	1	06/28/2007 08:04	Joanne M Gates	1	
06598	HEM-SGT-Solids	SW-846 9071B mod	1	06/27/2007 12:30	Valerie J Trout	1	
01216	PCBs in Solids	SW-846 8082	1	06/25/2007 23:28	Hai D Nguyen	1	
04688	TCL SW846 Semivolatiles Soil	SW-846 8270C	1	06/25/2007 16:12	Joseph M Gambler	1	
07361	BTEX+5 Oxygenates+EDC+EDB	SW-846 8260B	1	06/26/2007 02:52	Sara E Wolf	1	
00374	GC/MS - Bulk Sample Prep	SW-846 5030A	1	06/25/2007 22:53	Sara E Wolf	n.a.	
00381	BNA Soil Extraction	SW-846 3550B	1	06/25/2007 02:10	Karen L Beyer	1	
00819	Solid Sample Pesticide Extract	SW-846 3550B	1	06/24/2007 08:15	Joseph S Feister	1	
01150	GC - Bulk Soil Prep	SW-846 5030A	1	06/25/2007 09:29	Larry E Bevins	n.a.	
05708	SW SW846 ICP Digest	SW-846 3050B	1	06/25/2007 21:05	Annamaria Stipkovits	1	
07004	Extraction - DRO (Soils)	SW-846 3550B	1	06/25/2007 17:45	JoElla L Rice	1	



Analysis Report

2425 New Holland Pike, PO Box 12425, Lancaster, PA 17605-2425 • 717-656-2300 Fax: 717-656-2881 • www.lancasterlabs.com

Page 1 of 4

Lancaster Laboratories Sample No. SW 5088070

EX6-S-8-070620 Grab Soil CETE
 Facility# 307233
 2259 First St-Livermore T0600196622 EX6
 Collected: 06/20/2007 15:17 by IH Account Number: 10880

Submitted: 06/22/2007 09:45 ChevronTexaco
 Reported: 07/06/2007 at 16:45 6001 Bollinger Canyon Rd L4310
 Discard: 08/06/2007 San Ramon CA 94583

FSLE6

CAT No.	Analysis Name	CAS Number	As Received Result	As Received		Dilution Factor
				Method	Detection Limit	
01725	TPH-GRO - Soils	n.a.	N.D.	400.	mg/kg	10000
	The reported concentration of TPH-GRO does not include MTBE or other gasoline constituents eluting prior to the C6 (n-hexane) TPH-GRO range start time. Due to excessive foaming of the sample, normal reporting limits were not attained.					
02222	TPH-DRO by 8015B w/Silica Gel	n.a.	1,300.	200.	mg/kg	50
06949	Cadmium	7440-43-9	0.984	0.0625	mg/kg	1
06951	Chromium	7440-47-3	57.9	0.561	mg/kg	1
06955	Lead	7439-92-1	1,500.	2.36	mg/kg	5
06961	Nickel	7440-02-0	128.	0.583	mg/kg	1
06972	Zinc	7440-66-6	347.	0.630	mg/kg	1
06598	HEM-SGT-Solids	n.a.	3,000.	580.	mg/kg	1
01216	PCBs in Solids					
01495	PCB-1016	12674-11-2	N.D.	0.0033	mg/kg	1
01496	PCB-1221	11104-28-2	N.D.	0.0052	mg/kg	1
01497	PCB-1232	11141-16-5	N.D.	0.0033	mg/kg	1
01498	PCB-1242	53469-21-9	N.D.	0.0033	mg/kg	1
01499	PCB-1248	12672-29-6	0.0083	0.0033	mg/kg	1
01500	PCB-1254	11097-69-1	N.D.	0.0053	mg/kg	1
01501	PCB-1260	11096-82-5	0.0061	0.0033	mg/kg	1
	Due to interfering peaks on the chromatogram, the value reported for PCB-1254 represents the lowest reporting limit attainable.					
04688	TCL SW846 Semivolatiles Soil					
01185	Phenol	108-95-2	N.D.	0.033	mg/kg	1
01186	2-Chlorophenol	95-57-8	N.D.	0.033	mg/kg	1
01187	1,4-Dichlorobenzene	106-46-7	N.D.	0.033	mg/kg	1
01188	N-Nitroso-di-n-propylamine	621-64-7	N.D.	0.033	mg/kg	1
01189	1,2,4-Trichlorobenzene	120-82-1	N.D.	0.033	mg/kg	1
01190	4-Chloro-3-methylphenol	59-50-7	N.D.	0.067	mg/kg	1
01191	Acenaphthene	83-32-9	N.D.	0.033	mg/kg	1
01192	4-Nitrophenol	100-02-7	N.D.	0.17	mg/kg	1
01193	2,4-Dinitrotoluene	121-14-2	N.D.	0.067	mg/kg	1
01194	Pentachlorophenol	87-86-5	N.D.	0.17	mg/kg	1
01195	Pyrene	129-00-0	0.036	0.033	mg/kg	1
03746	2-Nitrophenol	88-75-5	N.D.	0.033	mg/kg	1
03747	2,4-Dimethylphenol	105-67-9	N.D.	0.067	mg/kg	1
03748	2,4-Dichlorophenol	120-83-2	N.D.	0.033	mg/kg	1

Lancaster Laboratories Sample No. SW 5088070

 EX6-S-8-070620 Grab Soil CETE
 Facility# 307233
 2259 First St-Livermore T0600196622 EX6
 Collected: 06/20/2007 15:17 by IH

Account Number: 10880

 Submitted: 06/22/2007 09:45
 Reported: 07/06/2007 at 16:45
 Discard: 08/06/2007

 ChevronTexaco
 6001 Bollinger Canyon Rd L4310
 San Ramon CA 94583

FSLE6

CAT No.	Analysis Name	CAS Number	As Received Result	As Received		Dilution Factor
				Method	Units	
03749	2,4,6-Trichlorophenol	88-06-2	N.D.	0.033	mg/kg	1
03750	2,4-Dinitrophenol	51-28-5	N.D.	0.67	mg/kg	1
03751	4,6-Dinitro-2-methylphenol	534-52-1	N.D.	0.17	mg/kg	1
03752	N-Nitrosodimethylamine	62-75-9	N.D.	0.067	mg/kg	1
03753	bis(2-Chloroethyl)ether	111-44-4	N.D.	0.033	mg/kg	1
03754	1,3-Dichlorobenzene	541-73-1	N.D.	0.033	mg/kg	1
03755	1,2-Dichlorobenzene	95-50-1	N.D.	0.033	mg/kg	1
03756	bis(2-Chloroisopropyl)ether	108-60-1	N.D.	0.033	mg/kg	1
03757	Hexachloroethane	67-72-1	N.D.	0.033	mg/kg	1
03758	Nitrobenzene	98-95-3	N.D.	0.033	mg/kg	1
03759	Isophorone	78-59-1	N.D.	0.033	mg/kg	1
03760	bis(2-Chloroethoxy)methane	111-91-1	N.D.	0.033	mg/kg	1
03761	Naphthalene	91-20-3	N.D.	0.033	mg/kg	1
03762	Hexachlorobutadiene	87-68-3	N.D.	0.067	mg/kg	1
03763	Hexachlorocyclopentadiene	77-47-4	N.D.	0.17	mg/kg	1
03764	2-Chloronaphthalene	91-58-7	N.D.	0.033	mg/kg	1
03765	Acenaphthylene	208-96-8	N.D.	0.033	mg/kg	1
03766	Dimethylphthalate	131-11-3	N.D.	0.067	mg/kg	1
03767	2,6-Dinitrotoluene	606-20-2	N.D.	0.033	mg/kg	1
03768	Fluorene	86-73-7	N.D.	0.033	mg/kg	1
03769	4-Chlorophenyl-phenylether	7005-72-3	N.D.	0.033	mg/kg	1
03770	Diethylphthalate	84-66-2	N.D.	0.067	mg/kg	1
03772	N-Nitrosodiphenylamine	86-30-6	N.D.	0.033	mg/kg	1
N-nitrosodiphenylamine decomposes in the GC inlet forming diphenylamine. The result reported for N-nitrosodiphenylamine represents the combined total of both compounds.						
03773	4-Bromophenyl-phenylether	101-55-3	N.D.	0.033	mg/kg	1
03774	Hexachlorobenzene	118-74-1	N.D.	0.033	mg/kg	1
03775	Phenanthrene	85-01-8	N.D.	0.033	mg/kg	1
03776	Anthracene	120-12-7	N.D.	0.033	mg/kg	1
03777	Di-n-butylphthalate	84-74-2	N.D.	0.067	mg/kg	1
03778	Fluoranthene	206-44-0	N.D.	0.033	mg/kg	1
03780	Butylbenzylphthalate	85-68-7	N.D.	0.067	mg/kg	1
03781	Benzo(a)anthracene	56-55-3	N.D.	0.033	mg/kg	1
03782	Chrysene	218-01-9	N.D.	0.033	mg/kg	1
03783	3,3'-Dichlorobenzidine	91-94-1	N.D.	0.10	mg/kg	1
03784	bis(2-Ethylhexyl)phthalate	117-81-7	0.11	0.067	mg/kg	1
03785	Di-n-octylphthalate	117-84-0	N.D.	0.067	mg/kg	1
03786	Benzo(b)fluoranthene	205-99-2	N.D.	0.033	mg/kg	1
03787	Benzo(k)fluoranthene	207-08-9	N.D.	0.033	mg/kg	1
03788	Benzo(a)pyrene	50-32-8	N.D.	0.033	mg/kg	1
03789	Indeno(1,2,3-cd)pyrene	193-39-5	0.037	0.033	mg/kg	1



Analysis Report

2425 New Holland Pike, PO Box 12425, Lancaster, PA 17605-2425 • 717-656-2300 Fax: 717-656-2681 • www.lancasterlabs.com

Page 3 of 4

Lancaster Laboratories Sample No. SW 5088070

EX6-S-8-070620 Grab Soil
Facility# 307233 CETE
2259 First St-Livermore T0600196622 EX6
Collected: 06/20/2007 15:17 by IH

Account Number: 10880

Submitted: 06/22/2007 09:45
Reported: 07/06/2007 at 16:45
Discard: 08/06/2007

ChevronTexaco
6001 Bollinger Canyon Rd L4310
San Ramon CA 94583

FSLE6

CAT No.	Analysis Name	CAS Number	As Received Result	As Received Method Detection Limit	Units	Dilution Factor
03790	Dibenz(a,h)anthracene	53-70-3	N.D.	0.033	mg/kg	1
03791	Benzo(g,h,i)perylene	191-24-2	0.36	0.033	mg/kg	1
04622	Aniline	62-53-3	N.D.	0.17	mg/kg	1
04623	Benzyl alcohol	100-51-6	N.D.	0.17	mg/kg	1
04690	2-Methylphenol	95-48-7	N.D.	0.067	mg/kg	1
04692	4-Methylphenol	106-44-5	N.D.	0.067	mg/kg	1
3-Methylphenol and 4-methylphenol cannot be resolved under the chromatographic conditions used for sample analysis. The result reported for 4-methylphenol represents the combined total of both compounds.						
04693	4-Chloroaniline	106-47-8	N.D.	0.067	mg/kg	1
04694	2-Methylnaphthalene	91-57-6	N.D.	0.033	mg/kg	1
04695	2,4,5-Trichlorophenol	95-95-4	N.D.	0.067	mg/kg	1
04696	2-Nitroaniline	88-74-4	N.D.	0.033	mg/kg	1
04697	3-Nitroaniline	99-09-2	N.D.	0.067	mg/kg	1
04698	Dibenzofuran	132-64-9	N.D.	0.033	mg/kg	1
04700	4-Nitroaniline	100-01-6	N.D.	0.067	mg/kg	1
04711	Benzoic acid	65-85-0	N.D.	0.17	mg/kg	1
07361	BTEX+5 Oxygenates+EDC+EDB					
02016	Methyl Tertiary Butyl Ether	1634-04-4	N.D.	0.0005	mg/kg	0.99
02017	di-Isopropyl ether	108-20-3	N.D.	0.001	mg/kg	0.99
02018	Ethyl t-butyl ether	637-92-3	N.D.	0.001	mg/kg	0.99
02019	t-Amyl methyl ether	994-05-8	N.D.	0.001	mg/kg	0.99
02020	t-Butyl alcohol	75-65-0	N.D.	0.020	mg/kg	0.99
05460	Benzene	71-43-2	N.D.	0.0005	mg/kg	0.99
05461	1,2-Dichloroethane	107-06-2	N.D.	0.001	mg/kg	0.99
05466	Toluene	108-88-3	0.002	0.001	mg/kg	0.99
05471	1,2-Dibromoethane	106-93-4	N.D.	0.001	mg/kg	0.99
05474	Ethylbenzene	100-41-4	N.D.	0.001	mg/kg	0.99
06301	Xylene (Total)	1330-20-7	N.D.	0.001	mg/kg	0.99

The GC/MS volatile internal standard peak areas were outside the QC limits for both the initial analysis and the re-analysis. The values reported here are from the initial analysis of the sample.

State of California Lab Certification No. 2116

All QC is compliant unless otherwise noted. Please refer to the Quality Control Summary for overall QC performance data and associated samples.



Analysis Report

2425 New Holland Pike, PO Box 12425, Lancaster, PA 17605-2425 • 717-656-2300 Fax: 717-656-2681 • www.lancasterlabs.com

Page 4 of 4

Lancaster Laboratories Sample No. SW 5088070

EX6-S-8-070620 Grab Soil CETE
Facility# 307233
2259 First St-Livermore T0600196622 EX6
Collected: 06/20/2007 15:17 by IH

Account Number: 10880

Submitted: 06/22/2007 09:45
Reported: 07/06/2007 at 16:45
Discard: 08/06/2007

ChevronTexaco
6001 Bollinger Canyon Rd L4310
San Ramon CA 94583

FSLE6

Laboratory Chronicle

CAT No.	Analysis Name	Method	Trial#	Analysis		Analyst	Dilution Factor
				Date	Time		
01725	TPH-GRO - Soils	SW-846 8015B modified	1	06/26/2007	01:50	Linda C Pape	10000
02222	TPH-DRO by 8015B w/Silica Gel	SW-846 8015B	1	06/26/2007	19:00	Diane V Do	50
06949	Cadmium	SW-846 6010B	1	06/28/2007	08:08	Joanne M Gates	1
06951	Chromium	SW-846 6010B	1	06/28/2007	08:08	Joanne M Gates	1
06955	Lead	SW-846 6010B	1	06/28/2007	22:05	John P Hook	5
06961	Nickel	SW-846 6010B	1	06/28/2007	08:08	Joanne M Gates	1
06972	Zinc	SW-846 6010B	1	06/28/2007	08:08	Joanne M Gates	1
06598	HEM-SGT-Solids	SW-846 9071B mod	1	06/27/2007	12:30	Valerie J Trout	1
01216	PCBs in Solids	SW-846 8082	1	06/25/2007	23:49	Hai D Nguyen	1
04688	TCL SW846 Semivolatiles Soil	SW-846 8270C	1	06/25/2007	16:32	Joseph M Gambler	1
07361	BTEX+5 Oxygenates+EDC+EDB	SW-846 8260B	1	06/26/2007	03:15	Sara E Wolf	0.99
00374	GC/MS - Bulk Sample Prep	SW-846 5030A	1	06/25/2007	23:01	Sara E Wolf	n.a.
00381	BNA Soil Extraction	SW-846 3550B	1	06/25/2007	02:10	Karen L Beyer	1
00819	Solid Sample Pesticide Extract	SW-846 3550B	1	06/24/2007	08:15	Joseph S Feister	1
01150	GC - Bulk Soil Prep	SW-846 5030A	1	06/25/2007	09:32	Larry E Bevins	n.a.
05708	SW SW846 ICP Digest	SW-846 3050B	1	06/25/2007	21:05	Annamaria Stipkovits	1
07004	Extraction - DRO (Soils)	SW-846 3550B	1	06/25/2007	17:45	JoElla L Rice	1



Analysis Report

2425 New Holland Pike, PO Box 12425, Lancaster, PA 17605-2425 • 717-656-2300 Fax: 717-656-2881 • www.lancasterlabs.com

Lancaster Laboratories Sample No. SW 5088071

P1-S-5-070620 Grab Soil CETE
Facility# 307233
2259 First St-Livermore T0600196622 P1
Collected: 06/20/2007 15:25 by IH

Account Number: 10880

Submitted: 06/22/2007 09:45
Reported: 07/06/2007 at 16:45
Discard: 08/06/2007

ChevronTexaco
6001 Bollinger Canyon Rd L4310
San Ramon CA 94583

FSLP1

CAT No.	Analysis Name	CAS Number	As Received	As Received	Units	Dilution Factor
			Result	Method		
01725	TPH-GRO - Soils	n.a.	N.D.	1.0	mg/kg	25
	The reported concentration of TPH-GRO does not include MTBE or other gasoline constituents eluting prior to the C6 (n-hexane) TPH-GRO range start time.					
02222	TPH-DRO by 8015B w/Silica Gel	n.a.	N.D.	4.0	mg/kg	1
06949	Cadmium	7440-43-9	0.317	0.0625	mg/kg	1
06951	Chromium	7440-47-3	51.8	0.561	mg/kg	1
06955	Lead	7439-92-1	27.1	0.471	mg/kg	1
06961	Nickel	7440-02-0	115.	0.583	mg/kg	1
06972	Zinc	7440-66-6	42.3	0.630	mg/kg	1
06598	HEM-SGT-Solids	n.a.	N.D.	580.	mg/kg	1
01216	PCBs in Solids					
01495	PCB-1016	12674-11-2	N.D.	0.0033	mg/kg	1
01496	PCB-1221	11104-28-2	N.D.	0.0052	mg/kg	1
01497	PCB-1232	11141-16-5	N.D.	0.0033	mg/kg	1
01498	PCB-1242	53469-21-9	N.D.	0.0033	mg/kg	1
01499	PCB-1248	12672-29-6	N.D.	0.0033	mg/kg	1
01500	PCB-1254	11097-69-1	N.D.	0.0033	mg/kg	1
01501	PCB-1260	11096-82-5	N.D.	0.0033	mg/kg	1
04688	TCL SW846 Semivolatiles Soil					
01185	Phenol	108-95-2	N.D.	0.033	mg/kg	1
01186	2-Chlorophenol	95-57-8	N.D.	0.033	mg/kg	1
01187	1,4-Dichlorobenzene	106-46-7	N.D.	0.033	mg/kg	1
01188	N-Nitroso-di-n-propylamine	621-64-7	N.D.	0.033	mg/kg	1
01189	1,2,4-Trichlorobenzene	120-82-1	N.D.	0.033	mg/kg	1
01190	4-Chloro-3-methylphenol	59-50-7	N.D.	0.067	mg/kg	1
01191	Acenaphthene	83-32-9	N.D.	0.033	mg/kg	1
01192	4-Nitrophenol	100-02-7	N.D.	0.17	mg/kg	1
01193	2,4-Dinitrotoluene	121-14-2	N.D.	0.067	mg/kg	1
01194	Pentachlorophenol	87-86-5	N.D.	0.17	mg/kg	1
01195	Pyrene	129-00-0	N.D.	0.033	mg/kg	1
03746	2-Nitrophenol	88-75-5	N.D.	0.033	mg/kg	1
03747	2,4-Dimethylphenol	105-67-9	N.D.	0.067	mg/kg	1
03748	2,4-Dichlorophenol	120-83-2	N.D.	0.033	mg/kg	1
03749	2,4,6-Trichlorophenol	88-06-2	N.D.	0.033	mg/kg	1
03750	2,4-Dinitrophenol	51-28-5	N.D.	0.67	mg/kg	1
03751	4,6-Dinitro-2-methylphenol	534-52-1	N.D.	0.17	mg/kg	1
03752	N-Nitrosodimethylamine	62-75-9	N.D.	0.067	mg/kg	1

Lancaster Laboratories Sample No. SW 5088071
P1-S-5-070620
Facility# 307233
2259 First St-Livermore T0600196622 P1
 Collected: 06/20/2007 15:25 by IH

Grab Soil
CETE

Account Number: 10880

 Submitted: 06/22/2007 09:45
 Reported: 07/06/2007 at 16:45
 Discard: 08/06/2007

 ChevronTexaco
 6001 Bollinger Canyon Rd L4310
 San Ramon CA 94583

FSLP1

CAT No.	Analysis Name	CAS Number	As Received Result	As Received		Dilution Factor
				Method	Units	
03753	bis(2-Chloroethyl)ether	111-44-4	N.D.	0.033	mg/kg	1
03754	1,3-Dichlorobenzene	541-73-1	N.D.	0.033	mg/kg	1
03755	1,2-Dichlorobenzene	95-50-1	N.D.	0.033	mg/kg	1
03756	bis(2-Chloroisopropyl)ether	108-60-1	N.D.	0.033	mg/kg	1
03757	Hexachloroethane	67-72-1	N.D.	0.033	mg/kg	1
03758	Nitrobenzene	98-95-3	N.D.	0.033	mg/kg	1
03759	Isophorone	78-59-1	N.D.	0.033	mg/kg	1
03760	bis(2-Chloroethoxy)methane	111-91-1	N.D.	0.033	mg/kg	1
03761	Naphthalene	91-20-3	N.D.	0.033	mg/kg	1
03762	Hexachlorobutadiene	87-68-3	N.D.	0.067	mg/kg	1
03763	Hexachlorocyclopentadiene	77-47-4	N.D.	0.17	mg/kg	1
03764	2-Chloronaphthalene	91-58-7	N.D.	0.033	mg/kg	1
03765	Acenaphthylene	208-96-8	N.D.	0.033	mg/kg	1
03766	Dimethylphthalate	131-11-3	N.D.	0.067	mg/kg	1
03767	2,6-Dinitrotoluene	606-20-2	N.D.	0.033	mg/kg	1
03768	Fluorene	86-73-7	N.D.	0.033	mg/kg	1
03769	4-Chlorophenyl-phenylether	7005-72-3	N.D.	0.033	mg/kg	1
03770	Diethylphthalate	84-66-2	N.D.	0.067	mg/kg	1
03772	N-Nitrosodiphenylamine	86-30-6	N.D.	0.033	mg/kg	1
N-nitrosodiphenylamine decomposes in the GC inlet forming diphenylamine. The result reported for N-nitrosodiphenylamine represents the combined total of both compounds.						
03773	4-Bromophenyl-phenylether	101-55-3	N.D.	0.033	mg/kg	1
03774	Hexachlorobenzene	118-74-1	N.D.	0.033	mg/kg	1
03775	Phenanthrene	85-01-8	N.D.	0.033	mg/kg	1
03776	Anthracene	120-12-7	N.D.	0.033	mg/kg	1
03777	Di-n-butylphthalate	84-74-2	N.D.	0.067	mg/kg	1
03778	Fluoranthene	206-44-0	N.D.	0.033	mg/kg	1
03780	Butylbenzylphthalate	85-68-7	N.D.	0.067	mg/kg	1
03781	Benzo(a)anthracene	56-55-3	N.D.	0.033	mg/kg	1
03782	Chrysene	218-01-9	N.D.	0.033	mg/kg	1
03783	3,3'-Dichlorobenzidine	91-94-1	N.D.	0.10	mg/kg	1
03784	bis(2-Ethylhexyl)phthalate	117-81-7	N.D.	0.067	mg/kg	1
03785	Di-n-octylphthalate	117-84-0	N.D.	0.067	mg/kg	1
03786	Benzo(b)fluoranthene	205-99-2	N.D.	0.033	mg/kg	1
03787	Benzo(k)fluoranthene	207-08-9	N.D.	0.033	mg/kg	1
03788	Benzo(a)pyrene	50-32-8	N.D.	0.033	mg/kg	1
03789	Indeno(1,2,3-cd)pyrene	193-39-5	N.D.	0.033	mg/kg	1
03790	Dibenz(a,h)anthracene	53-70-3	N.D.	0.033	mg/kg	1
03791	Benzo(g,h,i)perylene	191-24-2	N.D.	0.033	mg/kg	1
04622	Aniline	62-53-3	N.D.	0.17	mg/kg	1
04623	Benzyl alcohol	100-51-6	N.D.	0.17	mg/kg	1



Analysis Report

2425 New Holland Pike, PO Box 12425, Lancaster, PA 17605-2425 • 717-656-2300 Fax: 717-656-2681 • www.lancasterlabs.com

Page 3 of 4

Lancaster Laboratories Sample No. SW 5088071

P1-S-5-070620 Grab Soil CETE
 Facility# 307233
 2259 First St-Livermore T0600196622 P1
 Collected: 06/20/2007 15:25 by IH Account Number: 10880

Submitted: 06/22/2007 09:45
 Reported: 07/06/2007 at 16:45
 Discard: 08/06/2007
 ChevronTexaco
 6001 Bollinger Canyon Rd L4310
 San Ramon CA 94583

FSLP1

CAT No.	Analysis Name	CAS Number	As Received Result	As Received		Dilution Factor
				Method	Units	
04690	2-Methylphenol	95-48-7	N.D.	Detection Limit 0.067	mg/kg	1
04692	4-Methylphenol	106-44-5	N.D.	0.067	mg/kg	1
3-Methylphenol and 4-methylphenol cannot be resolved under the chromatographic conditions used for sample analysis. The result reported for 4-methylphenol represents the combined total of both compounds.						
04693	4-Chloroaniline	106-47-8	N.D.	0.067	mg/kg	1
04694	2-Methylnaphthalene	91-57-6	N.D.	0.033	mg/kg	1
04695	2,4,5-Trichlorophenol	95-95-4	N.D.	0.067	mg/kg	1
04696	2-Nitroaniline	88-74-4	N.D.	0.033	mg/kg	1
04697	3-Nitroaniline	99-09-2	N.D.	0.067	mg/kg	1
04698	Dibenzofuran	132-64-9	N.D.	0.033	mg/kg	1
04700	4-Nitroaniline	100-01-6	N.D.	0.067	mg/kg	1
04711	Benzoic acid	65-85-0	N.D.	0.17	mg/kg	1
07361	BTEX+5 Oxygenates+EDC+EDB					
02016	Methyl Tertiary Butyl Ether	1634-04-4	N.D.	0.0005	mg/kg	1
02017	di-Isopropyl ether	108-20-3	N.D.	0.001	mg/kg	1
02018	Ethyl t-butyl ether	637-92-3	N.D.	0.001	mg/kg	1
02019	t-Amyl methyl ether	994-05-8	N.D.	0.001	mg/kg	1
02020	t-Butyl alcohol	75-65-0	N.D.	0.020	mg/kg	1
05460	Benzene	71-43-2	N.D.	0.0005	mg/kg	1
05461	1,2-Dichloroethane	107-06-2	N.D.	0.001	mg/kg	1
05466	Toluene	108-88-3	N.D.	0.001	mg/kg	1
05471	1,2-Dibromoethane	106-93-4	N.D.	0.001	mg/kg	1
05474	Ethylbenzene	100-41-4	N.D.	0.001	mg/kg	1
06301	Xylene (Total)	1330-20-7	N.D.	0.001	mg/kg	1

State of California Lab Certification No. 2116

All QC is compliant unless otherwise noted. Please refer to the Quality Control Summary for overall QC performance data and associated samples.

Laboratory Chronicle

CAT No.	Analysis Name	Method	Trial#	Analysis		Analyst	Dilution Factor
				Date and Time			
01725	TPH-GRO - Soils	SW-846 8015B modified	1	06/26/2007 02:37		Linda C Pape	25
02222	TPH-DRO by 8015B w/Silica Gel	SW-846 8015B	1	06/26/2007 17:34		Diane V Do	1



Analysis Report

2425 New Holland Pike, PO Box 12425, Lancaster, PA 17605-2425 • 717-656-2300 Fax: 717-656-2681 • www.lancasterlabs.com

Lancaster Laboratories Sample No. SW 5088071

P1-S-5-070620 Grab Soil
Facility# 307233 CETE
2259 First St-Livermore T0600196622 P1
Collected: 06/20/2007 15:25 by IH

Account Number: 10880

Submitted: 06/22/2007 09:45
Reported: 07/06/2007 at 16:45
Discard: 08/06/2007

ChevronTexaco
6001 Bollinger Canyon Rd L4310
San Ramon CA 94583

FSLP1	Sample ID	Method	Count	Date/Time	Analyst	Result
06949	Cadmium	SW-846 6010B	1	06/28/2007 08:11	Joanne M Gates	1
06951	Chromium	SW-846 6010B	1	06/28/2007 08:11	Joanne M Gates	1
06955	Lead	SW-846 6010B	1	06/28/2007 08:11	Joanne M Gates	1
06961	Nickel	SW-846 6010B	1	06/28/2007 08:11	Joanne M Gates	1
06972	Zinc	SW-846 6010B	1	06/28/2007 08:11	Joanne M Gates	1
06598	HEM-SGT-Solids	SW-846 9071B mod	1	06/27/2007 12:30	Valerie J Trout	1
01216	PCBs in Solids	SW-846 8082	1	06/26/2007 00:11	Hai D Nguyen	1
04688	TCL SW846 Semivolatiles Soil	SW-846 8270C	1	06/25/2007 16:52	Joseph M Gambler	1
07361	BTEX+5 Oxygenates+EDC+EDB	SW-846 8260B	1	06/26/2007 03:37	Sara E Wolf	1
00374	GC/MS - Bulk Sample Prep	SW-846 5030A	1	06/25/2007 23:03	Sara E Wolf	n.a.
00381	BNA Soil Extraction	SW-846 3550B	1	06/25/2007 02:10	Karen L Beyer	1
00819	Solid Sample Pesticide Extract	SW-846 3550B	1	06/24/2007 08:15	Joseph S Feister	1
01150	GC - Bulk Soil Prep	SW-846 5030A	1	06/25/2007 09:35	Larry E Bevins	n.a.
05708	SW SW846 ICP Digest	SW-846 3050B	1	06/25/2007 21:05	Annamaria Stipkovits	1
07004	Extraction - DRO (Soils)	SW-846 3550B	1	06/25/2007 17:45	JoElla L Rice	1

Lancaster Laboratories Sample No. SW 5088072
EX4-S-9-070620 **Grab** **Soil**
Facility# 307233 **CETE**
2259 First St-Livermore T0600196622 EX4
Collected:06/20/2007 15:35 **by IH**
Account Number: 10880
Submitted: 06/22/2007 09:45
Reported: 07/06/2007 at 16:45
Discard: 08/06/2007
ChevronTexaco
6001 Bollinger Canyon Rd L4310
San Ramon CA 94583
FSL49

CAT No.	Analysis Name	CAS Number	As Received	As Received	Units	Dilution Factor
			Result	Method		
01725	TPH-GRO - Soils	n.a.	N.D.	100.	mg/kg	2500
	The reported concentration of TPH-GRO does not include MTBE or other gasoline constituents eluting prior to the C6 (n-hexane) TPH-GRO range start time.					
	Due to excessive foaming of the sample, normal reporting limits were not attained.					
02222	TPH-DRO by 8015B w/Silica Gel	n.a.	1,400.	200.	mg/kg	50
06949	Cadmium	7440-43-9	0.874	0.0644	mg/kg	1
06951	Chromium	7440-47-3	65.6	0.577	mg/kg	1
06955	Lead	7439-92-1	1,470.	2.43	mg/kg	5
06961	Nickel	7440-02-0	85.9	0.600	mg/kg	1
06972	Zinc	7440-66-6	329.	0.649	mg/kg	1
06598	HEM-SGT-Solids	n.a.	3,100.	580.	mg/kg	1
01216	PCBs in Solids					
01495	PCB-1016	12674-11-2	N.D.	0.0033	mg/kg	1
01496	PCB-1221	11104-28-2	N.D.	0.0052	mg/kg	1
01497	PCB-1232	11141-16-5	N.D.	0.0033	mg/kg	1
01498	PCB-1242	53469-21-9	N.D.	0.0033	mg/kg	1
01499	PCB-1248	12672-29-6	0.062	0.0033	mg/kg	1
01500	PCB-1254	11097-69-1	0.014	0.0033	mg/kg	1
01501	PCB-1260	11096-82-5	0.0056	0.0033	mg/kg	1
04688	TCL SW846 Semivolatiles Soil					
01185	Phenol	108-95-2	N.D.	0.033	mg/kg	1
01186	2-Chlorophenol	95-57-8	N.D.	0.033	mg/kg	1
01187	1,4-Dichlorobenzene	106-46-7	N.D.	0.033	mg/kg	1
01188	N-Nitroso-di-n-propylamine	621-64-7	N.D.	0.033	mg/kg	1
01189	1,2,4-Trichlorobenzene	120-82-1	N.D.	0.033	mg/kg	1
01190	4-Chloro-3-methylphenol	59-50-7	N.D.	0.067	mg/kg	1
01191	Acenaphthene	83-32-9	N.D.	0.033	mg/kg	1
01192	4-Nitrophenol	100-02-7	N.D.	0.17	mg/kg	1
01193	2,4-Dinitrotoluene	121-14-2	N.D.	0.067	mg/kg	1
01194	Pentachlorophenol	87-86-5	N.D.	0.17	mg/kg	1
01195	Pyrene	129-00-0	N.D.	0.033	mg/kg	1
03746	2-Nitrophenol	88-75-5	N.D.	0.033	mg/kg	1
03747	2,4-Dimethylphenol	105-67-9	N.D.	0.067	mg/kg	1
03748	2,4-Dichlorophenol	120-83-2	N.D.	0.033	mg/kg	1
03749	2,4,6-Trichlorophenol	88-06-2	N.D.	0.033	mg/kg	1
03750	2,4-Dinitrophenol	51-28-5	N.D.	0.67	mg/kg	1

Lancaster Laboratories Sample No. SW 5088072

 EX4-S-9-070620 Grab Soil CETE
 Facility# 307233
 2259 First St-Livermore T0600196622 EX4
 Collected: 06/20/2007 15:35 by IH

Account Number: 10880

 Submitted: 06/22/2007 09:45
 Reported: 07/06/2007 at 16:45
 Discard: 08/06/2007

 ChevronTexaco
 6001 Bollinger Canyon Rd L4310
 San Ramon CA 94583

FSL49

CAT No.	Analysis Name	CAS Number	As Received Result	As Received		Dilution Factor
				Method	Units	
03751	4,6-Dinitro-2-methylphenol	534-52-1	N.D.	0.17	mg/kg	1
03752	N-Nitrosodimethylamine	62-75-9	N.D.	0.067	mg/kg	1
03753	bis(2-Chloroethyl)ether	111-44-4	N.D.	0.033	mg/kg	1
03754	1,3-Dichlorobenzene	541-73-1	N.D.	0.033	mg/kg	1
03755	1,2-Dichlorobenzene	95-50-1	N.D.	0.033	mg/kg	1
03756	bis(2-Chloroisopropyl)ether	108-60-1	N.D.	0.033	mg/kg	1
03757	Hexachloroethane	67-72-1	N.D.	0.033	mg/kg	1
03758	Nitrobenzene	98-95-3	N.D.	0.033	mg/kg	1
03759	Isophorone	78-59-1	N.D.	0.033	mg/kg	1
03760	bis(2-Chloroethoxy)methane	111-91-1	N.D.	0.033	mg/kg	1
03761	Naphthalene	91-20-3	N.D.	0.033	mg/kg	1
03762	Hexachlorobutadiene	87-68-3	N.D.	0.067	mg/kg	1
03763	Hexachlorocyclopentadiene	77-47-4	N.D.	0.17	mg/kg	1
03764	2-Chloronaphthalene	91-58-7	N.D.	0.033	mg/kg	1
03765	Acenaphthylene	208-96-8	N.D.	0.033	mg/kg	1
03766	Dimethylphthalate	131-11-3	N.D.	0.067	mg/kg	1
03767	2,6-Dinitrotoluene	606-20-2	N.D.	0.033	mg/kg	1
03768	Fluorene	86-73-7	N.D.	0.033	mg/kg	1
03769	4-Chlorophenyl-phenylether	7005-72-3	N.D.	0.033	mg/kg	1
03770	Diethylphthalate	84-66-2	N.D.	0.067	mg/kg	1
03772	N-Nitrosodiphenylamine	86-30-6	N.D.	0.033	mg/kg	1
	N-nitrosodiphenylamine decomposes in the GC inlet forming diphenylamine. The result reported for N-nitrosodiphenylamine represents the combined total of both compounds.					
03773	4-Bromophenyl-phenylether	101-55-3	N.D.	0.033	mg/kg	1
03774	Hexachlorobenzene	118-74-1	N.D.	0.033	mg/kg	1
03775	Phenanthrene	85-01-8	N.D.	0.033	mg/kg	1
03776	Anthracene	120-12-7	N.D.	0.033	mg/kg	1
03777	Di-n-butylphthalate	84-74-2	N.D.	0.067	mg/kg	1
03778	Fluoranthene	206-44-0	N.D.	0.033	mg/kg	1
03780	Butylbenzylphthalate	85-68-7	N.D.	0.067	mg/kg	1
03781	Benzo(a)anthracene	56-55-3	N.D.	0.033	mg/kg	1
03782	Chrysene	218-01-9	N.D.	0.033	mg/kg	1
03783	3,3'-Dichlorobenzidine	91-94-1	N.D.	0.10	mg/kg	1
03784	bis(2-Ethylhexyl)phthalate	117-81-7	0.18	0.067	mg/kg	1
03785	Di-n-octylphthalate	117-84-0	N.D.	0.067	mg/kg	1
03786	Benzo(b)fluoranthene	205-99-2	N.D.	0.033	mg/kg	1
03787	Benzo(k)fluoranthene	207-08-9	N.D.	0.033	mg/kg	1
03788	Benzo(a)pyrene	50-32-8	N.D.	0.033	mg/kg	1
03789	Indeno(1,2,3-cd)pyrene	193-39-5	N.D.	0.033	mg/kg	1
03790	Dibenz(a,h)anthracene	53-70-3	N.D.	0.033	mg/kg	1
03791	Benzo(g,h,i)perylene	191-24-2	0.15	0.033	mg/kg	1



Analysis Report

2425 New Holland Pike, PO Box 12425, Lancaster, PA 17605-2425 • 717-656-2300 Fax: 717-656-2681 • www.lancasterlabs.com

Lancaster Laboratories Sample No. SW 5088072

EX4-S-9-070620 Grab Soil CETE
Facility# 307233
2259 First St-Livermore T0600196622 EX4
Collected:06/20/2007 15:35 by IH

Account Number: 10880

Submitted: 06/22/2007 09:45
Reported: 07/06/2007 at 16:45
Discard: 08/06/2007

ChevronTexaco
6001 Bollinger Canyon Rd L4310
San Ramon CA 94583

FSL49

CAT No.	Analysis Name	CAS Number	As Received Result	As Received		Units	Dilution Factor
				Method	Detection Limit		
04622	Aniline	62-53-3	N.D.		0.17	mg/kg	1
04623	Benzyl alcohol	100-51-6	N.D.		0.17	mg/kg	1
04690	2-Methylphenol	95-48-7	N.D.		0.067	mg/kg	1
04692	4-Methylphenol	106-44-5	N.D.		0.067	mg/kg	1
3-Methylphenol and 4-methylphenol cannot be resolved under the chromatographic conditions used for sample analysis. The result reported for 4-methylphenol represents the combined total of both compounds.							
04693	4-Chloroaniline	106-47-8	N.D.		0.067	mg/kg	1
04694	2-Methylnaphthalene	91-57-6	0.061		0.033	mg/kg	1
04695	2,4,5-Trichlorophenol	95-95-4	N.D.		0.067	mg/kg	1
04696	2-Nitroaniline	88-74-4	N.D.		0.033	mg/kg	1
04697	3-Nitroaniline	99-09-2	N.D.		0.067	mg/kg	1
04698	Dibenzofuran	132-64-9	N.D.		0.033	mg/kg	1
04700	4-Nitroaniline	100-01-6	N.D.		0.067	mg/kg	1
04711	Benzoic acid	65-85-0	N.D.		0.17	mg/kg	1
07361	BTEX+5 Oxygenates+EDC+EDB						
02016	Methyl Tertiary Butyl Ether	1634-04-4	N.D.		0.0005	mg/kg	1
02017	di-Isopropyl ether	108-20-3	N.D.		0.001	mg/kg	1
02018	Ethyl t-butyl ether	637-92-3	N.D.		0.001	mg/kg	1
02019	t-Amyl methyl ether	994-05-8	N.D.		0.001	mg/kg	1
02020	t-Butyl alcohol	75-65-0	N.D.		0.020	mg/kg	1
05460	Benzene	71-43-2	N.D.		0.0005	mg/kg	1
05461	1,2-Dichloroethane	107-06-2	N.D.		0.001	mg/kg	1
05466	Toluene	108-88-3	0.001		0.001	mg/kg	1
05471	1,2-Dibromoethane	106-93-4	N.D.		0.001	mg/kg	1
05474	Ethylbenzene	100-41-4	N.D.		0.001	mg/kg	1
06301	Xylene (Total)	1330-20-7	0.004		0.001	mg/kg	1

The GC/MS volatile internal standard peak areas were outside the QC limits for both the initial analysis and the re-analysis. The values reported here are from the initial analysis of the sample.

State of California Lab Certification No. 2116

All QC is compliant unless otherwise noted. Please refer to the Quality Control Summary for overall QC performance data and associated samples.



Analysis Report

2425 New Holland Pike, PO Box 12425, Lancaster, PA 17605-2425 • 717-656-2300 Fax: 717-656-2681 • www.lancasterlabs.com

Page 4 of 4

Lancaster Laboratories Sample No. SW 5088072

EX4-S-9-070620 Grab Soil CETE
 Facility# 307233
 2259 First St-Livermore T0600196622 EX4
 Collected: 06/20/2007 15:35 by IH Account Number: 10880

Submitted: 06/22/2007 09:45
 Reported: 07/06/2007 at 16:45
 Discard: 08/06/2007
 ChevronTexaco
 6001 Bollinger Canyon Rd L4310
 San Ramon CA 94583

FSL49

Laboratory Chronicle

CAT No.	Analysis Name	Method	Trial#	Analysis		Analyst	Dilution Factor
				Date	Time		
01725	TPH-GRO - Soils	SW-846 8015B modified	1	06/26/2007	22:45	Linda C Pape	2500
02222	TPH-DRO by 8015B w/Silica Gel	SW-846 8015B	1	06/26/2007	19:43	Diane V Do	50
06949	Cadmium	SW-846 6010B	1	06/28/2007	08:15	Joanne M Gates	1
06951	Chromium	SW-846 6010B	1	06/28/2007	08:15	Joanne M Gates	1
06955	Lead	SW-846 6010B	1	06/28/2007	22:08	John P Hook	5
06961	Nickel	SW-846 6010B	1	06/28/2007	08:15	Joanne M Gates	1
06972	Zinc	SW-846 6010B	1	06/28/2007	08:15	Joanne M Gates	1
06598	HEM-SGT-Solids	SW-846 9071B mod	1	06/27/2007	12:30	Valerie J Trout	1
01216	PCBs in Solids	SW-846 8082	1	06/26/2007	00:32	Hai D Nguyen	1
04688	TCL SW846 Semivolatiles Soil	SW-846 8270C	1	06/25/2007	17:12	Joseph M Gambler	1
07361	BTEX+5 Oxygenates+EDC+EDB	SW-846 8260B	1	06/26/2007	15:16	Nicholas R Rossi	1
00374	GC/MS - Bulk Sample Prep	SW-846 5030A	1	06/25/2007	23:05	Sara E Wolf	n.a.
00381	BNA Soil Extraction	SW-846 3550B	1	06/25/2007	02:10	Karen L Beyer	1
00819	Solid Sample Pesticide Extract	SW-846 3550B	1	06/24/2007	08:15	Joseph S Feister	1
01150	GC - Bulk Soil Prep	SW-846 5030A	1	06/25/2007	09:37	Larry E Bevins	n.a.
05708	SW SW846 ICP Digest	SW-846 3050B	1	06/25/2007	21:05	Annamaria Stipkovits	1
07004	Extraction - DRO (Soils)	SW-846 3550B	1	06/25/2007	17:45	JoElla L Rice	1

Quality Control Summary

 Client Name: ChevronTexaco
 Reported: 07/06/07 at 04:45 PM

Group Number: 1043971

Matrix QC may not be reported if site-specific QC samples were not submitted. In these situations, to demonstrate precision and accuracy at a batch level, a LCS/LCSD was performed, unless otherwise specified in the method.

Laboratory Compliance Quality Control

Analysis Name	Blank Result	Blank MDL	Report Units	LCS %REC	LCSD %REC	LCS/LCSD Limits	RPD	RPD Max
Batch number: 071740004A	Sample number(s): 5088065-5088072							
PCB-1016	N.D.	0.0033	mg/kg	92		72-120		
PCB-1221	N.D.	0.0052	mg/kg					
PCB-1232	N.D.	0.0033	mg/kg					
PCB-1242	N.D.	0.0033	mg/kg					
PCB-1248	N.D.	0.0033	mg/kg					
PCB-1254	N.D.	0.0033	mg/kg					
PCB-1260	N.D.	0.0033	mg/kg	91		65-137		
Batch number: 07174SLA026	Sample number(s): 5088065-5088072							
Phenol	N.D.	0.033	mg/kg	84		66-113		
2-Chlorophenol	N.D.	0.033	mg/kg	88		73-105		
1,4-Dichlorobenzene	N.D.	0.033	mg/kg	85		58-104		
N-Nitroso-di-n-propylamine	N.D.	0.033	mg/kg	81		61-109		
1,2,4-Trichlorobenzene	N.D.	0.033	mg/kg	82		68-105		
4-Chloro-3-methylphenol	N.D.	0.067	mg/kg	95		61-134		
Acenaphthene	N.D.	0.033	mg/kg	90		74-110		
4-Nitrophenol	N.D.	0.17	mg/kg	85		57-123		
2,4-Dinitrotoluene	N.D.	0.067	mg/kg	97		73-115		
Pentachlorophenol	N.D.	0.17	mg/kg	55		47-110		
Pyrene	N.D.	0.033	mg/kg	86		67-116		
2-Nitrophenol	N.D.	0.033	mg/kg	93		74-113		
2,4-Dimethylphenol	N.D.	0.067	mg/kg	88		68-103		
2,4-Dichlorophenol	N.D.	0.033	mg/kg	89		74-105		
2,4,6-Trichlorophenol	N.D.	0.033	mg/kg	88		73-112		
2,4-Dinitrophenol	N.D.	0.67	mg/kg	77		33-122		
4,6-Dinitro-2-methylphenol	N.D.	0.17	mg/kg	80		56-120		
N-Nitrosodimethylamine	N.D.	0.067	mg/kg	88		52-108		
bis(2-Chloroethyl) ether	N.D.	0.033	mg/kg	85		60-112		
1,3-Dichlorobenzene	N.D.	0.033	mg/kg	84		56-103		
1,2-Dichlorobenzene	N.D.	0.033	mg/kg	83		59-108		
bis(2-Chloroisopropyl) ether	N.D.	0.033	mg/kg	69		54-137		
Hexachloroethane	N.D.	0.033	mg/kg	80		56-112		
Nitrobenzene	N.D.	0.033	mg/kg	87		68-105		
Isophorone	N.D.	0.033	mg/kg	78		65-93		
bis(2-Chloroethoxy) methane	N.D.	0.033	mg/kg	87		75-114		
Naphthalene	N.D.	0.033	mg/kg	86		70-107		
Hexachlorobutadiene	N.D.	0.067	mg/kg	83		66-112		
Hexachlorocyclopentadiene	N.D.	0.17	mg/kg	70		33-152		
2-Chloronaphthalene	N.D.	0.033	mg/kg	64		60-101		
Acenaphthylene	N.D.	0.033	mg/kg	90		79-115		
Dimethylphthalate	N.D.	0.067	mg/kg	90		76-108		
2,6-Dinitrotoluene	N.D.	0.033	mg/kg	93		75-109		
Fluorene	N.D.	0.033	mg/kg	94		66-115		
4-Chlorophenyl-phenylether	N.D.	0.033	mg/kg	86		69-110		
Diethylphthalate	N.D.	0.067	mg/kg	92		75-109		
N-Nitrosodiphenylamine	N.D.	0.033	mg/kg	89		67-105		

*- Outside of specification

- (1) The result for one or both determinations was less than five times the LOQ.
- (2) The background result was more than four times the spike added.

Quality Control Summary

 Client Name: ChevronTexaco
 Reported: 07/06/07 at 04:45 PM

Group Number: 1043971

Laboratory Compliance Quality Control

<u>Analysis Name</u>	<u>Blank Result</u>	<u>Blank MDL</u>	<u>Report Units</u>	<u>LCS %REC</u>	<u>LCSD %REC</u>	<u>LCS/LCSD Limits</u>	<u>RPD</u>	<u>RPD Max</u>
4-Bromophenyl-phenylether	N.D.	0.033	mg/kg	84		70-111		
Hexachlorobenzene	N.D.	0.033	mg/kg	86		69-114		
Phenanthrene	N.D.	0.033	mg/kg	92		70-107		
Anthracene	N.D.	0.033	mg/kg	92		69-109		
Di-n-butylphthalate	N.D.	0.067	mg/kg	94		68-112		
Fluoranthene	N.D.	0.033	mg/kg	91		66-109		
Butylbenzylphthalate	N.D.	0.067	mg/kg	86		69-117		
Benzo(a)anthracene	N.D.	0.033	mg/kg	89		72-112		
Chrysene	N.D.	0.033	mg/kg	91		71-112		
3,3'-Dichlorobenzidine	N.D.	0.10	mg/kg	55		12-107		
bis(2-Ethylhexyl)phthalate	N.D.	0.067	mg/kg	93		63-131		
Di-n-octylphthalate	N.D.	0.067	mg/kg	85		61-117		
Benzo(b)fluoranthene	N.D.	0.033	mg/kg	87		66-123		
Benzo(k)fluoranthene	N.D.	0.033	mg/kg	78		67-121		
Benzo(a)pyrene	N.D.	0.033	mg/kg	82		71-119		
Indeno(1,2,3-cd)pyrene	N.D.	0.033	mg/kg	84		66-123		
Dibenz(a,h)anthracene	N.D.	0.033	mg/kg	91		70-130		
Benzo(g,h,i)perylene	N.D.	0.033	mg/kg	86		66-120		
Aniline	N.D.	0.17	mg/kg	52		32-107		
Benzyl alcohol	N.D.	0.17	mg/kg	86		64-116		
2-Methylphenol	N.D.	0.067	mg/kg	89		64-112		
4-Methylphenol	N.D.	0.067	mg/kg	82		64-116		
4-Chloroaniline	N.D.	0.067	mg/kg	63		2-116		
2-Methylnaphthalene	N.D.	0.033	mg/kg	87		67-101		
2,4,5-Trichlorophenol	N.D.	0.067	mg/kg	87		73-104		
2-Nitroaniline	N.D.	0.033	mg/kg	98		76-117		
3-Nitroaniline	N.D.	0.067	mg/kg	91		46-108		
Dibenzofuran	N.D.	0.033	mg/kg	89		72-107		
4-Nitroaniline	N.D.	0.067	mg/kg	67		45-101		
Benzoic acid	N.D.	0.17	mg/kg	93		20-159		
Batch number: 071760005A	Sample number(s): 5088065-5088072							
TPH-DRO by 8015B w/Silica Gel	N.D. 4.0	mg/kg	91		90	71-109	1	20
Batch number: 071765708003	Sample number(s): 5088065-5088072							
Cadmium	N.D. 0.0650	mg/kg	99			90-110		
Chromium	N.D. 0.583	mg/kg	107			78-122		
Lead	N.D. 0.490	mg/kg	99			91-109		
Nickel	N.D. 0.606	mg/kg	100			92-108		
Zinc	N.D. 0.655	mg/kg	100			91-110		
Batch number: 07176A02A	Sample number(s): 5088065-5088071							
TPH-GRO - Soils	N.D. 1.0	mg/kg	93			67-119		
Batch number: 07176A02B	Sample number(s): 5088072							
TPH-GRO - Soils	N.D. 1.0	mg/kg	93			67-119		
Batch number: 07178659801A	Sample number(s): 5088065-5088072							
HEM-SGT-Solids	N.D. 580.	mg/kg	135			79-139		
Batch number: A071761AA	Sample number(s): 5088065-5088071							
Methyl Tertiary Butyl Ether	N.D. 0.0005	mg/kg	107			72-117		
di-Isopropyl ether	N.D. 0.001	mg/kg	98			72-120		
Ethyl t-butyl ether	N.D. 0.001	mg/kg	99			72-115		
t-Amyl methyl ether	N.D. 0.001	mg/kg	99			73-116		

*- Outside of specification

- (1) The result for one or both determinations was less than five times the LOQ.
- (2) The background result was more than four times the spike added.

Quality Control Summary

 Client Name: ChevronTexaco
 Reported: 07/06/07 at 04:45 PM

Group Number: 1043971

Laboratory Compliance Quality Control

<u>Analysis Name</u>	<u>Blank Result</u>	<u>Blank MDL</u>	<u>Report Units</u>	<u>LCS %REC</u>	<u>LCSD %REC</u>	<u>LCS/LCSD Limits</u>	<u>RPD</u>	<u>RPD Max</u>
t-Butyl alcohol	N.D.	0.020	mg/kg	103		52-153		
Benzene	N.D.	0.0005	mg/kg	107		84-115		
1,2-Dichloroethane	N.D.	0.001	mg/kg	117		76-126		
Toluene	N.D.	0.001	mg/kg	108		81-116		
1,2-Dibromoethane	N.D.	0.001	mg/kg	98		77-114		
Ethylbenzene	N.D.	0.001	mg/kg	112		82-115		
Xylene (Total)	N.D.	0.001	mg/kg	107		82-117		
Batch number: B071771AA	Sample number(s): 5088072							
Methyl Tertiary Butyl Ether	N.D.	0.0005	mg/kg	105		72-117		
di-Isopropyl ether	N.D.	0.001	mg/kg	97		72-120		
Ethyl t-butyl ether	N.D.	0.001	mg/kg	96		72-115		
t-Amyl methyl ether	N.D.	0.001	mg/kg	102		73-116		
t-Butyl alcohol	N.D.	0.020	mg/kg	102		52-153		
Benzene	N.D.	0.0005	mg/kg	103		84-115		
1,2-Dichloroethane	N.D.	0.001	mg/kg	116		76-126		
Toluene	N.D.	0.001	mg/kg	104		81-116		
1,2-Dibromoethane	N.D.	0.001	mg/kg	107		77-114		
Ethylbenzene	N.D.	0.001	mg/kg	102		82-115		
Xylene (Total)	N.D.	0.001	mg/kg	100		82-117		

Sample Matrix Quality Control

 Unspiked (UNSPK) = the sample used in conjunction with the matrix spike
 Background (BKG) = the sample used in conjunction with the duplicate

<u>Analysis Name</u>	<u>MS %REC</u>	<u>MSD %REC</u>	<u>MS/MSD Limits</u>	<u>RPD</u>	<u>RPD MAX</u>	<u>BKG Conc</u>	<u>DUP Conc</u>	<u>DUP RPD</u>	<u>Dup RPD Max</u>
Batch number: 071740004A	Sample number(s): 5088065-5088072 UNSPK: 5088065								
PCB-1016	86	90	45-125	4	50				
PCB-1260	87	89	62-130	2	50				
Batch number: 07174SLA026	Sample number(s): 5088065-5088072 UNSPK: P087712								
Phenol	104	98	36-135	6	30				
2-Chlorophenol	99	93	48-125	6	30				
1,4-Dichlorobenzene	90	85	42-118	5	30				
N-Nitroso-di-n-propylamine	104	99	35-133	5	30				
1,2,4-Trichlorobenzene	84	82	54-118	3	30				
4-Chloro-3-methylphenol	100	98	48-135	2	30				
Acenaphthene	95	90	48-129	6	30				
4-Nitrophenol	74	75	5-165	1	30				
2,4-Dinitrotoluene	87	85	44-138	2	30				
Pentachlorophenol	39	43	5-140	8	30				
Pyrene	92	87	28-155	5	30				
2-Nitrophenol	86	89	36-146	3	30				
2,4-Dimethylphenol	88	86	43-135	2	30				
2,4-Dichlorophenol	93	88	35-138	5	30				
2,4,6-Trichlorophenol	92	87	27-149	5	30				
2,4-Dinitrophenol	0*	0*	20-152	0	30				
4,6-Dinitro-2-methylphenol	13	13	5-156	1	30				
N-Nitrosodimethylamine	86	83	43-113	3	30				
bis(2-Chloroethyl) ether	87	85	41-122	3	30				
1,3-Dichlorobenzene	86	81	41-117	5	30				

*- Outside of specification

- (1) The result for one or both determinations was less than five times the LOQ.
- (2) The background result was more than four times the spike added.

Quality Control Summary

 Client Name: ChevronTexaco
 Reported: 07/06/07 at 04:45 PM

Group Number: 1043971

Sample Matrix Quality Control

 Unspiked (UNSPK) = the sample used in conjunction with the matrix spike
 Background (BKG) = the sample used in conjunction with the duplicate

Analysis Name	MS %REC	MSD %REC	MS/MSD Limits	RPD RPD	RPD MAX	BKG Conc	DUP Conc	DUP RPD	Dup RPD Max
1,2-Dichlorobenzene	88	84	40-117	5	30				
bis(2-Chloroisopropyl) ether	73	72	45-146	3	30				
Hexachloroethane	85	80	31-125	7	30				
Nitrobenzene	89	86	38-136	3	30				
Isophorone	80	78	31-122	3	30				
bis(2-Chloroethoxy)methane	90	85	50-137	5	30				
Naphthalene	90	86	33-137	5	30				
Hexachlorobutadiene	83	82	45-129	2	30				
Hexachlorocyclopentadiene	45	45	5-154	0	30				
2-Chloronaphthalene	68	62	42-110	9	30				
Acenaphthylene	95	89	45-144	7	30				
Dimethylphthalate	92	83	46-131	8	30				
2,6-Dinitrotoluene	95	88	50-132	9	30				
Fluorene	98	92	30-146	6	30				
4-Chlorophenyl-phenylether	92	84	50-128	8	30				
Diethylphthalate	95	88	49-128	7	30				
N-Nitrosodiphenylamine	94	91	46-150	4	30				
4-Bromophenyl-phenylether	91	85	52-136	7	30				
Hexachlorobenzene	91	85	45-138	6	30				
Phenanthrene	95	90	4-176	5	30				
Anthracene	94	89	17-161	5	30				
Di-n-butylphthalate	98	93	49-128	5	30				
Fluoranthene	88	84	23-142	5	30				
Butylbenzylphthalate	98	90	46-138	7	30				
Benzo(a)anthracene	93	90	22-158	3	30				
Chrysene	95	88	19-158	8	30				
3,3'-Dichlorobenzidine	9	9	3-142	8	30				
bis(2-Ethylhexyl)phthalate	109	92	33-148	6	30				
Di-n-octylphthalate	106	95	38-147	10	30				
Benzo(b)fluoranthene	89	85	12-165	5	30				
Benzo(k)fluoranthene	79	72	21-154	9	30				
Benzo(a)pyrene	85	78	25-154	9	30				
Indeno(1,2,3-cd)pyrene	89	82	28-149	8	30				
Dibenz(a,h)anthracene	97	89	36-151	9	30				
Benzo(g,h,i)perylene	89	83	28-148	7	30				
Aniline	44	42	5-162	5	30				
Benzyl alcohol	97	91	57-117	6	30				
2-Methylphenol	95	91	39-129	5	30				
4-Methylphenol	91	88	36-136	3	30				
4-Chloroaniline	49	46	2-130	6	30				
2-Methylnaphthalene	94	90	39-127	5	30				
2,4,5-Trichlorophenol	91	84	23-142	8	30				
2-Nitroaniline	102	93	45-139	9	30				
3-Nitroaniline	66	60	27-140	10	30				
Dibenzofuran	95	89	37-135	7	30				
4-Nitroaniline	86	74	22-129	16	30				
Benzoic acid	61	70	5-173	9	30				

 Batch number: 071760005A
 TPH-DRO by 8015B w/Silica Gel

 Sample number(s): 5088065-5088072 BKG: 5088065
 N.D. N.D. 0 (1) 20

 Batch number: 071765708003
 Cadmium

 Sample number(s): 5088065-5088072 UNSPK: P087287 BKG: P087287
 98 96 75-125 2 20 0.254 0.357 34* (1) 20

*- Outside of specification

- (1) The result for one or both determinations was less than five times the LOQ.
- (2) The background result was more than four times the spike added.

Quality Control Summary

 Client Name: ChevronTexaco
 Reported: 07/06/07 at 04:45 PM

Group Number: 1043971

Sample Matrix Quality Control

 Unspiked (UNSPK) = the sample used in conjunction with the matrix spike
 Background (BKG) = the sample used in conjunction with the duplicate

Analysis Name	MS %REC	MSD %REC	MS/MSD Limits	RPD RPD	RPD MAX	BKG Conc	DUP Conc	DUP RPD	Dup RPD Max
Chromium	101	106	75-125	2	20	22.3	25.1	12	20
Lead	86	80	75-125	5	20	4.59	2.79	49* (1)	20
Nickel	105	95	75-125	6	20	22.3	25.0	12	20
Zinc	117	87	75-125	19	20	29.4	26.1	12	20

 Batch number: 07176A02A Sample number(s): 5088065-5088071 UNSPK: P081763
 TPH-GRO - Soils 74 84 39-118 12 30

 Batch number: 07176A02B Sample number(s): 5088072 UNSPK: P081763
 TPH-GRO - Soils 74 84 39-118 12 30

 Batch number: 07178659801A Sample number(s): 5088065-5088072 UNSPK: 5088070 BKG: 5088070
 HEM-SGT-Solids 159* 178* 75-125 7 20 3,000. 4,100. 28* (1) 20

 Batch number: A071761AA Sample number(s): 5088065-5088071 UNSPK: P087641
 Methyl Tertiary Butyl Ether 105 94 47-130 10 30
 di-Isopropyl ether 88 88 58-113 0 30
 Ethyl t-butyl ether 94 91 60-112 3 30
 t-Amyl methyl ether 95 91 63-112 5 30
 t-Butyl alcohol 105 107 51-134 2 30
 Benzene 92 91 59-120 1 30
 1,2-Dichloroethane 123 117 62-130 5 30
 Toluene 90 90 38-131 0 30
 1,2-Dibromoethane 94 91 66-108 3 30
 Ethylbenzene 98 97 54-116 1 30
 Xylene (Total) 96 94 44-127 2 30

 Batch number: B071771AA Sample number(s): 5088072 UNSPK: P087990
 Methyl Tertiary Butyl Ether 97 91 47-130 7 30
 di-Isopropyl ether 88 86 58-113 4 30
 Ethyl t-butyl ether 88 84 60-112 7 30
 t-Amyl methyl ether 92 85 63-112 9 30
 t-Butyl alcohol 87 89 51-134 1 30
 Benzene 85 83 59-120 4 30
 1,2-Dichloroethane 110 104 62-130 7 30
 Toluene 78 78 38-131 1 30
 1,2-Dibromoethane 97 90 66-108 9 30
 Ethylbenzene 82 83 54-116 1 30
 Xylene (Total) 81 80 44-127 2 30

Surrogate Quality Control

Surrogate recoveries which are outside of the QC window are confirmed unless attributed to dilution or otherwise noted on the Analysis Report.

Analysis Name: PCBs in Solids

Batch number: 071740004A

Tetrachloro-m-xylene

Decachlorobiphenyl

5088065 96

106

*- Outside of specification

- (1) The result for one or both determinations was less than five times the LOQ.
- (2) The background result was more than four times the spike added.

Quality Control Summary

Client Name: ChevronTexaco
Reported: 07/06/07 at 04:45 PM

Group Number: 1043971

Surrogate Quality Control

5088066	95	102
5088067	94	101
5088068	92	82
5088069	89	89
5088070	95	89
5088071	95	91
5088072	97	86
Blank	99	105
LCS	102	109
MS	97	102
MSD	101	107

Limits: 53-139 53-142

Analysis Name: TCL SW846 Semivolatiles Soil

Batch number: 07174SLA026

	Phenol-d6	2-Fluorophenol	2,4,6-Tribromophenol	Nitrobenzene-d5
5088065	101	106	75	87
5088066	99	102	73	86
5088067	93	95	65	82
5088068	59	58	56	53
5088069	96	96	86	86
5088070	93	90	83	80
5088071	98	97	89	87
5088072	91	90	85	82
Blank	89	90	82	84
LCS	92	90	91	87
MS	99	99	89	88
MSD	95	94	84	86

Limits: 45-120 44-124 37-141 47-128

	2-Fluorobiphenyl	Terphenyl-d14
5088065	84	91
5088066	85	92
5088067	78	86
5088068	55	57
5088069	83	88
5088070	80	85
5088071	85	92
5088072	80	83
Blank	85	85
LCS	85	83
MS	88	92
MSD	83	86

Limits: 55-123 51-158

Analysis Name: TPH-DRO by 8015B w/Silica Gel

Batch number: 071760005A
Orthoterphenyl

5088065	90
5088066	91
5088067	90
5088068	60

*- Outside of specification

- (1) The result for one or both determinations was less than five times the LOQ.
- (2) The background result was more than four times the spike added.

Quality Control Summary

Client Name: ChevronTexaco
Reported: 07/06/07 at 04:45 PM

Group Number: 1043971

Surrogate Quality Control

5088069 84
5088070 94
5088071 89
5088072 77
Blank 100
DUP 94
LCS 110
LCSD 109

Limits: 59-129

Analysis Name: TPH-GRO - Soils
Batch number: 07176A02A
Trifluorotoluene-F

5088065 104
5088066 107
5088067 95
5088068 107
5088069 11*
5088070 3*
5088071 106
Blank 103
LCS 110
MS 91
MSD 97

Limits: 61-122

Analysis Name: TPH-GRO - Soils
Batch number: 07176A02B
Trifluorotoluene-F

5088072 2*
Blank 96
LCS 110
MS 91
MSD 97

Limits: 61-122

Analysis Name: BTEX+5 Oxygenates+EDC+EDB
Batch number: A071761AA

	Dibromofluoromethane	1,2-Dichloroethane-d4	Toluene-d8	4-Bromofluorobenzene
5088065	104	87	94	91
5088066	103	86	94	91
5088067	107	91	93	93
5088068	110	98	94	92
5088069	106	87	94	91
5088070	109	87	98	86
5088071	106	86	93	92
Blank	101	92	95	92
LCS	99	85	96	94
MS	103	85	98	99
MSD	103	86	98	98

Limits: 71-114 70-109 70-123 70-111

*- Outside of specification

- (1) The result for one or both determinations was less than five times the LOQ.
- (2) The background result was more than four times the spike added.

Quality Control Summary

Client Name: ChevronTexaco
Reported: 07/06/07 at 04:45 PM

Group Number: 1043971

Surrogate Quality Control

Analysis Name: BTEX+5 Oxygenates+EDC+EDB
Batch number: B071771AA

	Dibromofluoromethane	1,2-Dichloroethane-d4	Toluene-d8	4-Bromofluorobenzene
5088072	109	105	109	81
Blank	105	102	101	87
LCS	105	100	105	92
MS	109	98	105	97
MSD	108	97	106	96
Limits:	71-114	70-109	70-123	70-111

*- Outside of specification

- (1) The result for one or both determinations was less than five times the LOQ.
- (2) The background result was more than four times the spike added.

Chevron California Region Analysis Request/Chain of Custody

244052



RUSH

For Lancaster Laboratories use only
 Acct. #: 10880 Sample #: 5088065-72 SCR#:

C# 1043971

Facility #: 30-7233 A1L
 Site Address: 2259 FIRST ST., LIVERMORE
 Chevron PM: SATYA SINHA Lead Consultant: CRA
 Consultant/Office: EMERYVILLE
 Consultant Prj. Mgr.: BOB FESS C. EVANS
 Consultant Phone #: 510-420-3350 Fax #: 510-420-9170
 Sampler: J. HULL
 Service Order #: _____ Non SAR: _____

Analyses Requested

Preservation Codes	
Total Number of Containers BTEX + MTBE 8260 <input type="checkbox"/> TPH 8015 MOD GRO TPH 8015 MOD DRO <input checked="" type="checkbox"/> Silica Gel Cleanup 8260 full scan I Oxygenates 8260B Lead 7420 <input type="checkbox"/> TPH 0 + 9 8015M LUFT 5 metal 6010B SVOC, PCB, PAH, BNA by 8270	

Preservative Codes
 H = HCl T = Thiosulfate
 N = HNO₃ B = NaOH
 S = H₂SO₄ O = Other

J value reporting needed
 Must meet lowest detection limits possible for 8260 compounds

8021 MTBE Confirmation
 Confirm highest hit by 8260
 Confirm all hits by 8260
 Run ___ oxy's on highest hit
 Run ___ oxy's on all hits

Field Point Name	Matrix	Repeat Sample	Top Depth	Year Month Day	Time Collected	New Field Pt.	Grab	Composite	Total Number of Containers	BTEX + MTBE 8260	TPH 8015 MOD GRO	TPH 8015 MOD DRO <input checked="" type="checkbox"/> Silica Gel Cleanup	8260 full scan	I Oxygenates 8260B	Lead 7420	TPH 0 + 9 8015M	LUFT 5 metal 6010B	SVOC, PCB, PAH, BNA by 8270
EX107	S	No	7	07 06 20	1500	Yes	X		1	X	X	X		X	X	X	X	X
EX207	S		7	07 06 20	1505													
EX307	S		7	07 06 20	1507													
EX40B	S		8	07 06 20	1510													
EX50B	S		8	07 06 20	1515													
EX60B	S		8	07 06 20	1517													
PI05	S		5	07 06 20	1525													
EX409	S		9	07 06 20	1535													

Comments / Remarks
 Please email to:
 cevans@crworld.com
 jhull@crworld.com
 djglaze@crworld.com

please email EDF to:
 dohare@crworld.com

Chevron PM is
 Chester Bennett not
 Satya Sinha per Jan
 Hull - A. Miller 6/22/07

Turnaround Time Requested (TAT) (please circle)

STD. TAT 72 hour 48 hour
 24 hour 4 day 5 day

Data Package Options (please circle if required)

QC Summary Type I - Full
 Type VI (Raw Data) Coelt Deliverable not needed
 WIP (RWQCB)
 Disk

Relinquished by: <u>J. Hull</u>	Date: <u>6/21/07</u>	Time: <u>8:45</u>	Received by: <u>Thomas Wright</u>	Date: <u>6/21/07</u>	Time: <u>0845</u>	
Relinquished by: <u>Thomas Wright</u>	Date: <u>6/21/07</u>	Time: <u>1530</u>	Received by: <u>DHL</u>	Date: <u>6/21/07</u>	Time: <u>1530</u>	
Relinquished by:	Date:	Time:	Received by:	Date:	Time:	
Relinquished by Commercial Carrier: <u>DHL</u>	UPS	FedEx	Other	Received by: <u>Kathy Binkley</u>	Date: <u>6-22-07</u>	Time: <u>0945</u>
Temperature Upon Receipt: <u>1.3° - 4.6° C Range</u>	Custody Seals Intact? <u>Yes</u>			No		

Lancaster Laboratories Explanation of Symbols and Abbreviations

The following defines common symbols and abbreviations used in reporting technical data:

N.D.	none detected	BMQL	Below Minimum Quantitation Level
TNTC	Too Numerous To Count	MPN	Most Probable Number
IU	International Units	CP Units	cobalt-chloroplatinate units
umhos/cm	micromhos/cm	NTU	nephelometric turbidity units
C	degrees Celsius	F	degrees Fahrenheit
Cal	(diet) calories	lb.	pound(s)
meq	milliequivalents	kg	kilogram(s)
g	gram(s)	mg	milligram(s)
ug	microgram(s)	l	liter(s)
ml	milliliter(s)	ul	microliter(s)
m3	cubic meter(s)	fib >5 um/ml	fibers greater than 5 microns in length per ml
<	less than – The number following the sign is the <u>limit of quantitation</u> , the smallest amount of analyte which can be reliably determined using this specific test.		
>	greater than		
ppm	parts per million – One ppm is equivalent to one milligram per kilogram (mg/kg), or one gram per million grams. For aqueous liquids, ppm is usually taken to be equivalent to milligrams per liter (mg/l), because one liter of water has a weight very close to a kilogram. For gases or vapors, one ppm is equivalent to one microliter of gas per liter of gas.		
ppb	parts per billion		
Dry weight basis	Results printed under this heading have been adjusted for moisture content. This increases the analyte weight concentration to approximate the value present in a similar sample without moisture.		

U.S. EPA data qualifiers:

Organic Qualifiers	Inorganic Qualifiers
A TIC is a possible aldol-condensation product	B Value is <CRDL, but ≥IDL
B Analyte was also detected in the blank	E Estimated due to interference
C Pesticide result confirmed by GC/MS	M Duplicate injection precision not met
D Compound quantitated on a diluted sample	N Spike amount not within control limits
E Concentration exceeds the calibration range of the instrument	S Method of standard additions (MSA) used for calculation
J Estimated value	U Compound was not detected
N Presumptive evidence of a compound (TICs only)	W Post digestion spike out of control limits
P Concentration difference between primary and confirmation columns >25%	* Duplicate analysis not within control limits
U Compound was not detected	+ Correlation coefficient for MSA <0.995
X,Y,Z Defined in case narrative	

Analytical test results for methods listed on the laboratories' accreditation scope meet all requirements of NELAC unless otherwise noted under the individual analysis.

Tests results relate only to the sample tested. Clients should be aware that a critical step in a chemical or microbiological analysis is the collection of the sample. Unless the sample analyzed is truly representative of the bulk of material involved, the test results will be meaningless. If you have questions regarding the proper techniques of collecting samples, please contact us. We cannot be held responsible for sample integrity, however, unless sampling has been performed by a member of our staff. This report shall not be reproduced except in full, without the written approval of the laboratory.

WARRANTY AND LIMITS OF LIABILITY – In accepting analytical work, we warrant the accuracy of test results for the sample as submitted. THE FOREGOING EXPRESS WARRANTY IS EXCLUSIVE AND IS GIVEN IN LIEU OF ALL OTHER WARRANTIES, EXPRESSED OR IMPLIED. WE DISCLAIM ANY OTHER WARRANTIES, EXPRESSED OR IMPLIED, INCLUDING A WARRANTY OF FITNESS FOR PARTICULAR PURPOSE AND WARRANTY OF MERCHANTABILITY. IN NO EVENT SHALL LANCASTER LABORATORIES BE LIABLE FOR INDIRECT, SPECIAL, CONSEQUENTIAL, OR INCIDENTAL DAMAGES INCLUDING, BUT NOT LIMITED TO, DAMAGES FOR LOSS OF PROFIT OR GOODWILL REGARDLESS OF (A) THE NEGLIGENCE (EITHER SOLE OR CONCURRENT) OF LANCASTER LABORATORIES AND (B) WHETHER LANCASTER LABORATORIES HAS BEEN INFORMED OF THE POSSIBILITY OF SUCH DAMAGES. We accept no legal responsibility for the purposes for which the client uses the test results. No purchase order or other order for work shall be accepted by Lancaster Laboratories which includes any conditions that vary from the Standard Terms and Conditions of Lancaster Laboratories and we hereby object to any conflicting terms contained in any acceptance or order submitted by client.



McC Campbell Analytical, Inc.

"When Quality Counts"

1534 Willow Pass Road, Pittsburg, CA 94565-1701
Web: www.mccampbell.com E-mail: main@mccampbell.com
Telephone: 877-252-9262 Fax: 925-252-9269

Conestoga-Rovers & Associates 5900 Hollis St, Suite A Emeryville, CA 94608	Client Project ID: #307233-CE	Date Sampled: 06/20/07
		Date Received: 06/20/07
	Client Contact: Charlotte Evans	Date Reported: 06/21/07
	Client P.O.:	Date Completed: 06/21/07

WorkOrder: 0706539

June 21, 2007

Dear Charlotte:

Enclosed are:

- 1). the results of 1 analyzed sample from your **#307233-CE project**,
- 2). a QC report for the above sample
- 3). a copy of the chain of custody, and
- 4). a bill for analytical services.

All analyses were completed satisfactorily and all QC samples were found to be within our control limits.

If you have any questions please contact me. McC Campbell Analytical Laboratories strives for excellence in quality, service and cost. Thank you for your business and I look forward to working with you again.

Best regards,

Angela Rydclius, Lab Manager

CEH 0706539

RUSH

McCAMPBELL ANALYTICAL INC.

110 2nd AVENUE SOUTH, #D7
PACHECO, CA 94553-5569

Telephone: (925) 798-1620

Fax: (925) 798-1622

CHAIN OF CUSTODY RECORD

TURN AROUND TIME

RUSH 24 HR 48 HR 72 HR 5 DAY

EDF Required? Coelt (Normal) No Write On (DW) No

Report To: Charlotte Evans Bill To: CRA
 Company: Coveys - Kovers + Assoc.
5900 Hollis St. Ste A
Emeryville CA 94608 E-Mail: cevans@ecra-world.com
 Tele: (510) 420-0700 Fax: (510) 420-9170
 Project #: 307233 - CE Project Name: 307233 - CE
 Project Location: 259 First St. Livermore CA
 Sampler Signature: [Signature]

Analysis Request

Other

Comments

SAMPLE ID (Field Point Name)	LOCATION	SAMPLING		# Containers	Type Containers	MATRIX					METHOD PRESERVED						
		Date	Time			Water	Soil	Air	Sludge	Other	Ice	HCl	HNO ₃	Other			
Waste 2		10/27/07	1548	4	Flow	X					X						

BTEX & TPH as Gas (802/8020 + 801) SPMT/DE	<input type="checkbox"/>
TPH as Diesel (8015)	<input type="checkbox"/>
Total Petroleum Oil & Grease (5520 E/E/H&D)	<input checked="" type="checkbox"/>
Total Petroleum Hydrocarbons (4160) <u>GC/MS</u>	<input checked="" type="checkbox"/>
EPA 601 / 8010	<input type="checkbox"/>
BTEX ONLY (EPA 602 / 8020)	<input checked="" type="checkbox"/>
EPA 608 / 8080	<input type="checkbox"/>
EPA 608 / 8080 PCB's ONLY	<input type="checkbox"/>
EPA 624 / 8240 <u>GC/MS Full Scan</u>	<input checked="" type="checkbox"/>
EPA 625 / 8270 <u>Full Scan</u>	<input checked="" type="checkbox"/>
PAH's / PNA's by EPA 625 / 8270 / 8310	<input type="checkbox"/>
CAM-17 Metals	<input checked="" type="checkbox"/>
LUFT 5 Metals	<input type="checkbox"/>
Lead (3240/417239) <u>(8010)</u>	<input checked="" type="checkbox"/>
RCI	<input type="checkbox"/>

Make sure to report Lead 6010

emul results
 defuse @ covys
 CEVANS E-11
 phull @ -11
 Fax results
 After Jay @ DW
 408 433-9521

L-STRY includes
 TPHd
 TPHg
 TPHx
 Report
 10/27/07

Relinquished By: <u>[Signature]</u>	Date: <u>6/28</u>	Time: <u>1810</u>	Received By: <u>[Signature]</u>
Relinquished By:	Date:	Time:	Received By:
Relinquished By:	Date:	Time:	Received By:

ICE/PC R4

GOOD CONDITION <input checked="" type="checkbox"/>	PRESERVATION APPROPRIATE <input checked="" type="checkbox"/>	VOAS	Q&G	METALS	OTHER
HEAD SPACE ABSENT <input type="checkbox"/>	CONTAINERS <input type="checkbox"/>				
DECLORINATED IN LAB <input type="checkbox"/>	PERSERVED IN LAB <input type="checkbox"/>				

McC Campbell Analytical, Inc.



1534 Willow Pass Rd
Pittsburg, CA 94565-1701
(925) 252-9262

CHAIN-OF-CUSTODY RECORD

WorkOrder: 0706539 ClientID: CE TE

EDF Excel Fax Email HardCopy ThirdParty

Report to: Charlotte Evans
Conestoga-Rovers & Associates
5900 Hollis St, Suite A
Emeryville, CA 94608

Accounts Payable
Conestoga-Rovers & Associates
5900 Hollis St, Ste. A
Emeryville, CA 94608

Bill to

TEL: (510) 420-070
ProjectNo: #307233-CE
PO:

FAX: (510) 420-917

Requested TAT: 1 day

Date Received 06/20/2007
Date Printed: 06/20/2007

Sample ID	ClientSampleID	Matrix	Collection Date	Hold	Requested Tests (See legend below)														
					1	2	3	4	5	6	7	8	9	10	11	12			
0706539-001	Waste 1	Soil	6/20/07 3:48:00	<input type="checkbox"/>	A	A	A	A											

Test Legend:

1	8260B+7OXY_S	2	8270D_S	3	CAM17MS_S	4	G-MBTEX_S	5	
6		7		8		9		10	
11		12							

The following SampleID: 001A contains testgroup.

Prepared by: Melissa Valles

Comments: please cc: dglaze@crawworld.com, ihull@crawworld.com and fax to Jay (408) 433-9521

NOTE: Samples are discarded 60 days after results are reported unless other arrangements are made. Hazardous samples will be returned to client or disposed of at client expense.



McC Campbell Analytical, Inc.

"When Quality Counts"

1534 Willow Pass Road, Pittsburg, CA 94565-1701
Web: www.mccampbell.com E-mail: main@mccampbell.com
Telephone: 877-252-9262 Fax: 925-252-9269

Sample Receipt Checklist

Client Name: **Conestoga-Rovers & Associates**

Date and Time Received: **6/20/07 6:21:07 PM**

Project Name: **#307233-CE**

Checklist completed and reviewed by: **Melissa Valles**

WorkOrder N°: **0706539** Matrix Soil

Carrier: Client Drop-In

Chain of Custody (COC) Information

- Chain of custody present? Yes No
- Chain of custody signed when relinquished and received? Yes No
- Chain of custody agrees with sample labels? Yes No
- Sample IDs noted by Client on COC? Yes No
- Date and Time of collection noted by Client on COC? Yes No
- Sampler's name noted on COC? Yes No

Sample Receipt Information

- Custody seals intact on shipping container/cooler? Yes No NA
- Shipping container/cooler in good condition? Yes No
- Samples in proper containers/bottles? Yes No
- Sample containers intact? Yes No
- Sufficient sample volume for indicated test? Yes No

Sample Preservation and Hold Time (HT) Information

- All samples received within holding time? Yes No
- Container/Temp Blank temperature Cooler Temp: NA
- Water - VOA vials have zero headspace / no bubbles? Yes No No VOA vials submitted
- Sample labels checked for correct preservation? Yes No
- TTLIC Metal - pH acceptable upon receipt (pH<2)? Yes No NA

Client contacted:

Date contacted:

Contacted by:

Comments:



McC Campbell Analytical, Inc.

"When Quality Counts"

1534 Willow Pass Road, Pittsburg, CA 94565-1701
Web: www.mcccampbell.com E-mail: main@mcccampbell.com
Telephone: 877-252-9262 Fax: 925-252-9269

Conestoga-Rovers & Associates 5900 Hollis St, Suite A Emeryville, CA 94608	Client Project ID: #307233-CE	Date Sampled: 06/20/07
		Date Received: 06/20/07
	Client Contact: Charlotte Evans	Date Extracted: 06/20/07
	Client P.O.:	Date Analyzed 06/20/07

Volatiles Organics + Oxygenates by P&T and GC/MS (Basic Target List)*

Extraction Method: SW5030B

Analytical Method: SW8260B

Work Order: 0706539

Lab ID	0706539-001A						
Client ID	Waste 1						
Matrix	Soil						
Compound	Concentration *	DF	Reporting Limit	Compound	Concentration *	DF	Reporting Limit
Acetone	ND	1.0	0.05	Acrolein (Propenal)	ND	1.0	0.05
Acrylonitrile	ND	1.0	0.02	tert-Amyl methyl ether (TAME)	ND	1.0	0.005
Benzene	ND	1.0	0.005	Bromobenzene	ND	1.0	0.005
Bromochloromethane	ND	1.0	0.005	Bromodichloromethane	ND	1.0	0.005
Bromoform	ND	1.0	0.005	Bromomethane	ND	1.0	0.005
2-Butanone (MEK)	ND	1.0	0.02	t-Butyl alcohol (TBA)	ND	1.0	0.05
n-Butyl benzene	ND	1.0	0.005	sec-Butyl benzene	ND	1.0	0.005
tert-Butyl benzene	ND	1.0	0.005	Carbon Disulfide	ND	1.0	0.005
Carbon Tetrachloride	ND	1.0	0.005	Chlorobenzene	ND	1.0	0.005
Chloroethane	ND	1.0	0.005	2-Chloroethyl Vinyl Ether	ND	1.0	0.01
Chloroform	ND	1.0	0.005	Chloromethane	ND	1.0	0.005
2-Chlorotoluene	ND	1.0	0.005	4-Chlorotoluene	ND	1.0	0.005
Dibromochloromethane	ND	1.0	0.005	1,2-Dibromo-3-chloropropane	ND	1.0	0.005
1,2-Dibromoethane (EDB)	ND	1.0	0.005	Dibromomethane	ND	1.0	0.005
1,2-Dichlorobenzene	ND	1.0	0.005	1,3-Dichlorobenzene	ND	1.0	0.005
1,4-Dichlorobenzene	ND	1.0	0.005	Dichlorodifluoromethane	ND	1.0	0.005
1,1-Dichloroethane	ND	1.0	0.005	1,2-Dichloroethane (1,2-DCA)	ND	1.0	0.005
1,1-Dichloroethene	ND	1.0	0.005	cis-1,2-Dichloroethene	ND	1.0	0.005
trans-1,2-Dichloroethene	ND	1.0	0.005	1,2-Dichloropropane	ND	1.0	0.005
1,3-Dichloropropane	ND	1.0	0.005	2,2-Dichloropropane	ND	1.0	0.005
1,1-Dichloropropene	ND	1.0	0.005	cis-1,3-Dichloropropene	ND	1.0	0.005
trans-1,3-Dichloropropene	ND	1.0	0.005	Diisopropyl ether (DIPE)	ND	1.0	0.005
Ethanol	ND	1.0	0.25	Ethylbenzene	ND	1.0	0.005
Ethyl tert-butyl ether (ETBE)	ND	1.0	0.005	Freon 113	ND	1.0	0.1
Hexachlorobutadiene	ND	1.0	0.005	Hexachloroethane	ND	1.0	0.005
2-Hexanone	ND	1.0	0.005	Isopropylbenzene	ND	1.0	0.005
4-Isopropyl toluene	ND	1.0	0.005	Methanol	ND	1.0	2.5
Methyl-t-butyl ether (MTBE)	ND	1.0	0.005	Methylene chloride	ND	1.0	0.005
4-Methyl-2-pentanone (MIBK)	ND	1.0	0.005	Naphthalene	0.0076	1.0	0.005
Nitrobenzene	ND	1.0	0.1	n-Propyl benzene	ND	1.0	0.005
Styrene	ND	1.0	0.005	1,1,1,2-Tetrachloroethane	ND	1.0	0.005
1,1,2,2-Tetrachloroethane	ND	1.0	0.005	Tetrachloroethene	ND	1.0	0.005
Toluene	ND	1.0	0.005	1,2,3-Trichlorobenzene	ND	1.0	0.005
1,2,4-Trichlorobenzene	ND	1.0	0.005	1,1,1-Trichloroethane	ND	1.0	0.005
1,1,2-Trichloroethane	ND	1.0	0.005	Trichloroethene	ND	1.0	0.005
Trichlorofluoromethane	ND	1.0	0.005	1,2,3-Trichloropropane	ND	1.0	0.005
1,2,4-Trimethylbenzene	0.011	1.0	0.005	1,3,5-Trimethylbenzene	ND	1.0	0.005
Vinyl Chloride	ND	1.0	0.005	Xvlenes	ND	1.0	0.005

Surrogate Recoveries (%)

%SS1:	103	%SS2:	99
%SS3:	99		

Comments:

* water and vapor samples and all TCLP & SPLP extracts are reported in µg/L, soil/sludge/solid samples in mg/kg, wipe samples in µg/wipe, product/oil/non-aqueous liquid samples in mg/L.

ND means not detected above the reporting limit; N/A means analyte not applicable to this analysis.

surrogate diluted out of range or surrogate coelutes with another peak.

h) lighter than water immiscible sheen/product is present; i) liquid sample that contains greater than ~2 vol. % sediment; j) sample diluted due to high organic content.



McC Campbell Analytical, Inc.

"When Quality Counts"

1534 Willow Pass Road, Pittsburg, CA 94565-1701
Web: www.mcccampbell.com E-mail: main@mcccampbell.com
Telephone: 877-252-9262 Fax: 925-252-9269

Conestoga-Rovers & Associates 5900 Hollis St, Suite A Emeryville, CA 94608	Client Project ID: #307233-CE	Date Sampled: 06/20/07
		Date Received: 06/20/07
	Client Contact: Charlotte Evans	Date Extracted: 06/20/07
	Client P.O.:	Date Analyzed 06/21/07

Semi-Volatile Organics by GC/MS (Basic Target List)*

Extraction Method: SW3550C

Analytical Method: SW8270C

Work Order: 0706539

Lab ID		0706539-001A					
Client ID		Waste 1					
Matrix		Soil					
Compound	Concentration *	DF	Reporting Limit	Compound	Concentration *	DF	Reporting Limit
Acenaphthene	ND<1.6	5.0	0.33	Acenaphthylene	ND<1.6	5.0	0.33
Acetochlor	ND<1.6	5.0	0.33	Anthracene	ND<1.6	5.0	0.33
Benzidine	ND<8.0	5.0	1.6	Benzoic Acid	ND<8.0	5.0	1.6
Benzo(a)anthracene	ND<1.6	5.0	0.33	Benzo(b)fluoranthene	ND<1.6	5.0	0.33
Benzo(k)fluoranthene	ND<1.6	5.0	0.33	Benzo(g,h,i)perylene	ND<1.6	5.0	0.33
Benzo(a)pyrene	ND<1.6	5.0	0.33	Benzyl Alcohol	ND<3.3	5.0	0.66
1,1-Biphenyl	ND<1.6	5.0	0.33	Bis (2-chloroethoxy) Methane	ND<1.6	5.0	0.33
Bis (2-chloroethyl) Ether	ND<1.6	5.0	0.33	Bis (2-chloroisopropyl) Ether	ND<1.6	5.0	0.33
Bis (2-ethylhexyl) Phthalate	ND<1.6	5.0	0.33	4-Bromophenyl Phenyl Ether	ND<1.6	5.0	0.33
Butylbenzyl Phthalate	ND<1.6	5.0	0.33	4-Chloroaniline	ND<3.3	5.0	0.66
4-Chloro-3-methylphenol	ND<1.6	5.0	0.33	2-Chloronaphthalene	ND<1.6	5.0	0.33
2-Chlorophenol	ND<1.6	5.0	0.33	4-Chlorophenyl Phenyl Ether	ND<1.6	5.0	0.33
Chrysene	ND<1.6	5.0	0.33	Dibenzo(a,h)anthracene	ND<1.6	5.0	0.33
Dibenzofuran	ND<1.6	5.0	0.33	Di-n-butyl Phthalate	ND<1.6	5.0	0.33
1,2-Dichlorobenzene	ND<1.6	5.0	0.33	1,3-Dichlorobenzene	ND<1.6	5.0	0.33
1,4-Dichlorobenzene	ND<1.6	5.0	0.33	3,3-Dichlorobenzidine	ND<3.3	5.0	0.66
2,4-Dichlorophenol	ND<1.6	5.0	0.33	Diethyl Phthalate	ND<1.6	5.0	0.33
2,4-Dimethylphenol	ND<1.6	5.0	0.33	Dimethyl Phthalate	ND<1.6	5.0	0.33
4,6-Dinitro-2-methylphenol	ND<8.0	5.0	1.6	2,4-Dinitrophenol	ND<8.0	5.0	1.6
2,4-Dinitrotoluene	ND<1.6	5.0	0.33	2,6-Dinitrotoluene	ND<1.6	5.0	0.33
Di-n-octyl Phthalate	ND<1.6	5.0	0.33	1,2-Diphenylhydrazine	ND<1.6	5.0	0.33
Fluoranthene	ND<1.6	5.0	0.33	Fluorene	ND<1.6	5.0	0.33
Hexachlorobenzene	ND<1.6	5.0	0.33	Hexachlorobutadiene	ND<1.6	5.0	0.33
Hexachlorocyclopentadiene	ND<8.0	5.0	1.6	Hexachloroethane	ND<1.6	5.0	0.33
Indeno (1,2,3-cd) pyrene	ND<1.6	5.0	0.33	Isophorone	ND<1.6	5.0	0.33
2-Methylnaphthalene	ND<1.6	5.0	0.33	2-Methylphenol (o-Cresol)	ND<1.6	5.0	0.33
3 &/or 4-Methylphenol (m,p-Cresol)	ND<1.6	5.0	0.33	Naphthalene	ND<1.6	5.0	0.33
2-Nitroaniline	ND<8.0	5.0	1.6	3-Nitroaniline	ND<8.0	5.0	1.6
4-Nitroaniline	ND<8.0	5.0	1.6	Nitrobenzene	ND<1.6	5.0	0.33
2-Nitrophenol	ND<8.0	5.0	1.6	4-Nitrophenol	ND<8.0	5.0	1.6
N-Nitrosodiphenylamine	ND<1.6	5.0	0.33	N-Nitrosodi-n-propylamine	ND<1.6	5.0	0.33
Pentachlorophenol	ND<8.0	5.0	1.6	Phenanthrene	ND<1.6	5.0	0.33
Phenol	ND<1.6	5.0	0.33	Pyrene	ND<1.6	5.0	0.33
1,2,4-Trichlorobenzene	ND<1.6	5.0	0.33	2,4,5-Trichlorophenol	ND<1.6	5.0	0.33
2,4,6-Trichlorophenol	ND<1.6	5.0	0.33				

Surrogate Recoveries (%)

%SS1:	127	%SS2:	101
%SS3:	128	%SS4:	121
%SS5:	121	%SS6:	129

Comments: i

* water samples in µg/L, soil/sludge/solid samples in mg/kg, wipe samples in µg/wipe, product/oil/non-aqueous liquid samples and all TCLP & SPLP extracts are reported in mg/L.

ND means not detected above the reporting limit; N/A means analyte not applicable to this analysis.

#) surrogate diluted out of range; &) low or no surrogate due to matrix interference.

h) lighter than water immiscible sheen/product is present; i) liquid sample that contains greater than ~1 vol. % sediment; j) sample diluted due to high organic content/matrix interference; k) reporting limit raised due to insufficient sample amount; m) reporting limit raised due to matrix interference; r) results are reported on a dry weight basis.



McC Campbell Analytical, Inc.

"When Quality Counts"

1534 Willow Pass Road, Pittsburg, CA 94565-1701
Web: www.mcccampbell.com E-mail: main@mcccampbell.com
Telephone: 877-252-9262 Fax: 925-252-9269

Conestoga-Rovers & Associates 5900 Hollis St, Suite A Emeryville, CA 94608	Client Project ID: #307233-CE	Date Sampled: 06/20/07
		Date Received: 06/20/07
	Client Contact: Charlotte Evans	Date Extracted: 06/20/07
	Client P.O.:	Date Analyzed: 06/21/07

CAM / CCR 17 Metals*

Lab ID	0706539-001A				Reporting Limit for DF =1; ND means not detected above the reporting limit
Client ID	Waste 1				
Matrix	S				S W
Extraction Type	TTLIC				mg/Kg mg/L

ICP-MS Metals, Concentration*

Analytical Method: 6020A Extraction Method: SW3050B Work Order: 0706539

Dilution Factor	1			1	1
Antimony	0.75			0.5	NA
Arsenic	3.8			0.5	NA
Barium	160			5.0	NA
Beryllium	ND			0.5	NA
Cadmium	1.2			0.25	NA
Chromium	64			0.5	NA
Cobalt	12			0.5	NA
Copper	40			0.5	NA
Lead	1600			0.5	NA
Mercury	0.47			0.05	NA
Molybdenum	0.61			0.5	NA
Nickel	140			0.5	NA
Selenium	ND			0.5	NA
Silver	ND			0.5	NA
Thallium	ND			0.5	NA
Vanadium	26			0.5	NA
Zinc	450			5.0	NA
%SS:	104				

Comments

*water samples are reported in µg/L, product/oil/non-aqueous liquid samples and all TCLP / STLC / DISTLC / SPLP extracts are reported in mg/L, soil/sludge/solid samples in mg/kg, wipe samples in µg/wipe, filter samples in µg/filter.

means surrogate diluted out of range; ND means not detected above the reporting limit; N/A means not applicable to this sample or instrument.

i) aqueous sample containing greater than ~1 vol. % sediment; for DISSOLVED metals, this sample has been preserved prior to filtration; for TTLIC metals, a representative sediment-water mixture was digested; j) reporting limit raised due to insufficient sample amount; J) analyte detected below quantitation limits; k) reporting limit raised due to matrix interference; m) estimated value due to low/high surrogate recovery, caused by matrix interference; n) results are reported on a dry weight basis; p) see attached narrative.



McC Campbell Analytical, Inc.

"When Quality Counts"

1534 Willow Pass Road, Pittsburg, CA 94565-1701
Web: www.mcccampbell.com E-mail: main@mcccampbell.com
Telephone: 877-252-9262 Fax: 925-252-9269

Conestoga-Rovers & Associates 5900 Hollis St, Suite A Emeryville, CA 94608	Client Project ID: #307233-CE	Date Sampled: 06/20/07
		Date Received: 06/20/07
	Client Contact: Charlotte Evans	Date Extracted: 06/20/07
	Client P.O.:	Date Analyzed: 06/21/07

Gasoline Range (C6-C12) Volatile Hydrocarbons as Gasoline*

Extraction method SW5030B

Analytical methods SW8015Cm

Work Order: 0706539

Lab ID	Client ID	Matrix	TPH(g)	DF	% SS
001A	Waste 1	S	ND	1	95

Reporting Limit for DF =1; ND means not detected at or above the reporting limit	W	NA	NA
	S	1.0	mg/Kg

* water and vapor samples and all TCLP & SPLP extracts are reported in µg/L, soil/sludge/solid samples in mg/kg, wipe samples in µg/wipe, product/oil/non-aqueous liquid samples in mg/L.

cluttered chromatogram; sample peak coelutes with surrogate peak.

+The following descriptions of the TPH chromatogram are cursory in nature and McC Campbell Analytical is not responsible for their interpretation: a) unmodified or weakly modified gasoline is significant; b) heavier gasoline range compounds are significant(aged gasoline?); c) lighter gasoline range compounds (the most mobile fraction) are significant; d) gasoline range compounds having broad chromatographic peaks are significant; biologically altered gasoline?; e) TPH pattern that does not appear to be derived from gasoline (stoddard solvent / mineral spirit?); f) one to a few isolated non-target peaks present; g) strongly aged gasoline or diesel range compounds are significant; h) lighter than water immiscible sheen/product is present; i) liquid sample that contains greater than ~1 vol. % sediment; j) reporting limit raised due to high MTBE content; k) TPH pattern that does not appear to be derived from gasoline (aviation gas). m) no recognizable pattern; n) TPH(g) value derived using a client specified carbon range; o) results are reported on a dry weight basis; p) see attached narrative.



McC Campbell Analytical, Inc.

"When Quality Counts"

1534 Willow Pass Road, Pittsburg, CA 94565-1701

Web: www.mcccampbell.com E-mail: main@mcccampbell.com

Telephone: 877-252-9262 Fax: 925-252-9269

Conestoga-Rovers & Associates 5900 Hollis St, Suite A Emeryville, CA 94608	Client Project ID: #307233-CE	Date Sampled: 06/20/07
		Date Received: 06/20/07
	Client Contact: Charlotte Evans	Date Extracted: 06/20/07
	Client P.O.:	Date Analyzed 06/21/07

Diesel (C10-23) and Oil (C18+) Range Extractable Hydrocarbons as Diesel and Motor Oil*

Extraction method: SW3550C

Analytical methods: SW8015C

Work Order: 0706539

Lab ID	Client ID	Matrix	TPH(d)	TPH(mo)	DF	% SS
0706539-001A	Waste 1	S	230,g,b	2300	50	121

Reporting Limit for DF =1; ND means not detected at or above the reporting limit	W	NA	NA	ug/L
	S	1.0	5.0	mg/Kg

* water samples are reported in µg/L, wipe samples in µg/wipe, soil/solid/sludge samples in mg/kg, product/oil/non-aqueous liquid samples in mg/L, and all DISTLC / STLC / SPLP / TCLP extracts are reported in µg/L.

cluttered chromatogram resulting in coeluted surrogate and sample peaks, or; surrogate peak is on elevated baseline, or; surrogate has been diminished by dilution of original extract.

+The following descriptions of the TPH chromatogram are cursory in nature and McC Campbell Analytical is not responsible for their interpretation: a) unmodified or weakly modified diesel is significant; b) diesel range compounds are significant; no recognizable pattern; c) aged diesel? is significant; d) gasoline range compounds are significant; e) unknown medium boiling point pattern that does not appear to be derived from diesel (asphalt?); f) one to a few isolated peaks present; g) oil range compounds are significant; h) lighter than water immiscible sheen/product is present; i) liquid sample that contains greater than ~1 vol. % sediment; k) kerosene/kerosene range/jet fuel; l) bunker oil; m) fuel oil; n) stoddard solvent/mineral spirit; o) mineral oil; p) see attached narrative.



QC SUMMARY REPORT FOR SW8260B

W.O. Sample Matrix: Soil

QC Matrix: Soil

WorkOrder 0706539

EPA Method SW8260B	Extraction SW5030B			BatchID: 28697					Spiked Sample ID: 0706384-001B			
	Analyte	Sample	Spiked	MS	MSD	MS-MSD	LCS	LCSD	LCS-LCSD	Acceptance Criteria (%)		
	mg/Kg	mg/Kg	% Rec.	% Rec.	% RPD	% Rec.	% Rec.	% RPD	MS / MSD	RPD	LCS/LCSD	RPD
tert-Amyl methyl ether (TAME)	ND	0.050	100	104	4.25	98.1	97.6	0.557	70 - 130	30	70 - 130	30
Benzene	ND	0.050	93.3	97.4	4.32	99	95.2	3.91	70 - 130	30	70 - 130	30
t-Butyl alcohol (TBA)	ND	0.25	101	102	1.45	102	101	1.10	70 - 130	30	70 - 130	30
Chlorobenzene	ND	0.050	112	108	3.55	105	105	0	70 - 130	30	70 - 130	30
1,2-Dibromoethane (EDB)	ND	0.050	98.1	88.7	10.1	89.6	94.8	5.68	70 - 130	30	70 - 130	30
1,2-Dichloroethane (1,2-DCA)	ND	0.050	106	113	6.31	102	99.8	2.47	70 - 130	30	70 - 130	30
1,1-Dichloroethene	ND	0.050	104	100	3.75	92.3	87.6	5.25	70 - 130	30	70 - 130	30
Diisopropyl ether (DIPE)	ND	0.050	103	101	2.23	104	102	1.37	70 - 130	30	70 - 130	30
Ethanol	ND	2.5	105	104	1.30	102	108	5.38	70 - 130	30	70 - 130	30
Ethyl tert-butyl ether (ETBE)	ND	0.050	98.5	97.7	0.823	97	96.9	0.0970	70 - 130	30	70 - 130	30
Methanol	ND	12.5	100	101	0.965	102	100	1.28	70 - 130	30	70 - 130	30
Methyl-t-butyl ether (MTBE)	ND	0.050	104	104	0	101	104	2.60	70 - 130	30	70 - 130	30
Toluene	ND	0.050	104	94.3	10.1	98.2	100	1.75	70 - 130	30	70 - 130	30
Trichloroethene	ND	0.050	86.5	83.4	3.71	83	82.4	0.701	70 - 130	30	70 - 130	30
%SS1:	94	0.050	106	112	5.02	111	103	7.02	70 - 130	30	70 - 130	30
%SS2:	89	0.050	97	90	7.64	91	92	0.794	70 - 130	30	70 - 130	30
%SS3:	108	0.050	87	78	11.7	84	85	1.39	70 - 130	30	70 - 130	30

All target compounds in the Method Blank of this extraction batch were ND less than the method RL with the following exceptions:
NONE

BATCH 28697 SUMMARY

Sample ID	Date Sampled	Date Extracted	Date Analyzed	Sample ID	Date Sampled	Date Extracted	Date Analyzed
0706539-001A	06/20/07 3:48 PM	06/20/07	06/20/07 10:02 PM				

MS = Matrix Spike; MSD = Matrix Spike Duplicate; LCS = Laboratory Control Sample; LCSD = Laboratory Control Sample Duplicate; RPD = Relative Percent Deviation.

% Recovery = 100 * (MS-Sample) / (Amount Spiked); RPD = 100 * (MS - MSD) / ((MS + MSD) / 2).

* MS and / or MSD spike recoveries may not be near 100% or the RPDs near 0% if: a) the sample is inhomogenous AND contains significant concentrations of analyte relative to the amount spiked, or b) if that specific sample matrix interferes with spike recovery.

N/A = not enough sample to perform matrix spike and matrix spike duplicate.
NR = analyte concentration in sample exceeds spike amount for soil matrix or exceeds 2x spike amount for water matrix or sample diluted due to high matrix or analyte content.

Laboratory extraction solvents such as methylene chloride and acetone may occasionally appear in the method blank at low levels.



McC Campbell Analytical, Inc.

"When Quality Counts"

1534 Willow Pass Road, Pittsburg, CA 94565-1701
Web: www.mccampbell.com E-mail: main@mccampbell.com
Telephone: 877-252-9262 Fax: 925-252-9269

QC SUMMARY REPORT FOR SW8015C

W.O. Sample Matrix: Soil

QC Matrix: Soil

WorkOrder 0706539

EPA Method SW8015C	Extraction SW3550C			BatchID: 28800					Spiked Sample ID: 0706470-002A			
	Analyte	Sample	Spiked	MS	MSD	MS-MSD	LCS	LCSD	LCS-LCSD	Acceptance Criteria (%)		
	mg/Kg	mg/Kg	% Rec.	% Rec.	% RPD	% Rec.	% Rec.	% RPD	MS / MSD	RPD	LCS/LCSD	RPD
TPH(d)	3.2	20	101	102	1.01	107	107	0	70 - 130	30	70 - 130	30
%SS:	101	50	110	108	1.15	109	109	0	70 - 130	30	70 - 130	30

All target compounds in the Method Blank of this extraction batch were ND less than the method RL with the following exceptions:

NONE

BATCH 28800 SUMMARY

Sample ID	Date Sampled	Date Extracted	Date Analyzed	Sample ID	Date Sampled	Date Extracted	Date Analyzed
0706539-001A	06/20/07 3:48 PM	06/20/07	06/21/07 12:08 AM				

MS = Matrix Spike; MSD = Matrix Spike Duplicate; LCS = Laboratory Control Sample; LCSD = Laboratory Control Sample Duplicate; RPD = Relative Percent Deviation.

% Recovery = $100 * (MS - Sample) / (Amount Spiked)$; RPD = $100 * (MS - MSD) / ((MS + MSD) / 2)$.

MS / MSD spike recoveries and / or %RPD may fall outside of laboratory acceptance criteria due to one or more of the following reasons: a) the sample is inhomogenous AND contains significant concentrations of analyte relative to the amount spiked, or b) the spiked sample's matrix interferes with the spike recovery.

N/A = not enough sample to perform matrix spike and matrix spike duplicate.

NR = analyte concentration in sample exceeds spike amount for soil matrix or exceeds 2x spike amount for water matrix or sample diluted due to high matrix or analyte content.



QC SUMMARY REPORT FOR SW8270C

W.O. Sample Matrix: Soil

QC Matrix: Soil

WorkOrder 0706539

EPA Method SW8270C	Extraction SW3550C								BatchID: 28702		Spiked Sample ID: 0706348-021A			
	Analyte	Sample	Spiked	MS	MSD	MS-MSD	LCS	LCSD	LCS-LCSD	Acceptance Criteria (%)				
		mg/Kg	mg/Kg	% Rec.	% Rec.	% RPD	% Rec.	% Rec.	% RPD	MS / MSD	RPD	LCS/LCSD	RPD	
Acenaphthene	ND	2	62.9	62.6	0.558	65.2	66.2	1.42	30 - 130	30	30 - 130	30		
4-Chloro-3-methylphenol	ND	4	67.5	66.6	1.48	74.4	75.6	1.64	30 - 130	30	30 - 130	30		
2-Chlorophenol	ND	4	72.4	72.5	0.248	55.9	57	1.94	30 - 130	30	30 - 130	30		
1,4-Dichlorobenzene	ND	2	69.8	73.7	5.45	76	77.4	1.84	30 - 130	30	30 - 130	30		
2,4-Dinitrotoluene	ND	2	86.7	85.9	0.927	90.8	92.1	1.45	30 - 130	30	30 - 130	30		
4-Nitrophenol	ND	4	56.9	55.9	1.76	84.7	82.2	3.01	30 - 130	30	30 - 130	30		
N-Nitrosodi-n-propylamine	ND	2	71.7	72.5	1.04	74	74.1	0.135	30 - 130	30	30 - 130	30		
Pentachlorophenol	ND	4	78.3	77.2	1.41	59.7	63	5.28	30 - 130	30	30 - 130	30		
Phenol	ND	4	63.2	62.4	1.16	67.3	70	3.99	30 - 130	30	30 - 130	30		
Pyrene	ND	2	64.8	65.1	0.477	67.2	68.2	1.51	30 - 130	30	30 - 130	30		
1,2,4-Trichlorobenzene	ND	2	73.8	74.1	0.419	75.4	75.2	0.252	30 - 130	30	30 - 130	30		
%SS1:	89	200	87	89	1.51	78	70	9.74	30 - 130	30	30 - 130	30		
%SS2:	81	200	84	80	4.97	85	106	22.3	30 - 130	30	30 - 130	30		
%SS3:	83	200	86	86	0	87	87	0	30 - 130	30	30 - 130	30		
%SS4:	75	200	75	74	0.539	74	76	1.63	30 - 130	30	30 - 130	30		
%SS5:	80	200	77	71	7.47	88	90	1.88	30 - 130	30	30 - 130	30		
%SS6:	93	200	87	87	0	87	88	1.68	30 - 130	30	30 - 130	30		

All target compounds in the Method Blank of this extraction batch were ND less than the method RL with the following exceptions:
NONE

BATCH 28702 SUMMARY

Sample ID	Date Sampled	Date Extracted	Date Analyzed	Sample ID	Date Sampled	Date Extracted	Date Analyzed
0706539-001A	06/20/07 3:48 PM	06/20/07	06/21/07 11:21 AM				

MS = Matrix Spike; MSD = Matrix Spike Duplicate; LCS = Laboratory Control Sample; LCSD = Laboratory Control Sample Duplicate; RPD = Relative Percent Deviation.

% Recovery = 100 * (MS-Sample) / (Amount Spiked); RPD = 100 * (MS - MSD) / ((MS + MSD) / 2).

MS / MSD spike recoveries and / or %RPD may fall outside of laboratory acceptance criteria due to one or more of the following reasons: a) the sample is inhomogenous AND contains significant concentrations of analyte relative to the amount spiked, or b) the spiked sample's matrix interferes with the spike recovery.

N/A = not enough sample to perform matrix spike and matrix spike duplicate.

NR = analyte concentration in sample exceeds spike amount for soil matrix or exceeds 2x spike amount for water matrix or sample diluted due to high matrix or analyte content.



McC Campbell Analytical, Inc.

"When Quality Counts"

1534 Willow Pass Road, Pittsburg, CA 94565-1701
Web: www.mccampbell.com E-mail: main@mccampbell.com
Telephone: 877-252-9262 Fax: 925-252-9269

QC SUMMARY REPORT FOR 6020A

W.O. Sample Matrix: Soil

QC Matrix: Soil

WorkOrder: 0706539

EPA Method 6020A		Extraction SW3050B				BatchID: 28783			Spiked Sample ID 0706347-015A				
Analyte	Sample	Spiked	MS	MSD	MS-MSD	Spiked	LCS	LCSD	LCS-LCSD	Acceptance Criteria (%)			
	mg/Kg	mg/Kg	% Rec.	% Rec.	% RPD	mg/Kg	% Rec.	% Rec.	% RPD	MS / MSD	RPD	LCS/LCSD	RPD
Antimony	1.0	50	97.1	96.1	0.993	10	90.3	86.8	3.90	75 - 125	20	80 - 120	20
Arsenic	13	50	102	102	0	10	96	94.4	1.66	75 - 125	20	80 - 120	20
Barium	170	500	105	105	0	100	93.3	89.6	3.99	75 - 125	20	80 - 120	20
Beryllium	0.55	50	84.7	83.6	1.24	10	84	81.9	2.51	75 - 125	20	80 - 120	20
Cadmium	ND	50	96.4	95.7	0.788	10	90.7	87.9	3.12	75 - 125	20	80 - 120	20
Chromium	44	50	99.1	101	1.23	10	95.3	93.2	2.18	75 - 125	20	80 - 120	20
Cobalt	13	50	91	91.8	0.681	10	93	90.2	3.12	75 - 125	20	80 - 120	20
Copper	42	50	105	107	1.06	10	89.6	87.1	2.84	75 - 125	20	80 - 120	20
Lead	53	50	109	109	0	10	93.8	90.5	3.59	75 - 125	20	80 - 120	20
Mercury	0.22	1.25	94.7	93.9	0.716	0.25	88.9	91	2.27	75 - 125	20	80 - 120	20
Molybdenum	0.70	50	96	95.8	0.185	10	88	84.5	4.07	75 - 125	20	80 - 120	20
Nickel	43	50	106	108	0.724	10	93.7	91.6	2.30	75 - 125	20	80 - 120	20
Selenium	ND	50	96.5	97.4	0.879	10	91.6	91.3	0.361	75 - 125	20	80 - 120	20
Silver	ND	50	94.6	94.1	0.530	10	89.6	86.2	3.95	75 - 125	20	80 - 120	20
Thallium	ND	50	100	99.3	0.756	10	83.7	83	0.924	75 - 125	20	80 - 120	20
Vanadium	56	50	104	107	1.47	10	97.8	96	1.87	75 - 125	20	80 - 120	20
Zinc	100	500	101	102	0.801	100	91.2	88.1	3.42	75 - 125	20	80 - 120	20
%SS:	88	250	94	96	1.60	250	90	87	3.07	70 - 130	20	70 - 130	20

All target compounds in the Method Blank of this extraction batch were ND less than the method RL with the following exceptions:
NONE

BATCH 28783 SUMMARY

Sample ID	Date Sampled	Date Extracted	Date Analyzed	Sample ID	Date Sampled	Date Extracted	Date Analyzed
0706539-001A	06/20/07 3:48 PM	06/20/07	06/21/07 1:37 PM	0706539-001A	06/20/07 3:48 PM	06/20/07	06/21/07 1:45 PM

MS = Matrix Spike; MSD = Matrix Spike Duplicate; LCS = Laboratory Control Sample; LCSD = Laboratory Control Sample Duplicate; RPD = Relative Percent Deviation.

% Recovery = 100 * (MS-Sample) / (Amount Spiked); RPD = 100 * (MS - MSD) / ((MS + MSD) / 2).

MS / MSD spike recoveries and / or %RPD may fall outside of laboratory acceptance criteria due to one or more of the following reasons: a) the sample is inhomogenous AND contains significant concentrations of analyte relative to the amount spiked, or b) the spiked sample's matrix interferes with the spike recovery.

N/A = not applicable to this method.

NR = analyte concentration in sample exceeds spike amount for soil matrix or exceeds 2x spike amount for water matrix or sample diluted due to high matrix or analyte



McC Campbell Analytical, Inc.

"When Quality Counts"

1534 Willow Pass Road, Pittsburg, CA 94565-1701
Web: www.mccampbell.com E-mail: main@mccampbell.com
Telephone: 877-252-9262 Fax: 925-252-9269

QC SUMMARY REPORT FOR SW8021B/8015Cm

W.O. Sample Matrix: Soil

QC Matrix: Soil

WorkOrder 0706539

EPA Method SW8015Cm		Extraction SW5030B			BatchID: 28726			Spiked Sample ID: 0706375-001A				
Analyte	Sample	Spiked	MS	MSD	MS-MSD	LCS	LCSD	LCS-LCSD	Acceptance Criteria (%)			
	mg/Kg	mg/Kg	% Rec.	% Rec.	% RPD	% Rec.	% Rec.	% RPD	MS / MSD	RPD	LCS/LCSD	RPD
TPH(btex) ^f	ND	0.60	91.7	110	18.3	114	101	11.7	70 - 130	30	70 - 130	30
MTBE	ND	0.10	112	105	6.58	122	111	9.41	70 - 130	30	70 - 130	30
Benzene	ND	0.10	73.8	77.9	5.48	87.9	79.7	9.78	70 - 130	30	70 - 130	30
Toluene	ND	0.10	93.9	98.8	5.08	108	101	6.75	70 - 130	30	70 - 130	30
Ethylbenzene	ND	0.10	90.9	95.5	5.00	104	97.6	6.51	70 - 130	30	70 - 130	30
Xylenes	ND	0.30	100	107	6.45	113	110	2.99	70 - 130	30	70 - 130	30
%SS:	84	0.10	84	86	2.14	92	87	5.62	70 - 130	30	70 - 130	30

All target compounds in the Method Blank of this extraction batch were ND less than the method RL with the following exceptions:
NONE

BATCH 28726 SUMMARY

Sample ID	Date Sampled	Date Extracted	Date Analyzed	Sample ID	Date Sampled	Date Extracted	Date Analyzed
0706539-001A	06/20/07 3:48 PM	06/20/07	06/21/07 12:31 PM				

MS = Matrix Spike; MSD = Matrix Spike Duplicate; LCS = Laboratory Control Sample; LCSD = Laboratory Control Sample Duplicate; RPD = Relative Percent Deviation.

% Recovery = 100 * (MS-Sample) / (Amount Spiked); RPD = 100 * (MS - MSD) / ((MS + MSD) / 2).

MS / MSD spike recoveries and / or %RPD may fall outside of laboratory acceptance criteria due to one or more of the following reasons: a) the sample is inhomogenous AND contains significant concentrations of analyte relative to the amount spiked, or b) the spiked sample's matrix interferes with the spike recovery.

^f TPH(btex) = sum of BTEX areas from the FID.

cluttered chromatogram; sample peak coelutes with surrogate peak.

**McC Campbell Analytical, Inc.**

"When Quality Counts"

1534 Willow Pass Road, Pittsburg, CA 94565-1701
Web: www.mcccampbell.com E-mail: main@mcccampbell.com
Telephone: 877-252-9262 Fax: 925-252-9269

Conestoga-Rovers & Associates 5900 Hollis St, Suite A Emeryville, CA 94608	Client Project ID: #307233-CE	Date Sampled: 06/20/07
		Date Received: 06/20/07
	Client Contact: Charlotte Evans	Date Reported: 06/21/07
	Client P.O.:	Date Completed: 06/25/07

WorkOrder: 0706539

June 25, 2007

Dear Charlotte:

Enclosed are:

- 1). the results of 1 analyzed sample from your **#307233-CE project**,
- 2). a QC report for the above sample
- 3). a copy of the chain of custody, and
- 4). a bill for analytical services.

All analyses were completed satisfactorily and all QC samples were found to be within our control limits.

If you have any questions please contact me. McC Campbell Analytical Laboratories strives for excellence in quality, service and cost. Thank you for your business and I look forward to working with you again.

Best regards,

Angela Rydelius, Lab Manager

cefe 0706539

RUSH

McCAMPBELL ANALYTICAL INC.

110 2nd AVENUE SOUTH, #D7
PACHECO, CA 94553-5560

Telephone: (925) 798-1620

Fax: (925) 798-1622

CHAIN OF CUSTODY RECORD

TURN AROUND TIME

RUSH 24 HR 48 HR 72 HR 5 DAY

EDF Required? Coelt (Normal) No Write On (DW) No

Report To: Charlotte Evans Bill To: CPA
 Company: Concepcion - Rivers + Assoc
5900 Nollis St. Ste D
Emeryville CA 94606 E-Mail: ceva@ccra-world.com
 Tele: (510) 420-0700 Fax: (510) 420-9170
 Project #: 307233-CE Project Name: 307233-CE
 Project Location: 2259 First St Livermore CA
 Sampler Signature: [Signature]

Analysis Request Other Comments

SAMPLE ID (Field Point Name)	LOCATION	SAMPLING		# Containers	Type Containers	MATRIX					METHOD PRESERVED												
		Date	Time			Water	Soil	Air	Sludge	Other	Ice	HCl	HNO ₃	Other									
Waste 1		6/20/07	1548	4	3000L	X					X												

<input type="checkbox"/>	<input type="checkbox"/>	<input type="checkbox"/>	<input type="checkbox"/>	<input type="checkbox"/>	<input type="checkbox"/>	<input type="checkbox"/>	<input type="checkbox"/>	<input type="checkbox"/>	<input type="checkbox"/>	<input type="checkbox"/>	<input type="checkbox"/>	<input type="checkbox"/>	<input type="checkbox"/>	<input type="checkbox"/>	<input type="checkbox"/>	<input type="checkbox"/>	<input type="checkbox"/>	<input type="checkbox"/>	<input type="checkbox"/>	<input type="checkbox"/>	<input type="checkbox"/>	<input type="checkbox"/>	<input type="checkbox"/>	<input type="checkbox"/>
BTEX & TPH as Gas (602/8020 - 801.5)METH	TPH as Diesel (801.5)	Total Petroleum Oil & Grease (55.20 E&F(B&F))	Total Petroleum Hydrocarbons (APPT) 8015	EPA 601 / 8010	BTEX ONLY (EPA 602 / 8020)	EPA 608 / 8080	EPA 608 / 8080 PCB's ONLY	EPA 624 / 8240 (8200) Full Scan	EPA 625 / 8270 Full Scan	PAH's / PNA's by EPA 625 / 8270 / 8310	CAM-17 Metals	LUFT 5 Metals	Lead (42.40/44.21/23.7) (8010)	RCI	Page sent to report Lead 6/20	Notice added 6/21/07 24h	SIC To CR added 6/21/07 24h	E-mail results to dglaze@ccra-world.com	ceva@ccra-world.com	Shull@ccra-world.com	Express to Attn. Jay @ Dawn	408-433-9521		

→ TPH includes TPHd, TPHg, TPHa, TPHn, TPHo, TPHp, TPHq, TPHr, TPHs, TPHt, TPHu, TPHv, TPHw, TPHx, TPHy, TPHz

Relinquished By: <u>[Signature]</u>	Date: <u>6/20</u>	Time: <u>18:00</u>	Received By: <u>[Signature]</u>
Relinquished By:	Date:	Time:	Received By:
Relinquished By:	Date:	Time:	Received By:

ICEA 24h PRESERVATION APPROPRIATE CONTAINERS ✓
 GOOD CONDITION ✓ HEAD SPACE ABSENT ✓
 DECHLORINATED IN LAB _____ PRESERVED IN LAB _____

VOAS O&G METALS OTHER

McC Campbell Analytical, Inc.



1534 Willow Pass Rd
 Pittsburg, CA 94565-1701
 (925) 252-9262

CHAIN-OF-CUSTODY RECORD

WorkOrder: 070653 **A** ClientID: CETE

EDF Excel Fax Email HardCopy ThirdParty

Report to:

Charlotte Evans
 Conestoga-Rovers & Associates
 5900 Hollis St, Suite A
 Emeryville, CA 94608

Email:
 TEL: (510) 420-070 FAX: (510) 420-917
 ProjectNo: #307233-CE
 PO:

Bill to

Accounts Payable
 Conestoga-Rovers & Associates
 5900 Hollis St, Ste. A
 Emeryville, CA 94608

Requested TA 1 day

Date Receive 06/20/2007
 Date Add-On: 06/21/2007
 Date Printed: 06/22/2007

Sample ID	ClientSampID	Matrix	Collection Date	Hold	Requested Tests (See legend below)													
					1	2	3	4	5	6	7	8	9	10	11	12		
0706539-001	Waste 1	Soil	6/20/07 3:48:00	<input type="checkbox"/>	A	A												

Test Legend:

1	PB_TCLP_Soil	2	STLC_PBCR_Soil	3		4		5	
6		7		8		9		10	
11		12							

Prepared by: Melissa Valles

Comments: please cc:dglaize@croworld.com, ihull@croworld.com and fax to Jay (408) 433-9521/ Stlc Pb Cr and Telp Pb added 6/21/07 pre D.G

NOTE: Samples are discarded 60 days after results are reported unless other arrangements are made. Hazardous samples will be returned to client or disposed of at client expense.



McC Campbell Analytical, Inc.

"When Quality Counts"

1534 Willow Pass Road, Pittsburg, CA 94565-1701
 Web: www.mcccampbell.com E-mail: main@mcccampbell.com
 Telephone: 877-252-9262 Fax: 925-252-9269

Conestoga-Rovers & Associates 5900 Hollis St, Suite A Emeryville, CA 94608	Client Project ID: #307233-CE	Date Sampled: 06/20/07
		Date Received: 06/20/07
	Client Contact: Charlotte Evans	Date Extracted: 06/21/07-06/22/07
	Client P.O.:	Date Analyzed: 06/25/07

Lead by ICP*

Extraction method: SW1311 Analytical methods: SW6010C Work Order: 0706539

Lab ID	Client ID	Matrix	Extraction Type	Lead	DF	% SS
0706539-001A	Waste 1	S	TCLP	2.3	1	N/A

Reporting Limit for DF =1; ND means not detected at or above the reporting limit	W	TOTAL^	NA	µg/L
	S	TCLP	0.2	mg/L

*water samples are reported in µg/L, product/oil/non-aqueous liquid samples and all TCLP / STLC / DISTLC / SPLP extracts are reported in mg/L, soil/sludge/solid samples in mg/kg, wipe samples in µg/wipe, filter samples in µg/filter.

means surrogate diluted out of range; ND means not detected above the reporting limit; N/A means not applicable to this sample or instrument.

i) aqueous sample containing greater than ~1 vol. % sediment; for DISSOLVED metals, this sample has been preserved prior to filtration; for TTLC metals, a representative sediment-water mixture was digested; j) reporting limit raised due to insufficient sample amount; k) reporting limit raised due to matrix interference; m) estimated value due to low/high surrogate recovery, caused by matrix interference; n) results are reported on a dry weight basis; p) see attached narrative.

 Angela Rydelius, Lab Manager



McC Campbell Analytical, Inc.

"When Quality Counts"

1534 Willow Pass Road, Pittsburg, CA 94565-1701
 Web: www.mcccampbell.com E-mail: main@mcccampbell.com
 Telephone: 877-252-9262 Fax: 925-252-9269

Conestoga-Rovers & Associates 5900 Hollis St, Suite A Emeryville, CA 94608	Client Project ID: #307233-CE	Date Sampled: 06/20/07
		Date Received: 06/20/07
	Client Contact: Charlotte Evans	Date Extracted: 06/22/07-06/24/07
	Client P.O.:	Date Analyzed: 06/25/07

Lead & Chromium*

Extraction method: CA Title 22

Analytical methods: SW6010C

Work Order: 0706539

Lab ID	Client ID	Matrix	Extraction Type	Chromium	Lead	DF	% SS
001A	Waste 1	S	STLC	0.18	97	1	0

Reporting Limit for DF = 1; ND means not detected at or above the reporting limit	W	TOTAL^	NA	NA	NA
	S	STLC	0.05	0.2	mg/L

*water samples are reported in µg/L, product/oil/non-aqueous liquid samples and all TCLP / STLC / DISTLC / SPLP extracts are reported in mg/L, soil/sludge/solid samples in mg/kg, wipe samples in µg/wipe, filter samples in µg/filter.

means surrogate diluted out of range; ND means not detected above the reporting limit; N/A means not applicable to this sample or instrument.

i) aqueous sample containing greater than ~1 vol. % sediment; for DISSOLVED metals, this sample has been preserved prior to filtration; for TTLC metals, a representative sediment-water mixture was digested; j) reporting limit raised due to insufficient sample amount; k) reporting limit raised due to matrix interference; m) estimated value due to low/high surrogate recovery, caused by matrix interference; n) results are reported on a dry weight basis; p) see attached narrative.

AR Angela Rydelius, Lab Manager



QC SUMMARY REPORT FOR SW6010C

W.O. Sample Matrix: Soil

QC Matrix: Soil

WorkOrder: 0706539

EPA Method SW6010C		Extraction SW1311			BatchID: 28802			Spiked Sample ID: N/A				
Analyte	Sample	Spiked	MS	MSD	MS-MSD	LCS	LCSD	LCS-LCSD	Acceptance Criteria (%)			
	mg/L	mg/L	% Rec.	% Rec.	% RPD	% Rec.	% Rec.	% RPD	MS / MSD	RPD	LCS/LCSD	RPD
Lead	N/A	1	N/A	N/A	N/A	107	98.3	8.65	N/A	N/A	80 - 120	20

All target compounds in the Method Blank of this extraction batch were ND less than the method RL with the following exceptions:
NONE

BATCH 28802 SUMMARY

Sample ID	Date Sampled	Date Extracted	Date Analyzed	Sample ID	Date Sampled	Date Extracted	Date Analyzed
0706539-001A	06/20/07 3:48 PM	06/21/07	06/25/07 11:38 AM				

MS = Matrix Spike; MSD = Matrix Spike Duplicate; LCS = Laboratory Control Sample; LCSD = Laboratory Control Sample Duplicate; RPD = Relative Percent Deviation.
 % Recovery = 100 * (MS-Sample) / (Amount Spiked); RPD = 100 * (MS - MSD) / ((MS + MSD) / 2).
 MS / MSD spike recoveries and / or %RPD may fall outside of laboratory acceptance criteria due to one or more of the following reasons: a) the sample is inhomogenous AND contains significant concentrations of analyte relative to the amount spiked, or b) the spiked sample's matrix interferes with the spike recovery.
 N/A = not applicable to this method.
 NR = analyte concentration in sample exceeds spike amount for soil matrix or exceeds 2x spike amount for water matrix or sample diluted due to high matrix or analyte content.



McC Campbell Analytical, Inc.

"When Quality Counts"

1534 Willow Pass Road, Pittsburg, CA 94565-1701
Web: www.mccampbell.com E-mail: main@mccampbell.com
Telephone: 877-252-9262 Fax: 925-252-9269

QC SUMMARY REPORT FOR SW6010C

W.O. Sample Matrix: Soil

QC Matrix: Soil

WorkOrder: 0706539

EPA Method: SW6010C		Extraction: CA Title 22				BatchID: 28847			Spiked Sample ID: N/A			
Analyte	Sample	Spiked	MS	MSD	MS-MSD	LCS	LCSD	LCS-LCSD	Acceptance Criteria (%)			
	mg/L	mg/L	% Rec.	% Rec.	% RPD	% Rec.	% Rec.	% RPD	MS / MSD	RPD	LCS/LCSD	RPD
Chromium	N/A	1	N/A	N/A	N/A	102	101	0.689	N/A	N/A	80 - 120	20
Lead	N/A	1	N/A	N/A	N/A	104	102	2.04	N/A	N/A	80 - 120	20

All target compounds in the Method Blank of this extraction batch were ND less than the method RL with the following exceptions:
NONE

BATCH 28847 SUMMARY

Sample ID	Date Sampled	Date Extracted	Date Analyzed	Sample ID	Date Sampled	Date Extracted	Date Analyzed
0706539-001A	06/20/07 3:48 PM	06/22/07	06/25/07 2:18 PM				

MS = Matrix Spike; MSD = Matrix Spike Duplicate; LCS = Laboratory Control Sample; LCSD = Laboratory Control Sample Duplicate; RPD = Relative Percent Deviation.

% Recovery = $100 * (MS - Sample) / (Amount Spiked)$; RPD = $100 * (MS - MSD) / ((MS + MSD) / 2)$.

MS / MSD spike recoveries and / or %RPD may fall outside of laboratory acceptance criteria due to one or more of the following reasons: a) the sample is inhomogenous AND contains significant concentrations of analyte relative to the amount spiked, or b) the spiked sample's matrix interferes with the spike recovery.

N/A = not applicable to this method.

NR = analyte concentration in sample exceeds spike amount for soil matrix or exceeds 2x spike amount for water matrix or sample diluted due to high matrix or analyte content.

DHS ELAP Certification N° 1644

QA/QC Officer