

R02863  
SLIC CASE

---

# AEI CONSULTANTS





RO2863

April 14, 2006

Mr. Jerry Wickham  
Alameda County Environmental Health  
1131 Harbor Bay Parkway, Suite 250  
Alameda, CA 94502

RECEIVED

APR 17 2006

ENVIRONMENTAL HEALTH SERVICES

**Subject: Site Investigation Report**  
7272 San Ramon Boulevard  
Dublin, CA 94568  
AEI Project No. 115876  
ACEHS Toxics Case # RO000263

Dear Mr. Wickham:

Enclosed is the *Site Investigation Report* for the above-referenced subject property. A copy of the work plan has been sent to our client, Mr. Bruce Burrows of Main Street Properties.

If you have any questions regarding our findings presented in the report, please don't hesitate to contact me at (925) 283-6000 extension 132. You can notify me of the work plan's approval via phone, fax (925-283-6121) or email ([aangel@aeiconsultants.com](mailto:aangel@aeiconsultants.com)). Thanks.

Sincerely,

Adrian Angel  
Staff Geologist

April 14, 2006

**SITE INVESTIGATION REPORT**

7272 San Ramon Road  
Dublin, California

AEI Project No. 115876  
ACEHS Toxics Case # RO000263

Prepared For

Mr. Gabriel Chui  
c/o Bruce Burrows  
Main Street Properties  
985 Moraga Road  
Lafayette, California 94549

Prepared By

**AEI Consultants**  
2500 Camino Diablo, Suite 200  
Walnut Creek, California 94597  
(925) 283-6000

**AEI**

# TABLE OF CONTENTS

1.0 INTRODUCTION .....	1
2.0 BACKGROUND SUMMARY.....	1
3.0 GEOLOGY AND HYDROGEOLOGY .....	1
4.0 INVESTIGATION ACTIVITIES.....	2
4.1 Drilling.....	2
4.2 Soil Sampling and Analyses.....	3
4.3 Hydropunch™ Groundwater Sampling.....	3
4.4 Soil Vapor Sampling.....	4
4.5 Boring Destruction.....	4
4.6 Equipment Decontamination.....	4
4.7 Laboratory Analysis and Sample Storage.....	4
5.0 FINDINGS .....	5
5.1 Soil Sample Analytical Results.....	5
5.2 Groundwater Sample Analytical Results.....	5
5.3 Soil Vapor Sample Analytical Results.....	5
6.0 COMPARATIVE RISK EVALUATION .....	6
6.1 Contaminants of Concern .....	6
6.2 ESL Comparison.....	6
7.0 SUMMARY AND CONCLUSIONS .....	7
8.0 REFERENCES .....	8
9.0 SIGNATURES .....	9

## FIGURES

FIGURE 1	SITE LOCATION MAP
FIGURE 2	SITE PLAN – SOIL BORING LOCATIONS
FIGURE 3	SOIL ANALYTICAL DATA
FIGURE 4	A-ZONE GROUNDWATER ANALYTICAL DATA
FIGURE 5	B-ZONE GROUNDWATER ANALYTICAL DATA
FIGURE 6	SOIL VAPOR ANALYTICAL DATA
FIGURE 7	A-ZONE PCE ISOPLETH

## TABLES

TABLE 1	SOIL SAMPLE ANALYTICAL DATA
TABLE 2	GROUNDWATER SAMPLE ANALYTICAL DATA
TABLE 3	SOIL VAPOR SAMPLE ANALYTICAL DATA

## APPENDICES

A  
B

*SOIL BORING LOGS*

*LABORATORY ANALYSES WITH CHAIN OF CUSTODY DOCUMENTATION*

## 1.0 INTRODUCTION

AEI Consultants (AEI) conducted a soil and groundwater investigation for Crow Canyon Cleaners (Site) located at 7272 San Ramon Road in Dublin, California (Figure 1). The goal of the investigation was to assess the magnitude and extent of halogenated volatile organic compounds (HVOCs), particularly tetrachloroethylene (PCE), detected during a Phase II subsurface investigation performed in January 2005 at the subject property. AEI was retained by Main Street Properties to perform the following soil and groundwater investigation to comply with the Alameda County Environmental Health Services (ACEHS) request to further investigate impacted soil, soil vapor and groundwater at the site.

## 2.0 BACKGROUND SUMMARY

The subject property (hereinafter referred to as the "site" or "property") is one suite (7272 San Ramon Road) in a commercial building located on the west side of San Ramon Road. The site is located in a mixed residential/commercial area of Dublin, California.

AEI performed a *Phase I Environmental Site Assessment* (ESA) of the shopping center 7214-7300 San Ramon Road in December 2004. Historical resources and site reconnaissance revealed that one of the units of the building (7272 San Ramon Road) has been occupied by a dry-cleaning facility since 1988. The dry-cleaning and solvent storage areas are located in the back of the building; however, no information was known as to previous solvent storage areas. Based on the duration of dry-cleaning on the property, the ESA recommended that a subsurface investigation be performed to determine if a release of hazardous materials, particularly PCE, had impacted the subsurface. As of recent, the dry-cleaning facility has abandoned the use of HVOCs in exchange for petroleum-based solvents.

AEI performed a preliminary subsurface investigation at the property on January 27, 2005. A total of three (3) soil borings (SB-1 to SB-3) were advanced to a terminus depth of 12 feet below ground surface (bgs). Three shallow soil samples and three groundwater samples were analyzed for HVOCs by EPA Method 8260B. PCE was detected in all the soil and groundwater samples analyzed, up to 0.071 milligrams per kilogram (mg/kg) in soil and 22 micrograms per liter ( $\mu\text{g/L}$ ) in groundwater. In addition, TCE was detected in the groundwater up to 3.0  $\mu\text{g/L}$ . Please refer to AEI's *Phase II Subsurface Investigation Report* of the property, dated February 8, 2005, for more detailed information.

Based on the results of sampling, the ACEHS, in a letter dated August 30, 2005, requested that the release of HVOCs be investigated further.

## 3.0 GEOLOGY AND HYDROGEOLOGY

The United States Geology Survey (USGS) Contra Costa County Quaternary Geologic 1:100,000 (1997) and USGS Contra Costa County bedrock Geologic 1:75,000 (1994) maps were reviewed. The property sits on Holocene alluvial fan deposits overlying undivided Quaternary surficial

deposits. The area is generally characterized by fine to coarse grain unconsolidated sediments. The topographic map shows the property located at approximately 365 feet above mean sea level. The surface of the property is relatively flat.

The stratigraphy of the site encountered during drilling can be characterized by three units of soils; silty clay overlying sandy clay with interbedded sandy gravel. These units are illustrated on Figures 8 and 9, two fence diagrams across the site. Fence Diagram A-A' (Figure 8) provides a west-east profile of the subsurface. Fence Diagram B-B' (Figure 9) provides a south-north profile through the center of the dry-cleaning machine area. Please note that ground elevation north of the site building and landscaping is approximately 5 feet higher than ground elevation within the site building and its parking lot.

Two permeable, water-bearing zones were identified within the stratigraphic column to the total depth explored (30 feet bgs). Both aquifers were found within permeable sandy gravels. The upper water-bearing zone (A-Zone), approximately 2 feet thick, consists of sandy gravel and is typically encountered at a depth of approximately 10 feet bgs. The deeper water-bearing zone (B-Zone), approximately 1.5 foot thick, similarly consists of sandy gravel encountered at a depth of approximately 25 feet bgs. These two water-bearing zones are separated by an approximately 12 foot thick sandy clay. The results of groundwater samples collected from the two zones indicate that there may be some connectivity between the two zones, although contaminant concentrations are much lower in the B-zone. The clay appears to be somewhat of an effective barrier.

It has not been established if the two aquifer units are hydraulically connected or if the intervening lower permeability unit is an aquitard that restricts the vertical flow of shallow groundwater.

The topography of the area is relatively flat, but overall slopes to the east. An unnamed creek is located to the north which appears to be at a slightly lower elevation. Groundwater is expected to flow in a easterly or northerly direction.

#### **4.0 INVESTIGATION ACTIVITIES**

A soil boring drilling permit was obtained from Zone 7 Water Agency (Zone 7) in Alameda County prior to field activities. Underground Service Alert North was notified to identify and clear public utilities in the work area more than two working days prior to commencement of drilling.

##### **4.1 Drilling**

AEI advanced seven (7) soil borings throughout the subject property to further delineate the extent of the solvent release on February 2, 3, and 6, 2006. Outside of the site building, three of these borings (SB-4, SB-6, and SB-8) were continuously cored to a depth of approximately 30 feet bgs to identify and sample groundwater zones present. Once the water-bearing zones were been located, AEI used Hydropunch™ technology to discretely sample groundwater in these three locations and in two other locations (SB-5 and SB-7).

Inside the building, two borings (SB-9 and SB-10) were continuously cored to approximately 12 feet bgs for soil sampling and then hydropunched to collect groundwater samples. Soil boring locations (labeled SB-1 through SB-10) are shown on Figure 2.

Direct push drilling work was performed by Vironex, a California C57 licensed drilling contractor (C57 License # 705927). Soil borings outside of the site building were advanced with a limited-access Geoprobe™ 66DT track-mounted direct-push drilling rig. Inside soil borings were advanced using a limited access Geoprobe™ Badger direct-push drilling rig.

It should be noted that borings SB-6 and SB-7 were not able to be advanced in proposed locations approved by the ACEHS, as a public electrical utility line ran directly through these locations. The two borings were subsequently advanced approximately 14 feet north, the nearest possible drilling location in the sidewalk parallel to Amador Valley Road. Please refer to Appendix B for detailed logs of the borings, including depth of samples collected.

#### **4.2 Soil Sampling and Analyses**

Drilling, borehole logging, and sample collection were performed by AEI staff under the direction of an AEI California professional geologist. The borings were logged using the Unified Soil Classification System (USCS). Soil samples were screened in the field with sensory perceptions and a portable photo-ionization detector (PID) device. Selection of soil samples for laboratory analysis was based on field observations and PID measurements. Selected samples were sealed with Teflon tape and end caps, labeled with a unique identifier, entered onto chain of custody, and placed in a cooler with water-ice.

#### **4.3 Hydropunch™ Groundwater Sampling**

This sampling method operated by advancing 1 ¾ inch hollow push rods with the filter tip in a closed configuration to the base of the desired sampling interval. Once at the desired sample depth, the push rods were retracted; exposing the encased filter screen and allowing groundwater to infiltrate hydrostatically from the formation into the inlet screen. A check valve or peristaltic pump was then used for sample collection from tubing inserted through the rod. Upon completion of sample collection, the push rods and sampler, with the exception of the steel drop off tip were retrieved to the ground surface, were decontaminated and prepared for the next sampling event. Groundwater samples were collected into 40 ml volatile organic analysis (VOA) vials. The containers were sealed so that no head-space or air bubbles were visible within the containers and placed in a cooler with water-ice.



#### 4.4 Soil Vapor Sampling

A soil vapor survey was requested by ACEHS to investigate whether significant contaminant vapor concentrations exist in the shallow soils beneath the site. The purpose of the survey was to evaluate if PCE in soil and groundwater beneath the site is a potential concern for contaminant vapor intrusion into the site building and/or neighboring commercial spaces.

A total of three (3) vapor sampling locations were advanced (SB-4, SB-9, and SB-10); two inside the site building and one outside. Each vapor probe boring was advanced to approximately 5 feet bgs where a soil vapor sample was collected. Soil gas sampling procedures, and sample analyses was based on the *Advisory – Active Soil Gas Investigation*, January 28, 2005, issued by the Department of Toxic Substances Control (DTSC).

In order to obtain the soil gas samples, the temporary soil gas sampling probes were installed in the proposed locations. The vapor probe consists of hollow 3/4 inch stainless steel rods with an internally threaded bottom sub and sacrificial tip. At the desired depth, the rods were pulled back, dropping the sacrificial tip. The top of the borehole was sealed with a temporary seal of hydrated Bentonite and an appropriate leak detection compound utilized to check for leaks. A 1/4-inch disposable poly sampling line was then inserted inside the rods and screwed into the end sub. Air was then flushed from the rods prior to sample collection. Soil vapor samples were collected into 6-liter Summa canisters. In addition to the three vapor samples collected, a duplicate vapor sample was collected from boring SB-4, and a trip blank accompanied the soil vapor samples on the trip to the laboratory (Air Toxics Ltd.).

#### 4.5 Boring Destruction

Following groundwater sample collection, each boring was grouted with neat cement per applicable Alameda County and State of California guidelines.

#### 4.6 Equipment Decontamination

Sampling equipment, including sampling barrels, drilling rods, augers, and other equipment used to sample, were decontaminated between samples using a triple rinse system containing Alconox™ or similar detergent.

#### 4.7 Laboratory Analysis and Sample Storage

Laboratory analysis work was performed by California Department of Health Services certified laboratories following current EPA analytical methodologies. Soil and groundwater samples were transported to McCampbell Analytical (Department of Health Services Certification #01644) under chain of custody protocol for analyses. Soil vapor

samples were transported to Air Toxics Ltd. Laboratories (Department of Health Services Certification #02110) under chain of custody protocol.

All samples, excluding the vapor samples, were sealed and labeled immediately upon collection, and placed into a cooler with water ice. Selected soil and groundwater samples were analyzed for HVOCs by EPA Method 8260B. Soil vapor samples were analyzed for HVOCs by EPA Method TO-15. Analytical results and chain of custody documentation are included as Appendix B.

## 5.0 FINDINGS

### 5.1 Soil Sample Analytical Results

No HVOC analytes were detected exceeding laboratory reporting limits in any of the soil samples analyzed, with the exception of sample SB-10-8.5' containing PCE at a concentration of 0.013 mg/kg. Soil sample analytical data is summarized in Table 1.

### 5.2 Groundwater Sample Analytical Results

Groundwater samples were obtained from the two water-bearing zones in each of the seven borings advanced. Groundwater sample analytical data is summarized in Table 1, along with specific sampling interval. An A-Zone PCE Isocontour map is presented in Figure 7.

#### *Shallow Water-Bearing Zone (A-Zone) Analytical Results*

PCE was detected in groundwater samples SB-4-W-1, SB-9-W-1, and SB-10-W-1 at concentrations of 0.90 µg/L, 4.9 µg/L, and 23 µg/L, respectively.

No other HVOC analytes were detected exceeding laboratory reporting limits in the rest of the groundwater samples analyzed from the shallow zone.

#### *Deeper Water-Bearing Zone (B-Zone) Analytical Results*

PCE was detected in groundwater samples SB-4-W-2, SB-9-W-2, and SB-10-W-2 at concentrations of 0.56 µg/L, 0.50 µg/L, and 4.7 µg/L, respectively.

No other HVOC analytes were detected exceeding laboratory reporting limits in the rest of the groundwater samples analyzed from the deeper zone.

### 5.3 Soil Vapor Sample Analytical Results

PCE was detected in all three of the soil vapor samples, SB-4-V, SB-9-V, and SB-10-V at concentrations of 16,000 micrograms per cubic meter (µg/m<sup>3</sup>), 30 µg/m<sup>3</sup>, and 230 µg/m<sup>3</sup>, respectively. No other HVOCs were detected in the rest of the soil vapor samples. Soil

vapor analytical data is summarized in Table 3.

## 6.0 COMPARATIVE RISK EVALUATION

The following comparative risk evaluation has been made in an effort to help determine the potential risk posed by CVOCs in the soil, groundwater, and soil vapor. Site specific analytical data is compared with "Environmental Screening Level" values presented in the RWQCB document *Screening for Environmental Concerns at Sites with Contaminated Soil and Groundwater*, February 2005. The ESL comparison approach is considered adequate for this site as an initial screening level risk assessment.

### 6.1 Contaminants of Concern

The primary HVOCs detected in soil, groundwater, and soil vapor consist of PCE and TCE. Maximum concentrations of these contaminants are summarized in the following table.

Contaminant	Max. Detected in Groundwater / Location (µg/L)	Max. Detected in Soil / Location (mg/kg)	Max. Detected in Soil Vapor / Location (µg/m <sup>3</sup> )
PCE	23 / SB-10-W-1	0.071 / SB-2	16,000 / SB-4
TCE	3.0 / SB-3-5'	<0.005	<2.7

### 6.2 ESL Comparison

To evaluate possible risk posed to occupants of commercial and residential structures near the source area of the release, the maximum concentrations of PCE and TCE are compared against the ESLs for both drinking water and indoor air impacts. The HVOC contaminants present are volatile, therefore an evaluation of the potential for volatilization of these contaminants from groundwater and shallow soil into building spaces is considered. The ESL guidance document includes ESLs for vapor intrusion into buildings based on the *Johnson and Ettinger Model for Vapor Intrusion Into Buildings* (1991). This model is considered valid for the site as a first order evaluation. Groundwater ESLs based on this model are presented for both coarse and fine grained sediments in a 10 foot thick vadose zone. Based on boring logs, the fine grained model results are considered appropriate for shallow soils present at this site.

Contaminant	Maximum Detected (µg/L)	Drinking Water ESL (µg/L)	Volatilization ESL (Commercial Land Use)
PCE	23	5.0	1,700
TCE	3.0	5.0	6,900

\*From Tables E-1a, low to moderate permeability soils

Based on this comparison, maximum PCE concentrations at the site do not exceed ESLs for volatilization potential (Volatilization ESL) from groundwater for commercial use. ESLs for shallow soil gas are presented below:

Contaminant	Max. Detected / Location (µg/m3)	Commercial/Industrial Land Use ESL (µg/m3)
PCE	16,000 / SB-4-V-D	1,400
TCE	<2.7	NA

\*Shallow soil gas, Table E

The maximum site concentration for PCE (from SB-4) exceeds the ESL for soil gas in residential and commercial/industrial land use. It should be noted that the location of the maximum soil vapor concentration detected is outside of the building. Other soil vapor locations inside the building contained PCE concentrations well below the residential and commercial/industrial land use soil gas ESLs.

## 7.0 SUMMARY AND CONCLUSIONS

The goal of the investigation was to assess the magnitude and extent of halogenated volatile organic compounds (HVOCs), particularly tetrachloroethylene (PCE), detected during a Phase II subsurface investigation performed in January 2005 at the subject property. Review of the site specific data collected so far indicates the following.

The release of PCE into the soil and groundwater was likely the result of surface spillage from the dry-cleaning machine. Based on analytical data, it is likely that buried utilities within the vicinity of the site provide preferential pathways for migration of contaminants. The high soil vapor concentration detected in boring SB-4, nearby the observed back-door sewer utility line, is possible evidence of this.

The lack of HVOCs in groundwater from borings SB-5 through SB-7, and more importantly down-gradient boring SB-8, indicate that the contamination plume appears to be limited. HVOCs appear to have impacted the A-Zone aquifer primarily and portions of the B-Zone aquifer, although the PCE concentrations detected in the B-zone are low. This indicates that the two water-bearing zones may have only limited connectivity.

Although one of the soil vapor samples had a high concentration of PCE, it was located outside of the building and therefore does not appear to pose significant risk to building occupants.

The presence of a common PCE degradation product, TCE, detected around the dry-cleaning

machine indicates that active degradation by reductive dechlorination may be taking place. Vinyl Chloride or other degradation products were not detected during both investigations, suggesting that such breakdown is either slow or incomplete.

Based on apparently limited lateral and vertical extent and low concentrations of PCE in the groundwater, further investigation of groundwater does not appear necessary and the site should be considered eligible for low-risk case closure.

## 8.0 REFERENCES

AEI, *Phase I Environmental Site Assessment*, December 10, 2004

AEI *Phase II Subsurface Investigation Report*, February 8, 2005

Alameda County Environmental Health Services, File # RO000263, Letter dated August 30, 2005

United States Geology Survey (USGS) Contra Costa County Quaternary 1:100,000 Geologic Map (1997)

USGS Contra Costa County bedrock 1:75,000 Geologic Map (1994)

Department of Toxic Substances Control (DTSC) *Advisory – Active Soil Gas Investigation*, January 28, 2005


SF Bay California Regional Water Quality Control Board, *Screening For Environmental Concerns At Sites With Contaminated Soil And Groundwater*, February 2005

## 9.0 SIGNATURES

This report has been prepared by AEI on behalf of Main Street Properties to address the release of halogenated VOCs on the property located at 7272 San Ramon Road in the City of Dublin, Alameda County, California. The discussion rendered in this report was based on field investigations and laboratory testing of material samples. This report does not reflect subsurface variations that may exist between sampling points. These variations cannot be anticipated, nor could they be entirely accounted for, in spite of exhaustive additional testing. This report should not be regarded as a guarantee that no further contamination, beyond that which could have been detected within the scope of past investigations is present beneath the property or that all contamination present at the site will be identified, treated, or removed. Undocumented, unauthorized releases of hazardous material(s), the remains of which are not readily identifiable by visual inspection and/or are of different chemical constituents, are difficult and often impossible to detect within the scope of a chemical specific investigation and may or may not become apparent at a later time. All specified work was performed in accordance with generally accepted practices in environmental engineering, geology, and hydrogeology and were performed under the direction of appropriate registered professional(s).

Please contact either of the undersigned with any questions or comments at (925) 283-6000.


Sincerely,  
**AEI Consultants**



Adrian M. Angel  
Staff Geologist



Peter McIntyre, P.C.  
Project Manager



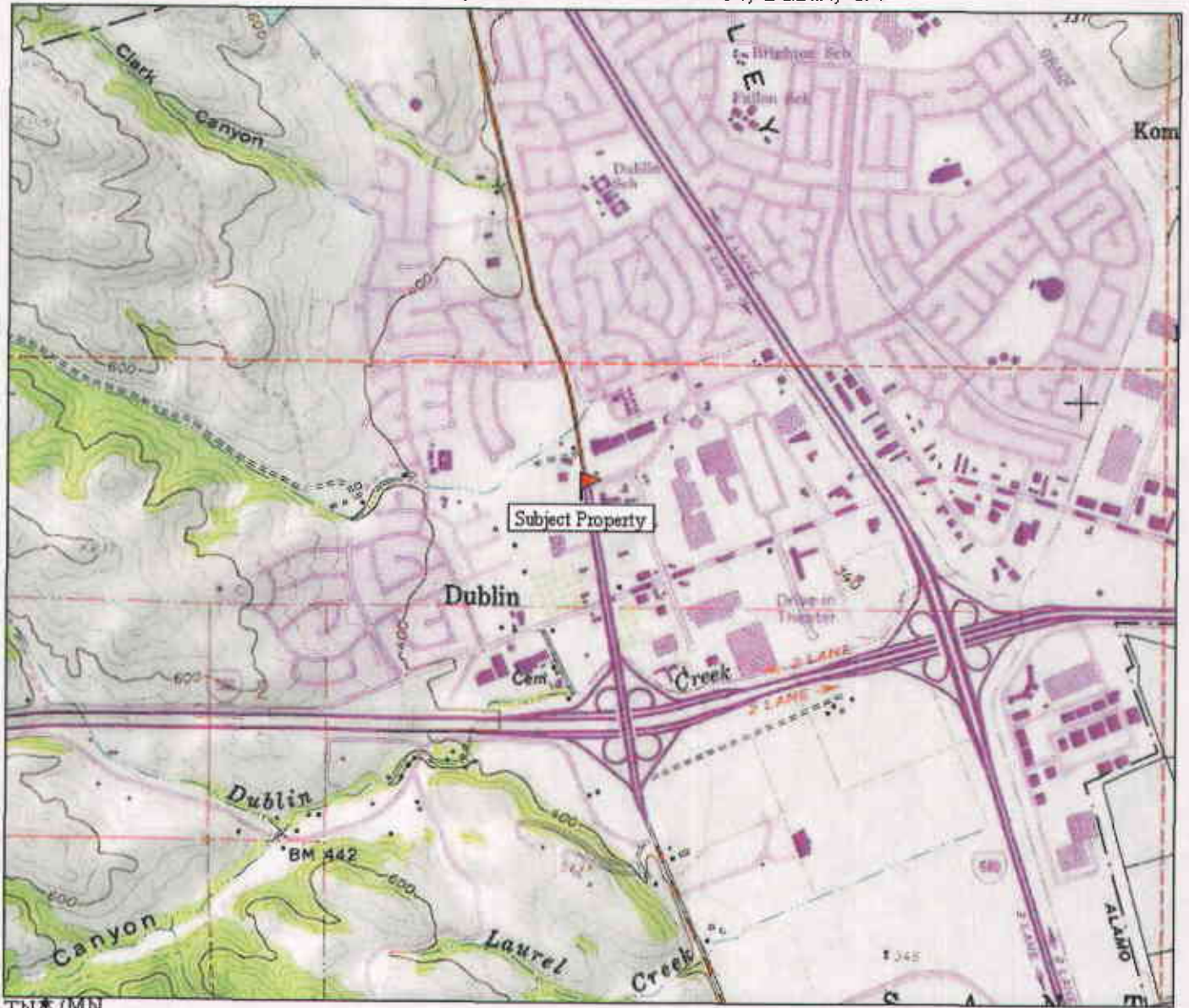
### Distribution:

Gaberiel Chui  
c/o Bruce Burrows  
Main Street Properties  
985 Moraga Road  
Lafayette, CA 94549

Alameda County Environmental Health Services (ACEHS)  
Attn: Mr. Jerry Wickham  
1131 Harbor Bay Parkway, Suite 250  
Alameda, CA 94502

GeoTracker

37°42.297' N, 121°56.195' W WGS84, Dublin, CA



TN MN  
15°

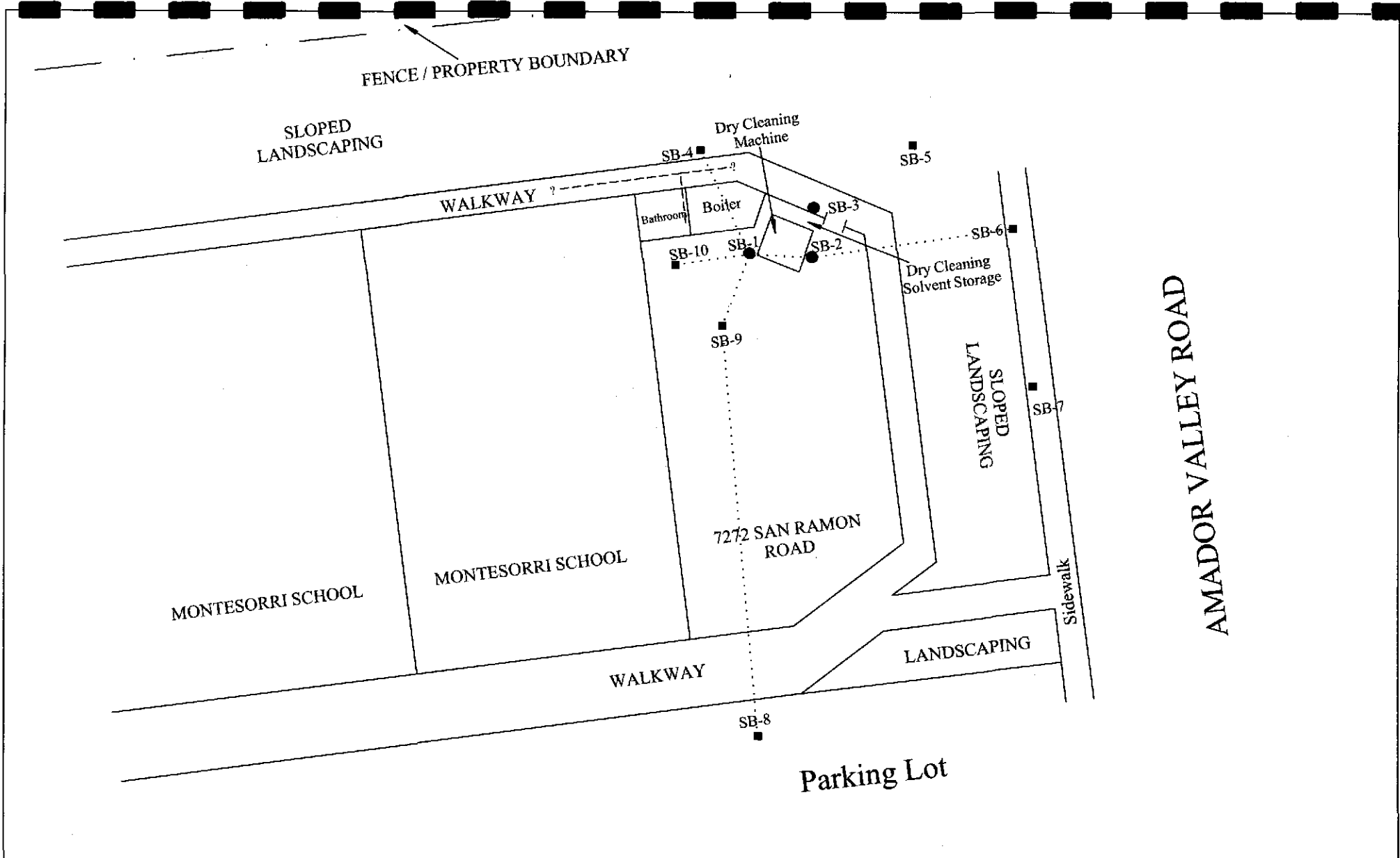
Map created with TOPO!® ©2003 National Geographic ([www.nationalgeographic.com/topo](http://www.nationalgeographic.com/topo))

**AEI CONSULTANTS**

**SITE LOCATION MAP**

7272 SAN RAMON ROAD  
DUBLIN, CALIFORNIA

**FIGURE 1**  
PROJECT NO. 115876



**LEGEND:**

- Soil Boring Locations (2/2-6/06)
- Soil Boring Locations (01/27/05)
- Sewer Line
- - - - - Property Boundary
- ..... Fence Line (See Figures 8 & 9)

1 INCH = 20 FEET

**AEI CONSULTANTS**  
 2500 CAMINO DIABLO BLVD, SUITE 200, WALNUT CREEK, CA

---

**SITE PLAN**

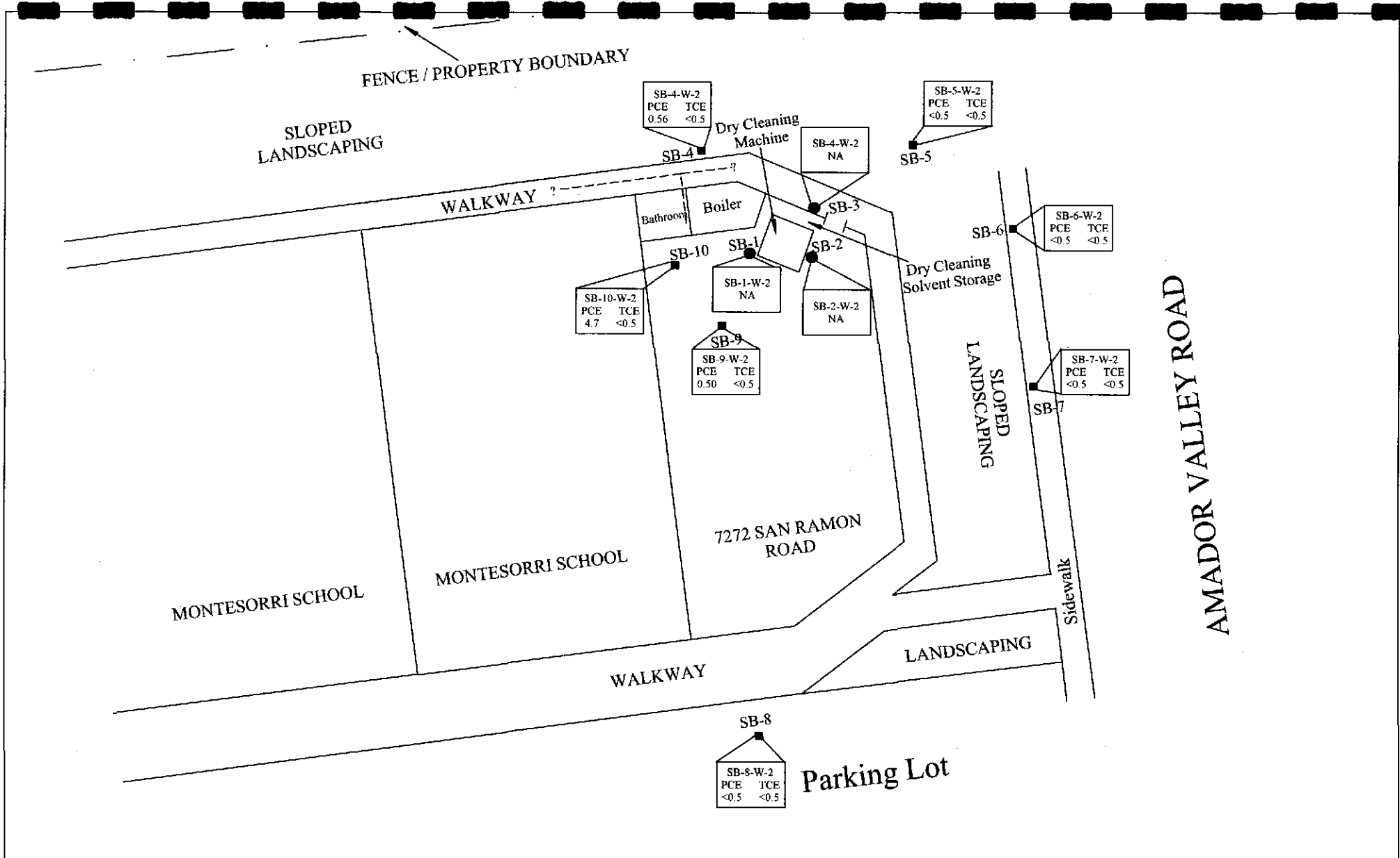
---

7272 SAN RAMON ROAD DUBLIN, CA 94568	<b>FIGURE 2</b> PROJECT NO. 115876
---	---------------------------------------





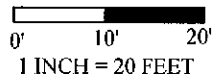





**LEGEND:**

- Soil Boring Locations (2/2-6/06)
- Soil Boring Locations (01/27/05)

- Sewer Line
- - - - - Property Boundary



TCE - Trichloroethene  
PCE - Tetrachloroethene

B-Zone generally screened 28-32 feet bgs from floor of dry-cleaning unit

groundwater sample concentrations in units of micrograms per liter (ug/L)

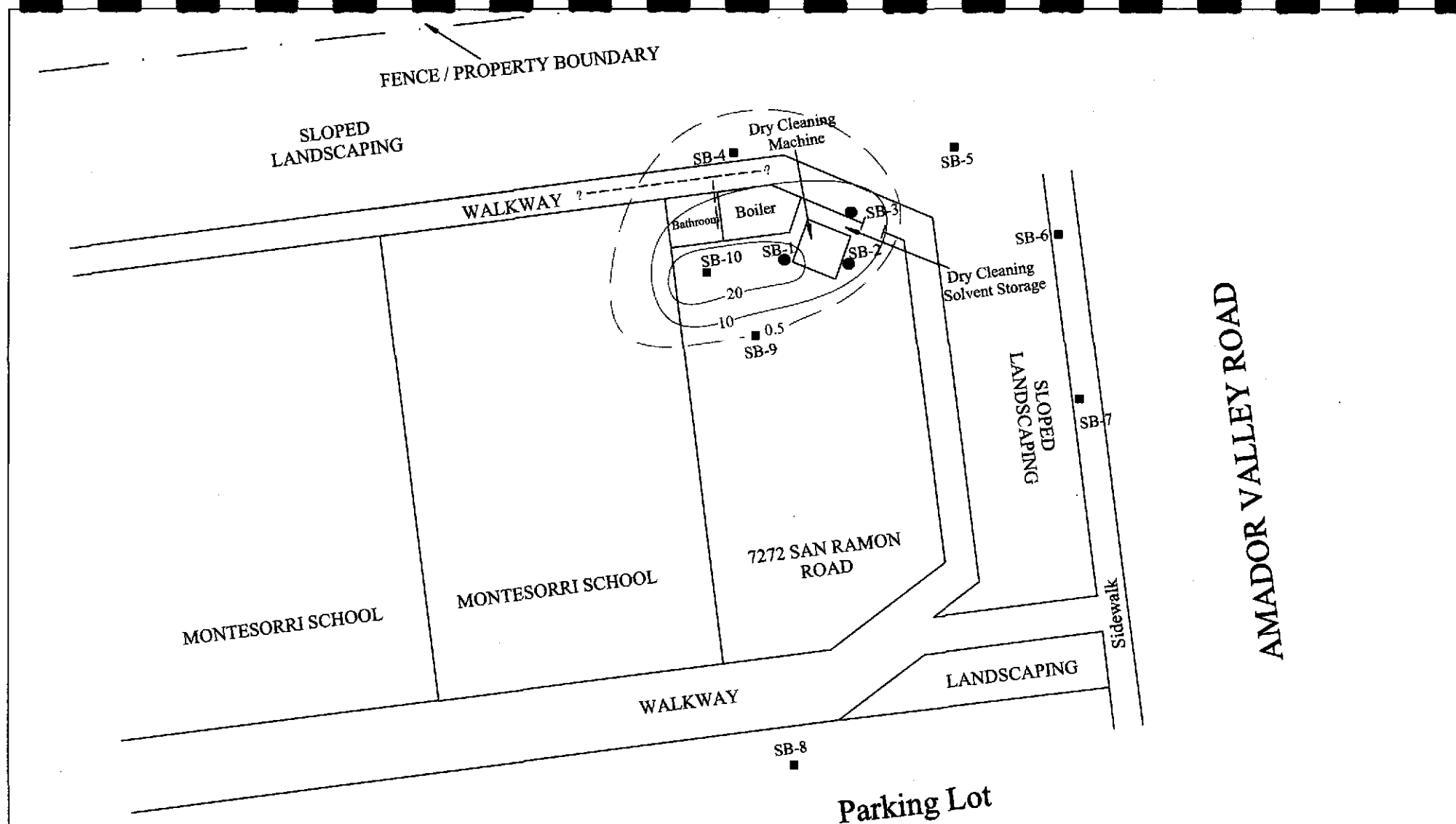
**AEI CONSULTANTS**  
2500 CAMINO DIABLO BLVD, SUITE 200, WALNUT CREEK, CA

**B-ZONE GROUNDWATER DATA**

7272 SAN RAMON ROAD  
DUBLIN, CA 94568

**FIGURE 5**  
PROJECT NO. 115876





\*Isopleth concentrations in micrograms per liter (ug/L)

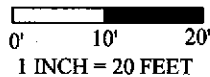
**LEGEND:**

■ Soil Boring Locations (2/2-6/06)

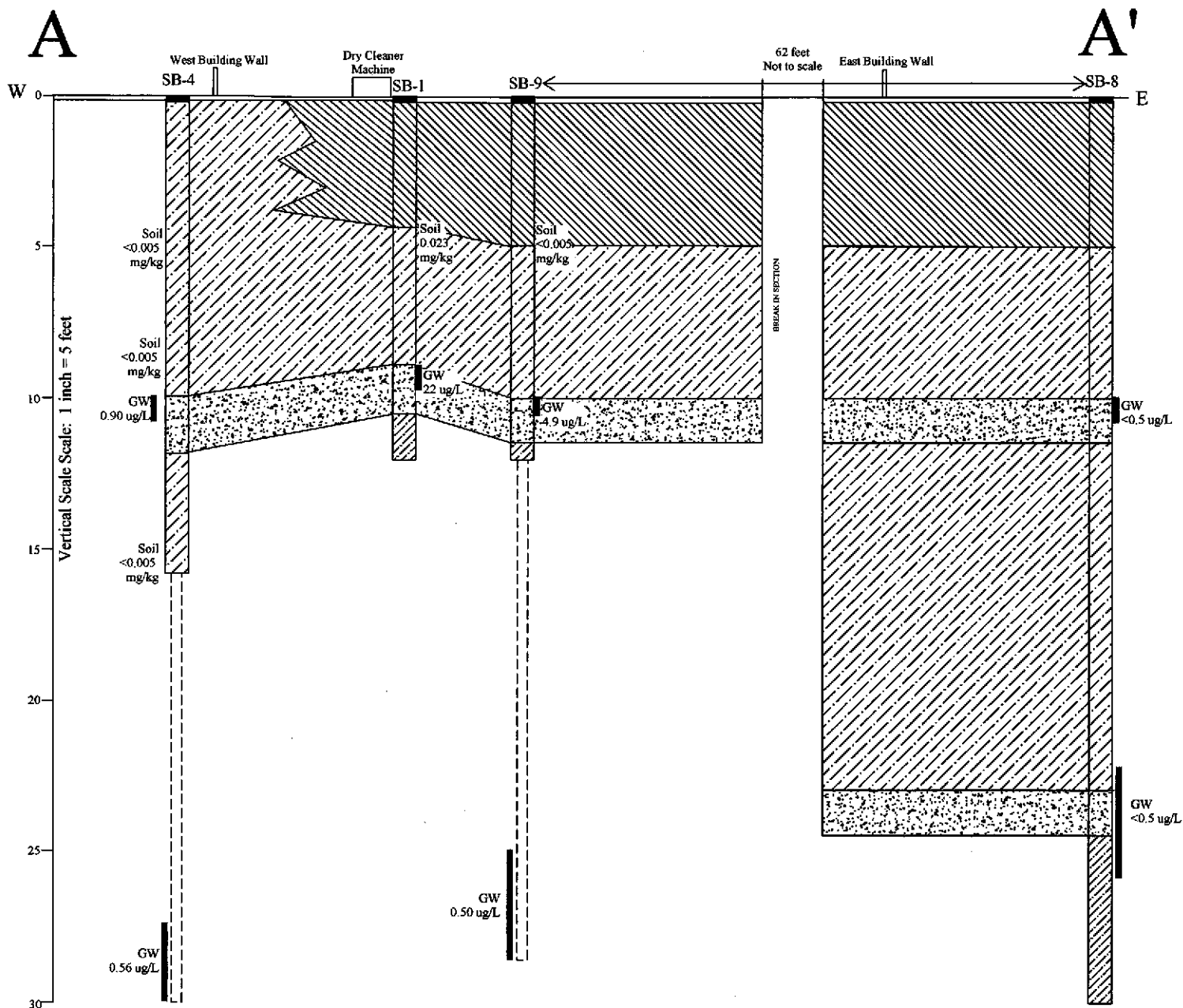
● Soil Boring Locations (01/27/05)

----- Sewer Line

- · - · - Property Boundary



<b>AEI CONSULTANTS</b>	
2500 CAMINO DIABLO BLVD, SUITE 200, WALNUT CREEK, CA	
<b>A-Zone PCE Isopleth</b>	
7272 SAN RAMON ROAD DUBLIN, CA 94568	<b>FIGURE 7</b> PROJECT NO. 115876



NOTE: All concentrations for PCE in Soil and Groundwater

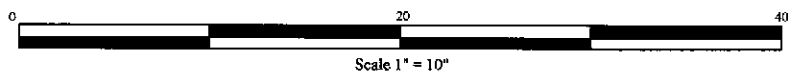
**AEI CONSULTANTS**

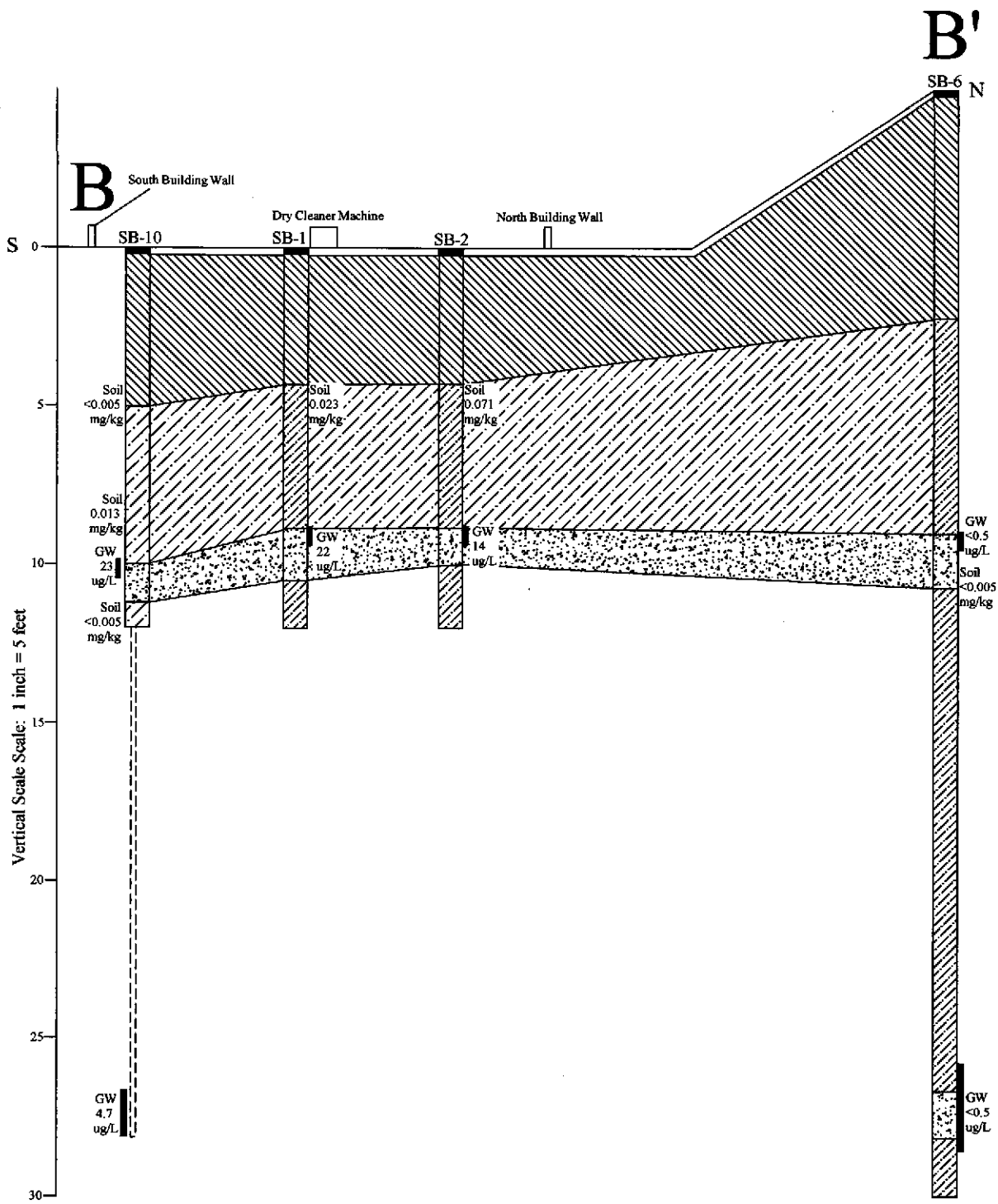
2500 CAMINO DIABLO, STE. 100, WALNUT CREEK, CA

**A - A' Fence Diagram**

7272 San Ramon Road  
Dublin, CA

**Figure 8**  
PROJECT NO. 115876





Silty Clay  
 Clayey Silt  
 Sandy Gravel  
 Groundwater Sampling Interval  
 Hydropunch

NOTE: All concentrations for PCE in Soil and Groundwater

**AEI CONSULTANTS**

2500 CAMINO DIABLO, STE. 100, WALNUT CREEK, CA

**B - B' Fence Diagram**

7272 San Ramon Road  
Dublin, CA

**Figure 9**  
PROJECT NO. 115876

**Table 1**  
**Soil Sample Analytical Data**

Sample ID	Date	Sample Depth feet bgs	PCE mg/kg	TCE mg/kg <i>EPA Method SW8260B</i>	All other HVOCs mg/kg
SB-1 5'	1/27/05	5	0.023	<0.005	<0.005
SB-2 5'	1/27/05	5	0.071	<0.005	<0.005
SB-3 5'	1/27/05	5	0.029	<0.005	<0.005
SB-4-5'	2/6/06	5	<0.005	<0.005	<0.005
SB-4-9'	2/6/06	9	<0.005	<0.005	<0.005
SB-4-16'	2/6/06	16	<0.005	<0.005	<0.005
SB-6-15'	2/2/06	15	<0.005	<0.005	<0.005
SB-9-5'	2/6/06	5	<0.005	<0.005	<0.005
SB-9-8'	2/6/06	8	<0.005	<0.005	<0.005
SB-10-5'	2/6/06	5	<0.005	<0.005	<0.005
SB-10-8.5'	2/6/06	8.5	0.013	<0.005	<0.005
SB-10-12'	2/6/06	12	<0.005	<0.005	<0.005
ESLs	-	-	0.25	0.46	-
RL	-	-	0.005	0.005	0.005

PCE = tetrachloroethylene

TCE = trichloroethylene

VC = vinyl chloride

ESLs = Environmental Screening Levels for shallow soils where groundwater is current or potential source of drinking water in commercial/industrial zones, California Regional Water Quality Control Board, February 2005

Soil values reported in milligrams per kilogram (mg/kg)

RL = laboratory reporting limit (with no dilution)



**Table 2**  
**Groundwater Sample Analytical Data**

Sample ID	Date	Screen Interval feet bgs	PCE	TCE	All other HVOCs
			μg/L	μg/L	μg/L
SB-1-W	1/27/05	-	22 <sup>7</sup>	<0.5	<MDL
SB-2-W	1/27/05	-	14 <sup>7</sup>	0.62	<MDL
SB-3-W	1/27/05	-	19 <sup>7</sup>	3.0	<MDL
SB-4-W-1	2/6/06	(11 - 13)	0.90	<0.5	<MDL
SB-4-W-2	2/6/06	(31 - 34)	0.56	<0.5	<MDL
SB-5-W-1	2/3/06	(9 - 12)	<0.5	<0.5	<MDL
SB-5-W-2	2/3/06	(37 - 39)	<0.5	<0.5	<MDL
SB-6-W-1	2/3/06	(11-14)	<0.5	<0.5	<MDL
SB-6-W-2	2/3/06	(31 - 34)	<0.5	<0.5	<MDL
SB-7-W-1	2/3/06	(9 - 12)	<0.5	<0.5	<MDL
SB-7-W-2	2/3/06	(37 - 39)	<0.5	<0.5	<MDL
SB-8-W-1	2/2/06	(9 - 12)	<0.5	<0.5	<MDL
SB-8-W-2	2/2/06	(23 - 26)	<0.5	<0.5	<MDL
SB-9-W-1	2/6/06	(9 - 12)	4.9 <sup>7</sup>	<0.5	<MDL
SB-9-W-2	2/6/06	(28 - 32)	0.50	<0.5	<MDL
SB-10-W-1	2/6/06	(9 - 12)	23 <sup>7</sup>	<0.5	<MDL
SB-10-W-2	2/6/06	(28 - 32)	4.7 <sup>7</sup>	<0.5	<MDL
ESLs	-	-	5.0	5.0	-
RL	-	-	0.5	0.5	varies

PCE = tetrachloroethylene

TCE = trichloroethylene

VC = vinyl chloride

ESLs = Environmental Screening Levels for shallow soils where groundwater is current or potential source of drinking water in commercial/industrial zones, California Regional Water Quality Control Board, February 2005

Groundwater values reported in micrograms per liter (ug/L)

RL = laboratory reporting limit (with no dilution)

Number following "W" designation indicates water-bearing zone (1 - A Zone, 2 - B Zone)

MDL = method detection limit

**Table 3**  
**Soil Vapor Sample Analytical Data**

Sample ID	Date	PCE	TCE	All other HVOCs
		$\mu\text{G}/\text{m}^3$	$\mu\text{G}/\text{m}^3$	$\mu\text{G}/\text{m}^3$
SB-4-V	2/6/06	13000	<2.7	<MDL
SB-4-V-D	2/6/06	16000	<2.7	<MDL
SB-9-V	2/6/06	30	<2.7	<MDL
SB-10-V	2/6/06	230	<2.7	<MDL
ESLs	-	1400	4100	-
RL		0.5	2.7	varies

PCE = tetrachloroethylene

TCE = trichloroethylene

ESLs = Environmental Screening Levels for shallow soil gas in commercial/industrial zones,  
California Regional Water Quality Control Board, February 2005

VC = vinyl chloride

Soil values reported in micrograms per cubic meter ( $\mu\text{G}/\text{m}^3$ )

RL = laboratory reporting limit (with no dilution)

**APPENDIX A**

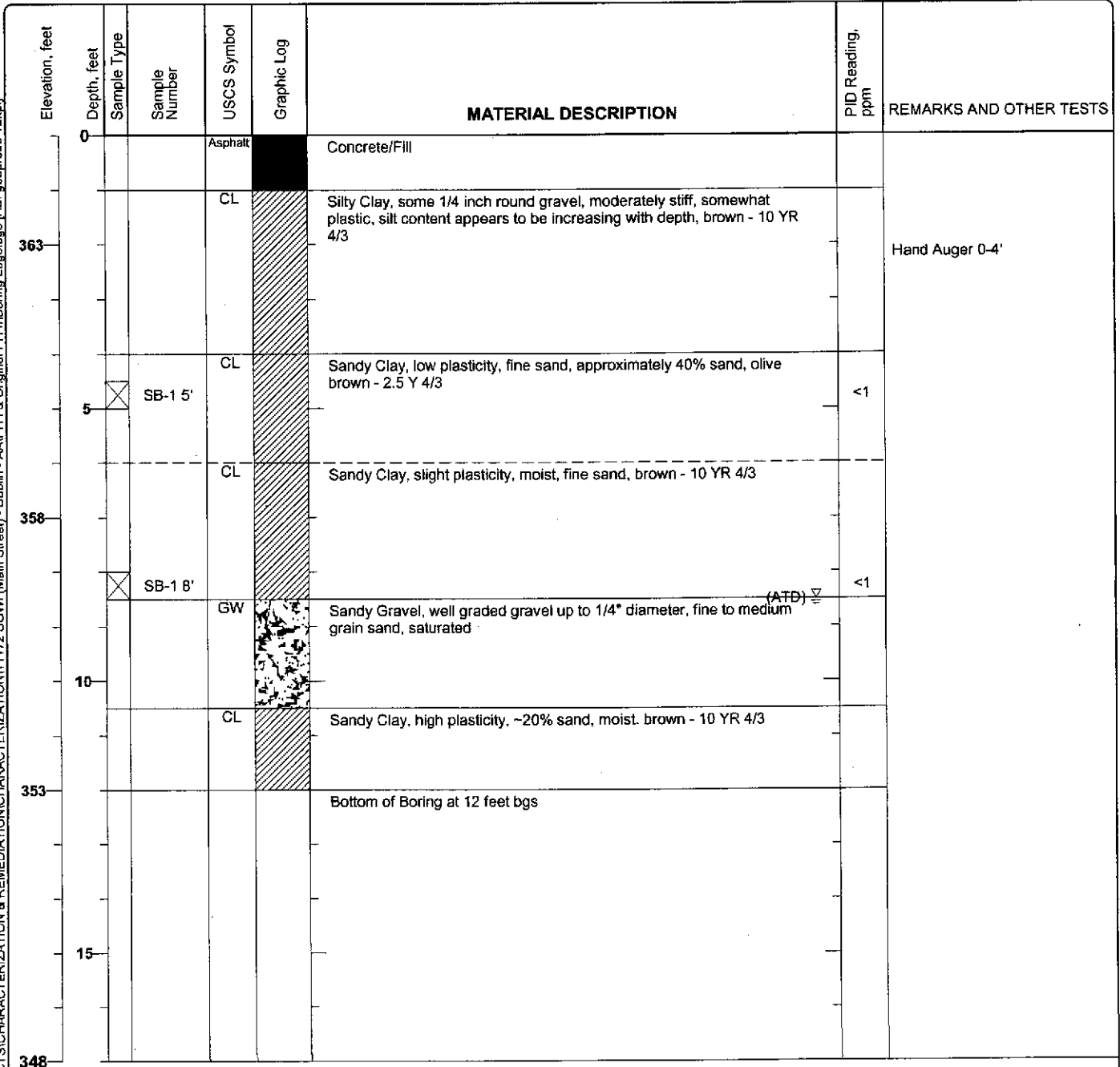
**Soil Boring Logs**

Project: Gabriel Chiu  
 Project Location: 7272 San Ramon Road  
 Project Number: 10365

**Log of Boring SB-1**  
 Sheet 1 of 1

Date(s) Drilled	January 27, 2005	Logged By	JR	Checked By	PJM
Drilling Method	Direct Push	Drill Bit Size/Type		Total Depth of Borehole	12 feet bgs
Drill Rig Type	Pneumatic Hammer	Drilling Contractor	Vironex	Approximate Surface Elevation	365 feet
Groundwater Level and Date Measured	8.5 feet ATD	Sampling Method(s)	Tube	Well Permit	
Borehole Backfill	Cement Slurry	Location			

X:\PROJECTS\CHARACTERIZATION & REMEDIATION\CHARACTERIZATION\1172 SGWI (Main Street) - Dublin - AAIPH I & Original PH II\Boring\_Logs.bgs [AEI.geoprobe 12.tpt]

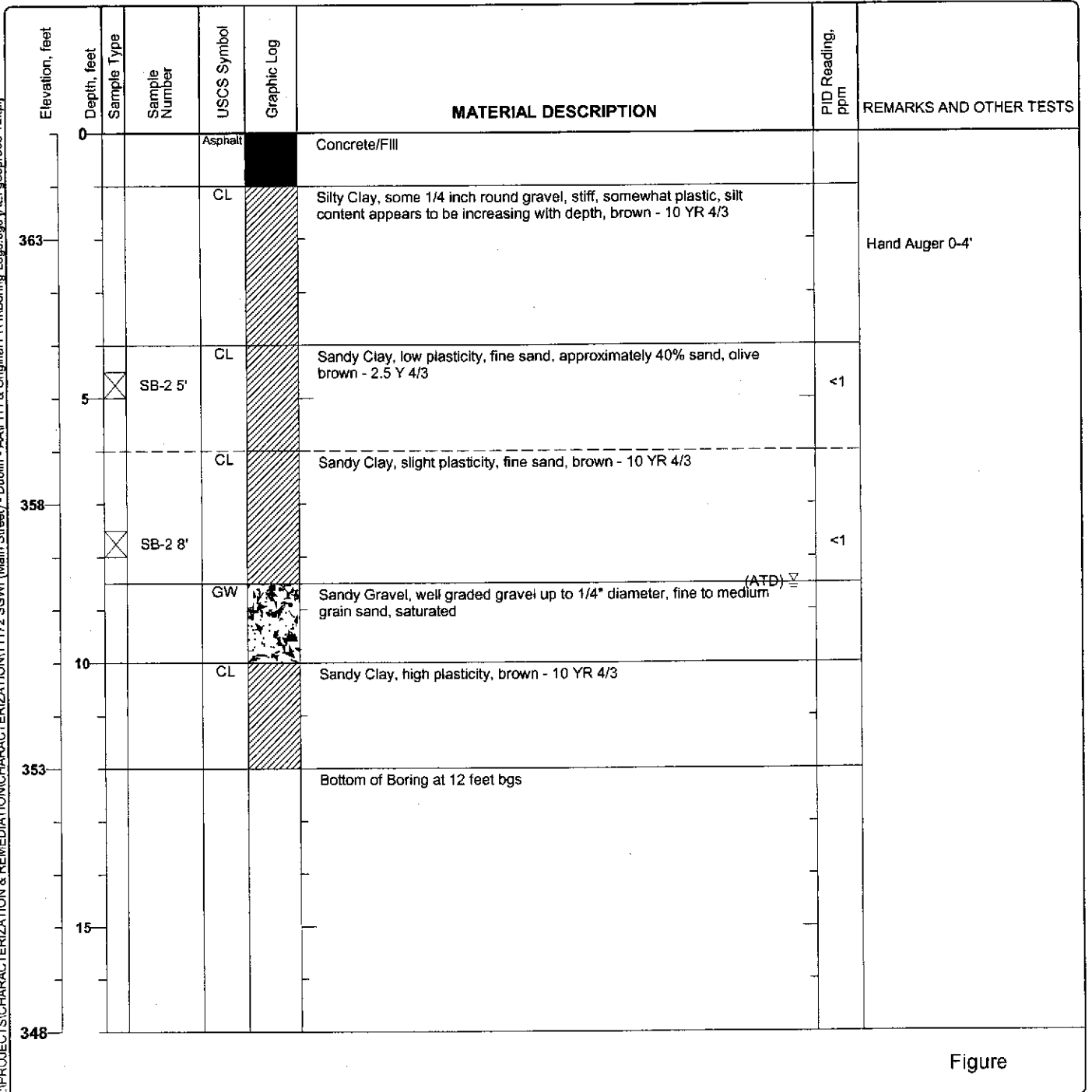


Figure

Project: Gabriel Chiu  
 Project Location: 7272 San Ramon Road  
 Project Number: 10365

**Log of Boring SB-2**  
 Sheet 1 of 1

Date(s) Drilled <b>January 27, 2005</b>	Logged By <b>JR</b>	Checked By <b>PJM</b>
Drilling Method <b>Direct Push</b>	Drill Bit Size/Type <b>1 3/4 inch</b>	Total Depth of Borehole <b>12 feet bgs</b>
Drill Rig Type <b>Pneumatic Hammer</b>	Drilling Contractor <b>Vironex</b>	Approximate Surface Elevation <b>365 feet</b>
Groundwater Level and Date Measured <b>8.5 feet ATD</b>	Sampling Method(s) <b>Tube</b>	Well Permit.
Borehole Backfill <b>Cement Slurry</b>	Location	



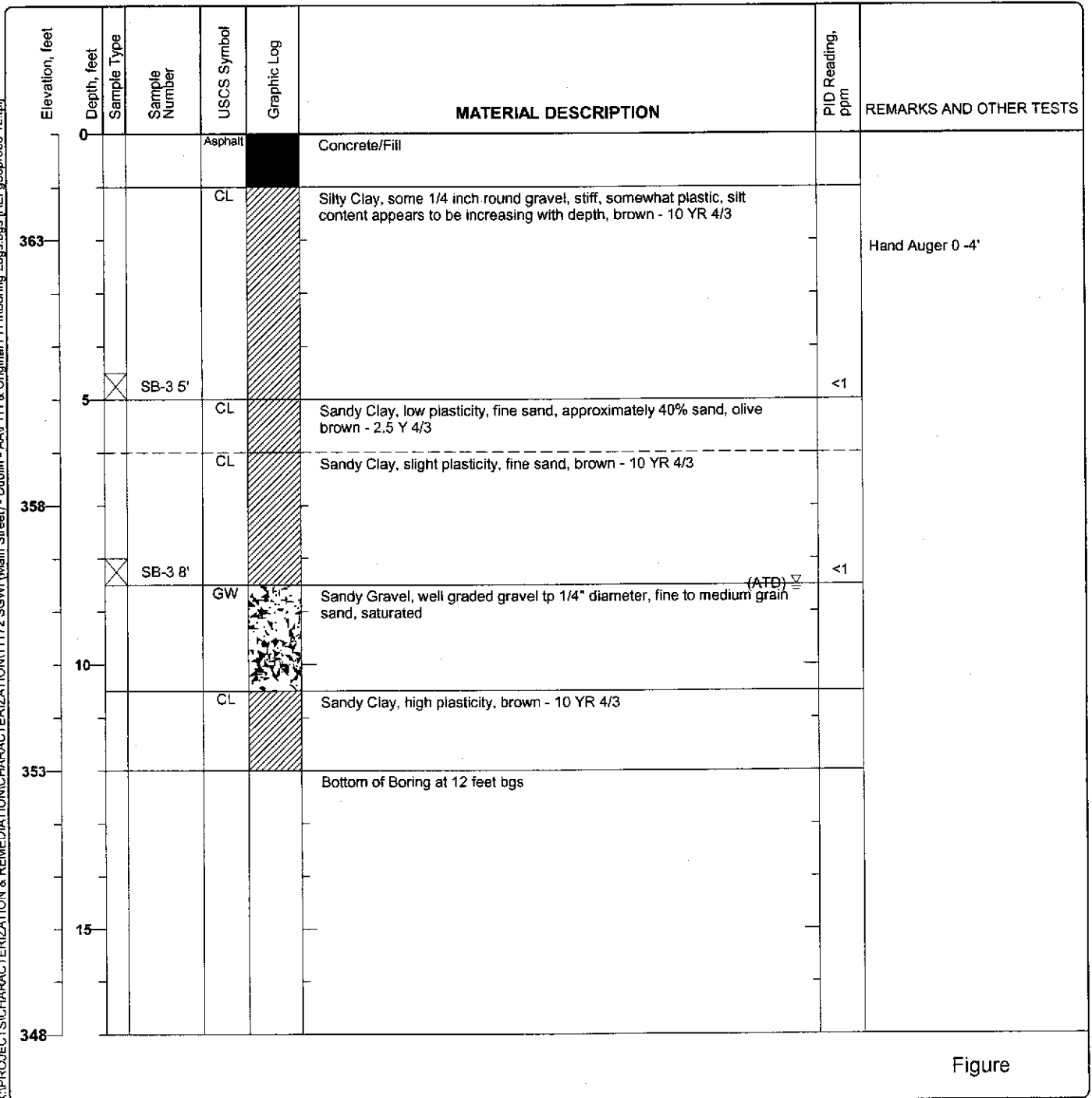
X:\PROJECTS\CHARACTERIZATION & REMEDIATION\CHARACTERIZATION\1172 SGWI (Main Street) - Dublin - AAPH I & Original PH II\Boring\_Logs.bgs [AEL]geoprobe 12.tpf

Project: Gabriel Chiu  
 Project Location: 7272 San Ramon Road  
 Project Number: 10365

**Log of Boring SB-3**  
 Sheet 1 of 1

Date(s) Drilled	January 27, 2005	Logged By	JR	Checked By	PJM
Drilling Method	Direct Push	Drill Bit Size/Type	1 3/4 inch	Total Depth of Borehole	12 feet bgs
Drill Rig Type	Pneumatic Hammer	Drilling Contractor	Vironex	Approximate Surface Elevation	365 feet
Groundwater Level and Date Measured	8.5 feet ATD	Sampling Method(s)	Tube	Well Permit.	
Borehole Backfill	Cement Slurry	Location			

X:\PROJECTS\CHARACTERIZATION & REMEDIATION\CHARACTERIZATION\1172 SGWI (Main Street) - Dublin - AAPH1 & Original PH in Boring Logs.bgs [AEI] geoprobe 12.tpl

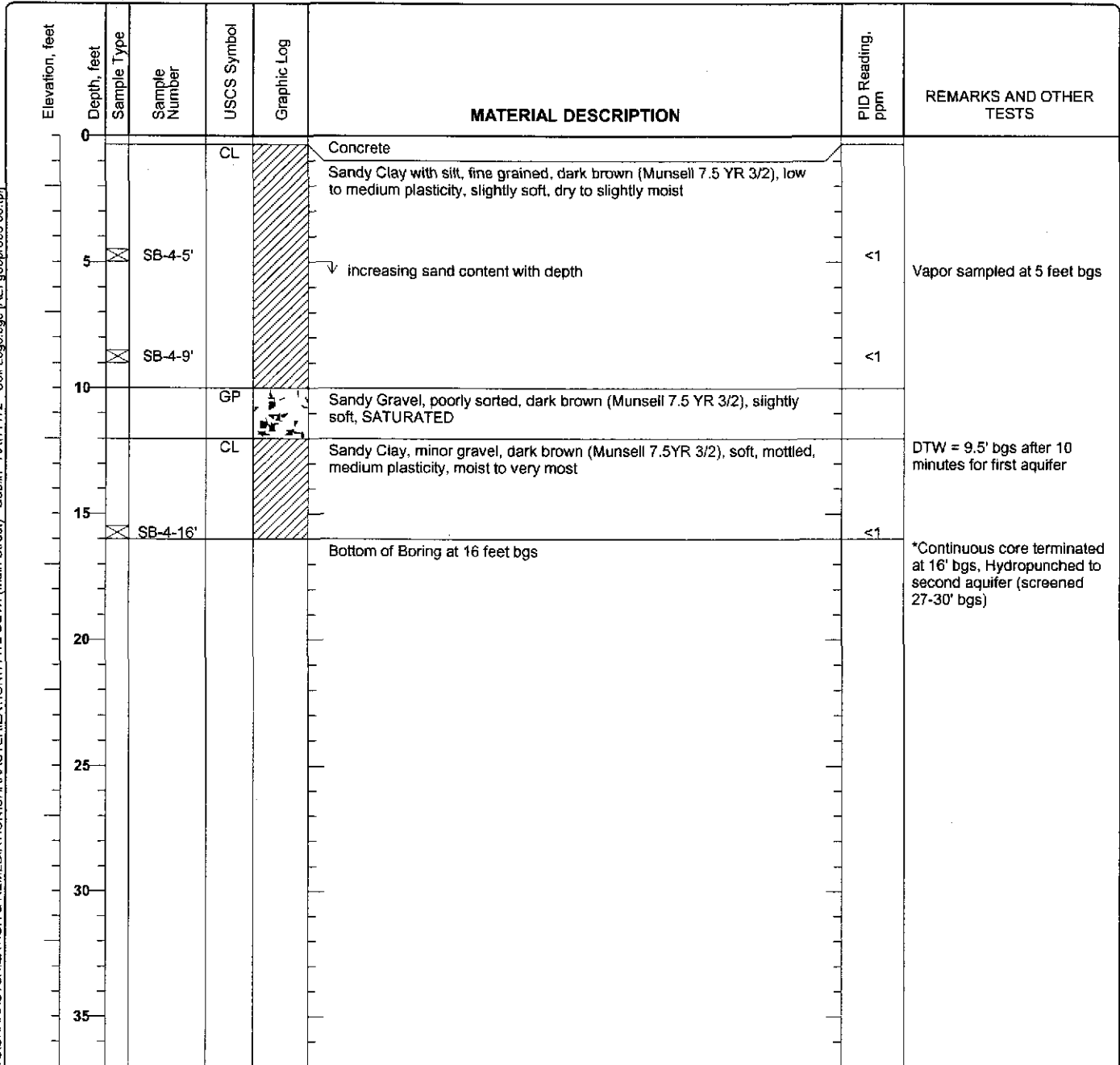


Figure

Project: Main Street  
 Project Location: 7272 San Ramon Rd., Dublin CA  
 Project Number: 115876

**Log of Boring SB-4**  
 Sheet 1 of 1

Date(s) Drilled	February 6, 2006	Logged By	Adrian Angel	Checked By	Peter McIntyre
Drilling Method	Direct Push	Drill Bit Size/Type		Total Depth of Borehole	16 feet bgs
Drill Rig Type	Limited-Access Badger	Drilling Contractor	Vironex	Approximate Surface Elevation	
Groundwater Level and Date Measured		Sampling Method(s)	Tube	Well Permit.	
Borehole Backfill	Neat Cement Grout	Location			



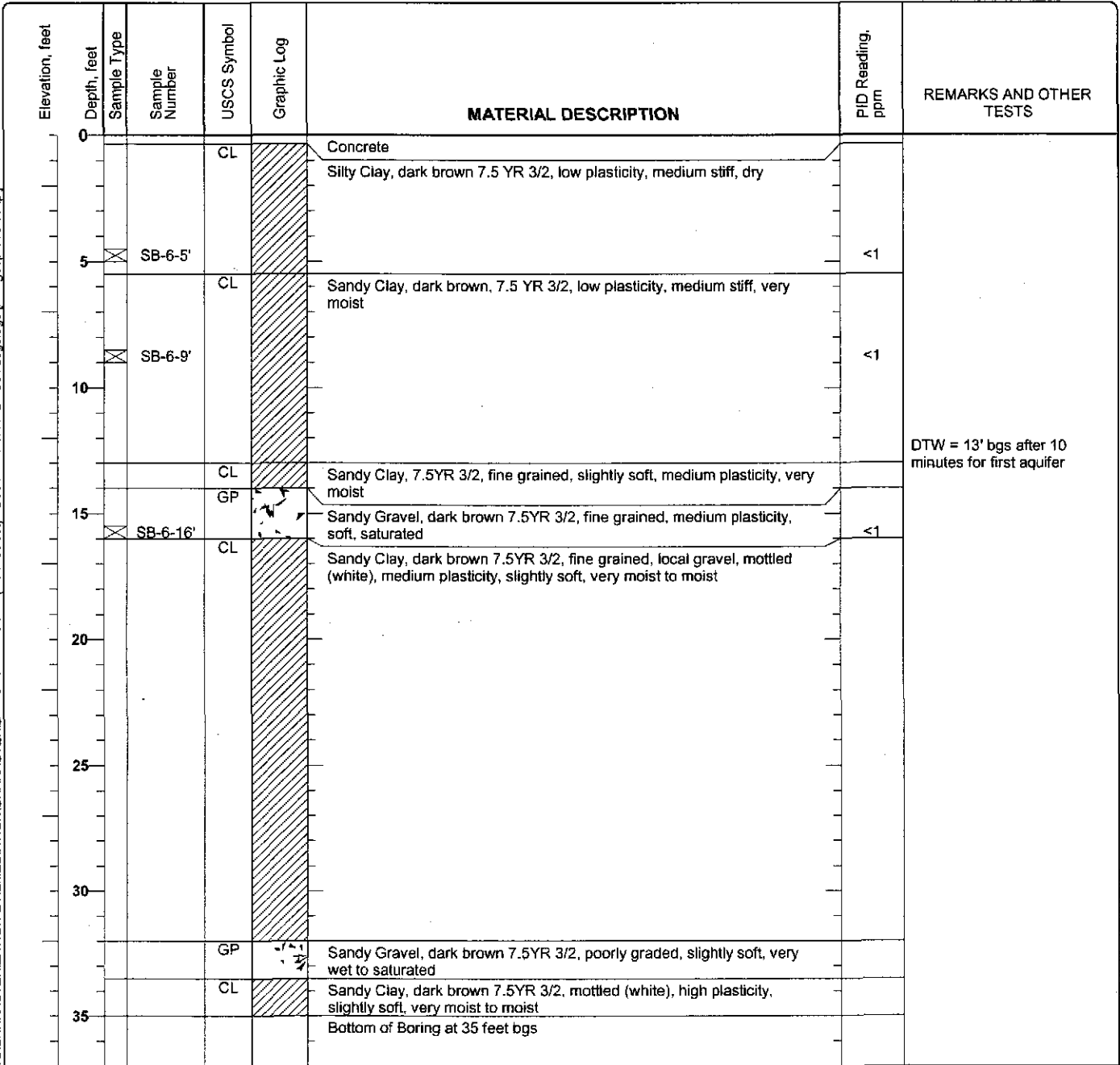
X:\PROJECTS\CHARACTERIZATION & REMEDIATION\CHARACTERIZATION\11172 SGWI (Main Street) - Dublin - AA11172 - Soil Logs.bgs [AE] geoprobe 30.tpl

Figure

Project: Main Street  
 Project Location: 7272 San Ramon Rd., Dublin CA  
 Project Number: 115876

**Log of Boring SB-6**  
 Sheet 1 of 1

Date(s) Drilled <b>February 6, 2006</b>	Logged By <b>Adrian Angel</b>	Checked By <b>Peter McIntyre</b>
Drilling Method <b>Direct Push</b>	Drill Bit Size/Type <b>2 3/4 inch</b>	Total Depth of Borehole <b>35 feet bgs</b>
Drill Rig Type <b>Limited-access Geoprobe 54DT</b>	Drilling Contractor <b>Vironex</b>	Approximate Surface Elevation
Groundwater Level and Date Measured	Sampling Method(s) <b>Tube</b>	Well Permit.
Borehole Backfill <b>Neat Cement Grout</b>	Location	



Figure













X:\PROJECTS\CHARACTERIZATION & REMEDIATION\CHARACTERIZATION\1172 SGWI (Main Street) - Dublin - AA111172 - Soil Logs.bgs [AEI]geoprobe 30.plt



Project: Main Street  
 Project Location: 7272 San Ramon Rd., Dublin CA  
 Project Number: 115876

Log of Boring SB-8  
 Sheet 1 of 1

Date(s) Drilled <b>February 6, 2006</b>	Logged By <b>Adrian Angel</b>	Checked By <b>Peter McIntyre</b>
Drilling Method <b>Direct Push</b>	Drill Bit Size/Type <b>2 3/4 inch</b>	Total Depth of Borehole <b>30 feet bgs</b>
Drill Rig Type <b>Limited-access Geoprobe 54DT</b>	Drilling Contractor <b>Vironex</b>	Approximate Surface Elevation
Groundwater Level and Date Measured	Sampling Method(s) <b>Tube</b>	Well Permit.
Borehole Backfill <b>Neat Cement Grout</b>	Location	

Elevation, feet	Depth, feet	Sample Type	Sample Number	USCS Symbol	Graphic Log	MATERIAL DESCRIPTION	PID Reading, ppm	REMARKS AND OTHER TESTS
0				CL		Concrete		
						Silty Clay, minor gravel, dark brown (7.5 YR 3/2), medium dense, poorly graded, dry to moist		
	5		SB-6-5'	CL		Sandy Clay, dark brown (7.5 YR 3/2), mottled (white), low plasticity, moist	<1	
						Sandy Clay, minor sand, dark brown (7.5 YR 3/2), dense, poorly graded, moist to very moist	<1	
	10			GP		Sandy Gravel, dark brown (7.5 YR 3/2), minor clay, poorly graded, saturated		
						Sandy Clay, minor clay, dark brown (7.5 YR 3/2), mottled (white), poorly graded, moist		DTW = 10' bgs after 10 minutes for first aquifer
	15		SB-6-16'	CL		Sandy Clay, dark brown 7.5YR 3/2, slightly soft, mottled (white) medium plasticity, moist	<1	
						Sandy Clay, dark brown 7.5YR 3/2, slightly soft, mottled (white) medium plasticity, moist		
	20			GP		Sandy Gravel, dark brown 7.5YR 3/2, minor gravel, slightly soft, medium to high plasticity, saturated		
						Sandy Clay, dark brown 7.5YR 3/2, slightly soft, locally mottled (white), medium to high plasticity, very moist to moist		
	25			CL		Sandy Clay, dark brown 7.5YR 3/2, slightly soft, locally mottled (white), medium to high plasticity, very moist to moist		
						Sandy Clay, dark brown 7.5YR 3/2, slightly soft, locally mottled (white), medium to high plasticity, very moist to moist		
	30					Bottom of Boring at 30 feet bgs		
	35							

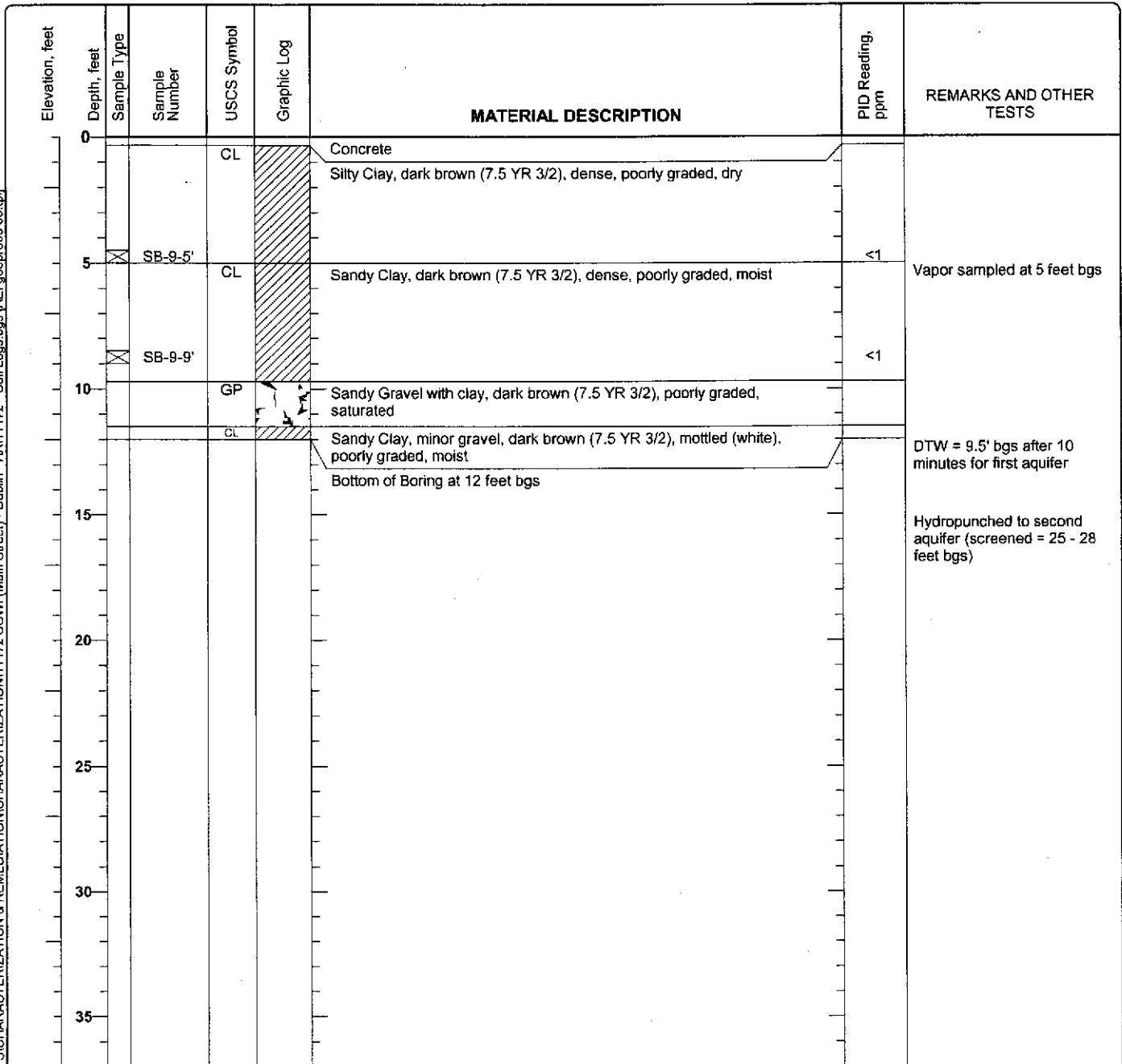
X:\PROJECTS\CHARACTERIZATION & REMEDIATION\CHARACTERIZATION\1172 SGWI (Main Street) - Dublin - AA11172 - Soil Logs.bgs [AEI.geoprobe 30.tbl]

Figure

Project: Main Street  
 Project Location: 7272 San Ramon Rd., Dublin CA  
 Project Number: 115876

**Log of Boring SB-9**  
 Sheet 1 of 1

Date(s) Drilled	February 6, 2006	Logged By	Adrian Angel	Checked By	Peter McIntyre
Drilling Method	Direct Push	Drill Bit Size/Type	2 3/4 inch	Total Depth of Borehole	12 feet bgs
Drill Rig Type	Limited-access Geoprobe 54DT	Drilling Contractor	Vironex	Approximate Surface Elevation	
Groundwater Level and Date Measured		Sampling Method(s)	Tube	Well Permit.	
Borehole Backfill	Neat Cement Grout	Location			



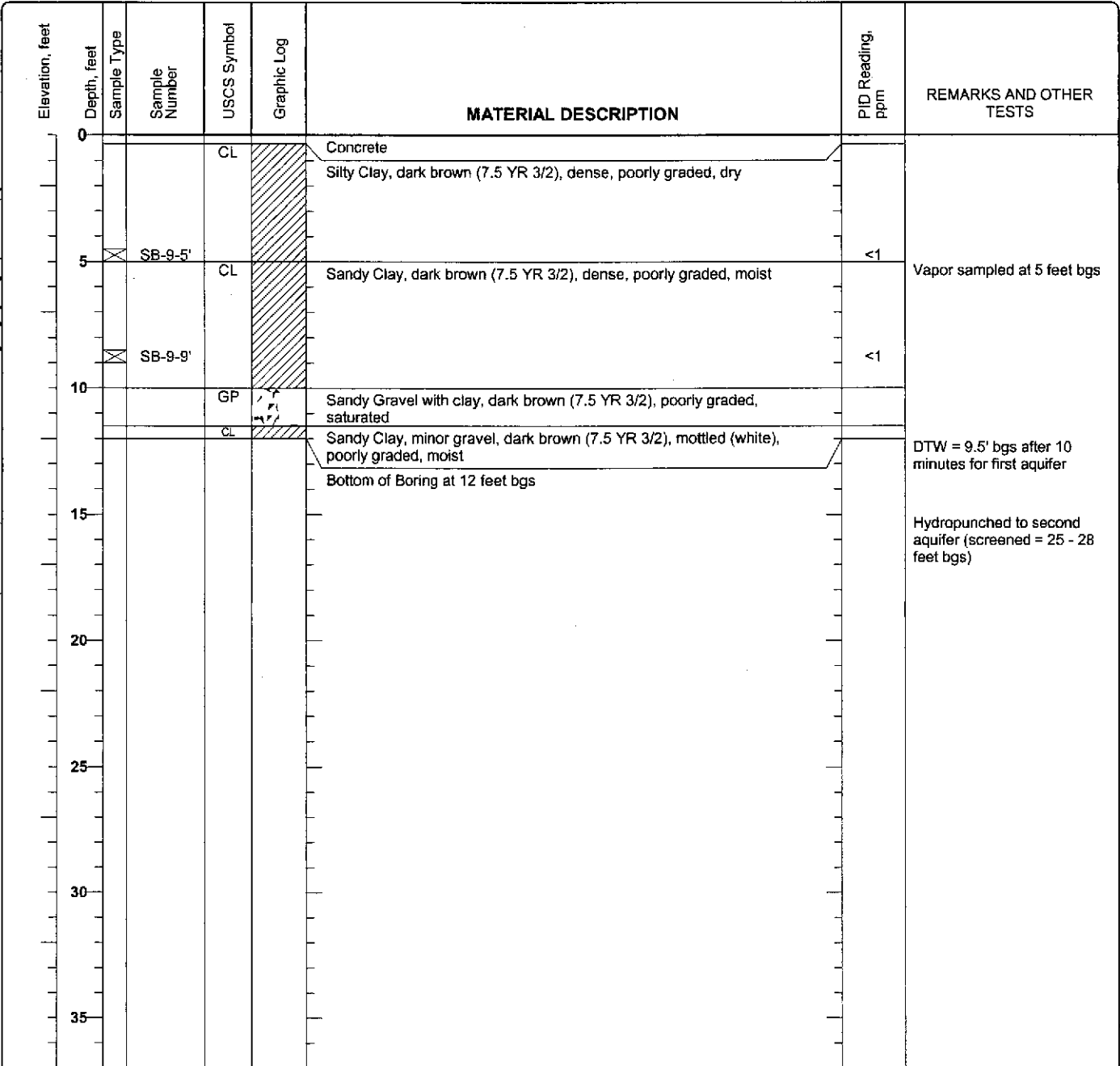
Figure

Project: Main Street  
 Project Location: 7272 San Ramon Rd., Dublin CA  
 Project Number: 115876

**Log of Boring SB-10**  
 Sheet 1 of 1

Date(s) Drilled <b>February 6, 2006</b>	Logged By <b>Adrian Angel</b>	Checked By <b>Peter McIntyre</b>
Drilling Method <b>Direct Push</b>	Drill Bit Size/Type <b>2 3/4 inch</b>	Total Depth of Borehole <b>12 feet bgs</b>
Drill Rig Type <b>Limited-access Geoprobe 54DT</b>	Drilling Contractor <b>Vironex</b>	Approximate Surface Elevation
Groundwater Level and Date Measured	Sampling Method(s) <b>Tube</b>	Well Permit.
Borehole Backfill <b>Neat Cement Grout</b>	Location	

X:\PROJECTS\CHARACTERIZATION & REMEDIATION\CHARACTERIZATION\1172 SGWI (Main Street) - Dublin - AA11172 - Soil Logs.bgs [AEI geoprobe 30.ipf]



Figure

**APPENDIX B**

**Sample Analytical Data  
With  
Chain of Custody Documentation**



**McC Campbell Analytical, Inc.**

110 2nd Avenue South, #D7, Pacheco, CA 94553-5560  
Telephone : 925-798-1620 Fax : 925-798-1622  
Website: www.mcccampbell.com E-mail: main@mcccampbell.com

AEI Consultants 2500 Camino Diablo, Ste. #200 Walnut Creek, CA 94597	Client Project ID: #115876; Main Street	Date Sampled: 02/02/06
		Date Received: 02/03/06
	Client Contact: Adrian Angel	Date Reported: 02/09/06
	Client P.O.:	Date Completed: 02/09/06

**WorkOrder: 0602085**

February 09, 2006

Dear Adrian:

Enclosed are:

- 1). the results of 9 analyzed samples from your #115876; Main Street project,
- 2). a QC report for the above samples
- 3). a copy of the chain of custody, and
- 4). a bill for analytical services.

All analyses were completed satisfactorily and all QC samples were found to be within our control limits.

If you have any questions please contact me. McC Campbell Analytical Laboratories strives for excellence in quality, service and cost. Thank you for your business and I look forward to working with you again.

Best regards,

Angela Rydelius, Lab Manager



# McC Campbell Analytical, Inc.

110 2nd Avenue South, #D7, Pacheco, CA 94553-5560  
 Telephone : 925-798-1620 Fax : 925-798-1622  
 Website: www.mcccampbell.com E-mail: main@mcccampbell.com

AEI Consultants  2500 Camino Diablo, Ste. #200  Walnut Creek, CA 94597	Client Project ID: #115876; Main Street	Date Sampled: 02/02/06
	Client Contact: Adrian Angel	Date Received: 02/03/06
	Client P.O.:	Date Extracted: 02/03/06
		Date Analyzed: 02/07/06

### Halogenated Volatile Organics by P&T and GC-MS (8010 Basic Target List)\*

Extraction Method: SW5030B

Analytical Method: SW8260B

Work Order: 0602085

Lab ID	0602085-008A	Reporting Limit for DF =1	
Client ID	SB-6-15'	S	W
Matrix	S		
DF	1		

Compound	Concentration	mg/kg	µg/L
Bromodichloromethane	ND	0.005	NA
Bromoform	ND	0.005	NA
Bromomethane	ND	0.005	NA
Carbon Tetrachloride	ND	0.005	NA
Chlorobenzene	ND	0.005	NA
Chloroethane	ND	0.005	NA
2-Chloroethyl Vinyl Ether	ND	0.005	NA
Chloroform	ND	0.005	NA
Chloromethane	ND	0.005	NA
Dibromochloromethane	ND	0.005	NA
1,2-Dichlorobenzene	ND	0.005	NA
1,3-Dichlorobenzene	ND	0.005	NA
1,4-Dichlorobenzene	ND	0.005	NA
Dichlorodifluoromethane	ND	0.005	NA
1,1-Dichloroethane	ND	0.005	NA
1,2-Dichloroethane (1,2-DCA)	ND	0.005	NA
1,1-Dichloroethene	ND	0.005	NA
cis-1,2-Dichloroethene	ND	0.005	NA
trans-1,2-Dichloroethene	ND	0.005	NA
1,2-Dichloropropane	ND	0.005	NA
cis-1,3-Dichloropropene	ND	0.005	NA
trans-1,3-Dichloropropene	ND	0.005	NA
Methylene chloride	ND	0.005	NA
1,1,2,2-Tetrachloroethane	ND	0.005	NA
Tetrachloroethene	ND	0.005	NA
1,1,1-Trichloroethane	ND	0.005	NA
1,1,2-Trichloroethane	ND	0.005	NA
Trichloroethene	ND	0.005	NA
Trichlorofluoromethane	ND	0.005	NA
Vinyl Chloride	ND	0.005	NA

#### Surrogate Recoveries (%)

%SS1:	95
%SS2:	108
%SS3:	108

#### Comments

\* water and vapor samples are reported in µg/L, soil/sludge/solid samples in mg/kg, product/oil/non-aqueous liquid samples and all TCLP & SPLP extracts are reported in mg/L, wipe samples in µg/wipe.

ND means not detected above the reporting limit; N/A means analyte not applicable to this analysis.

# surrogate diluted out of range or surrogate coelutes with another peak.

h) lighter than water immiscible sheen/product is present; i) liquid sample that contains greater than ~1 vol. % sediment; j) sample diluted due to high organic content/matrix interference; k) reporting limit near, but not identical to our standard reporting limit due to variable Encore sample weight; m) reporting limit raised due to insufficient sample amount; n) results are reported on a dry weight basis; p) see attached narrative.



# McC Campbell Analytical, Inc.

110 2nd Avenue South, #D7, Pacheco, CA 94553-5560  
 Telephone : 925-798-1620 Fax : 925-798-1622  
 Website: www.mcccampbell.com E-mail: main@mcccampbell.com

AEI Consultants  2500 Camino Diablo, Ste. #200  Walnut Creek, CA 94597	Client Project ID: #115876; Main Street	Date Sampled: 02/02/06
	Client Contact: Adrian Angel	Date Received: 02/03/06
	Client P.O.:	Date Extracted: 02/06/06
		Date Analyzed: 02/06/06

### Halogenated Volatile Organics by P&T and GC-MS (8010 Basic Target List)\*

Extraction Method: SW5030B

Analytical Method: SW8260B

Work Order: 0602085

Lab ID	0602085-012A	0602085-013A	0602085-014A	0602085-015A	Reporting Limit for DF=1	
Client ID	SB-6-W-1	SB-6-W-2	SB-8-W-1	SB-8-W-2	S	W
Matrix	W	W	W	W		
DF	1	1	1	1		
Compound	Concentration				µg/kg	µg/L
Bromodichloromethane	ND	ND	ND	ND	NA	0.5
Bromofom	ND	ND	ND	ND	NA	0.5
Bromomethane	ND	ND	ND	ND	NA	0.5
Carbon Tetrachloride	ND	ND	ND	ND	NA	0.5
Chlorobenzene	ND	ND	ND	ND	NA	0.5
Chloroethane	ND	ND	ND	ND	NA	0.5
2-Chloroethyl Vinyl Ether	ND	ND	ND	ND	NA	1.0
Chloroform	ND	ND	ND	ND	NA	0.5
Chloromethane	ND	ND	ND	ND	NA	0.5
Dibromochloromethane	ND	ND	ND	ND	NA	0.5
1,2-Dichlorobenzene	ND	ND	ND	ND	NA	0.5
1,3-Dichlorobenzene	ND	ND	ND	ND	NA	0.5
1,4-Dichlorobenzene	ND	ND	ND	ND	NA	0.5
Dichlorodifluoromethane	ND	ND	ND	ND	NA	0.5
1,1-Dichloroethane	ND	ND	ND	ND	NA	0.5
1,2-Dichloroethane (1,2-DCA)	ND	ND	ND	ND	NA	0.5
1,1-Dichloroethene	ND	ND	ND	ND	NA	0.5
cis-1,2-Dichloroethene	ND	ND	ND	ND	NA	0.5
trans-1,2-Dichloroethene	ND	ND	ND	ND	NA	0.5
1,2-Dichloropropane	ND	ND	ND	ND	NA	0.5
cis-1,3-Dichloropropene	ND	ND	ND	ND	NA	0.5
trans-1,3-Dichloropropene	ND	ND	ND	ND	NA	0.5
Methylene chloride	ND	ND	ND	ND	NA	0.5
1,1,2,2-Tetrachloroethane	ND	ND	ND	ND	NA	0.5
Tetrachloroethene	ND	ND	ND	ND	NA	0.5
1,1,1-Trichloroethane	ND	ND	ND	ND	NA	0.5
1,1,2-Trichloroethane	ND	ND	ND	ND	NA	0.5
Trichloroethene	ND	ND	ND	ND	NA	0.5
Trichlorofluoromethane	ND	ND	ND	ND	NA	0.5
Vinyl Chloride	ND	ND	ND	ND	NA	0.5

#### Surrogate Recoveries (%)

%SS1:	103	104	100	104	
%SS2:	99	99	99	99	
%SS3:	102	103	101	101	
Comments	i	i	i	i	

\* water and vapor samples are reported in µg/L, soil/sludge/solid samples in mg/kg, product/oil/non-aqueous liquid samples and all TCLP & SPLP extracts are reported in mg/L, wipe samples in µg/wipe.

ND means not detected above the reporting limit; N/A means analyte not applicable to this analysis.

# surrogate diluted out of range or surrogate coelutes with another peak.

h) lighter than water immiscible sheen/product is present; i) liquid sample that contains greater than ~1 vol. % sediment; j) sample diluted due to high organic content/matrix interference; k) reporting limit near, but not identical to our standard reporting limit due to variable Encore sample weight; m) reporting limit raised due to insufficient sample amount; n) results are reported on a dry weight basis; p) see attached narrative.



# McC Campbell Analytical, Inc.

110 2nd Avenue South, #D7, Pacheco, CA 94553-5560  
 Telephone : 925-798-1620 Fax : 925-798-1622  
 Website: www.mcccampbell.com E-mail: main@mcccampbell.com

AEI Consultants  2500 Camino Diablo, Ste. #200  Walnut Creek, CA 94597	Client Project ID: #115876; Main Street	Date Sampled: 02/02/06
	Client Contact: Adrian Angel	Date Received: 02/03/06
	Client P.O.:	Date Extracted: 02/06/06
		Date Analyzed: 02/06/06

### Halogenated Volatile Organics by P&T and GC-MS (8010 Basic Target List)\*

Extraction Method: SW5030B

Analytical Method: SW8260B

Work Order: 0602085

Lab ID	0602085-016A	0602085-017A	0602085-018A	0602085-019A	Reporting Limit for DF=1	
Client ID	SB-5-W-1	SB-5-W-2	SB-7-W-1	SB-7-W-2	S	W
Matrix	W	W	W	W		
DF	1	1	1	1		

Compound	Concentration				µg/kg	µg/L
Bromodichloromethane	ND	ND	ND	ND	NA	0.5
Bromoform	ND	ND	ND	ND	NA	0.5
Bromomethane	ND	ND	ND	ND	NA	0.5
Carbon Tetrachloride	ND	ND	ND	ND	NA	0.5
Chlorobenzene	ND	ND	ND	ND	NA	0.5
Chloroethane	ND	ND	ND	ND	NA	0.5
2-Chloroethyl Vinyl Ether	ND	ND	ND	ND	NA	1.0
Chloroform	ND	ND	ND	ND	NA	0.5
Chloromethane	ND	ND	ND	ND	NA	0.5
Dibromochloromethane	ND	ND	ND	ND	NA	0.5
1,2-Dichlorobenzene	ND	ND	ND	ND	NA	0.5
1,3-Dichlorobenzene	ND	ND	ND	ND	NA	0.5
1,4-Dichlorobenzene	ND	ND	ND	ND	NA	0.5
Dichlorodifluoromethane	ND	ND	ND	ND	NA	0.5
1,1-Dichloroethane	ND	ND	ND	ND	NA	0.5
1,2-Dichloroethane (1,2-DCA)	ND	ND	ND	ND	NA	0.5
1,1-Dichloroethene	ND	ND	ND	ND	NA	0.5
cis-1,2-Dichloroethene	ND	ND	ND	ND	NA	0.5
trans-1,2-Dichloroethene	ND	ND	ND	ND	NA	0.5
1,2-Dichloropropane	ND	ND	ND	ND	NA	0.5
cis-1,3-Dichloropropene	ND	ND	ND	ND	NA	0.5
trans-1,3-Dichloropropene	ND	ND	ND	ND	NA	0.5
Methylene chloride	ND	ND	ND	ND	NA	0.5
1,1,2,2-Tetrachloroethane	ND	ND	ND	ND	NA	0.5
Tetrachloroethene	ND	ND	ND	ND	NA	0.5
1,1,1-Trichloroethane	ND	ND	ND	ND	NA	0.5
1,1,2-Trichloroethane	ND	ND	ND	ND	NA	0.5
Trichloroethene	ND	ND	ND	ND	NA	0.5
Trichlorofluoromethane	ND	ND	ND	ND	NA	0.5
Vinyl Chloride	ND	ND	ND	ND	NA	0.5

#### Surrogate Recoveries (%)

%SS1:	102	103	104	104
%SS2:	100	99	100	99
%SS3:	99	100	101	101
Comments	i	i	i	i

\* water and vapor samples are reported in µg/L, soil/sludge/solid samples in mg/kg, product/oil/non-aqueous liquid samples and all TCLP & SPLP extracts are reported in mg/L, wipe samples in µg/wipe.

ND means not detected above the reporting limit; N/A means analyte not applicable to this analysis.

# surrogate diluted out of range or surrogate coelutes with another peak.

h) lighter than water immiscible sheen/product is present; i) liquid sample that contains greater than ~1 vol. % sediment; j) sample diluted due to high organic content/matrix interference; k) reporting limit near, but not identical to our standard reporting limit due to variable Encore sample weight; m) reporting limit raised due to insufficient sample amount; n) results are reported on a dry weight basis; p) see attached narrative.





# McC Campbell Analytical, Inc.

110 2nd Avenue South, #D7, Pacheco, CA 94553-5560  
 Telephone : 925-798-1620 Fax : 925-798-1622  
 Website: www.mccampbell.com E-mail: main@mccampbell.com

AEI Consultants  2500 Camino Diablo, Ste. #200  Walnut Creek, CA 94597	Client Project ID: #115876; Main Street Prop.	Date Sampled: 02/06/06
	Client Contact: Adrian Angel	Date Received: 02/06/06
	Client P.O.:	Date Extracted: 02/06/06-02/07/06
		Date Analyzed: 02/07/06

### Halogenated Volatile Organics by P&T and GC-MS (8010 Basic Target List)\*

Extraction Method: SW5030B

Analytical Method: SW8260B

Work Order: 0602106

Lab ID	0602106-002A	0602106-005A	0602106-008A	0602106-010A	Reporting Limit for DF = 1	
Client ID	SB-4-9'	SB-9-8'	SB-10-8.5'	SB-4-W-1	S	W
Matrix	S	S	S	W		
DF	1	1	1	1		

Compound	Concentration				mg/kg	µg/L
Bromodichloromethane	ND	ND	ND	ND	0.005	0.5
Bromoform	ND	ND	ND	ND	0.005	0.5
Bromomethane	ND	ND	ND	ND	0.005	0.5
Carbon Tetrachloride	ND	ND	ND	ND	0.005	0.5
Chlorobenzene	ND	ND	ND	ND	0.005	0.5
Chloroethane	ND	ND	ND	ND	0.005	0.5
2-Chloroethyl Vinyl Ether	ND	ND	ND	ND	0.005	1.0
Chloroform	ND	ND	ND	ND	0.005	0.5
Chloromethane	ND	ND	ND	ND	0.005	0.5
Dibromochloromethane	ND	ND	ND	ND	0.005	0.5
1,2-Dichlorobenzene	ND	ND	ND	ND	0.005	0.5
1,3-Dichlorobenzene	ND	ND	ND	ND	0.005	0.5
1,4-Dichlorobenzene	ND	ND	ND	ND	0.005	0.5
Dichlorodifluoromethane	ND	ND	ND	ND	0.005	0.5
1,1-Dichloroethane	ND	ND	ND	ND	0.005	0.5
1,2-Dichloroethane (1,2-DCA)	ND	ND	ND	ND	0.005	0.5
1,1-Dichloroethene	ND	ND	ND	ND	0.005	0.5
cis-1,2-Dichloroethene	ND	ND	ND	ND	0.005	0.5
trans-1,2-Dichloroethene	ND	ND	ND	ND	0.005	0.5
1,2-Dichloropropane	ND	ND	ND	ND	0.005	0.5
cis-1,3-Dichloropropene	ND	ND	ND	ND	0.005	0.5
trans-1,3-Dichloropropene	ND	ND	ND	ND	0.005	0.5
Methylene chloride	ND	ND	ND	ND	0.005	0.5
1,1,2,2-Tetrachloroethane	ND	ND	ND	ND	0.005	0.5
Tetrachloroethene	ND	ND	0.013	0.90	0.005	0.5
1,1,1-Trichloroethane	ND	ND	ND	ND	0.005	0.5
1,1,2-Trichloroethane	ND	ND	ND	ND	0.005	0.5
Trichloroethene	ND	ND	ND	ND	0.005	0.5
Trichlorofluoromethane	ND	ND	ND	ND	0.005	0.5
Vinyl Chloride	ND	ND	ND	ND	0.005	0.5

#### Surrogate Recoveries (%)

	97	96	97	105
%SS1:				
%SS2:	107	106	106	97
%SS3:	112	109	108	95

#### Comments

\* water and vapor samples are reported in µg/L, soil/sludge/solid samples in mg/kg, product/oil/non-aqueous liquid samples and all TCLP & SPLP extracts are reported in mg/L, wipe samples in µg/wipe.

ND means not detected above the reporting limit; N/A means analyte not applicable to this analysis.

# surrogate diluted out of range or surrogate coelutes with another peak.

h) lighter than water immiscible sheen/product is present; i) liquid sample that contains greater than ~1 vol. % sediment; j) sample diluted due to high organic content/matrix interference; k) reporting limit near, but not identical to our standard reporting limit due to variable Encore sample weight; m) reporting limit raised due to insufficient sample amount; n) results are reported on a dry weight basis; p) see attached narrative.



# McC Campbell Analytical, Inc.

110 2nd Avenue South, #D7, Pacheco, CA 94553-5560  
 Telephone : 925-798-1620 Fax : 925-798-1622  
 Website: www.mccampbell.com E-mail: main@mccampbell.com

AEI Consultants  2500 Camino Diablo, Ste. #200  Walnut Creek, CA 94597	Client Project ID: #115876; Main Street Prop.	Date Sampled: 02/06/06
	Client Contact: Adrian Angel	Date Received: 02/06/06
	Client P.O.:	Date Extracted: 02/06/06-02/07/06
		Date Analyzed: 02/07/06

### Halogenated Volatile Organics by P&T and GC-MS (8010 Basic Target List)\*

Extraction Method: SW5030B

Analytical Method: SW8260B

Work Order: 0602106

Lab ID	0602106-011A	0602106-012A	0602106-013A	0602106-014A	Reporting Limit for DF = 1	
Client ID	SB-4-W-2	SB-9-W-1	SB-9-W-2	SB-10-W-1	S	W
Matrix	W	W	W	W		
DF	1	1	1	1		

Compound	Concentration				mg/kg	µg/L
Bromodichloromethane	ND	ND	ND	ND	0.005	0.5
Bromoform	ND	ND	ND	ND	0.005	0.5
Bromomethane	ND	ND	ND	ND	0.005	0.5
Carbon Tetrachloride	ND	ND	ND	ND	0.005	0.5
Chlorobenzene	ND	ND	ND	ND	0.005	0.5
Chloroethane	ND	ND	ND	ND	0.005	0.5
2-Chloroethyl Vinyl Ether	ND	ND	ND	ND	0.005	1.0
Chloroform	ND	ND	ND	ND	0.005	0.5
Chloromethane	ND	ND	ND	ND	0.005	0.5
Dibromochloromethane	ND	ND	ND	ND	0.005	0.5
1,2-Dichlorobenzene	ND	ND	ND	ND	0.005	0.5
1,3-Dichlorobenzene	ND	ND	ND	ND	0.005	0.5
1,4-Dichlorobenzene	ND	ND	ND	ND	0.005	0.5
Dichlorodifluoromethane	ND	ND	ND	ND	0.005	0.5
1,1-Dichloroethane	ND	ND	ND	ND	0.005	0.5
1,2-Dichloroethane (1,2-DCA)	ND	ND	ND	ND	0.005	0.5
1,1-Dichloroethene	ND	ND	ND	ND	0.005	0.5
cis-1,2-Dichloroethene	ND	ND	ND	ND	0.005	0.5
trans-1,2-Dichloroethene	ND	ND	ND	ND	0.005	0.5
1,2-Dichloropropane	ND	ND	ND	ND	0.005	0.5
cis-1,3-Dichloropropene	ND	ND	ND	ND	0.005	0.5
trans-1,3-Dichloropropene	ND	ND	ND	ND	0.005	0.5
Methylene chloride	ND	ND	ND	ND	0.005	0.5
1,1,2,2-Tetrachloroethane	ND	ND	ND	ND	0.005	0.5
Tetrachloroethene	0.56	4.9	0.50	23	0.005	0.5
1,1,1-Trichloroethane	ND	ND	ND	ND	0.005	0.5
1,1,2-Trichloroethane	ND	ND	ND	ND	0.005	0.5
Trichloroethene	ND	ND	ND	ND	0.005	0.5
Trichlorofluoromethane	ND	ND	ND	ND	0.005	0.5
Vinyl Chloride	ND	ND	ND	ND	0.005	0.5

#### Surrogate Recoveries (%)

	105	104	104	105
%SS1:				
%SS2:	98	98	99	99
%SS3:	95	95	96	94

#### Comments

\* water and vapor samples are reported in µg/L, soil/sludge/solid samples in mg/kg, product/oil/non-aqueous liquid samples and all TCLP & SPLP extracts are reported in mg/L, wipe samples in µg/wipe.

ND means not detected above the reporting limit; N/A means analyte not applicable to this analysis.

# surrogate diluted out of range or surrogate coelutes with another peak.

h) lighter than water immiscible sheen/product is present; i) liquid sample that contains greater than ~1 vol. % sediment; j) sample diluted due to high organic content/matrix interference; k) reporting limit near, but not identical to our standard reporting limit due to variable Encore sample weight; m) reporting limit raised due to insufficient sample amount; n) results are reported on a dry weight basis; p) see attached narrative.



# McCampbell Analytical, Inc.

110 2nd Avenue South, #D7, Pacheco, CA 94553-5560  
 Telephone : 925-798-1620 Fax : 925-798-1622  
 Website: www.mccampbell.com E-mail: main@mccampbell.com

AEI Consultants  2500 Camino Diablo, Ste. #200  Walnut Creek, CA 94597	Client Project ID: #115876; Main Street Prop.	Date Sampled: 02/06/06
	Client Contact: Adrian Angel	Date Received: 02/06/06
	Client P.O.:	Date Extracted: 02/06/06-02/07/06
		Date Analyzed: 02/07/06

### Halogenated Volatile Organics by P&T and GC-MS (8010 Basic Target List)\*

Extraction Method: SW5030B

Analytical Method: SW8260B

Work Order: 0602106

Lab ID	0602106-015A	Reporting Limit for DF=1	
Client ID	SB-10-W-2		
Matrix	W	S	W
DF	1		

Compound	Concentration			mg/kg	µg/L
Bromodichloromethane	ND			0.005	0.5
Bromoform	ND			0.005	0.5
Bromomethane	ND			0.005	0.5
Carbon Tetrachloride	ND			0.005	0.5
Chlorobenzene	ND			0.005	0.5
Chloroethane	ND			0.005	0.5
2-Chloroethyl Vinyl Ether	ND			0.005	1.0
Chloroform	ND			0.005	0.5
Chloromethane	ND			0.005	0.5
Dibromochloromethane	ND			0.005	0.5
1,2-Dichlorobenzene	ND			0.005	0.5
1,3-Dichlorobenzene	ND			0.005	0.5
1,4-Dichlorobenzene	ND			0.005	0.5
Dichlorodifluoromethane	ND			0.005	0.5
1,1-Dichloroethane	ND			0.005	0.5
1,2-Dichloroethane (1,2-DCA)	ND			0.005	0.5
1,1-Dichloroethene	ND			0.005	0.5
cis-1,2-Dichloroethene	ND			0.005	0.5
trans-1,2-Dichloroethene	ND			0.005	0.5
1,2-Dichloropropane	ND			0.005	0.5
cis-1,3-Dichloropropene	ND			0.005	0.5
trans-1,3-Dichloropropene	ND			0.005	0.5
Methylene chloride	ND			0.005	0.5
1,1,2,2-Tetrachloroethane	ND			0.005	0.5
Tetrachloroethene	4.7			0.005	0.5
1,1,1-Trichloroethane	ND			0.005	0.5
1,1,2-Trichloroethane	ND			0.005	0.5
Trichloroethene	ND			0.005	0.5
Trichlorofluoromethane	ND			0.005	0.5
Vinyl Chloride	ND			0.005	0.5

#### Surrogate Recoveries (%)

%SS1:	105		
%SS2:	98		
%SS3:	95		

#### Comments

\* water and vapor samples are reported in µg/L, soil/sludge/solid samples in mg/kg, product/oil/non-aqueous liquid samples and all TCLP & SPLP extracts are reported in mg/L, wipe samples in µg/wipe.

ND means not detected above the reporting limit; N/A means analyte not applicable to this analysis.

# surrogate diluted out of range or surrogate coelutes with another peak.

h) lighter than water immiscible sheen/product is present; i) liquid sample that contains greater than ~1 vol. % sediment; j) sample diluted due to high organic content/matrix interference; k) reporting limit near, but not identical to our standard reporting limit due to variable Encore sample weight; m) reporting limit raised due to insufficient sample amount; n) results are reported on a dry weight basis; p) see attached narrative.



# McC Campbell Analytical, Inc.

110 2nd Avenue South, #D7, Pacheco, CA 94553-5560  
 Telephone : 925-798-1620 Fax : 925-798-1622  
 Website: www.mcccampbell.com E-mail: main@mcccampbell.com

AEI Consultants  2500 Camino Diablo, Ste. #200  Walnut Creek, CA 94597	Client Project ID: #115876; Main Street Prop.	Date Sampled: 02/06/06
	Client Contact: Adrian Angel	Date Received: 02/06/06
	Client P.O.:	Date Extracted: 02/15/06
		Date Analyzed: 02/16/06

### Halogenated Volatile Organics by P&T and GC-MS (8010 Basic Target List)\*

Extraction Method: SW5030B

Analytical Method: SW8260B

Work Order: 0602106

Lab ID	0602106-001A	0602106-003A	0602106-004A	0602106-007A	Reporting Limit for DF =1	
Client ID	SB-4-5'	SB-4-16'	SB-9-5'	SB-10-5'		
Matrix	S	S	S	S	S	W
DF	1	1	1	1		

Compound	Concentration				mg/kg	µg/L
Bromodichloromethane	ND	ND	ND	ND	0.005	NA
Bromoform	ND	ND	ND	ND	0.005	NA
Bromomethane	ND	ND	ND	ND	0.005	NA
Carbon Tetrachloride	ND	ND	ND	ND	0.005	NA
Chlorobenzene	ND	ND	ND	ND	0.005	NA
Chloroethane	ND	ND	ND	ND	0.005	NA
2-Chloroethyl Vinyl Ether	ND	ND	ND	ND	0.005	NA
Chloroform	ND	ND	ND	ND	0.005	NA
Chloromethane	ND	ND	ND	ND	0.005	NA
Dibromochloromethane	ND	ND	ND	ND	0.005	NA
1,2-Dichlorobenzene	ND	ND	ND	ND	0.005	NA
1,3-Dichlorobenzene	ND	ND	ND	ND	0.005	NA
1,4-Dichlorobenzene	ND	ND	ND	ND	0.005	NA
Dichlorodifluoromethane	ND	ND	ND	ND	0.005	NA
1,1-Dichloroethane	ND	ND	ND	ND	0.005	NA
1,2-Dichloroethane (1,2-DCA)	ND	ND	ND	ND	0.005	NA
1,1-Dichloroethene	ND	ND	ND	ND	0.005	NA
cis-1,2-Dichloroethene	ND	ND	ND	ND	0.005	NA
trans-1,2-Dichloroethene	ND	ND	ND	ND	0.005	NA
1,2-Dichloropropane	ND	ND	ND	ND	0.005	NA
cis-1,3-Dichloropropene	ND	ND	ND	ND	0.005	NA
trans-1,3-Dichloropropene	ND	ND	ND	ND	0.005	NA
Methylene chloride	ND	ND	ND	ND	0.005	NA
1,1,2,2-Tetrachloroethane	ND	ND	ND	ND	0.005	NA
Tetrachloroethene	ND	ND	ND	ND	0.005	NA
1,1,1-Trichloroethane	ND	ND	ND	ND	0.005	NA
1,1,2-Trichloroethane	ND	ND	ND	ND	0.005	NA
Trichloroethene	ND	ND	ND	ND	0.005	NA
Trichlorofluoromethane	ND	ND	ND	ND	0.005	NA
Vinyl Chloride	ND	ND	ND	ND	0.005	NA

#### Surrogate Recoveries (%)

%SS1:	97	99	99	98	
%SS2:	111	111	110	110	
%SS3:	115	113	112	112	
Comments					

\* water and vapor samples are reported in µg/L, soil/sludge/solid samples in mg/kg, product/oil/non-aqueous liquid samples and all TCLP & SPLP extracts are reported in mg/L, wipe samples in µg/wipe.

ND means not detected above the reporting limit; N/A means analyte not applicable to this analysis.

# surrogate diluted out of range or surrogate coelutes with another peak.

b) lighter than water immiscible sheen/product is present; i) liquid sample that contains greater than ~1 vol. % sediment; j) sample diluted due to high organic content/matrix interference; k) reporting limit near, but not identical to our standard reporting limit due to variable Encore sample weight; m) reporting limit raised due to insufficient sample amount; n) results are reported on a dry weight basis; p) see attached narrative.



# McC Campbell Analytical, Inc.

110 2nd Avenue South, #D7, Pacheco, CA 94553-5560  
 Telephone : 925-798-1620 Fax : 925-798-1622  
 Website: www.mcccampbell.com E-mail: main@mcccampbell.com

AEI Consultants  2500 Camino Diablo, Ste. #200  Walnut Creek, CA 94597	Client Project ID: #115876; Main Street Prop.	Date Sampled: 02/06/06
	Client Contact: Adrian Angel	Date Received: 02/06/06
	Client P.O.:	Date Extracted: 02/15/06
		Date Analyzed: 02/16/06

### Halogenated Volatile Organics by P&T and GC-MS (8010 Basic Target List)\*

Extraction Method: SW5030B

Analytical Method: SW8260B

Work Order: 0602106

Lab ID	0602106-009A	Reporting Limit for DF =1		
Client ID	SB-10-12'	S	W	
Matrix	S			
DF	1			
Compound	Concentration		mg/kg	µg/L
Bromodichloromethane	ND		0.005	NA
Bromoform	ND		0.005	NA
Bromomethane	ND		0.005	NA
Carbon Tetrachloride	ND		0.005	NA
Chlorobenzene	ND		0.005	NA
Chloroethane	ND		0.005	NA
2-Chloroethyl Vinyl Ether	ND		0.005	NA
Chloroform	ND		0.005	NA
Chloromethane	ND		0.005	NA
Dibromochloromethane	ND		0.005	NA
1,2-Dichlorobenzene	ND		0.005	NA
1,3-Dichlorobenzene	ND		0.005	NA
1,4-Dichlorobenzene	ND		0.005	NA
Dichlorodifluoromethane	ND		0.005	NA
1,1-Dichloroethane	ND		0.005	NA
1,2-Dichloroethane (1,2-DCA)	ND		0.005	NA
1,1-Dichloroethene	ND		0.005	NA
cis-1,2-Dichloroethene	ND		0.005	NA
trans-1,2-Dichloroethene	ND		0.005	NA
1,2-Dichloropropane	ND		0.005	NA
cis-1,3-Dichloropropene	ND		0.005	NA
trans-1,3-Dichloropropene	ND		0.005	NA
Methylene chloride	ND		0.005	NA
1,1,2,2-Tetrachloroethane	ND		0.005	NA
Tetrachloroethene	ND		0.005	NA
1,1,1-Trichloroethane	ND		0.005	NA
1,1,2-Trichloroethane	ND		0.005	NA
Trichloroethene	ND		0.005	NA
Trichlorofluoromethane	ND		0.005	NA
Vinyl Chloride	ND		0.005	NA

#### Surrogate Recoveries (%)

%SS1:	98		
%SS2:	111		
%SS3:	115		
<b>Comments</b>			

\* water and vapor samples are reported in µg/L, soil/sludge/solid samples in mg/kg, product/oil/non-aqueous liquid samples and all TCLP & SPLP extracts are reported in mg/L, wipe samples in µg/wipe.

ND means not detected above the reporting limit; N/A means analyte not applicable to this analysis.

# surrogate diluted out of range or surrogate coelutes with another peak.

h) lighter than water immiscible sheen/product is present; i) liquid sample that contains greater than ~1 vol. % sediment; j) sample diluted due to high organic content/matrix interference; k) reporting limit near, but not identical to our standard reporting limit due to variable Encore sample weight; m) reporting limit raised due to insufficient sample amount; n) results are reported on a dry weight basis; p) see attached narrative.



QC SUMMARY REPORT FOR SW8260B

W.O. Sample Matrix: Soil

QC Matrix: Soil

WorkOrder: 0602106

EPA Method: SW8260B		Extraction: SW5030B			BatchID: 20309			Spiked Sample ID 0602222-004A		
Analyte	Sample	Spiked	MS	MSD	MS-MSD	LCS	LCSD	LCS-LCSD	Acceptance Criteria (%)	
	mg/Kg	mg/Kg	% Rec.	% Rec.	% RPD	% Rec.	% Rec.	% RPD	MS / MSD	LCS / LCSD
Chlorobenzene	ND	0.050	114	114	0	116	116	0	70 - 130	70 - 130
1,2-Dichloroethane (1,2-DCA)	ND	0.050	97.6	96.6	1.02	107	106	1.27	70 - 130	70 - 130
1,1-Dichloroethene	ND	0.050	105	104	0.338	112	113	1.26	70 - 130	70 - 130
Trichloroethene	ND	0.050	107	110	2.76	112	113	0.695	70 - 130	70 - 130
%SS1:	103	0.050	96	97	1.63	102	101	1.37	70 - 130	70 - 130
%SS2:	109	0.050	97	96	0.907	95	96	0.293	70 - 130	70 - 130
%SS3:	120	0.050	93	93	0	91	98	7.23	70 - 130	70 - 130

All target compounds in the Method Blank of this extraction batch were ND less than the method RL with the following exceptions:  
NONE

BATCH 20309 SUMMARY

Sample ID	Date Sampled	Date Extracted	Date Analyzed	Sample ID	Date Sampled	Date Extracted	Date Analyzed
0602106-001A	2/06/06 5:10 PM	2/15/06	2/16/06 1:51 AM	0602106-003A	2/06/06 5:30 PM	2/15/06	2/16/06 2:33 AM
0602106-004A	2/06/06 11:03 AM	2/15/06	2/16/06 3:16 AM	0602106-007A	2/06/06 1:14 PM	2/15/06	2/16/06 3:58 AM
0602106-009A	2/06/06 1:27 PM	2/15/06	2/16/06 4:41 AM				

MS = Matrix Spike; MSD = Matrix Spike Duplicate; LCS = Laboratory Control Sample; LCSD = Laboratory Control Sample Duplicate; RPD = Relative Percent Deviation.

% Recovery = 100 \* (MS-Sample) / (Amount Spiked); RPD = 100 \* (MS - MSD) / ((MS + MSD) / 2).

MS / MSD spike recoveries and / or %RPD may fall outside of laboratory acceptance criteria due to one or more of the following reasons: a) the sample is inhomogenous AND contains significant concentrations of analyte relative to the amount spiked, or b) the spiked sample's matrix interferes with the spike recovery.

N/A = not enough sample to perform matrix spike and matrix spike duplicate.

NR = analyte concentration in sample exceeds spike amount for soil matrix or exceeds 2x spike amount for water matrix or sample diluted due to high matrix or analyte content.

Laboratory extraction solvents such as methylene chloride and freon 113 may occasionally appear in the method blank at low levels.

0602106 AEL  
**MCCAMPBELL ANALYTICAL INC.**

110 2<sup>ND</sup> AVENUE SOUTH, #D7  
 PACHECO, CA 94553-5560

Telephone: (925) 798-1620

Fax: (925) 798-1622

**CHAIN OF CUSTODY RECORD**  
 TURN AROUND TIME

RUSH 24 HR  48 HR  72 HR  5 DAY

EDF Required? Coelt (Normal)  No  Write On (DW)  No

Report To: Adrian Angel Bill To: Same  
 Company: AEL Consultants  
2500 Camino Diablo  
Walnut Creek CA  
 Tele: 0 (925) 283-6000 E-Mail: angel@aelconsultants.com  
 Project #: 115876 Fax: 0 (925) 283-6121  
 Project Name: Main Street Prop  
 Project Location: Dublin  
 Sampler Signature: [Signature]

Analysis Request										Other	Comments	
<input type="checkbox"/>	<input type="checkbox"/>	<input type="checkbox"/>	<input type="checkbox"/>	<input type="checkbox"/>	<input type="checkbox"/>	<input type="checkbox"/>	<input type="checkbox"/>	<input type="checkbox"/>	<input type="checkbox"/>	<input type="checkbox"/>		PDF report please
<input type="checkbox"/>	<input type="checkbox"/>	<input type="checkbox"/>	<input type="checkbox"/>	<input type="checkbox"/>	<input type="checkbox"/>	<input type="checkbox"/>	<input type="checkbox"/>	<input type="checkbox"/>	<input type="checkbox"/>	<input type="checkbox"/>		
<input type="checkbox"/>	<input type="checkbox"/>	<input type="checkbox"/>	<input type="checkbox"/>	<input type="checkbox"/>	<input type="checkbox"/>	<input type="checkbox"/>	<input type="checkbox"/>	<input type="checkbox"/>	<input type="checkbox"/>	<input type="checkbox"/>		
<input type="checkbox"/>	<input type="checkbox"/>	<input type="checkbox"/>	<input type="checkbox"/>	<input type="checkbox"/>	<input type="checkbox"/>	<input type="checkbox"/>	<input type="checkbox"/>	<input type="checkbox"/>	<input type="checkbox"/>	<input type="checkbox"/>		
<input type="checkbox"/>	<input type="checkbox"/>	<input type="checkbox"/>	<input type="checkbox"/>	<input type="checkbox"/>	<input type="checkbox"/>	<input type="checkbox"/>	<input type="checkbox"/>	<input type="checkbox"/>	<input type="checkbox"/>	<input type="checkbox"/>		
<input type="checkbox"/>	<input type="checkbox"/>	<input type="checkbox"/>	<input type="checkbox"/>	<input type="checkbox"/>	<input type="checkbox"/>	<input type="checkbox"/>	<input type="checkbox"/>	<input type="checkbox"/>	<input type="checkbox"/>	<input type="checkbox"/>		
<input type="checkbox"/>	<input type="checkbox"/>	<input type="checkbox"/>	<input type="checkbox"/>	<input type="checkbox"/>	<input type="checkbox"/>	<input type="checkbox"/>	<input type="checkbox"/>	<input type="checkbox"/>	<input type="checkbox"/>	<input type="checkbox"/>		
<input type="checkbox"/>	<input type="checkbox"/>	<input type="checkbox"/>	<input type="checkbox"/>	<input type="checkbox"/>	<input type="checkbox"/>	<input type="checkbox"/>	<input type="checkbox"/>	<input type="checkbox"/>	<input type="checkbox"/>	<input type="checkbox"/>		
<input type="checkbox"/>	<input type="checkbox"/>	<input type="checkbox"/>	<input type="checkbox"/>	<input type="checkbox"/>	<input type="checkbox"/>	<input type="checkbox"/>	<input type="checkbox"/>	<input type="checkbox"/>	<input type="checkbox"/>	<input type="checkbox"/>		
<input type="checkbox"/>	<input type="checkbox"/>	<input type="checkbox"/>	<input type="checkbox"/>	<input type="checkbox"/>	<input type="checkbox"/>	<input type="checkbox"/>	<input type="checkbox"/>	<input type="checkbox"/>	<input type="checkbox"/>	<input type="checkbox"/>		

SAMPLE ID (Field Point Name)	LOCATION	SAMPLING		# Containers	Type Containers	MATRIX					METHOD PRESERVED						
		Date	Time			Water	Soil	Air	Sludge	Other	Ice	HCl	HNO <sub>3</sub>	Other			
SB-4-5'		2/6/06	5:10P	1	A	X						X					
SB-4-9'			5:30P	1	E												
SB-4-16'			5:30P	1	E												
SB-9-5'			11:03A	1	T												
SB-9-8'			11:03A	1	Y												
SB-9-12'			11:15A	1	T												
SB-10-5'			1:14P	1	E												
SB-10-8.5'			1:18P	1	E												
SB-10-12'			1:27P	1	Y												
SB-4-W-1			-	4		X											
SB-4-W-2			-	3													
SB-9-W-1			-	4													
SB-9-W-2			-	4													
SB-10-W-1			-	4													

50  
75  
50  
40  
35

2/6/06/5-10  
 X 11  
 X 11  
 X 11  
 X 11

Relinquished By: [Signature] Date: 2/6/06 Time: 6:30P Received By: Kathleen Owen  
 Relinquished By: \_\_\_\_\_ Date: \_\_\_\_\_ Time: \_\_\_\_\_ Received By: \_\_\_\_\_  
 Relinquished By: \_\_\_\_\_ Date: \_\_\_\_\_ Time: \_\_\_\_\_ Received By: \_\_\_\_\_

ICE/✓  
 GOOD CONDITION ✓  
 HEAD SPACE ABSENT ✓  
 DECHLORINATED IN LAB \_\_\_\_\_  
 PRESERVATION APPROPRIATE ✓  
 CONTAINERS PRESERVED IN LAB \_\_\_\_\_  
 VDAS ✓ O&G METALS OTHER

**McCAMPBELL ANALYTICAL INC.**  
 110 2<sup>nd</sup> AVENUE SOUTH, #D7  
 PACHECO, CA 94553-5560  
 Telephone: (925) 798-1620 Fax: (925) 798-1622

**CHAIN OF CUSTODY RECORD**  
 TURN AROUND TIME  RUSH 24 HR  48 HR  72 HR  5 DAY  
 EDF Required? Coelt (Normal) No Write On (DW) No

Report To: *Adrian Angel* Bill To: *Same*  
 Company: *AEI Consultants*  
*2500 Camino Diablo*  
*Walnut Creek, CA* E-Mail: *adangel@aer...*  
 Tele: *0 (925) 283-6000* Fax: *0 925-283-6121*  
 Project #: *10877a* Project Name: *Main Street*  
 Project Location: *Dublin*  
 Sampler Signature: *[Signature]*

Analysis Request										Other	Comments					
BTEX & TPH as Gas (602/8020 + 8015)M/TBE	TPH as Diesel (8015)	Total Petroleum Oil & Grease (5520 E&F/B&F)	Total Petroleum Hydrocarbons (418.1)	EPA 601 / 8010	BTEX ONLY (EPA.602 / 8020)	EPA 608 / 8080	EPA 608 / 8080 PCB's ONLY	EPA 624 / 8240 / 8260 <i>HVOCs</i>	EPA 625 / 8270	PAH's / PNA's by EPA 625 / 8270 / 8310	CAM-17 Metals	LUFT 5 Metals	Lead (7240/7421/239.2/6010)	RCI		PDF report please
								X								

SAMPLE ID (Field Point Name)	LOCATION	SAMPLING		# Containers	Type Containers	MATRIX					METHOD PRESERVED					
		Date	Time			Water	Soil	Air	Sludge	Other	Ice	HCl	HNO <sub>3</sub>	Other		
5 SB-10-W-2		2/6/06	-	4	VOCS	X										

Relinquished By: *[Signature]* Date: *2/6/06* Time: *6:30P* Received By: *Kathleen Owen*  
 Relinquished By: \_\_\_\_\_ Date: \_\_\_\_\_ Time: \_\_\_\_\_ Received By: \_\_\_\_\_  
 Relinquished By: \_\_\_\_\_ Date: \_\_\_\_\_ Time: \_\_\_\_\_ Received By: \_\_\_\_\_

ICE/c  PRESERVATION   
 GOOD CONDITION  APPROPRIATE   
 HEAD SPACE ABSENT  CONTAINERS   
 DECHLORINATED IN LAB \_\_\_\_\_ PERSERVED IN LAB \_\_\_\_\_

VOAS  O&G METALS OTHER



**McC Campbell Analytical, Inc.**

**CHAIN-OF-CUSTODY RECORD**



110 Second Avenue South, #D7  
 Pacheco, CA 94553-5560  
 (925) 798-1620

WorkOrder: 0602106

ClientID: AEL

EDF: NO

**Report to:**

Adrian Angel  
 AEI Consultants  
 2500 Camino Diablo, Ste. #200  
 Walnut Creek, CA 94597

TEL: (925) 283-8000  
 FAX: (925) 283-6121  
 ProjectNo: #115876; Main Street Prop.  
 PO:

**Bill to:**

Joanne Bryant  
 AEI Consultants  
 2500 Camino Diablo, Ste. #200  
 Walnut Creek, CA 94597

**Requested TAT: 5 days**

*Date Received:* 02/06/2006

*Date Add-On:* 02/15/2006

*Date Printed:* 02/15/2006

Sample ID	ClientSampID	Matrix	Collection Date	Hold	Requested Tests (See legend below)														
					1	2	3	4	5	6	7	8	9	10	11	12			
0602106-001	SB-4-5'	Soil	2/6/06 5:10:00 PM	<input type="checkbox"/>	A														
0602106-003	SB-4-16'	Soil	2/6/06 5:30:00 PM	<input type="checkbox"/>	A														
0602106-004	SB-9-5'	Soil	2/6/06 11:03:00 AM	<input type="checkbox"/>	A														
0602106-007	SB-10-5'	Soil	2/6/06 1:14:00 PM	<input type="checkbox"/>	A														
0602106-009	SB-10-12'	Soil	2/6/06 1:27:00 PM	<input type="checkbox"/>	A														

**Test Legend:**

1	8010BMS_S	2		3		4		5	
6		7		8		9		10	
11		12							

**Prepared by: Kathleen Owen**

**Comments:**

NOTE: Samples are discarded 60 days after results are reported unless other arrangements are made. Hazardous samples will be returned to client or disposed of at client expense.



McC Campbell Analytical, Inc.

110 2nd Avenue South, #D7, Pacheco, CA 94553-5560  
Telephone : 925-798-1620 Fax : 925-798-1622  
Website: www.mccampbell.com E-mail: main@mccampbell.com

### QC SUMMARY REPORT FOR SW8260B

W.O. Sample Matrix: Soil

QC Matrix: Soil

WorkOrder: 0602106

EPA Method: SW8260B		Extraction: SW5030B			BatchID: 20177			Spiked Sample ID 0602111-006A		
Analyte	Sample	Spiked	MS	MSD	MS-MSD	LCS	LCSD	LCS-LCSD	Acceptance Criteria (%)	
	mg/Kg	mg/Kg	% Rec.	% Rec.	% RPD	% Rec.	% Rec.	% RPD	MS / MSD	LCS / LCSD
Chlorobenzene	ND	0.050	102	103	0.831	102	102	0	70 - 130	70 - 130
1,2-Dichloroethane (1,2-DCA)	ND	0.050	106	106	0	102	111	8.65	70 - 130	70 - 130
1,1-Dichloroethene	ND	0.050	111	111	0	107	113	6.05	70 - 130	70 - 130
Trichloroethene	ND	0.050	99.7	103	3.43	96.9	101	4.30	70 - 130	70 - 130
%SS1:	98	0.050	102	99	3.01	100	105	5.39	70 - 130	70 - 130
%SS2:	107	0.050	97	94	2.38	97	95	1.71	70 - 130	70 - 130
%SS3:	111	0.050	91	95	4.45	92	91	1.22	70 - 130	70 - 130

All target compounds in the Method Blank of this extraction batch were ND less than the method RL with the following exceptions:

NONE

#### BATCH 20177 SUMMARY

Sample ID	Date Sampled	Date Extracted	Date Analyzed	Sample ID	Date Sampled	Date Extracted	Date Analyzed
0602106-002A	2/06/06 5:20 PM	2/06/06	2/07/06 1:39 AM	0602106-005A	2/06/06 11:05 AM	2/06/06	2/07/06 2:22 AM
0602106-008A	2/06/06 1:18 PM	2/06/06	2/07/06 3:04 AM				

MS = Matrix Spike; MSD = Matrix Spike Duplicate; LCS = Laboratory Control Sample; LCSD = Laboratory Control Sample Duplicate; RPD = Relative Percent Deviation.

% Recovery =  $100 * (MS - Sample) / (Amount Spiked)$ ; RPD =  $100 * (MS - MSD) / ((MS + MSD) / 2)$ .

MS / MSD spike recoveries and / or %RPD may fall outside of laboratory acceptance criteria due to one or more of the following reasons: a) the sample is inhomogenous AND contains significant concentrations of analyte relative to the amount spiked, or b) the spiked sample's matrix interferes with the spike recovery.

N/A = not enough sample to perform matrix spike and matrix spike duplicate.

NR = analyte concentration in sample exceeds spike amount for soil matrix or exceeds 2x spike amount for water matrix or sample diluted due to high matrix or analyte content.

Laboratory extraction solvents such as methylene chloride and freon 113 may occasionally appear in the method blank at low levels.



**McC Campbell Analytical, Inc.**

110 2nd Avenue South, #D7, Pacheco, CA 94553-5560  
Telephone : 925-798-1620 Fax : 925-798-1622  
Website: www.mccampbell.com E-mail: main@mccampbell.com

**QC SUMMARY REPORT FOR SW8260B**

W.O. Sample Matrix: Water

QC Matrix: Water

WorkOrder: 0602106

EPA Method: SW8260B		Extraction: SW5030B			BatchID: 20199			Spiked Sample ID 0602101-001A		
Analyte	Sample	Spiked	MS	MSD	MS-MSD	LCS	LCSD	LCS-LCSD	Acceptance Criteria (%)	
	µg/L	µg/L	% Rec.	% Rec.	% RPD	% Rec.	% Rec.	% RPD	MS / MSD	LCS / LCSD
Chlorobenzene	ND	10	102	101	1.27	112	115	2.26	70 - 130	70 - 130
1,2-Dichloroethane (1,2-DCA)	ND	10	105	104	1.19	95.3	98.3	3.13	70 - 130	70 - 130
1,1-Dichloroethene	ND	10	112	112	0	104	108	3.54	70 - 130	70 - 130
Trichloroethene	ND	10	104	103	1.29	94.2	96.4	2.38	70 - 130	70 - 130
%SS1:	102	10	105	105	0	102	101	1.49	70 - 130	70 - 130
%SS2:	98	10	95	95	0	101	101	0	70 - 130	70 - 130
%SS3:	95	10	89	88	1.48	105	106	0.461	70 - 130	70 - 130

All target compounds in the Method Blank of this extraction batch were ND less than the method RL with the following exceptions:  
NONE

**BATCH 20199 SUMMARY**

Sample ID	Date Sampled	Date Extracted	Date Analyzed	Sample ID	Date Sampled	Date Extracted	Date Analyzed
0602106-010A	2/06/06	2/07/06	2/07/06 12:53 AM	0602106-011A	2/06/06	2/07/06	2/07/06 1:46 AM
0602106-012A	2/06/06	2/07/06	2/07/06 2:37 AM	0602106-013A	2/06/06	2/07/06	2/07/06 3:33 AM
0602106-014A	2/06/06	2/07/06	2/07/06 4:26 AM	0602106-015A	2/06/06	2/07/06	2/07/06 5:19 AM

MS = Matrix Spike; MSD = Matrix Spike Duplicate; LCS = Laboratory Control Sample; LCSD = Laboratory Control Sample Duplicate; RPD = Relative Percent Deviation.

% Recovery = 100 \* (MS-Sample) / (Amount Spiked); RPD = 100 \* (MS - MSD) / ((MS + MSD) / 2).

MS / MSD spike recoveries and / or %RPD may fall outside of laboratory acceptance criteria due to one or more of the following reasons: a) the sample is inhomogenous AND contains significant concentrations of analyte relative to the amount spiked, or b) the spiked sample's matrix interferes with the spike recovery.

N/A = not enough sample to perform matrix spike and matrix spike duplicate.

NR = analyte concentration in sample exceeds spike amount for soil matrix or exceeds 2x spike amount for water matrix or sample diluted due to high matrix or analyte content.

Laboratory extraction solvents such as methylene chloride and freon 113 may occasionally appear in the method blank at low levels.



**McC Campbell Analytical, Inc.**

110 2nd Avenue South, #D7, Pacheco, CA 94553-5560  
Telephone : 925-798-1620 Fax : 925-798-1622  
Website: www.mcccampbell.com E-mail: main@mcccampbell.com

### QC SUMMARY REPORT FOR SW8260B

W.O. Sample Matrix: Soil

QC Matrix: Soil

WorkOrder: 0602085

EPA Method: SW8260B		Extraction: SW5030B			BatchID: 20177			Spiked Sample ID 0602111-006A		
Analyte	Sample	Spiked	MS	MSD	MS-MSD	LCS	LCSD	LCS-LCSD	Acceptance Criteria (%)	
	mg/Kg	mg/Kg	% Rec.	% Rec.	% RPD	% Rec.	% Rec.	% RPD	MS / MSD	LCS / LCSD
Chlorobenzene	ND	0.050	102	103	0.831	102	102	0	70 - 130	70 - 130
1,2-Dichloroethane (1,2-DCA)	ND	0.050	106	106	0	102	111	8.65	70 - 130	70 - 130
1,1-Dichloroethene	ND	0.050	111	111	0	107	113	6.05	70 - 130	70 - 130
Trichloroethene	ND	0.050	99.7	103	3.43	96.9	101	4.30	70 - 130	70 - 130
%SS1:	98	0.050	102	99	3.01	100	105	5.39	70 - 130	70 - 130
%SS2:	107	0.050	97	94	2.38	97	95	1.71	70 - 130	70 - 130
%SS3:	111	0.050	91	95	4.45	92	91	1.22	70 - 130	70 - 130

All target compounds in the Method Blank of this extraction batch were ND less than the method RL with the following exceptions:

NONE

#### BATCH 20177 SUMMARY

Sample ID	Date Sampled	Date Extracted	Date Analyzed	Sample ID	Date Sampled	Date Extracted	Date Analyzed
0602085-008A	2/02/06 12:25 PM	2/03/06	2/07/06 12:44 PM				

MS = Matrix Spike; MSD = Matrix Spike Duplicate; LCS = Laboratory Control Sample; LCSD = Laboratory Control Sample Duplicate; RPD = Relative Percent Deviation.

% Recovery =  $100 * (MS - Sample) / (Amount Spiked)$ ;  $RPD = 100 * (MS - MSD) / ((MS + MSD) / 2)$ .

MS / MSD spike recoveries and / or %RPD may fall outside of laboratory acceptance criteria due to one or more of the following reasons: a) the sample is inhomogenous AND contains significant concentrations of analyte relative to the amount spiked, or b) the spiked sample's matrix interferes with the spike recovery.

N/A = not enough sample to perform matrix spike and matrix spike duplicate.

NR = analyte concentration in sample exceeds spike amount for soil matrix or exceeds 2x spike amount for water matrix or sample diluted due to high matrix or analyte content.

Laboratory extraction solvents such as methylene chloride and freon 113 may occasionally appear in the method blank at low levels.



**McC Campbell Analytical, Inc.**

110 2nd Avenue South, #D7, Pacheco, CA 94553-5560  
Telephone : 925-798-1620 Fax : 925-798-1622  
Website: www.mcccampbell.com E-mail: main@mcccampbell.com

### QC SUMMARY REPORT FOR SW8260B

W.O. Sample Matrix: Water

QC Matrix: Water

WorkOrder: 0602085

EPA Method: SW8260B		Extraction: SW5030B			BatchID: 20185			Spiked Sample ID 0602089-006C		
Analyte	Sample	Spiked	MS	MSD	MS-MSD	LCS	LCSD	LCS-LCSD	Acceptance Criteria (%)	
	µg/L	µg/L	% Rec.	% Rec.	% RPD	% Rec.	% Rec.	% RPD	MS / MSD	LCS / LCSD
Chlorobenzene	ND	10	118	120	1.21	114	118	2.89	70 - 130	70 - 130
1,2-Dichloroethane (1,2-DCA)	ND	10	104	104	0	96.9	102	4.64	70 - 130	70 - 130
1,1-Dichloroethene	ND	10	115	115	0	108	114	4.77	70 - 130	70 - 130
Trichloroethene	ND	10	100	98.6	1.70	94.7	98.2	3.57	70 - 130	70 - 130
%SSI:	103	10	102	102	0	102	101	0.989	70 - 130	70 - 130
%SS2:	100	10	100	100	0	101	100	0.577	70 - 130	70 - 130
%SS3:	109	10	107	106	0.506	108	106	1.24	70 - 130	70 - 130

All target compounds in the Method Blank of this extraction batch were ND less than the method RL with the following exceptions:

NONE

#### BATCH 20185 SUMMARY

Sample ID	Date Sampled	Date Extracted	Date Analyzed	Sample ID	Date Sampled	Date Extracted	Date Analyzed
0602085-012A	2/02/06	2/06/06	2/06/06 8:43 PM	0602085-013A	2/02/06	2/06/06	2/06/06 3:14 PM
0602085-014A	2/02/06	2/06/06	2/06/06 3:58 PM	0602085-015A	2/02/06	2/06/06	2/06/06 4:41 PM
0602085-016A	2/02/06	2/06/06	2/06/06 5:25 PM	0602085-017A	2/02/06	2/06/06	2/06/06 6:08 PM
0602085-018A	2/02/06	2/06/06	2/06/06 6:58 PM	0602085-019A	2/02/06	2/06/06	2/06/06 7:51 PM

MS = Matrix Spike; MSD = Matrix Spike Duplicate; LCS = Laboratory Control Sample; LCSD = Laboratory Control Sample Duplicate; RPD = Relative Percent Deviation.

% Recovery = 100 \* (MS - Sample) / (Amount Spiked); RPD = 100 \* (MS - MSD) / ((MS + MSD) / 2).

MS / MSD spike recoveries and / or %RPD may fall outside of laboratory acceptance criteria due to one or more of the following reasons: a) the sample is inhomogenous AND contains significant concentrations of analyte relative to the amount spiked, or b) the spiked sample's matrix interferes with the spike recovery.

N/A = not enough sample to perform matrix spike and matrix spike duplicate.

NR = analyte concentration in sample exceeds spike amount for soil matrix or exceeds 2x spike amount for water matrix or sample diluted due to high matrix or analyte content.

Laboratory extraction solvents such as methylene chloride and freon 113 may occasionally appear in the method blank at low levels.

**McCampbell Analytical, Inc.**



110 Second Avenue South, #D7  
 Pacheco, CA 94553-5560  
 (925) 798-1620

**CHAIN-OF-CUSTODY RECORD**

WorkOrder: 0602085

ClientID: AEL

EDF: NO

Report to:

Adrian Angel  
 AEI Consultants  
 2500 Camino Diablo, Ste. #200  
 Walnut Creek, CA 94597

TEL: (925) 283-6000  
 FAX: (925) 283-6121  
 ProjectNo: #115876; Main Street  
 PO:

Bill to:

Joanne Bryant  
 AEI Consultants  
 2500 Camino Diablo, Ste. #200  
 Walnut Creek, CA 94597

Requested TAT:

5 days

Date Received: 02/03/2006  
 Date Printed: 02/03/2006

Sample ID	ClientSampID	Matrix	Collection Date	Hold	Requested Tests (See legend below)													
					1	2	3	4	5	6	7	8	9	10	11	12		
0602085-008	SB-6-15'	Soil	2/2/06 12:25:00 PM	<input type="checkbox"/>	A													
0602085-012	SB-6-W-1	Water	2/2/06	<input type="checkbox"/>		A												
0602085-013	SB-6-W-2	Water	2/2/06	<input type="checkbox"/>		A												
0602085-014	SB-8-W-1	Water	2/2/06	<input type="checkbox"/>		A												
0602085-015	SB-8-W-2	Water	2/2/06	<input type="checkbox"/>		A												
0602085-016	SB-5-W-1	Water	2/2/06	<input type="checkbox"/>		A												
0602085-017	SB-5-W-2	Water	2/2/06	<input type="checkbox"/>		A												
0602085-018	SB-7-W-1	Water	2/2/06	<input type="checkbox"/>		A												
0602085-019	SB-7-W-2	Water	2/2/06	<input type="checkbox"/>		A												

Test Legend:

1	8010BMS S	2	8010BMS W	3		4		5	
6		7		8		9		10	
11		12							

Prepared by: Kathleen Owen

Comments:

NOTE: Samples are discarded 60 days after results are reported unless other arrangements are made. Hazardous samples will be returned to client or disposed of at client expense.

**McC Campbell Analytical, Inc.**



110 Second Avenue South, #D7  
 Pacheco, CA 94553-5560  
 (925) 798-1620

**CHAIN-OF-CUSTODY RECORD**

WorkOrder: 0602106

ClientID: AEL

EDF: NO

Report to:

Adrian Angel  
 AEI Consultants  
 2500 Camino Diablo, Ste. #200  
 Walnut Creek, CA 94597

TEL: (925) 283-6000  
 FAX: (925) 283-6121  
 ProjectNo: #115876; Main Street Prop.  
 PO:

Bill to:

Joanne Bryant  
 AEI Consultants  
 2500 Camino Diablo, Ste. #200  
 Walnut Creek, CA 94597

Requested TAT: 5 days

Date Received: 02/06/2006

Date Printed: 02/06/2006

Sample ID	ClientSampID	Matrix	Collection Date	Hold	Requested Tests (See legend below)													
					1	2	3	4	5	6	7	8	9	10	11	12		
0602106-002	SB-4-9'	Soil	2/6/06 5:20:00 PM	<input type="checkbox"/>	A													
0602106-005	SB-9-8'	Soil	2/6/06 11:05:00 AM	<input type="checkbox"/>	A													
0602106-008	SB-10-8.5'	Soil	2/6/06 1:18:00 PM	<input type="checkbox"/>	A													
0602106-010	SB-4-W-1	Water	2/6/06	<input type="checkbox"/>		A												
0602106-011	SB-4-W-2	Water	2/6/06	<input type="checkbox"/>		A												
0602106-012	SB-9-W-1	Water	2/6/06	<input type="checkbox"/>		A												
0602106-013	SB-9-W-2	Water	2/6/06	<input type="checkbox"/>		A												
0602106-014	SB-10-W-1	Water	2/6/06	<input type="checkbox"/>		A												
0602106-015	SB-10-W-2	Water	2/6/06	<input type="checkbox"/>		A												

Test Legend:

1	8010BMS_S	2	8010BMS_W	3		4		5	
6		7		8		9		10	
11		12							

Prepared by: Kathleen Owen

Comments:

NOTE: Samples are discarded 60 days after results are reported unless other arrangements are made. Hazardous samples will be returned to client or disposed of at client expense.

**McCAMPBELL ANALYTICAL INC.**  
 110 2<sup>nd</sup> AVENUE SOUTH, RD 7  
 PACIFIC, CA 94230-3500

Telephone: (925) 798-1620 Fax: (925) 798-1622

**CHAIN OF CUSTODY RECORD**  
**TURN AROUND TIME**

RUSH 24 HR  48 HR  72 HR  5 DAY

EDE Required? Coelt (Normal)  No Write On (DW)  No

Report To: Adrian Angel Bill To: Same  
 Company: AEL Consultants  
2501 Camino Diablo  
Woodside CA E-Mail: angel@aelconsultants.com  
 Tele: (925) 283-6000 Fax: (925) 283-6121  
 Project #: 118276 Project Name: Main Street Prop  
 Project Location: Vallejo  
 Sampler Signature: [Signature]

Analysis Request		Other	Comments
MTBE & EPA 9K Compounds (9015)			PDF report above
TOT 16 Dioxin (9015)			
Total Petroleum Oil & Grease (5170 F&E/IR-F)			
Total Petroleum Hydrocarbons (418.1)			
EPA 601 / 8010			
PTX ONLY (EPA 602 / 8029)			
EPA 608 / 8080 PCB's ONLY			
EPA 624 / 8240 / 8250 / 8260 (HAP's)			
EPA 645 / 8470			
PAH's / TNA's by EPA 625 / 8250 / 8210			
CAM-17 Metals			
LUFT 5 Metals			
Lead (7260/7472/239.2/6010)			
LCI			

SAMPLE ID (Field Point Name)	LOCATION	SAMPLING		# Containers	Type Containers	MATRIX				METHOD PRESERVED								
		Date	Time			Water	Soil	Air	Sludge	Other	Ice	HCl	HNO <sub>3</sub>	Other				
SB-4-5'		7/16/06	6:10P	1	A	X												
SB-4-9'			5:30P															
SB-4-16'			8:30P															
SB-9-5'			11:50A															
SB-9-8'			11:00P															
SB-9-12'			11:50A															
SB-10-5'			11:40P															
SB-10-8.5'			1:10P															
SB-10-13'			1:20P															
SB-7-W-1						X												
SB-4-W-2																		
SB-4-W-1																		
SB-7-W-2																		
SB-10-W-1																		

Requested By: [Signature] Date: 2/6/06 Time: 6:30P Received By: Adrian Angel  
 Requested By: \_\_\_\_\_ Date: \_\_\_\_\_ Time: \_\_\_\_\_ Received By: \_\_\_\_\_  
 Requested By: \_\_\_\_\_ Date: \_\_\_\_\_ Time: \_\_\_\_\_ Received By: \_\_\_\_\_

ICB?    
 GOOD CONDITION    
 HEAD SPACE ABSENT    
 DECHLORINATED IN LAB

PRESERVATION APPROPRIATE    
 CONTAINERS    
 PRESERVED IN LAB

NON-METALS  METALS  OTHER



**McCAMPBELL ANALYTICAL INC.**

110 2<sup>nd</sup> AVENUE SOUTH, 907  
PACHECO, CA 94523-5550

Telephone: (925) 798-1620

Fax: (525) 798-1623

**CHAIN OF CUSTODY RECORD**

**TURN AROUND TIME**

RUSH 24 HR  48 HR  72 HR  5 DAY

EDF Required? Cost (Normal) No Write Or. (DW) No

Report To: *Adriana Angel* Bill To: *Came*  
 Company: *PEI Consultants*  
*3500 Camino Real*  
*San Jose, CA 95128* E-Mail: *angel@peicons.com*  
 Tel: *415-253-2000* Fax: *415-253-6121*  
 Project #: *0277* Project Name: *Main Street*  
 Project Location: *San Jose*  
 Sampler Signature: *[Signature]*

SAMPLE ID (Field Point Name)	LOCATION	SAMPLING		# Containers	Type Containers	MATRIX						METHOD PRESERVED					
		Date	Time			Water	Soil	Air	Sludge	Other	Ice	HCl	HNO <sub>3</sub>	Other			
<i>02-10-02</i>		<i>2/10/02</i>		<i>4</i>	<i>white</i>	<i>X</i>							<i>X</i>				

Analysis Request	Other	Comments
BTEX & TPH as Gas (EPA 8210) - <i>NO</i> TPH as Gas (EPA 8210) - <i>NO</i> Total Petroleum Oil & Grease (EPA 801) - <i>NO</i> Total Petroleum Hydrocarbons (A18.1) - <i>NO</i> EPA 901 / 9010 - <i>NO</i> BTEX ONLY (EPA 801 / 8010) - <i>NO</i> EPA 908 / 9080 - <i>NO</i> EPA 908 / 9080 PLUS ONLY - <i>NO</i> EPA 874 / 8740 (HVOCS) - <i>NO</i> EPA 825 / 8270 - <i>NO</i> PAH'S / PNA'S BY EPA 815 / 8170 / 8210 - <i>NO</i> CANC-17 Metals - <i>NO</i> LUP'S Metals - <i>NO</i> LAG (USEPA 741/2319 2/6910) - <i>NO</i> RCI - <i>NO</i>		<i>PDF report phase</i>

Prepared By: <i>[Signature]</i>	Date: <i>2/10/02</i>	Time: <i>6:30</i>	Received By: <i>[Signature]</i>
Prepared By:	Date:	Time:	Received By:
Prepared By:	Date:	Time:	Received By:

TCC ✓ GOOD CONDITION ✓ HEAD SPACE ABSENT ✓ DECHLORINATED IN LAB _____	PRESERVATION APPROPRIATE ✓ CONTAINERS PRESERVED IN LAB _____	COA <input checked="" type="checkbox"/> OAC <input type="checkbox"/> METALS <input type="checkbox"/> OTHER <input type="checkbox"/>
--	---	---

0600085 AEL

**McCAMPBELL ANALYTICAL INC.**

110 2<sup>nd</sup> AVENUE SOUTH, 8D7  
PACIFIC CO. CA 94553-5560

Telephone: (925) 798-1620

Fax: (925) 798-1622

**CHAIN OF CUSTODY RECORD**

TURN AROUND TIME

RUSH 24 HR  48 HR  72 HR  5 DAY

EDF Required? Coelt (Normal)  No Write On (DW)  No

Report To: Adrian Angel Bill To: Same  
 Company: AEL CONSULTANTS  
2800 Camino Diablo  
Walnut Creek CA E-Mail: aangel@aconsultants.com  
 Tele: (925) 283-6200 Fax: (925) 283-6121  
 Project #: 115876 Project Name: Main Street  
 Project Location: Dublin  
 Sampler Signature: [Signature]

Analysis Request										Other	Comments					
BTEX & TPH as Gas (602/8020 + 8013)/M/T/B/E	TPH as Diesel (8015)	Total Petroleum Oil & Grease (5520 EA/PE/SEF)	Total Petroleum Hydrocarbons (41E.1)	EPA 601 / 8010	BTEX ONLY (EPA 602 / 8020)	EPA 608 / 8080	EPA 608 / 8080 PCB's ONLY	EPA 624 / 8240 / 8260 / 8270 / 8280 / 8290 / 8300 / 8310	EPA 625 / 8270	PAH's / PNA's by EPA 625 / 8270 / 8310	CAM-17 Metals	L/FT 5 Metals	Lead (7240/7241/7330/7360/10)	RC:		

SAMPLE ID (Field Point Name)	LOCATION	SAMPLING		# Containers	Type Containers	MATRIX					METHOD PRESERVED					
		Date	Time			Water	Soil	Air	Sludge	Other	Ice	HCl	HNO <sub>3</sub>	Other		
SB 8-5'		4/06	-	1	A	X					X					
SB 8-10'			7:56A		e											
SB 8-15'			9:13A		e											
SB 8-20'			7:29A		t											
SB 8-25'			9:34A		t											
SB 8-30'			9:40A		t											
SB 6-10'			12:15P		e											
SB 6-15'			12:25P													X
SB 6-20'			1:00P													
SB 6-30'			12:28P													
SB 6-35'			-													
+15 SB 6-W-1				4	60A	X										X
+20 SB 6-W-2																X
+20 SB 8-W-1																X

Hold All for Now

Relinquished By: <u>[Signature]</u>	Date: <u>2/4/06</u>	Time: <u>6:35P</u>	Received By: <u>[Signature]</u>
Relinquished By:	Date:	Time:	Received By:
Relinquished By:	Date:	Time:	Received By:

ICE/✓  
 GOOD CONDITION ✓  
 HEAD SPACE ABSENT ✓  
 DECHLORINATED IN LAB ✓

PRESERVATION APPROPRIATE ✓  
 CONTAINERS PRESERVED IN LAB ✓

VOAS  O&G  METALS  OTHER

**McCAMPBELL ANALYTICAL INC.**

110 2<sup>nd</sup> AVENUE SOUTH, #07  
PACIFIC CO, CA 94553-5560

Telephone: (925) 798-1620

Fax: (925) 798-1622

**CHAIN OF CUSTODY RECORD**

**TURN AROUND TIME**

RUSH 24 HR  48 HR  72 HR  5 DAY

EDF Required? Coelt (Normal)  No Write On (DW)  No

Report To: Adrian Angel Bill To: \_\_\_\_\_  
 Company: AET Consultants  
2500 Camino Diablo  
Walnut Creek, CA  
 E-Mail: \_\_\_\_\_  
 Tele: (925) 283-6000 Fax: (925) 283-6121  
 Project #: 15876 Project Name: Main Street  
 Project Location: Public  
 Sampler Signature: [Signature]

**Analysis Request**

Analysis Request		Other	Comments
<input type="checkbox"/>	BTEX & TPH as GAS (802/8020 + 5013)M/TBE		
<input type="checkbox"/>	TPH as Diesel (8015)		
<input type="checkbox"/>	Total Petroleum Oil & Grease (5520 EX/F/B&P)		
<input type="checkbox"/>	Total Petroleum Hydrocarbons (416.1)		
<input type="checkbox"/>	EPA 601 / 8010		
<input type="checkbox"/>	BTEX ONLY (EPA 602 / 8020)		
<input type="checkbox"/>	EPA 608 / 8080		
<input type="checkbox"/>	EPA 608 / 8080 PCB's ONLY		
<input type="checkbox"/>	EPA 624 / 8240 / 8260 HVOC's		
<input type="checkbox"/>	EPA 625 / 8270		
<input type="checkbox"/>	PAH's / PNA's by EPA 625 / 8270 / 8310		
<input type="checkbox"/>	CAM-17 Metals		
<input type="checkbox"/>	LUFT'S Metals		
<input type="checkbox"/>	Lead (7240/7421/239.2/6010)		
<input type="checkbox"/>	RCI		

SAMPLE ID (Field Point Name)	LOCATION	SAMPLING		# Containers	Type Containers	MATRIX					METHOD PRESERVED								
		Date	Time			Water	Soil	Air	Sludge	Other	Ice	HCl	HNO <sub>3</sub>	Other					
102 SB-8-W-2		2/2/06		4	VDA	X						X							
110 SB-5-W-1																			
115 SB-5-W-2																			
115 SB-7-W-1																			
110 SB-7-W-2																			
<del>SB-8-W-1</del>																			

Relinquished By: [Signature] Date: \_\_\_\_\_ Time: \_\_\_\_\_ Received By: [Signature]  
 Relinquished By: \_\_\_\_\_ Date: \_\_\_\_\_ Time: \_\_\_\_\_ Received By: \_\_\_\_\_  
 Relinquished By: \_\_\_\_\_ Date: \_\_\_\_\_ Time: \_\_\_\_\_ Received By: \_\_\_\_\_

ICE/C  PRESERVATION   
 GOOD CONDITION  APPROPRIATE   
 HEAD SPACE ABSENT  CONTAINERS   
 DECHLORINATED IN LAB  PERSERVED IN LAB

VOAS  G&G  METALS  OTHER



**AIR TOXICS LTD.**

AN ENVIRONMENTAL ANALYTICAL LABORATORY

---

### **Air Toxics Ltd. Introduces the Electronic Report**

Thank you for choosing Air Toxics Ltd. To better serve our customers, we are providing your report by e-mail. This document is provided in Portable Document Format which can be viewed with Acrobat Reader by Adobe.

This electronic report includes the following:

- Work order Summary;
- Laboratory Narrative;
- Results; and
- Chain of Custody (copy).

180 BLUE RAVINE ROAD, SUITE B FOLSOM, CA - 95630

(916) 985-1000 .FAX (916) 985-1020  
Hours 8:00 A.M to 6:00 P.M. Pacific



# AIR TOXICS LTD.

AN ENVIRONMENTAL ANALYTICAL LABORATORY

## WORK ORDER #: 0602255

### Work Order Summary

<b>CLIENT:</b>	Mr. Adrian Angel AEI Consultants, Inc. 2500 Camino Diablo Suite 200 Walnut Creek, CA 94597	<b>BILL TO:</b>	Mr. Adrian Angel AEI Consultants, Inc. 2500 Camino Diablo Suite 200 Walnut Creek, CA 94597
<b>PHONE:</b>	925-283-6000	<b>P.O. #</b>	100281
<b>FAX:</b>	925-283-6121	<b>PROJECT #</b>	115876 Main Street Prop.
<b>DATE RECEIVED:</b>	02/10/2006	<b>CONTACT:</b>	Nicole Danbacher
<b>DATE COMPLETED:</b>	02/24/2006		

<u>FRACTION #</u>	<u>NAME</u>	<u>TEST</u>	<u>RECEIPT VAC./PRES.</u>
01A	SB-4-V	Modified TO-15	4.0 "Hg
02A	SB-4-V-D	Modified TO-15	3.5 "Hg
02AA	SB-4-V-D Duplicate	Modified TO-15	3.5 "Hg
03A	SB-9-V	Modified TO-15	3.5 "Hg
04A	SB-10-V	Modified TO-15	3.5 "Hg
05A	Ambient Blank	Modified TO-15	4.0 "Hg
06A	Trip Blank	Modified TO-15	4.6 psi
07A	Lab Blank	Modified TO-15	NA
08A	CCV	Modified TO-15	NA
09A	LCS	Modified TO-15	NA

CERTIFIED BY: *Sandra J. Freeman*

Laboratory Director

DATE: 02/24/06

Certification numbers: AR DEQ - 03-084-0, CA NELAP - 02110CA, LA NELAP/LELAP- AI 30763, NJ NELAP - CA004  
NY NELAP - 11291, UT NELAP - 9166389892

Name of Accrediting Agency: NELAP/Florida Department of Health, Scope of Application: Clean Air Act,  
Accreditation number: E87680, Effective date: 07/01/05, Expiration date: 06/30/06

Air Toxics Ltd. certifies that the test results contained in this report meet all requirements of the NELAC standards

This report shall not be reproduced, except in full, without the written approval of Air Toxics Ltd.

180 BLUE RAVINE ROAD, SUITE B FOLSOM, CA - 95630  
(916) 985-1000 . (800) 985-5955 . FAX (916) 985-1020

## LABORATORY NARRATIVE

### Modified TO-15

AEI Consultants, Inc.

Workorder# 0602255

Six 6 Liter Summa Canister samples were received on February 10, 2006. The laboratory performed analysis via modified EPA Method TO-15 using GC/MS in the full scan mode. The method involves concentrating up to 0.2 liters of air. The concentrated aliquot is then flash vaporized and swept through a water management system to remove water vapor. Following dehumidification, the sample passes directly into the GC/MS for analysis.

Method modifications taken to run these samples are summarized in the below table. Specific project requirements may over-ride the ATL modifications.

<i>Requirement</i>	<i>TO-15</i>	<i>ATL Modifications</i>
Daily CCV	+/- 30% Difference	<= 30% Difference with two allowed out up to <=40%.; flag and narrate outliers
Sample collection media	Summa canister	ATL recommends use of summa canisters to insure data defensibility, but will report results from Tedlar bags at client request
Method Detection Limit	Follow 40CFR Pt.136 App. B	The MDL met all relevant requirements in Method TO-15 (statistical MDL less than the LOQ). The concentration of the spiked replicate may have exceeded 10X the calculated MDL in some cases

#### Receiving Notes

There were no receiving discrepancies.

#### Analytical Notes

The reported LCS for each daily batch has been derived from more than one analytical file.

#### Definition of Data Qualifying Flags

Eight qualifiers may have been used on the data analysis sheets and indicates as follows:

B - Compound present in laboratory blank greater than reporting limit (background subtraction not performed).

J - Estimated value.

E - Exceeds instrument calibration range.

S - Saturated peak.

Q - Exceeds quality control limits.

U - Compound analyzed for but not detected above the reporting limit.

UJ- Non-detected compound associated with low bias in the CCV

N - The identification is based on presumptive evidence.

File extensions may have been used on the data analysis sheets and indicates as follows:

a-File was requantified

b-File was quantified by a second column and detector  
r1-File was requantified for the purpose of reissue

# AIR TOXICS LTD.

## Summary of Detected Compounds MODIFIED EPA METHOD TO-15 GC/MS FULL SCAN

Client Sample ID: SB-4-V

Lab ID#: 0602255-01A

Compound	Rpt. Limit (ppbv)	Amount (ppbv)	Rpt. Limit (uG/m3)	Amount (uG/m3)
Toluene	6.0	46	22	170
Tetrachloroethene	6.0	2000	40	13000
Ethyl Benzene	6.0	7.9	26	34
m,p-Xylene	6.0	43	26	190
o-Xylene	6.0	11	26	46
4-Ethyltoluene	6.0	10	29	51
1,2,4-Trimethylbenzene	6.0	12	29	59

Client Sample ID: SB-4-V-D

Lab ID#: 0602255-02A

Compound	Rpt. Limit (ppbv)	Amount (ppbv)	Rpt. Limit (uG/m3)	Amount (uG/m3)
Toluene	7.6	16	29	59
Tetrachloroethene	7.6	2400	52	16000
m,p-Xylene	7.6	19	33	83

Client Sample ID: SB-4-V-D Duplicate

Lab ID#: 0602255-02AA

Compound	Rpt. Limit (ppbv)	Amount (ppbv)	Rpt. Limit (uG/m3)	Amount (uG/m3)
Toluene	7.6	17	29	64
Tetrachloroethene	7.6	2400	52	16000
m,p-Xylene	7.6	17	33	76

Client Sample ID: SB-9-V

Lab ID#: 0602255-03A

Compound	Rpt. Limit (ppbv)	Amount (ppbv)	Rpt. Limit (uG/m3)	Amount (uG/m3)
Ethanol	3.0	44	5.7	83
Acetone	3.0	31	7.2	73
2-Propanol	3.0	8.8	7.5	22
Methylene Chloride	0.76	0.79	2.6	2.8
Hexane	0.76	3.1	2.7	11
2-Butanone (Methyl Ethyl Ketone)	0.76	3.0	2.2	8.9
Tetrahydrofuran	0.76	0.79	2.2	2.3
Chloroform	0.76	4.2	3.7	20
Cyclohexane	0.76	2.3	2.6	8.0
2,2,4-Trimethylpentane	0.76	2.1	3.6	9.9
Benzene	0.76	3.3	2.4	11



**Client Sample ID: SB-9-V****Lab ID#: 0602255-03A**

Heptane	0.76	3.3	3.1	14
Toluene	0.76	74	2.9	280
Tetrachloroethene	0.76	4.4	5.2	30
Ethyl Benzene	0.76	12	3.3	54
m,p-Xylene	0.76	69	3.3	300
o-Xylene	0.76	19	3.3	84
Propylbenzene	0.76	2.8	3.7	14
4-Ethyltoluene	0.76	16	3.7	79
1,3,5-Trimethylbenzene	0.76	5.3	3.7	26
1,2,4-Trimethylbenzene	0.76	17	3.7	84

**Client Sample ID: SB-10-V****Lab ID#: 0602255-04A**

Compound	Rpt. Limit (ppbv)	Amount (ppbv)	Rpt. Limit (uG/m3)	Amount (uG/m3)
Ethanol	3.0	21	5.7	39
Acetone	3.0	120	7.2	270
2-Propanol	3.0	8.3	7.5	20
Hexane	0.76	2.1	2.7	7.3
2-Butanone (Methyl Ethyl Ketone)	0.76	8.0	2.2	23
Chloroform	0.76	2.6	3.7	13
Cyclohexane	0.76	1.3	2.6	4.6
2,2,4-Trimethylpentane	0.76	0.86	3.6	4.0
Benzene	0.76	2.0	2.4	6.5
Heptane	0.76	2.2	3.1	9.0
Toluene	0.76	56	2.9	210
Tetrachloroethene	0.76	34	5.2	230
Ethyl Benzene	0.76	8.8	3.3	38
m,p-Xylene	0.76	55	3.3	240
o-Xylene	0.76	15	3.3	63
Propylbenzene	0.76	2.3	3.7	11
4-Ethyltoluene	0.76	14	3.7	67
1,3,5-Trimethylbenzene	0.76	4.4	3.7	22
1,2,4-Trimethylbenzene	0.76	17	3.7	86

**Client Sample ID: Ambient Blank****Lab ID#: 0602255-05A**

Compound	Rpt. Limit (ppbv)	Amount (ppbv)	Rpt. Limit (uG/m3)	Amount (uG/m3)
Ethanol	3.1	11	5.8	20
Acetone	3.1	5.0	7.4	12
2-Propanol	3.1	18	7.6	44
Carbon Disulfide	0.78	0.96	2.4	3.0
Toluene	0.78	3.2	2.9	12
m,p-Xylene	0.78	2.0	3.4	8.7
4-Ethyltoluene	0.78	1.1	3.8	5.2
1,2,4-Trimethylbenzene	0.78	1.6	3.8	7.6

**Client Sample ID: Trip Blank**

**Lab ID#: 0602255-06A**

No Detections Were Found.

# AIR TOXICS LTD.

Client Sample ID: SB-4-V

Lab ID#: 0602255-01A

## MODIFIED EPA METHOD TO-15 GC/MS FULL SCAN

File Name:	5021624	Date of Collection: 2/6/06
Dil. Factor:	11.9	Date of Analysis: 2/17/06 03:45 AM

Compound	Rpt. Limit (ppbv)	Amount (ppbv)	Rpt. Limit (uG/m3)	Amount (uG/m3)
Freon 12	6.0	Not Detected	29	Not Detected
Freon 114	6.0	Not Detected	42	Not Detected
Chloromethane	24	Not Detected	49	Not Detected
Vinyl Chloride	6.0	Not Detected	15	Not Detected
1,3-Butadiene	6.0	Not Detected	13	Not Detected
Bromomethane	6.0	Not Detected	23	Not Detected
Chloroethane	6.0	Not Detected	16	Not Detected
Freon 11	6.0	Not Detected	33	Not Detected
Ethanol	24	Not Detected	45	Not Detected
Freon 113	6.0	Not Detected	46	Not Detected
1,1-Dichloroethene	6.0	Not Detected	24	Not Detected
Acetone	24	Not Detected	56	Not Detected
2-Propanol	24	Not Detected	58	Not Detected
Carbon Disulfide	6.0	Not Detected	18	Not Detected
3-Chloropropene	24	Not Detected	74	Not Detected
Methylene Chloride	6.0	Not Detected	21	Not Detected
Methyl tert-butyl ether	6.0	Not Detected	21	Not Detected
trans-1,2-Dichloroethene	6.0	Not Detected	24	Not Detected
Hexane	6.0	Not Detected	21	Not Detected
1,1-Dichloroethane	6.0	Not Detected	24	Not Detected
2-Butanone (Methyl Ethyl Ketone)	6.0	Not Detected	18	Not Detected
cis-1,2-Dichloroethene	6.0	Not Detected	24	Not Detected
Tetrahydrofuran	6.0	Not Detected	18	Not Detected
Chloroform	6.0	Not Detected	29	Not Detected
1,1,1-Trichloroethane	6.0	Not Detected	32	Not Detected
Cyclohexane	6.0	Not Detected	20	Not Detected
Carbon Tetrachloride	6.0	Not Detected	37	Not Detected
2,2,4-Trimethylpentane	6.0	Not Detected	28	Not Detected
Benzene	6.0	Not Detected	19	Not Detected
1,2-Dichloroethane	6.0	Not Detected	24	Not Detected
Heptane	6.0	Not Detected	24	Not Detected
Trichloroethene	6.0	Not Detected	32	Not Detected
1,2-Dichloropropane	6.0	Not Detected	27	Not Detected
1,4-Dioxane	24	Not Detected	86	Not Detected
Bromodichloromethane	6.0	Not Detected	40	Not Detected
cis-1,3-Dichloropropene	6.0	Not Detected	27	Not Detected
4-Methyl-2-pentanone	6.0	Not Detected	24	Not Detected
Toluene	6.0	46	22	170
trans-1,3-Dichloropropene	6.0	Not Detected	27	Not Detected
1,1,2-Trichloroethane	6.0	Not Detected	32	Not Detected
Tetrachloroethene	6.0	2000	40	13000
2-Hexanone	24	Not Detected	97	Not Detected

# AIR TOXICS LTD.

Client Sample ID: SB-4-V

Lab ID#: 0602255-01A

## MODIFIED EPA METHOD TO-15 GC/MS FULL SCAN

File Name:	5021624	Date of Collection: 2/6/06
Dil. Factor:	11.9	Date of Analysis: 2/17/06 03:45 AM

Compound	Rot. Limit (ppbv)	Amount (ppbv)	Rpt. Limit (uG/m3)	Amount (uG/m3)
Dibromochloromethane	6.0	Not Detected	51	Not Detected
1,2-Dibromoethane (EDB)	6.0	Not Detected	46	Not Detected
Chlorobenzene	6.0	Not Detected	27	Not Detected
Ethyl Benzene	6.0	7.9	26	34
m,p-Xylene	6.0	43	26	190
o-Xylene	6.0	11	26	46
Styrene	6.0	Not Detected	25	Not Detected
Bromoform	6.0	Not Detected	62	Not Detected
Cumene	6.0	Not Detected	29	Not Detected
1,1,2,2-Tetrachloroethane	6.0	Not Detected	41	Not Detected
Propylbenzene	6.0	Not Detected	29	Not Detected
4-Ethyltoluene	6.0	10	29	51
1,3,5-Trimethylbenzene	6.0	Not Detected	29	Not Detected
1,2,4-Trimethylbenzene	6.0	12	29	59
1,3-Dichlorobenzene	6.0	Not Detected	36	Not Detected
1,4-Dichlorobenzene	6.0	Not Detected	36	Not Detected
alpha-Chlorotoluene	6.0	Not Detected	31	Not Detected
1,2-Dichlorobenzene	6.0	Not Detected	36	Not Detected
1,2,4-Trichlorobenzene	24	Not Detected	180	Not Detected
Hexachlorobutadiene	24	Not Detected	250	Not Detected

Container Type: 6 Liter Summa Canister

Surrogates	%Recovery	Method Limits
Toluene-d8	99	70-130
1,2-Dichloroethane-d4	92	70-130
4-Bromofluorobenzene	99	70-130

# AIR TOXICS LTD.

Client Sample ID: SB-4-V-D

Lab ID#: 0602255-02A

## MODIFIED EPA METHOD TO-15 GC/MS FULL SCAN

<b>File Name:</b>	<b>5021625</b>	<b>Date of Collection:</b> 2/6/06
<b>Dil. Factor:</b>	<b>15.2</b>	<b>Date of Analysis:</b> 2/17/06 04:08 AM

Compound	Rot. Limit (ppbv)	Amount (ppbv)	Rpt. Limit (uG/m3)	Amount (uG/m3)
Freon 12	7.6	Not Detected	38	Not Detected
Freon 114	7.6	Not Detected	53	Not Detected
Chloromethane	30	Not Detected	63	Not Detected
Vinyl Chloride	7.6	Not Detected	19	Not Detected
1,3-Butadiene	7.6	Not Detected	17	Not Detected
Bromomethane	7.6	Not Detected	30	Not Detected
Chloroethane	7.6	Not Detected	20	Not Detected
Freon 11	7.6	Not Detected	43	Not Detected
Ethanol	30	Not Detected	57	Not Detected
Freon 113	7.6	Not Detected	58	Not Detected
1,1-Dichloroethene	7.6	Not Detected	30	Not Detected
Acetone	30	Not Detected	72	Not Detected
2-Propanol	30	Not Detected	75	Not Detected
Carbon Disulfide	7.6	Not Detected	24	Not Detected
3-Chloropropene	30	Not Detected	95	Not Detected
Methylene Chloride	7.6	Not Detected	26	Not Detected
Methyl tert-butyl ether	7.6	Not Detected	27	Not Detected
trans-1,2-Dichloroethene	7.6	Not Detected	30	Not Detected
Hexane	7.6	Not Detected	27	Not Detected
1,1-Dichloroethane	7.6	Not Detected	31	Not Detected
2-Butanone (Methyl Ethyl Ketone)	7.6	Not Detected	22	Not Detected
cis-1,2-Dichloroethene	7.6	Not Detected	30	Not Detected
Tetrahydrofuran	7.6	Not Detected	22	Not Detected
Chloroform	7.6	Not Detected	37	Not Detected
1,1,1-Trichloroethane	7.6	Not Detected	41	Not Detected
Cyclohexane	7.6	Not Detected	26	Not Detected
Carbon Tetrachloride	7.6	Not Detected	48	Not Detected
2,2,4-Trimethylpentane	7.6	Not Detected	36	Not Detected
Benzene	7.6	Not Detected	24	Not Detected
1,2-Dichloroethane	7.6	Not Detected	31	Not Detected
Heptane	7.6	Not Detected	31	Not Detected
Trichloroethene	7.6	Not Detected	41	Not Detected
1,2-Dichloropropane	7.6	Not Detected	35	Not Detected
1,4-Dioxane	30	Not Detected	110	Not Detected
Bromodichloromethane	7.6	Not Detected	51	Not Detected
cis-1,3-Dichloropropene	7.6	Not Detected	34	Not Detected
4-Methyl-2-pentanone	7.6	Not Detected	31	Not Detected
Toluene	7.6	16	29	59
trans-1,3-Dichloropropene	7.6	Not Detected	34	Not Detected
1,1,2-Trichloroethane	7.6	Not Detected	41	Not Detected
Tetrachloroethene	7.6	2400	52	16000
2-Hexanone	30	Not Detected	120	Not Detected

# AIR TOXICS LTD.

Client Sample ID: SB-4-V-D

Lab ID#: 0602255-02A

## MODIFIED EPA METHOD TO-15 GC/MS FULL SCAN

File Name:	5021625	Date of Collection: 2/6/06
Dil. Factor:	15.2	Date of Analysis: 2/17/06 04:08 AM

Compound	Rpt. Limit (ppbv)	Amount (ppbv)	Rpt. Limit (uG/m3)	Amount (uG/m3)
Dibromochloromethane	7.6	Not Detected	65	Not Detected
1,2-Dibromoethane (EDB)	7.6	Not Detected	58	Not Detected
Chlorobenzene	7.6	Not Detected	35	Not Detected
Ethyl Benzene	7.6	Not Detected	33	Not Detected
m,p-Xylene	7.6	19	33	83
o-Xylene	7.6	Not Detected	33	Not Detected
Styrene	7.6	Not Detected	32	Not Detected
Bromoform	7.6	Not Detected	78	Not Detected
Cumene	7.6	Not Detected	37	Not Detected
1,1,2,2-Tetrachloroethane	7.6	Not Detected	52	Not Detected
Propylbenzene	7.6	Not Detected	37	Not Detected
4-Ethyltoluene	7.6	Not Detected	37	Not Detected
1,3,5-Trimethylbenzene	7.6	Not Detected	37	Not Detected
1,2,4-Trimethylbenzene	7.6	Not Detected	37	Not Detected
1,3-Dichlorobenzene	7.6	Not Detected	46	Not Detected
1,4-Dichlorobenzene	7.6	Not Detected	46	Not Detected
alpha-Chlorotoluene	7.6	Not Detected	39	Not Detected
1,2-Dichlorobenzene	7.6	Not Detected	46	Not Detected
1,2,4-Trichlorobenzene	30	Not Detected	220	Not Detected
Hexachlorobutadiene	30	Not Detected	320	Not Detected

Container Type: 6 Liter Summa Canister

Surrogates	%Recovery	Method Limits
Toluene-d8	99	70-130
1,2-Dichloroethane-d4	97	70-130
4-Bromofluorobenzene	98	70-130

# AIR TOXICS LTD.

Client Sample ID: SB-4-V-D Duplicate

Lab ID#: 0602255-02AA

## MODIFIED EPA METHOD TO-15 GC/MS FULL SCAN

File Name:	5021626	Date of Collection: 2/6/06
Dil. Factor:	15.2	Date of Analysis: 2/17/06 04:31 AM

Compound	Rot. Limit (ppbv)	Amount (ppbv)	Rpt. Limit (uG/m3)	Amount (uG/m3)
Freon 12	7.6	Not Detected	38	Not Detected
Freon 114	7.6	Not Detected	53	Not Detected
Chloromethane	30	Not Detected	63	Not Detected
Vinyl Chloride	7.6	Not Detected	19	Not Detected
1,3-Butadiene	7.6	Not Detected	17	Not Detected
Bromomethane	7.6	Not Detected	30	Not Detected
Chloroethane	7.6	Not Detected	20	Not Detected
Freon 11	7.6	Not Detected	43	Not Detected
Ethanol	30	Not Detected	57	Not Detected
Freon 113	7.6	Not Detected	58	Not Detected
1,1-Dichloroethene	7.6	Not Detected	30	Not Detected
Acetone	30	Not Detected	72	Not Detected
2-Propanol	30	Not Detected	75	Not Detected
Carbon Disulfide	7.6	Not Detected	24	Not Detected
3-Chloropropene	30	Not Detected	95	Not Detected
Methylene Chloride	7.6	Not Detected	26	Not Detected
Methyl tert-butyl ether	7.6	Not Detected	27	Not Detected
trans-1,2-Dichloroethene	7.6	Not Detected	30	Not Detected
Hexane	7.6	Not Detected	27	Not Detected
1,1-Dichloroethane	7.6	Not Detected	31	Not Detected
2-Butanone (Methyl Ethyl Ketone)	7.6	Not Detected	22	Not Detected
cis-1,2-Dichloroethene	7.6	Not Detected	30	Not Detected
Tetrahydrofuran	7.6	Not Detected	22	Not Detected
Chloroform	7.6	Not Detected	37	Not Detected
1,1,1-Trichloroethane	7.6	Not Detected	41	Not Detected
Cyclohexane	7.6	Not Detected	26	Not Detected
Carbon Tetrachloride	7.6	Not Detected	48	Not Detected
2,2,4-Trimethylpentane	7.6	Not Detected	36	Not Detected
Benzene	7.6	Not Detected	24	Not Detected
1,2-Dichloroethane	7.6	Not Detected	31	Not Detected
Heptane	7.6	Not Detected	31	Not Detected
Trichloroethene	7.6	Not Detected	41	Not Detected
1,2-Dichloropropane	7.6	Not Detected	35	Not Detected
1,4-Dioxane	30	Not Detected	110	Not Detected
Bromodichloromethane	7.6	Not Detected	51	Not Detected
cis-1,3-Dichloropropene	7.6	Not Detected	34	Not Detected
4-Methyl-2-pentanone	7.6	Not Detected	31	Not Detected
Toluene	7.6	17	29	64
trans-1,3-Dichloropropene	7.6	Not Detected	34	Not Detected
1,1,2-Trichloroethane	7.6	Not Detected	41	Not Detected
Tetrachloroethene	7.6	2400	52	16000
2-Hexanone	30	Not Detected	120	Not Detected

# AIR TOXICS LTD.

Client Sample ID: SB-4-V-D Duplicate

Lab ID#: 0602255-02AA

## MODIFIED EPA METHOD TO-15 GC/MS FULL SCAN

File Name:	5021626	Date of Collection:	2/6/06
Dil. Factor:	15.2	Date of Analysis:	2/17/06 04:31 AM

Compound	Rot. Limit (ppbv)	Amount (ppbv)	Rpt. Limit (uG/m3)	Amount (uG/m3)
Dibromochloromethane	7.6	Not Detected	65	Not Detected
1,2-Dibromoethane (EDB)	7.6	Not Detected	58	Not Detected
Chlorobenzene	7.6	Not Detected	35	Not Detected
Ethyl Benzene	7.6	Not Detected	33	Not Detected
m,p-Xylene	7.6	17	33	76
o-Xylene	7.6	Not Detected	33	Not Detected
Styrene	7.6	Not Detected	32	Not Detected
Bromoform	7.6	Not Detected	78	Not Detected
Cumene	7.6	Not Detected	37	Not Detected
1,1,2,2-Tetrachloroethane	7.6	Not Detected	52	Not Detected
Propylbenzene	7.6	Not Detected	37	Not Detected
4-Ethyltoluene	7.6	Not Detected	37	Not Detected
1,3,5-Trimethylbenzene	7.6	Not Detected	37	Not Detected
1,2,4-Trimethylbenzene	7.6	Not Detected	37	Not Detected
1,3-Dichlorobenzene	7.6	Not Detected	46	Not Detected
1,4-Dichlorobenzene	7.6	Not Detected	46	Not Detected
alpha-Chlorotoluene	7.6	Not Detected	39	Not Detected
1,2-Dichlorobenzene	7.6	Not Detected	46	Not Detected
1,2,4-Trichlorobenzene	30	Not Detected	220	Not Detected
Hexachlorobutadiene	30	Not Detected	320	Not Detected

Container Type: 6 Liter Summa Canister

Surrogates	%Recovery	Method Limits
Toluene-d8	99	70-130
1,2-Dichloroethane-d4	98	70-130
4-Bromofluorobenzene	101	70-130



# AIR TOXICS LTD.

Client Sample ID: SB-9-V

Lab ID#: 0602255-03A

## MODIFIED EPA METHOD TO-15 GC/MS FULL SCAN

File Name:	5021627	Date of Collection: 2/6/96
Dil. Factor:	1.52	Date of Analysis: 2/17/96 05:00 AM

Compound	Rpt. Limit (ppbv)	Amount (ppbv)	Rpt. Limit (uG/m3)	Amount (uG/m3)
Freon 12	0.76	Not Detected	3.8	Not Detected
Freon 114	0.76	Not Detected	5.3	Not Detected
Chloromethane	3.0	Not Detected	6.3	Not Detected
Vinyl Chloride	0.76	Not Detected	1.9	Not Detected
1,3-Butadiene	0.76	Not Detected	1.7	Not Detected
Bromomethane	0.76	Not Detected	3.0	Not Detected
Chloroethane	0.76	Not Detected	2.0	Not Detected
Freon 11	0.76	Not Detected	4.3	Not Detected
Ethanol	3.0	44	5.7	83
Freon 113	0.76	Not Detected	5.8	Not Detected
1,1-Dichloroethene	0.76	Not Detected	3.0	Not Detected
Acetone	3.0	31	7.2	73
2-Propanol	3.0	8.8	7.5	22
Carbon Disulfide	0.76	Not Detected	2.4	Not Detected
3-Chloropropene	3.0	Not Detected	9.5	Not Detected
Methylene Chloride	0.76	0.79	2.6	2.8
Methyl tert-butyl ether	0.76	Not Detected	2.7	Not Detected
trans-1,2-Dichloroethene	0.76	Not Detected	3.0	Not Detected
Hexane	0.76	3.1	2.7	11
1,1-Dichloroethane	0.76	Not Detected	3.1	Not Detected
2-Butanone (Methyl Ethyl Ketone)	0.76	3.0	2.2	8.9
cis-1,2-Dichloroethene	0.76	Not Detected	3.0	Not Detected
Tetrahydrofuran	0.76	0.79	2.2	2.3
Chloroform	0.76	4.2	3.7	20
1,1,1-Trichloroethane	0.76	Not Detected	4.1	Not Detected
Cyclohexane	0.76	2.3	2.6	8.0
Carbon Tetrachloride	0.76	Not Detected	4.8	Not Detected
2,2,4-Trimethylpentane	0.76	2.1	3.6	9.9
Benzene	0.76	3.3	2.4	11
1,2-Dichloroethane	0.76	Not Detected	3.1	Not Detected
Heptane	0.76	3.3	3.1	14
Trichloroethene	0.76	Not Detected	4.1	Not Detected
1,2-Dichloropropane	0.76	Not Detected	3.5	Not Detected
1,4-Dioxane	3.0	Not Detected	11	Not Detected
Bromodichloromethane	0.76	Not Detected	5.1	Not Detected
cis-1,3-Dichloropropene	0.76	Not Detected	3.4	Not Detected
4-Methyl-2-pentanone	0.76	Not Detected	3.1	Not Detected
Toluene	0.76	74	2.9	280
trans-1,3-Dichloropropene	0.76	Not Detected	3.4	Not Detected
1,1,2-Trichloroethane	0.76	Not Detected	4.1	Not Detected
Tetrachloroethene	0.76	4.4	5.2	30
2-Hexanone	3.0	Not Detected	12	Not Detected

# AIR TOXICS LTD.

Client Sample ID: SB-9-V

Lab ID#: 0602255-03A

## MODIFIED EPA METHOD TO-15 GC/MS FULL SCAN

File Name:	9021627	Date of Collection:	2/6/06
Dil. Factor:	1.52	Date of Analysis:	2/17/06 05:00 AM

Compound	Rpt. Limit (ppbv)	Amount (ppbv)	Rpt. Limit (uG/m3)	Amount (uG/m3)
Dibromochloromethane	0.76	Not Detected	6.5	Not Detected
1,2-Dibromoethane (EDB)	0.76	Not Detected	5.8	Not Detected
Chlorobenzene	0.76	Not Detected	3.5	Not Detected
Ethyl Benzene	0.76	12	3.3	54
m,p-Xylene	0.76	69	3.3	300
o-Xylene	0.76	19	3.3	84
Styrene	0.76	Not Detected	3.2	Not Detected
Bromoform	0.76	Not Detected	7.8	Not Detected
Cumene	0.76	Not Detected	3.7	Not Detected
1,1,2,2-Tetrachloroethane	0.76	Not Detected	5.2	Not Detected
Propylbenzene	0.76	2.8	3.7	14
4-Ethyltoluene	0.76	16	3.7	79
1,3,5-Trimethylbenzene	0.76	5.3	3.7	26
1,2,4-Trimethylbenzene	0.76	17	3.7	84
1,3-Dichlorobenzene	0.76	Not Detected	4.6	Not Detected
1,4-Dichlorobenzene	0.76	Not Detected	4.6	Not Detected
alpha-Chlorotoluene	0.76	Not Detected	3.9	Not Detected
1,2-Dichlorobenzene	0.76	Not Detected	4.6	Not Detected
1,2,4-Trichlorobenzene	3.0	Not Detected	22	Not Detected
Hexachlorobutadiene	3.0	Not Detected	32	Not Detected

Container Type: 6 Liter Summa Canister

Surrogates	%Recovery	Method Limits
Toluene-d8	99	70-130
1,2-Dichloroethane-d4	98	70-130
4-Bromofluorobenzene	101	70-130

# AIR TOXICS LTD.

Client Sample ID: SB-10-V

Lab ID#: 0602255-04A

## MODIFIED EPA METHOD TO-15 GC/MS FULL SCAN

File Name:	5021628	Date of Collection: 2/6/06
Dil. Factor:	1.52	Date of Analysis: 2/17/06 05:30 AM

Compound	Rot. Limit (ppbv)	Amount (ppbv)	Rpt. Limit (uG/m3)	Amount (uG/m3)
Freon 12	0.76	Not Detected	3.8	Not Detected
Freon 114	0.76	Not Detected	5.3	Not Detected
Chloromethane	3.0	Not Detected	6.3	Not Detected
Vinyl Chloride	0.76	Not Detected	1.9	Not Detected
1,3-Butadiene	0.76	Not Detected	1.7	Not Detected
Bromomethane	0.76	Not Detected	3.0	Not Detected
Chloroethane	0.76	Not Detected	2.0	Not Detected
Freon 11	0.76	Not Detected	4.3	Not Detected
Ethanol	3.0	21	5.7	39
Freon 113	0.76	Not Detected	5.8	Not Detected
1,1-Dichloroethene	0.76	Not Detected	3.0	Not Detected
Acetone	3.0	120	7.2	270
2-Propanol	3.0	8.3	7.5	20
Carbon Disulfide	0.76	Not Detected	2.4	Not Detected
3-Chloropropene	3.0	Not Detected	9.5	Not Detected
Methylene Chloride	0.76	Not Detected	2.6	Not Detected
Methyl tert-butyl ether	0.76	Not Detected	2.7	Not Detected
trans-1,2-Dichloroethene	0.76	Not Detected	3.0	Not Detected
Hexane	0.76	2.1	2.7	7.3
1,1-Dichloroethane	0.76	Not Detected	3.1	Not Detected
2-Butanone (Methyl Ethyl Ketone)	0.76	8.0	2.2	23
cis-1,2-Dichloroethene	0.76	Not Detected	3.0	Not Detected
Tetrahydrofuran	0.76	Not Detected	2.2	Not Detected
Chloroform	0.76	2.6	3.7	13
1,1,1-Trichloroethane	0.76	Not Detected	4.1	Not Detected
Cyclohexane	0.76	1.3	2.6	4.6
Carbon Tetrachloride	0.76	Not Detected	4.8	Not Detected
2,2,4-Trimethylpentane	0.76	0.86	3.6	4.0
Benzene	0.76	2.0	2.4	6.5
1,2-Dichloroethane	0.76	Not Detected	3.1	Not Detected
Heptane	0.76	2.2	3.1	9.0
Trichloroethene	0.76	Not Detected	4.1	Not Detected
1,2-Dichloropropane	0.76	Not Detected	3.5	Not Detected
1,4-Dioxane	3.0	Not Detected	11	Not Detected
Bromodichloromethane	0.76	Not Detected	5.1	Not Detected
cis-1,3-Dichloropropene	0.76	Not Detected	3.4	Not Detected
4-Methyl-2-pentanone	0.76	Not Detected	3.1	Not Detected
Toluene	0.76	56	2.9	210
trans-1,3-Dichloropropene	0.76	Not Detected	3.4	Not Detected
1,1,2-Trichloroethane	0.76	Not Detected	4.1	Not Detected
Tetrachloroethene	0.76	34	5.2	230
2-Hexanone	3.0	Not Detected	12	Not Detected

# AIR TOXICS LTD.

Client Sample ID: SB-10-V

Lab ID#: 0602255-04A

## MODIFIED EPA METHOD TO-15 GC/MS FULL SCAN

File Name:	5021628	Date of Collection:	2/6/06
Dil. Factor:	1.52	Date of Analysis:	2/17/06 05:30 AM

Compound	Rot. Limit (ppbv)	Amount (ppbv)	Rpt. Limit (uG/m3)	Amount (uG/m3)
Dibromochloromethane	0.76	Not Detected	6.5	Not Detected
1,2-Dibromoethane (EDB)	0.76	Not Detected	5.8	Not Detected
Chlorobenzene	0.76	Not Detected	3.5	Not Detected
Ethyl Benzene	0.76	8.8	3.3	38
m,p-Xylene	0.76	55	3.3	240
o-Xylene	0.76	15	3.3	63
Styrene	0.76	Not Detected	3.2	Not Detected
Bromoform	0.76	Not Detected	7.8	Not Detected
Cumene	0.76	Not Detected	3.7	Not Detected
1,1,2,2-Tetrachloroethane	0.76	Not Detected	5.2	Not Detected
Propylbenzene	0.76	2.3	3.7	11
4-Ethyltoluene	0.76	14	3.7	67
1,3,5-Trimethylbenzene	0.76	4.4	3.7	22
1,2,4-Trimethylbenzene	0.76	17	3.7	86
1,3-Dichlorobenzene	0.76	Not Detected	4.6	Not Detected
1,4-Dichlorobenzene	0.76	Not Detected	4.6	Not Detected
alpha-Chlorotoluene	0.76	Not Detected	3.9	Not Detected
1,2-Dichlorobenzene	0.76	Not Detected	4.6	Not Detected
1,2,4-Trichlorobenzene	3.0	Not Detected	22	Not Detected
Hexachlorobutadiene	3.0	Not Detected	32	Not Detected

Container Type: 6 Liter Summa Canister

Surrogates	%Recovery	Method Limits
Toluene-d8	100	70-130
1,2-Dichloroethane-d4	92	70-130
4-Bromofluorobenzene	101	70-130

# AIR TOXICS LTD.

Client Sample ID: Ambient Blank

Lab ID#: 0602255-05A

## MODIFIED EPA METHOD TO-15 GC/MS FULL SCAN

File Name:	5021629	Date of Collection: 2/6/06
Dil. Factor:	1.55	Date of Analysis: 2/17/06 06:00 AM

Compound	Rpt. Limit (ppbv)	Amount (ppbv)	Rpt. Limit (uG/m3)	Amount (uG/m3)
Freon 12	0.78	Not Detected	3.8	Not Detected
Freon 114	0.78	Not Detected	5.4	Not Detected
Chloromethane	3.1	Not Detected	6.4	Not Detected
Vinyl Chloride	0.78	Not Detected	2.0	Not Detected
1,3-Butadiene	0.78	Not Detected	1.7	Not Detected
Bromomethane	0.78	Not Detected	3.0	Not Detected
Chloroethane	0.78	Not Detected	2.0	Not Detected
Freon 11	0.78	Not Detected	4.4	Not Detected
Ethanol	3.1	11	5.8	20
Freon 113	0.78	Not Detected	5.9	Not Detected
1,1-Dichloroethene	0.78	Not Detected	3.1	Not Detected
Acetone	3.1	5.0	7.4	12
2-Propanol	3.1	18	7.6	44
Carbon Disulfide	0.78	0.96	2.4	3.0
3-Chloropropene	3.1	Not Detected	9.7	Not Detected
Methylene Chloride	0.78	Not Detected	2.7	Not Detected
Methyl tert-butyl ether	0.78	Not Detected	2.8	Not Detected
trans-1,2-Dichloroethene	0.78	Not Detected	3.1	Not Detected
Hexane	0.78	Not Detected	2.7	Not Detected
1,1-Dichloroethane	0.78	Not Detected	3.1	Not Detected
2-Butanone (Methyl Ethyl Ketone)	0.78	Not Detected	2.3	Not Detected
cis-1,2-Dichloroethene	0.78	Not Detected	3.1	Not Detected
Tetrahydrofuran	0.78	Not Detected	2.3	Not Detected
Chloroform	0.78	Not Detected	3.8	Not Detected
1,1,1-Trichloroethane	0.78	Not Detected	4.2	Not Detected
Cyclohexane	0.78	Not Detected	2.7	Not Detected
Carbon Tetrachloride	0.78	Not Detected	4.9	Not Detected
2,2,4-Trimethylpentane	0.78	Not Detected	3.6	Not Detected
Benzene	0.78	Not Detected	2.5	Not Detected
1,2-Dichloroethane	0.78	Not Detected	3.1	Not Detected
Heptane	0.78	Not Detected	3.2	Not Detected
Trichloroethene	0.78	Not Detected	4.2	Not Detected
1,2-Dichloropropane	0.78	Not Detected	3.6	Not Detected
1,4-Dioxane	3.1	Not Detected	11	Not Detected
Bromodichloromethane	0.78	Not Detected	5.2	Not Detected
cis-1,3-Dichloropropene	0.78	Not Detected	3.5	Not Detected
4-Methyl-2-pentanone	0.78	Not Detected	3.2	Not Detected
Toluene	0.78	3.2	2.9	12
trans-1,3-Dichloropropene	0.78	Not Detected	3.5	Not Detected
1,1,2-Trichloroethane	0.78	Not Detected	4.2	Not Detected
Tetrachloroethene	0.78	Not Detected	5.2	Not Detected
2-Hexanone	3.1	Not Detected	13	Not Detected

# AIR TOXICS LTD.

Client Sample ID: Ambient Blank

Lab ID#: 0602255-05A

## MODIFIED EPA METHOD TO-15 GC/MS FULL SCAN

File Name:	5021629	Date of Collection:	2/6/06
Dil. Factor:	1.55	Date of Analysis:	2/17/06 06:00 AM

Compound	Rot. Limit (ppbv)	Amount (ppbv)	Rpt. Limit (uG/m3)	Amount (uG/m3)
Dibromochloromethane	0.78	Not Detected	6.6	Not Detected
1,2-Dibromoethane (EDB)	0.78	Not Detected	6.0	Not Detected
Chlorobenzene	0.78	Not Detected	3.6	Not Detected
Ethyl Benzene	0.78	Not Detected	3.4	Not Detected
m,p-Xylene	0.78	2.0	3.4	8.7
o-Xylene	0.78	Not Detected	3.4	Not Detected
Styrene	0.78	Not Detected	3.3	Not Detected
Bromoform	0.78	Not Detected	8.0	Not Detected
Cumene	0.78	Not Detected	3.8	Not Detected
1,1,2,2-Tetrachloroethane	0.78	Not Detected	5.3	Not Detected
Propylbenzene	0.78	Not Detected	3.8	Not Detected
4-Ethyltoluene	0.78	1.1	3.8	5.2
1,3,5-Trimethylbenzene	0.78	Not Detected	3.8	Not Detected
1,2,4-Trimethylbenzene	0.78	1.6	3.8	7.6
1,3-Dichlorobenzene	0.78	Not Detected	4.6	Not Detected
1,4-Dichlorobenzene	0.78	Not Detected	4.6	Not Detected
alpha-Chlorotoluene	0.78	Not Detected	4.0	Not Detected
1,2-Dichlorobenzene	0.78	Not Detected	4.6	Not Detected
1,2,4-Trichlorobenzene	3.1	Not Detected	23	Not Detected
Hexachlorobutadiene	3.1	Not Detected	33	Not Detected

Container Type: 6 Liter Summa Canister

Surrogates	%Recovery	Method Limits
Toluene-d8	100	70-130
1,2-Dichloroethane-d4	93	70-130
4-Bromofluorobenzene	102	70-130

# AIR TOXICS LTD.

Client Sample ID: Trip Blank

Lab ID#: 0602255-06A

## MODIFIED EPA METHOD TO-15 GC/MS FULL SCAN

File Name:	5021630	Date of Collection:	2/6/06
Dil. Factor:	1.00	Date of Analysis:	2/17/06 06:29 AM

Compound	Rpt. Limit (ppbv)	Amount (ppbv)	Rpt. Limit (uG/m3)	Amount (uG/m3)
Freon 12	0.50	Not Detected	2.5	Not Detected
Freon 114	0.50	Not Detected	3.5	Not Detected
Chloromethane	2.0	Not Detected	4.1	Not Detected
Vinyl Chloride	0.50	Not Detected	1.3	Not Detected
1,3-Butadiene	0.50	Not Detected	1.1	Not Detected
Bromomethane	0.50	Not Detected	1.9	Not Detected
Chloroethane	0.50	Not Detected	1.3	Not Detected
Freon 11	0.50	Not Detected	2.8	Not Detected
Ethanol	2.0	Not Detected	3.8	Not Detected
Freon 113	0.50	Not Detected	3.8	Not Detected
1,1-Dichloroethene	0.50	Not Detected	2.0	Not Detected
Acetone	2.0	Not Detected	4.8	Not Detected
2-Propanol	2.0	Not Detected	4.9	Not Detected
Carbon Disulfide	0.50	Not Detected	1.6	Not Detected
3-Chloropropene	2.0	Not Detected	6.3	Not Detected
Methylene Chloride	0.50	Not Detected	1.7	Not Detected
Methyl tert-butyl ether	0.50	Not Detected	1.8	Not Detected
trans-1,2-Dichloroethene	0.50	Not Detected	2.0	Not Detected
Hexane	0.50	Not Detected	1.8	Not Detected
1,1-Dichloroethane	0.50	Not Detected	2.0	Not Detected
2-Butanone (Methyl Ethyl Ketone)	0.50	Not Detected	1.5	Not Detected
cis-1,2-Dichloroethene	0.50	Not Detected	2.0	Not Detected
Tetrahydrofuran	0.50	Not Detected	1.5	Not Detected
Chloroform	0.50	Not Detected	2.4	Not Detected
1,1,1-Trichloroethane	0.50	Not Detected	2.7	Not Detected
Cyclohexane	0.50	Not Detected	1.7	Not Detected
Carbon Tetrachloride	0.50	Not Detected	3.1	Not Detected
2,2,4-Trimethylpentane	0.50	Not Detected	2.3	Not Detected
Benzene	0.50	Not Detected	1.6	Not Detected
1,2-Dichloroethane	0.50	Not Detected	2.0	Not Detected
Heptane	0.50	Not Detected	2.0	Not Detected
Trichloroethene	0.50	Not Detected	2.7	Not Detected
1,2-Dichloropropane	0.50	Not Detected	2.3	Not Detected
1,4-Dioxane	2.0	Not Detected	7.2	Not Detected
Bromodichloromethane	0.50	Not Detected	3.4	Not Detected
cis-1,3-Dichloropropene	0.50	Not Detected	2.3	Not Detected
4-Methyl-2-pentanone	0.50	Not Detected	2.0	Not Detected
Toluene	0.50	Not Detected	1.9	Not Detected
trans-1,3-Dichloropropene	0.50	Not Detected	2.3	Not Detected
1,1,2-Trichloroethane	0.50	Not Detected	2.7	Not Detected
Tetrachloroethene	0.50	Not Detected	3.4	Not Detected
2-Hexanone	2.0	Not Detected	8.2	Not Detected

# AIR TOXICS LTD.

Client Sample ID: Trip Blank

Lab ID#: 0602255-06A

## MODIFIED EPA METHOD TO-15 GC/MS FULL SCAN

File Name:	5021630	Date of Collection: 2/6/06
Dil. Factor:	1.00	Date of Analysis: 2/17/06 06:29 AM

Compound	Rpt. Limit (ppbv)	Amount (ppbv)	Rpt. Limit (uG/m3)	Amount (uG/m3)
Dibromochloromethane	0.50	Not Detected	4.2	Not Detected
1,2-Dibromoethane (EDB)	0.50	Not Detected	3.8	Not Detected
Chlorobenzene	0.50	Not Detected	2.3	Not Detected
Ethyl Benzene	0.50	Not Detected	2.2	Not Detected
m,p-Xylene	0.50	Not Detected	2.2	Not Detected
o-Xylene	0.50	Not Detected	2.2	Not Detected
Styrene	0.50	Not Detected	2.1	Not Detected
Bromoform	0.50	Not Detected	5.2	Not Detected
Cumene	0.50	Not Detected	2.4	Not Detected
1,1,2,2-Tetrachloroethane	0.50	Not Detected	3.4	Not Detected
Propylbenzene	0.50	Not Detected	2.4	Not Detected
4-Ethyltoluene	0.50	Not Detected	2.4	Not Detected
1,3,5-Trimethylbenzene	0.50	Not Detected	2.4	Not Detected
1,2,4-Trimethylbenzene	0.50	Not Detected	2.4	Not Detected
1,3-Dichlorobenzene	0.50	Not Detected	3.0	Not Detected
1,4-Dichlorobenzene	0.50	Not Detected	3.0	Not Detected
alpha-Chlorotoluene	0.50	Not Detected	2.6	Not Detected
1,2-Dichlorobenzene	0.50	Not Detected	3.0	Not Detected
1,2,4-Trichlorobenzene	2.0	Not Detected	15	Not Detected
Hexachlorobutadiene	2.0	Not Detected	21	Not Detected

Container Type: 6 Liter Summa Canister

Surrogates	%Recovery	Method Limits
Toluene-d8	100	70-130
1,2-Dichloroethane-d4	91	70-130
4-Bromofluorobenzene	99	70-130



# AIR TOXICS LTD.

Client Sample ID: Lab Blank

Lab ID#: 0602255-07A

## MODIFIED EPA METHOD TO-15 GC/MS FULL SCAN

File Name:	5021606	Date of Collection:	NA
Dil. Factor:	1.00	Date of Analysis:	2/16/06 03:20 PM

Compound	Rpt. Limit (ppbv)	Amount (ppbv)	Rpt. Limit (uG/m3)	Amount (uG/m3)
Freon 12	0.50	Not Detected	2.5	Not Detected
Freon 114	0.50	Not Detected	3.5	Not Detected
Chloromethane	2.0	Not Detected	4.1	Not Detected
Vinyl Chloride	0.50	Not Detected	1.3	Not Detected
1,3-Butadiene	0.50	Not Detected	1.1	Not Detected
Bromomethane	0.50	Not Detected	1.9	Not Detected
Chloroethane	0.50	Not Detected	1.3	Not Detected
Freon 11	0.50	Not Detected	2.8	Not Detected
Ethanol	2.0	Not Detected	3.8	Not Detected
Freon 113	0.50	Not Detected	3.8	Not Detected
1,1-Dichloroethene	0.50	Not Detected	2.0	Not Detected
Acetone	2.0	Not Detected	4.8	Not Detected
2-Propanol	2.0	Not Detected	4.9	Not Detected
Carbon Disulfide	0.50	Not Detected	1.6	Not Detected
3-Chloropropene	2.0	Not Detected	6.3	Not Detected
Methylene Chloride	0.50	Not Detected	1.7	Not Detected
Methyl tert-butyl ether	0.50	Not Detected	1.8	Not Detected
trans-1,2-Dichloroethene	0.50	Not Detected	2.0	Not Detected
Hexane	0.50	Not Detected	1.8	Not Detected
1,1-Dichloroethane	0.50	Not Detected	2.0	Not Detected
2-Butanone (Methyl Ethyl Ketone)	0.50	Not Detected	1.5	Not Detected
cis-1,2-Dichloroethene	0.50	Not Detected	2.0	Not Detected
Tetrahydrofuran	0.50	Not Detected	1.5	Not Detected
Chloroform	0.50	Not Detected	2.4	Not Detected
1,1,1-Trichloroethane	0.50	Not Detected	2.7	Not Detected
Cyclohexane	0.50	Not Detected	1.7	Not Detected
Carbon Tetrachloride	0.50	Not Detected	3.1	Not Detected
2,2,4-Trimethylpentane	0.50	Not Detected	2.3	Not Detected
Benzene	0.50	Not Detected	1.6	Not Detected
1,2-Dichloroethane	0.50	Not Detected	2.0	Not Detected
Heptane	0.50	Not Detected	2.0	Not Detected
Trichloroethene	0.50	Not Detected	2.7	Not Detected
1,2-Dichloropropane	0.50	Not Detected	2.3	Not Detected
1,4-Dioxane	2.0	Not Detected	7.2	Not Detected
Bromodichloromethane	0.50	Not Detected	3.4	Not Detected
cis-1,3-Dichloropropene	0.50	Not Detected	2.3	Not Detected
4-Methyl-2-pentanone	0.50	Not Detected	2.0	Not Detected
Toluene	0.50	Not Detected	1.9	Not Detected
trans-1,3-Dichloropropene	0.50	Not Detected	2.3	Not Detected
1,1,2-Trichloroethane	0.50	Not Detected	2.7	Not Detected
Tetrachloroethene	0.50	Not Detected	3.4	Not Detected
2-Hexanone	2.0	Not Detected	8.2	Not Detected

# AIR TOXICS LTD.

Client Sample ID: Lab Blank

Lab ID#: 0602255-07A

## MODIFIED EPA METHOD TO-15 GC/MS FULL SCAN

File Name:	5021606	Date of Collection: NA
Dil. Factor:	1.00	Date of Analysis: 2/16/06 03:20 PM

Compound	Rpt. Limit (ppbv)	Amount (ppbv)	Rpt. Limit (uG/m3)	Amount (uG/m3)
Dibromochloromethane	0.50	Not Detected	4.2	Not Detected
1,2-Dibromoethane (EDB)	0.50	Not Detected	3.8	Not Detected
Chlorobenzene	0.50	Not Detected	2.3	Not Detected
Ethyl Benzene	0.50	Not Detected	2.2	Not Detected
m,p-Xylene	0.50	Not Detected	2.2	Not Detected
o-Xylene	0.50	Not Detected	2.2	Not Detected
Styrene	0.50	Not Detected	2.1	Not Detected
Bromoform	0.50	Not Detected	5.2	Not Detected
Cumene	0.50	Not Detected	2.4	Not Detected
1,1,2,2-Tetrachloroethane	0.50	Not Detected	3.4	Not Detected
Propylbenzene	0.50	Not Detected	2.4	Not Detected
4-Ethyltoluene	0.50	Not Detected	2.4	Not Detected
1,3,5-Trimethylbenzene	0.50	Not Detected	2.4	Not Detected
1,2,4-Trimethylbenzene	0.50	Not Detected	2.4	Not Detected
1,3-Dichlorobenzene	0.50	Not Detected	3.0	Not Detected
1,4-Dichlorobenzene	0.50	Not Detected	3.0	Not Detected
alpha-Chlorotoluene	0.50	Not Detected	2.6	Not Detected
1,2-Dichlorobenzene	0.50	Not Detected	3.0	Not Detected
1,2,4-Trichlorobenzene	2.0	Not Detected	15	Not Detected
Hexachlorobutadiene	2.0	Not Detected	21	Not Detected

Container Type: NA - Not Applicable

Surrogates	%Recovery	Method Limits
Toluene-d8	98	70-130
1,2-Dichloroethane-d4	97	70-130
4-Bromofluorobenzene	102	70-130

# AIR TOXICS LTD.

Client Sample ID: CCV

Lab ID#: 0602255-08A

## MODIFIED EPA METHOD TO-15 GC/MS FULL SCAN

File Name:	6021602	Date of Collection: NA
Dil. Factor:	1.00	Date of Analysis: 2/16/06 12:31 PM

Compound	%Recovery
Freon 12	95
Freon 114	105
Chloromethane	105
Vinyl Chloride	92
1,3-Butadiene	88
Bromomethane	103
Chloroethane	91
Freon 11	108
Ethanol	89
Freon 113	107
1,1-Dichloroethene	99
Acetone	90
2-Propanol	93
Carbon Disulfide	99
3-Chloropropene	88
Methylene Chloride	94
Methyl tert-butyl ether	76
trans-1,2-Dichloroethene	94
Hexane	95
1,1-Dichloroethane	96
2-Butanone (Methyl Ethyl Ketone)	106
cis-1,2-Dichloroethene	98
Tetrahydrofuran	89
Chloroform	103
1,1,1-Trichloroethane	104
Cyclohexane	100
Carbon Tetrachloride	113
2,2,4-Trimethylpentane	93
Benzene	95
1,2-Dichloroethane	109
Heptane	110
Trichloroethene	106
1,2-Dichloropropane	98
1,4-Dioxane	100
Bromodichloromethane	108
cis-1,3-Dichloropropene	103
4-Methyl-2-pentanone	100
Toluene	104
trans-1,3-Dichloropropene	105
1,1,2-Trichloroethane	104
Tetrachloroethene	109
2-Hexanone	92

# AIR TOXICS LTD.

Client Sample ID: CCV

Lab ID#: 0602255-08A

## MODIFIED EPA METHOD TO-15 GC/MS FULL SCAN

<b>File Name:</b>	<b>5021602</b>	<b>Date of Collection:</b> NA
<b>Dil. Factor:</b>	<b>1.00</b>	<b>Date of Analysis:</b> 2/16/06 12:31 PM

Compound	%Recovery
Dibromochloromethane	113
1,2-Dibromoethane (EDB)	108
Chlorobenzene	104
Ethyl Benzene	104
m,p-Xylene	111
o-Xylene	107
Styrene	111
Bromoform	116
Cumene	110
1,1,2,2-Tetrachloroethane	104
Propylbenzene	104
4-Ethyltoluene	112
1,3,5-Trimethylbenzene	106
1,2,4-Trimethylbenzene	110
1,3-Dichlorobenzene	105
1,4-Dichlorobenzene	105
alpha-Chlorotoluene	114
1,2-Dichlorobenzene	111
1,2,4-Trichlorobenzene	101
Hexachlorobutadiene	103

Container Type: NA - Not Applicable

Surrogates	%Recovery	Method Limits
Toluene-d8	100	70-130
1,2-Dichloroethane-d4	100	70-130
4-Bromofluorobenzene	101	70-130

# AIR TOXICS LTD.

Client Sample ID: LCS

Lab ID#: 0602255-09A

## MODIFIED EPA METHOD TO-15 GC/MS FULL SCAN

File Name:	5021603	Date of Collection: NA
Dil. Factor:	1.00	Date of Analysis: 2/16/06 12:54 PM

Compound	%Recovery
Freon 12	102
Freon 114	112
Chloromethane	82
Vinyl Chloride	99
1,3-Butadiene	107
Bromomethane	113
Chloroethane	100
Freon 11	112
Ethanol	99
Freon 113	116
1,1-Dichloroethene	100
Acetone	99
2-Propanol	101
Carbon Disulfide	113
3-Chloropropene	90
Methylene Chloride	97
Methyl tert-butyl ether	100
trans-1,2-Dichloroethene	103
Hexane	101
1,1-Dichloroethane	100
2-Butanone (Methyl Ethyl Ketone)	117
cis-1,2-Dichloroethene	101
Tetrahydrofuran	91
Chloroform	105
1,1,1-Trichloroethane	105
Cyclohexane	106
Carbon Tetrachloride	112
2,2,4-Trimethylpentane	95
Benzene	100
1,2-Dichloroethane	108
Heptane	108
Trichloroethene	107
1,2-Dichloropropane	100
1,4-Dioxane	104
Bromodichloromethane	102
cis-1,3-Dichloropropene	100
4-Methyl-2-pentanone	102
Toluene	106
trans-1,3-Dichloropropene	88
1,1,2-Trichloroethane	105
Tetrachloroethene	108
2-Hexanone	92

# AIR TOXICS LTD.

Client Sample ID: LCS

Lab ID#: 0602255-09A

## MODIFIED EPA METHOD TO-15 GC/MS FULL SCAN

File Name:	5021803	Date of Collection:	NA
Dil. Factor:	1.00	Date of Analysis:	2/16/06 12:54 PM

Compound	%Recovery
Dibromochloromethane	103
1,2-Dibromoethane (EDB)	107
Chlorobenzene	106
Ethyl Benzene	105
m,p-Xylene	110
o-Xylene	99
Styrene	101
Bromoform	90
Cumene	109
1,1,2,2-Tetrachloroethane	102
Propylbenzene	107
4-Ethyltoluene	110
1,3,5-Trimethylbenzene	101
1,2,4-Trimethylbenzene	83
1,3-Dichlorobenzene	101
1,4-Dichlorobenzene	101
alpha-Chlorotoluene	110
1,2-Dichlorobenzene	104
1,2,4-Trichlorobenzene	94
Hexachlorobutadiene	96

Container Type: NA - Not Applicable

Surrogates	%Recovery	Method Limits
Toluene-d8	99	70-130
1,2-Dichloroethane-d4	107	70-130
4-Bromofluorobenzene	101	70-130



**Sample Transportation Notice**

Relinquishing signature on this document indicates that sample is being shipped in compliance with all applicable local, State, Federal, national, and international laws, regulations and ordinances of any kind. Air Toxics Limited assumes no liability with respect to the collection, handling or shipping of these samples. Relinquishing signature also indicates agreement to hold harmless, defend, and indemnify Air Toxics Limited against any claim, demand, or action, of any kind, related to the collection, handling, or shipping of samples. D.O.T. Hotline (800) 467-4922.

180 BLUE RAVINE ROAD, SUITE B  
FOLSOM, CA 95630-4719  
(916) 985-1000 FAX (916) 985-1020

Page 1 of 1

**CHAIN-OF-CUSTODY RECORD**

Contact Person Adrian Angel  
Company A&I Consultants Email ange@aiconsultants.com  
Address 2500 Camino Diablo #2000 City Walnut Creek State CA Zip 94597  
Phone (925) 923-6000 x 152 Fax (925) 923-6121  
Collected by: (Signature) Adrian Angel

Project info:		Turn Around Time:	Lab Use Only
P.O. # <u>100281</u>	Project # <u>115876</u>	<input checked="" type="checkbox"/> Normal <input type="checkbox"/> Rush <small>specify</small>	Pressurized by: <u>BS</u>
Project Name <u>Main Street Prop.</u>			Date: <u>2/13/06</u>
			Pressurization Gas: <u>N<sub>2</sub></u> He

Lab I.D.	Field Sample I.D. (Location)	Can#	Date	Time	Analyses Requested	Canister Pressure/Vacuum			
						Initial	Final	Receipt	Final (ps)
01A	SB-4-V	1	2/6/06	4:30P	TO-15	+25psi	+5psi	4.0psi	5.0psi
02A	SB-4-V-D	2	2/6/06	5:00P	TO-15	+25psi	+5psi	3.5psi	1
03A	SB-9-V	3	2/6/06	10:53A	TO-15	+25psi	+5psi	3.5psi	1
04A	SB-10-V	4	2/6/06	1:05P	TO-15	+25psi	+5psi	3.5psi	1
05A	Ambient Blank	6	2/6/06	-	TO-15			4.0psi	1
06A	Trip Blank	5	2/6/06	-				4.0psi	4.0psi

Relinquished by: (signature) <u>[Signature]</u> Date/Time <u>2/8/06/3:28P</u>	Received by: (signature) <u>[Signature]</u> Date/Time <u>02/10/06 10:50</u>	Notes:
Relinquished by: (signature) _____ Date/Time _____	Received by: (signature) _____ Date/Time _____	
Relinquished by: (signature) _____ Date/Time _____	Received by: (signature) _____ Date/Time _____	

Lab Use Only	Shipper Name <u>DAL</u>	Air Bill # <u>298614859 53</u>	Temp (°C) <u>NA</u>	Condition <u>Good</u>	Customer Seals Intact? <u>Yes</u> No <u>(none)</u>	Work Order # <u>0602255</u>
--------------	-------------------------	--------------------------------	---------------------	-----------------------	--	-----------------------------