

92 MAR 27 10:52



**Semiannual Ground-Water Monitoring Report  
December 1991  
The Sherwin-Williams Plant  
Emeryville, California**

*Info only* March 19, 1992  
1563.06

Prepared for:

**The Sherwin-Williams Company  
1450 Sherwin Avenue  
Emeryville, California**



**LEVINE·FRICKE**



**LEVINE•FRICKE**  
ENGINEERS, HYDROGEOLOGISTS & APPLIED SCIENTISTS

March 19, 1992

LF 1563.06

Mr. Lester Feldman  
Regional Water Quality Control Board  
2101 Webster Street, Suite 500  
Oakland, California 94612

Subject: Semiannual Ground-Water Monitoring Report  
December 1991  
The Sherwin-Williams Plant  
Emeryville, California

Dear Mr. Feldman:

The enclosed report presents the results of the 1991 semiannual ground-water monitoring for the Sherwin-Williams plant in Emeryville, California. Sampling activities were conducted in December 1991.

Semiannual monitoring included measuring ground-water elevations and analyzing ground-water samples from selected wells for volatile organic compounds using EPA Method 8240, total petroleum hydrocarbon compounds as diesel using EPA Method 3510, and Regional Water Quality Control Board Basin Plan metals (10) using EPA Method 200/6000/7000 Series.

Please call me or Mark D. Knox, P.E., if you have any questions.

Sincerely,

John DeReamer  
Senior Project Hydrogeologist

Enclosure

cc: distribution list

1900 Powell Street, 12th Floor  
Emeryville, California 94608  
(510) 652-4500  
FAX (510) 652-2246

# LEVINE·FRICKE

## DISTRIBUTION LIST

### Regional Water Quality Control Board

Mr. Lester Feldman  
Regional Water Quality Control Board  
2101 Webster Street, Suite 500  
Oakland, California 94612

### Alameda County Department of Environmental Health

Mr. Dennis Byrne  
Alameda County Department of  
Environmental Health  
Hazardous Materials Division  
80 Swan Way  
Oakland, California 94621

### City of Emeryville

Mr. Ignacio Dayrit  
Projects Coordinator  
Development Services Department  
Project Development Division  
City of Emeryville, Redevelopment Agency  
2200 Powell Street, 12th Floor  
Emeryville, California 94608

### The Sherwin-Williams Company

Mr. Dave Gustafson  
The Sherwin-Williams Company  
101 Prospect Avenue, N.W.  
Cleveland, Ohio 44115-1075

Allen Danzig, Esq.  
The Sherwin-Williams Company  
101 Prospect Avenue, N.W.  
Cleveland, Ohio 44115-1075

Ms. Mary Lou Capichioni  
The Sherwin-Williams Company  
101 Prospect Avenue, N.W.  
Cleveland, Ohio 44115-1075

Mr. Harry Simmons  
The Sherwin-Williams Company  
1450 Sherwin Avenue  
Emeryville, California 94608

CONTENTS

	<u>PAGE</u>
LIST OF TABLES . . . . .	ii
LIST OF FIGURES . . . . .	iii
CERTIFICATION . . . . .	iv
1.0 INTRODUCTION AND SCOPE . . . . .	1
2.0 GROUND-WATER ELEVATIONS AND FLOW DIRECTIONS . . . . .	2
3.0 GROUND-WATER QUALITY SAMPLING . . . . .	2
4.0 GROUND-WATER QUALITY ANALYSIS RESULTS . . . . .	3
4.1 A-Zone Water-Quality Results . . . . .	3
4.1.1 Volatile Organic Compounds . . . . .	4
4.1.2 Total Petroleum Hydrocarbons as Diesel . . . . .	4
4.1.3 Inorganic Compounds . . . . .	4
4.2 B-Zone Water-Quality Results . . . . .	5
4.2.1 Volatile Organic Compounds . . . . .	5
4.2.2 Total Petroleum Hydrocarbons as Diesel . . . . .	5
4.2.3 Inorganic Compounds . . . . .	5
5.0 QUALITY ASSURANCE/QUALITY CONTROL (QA/QC) PROCEDURES AND RESULTS . . . . .	6
6.0 REFERENCES . . . . .	7
TABLES	
FIGURES	
APPENDICES	
A	GROUND-WATER SAMPLING FIELD DATA SHEETS
B	LABORATORY CERTIFICATES
C	QUALITY ASSURANCE/QUALITY CONTROL (QA/QC) REVIEW OF GROUND-WATER QUALITY RESULTS
D	LABORATORY CERTIFICATE FOR FINGERPRINT CHARACTERIZATION

LIST OF TABLES

NUMBER	TITLE
1	Ground-Water Elevation Data, December 1991
2	Sequence of Wells Sampled, December 1991
3	Sample Containers, Preservation Methods, and Holding Times
4	Historical Water-Quality Data Summary, Volatile Organic Compounds, EPA Method 8240
5	Historical Water-Quality Data Summary, Total Petroleum Hydrocarbons as Diesel
6	Historical Water-Quality Data Summary, Inorganic Compounds

APPENDIX C

C-1	Quality Control Data for Chemical Analyses, Data Precision as Relative Percent Difference (RPD) of Duplicate Sample Analyses and Compounds Detected in Field Blanks
-----	---

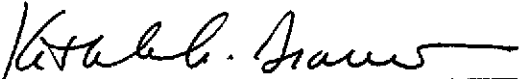
LIST OF FIGURES

NUMBER	TITLE
1	Site Location Map
2	Site Plan
3	A-Zone Ground-Water Elevations, December 16, 1991
4	B-Zone Ground-Water Elevations, December 16, 1991
5	Volatile Organic Compounds, EPA Method 8240, A-Zone Ground Water, December 1991
6	Total Petroleum Hydrocarbons as Diesel, A-Zone and B-Zone Ground Water, December 1991
7	Inorganic Compounds, A-Zone Ground Water, December 1991
8	Volatile Organic Compounds, EPA Method 8240, B-Zone Ground Water, December 1991
9	Inorganic Compounds, B-Zone Ground Water, December 1991

# LEVINE·FRICKE

## CERTIFICATION

All hydrogeologic and geologic information, conclusions, and recommendations have been prepared under the supervision of and reviewed by a Levine·Fricke California Registered Geologist.

  
Kathleen A. Isaacson  
Senior Project Hydrogeologist  
California Registered Geologist (5106)

3/19/92  
Date

March 19, 1992

LF-1563.06

**SEMIANNUAL GROUND-WATER MONITORING REPORT  
DECEMBER 1991  
THE SHERWIN-WILLIAMS PLANT, EMERYVILLE, CALIFORNIA**

**1.0 INTRODUCTION AND SCOPE**

This semiannual ground-water monitoring report has been prepared for submittal to the Regional Water Quality Control Board (RWQCB) as part of a continuing environmental investigation undertaken by The Sherwin-Williams Company for its manufacturing facility, 1450 Sherwin Avenue, Emeryville, California ("the Site"; Figures 1 and 2). This work was conducted in accordance with Levine·Fricke's Work Plan dated May 2, 1991, approved by Sherwin-Williams, which included a description of annual (conducted during June and August 1991) and semiannual (conducted during November and December 1991) ground-water monitoring.

Semiannual monitoring activities included laboratory analysis of ground-water samples collected from selected on-site and off-site perimeter monitoring wells. The annual program, which is conducted in the middle of the calendar year, includes monitoring all on-site and off-site monitoring wells.

The following activities were conducted for the December 1991 semiannual monitoring event:

- Ground-water levels were measured in on-site and off-site monitoring wells (LF-1 through LF-5, LF-7 through LF-16, and LF-B1 through LF-B4) and in Temescal Creek.
- Ground-water samples were collected from 10 A-zone monitoring wells located in on-site perimeter and off-site perimeter areas (LF-7 through LF-16) and 4 B-zone monitoring wells (LF-B1 through LF-B4).
- Ground-water samples were analyzed for volatile organic compounds (VOCs) using EPA Method 8240, for total petroleum hydrocarbons as diesel (TPHd) using EPA Extraction Method 3510, and for RWQCB Basin Plan metals (10) using EPA Method 200/6000/7000 Series.



# LEVINE·FRICKE

- A floating-product sample was collected from A-zone monitoring well LF-2. This sample was analyzed for fingerprint characterization by capillary gas chromatography using flame ionization detection and electron capture detection.

Data were collected and are reported in accordance with the guidelines set forth in the Levine·Fricke Quality Assurance Project Plan (QAPP) prepared for this project (Levine·Fricke, 1990, unpublished).

## 2.0 GROUND-WATER ELEVATIONS AND FLOW DIRECTIONS

On December 16, 1991, ground-water elevations were measured in A-zone monitoring wells LF-1 through LF-5 and LF-7 through LF-16, and in B-zone monitoring wells LF-B1 through LF-B4. The surface-water elevation of Temescal Creek was also measured on December 16, 1991. No ground-water elevation data were collected for A-zone well LF-6, which was abandoned by sealing with cement/bentonite grout on August 2, 1990 (see Levine·Fricke, 1991a).

Table 1 presents ground-water elevation data, and Figures 3 and 4, respectively, illustrate directions of ground-water flow in the A and B zones. As shown in Figure 3, ground-water flow in the A zone is toward the west and northwest. As shown in Figure 4, ground-water flow in the B zone appears to be toward the northwest.

## 3.0 GROUND-WATER QUALITY SAMPLING

During the period from December 16 through December 18, 1991, Levine·Fricke personnel collected ground-water samples for chemical analysis from A-zone monitoring wells LF-7 through LF-16, and from B-zone monitoring wells LF-B1 through LF-B4. An additional sample was collected from the 0.23 inch of product (measured on December 16, 1991) measured floating on the ground-water surface in well LF-2.

Samples were collected for analysis of VOCs using EPA Method 8240, TPHd using EPA Extraction Method 3510, and inorganic compounds as RWQCB Basin Plan metals (silver, arsenic, barium, cadmium, total chromium, copper, mercury, nickel, lead, selenium, and zinc) using EPA Method 200/6000/7000 Series. The floating-product sample from well LF-2 was collected for analysis for fingerprint characterization by capillary gas chromatography. Wells were generally sampled in the order of

## LEVINE·FRICKE

increasing concentration of arsenic based on previous results, as indicated in Table 2. Sampling order was controlled to minimize the potential for contamination of samples during analysis, as a result of carryover from one sample to the next, particularly for arsenic.

A minimum of 3 well volumes were purged from each well before sampling. The wells were purged either by pumping with a centrifugal pump or by hand bailing with a disposable polyethylene bailer. Wells that recovered slowly were purged dry and were allowed to recover to 80 percent of the initial well volume before they were sampled. The hoses attached to the centrifugal pump were steamed cleaned before each use. The evacuated water was pumped into a 55-gallon drum and then transferred to a holding tank located in an on-site area, pending approved disposal. Field measurements of temperature, pH, and specific conductance of the evacuated water were recorded during purging; monitoring wells were sampled after these parameters had stabilized.

After each well had been purged, ground-water samples were collected for laboratory analysis using a new disposable polyethylene bailer for each well. Samples were collected using the containers indicated in Table 3. Water samples for metals analysis were collected in a 1-liter plastic bottle without preservative and were filtered in the laboratory using 0.45-micron filters. The filtered samples were then preserved by the laboratory. All samples for chemical analysis were analyzed according to EPA method protocols by Anamatrix Laboratory of San Jose, California, a State-certified laboratory.

Appendix A includes the field records of the measured sampling parameters. Appendix B includes laboratory certificates. Appendix C includes review of the quality of the reported data. Appendix D includes the results of the laboratory analyses for fingerprint characterization of the floating product in well LF-2.

### **4.0 GROUND-WATER QUALITY ANALYSIS RESULTS**

#### **4.1 A-Zone Water-Quality Results**

Analytical results for samples collected from A-zone wells are presented in Tables 4 (VOCs), 5 (TPHd), and 6 (inorganic compounds). Graphic illustrations of chemical concentrations detected in A-zone wells are presented in Figures 5 (VOCs), 6 (TPHd), and 7 (inorganic compounds).

**4.1.1 Volatile Organic Compounds**

The VOC results for upgradient wells LF-12 and LF-13 were generally below the laboratory detection limits (see Table 4, Figure 5, and Appendix B), with the exception of the detection of 0.018 parts per million (ppm) of 1,1,1-trichloroethane (1,1,1-TCA) in well LF-13.

VOC results for off-site downgradient wells LF-14, LF-15, and LF-16 were below laboratory detection limits (Table 4, Figure 5, and Appendix B). VOC results for well LF-7 and on-site downgradient perimeter wells LF-8 through LF-11 generally were below the reported laboratory detection limits, with the exceptions of the detection of 0.009 ppm ethylbenzene in well LF-9, and the detection of 0.006 ppm benzene, 0.006 ppm ethylbenzene, 0.009 ppm total xylenes, and 0.005 ppm chlorobenzene in well LF-7.

**4.1.2 Total Petroleum Hydrocarbons as Diesel**

Hydrocarbons as TPHd were detected in samples from on-site downgradient perimeter wells LF-7 through LF-11 (see Table 5, Figure 6, and Appendix B). Ground-water samples from wells LF-7, LF-8, LF-9, LF-10, and LF-11 contained TPHd concentrations of 0.540 ppm, 0.220 ppm, 0.600 ppm, 0.990/0.570 ppm (sample/ duplicate), and 0.410 ppm, respectively. Off-site downgradient wells LF-14 and LF-16 contained relatively low TPHd concentrations of 0.086 ppm and 0.094 ppm, respectively.

TPHd results for upgradient wells LF-12 and LF-13 and for off-site downgradient A-zone well LF-15 were reported as less than 0.050 ppm.

**4.1.3 Inorganic Compounds**

Ground-water samples collected during this sampling event were analyzed for inorganic compounds using EPA Method 200/6000/7000 Series for RWQCB Basin Plan metals including silver, arsenic, cadmium, total chromium, copper, mercury, nickel, lead, selenium, and zinc. The results are summarized in Table 6 and illustrated in Figure 7.

Metals detected in ground water sampled from upgradient monitoring wells LF-12 and LF-13 generally were below the laboratory detection limits, as summarized in Table 6 and reported in Appendix B, with the exception of the detection of 0.024 ppm of zinc in well LF-12 (Figure 7).

# LEVINE·FRICKE

The metals results for ground-water samples from off-site downgradient monitoring wells LF-14, LF-15, and LF-16 included detectable concentrations of arsenic for well LF-14 (0.104 ppm) and LF-16 (0.010 ppm), and detectable concentrations of zinc for wells LF-15 (0.026 ppm) and LF-16 (0.025 ppm; Table 6). Metals results for ground water sampled from on-site downgradient perimeter monitoring wells LF-7, LF-8, LF-9, LF-10, and LF-11 included detectable concentrations of arsenic for wells LF-8 (0.016 ppm), LF-9 (0.046 ppm), LF-10 (0.704 ppm and 0.549 ppm for a duplicate), and LF-11 (0.011 ppm); and detectable concentrations of zinc for monitoring wells LF-9 and LF-10 (Table 6).

## **4.2 B-Zone Water-Quality Results**

Analytical results for samples collected from B-zone wells are presented in Tables 4 (VOCs), 5 (TPHd), and 6 (inorganic compounds). Graphic illustrations of chemical distribution in the B zone are presented in Figures 6 (TPHd), 8 (VOCs), and 9 (inorganic compounds).

### **4.2.1 Volatile Organic Compounds**

VOC results for B-zone monitoring wells (LF-B1, LF-B2, LF-B3, and LF-B4) indicated 1,2-dichloroethane (1,2-DCA) concentrations of 0.160 ppm in samples from well LF-B1 and 0.087 ppm in samples from well LF-B3. VOC results also indicated a detectable concentration of 0.026 ppm of acetone in samples from well LF-B3.

### **4.2.2 Total Petroleum Hydrocarbons as Diesel**

The results of TPHd analysis of ground-water samples collected from B-zone monitoring wells (LF-B1 through LF-B4) were all below the detection limit of 0.050 ppm (Table 5, Figure 6, and Appendix B).

### **4.2.3 Inorganic Compounds**

Analytical results for inorganic compounds as RWQCB Basin Plan metals indicated that arsenic and lead were not present in detectable concentrations in the ground-water samples from wells LF-B1 through LF-B4 (detection limits of 0.010 ppm and 0.003 ppm, respectively; Table 6, Figure 9, and Appendix B). Detectable concentrations of zinc were reported for the ground-water sample from well LF-B4 (0.029 ppm), and detectable concentrations of nickel were reported for the

sample from well LF-B3 (0.016 ppm). The results for all other analyzed metals in B-zone wells were below detection limits, which ranged from 0.001 ppm to 0.025 ppm, as indicated in the laboratory reports in Appendix B.

#### 5.0 QUALITY ASSURANCE/QUALITY CONTROL (QA/QC) PROCEDURES AND RESULTS

Quality assurance (QA) and quality control (QC) measures were implemented to maintain data quality and to minimize the potential for field and/or laboratory cross contamination of samples, particularly for arsenic. QA/QC procedures included collecting trip blank and bailer rinsate blank samples, controlling sampling order, using disposable bailers, and cleaning pump hoses with steam before and after use.

The monitoring wells were sampled in several groups according to location, including off-site upgradient locations, off-site downgradient locations, and on-site downgradient perimeter locations. The wells in each group were sampled in the order of increasing concentration of arsenic, based on previous results (Levine·Fricke, 1991b) and as prescribed in the QAPP (Levine·Fricke, 1990). Table 2 presents the December 1991 sampling order, including the collection and submittal of trip blanks and bailer rinsate blanks.

Three types of QA/QC samples were collected and analyzed for each analytical method, including laboratory-supplied trip blanks, bailer rinsate blanks, and duplicates. One or more trip blanks, bailer rinsate blanks, and duplicate samples were collected and analyzed for organic compounds using EPA Methods 8240 and 3510, and for inorganic compounds using EPA Method 200/6000/7000 Series. Trip blank samples for arsenic analysis were submitted on a daily basis to provide an indication of potential residual contamination of laboratory equipment.

The results for the QA/QC samples are reported in Appendix C and in Table C-1. These results indicate that the implemented QA/QC controls were effective in controlling field and/or laboratory cross contamination of samples, particularly with regard to arsenic results.

# LEVINE·FRICKE

## 6.0 REFERENCES

Levine·Fricke, Inc. 1990. Quality assurance project plan for Sherwin-Williams Plant, Emeryville, California. November 29. (unpublished report)

Levine·Fricke, Inc. 1991a. Semiannual report of ground-water monitoring for the period of October 1, 1990 through January 30, 1991, Sherwin-Williams Plant, Emeryville, California. April 22.

Levine·Fricke, Inc. 1991b. Report of annual ground-water monitoring for the period of June through August 1991, Sherwin-Williams Plant, Emeryville, California. November 7.

TABLE 1  
GROUND-WATER ELEVATION DATA  
DECEMBER 1991

Well Number	Date	Well Elevation (feet Mean Sea Level)	Well Elevation (feet Mean Lower Low Water)	Measured Depth to Ground Water (feet)	Ground-Water Elevation* (feet) (MLLW Datum)
LF-1	Dec-16-91	16.92	19.78	9.07	10.71
LF-2	Dec-16-91	12.24	15.10	5.49	9.81 **
LF-3	Dec-16-91	11.98	14.84	5.19	9.65
LF-4	Dec-16-91	13.05	15.91	7.33	8.58
LF-5	Dec-16-91	10.25	13.11	4.68	8.43
LF-6	Sealed August 2, 1990				
LF-7	Dec-16-91	11.08	13.94	4.87	9.07
LF-8	Dec-16-91	12.75	15.61	7.18	8.43
LF-9	Dec-16-91	10.44	13.30	5.46	7.84
LF-10	Dec-16-91	10.32	13.18	4.28	8.90
LF-11	Dec-16-91	10.08	12.94	3.80	9.14
LF-12	Dec-16-91	14.97	17.83	7.09	10.74
LF-13	Dec-16-91	14.76	17.62	6.76	10.86
LF-14	Dec-16-91	10.03	12.89	5.99	6.90
LF-15	Dec-16-91	9.80	12.66	5.02	7.64
LF-16	Dec-16-91	10.10	12.96	4.71	8.25
LF-B1	Dec-16-91	17.11	19.97	10.32	9.65
LF-B2	Dec-16-91	9.72	12.58	3.27	NM
LF-B3	Dec-16-91	10.35	13.21	3.89	9.32
LF-B4	Dec-16-91	14.54	17.40	6.85	10.55
Surface Water of Temescal Creek					
	Dec-16-91	10.98	13.84	10.25	3.59

Notes:

\* = The correction factor to convert to a Mean Lower Low Water Datum (MLLW) is +2.86 for the Berkeley Marina on San Francisco Bay. The MLLW provides a preferred plane of reference for water levels that may be close to the level of low tide.

Well elevations for LF-B1, LF-B2, LF-B3, LF-B4, and LF-5 were resurveyed by Nolte Associates of San Jose, California on August 6, 1991.

TABLE 1  
GROUND-WATER ELEVATION DATA  
DECEMBER 1991

Well Number	Date	Well Elevation (feet Mean Sea Level)	Well Elevation (feet Mean Lower Low Water)	Measured Depth to Ground Water (feet)	Ground-Water Elevation* (feet) (MLLW Datum)
----------------	------	--	--	--	--

\*\* = The ground-water elevation in well LF-2 has been corrected to account for the presence of the lower density fluids on top of the water table using the following calculation:

$$\begin{array}{r}
 \text{Ground-water} \\
 \text{Elevation} \\
 \text{(ft msl)}
 \end{array}
 = \begin{array}{r}
 \text{Well} \\
 \text{Elevation} \\
 \text{(ft msl)}
 \end{array}
 + \begin{array}{r}
 \text{Product} \\
 \text{Thickness} \\
 \text{_(ft)}
 \end{array}
 \times \begin{array}{r}
 \text{Specific} \\
 \text{gravity} \\
 \text{of product}
 \end{array}
 - \begin{array}{r}
 \text{Depth} \\
 \text{to Water} \\
 \text{(ft)}
 \end{array}$$

The specific gravity of the product was estimated to be approximately 0.87.



TABLE 2

SEQUENCE OF WELLS SAMPLED, DECEMBER 1991  
(Includes Schedule for Collection and Submittal of Trip Blanks and Bailer Rinsate Blanks)

Sampling Date, Sampling Order, and Well Identification	Arsenic Results from Previous Sampling (reported in parts per million)
Samples Collected on December 16, 1991	
LF-12-Trip Blank	<0.010
LF-12	<0.010
LF-13	<0.010
LF-B1	<0.010
LF-B2	<0.010
LF-B3	<0.010
Samples Collected on December 17, 1991	
LF-B4-Trip Blank	<0.010
LF-B4	<0.010
LF-15	<0.010
LF-14	0.095
LF-16	0.010
LF-7	0.012
LF-11	0.021
LF-8	0.021
Samples Collected on December 18, 1991	
Field Blank	<0.010
LF-9	0.031
LF-9-Bailer Rinsate Blank	<0.010
LF-10	1.090
LF-10-DUP	1.090

TABLE 3

## SAMPLE CONTAINERS, PRESERVATION METHODS, AND HOLDING TIMES

EPA Method	Parameter	Volume	Container	Preservation (degrees Celsius)	Holding Time
601/8010	halogenated volatile organics	40 ml	glass	4	14 days
Modified 8015	total petroleum hydrocarbons analyzed as gasoline	40 ml	glass	4 (1)	14 days
3510	total petroleum hydrocarbons analyzed as diesel	2 l	glass	4	14 days
602/8020	aromatic volatile organic compounds	40 ml	glass	4 (1)	14 days
624/8240	volatile organic compounds	40 ml	glass	4 (1)	14 days
625/8270	base/neutral/acid extractables	2 l	glass	4	extract within 7 days and analyze within 40 days of extraction.
200/7000 Series	priority pollutant metals	1 l	plastic	4 (2)	6 months

## Notes:

(1) Water samples preserved with hydrochloric acid.

(2) Following filtration, water samples preserved with nitric acid so that pH <2.

Soils are to be collected in brass tubes (undisturbed soils) or glass jars (disturbed soils).

Preservation of soils will only include keeping samples at 4 degrees Celsius.

ml = milliliter

l = liter

TABLE 4  
 HISTORICAL WATER-QUALITY DATA SUMMARY  
 VOLATILE ORGANIC COMPOUNDS, EPA METHOD 8240  
 (All concentrations expressed in parts per million [ppm])

Well Number	Date Sampled	Lab	Lab I.D. Number	Acetone	Benzene	Ethyl-benzene	Methyl Ethyl Ketone	Total Xylenes	2-Hexanone	Toluene	1,1,1-TCA	1,2-DCA	PCE	TCE	Chloro-benzene	Total Quantified Conc.	Notes
LF-1	01-Jun-89	B&C	89060194	30.000	<0.200	0.900	20.000	3.600	15.000	6.000	<0.200	<0.200	<0.200	<0.200	<0.200	75.500	
LF-1	07-Dec-89	B&C	12-212-1	<0.010	<0.001	<0.001	<0.020	0.040	<0.001	<0.001	<0.001	<0.001	0.002	<0.001	<0.001	0.042	
LF-1	20-Jul-90	B&C	07-506-7	0.450	0.002	<0.001	0.200	0.160	<0.001	0.018	<0.001	<0.001	0.005	0.004	<0.001	0.840	#2
LF-1	21-Jun-91	ANA	9106274-08	<0.020	<0.005	0.019	<0.020	0.010	<0.010	<0.005	<0.005	<0.005	0.002	<0.005	<0.005	0.032	
LF-2	02-Jun-89	B&C	89060501	<0.050	0.015	0.015	<0.100	0.300	<0.005	<0.005	<0.005	<0.005	<0.005	<0.005	<0.005	0.330	
LF-2	07-Dec-89	B&C	12-212-3	0.350	<0.020	<0.020	<0.400	0.840	<0.020	0.029	<0.020	<0.020	<0.020	<0.020	<0.020	1.219	
LF-2	20-Jul-90	B&C	07-506-5	<0.500	<0.050	0.066	8.800	0.910	12.000	0.051	<0.050	<0.050	<0.050	<0.050	0.050	21.827	
LF-3	02-Jun-89	B&C	89060502	<1.000	<0.100	2.500	<2.000	12.000	<0.100	17.000	<0.100	<0.100	<0.100	<0.100	<0.100	31.500	
LF-3	07-Dec-89	B&C	12-212-4	<5.000	<0.500	6.300	<10.000	32.000	<0.500	77.000	<0.500	<0.500	<0.500	<0.500	<0.500	115.300	
LF-3	20-Jul-90	B&C	07-506-6	10.000	0.110	5.000	7.700	22.000	1.900	52.000	<0.050	<0.050	<0.050	<0.050	<0.050	98.710	
LF-3	21-Jun-91	ANA	9106274-07	9.900	<1.000	7.500	8.200	44.000	<2.000	62.000	<1.000	<1.000	<1.000	<1.000	<1.000	139.800	
LF-4	02-Jun-89	B&C	89060503	1.300	<0.200	1.300	4.700	3.800	0.260	<0.200	<0.020	<0.020	<0.020	<0.020	<0.020	11.360	
Dup	02-Jun-89	B&C	89060504	1.300	<0.200	1.700	4.700	4.100	0.280	<0.020	<0.020	<0.020	<0.020	<0.020	<0.020	12.080	
LF-4	06-Dec-89	B&C	12-174-1	<0.020	<0.020	0.200	<0.040	0.650	<0.002	<0.004	<0.002	<0.002	<0.002	<0.002	<0.002	0.850	
DUP	06-Dec-89	B&C	12-174-6	<0.050	<0.005	0.250	<0.100	0.750	<0.005	<0.005	<0.005	<0.005	<0.005	<0.005	<0.005	1.000	
LF-4	20-Jul-90	B&C	07-506-3	<1.000	<1.000	<0.100	<2.000	0.380	<0.100	<0.100	<0.100	<0.100	<0.100	<0.100	<0.100	0.380	
LF-4	21-Jun-91	ANA	9106274-02	0.079	0.039	0.058	<0.040	0.350	<0.020	0.007	<0.010	<0.010	<0.010	<0.010	0.005	0.556	
DUP	21-Jun-91	ANA	9106274-03	<0.040	0.040	0.140	<0.040	0.380	<0.020	0.008	<0.010	<0.010	<0.010	<0.010	0.006	0.594	#4
LF-5	01-Jun-89	B&C	89060192	220.000	<2.000	2.000	390.000	8.000	<2.000	300.000	<1.000	<1.000	<1.000	<2.000	<1.000	920.000	
LF-5	06-Dec-89	B&C	12-174-4	51.000	<1.000	<1.000	320.000	<1.000	<1.000	310.000	<1.000	<1.000	<1.000	<1.000	<1.000	681.000	
LF-5	20-Jul-90	B&C	07-506-2	<10.000	<1.000	1.100	170.000	2.600	6.700	170.000	<1.000	<1.000	<1.000	<1.000	<1.000	350.400	
LF-5	21-Jun-91	ANA	9108069-05	<20.000	<5.000	<5.000	<20.000	5.400	<10.000	>200.00	<5.000	<5.000	<5.000	<5.000	<5.000	5.400	
LF-6	01-Jun-89	B&C	89060193	280.000	<1.000	6.000	470.000	210.000	<1.000	22.000	<0.200	<0.200	<0.200	<1.000	<0.200	988.000	
LF-6	05-Dec-89	B&C	12-128-3	64.000	<1.000	5.000	320.000	17.000	<1.000	59.000	<1.000	<1.000	<1.000	<1.000	<1.000	465.000	
LF-6	20-Jul-90	B&C	07-506-4	200.000	<1.000	4.000	720.000	13.000	24.000	45.000	<1.000	<1.000	45.000	<1.000	<1.000	1051.000	

TABLE 4  
 HISTORICAL WATER-QUALITY DATA SUMMARY  
 VOLATILE ORGANIC COMPOUNDS, EPA METHOD 8240  
 (All concentrations expressed in parts per million [ppm])

Well Number	Date Sampled	Lab		Acetone	Benzene	Ethyl-benzene	Methyl		2-Hexa- none	Toluene	1,1,1- TCA	1,2- DCA	PCE	TCE	Chloro- benzene	Total Quantified Conc.	Notes
		Lab	I.D. Number				Ethyl- Ketone	Total Xylenes									
LF-7	01-Jun-89	B&C	89060191	<0.005	0.050	<0.005	<0.005	0.580	<0.005	0.270	<0.001	<0.001	<0.001	<0.005	<0.001	0.900	
LF-7	06-Dec-89	B&C	12-174-3	<0.010	0.031	0.052	<0.020	0.150	<0.001	0.003	<0.001	<0.001	<0.001	<0.001	0.007	0.243	
LF-7	19-Jul-90	B&C	07-485-4	<0.010	<0.001	0.007	<0.020	0.044	<0.001	<0.001	<0.001	<0.001	<0.001	<0.001	0.001	0.052	
LF-7	20-Jun-91	ANA	9106251-06	<0.020	0.061	0.045	<0.020	0.120	<0.010	<0.005	<0.005	<0.005	<0.005	<0.005	0.007	0.233	
LF-7	17-Dec-91	ANA	9112188-06	<0.020	0.006	0.006	<0.020	0.009	<0.010	<0.005	<0.005	<0.005	<0.005	<0.005	0.005	0.026	
LF-8	05-Dec-89	B&C	12-128-4	<0.010	<0.001	<0.001	<0.020	<0.001	<0.001	0.003	<0.001	<0.001	<0.001	<0.001	<0.001	0.003	
LF-8	19-Jul-90	B&C	07-485-5	<0.010	<0.001	0.007	<0.020	0.002	<0.001	<0.001	<0.001	<0.001	<0.001	<0.001	0.001	0.010	
LF-8	21-Dec-90	B&C	12-529-3	<0.010	<0.001	<0.001	<0.020	<0.001	<0.001	<0.001	<0.001	<0.001	<0.001	<0.001	<0.001	<0.020	
LF-8	20-Jun-91	ANA	9106251-07	<0.020	<0.005	<0.005	<0.020	<0.005	<0.010	<0.005	<0.005	<0.005	<0.005	<0.005	<0.005	<0.020	
LF-8	17-Dec-91	ANA	9112188-07	<0.020	<0.005	<0.005	<0.020	<0.005	<0.010	<0.005	<0.005	<0.005	<0.005	<0.005	<0.005	<0.020	
LF-9	05-Dec-89	B&C	12-128-1	<0.010	<0.001	0.022	<0.020	<0.001	<0.001	0.003	<0.001	<0.001	<0.001	<0.001	0.025	0.050	
LF-9	19-Jul-90	B&C	07-485-6	<0.010	<0.001	0.011	<0.020	0.002	<0.001	<0.001	<0.001	<0.001	<0.001	<0.001	0.013	0.026	
LF-9	21-Dec-90	B&C	12-529-5	<0.010	<0.001	<0.001	<0.020	<0.001	<0.001	<0.001	<0.001	<0.001	<0.001	<0.001	<0.005	<0.020	
LF-9	21-Jun-91	ANA	9106274-05	<0.020	<0.005	<0.005	<0.020	<0.005	<0.010	<0.005	<0.005	<0.005	<0.005	<0.005	<0.005	<0.020	
LF-9	16-Dec-91	ANA	9112189-02	<0.020	<0.005	0.009	<0.020	<0.005	<0.010	<0.005	<0.005	<0.005	<0.005	<0.005	<0.005	0.009	
LF-10	07-Dec-89	B&C	12-212-5	<0.010	<0.001	<0.001	<0.020	<0.001	<0.001	<0.001	<0.001	<0.001	<0.001	<0.001	<0.001	<0.020	
LF-10	19-Jul-90	B&C	07-485-7	<0.010	<0.001	<0.001	<0.020	<0.001	<0.001	<0.001	<0.001	<0.001	<0.001	<0.001	<0.001	<0.020	
DUP	19-Jul-90	B&C	07-485-8	<0.010	<0.001	<0.001	<0.020	<0.001	<0.001	<0.001	<0.001	<0.001	<0.001	<0.001	<0.001	<0.020	
LF-10	19-Dec-90	B&C	12-529-6	<0.010	<0.001	<0.001	<0.020	<0.001	<0.001	<0.001	<0.001	<0.001	<0.001	<0.001	<0.001	<0.020	
DUP	19-Dec-90	B&C	12-529-7	<0.010	<0.001	<0.001	<0.020	<0.001	<0.001	<0.001	<0.001	<0.001	<0.001	<0.001	<0.001	<0.020	
LF-10	21-Jun-91	ANA	9106274-06	<0.020	<0.005	<0.005	<0.020	<0.005	<0.010	<0.005	<0.005	<0.005	<0.005	<0.005	<0.005	<0.020	
LF-10	18-Dec-91	ANA	9112189-04	<0.020	<0.005	<0.005	<0.020	<0.005	<0.010	<0.005	<0.005	<0.005	<0.005	<0.005	<0.005	<0.020	
DUP	18-Dec-91	ANA	9112188-05	<0.020	<0.005	<0.005	<0.020	<0.005	<0.010	<0.005	<0.005	<0.005	<0.005	<0.005	<0.005	<0.020	

TABLE 4  
 HISTORICAL WATER-QUALITY DATA SUMMARY  
 VOLATILE ORGANIC COMPOUNDS, EPA METHOD 8240  
 (All concentrations expressed in parts per million [ppm])

Well Number	Date Sampled	Lab		Acetone	Benzene	Ethyl-benzene	Methyl			2-Hexa-none	Toluene	1,1,1-TCA	1,2-DCA	PCE	TCE	Chloro-benzene	Total Quantified Conc.	Notes
		Lab	I.D. Number				Ethyl-Ketone	Total Xylenes										
LF-11	05-Dec-89	B&C	12-128-2	<0.010	<0.001	<0.001	<0.020	<0.001	<0.001	0.002	<0.001	<0.001	<0.001	<0.001	<0.001	0.002	0.004	
DUP	05-Dec-89	B&C	12-128-5	<0.010	<0.001	<0.001	<0.020	<0.001	<0.001	<0.023	<0.001	<0.001	<0.001	<0.001	<0.001	<0.001	<0.020	
LF-11	19-Jul-90	B&C	07-485-3	0.015	<0.001	<0.001	<0.020	<0.001	<0.001	<0.001	<0.001	<0.001	0.001	<0.001	<0.001	0.016	0.032	
LF-11	21-Dec-90	B&C	12-529-4	<0.010	<0.001	<0.001	<0.020	<0.001	<0.001	<0.001	<0.001	<0.001	<0.001	<0.001	<0.001	<0.001	<0.020	
LF-11	21-Jun-91	ANA	9106069-03	<0.020	<0.005	<0.005	<0.020	<0.005	<0.010	<0.005	<0.005	<0.005	<0.005	<0.005	<0.005	<0.005	<0.010	
DUP	21-Jun-91	ANA	9106251-04	<0.020	<0.005	<0.005	<0.020	<0.005	<0.010	<0.005	<0.005	<0.005	<0.005	<0.005	<0.005	<0.005	<0.010	
LF-11	17-Dec-91	ANA	9112188-08	<0.020	<0.005	<0.005	<0.020	<0.005	<0.010	<0.005	<0.005	<0.005	<0.005	<0.005	<0.005	<0.005	<0.020	
LF-12	06-Dec-89	B&C	12-174-2	<0.010	<0.001	<0.001	<0.020	<0.001	<0.001	0.005	<0.001	<0.001	<0.001	<0.001	<0.001	0.005	0.010	
LF-12	18-Jul-90	B&C	07-444-5	<0.010	<0.001	<0.001	<0.020	<0.001	<0.001	<0.001	<0.001	<0.001	0.001	0.002	0.001	0.001	0.004	
LF-12	19-Dec-90	B&C	12-474-5	<0.010	<0.001	<0.001	<0.020	<0.001	<0.001	<0.001	<0.001	<0.001	0.002	0.003	0.002	0.002	0.007	
LF-12	19-Jun-91	ANA	9106245-04	<0.020	<0.005	<0.005	<0.020	<0.005	<0.010	<0.005	<0.005	<0.005	<0.005	0.002	0.002	0.002	0.004	
LF-12	16-Dec-91	ANA	9112190-02	<0.020	<0.005	<0.005	<0.020	<0.005	<0.010	<0.005	<0.005	<0.005	<0.005	<0.005	<0.005	<0.005	<0.020	
LF-13	06-Dec-89	B&C	12-174-7	<0.010	<0.001	<0.001	<0.020	<0.001	<0.001	0.002	0.029	<0.001	<0.001	<0.001	<0.001	0.031	0.062	
LF-13	18-Jul-90	B&C	07-444-4	<0.010	<0.001	<0.001	<0.020	0.001	<0.001	0.002	0.056	<0.001	0.001	<0.001	<0.001	0.060	0.120	
LF-13	19-Dec-90	B&C	12-474-4	<0.010	<0.001	<0.001	<0.020	<0.001	<0.001	<0.001	0.042	0.002	0.002	<0.001	0.046	0.092	0.092	#3
LF-13	19-Jun-91	ANA	9106245-03	<0.020	<0.005	<0.005	<0.020	<0.005	<0.010	<0.005	0.032	<0.005	<0.005	<0.005	<0.005	0.032	0.064	
LF-13	16-Dec-91	ANA	9112190-03	<0.020	<0.005	<0.005	<0.020	<0.005	<0.010	<0.005	0.018	<0.005	<0.005	<0.005	<0.005	<0.005	0.018	
LF-14	04-Sep-90	B&C	07-444-4	<0.010	<0.001	<0.001	<0.020	<0.001	<0.001	<0.001	<0.001	<0.001	<0.001	<0.001	<0.001	<0.001	<0.020	
LF-14	21-Dec-90	B&C	12-505-7	<0.010	<0.001	<0.001	<0.020	<0.001	<0.001	<0.001	<0.001	<0.001	<0.001	<0.001	<0.001	<0.001	<0.020	
LF-14	20-Jun-91	ANA	9106251-08	<0.020	<0.005	<0.005	<0.020	<0.005	<0.010	<0.005	<0.005	<0.005	<0.005	<0.005	<0.005	<0.005	<0.020	
LF-14	17-Dec-91	ANA	9112188-04	<0.020	<0.005	<0.005	<0.020	<0.005	<0.010	<0.005	<0.005	<0.005	<0.005	<0.005	<0.005	<0.005	<0.020	
LF-15	04-Sep-90	B&C	07-444-5	<0.010	<0.001	<0.001	<0.020	<0.001	<0.001	<0.001	<0.001	<0.001	<0.001	<0.001	<0.001	<0.001	<0.020	
LF-15	21-Dec-90	B&C	12-505-6	<0.010	<0.001	<0.001	<0.020	<0.001	<0.001	<0.001	<0.001	<0.001	<0.001	<0.001	<0.001	<0.001	<0.020	
LF-15	20-Jun-91	ANA	9106251-09	<0.020	<0.005	<0.005	<0.020	<0.005	<0.010	<0.005	<0.005	<0.005	<0.005	<0.005	<0.005	<0.005	<0.020	
LF-15	17-Dec-91	ANA	9112188-03	<0.020	<0.005	<0.005	<0.020	<0.005	<0.010	<0.005	<0.005	<0.005	<0.005	<0.005	<0.005	<0.005	<0.020	

TABLE 4  
HISTORICAL WATER-QUALITY DATA SUMMARY  
VOLATILE ORGANIC COMPOUNDS, EPA METHOD 8240  
(All concentrations expressed in parts per million [ppm])

Well Number	Date Sampled	Lab		Acetone	Benzene	Ethyl-benzene	Methyl Ethyl Ketone	Total Xylenes	2-Hexanone	Toluene	1,1,1-TCA	1,2-DCA	PCE	TCE	Chlorobenzene	Total Quantified Conc.	Notes
		Lab	I.D. Number														
LF-16	04-Sep-90	B&C	07-444-6	<0.010	<0.001	<0.001	<0.020	<0.001	<0.001	<0.001	<0.001	<0.001	<0.001	<0.001	<0.001	<0.020	
LF-16	20-Dec-90	B&C	12-505-5	<0.010	<0.001	<0.001	<0.020	<0.001	<0.001	<0.001	<0.001	<0.001	<0.001	<0.001	<0.001	<0.020	
LF-16	20-Jun-91	ANA	9106251-10	<0.020	<0.005	<0.005	<0.020	<0.005	<0.010	<0.005	<0.005	<0.005	<0.005	<0.005	<0.005	<0.020	
LF-16	17-Dec-91	ANA	9112188-05	<0.020	<0.005	<0.005	<0.020	<0.005	<0.010	<0.005	<0.005	<0.005	<0.005	<0.005	<0.005	<0.020	
LF-B1	07-Dec-89	B&C	12-212-6	<0.010	<0.001	<0.001	<0.020	<0.001	<0.001	<0.001	<0.001	0.051	<0.001	<0.001	0.051	0.102	
LF-B1	18-Jul-90	B&C	07-444-9	<0.010	<0.001	<0.001	<0.020	<0.001	<0.001	<0.002	<0.001	0.170	0.001	<0.001	0.171	0.342	
LF-B1	20-Dec-90	B&C	12-505-4	<0.010	<0.001	<0.001	<0.020	<0.001	<0.001	<0.001	<0.001	0.130	<0.001	<0.001	0.130	0.260	
LF-B1	20-Jun-91	ANA	9106251-05	<0.020	<0.005	<0.005	<0.020	<0.005	<0.010	<0.005	<0.005	0.180	<0.005	<0.005	0.180	0.360	
LF-B1	16-Dec-91	ANA	9112190-04	<0.020	<0.005	<0.005	<0.020	<0.005	<0.010	<0.005	<0.005	0.160	<0.005	<0.005	<0.005	0.160	
LF-B2	06-Dec-89	B&C	12-174-5	<0.010	<0.001	<0.001	<0.020	0.013	<0.001	<0.001	<0.001	0.007	<0.001	<0.001	0.020	0.040	
LF-B2	18-Jul-90	B&C	07-444-6	<0.010	<0.001	<0.001	<0.020	<0.001	<0.001	0.002	<0.001	0.007	<0.001	<0.001	0.009	0.018	
DUP	18-Jul-90	B&C	07-444-7	<0.010	<0.001	<0.001	<0.020	<0.001	<0.001	0.002	<0.001	0.007	<0.001	<0.001	0.009	0.018	
LF-B2	19-Dec-90	B&C	12-474-6	<0.010	<0.001	<0.001	<0.020	<0.001	<0.001	<0.001	<0.001	0.004	0.002	<0.001	0.006	0.012	
LF-B2	20-Jun-91	ANA	9106251-04	<0.020	<0.005	<0.005	<0.020	<0.005	<0.010	<0.005	<0.005	0.006	<0.005	<0.005	0.006	0.012	
LF-B2	16-Dec-91	ANA	9112190-05	<0.020	<0.005	<0.005	<0.020	<0.005	<0.010	<0.005	<0.005	<0.005	<0.005	<0.005	<0.005	<0.020	
LF-B3	07-Dec-89	B&C	12-212-8	<0.010	<0.001	<0.001	<0.020	<0.001	0.001	<0.001	<0.001	0.100	<0.001	<0.001	0.101	0.202	#1
DUP	07-Dec-89	B&C	12-212-10	<0.010	<0.001	<0.001	<0.020	<0.001	<0.001	<0.001	<0.001	0.073	<0.001	<0.001	0.073	0.146	
LF-B3	18-Jul-90	B&C	07-444-8	<0.010	<0.001	<0.001	<0.020	<0.001	<0.001	0.002	<0.001	0.086	<0.001	<0.001	0.088	0.176	
LF-B3	20-Dec-90	B&C	12-505-3	<0.010	<0.001	<0.001	<0.020	<0.001	<0.001	<0.001	<0.001	0.084	<0.001	<0.001	0.084	0.168	
LF-B3	19-Jun-91	ANA	9106245-05	<0.020	<0.005	<0.005	<0.020	<0.005	<0.010	<0.005	<0.005	0.110	<0.005	<0.005	0.110	0.220	
LF-B3	16-Dec-91	ANA	9112190-06	0.026	<0.005	<0.005	<0.020	<0.005	<0.010	<0.005	<0.005	0.087	<0.005	<0.005	<0.005	0.113	
LF-B4	18-Jul-90	B&C	07-444-3	<0.010	<0.001	<0.001	<0.020	<0.001	<0.001	0.002	<0.001	0.001	<0.001	<0.001	0.003	0.006	
LF-B4	19-Dec-90	B&C	12-474-3	<0.010	<0.001	<0.001	<0.020	<0.001	<0.001	0.002	<0.001	<0.001	<0.001	<0.001	0.002	0.004	
LF-B4	19-Jun-91	ANA	9106245-01	<0.020	<0.005	<0.005	<0.020	<0.005	<0.010	<0.005	<0.005	<0.005	<0.005	<0.005	<0.005	0.000	
LF-B4	17-Dec-91	ANA	9112188-02	<0.020	<0.005	<0.005	<0.020	<0.005	<0.010	<0.005	<0.005	<0.005	<0.005	<0.005	<0.005	<0.020	

TABLE 4  
 HISTORICAL WATER-QUALITY DATA SUMMARY  
 VOLATILE ORGANIC COMPOUNDS, EPA METHOD 8240  
 (All concentrations expressed in parts per million [ppm])

Well Number	Date Sampled	Lab	Lab I.D. Number	Acetone	Benzene	Ethyl-benzene	Methyl Ethyl Ketone	Total Xylenes	2-Hexa-none	Toluene	1,1,1-TCA	1,2-DCA	PCE	TCE	Chloro-benzene	Total Quantified Conc.	Notes
FIELD BLANKS & TRIP BLANKS																	
LF-1-FB	01-Jun-86	B&C	89060195	0.012	<0.001	<0.001	<0.020	0.004	<0.001	<0.001	<0.001	<0.001	<0.001	<0.001	<0.001	0.016	
LF-1-FB	07-Dec-89	B&C	12-212-2	<0.010	<0.001	<0.001	<0.020	<0.001	<0.001	<0.001	<0.001	<0.001	<0.001	<0.001	<0.001	<0.020	
LF-B1-FB	07-Dec-89	B&C	12-212-7	<0.010	<0.001	<0.001	<0.020	<0.001	<0.001	<0.001	<0.001	<0.001	<0.001	<0.001	<0.001	<0.020	
LF-13-FB	06-Dec-89	B&C	12-174-12	<0.010	<0.001	<0.001	<0.020	<0.001	<0.001	<0.001	<0.001	<0.001	<0.001	<0.001	<0.001	<0.020	
Trip Blank	07-Dec-89	B&C	12-212-9	<0.010	<0.001	<0.001	<0.020	<0.001	<0.001	<0.001	<0.001	<0.001	<0.001	<0.001	<0.001	<0.020	
LF-B4-TB	18-Jul-90	B&C	07-444-1	<0.010	<0.001	<0.001	<0.020	<0.001	<0.001	<0.001	<0.001	<0.001	<0.001	<0.001	<0.001	<0.020	
LF-B4-BB	18-Jul-90	B&C	07-444-2	<0.010	<0.001	<0.001	<0.020	<0.001	<0.001	<0.001	<0.001	<0.001	<0.001	<0.001	<0.001	<0.020	
LF-11-TB	19-Jul-90	B&C	07-485-1	<0.010	<0.001	<0.001	<0.020	<0.001	<0.001	<0.001	<0.001	<0.001	<0.001	<0.001	<0.001	<0.020	
LF-11-BB	19-Jul-90	B&C	07-485-1	<0.010	<0.001	<0.001	<0.020	<0.001	<0.001	<0.001	<0.001	<0.001	<0.001	<0.001	<0.001	<0.020	
LF-B4-BR	19-Dec-90	B&C	12-474-2	<0.010	<0.001	<0.001	<0.020	<0.001	<0.001	<0.001	<0.001	<0.001	<0.001	<0.001	<0.001	<0.020	
LF-8-TB	21-Dec-90	B&C	12-529-1	<0.010	<0.001	<0.001	<0.020	<0.001	<0.001	<0.001	<0.001	<0.001	<0.001	<0.001	<0.001	<0.020	
LF-8-BR	21-Dec-90	B&C	12-529-2	<0.010	<0.001	<0.001	<0.020	<0.001	<0.001	<0.001	<0.001	<0.001	<0.001	<0.001	<0.001	<0.020	
LF-B3-BR	20-Dec-90	B&C	12-505-2	<0.010	<0.001	<0.001	<0.020	<0.001	<0.001	<0.001	<0.001	<0.001	<0.001	<0.001	<0.001	<0.020	
LF-B3-BR	19-Jun-91	ANA	9106245-6	<0.020	<0.005	<0.005	<0.020	<0.005	<0.010	<0.005	<0.005	<0.005	<0.005	<0.005	<0.005	<0.005	
LF-11-BR	20-Jun-91	ANA	9106251-2	<0.020	<0.005	<0.005	<0.020	<0.005	<0.010	<0.005	<0.005	<0.005	<0.005	<0.005	<0.005	<0.005	
LF-4-TB	24-Jun-91	ANA	9106274-1	<0.020	<0.005	<0.005	<0.020	<0.005	<0.010	<0.005	<0.005	<0.005	<0.005	<0.005	<0.005	<0.005	
Trip Blank	06-Aug-91	ANA	9108069-1	<0.020	<0.005	<0.005	<0.020	<0.005	<0.010	<0.005	<0.005	<0.005	<0.005	<0.005	<0.005	<0.005	
LF-9-BR	18-Dec-91	ANA	9112189-03	<0.020	<0.005	<0.005	<0.020	<0.005	<0.010	<0.005	<0.005	<0.005	<0.005	<0.005	<0.005	<0.020	

TABLE 4  
 HISTORICAL WATER-QUALITY DATA SUMMARY  
 VOLATILE ORGANIC COMPOUNDS, EPA METHOD 8240  
 (All concentrations expressed in parts per million [ppm])

Well Number	Date Sampled	Lab		Acetone	Benzene	Ethyl- benzene	Methyl			2-Hexa- none	Toluene	1,1,1- TCA	1,2- DCA	PCE	TCE	Chloro- benzene	Total Quantified Conc.	Notes
		I.D.	Number				Ethyl Ketone	Total Xylenes										

Explanation of symbols and abbreviations used on Table 4:

- # - Signifies that there is a note of explanation for laboratory results.
- B&C - Brown and Caldwell Laboratory, Emeryville, California.
- ANA - Anamatrix Laboratory of San Jose, California
- DUP - Duplicate Sample

1,1,1-TCA = 1,1,1-Trichloroethane  
 1,2-DCA = 1,2-Dichloroethane  
 PCE = Tetrachloroethene  
 TCE = Trichloroethene

NOTES:

- #1 LF-B3 06/02/89 - Vinyl acetate reported at 0.001 ppm, styrene reported at 0.001 ppm, and methyl isobutyl ketone reported at 0.001 ppm.
- #2 LF-1 07/20/90 - cis-Dichloroethene reported at 0.001 ppm.
- #3 LF-13 12/19/90 - 1,1-Dichloroethane reported at 0.002 ppm.
- #4 LF-4 DUP 06/21/91 - cis-1,2-Dichloroethene reported at 0.020 ppm.



TABLE 5  
 HISTORICAL WATER-QUALITY DATA SUMMARY  
 TOTAL PETROLEUM HYDROCARBONS AS DIESEL  
 (Results reported in parts per million [ppm])

Well Number	Date Sampled	Lab	Lab I.D. Number	Total Petroleum Hydrocarbons as Diesel
LF-1	20-Jul-90	B&C	07-506-7	
LF-1	21-Jun-91	ANA	9106274-08	<0.050
LF-2	20-Jul-90	B&C	07-506-5	
LF-3	20-Jul-90	B&C	07-506-6	
LF-3	21-Jun-91	ANA	9106274-07	2.000
LF-4	20-Jul-90	B&C	07-506-3	
LF-4	21-Jun-91	ANA	9106274-02	0.780
LF-4-D	21-Jun-91	ANA	9106274-03	0.510
LF-5	20-Jul-90	B&C	07-506-2	
LF-5	06-Aug-91	ANA	9108069-05	4.700
LF-6	20-Jul-90	B&C	07-506-4	
LF-7	19-Jul-90	B&C	07-485-4	
LF-7	20-Jun-91	ANA	9106251-06	<0.050
LF-7	17-Dec-91	ANA	9112188-06	0.540
LF-8	19-Jul-90	B&C	07-485-5	
LF-8	20-Jun-91	ANA	9106251-07	<0.050
LF-8	17-Dec-91	ANA	9112188-07	0.220
LF-9	19-Jul-90	B&C	07-485-6	
LF-9	21-Jun-91	ANA	9106274-05	0.200
LF-9	16-Dec-91	ANA	9112189-02	0.600
LF-10	19-Jul-90	B&C	07-485-7	
Duplicate	19-Jul-90	B&C	07-485-8	
LF-10	21-Jun-91	ANA	9106274-06	0.270
LF-10	18-Dec-91	ANA	9112189-04	0.990
DUP	18-Dec-91	ANA	9112188-05	0.570
LF-11	19-Jul-90	B&C	07-485-3	
LF-11	20-Jun-91	ANA	9106251-03	0.130
LF-11-D	20-Jun-91	ANA	9106251-04	0.120
LF-11	17-Dec-91	ANA	9112188-08	0.410
LF-12	18-Jul-90	B&C	07-444-5	
LF-12	19-Jun-91	ANA	9106245-04	<0.050
LF-12	16-Dec-91	ANA	9112190-02	<0.050

TABLE 5  
 HISTORICAL WATER-QUALITY DATA SUMMARY  
 TOTAL PETROLEUM HYDROCARBONS AS DIESEL  
 (Results reported in parts per million [ppm])

Well Number	Date Sampled	Lab	Lab I.D. Number	Total Petroleum Hydrocarbons as Diesel
LF-13	18-Jul-90	B&C	07-444-4	
LF-13	19-Jun-91	ANA	9106245-02	<0.050
LF-13	16-Dec-91	ANA	9112190-03	<0.050
LF-14	04-Sep-90	B&C	07-444-4	
LF-14	20-Jun-91	ANA	9106251-08	<0.050
LF-14	17-Dec-91	ANA	9112188-04	0.086
LF-15	04-Sep-90	B&C	07-444-5	
LF-15	20-Jun-91	ANA	9106251-09	<0.050
LF-15	17-Dec-91	ANA	9112188-03	<0.050
LF-16	04-Sep-90	B&C	07-444-6	
LF-16	20-Jun-91	ANA	9106251-10	<0.050
LF-16	17-Dec-91	ANA	9112188-05	0.094
LF-B1	18-Jul-90	B&C	07-444-9	
LF-B1	20-Jun-91	ANA	9106251-05	<0.050
LF-B1	16-Dec-91	ANA	9112190-04	<0.050
LF-B2	18-Jul-90	B&C	07-444-6	
Duplicate	18-Jul-90	B&C	07-444-7	
LF-B2	21-Jun-91	ANA	9106274-04	<0.050
LF-B2	16-Dec-91	ANA	9112190-05	<0.050
LF-B3	18-Jul-90	B&C	07-444-8	
LF-B3	19-Jun-91	ANA	9106245-05	<0.050
LF-B3	16-Dec-91	ANA	9112190-06	<0.050
LF-B4	18-Jul-90	B&C	07-444-3	
LF-B4	19-Jun-91	ANA	9106245-01	<0.050
LF-B4	17-Dec-91	ANA	9112188-02	<0.050

TABLE 5  
 HISTORICAL WATER-QUALITY DATA SUMMARY  
 TOTAL PETROLEUM HYDROCARBONS AS DIESEL  
 (Results reported in parts per million [ppm])

Well Number	Date Sampled	Lab	Lab I.D. Number	Total Petroleum Hydrocarbons as Diesel
FIELD BLANKS & TRIP BLANKS				
LF-B4-TB	18-Jul-90	B&C	07-444-1	
LF-B4-BB	18-Jul-90	B&C	07-444-2	
LF-11-TB	19-Jul-90	B&C	07-485-1	
LF-11-BB	19-Jul-90	B&C	07-485-1	
LF-B3	19-Jun-91	ANA	9106245-06	<0.050
LF-11-BR	20-Jun-91	ANA	9106251-02	<0.050
LF-4-TB	21-Jun-91	ANA	9106274-01	<0.050

Notes:

B&C = Brown and Caldwell Laboratory, Emeryville, California

ANA = Anametrix Laboratory, San Jose, California

B&C used modified EPA Method 8015 for analysis of total fuel hydrocarbons.

ANA used EPA Method 3510 for analysis of total petroleum hydrocarbons  
as diesel.

TABLE 6  
HISTORICAL WATER-QUALITY DATA SUMMARY  
INORGANIC COMPOUNDS  
(All concentrations expressed in parts per million [ppm])

Well Number	Date Sampled	Lab	Lab I.D. No.	Type of Analysis	Arsenic	Cadmium	Copper	Lead	Zinc	Total Chromium	Nickel
LF-1	01-Jun-89	B&C	89060194	200/7000	200.000	<0.0400	<0.08	<0.300	0.590	NA	NA
LF-1	07-Dec-89	B&C	12-212-1	200/7000	190.000	<0.0400	<0.08	<0.300	0.020	NA	NA
LF-1	20-Jul-90	B&C	07-506-7	200/7000	120.000	<0.0500	<0.05	<0.200	0.260	NA	NA
LF-1	20-Jun-91	ANA	9106274-08	200/7000	58.000	<0.005	<0.025	<0.004	0.236	NA	0.331
LF-2	02-Jun-89	B&C	89060501	200/7000	2.600	<0.0400	<0.08	<0.300	0.010	NA	NA
LF-2	07-Dec-89	B&C	12-212-3	200/7000	17.000	<0.0400	<0.08	<0.300	<0.010	NA	NA
LF-2	20-Jul-90	B&C	07-506-5	200/7000	110.000	<0.0500	<0.05	<0.200	<0.050	NA	NA
LF-3	02-Jun-89	B&C	89060502	200/7000	27.000	<0.0400	<0.08	<0.300	<0.010	NA	NA
LF-3	07-Dec-89	B&C	12-212-2	200/7000	30.000	<0.0400	<0.08	<0.300	<0.010	NA	NA
LF-3	20-Jul-90	B&C	07-506-6	200/7000	21.000	<0.0500	<0.05	<0.200	<0.050	NA	NA
LF-3	20-Jun-91	ANA	9106274-07	200/7000	60.400	<0.005	<0.025	<0.004	0.028	NA	<0.005
LF-4	02-Jun-89	B&C	89060503	200/7000	0.530	<0.0400	<0.08	<0.300	<0.010	NA	NA
Duplicate	02-Jun-89	B&C	89060504	200/7000	0.580	<0.0400	<0.08	<0.300	7.000	NA	NA
LF-4	06-Dec-89	B&C	12-174-1	200/7000	0.420	<0.0400	<0.08	<0.300	<0.010	NA	NA
Duplicate	06-Dec-89	B&C	12-174-6	200/7000	0.550	<0.0400	<0.08	<0.300	0.010	NA	NA
LF-4	20-Jul-90	B&C	07-506-3	200/7000	0.190	<0.0500	<0.05	<0.200	<0.050	NA	NA
LF-4	20-Jun-91	ANA	9106274-02	200/7000	0.510	<0.005	<0.025	0.015	0.071	NA	<0.005
LF-4-DUP	20-Jun-91	ANA	9106274-03	200/7000	0.493	<0.005	<0.025	0.010	0.109	NA	<0.005
LF-5	01-Jun-89	B&C	89060192	200/7000	0.017	<0.0400	<0.08	<0.300	0.040	NA	NA
LF-5	06-Dec-89	B&C	12-174-2	200/7000	*<0.070	<0.0400	<0.08	<0.300	<0.010	NA	NA
LF-5	20-Jul-90	B&C	07-506-2	200/7000	0.020	<0.0500	<0.05	<0.200	0.050	NA	NA
LF-5	20-Jun-91	ANA	9108069-05	200/7000	0.038	<0.005	<0.025	0.003	<0.020	NA	<0.005
LF-6	01-Jun-89	B&C	89060193	200/7000	13.000	0.0900	<0.08	<0.300	0.120	NA	NA
LF-6	05-Dec-89	B&C	12-128-3	200/7000	16.000	0.0600	<0.08	<0.300	<0.010	NA	NA
LF-6	20-Jul-90	B&C	07-506-4	200/7000	14.000	<0.0500	<0.05	<0.200	0.060	NA	NA

TABLE 6  
 HISTORICAL WATER-QUALITY DATA SUMMARY  
 INORGANIC COMPOUNDS  
 (All concentrations expressed in parts per million [ppm])

Well Number	Date Sampled	Lab	Lab I.D. No.	Type of Analysis	Arsenic	Cadmium	Copper	Lead	Zinc	Total Chromium	Nickel
LF-7	01-Jun-89	B&C	89060191	200/7000	0.008	<0.0400	<0.08	<0.300	<0.010	NA	NA
LF-7	06-Dec-89	B&C	12-174-3	200/7000	*<0.070	<0.0400	<0.08	<0.300	0.020	NA	NA
LF-7	19-Jul-90	B&C	07-485-4	200/7000	<0.002	<0.0500	<0.05	<0.200	<0.050	NA	NA
LF-7	20-Jun-91	ANA	9106251-06	200/7000	0.012	<0.005	<0.025	<0.004	<0.020	NA	<0.005
LF-7	17-Dec-91	ANA	9112188-06	200/7000	<0.010	<0.005	<0.025	<0.003	<0.020	<0.010	<0.005
LF-8	05-Dec-89	B&C	12-128-4	200/7000	*<0.070	<0.0400	<0.08	<0.300	<0.010	NA	NA
LF-8	19-Jul-90	B&C	07-485-4	200/7000	<0.002	<0.0500	<0.05	<0.200	<0.050	NA	NA
LF-8	21-Dec-90	B&C	12-529-3	200/7000	0.020	0.0015	0.09	<0.200	0.250	NA	NA
LF-8	20-Jun-91	ANA	9106251-07	200/7000	0.021	<0.005	<0.025	<0.004	<0.020	NA	<0.005
LF-8	17-Dec-91	ANA	9112188-07	200/7000	0.016	<0.005	<0.025	<0.003	<0.020	<0.010	<0.005
LF-9	05-Dec-89	B&C	12-128-1	200/7000	0.067	<0.0400	<0.08	<0.300	0.020	NA	NA
LF-9	19-Jul-90	B&C	07-485-7	200/7000	0.008	<0.0500	<0.05	<0.200	<0.050	NA	NA
LF-9	21-Dec-90	B&C	12-529-5	200/7000	0.120	0.0029	<0.05	<0.200	0.730	NA	NA
LF-9	20-Jun-91	ANA	9106274-05	200/7000	0.075	<0.005	<0.025	0.012	0.100	NA	<0.005
LF-9	06-Aug-91	ANA	9108069-02	200/7000	0.131	NA	NA	NA	NA	NA	NA
LF-9	16-Dec-91	ANA	9112189-02	200/7000	0.046	<0.005	<0.025	<0.003	0.039	<0.010	<0.005
LF-10	07-Dec-89	B&C	12-212-5	200/7000	0.650	<0.0400	<0.08	<0.300	<0.010	NA	NA
LF-10	19-Jul-90	B&C	07-485-7	200/7000	0.012	<0.0500	<0.05	<0.200	<0.050	NA	NA
Duplicate	19-Jul-90	B&C	07-485-8	200/7000	0.008	<0.0500	<0.05	<0.300	0.070	NA	NA
LF-10	21-Dec-90	B&C	12-529-6	200/7000	1.000	0.0009	<0.05	<0.200	<0.050	NA	NA
Duplicate	21-Dec-90	B&C	12-529-7	200/7000	1.100	0.0007	<0.05	<0.300	0.070	NA	NA
LF-10	20-Jun-91	ANA	9106274-06	200/7000	0.657	<0.005	<0.025	0.013	0.064	NA	0.006
LF-10	06-Aug-91	ANA	9108069-02	200/7000	1.090	NA	NA	NA	NA	NA	NA
LF-10	18-Dec-91	ANA	9112189-04	200/7000	0.704	<0.005	<0.025	<0.003	0.028	<0.010	<0.005
Duplicate	18-Dec-91	ANA	9112188-05	200/7000	0.549	<0.005	<0.025	<0.003	<0.020	<0.010	<0.005
LF-11	05-Dec-89	B&C	12-128-2	200/7000	*<0.070	<0.0400	<0.08	<0.300	0.020	NA	NA
LF-11	19-Jul-90	B&C	07-485-5	200/7000	0.007	<0.0500	<0.05	<0.200	<0.050	NA	NA

TABLE 6  
 HISTORICAL WATER-QUALITY DATA SUMMARY  
 INORGANIC COMPOUNDS  
 (All concentrations expressed in parts per million [ppm])

Well Number	Date Sampled	Lab	Lab I.D. No.	Type of Analysis	Arsenic	Cadmium	Copper	Lead	Zinc	Total Chromium	Nickel
LF-11	21-Dec-90	B&C	12-529-4	200/7000	0.011	0.0006	<0.05	<0.200	<0.050	NA	NA
LF-11	20-Jun-91	ANA	9106251-06	200/7000	0.023	<0.005	<0.025	0.007	<0.020	NA	0.005
LF-11	20-Jun-91	ANA	9106251-07	200/7000	0.024	<0.005	<0.025	0.006	<0.020	NA	0.007
LF-11	06-Aug-91	ANA	9108069-04	200/7000	0.021	NA	NA	NA	NA	NA	NA
LF-11	17-Dec-91	ANA	9112188-08	200/7000	0.011	<0.005	<0.025	<0.003	<0.020	<0.010	<0.005
LF-12	06-Dec-89	B&C	12-174-2	200/7000	*<0.070	<0.0400	<0.08	<0.300	0.020	NA	NA
LF-12	18-Jul-90	B&C	07-444-5	200/7000	0.004	<0.0500	<0.05	<0.300	<0.200	NA	NA
LF-12	19-Jun-91	ANA	9106245-04	200/7000	<0.010	<0.005	<0.025	<0.004	<0.020	NA	0.014
LF-12	16-Dec-91	ANA	9112190-02	200/7000	<0.010	<0.005	<0.025	<0.003	0.024	<0.010	<0.005
LF-13	06-Dec-89	B&C	12-174-7	200/7000	*<0.070	<0.0400	<0.08	<0.300	0.020	NA	NA
LF-13	18-Jul-90	B&C	07-444-4	200/7000	<0.002	<0.0500	<0.05	<0.200	<0.050	NA	NA
LF-13	19-Dec-90	B&C	12-474-4	200/7000	<0.002	<0.0005	<0.05	<0.200	<0.050	NA	NA
LF-13	19-Jun-91	ANA	9106245-03	200/7000	<0.010	<0.005	<0.025	<0.004	<0.020	NA	0.013
LF-13	16-Dec-91	ANA	9112190-03	200/7000	<0.010	<0.005	<0.025	<0.003	<0.020	<0.010	<0.005
LF-14	04-Sep-90	B&C	09-014-1	200/7000	0.092	<0.0005	<0.005	0.007	<0.050	NA	NA
LF-14	02-Oct-90	B&C	10-034-2	200/7000	0.077	NA	NA	NA	NA	NA	NA
LF-14	20-Dec-90	B&C	12-505-7	200/7000	0.150	0.0036	<0.050	<0.200	0.410	NA	NA
LF-14	20-Jun-91	ANA	9106251-08	200/7000	0.095	<0.005	<0.025	<0.004	<0.020	NA	<0.005
LF-14	17-Dec-91	ANA	9112188-04	200/7000	0.104	<0.005	<0.025	<0.003	<0.020	<0.010	<0.005
LF-15	04-Sep-90	B&C	09-014-2	200/7000	0.002	<0.0005	<0.005	0.043	<0.050	NA	NA
LF-15	20-Dec-90	B&C	12-505-6	200/7000	0.007	0.0007	<0.05	<0.200	0.100	NA	NA
LF-15	20-Jun-91	ANA	9106251-09	200/7000	<0.010	<0.005	<0.025	<0.004	<0.020	NA	0.006
LF-15	17-Dec-91	ANA	9112188-03	200/7000	<0.010	<0.005	<0.025	<0.003	0.026	<0.010	<0.005
LF-16	04-Sep-90	B&C	09-014-3	200/7000	0.003	<0.0005	<0.005	<0.002	<0.050	NA	NA
LF-16	20-Dec-90	B&C	12-505-5	200/7000	0.003	0.0007	<0.05	<0.200	0.070	NA	NA
LF-16	20-Jun-91	ANA	9106251-10	200/7000	0.010	<0.005	<0.025	<0.004	<0.020	NA	0.018

TABLE 6  
HISTORICAL WATER-QUALITY DATA SUMMARY  
INORGANIC COMPOUNDS  
(All concentrations expressed in parts per million [ppm])

Well Number	Date Sampled	Lab	Lab I.D. No.	Type of Analysis	Arsenic	Cadmium	Copper	Lead	Zinc	Total Chromium	Nickel
LF-16	17-Dec-91	ANA	9112188-05	200/7000	<0.010	<0.005	<0.025	<0.003	0.025	<0.010	<0.005
LF-B1	07-Dec-89	B&C	12-212-6	200/7000	*<0.070	<0.0400	<0.08	<0.300	<0.010	NA	NA
LF-B1	18-Jul-90	B&C	7-444-6	200/7000	0.007	<0.0500	<0.05	<0.2	<0.050	NA	NA
LF-B1	20-Dec-90	B&C	12-505-4	200/7000	0.005	0.0010	<0.05	<0.200	<0.050	NA	NA
LF-B1	20-Jun-91	ANA	9106251-05	200/7000	<0.010	<0.005	<0.025	0.004	<0.020	NA	<0.005
LF-B1	16-Dec-91	ANA	9112190-04	200/7000	<0.010	<0.005	<0.025	<0.003	<0.020	<0.010	<0.005
LF-B2	06-Dec-89	B&C	12-174-5	200/7000	*<0.070	<0.0400	<0.08	<0.300	0.020	NA	NA
LF-B2	18-Jul-90	B&C	7-444-9	200/7000	0.005	<0.0500	<0.05	<0.200	<0.050	NA	NA
Duplicate	18-Jul-90	B&C	7-444-	200/7000	0.004	<0.0500	<0.05	<0.200	<0.050	NA	NA
LF-B2	19-Dec-90	B&C	12-474-6	200/7000	0.008	0.0026	<0.05	<0.200	0.170	NA	NA
LF-B2	20-Jun-91	ANA	9106274-04	200/7000	<0.010	<0.005	<0.025	0.005	0.075	NA	<0.005
LF-B2	16-Dec-91	ANA	9112190-05	200/7000	<0.010	<0.005	<0.025	<0.003	<0.020	<0.010	<0.005
LF-B3	07-Dec-89	B&C	12-212-6	200/7000	*<0.070	<0.0400	<0.08	<0.300	0.010	NA	NA
LF-B3	18-Jul-90	B&C	7-444-8	200/7000	0.003	<0.0500	<0.05	<0.200	<0.050	NA	NA
LF-B3	20-Dec-90	B&C	12-505-3	200/7000	0.002	<0.0005	<0.05	<0.200	<0.050	NA	NA
LF-B3	19-Jun-91	ANA	9106245-05	200/7000	<0.010	<0.005	<0.025	<0.004	<0.020	NA	<0.005
LF-B3	16-Dec-91	ANA	9112190-06	200/7000	<0.010	<0.005	<0.025	<0.003	<0.020	<0.010	0.016
LF-B4	17-Jul-90	B&C	07-444-3	200/7000	0.003	<0.0500	<0.05	<0.200	<0.050	NA	NA
LF-B4	19-Dec-90	B&C	12-474-3	200/7000	<0.002	0.0014	<0.05	<0.200	0.080	NA	NA
LF-B4	19-Jun-91	ANA	9106245-01	200/7000	<0.010	<0.005	<0.025	<0.004	<0.020	NA	<0.005
LF-B4	17-Dec-91	ANA	9112188-02	200/7000	<0.010	<0.005	<0.025	<0.003	0.029	<0.010	<0.005

TABLE 6  
 HISTORICAL WATER-QUALITY DATA SUMMARY  
 INORGANIC COMPOUNDS  
 (All concentrations expressed in parts per million [ppm])

Well Number	Date Sampled	Lab	Lab I.D. No.	Type of Analysis	Arsenic	Cadmium	Copper	Lead	Zinc	Total Chromium	Nickel
FIELD & TRIP BLANKS											
LF-1-FB	01-Jun-89	B&C	89060195	200/7000	0.012	<0.0400	<0.08	<0.300	<0.010	NA	NA
LF-1-FB	07-Dec-89	B&C	12-212-2	200/7000	0.003	<0.0400	<0.08	<0.300	<0.010	NA	NA
LF-81-FB	07-Dec-89	B&C	12-212-7	200/7000	0.014	<0.0400	<0.08	<0.300	<0.010	NA	NA
Trip Blank	07-Dec-89	B&C	12-212-9	200/7000	0.013	<0.0400	<0.08	<0.300	<0.010	NA	NA
LF-B4-TB	18-Jul-90	B&C	07-444-1	200/7000	<0.002	<0.0500	<0.05	<0.200	<0.050	NA	NA
LF-B4-BB	18-Jul-90	B&C	07-444-2	200/7000	<0.002	<0.0500	<0.05	<0.200	0.060	NA	NA
LF-11-TB	19-Jul-90	B&C	07-485-1	200/7000	<0.002	<0.0500	<0.05	0.200	<0.050	NA	NA
LF-11-BB	19-Jul-90	B&C	07-485-2	200/7000	<0.002	<0.0500	<0.05	<0.200	<0.050	NA	NA
LF-5-TB	20-Jul-90	B&C	07-506-1	200/7000	0.002	<0.0500	<0.05	<0.200	<0.050	NA	NA
LF-16-TB	04-Sep-90	B&C	09-014-4	200/7000	<0.002	<0.0005	<0.005	0.005	<0.050	NA	NA
LF-B4-TB	19-Dec-90	B&C	12-474-1	200/7000	<0.002	<0.0005	<0.05	<0.200	<0.050	NA	NA
LF-B4-BB	19-Dec-90	B&C	12-474-2	200/7000	<0.002	<0.0005	<0.05	<0.200	0.060	NA	NA
LF-B3-TB	20-Dec-90	B&C	12-505-1	200/7000	<0.002	<0.0005	<0.05	<0.200	<0.050	NA	NA
LF-B3-BR	20-Dec-90	B&C	12-505-2	200/7000	<0.002	<0.0005	<0.05	<0.200	<0.050	NA	NA
LF-8-TB	21-Dec-90	B&C	12-529-1	200/7000	<0.002	<0.0005	<0.05	<0.200	<0.050	NA	NA
LF-8-BR	21-Dec-90	B&C	12-529-2	200/7000	<0.002	<0.0005	<0.05	<0.200	<0.050	NA	NA
LF-B3-BR	19-Jun-91	ANA	9106245-06	200/7000	<0.010	<0.005	<0.025	<0.004	<0.020	NA	<0.005
LF-B4-TB	19-Jun-91	ANA	9106245-02	200/7000	<0.010	<0.005	<0.025	<0.004	<0.020	NA	<0.005
LF-4-TB	20-Jun-91	ANA	9106274-01	200/7000	<0.010	<0.005	<0.025	<0.004	<0.020	NA	<0.005
LF-11-TB	20-Jun-91	ANA	9106251-01	200/7000	<0.010	<0.005	<0.025	<0.004	<0.020	NA	<0.005
LF-11-BR	20-Jun-91	ANA	9106251-02	200/7000	<0.010	<0.005	<0.025	<0.004	<0.020	NA	<0.005
Trip Blank	20-Jun-91	ANA	9108069-01	200/7000	<0.010	NA	NA	<0.003	<0.020	NA	NA
Field Blank	18-Dec-91	ANA	9112189-01	200/7000	<0.010	<0.005	<0.025	<0.003	<0.020	<0.010	<0.005
Trip Blank	16-Dec-91	ANA	9112190-01	200/7000	<0.010	<0.005	<0.025	<0.003	<0.020	<0.010	<0.005
Trip Blank	17-Dec-91	ANA	9112188-01	200/7000	<0.010	<0.005	<0.025	<0.003	<0.020	<0.010	<0.005



TABLE 6  
 HISTORICAL WATER-QUALITY DATA SUMMARY  
 INORGANIC COMPOUNDS  
 (All concentrations expressed in parts per million [ppm])

Well Number	Date Sampled	Lab	Lab I.D. No.	Type of Analysis	Arsenic	Cadmium	Copper	Lead	Zinc	Total Chromium	Nickel
----------------	-----------------	-----	-----------------	---------------------	---------	---------	--------	------	------	-------------------	--------

Notes to Table 6:

\* = Data not validated based on positive results of trip blank (0.014 ppm) or bailer rinsate blank (0.013 ppm) of submitted samples. Detection Limit for arsenic for December 1989 sampling period set at 0.070 ppm or 5 times the reported value of 0.014 ppm for trip blank sample.

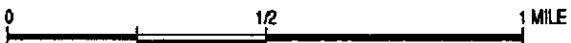
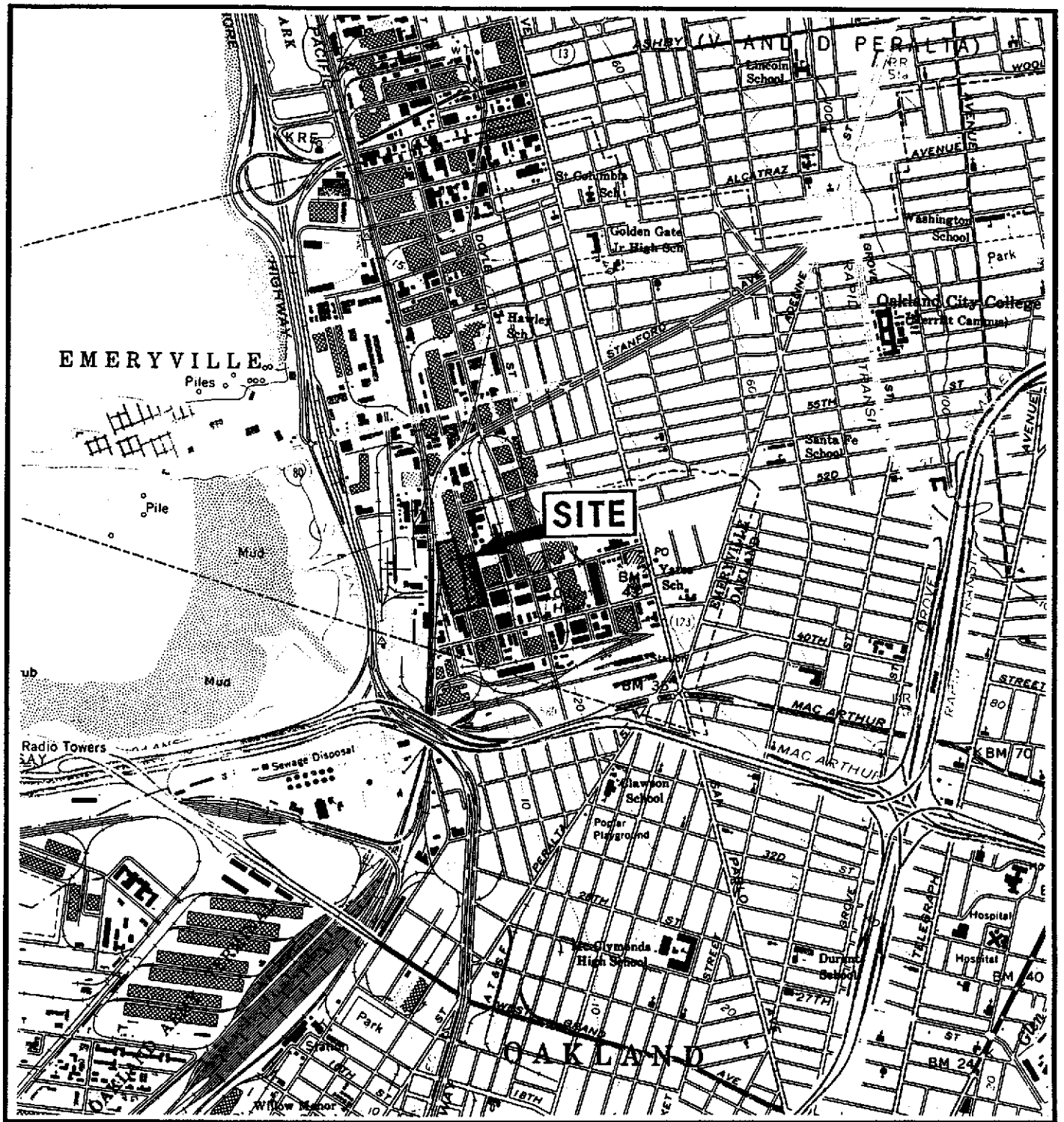
NA = Not Analyzed

200/7000 = EPA Method 200/6000/7000 Series for selected metals.

Analytical Laboratories:

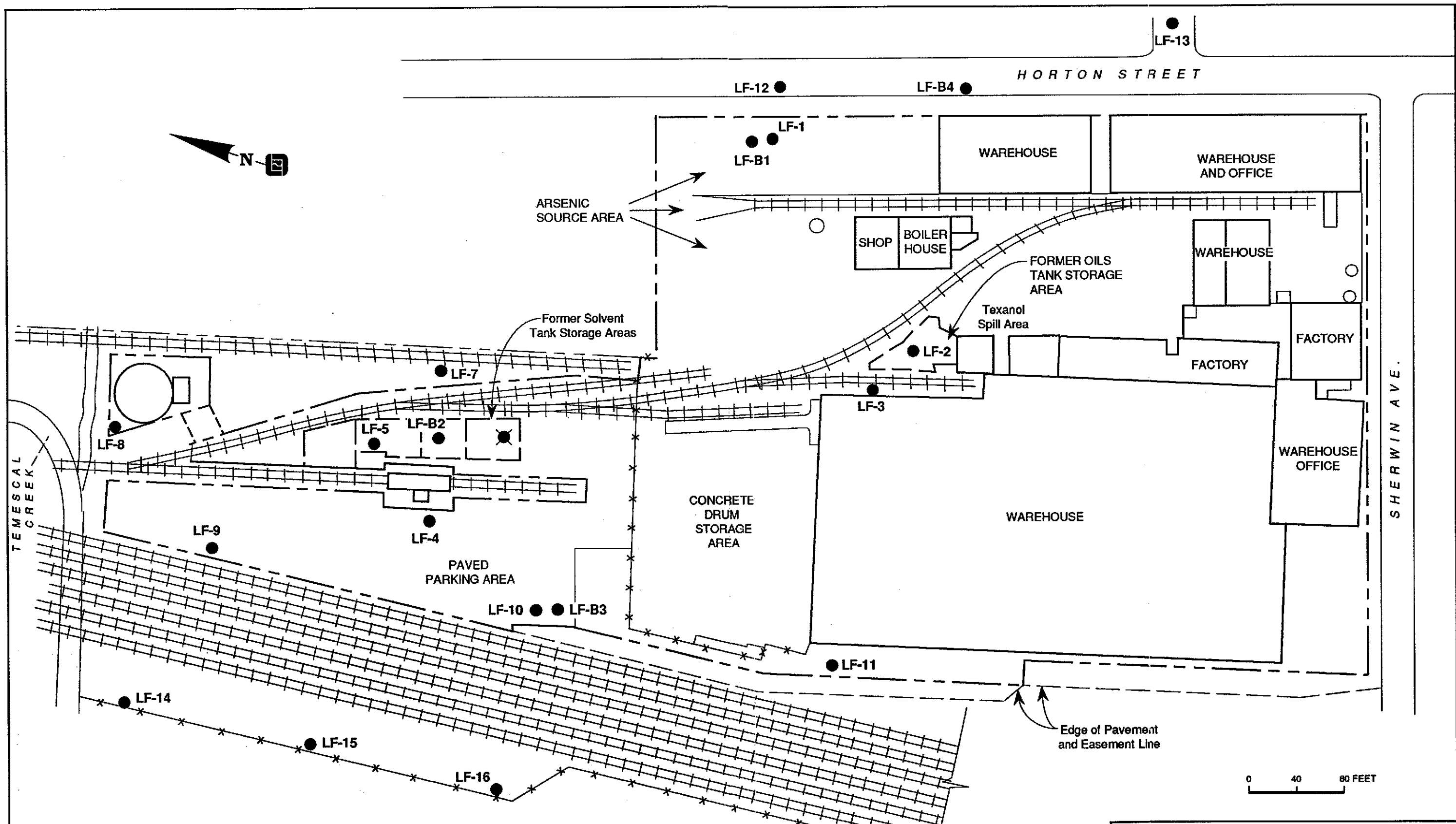
B&C - Brown and Caldwell Laboratory, Emeryville, California.

ANA - Anemetrix Laboratory, San Jose, California



MAP SOURCE:  
 U.S.G.S. Oakland West Quadrangle,  
 Oakland, California  
 7.5 Minute Series

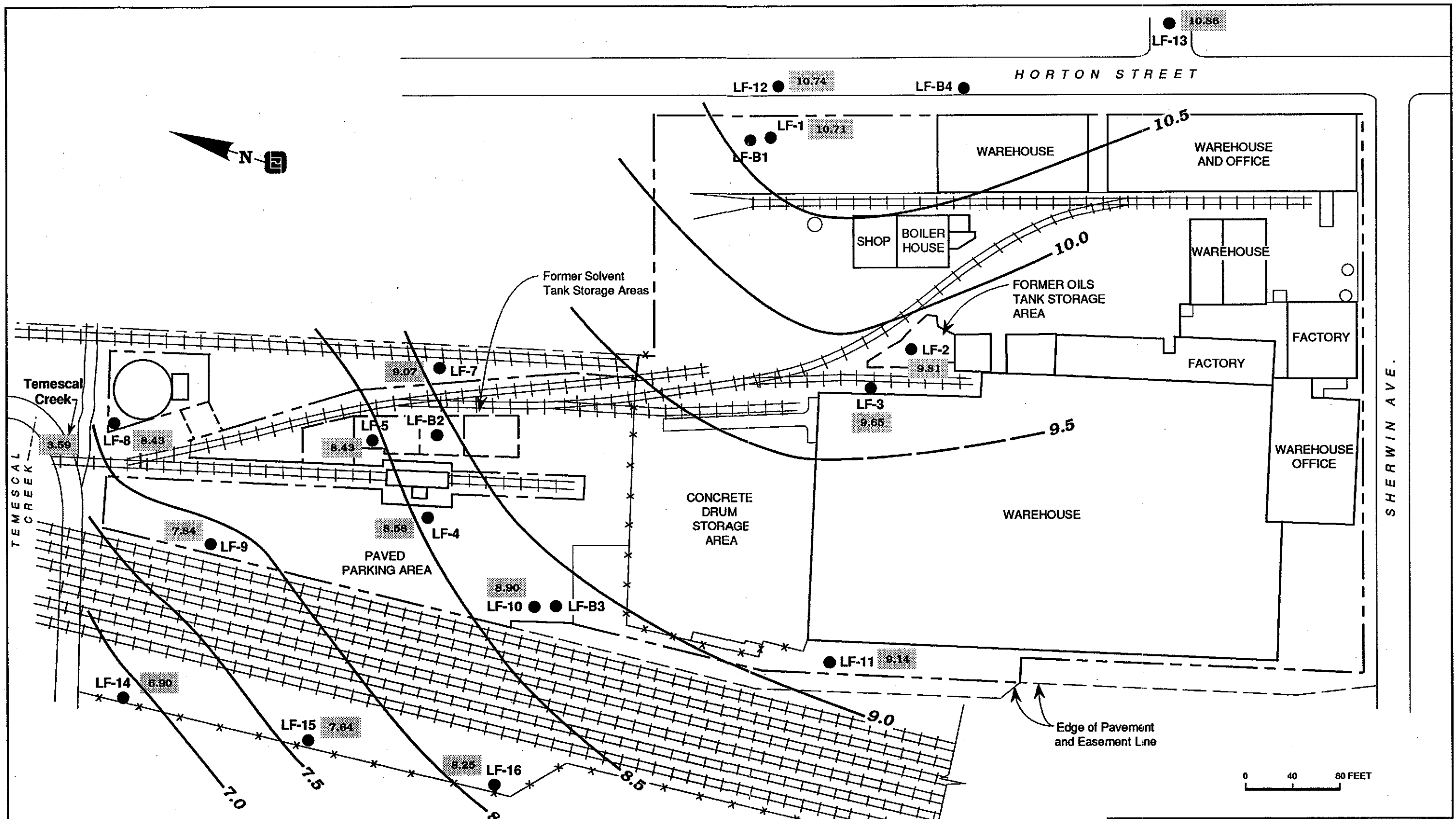
Figure 1: SITE LOCATION MAP



**EXPLANATION**

- Monitoring well location
- - - Property line
- ⊗ Monitoring well destroyed by sealing with grout

**Figure 2:**  
**SITE PLAN**



**EXPLANATION**

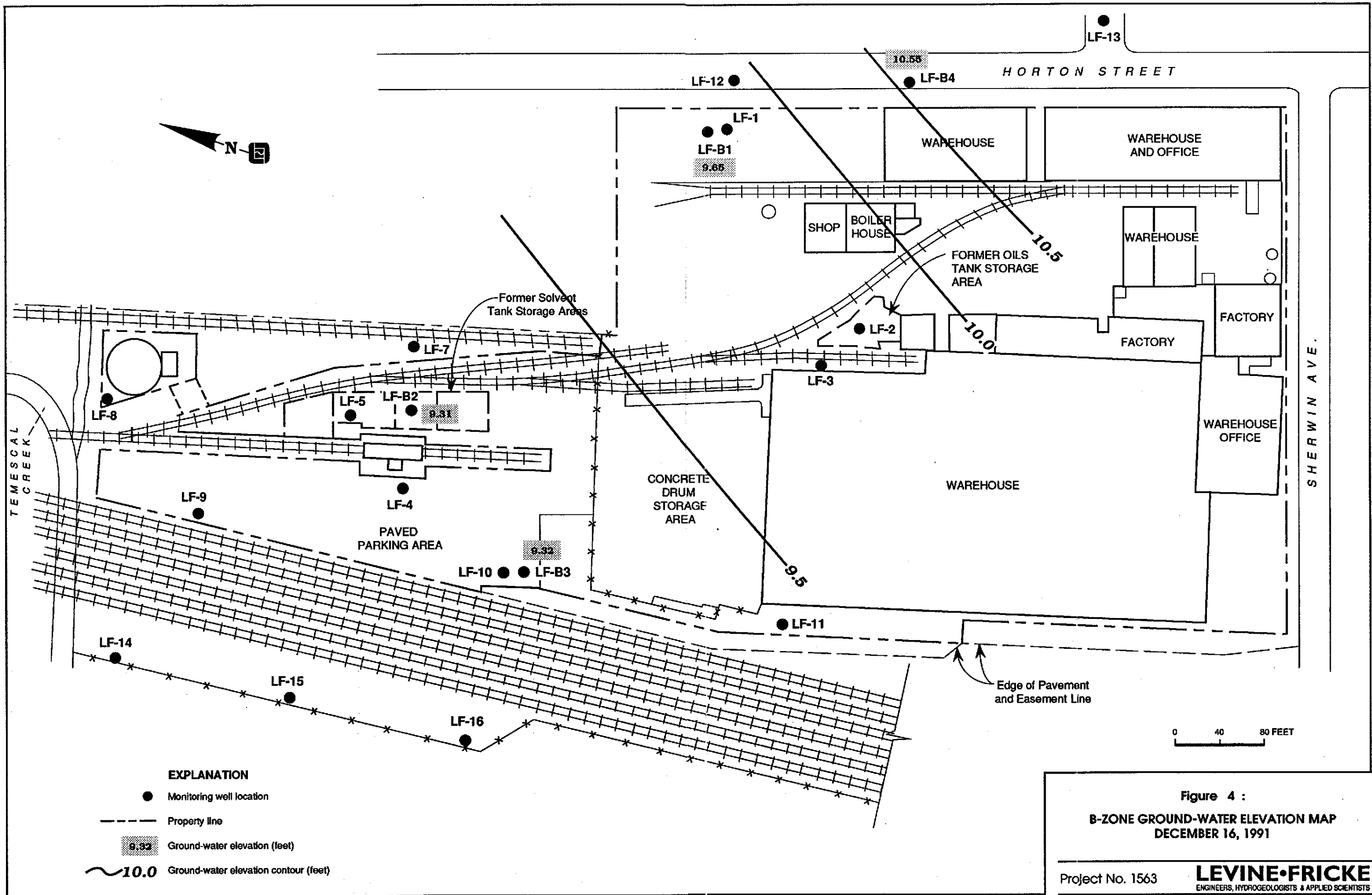
- Monitoring well location
- - - Property line
- 6.43 Ground-water elevation (feet)
- 8.0 Ground-water elevation contour (feet)

Figure 3 :  
**A-ZONE GROUND-WATER ELEVATION MAP**  
 DECEMBER 16, 1991

Project No. 1563

**LEVINE•FRICKE**  
 ENGINEERS, HYDROGEOLOGISTS & APPLIED SCIENTISTS

1563-03 020392DAT



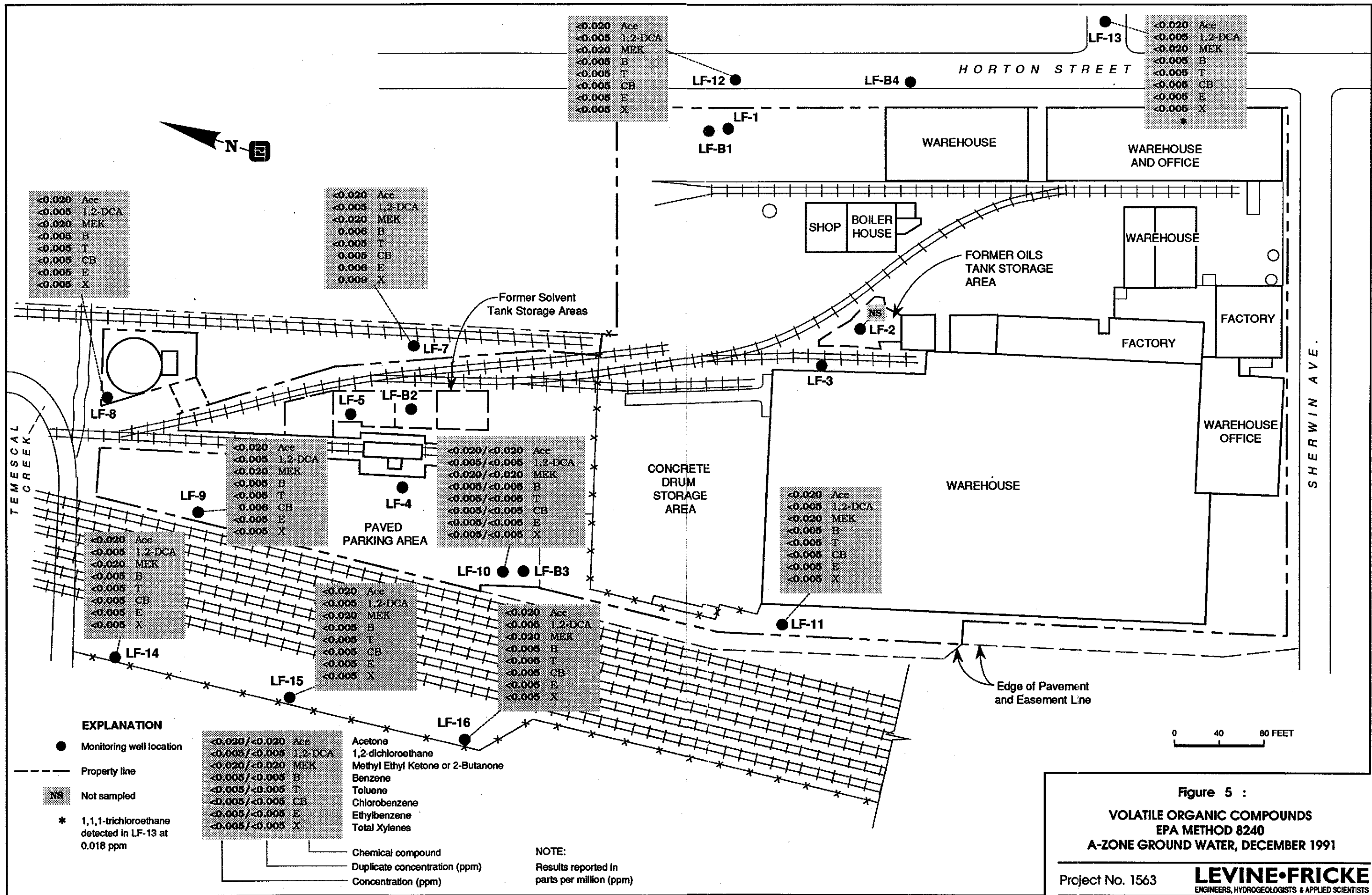
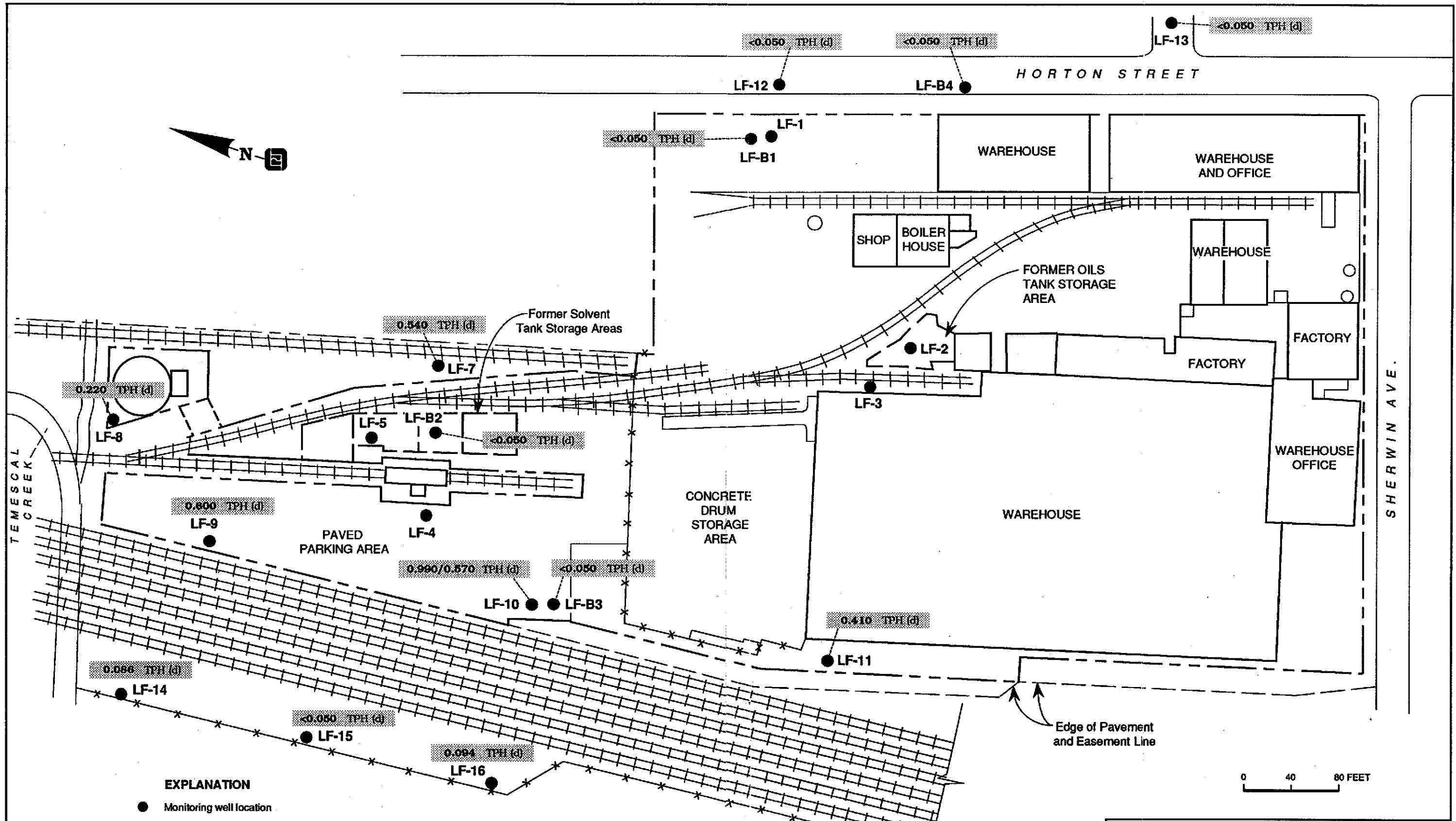


Figure 5 :  
VOLATILE ORGANIC COMPOUNDS  
EPA METHOD 8240  
A-ZONE GROUND WATER, DECEMBER 1991



**EXPLANATION**

● Monitoring well location

--- Property line

0.990/0.570 TPH (d) Total Petroleum Hydrocarbons as diesel

— Chemical compound

— Duplicate concentration (ppm)

— Concentration (ppm)

**NOTE:**

Results reported in parts per million (ppm)

**Figure 6 :**  
**TOTAL PETROLEUM HYDROCARBONS AS DIESEL**  
**A-ZONE AND B-ZONE GROUND WATER**  
**DECEMBER 1991**

Project No. 1563

**LEVINE•FRICKE**  
 ENGINEERS, HYDROGEOLOGISTS & APPLIED SCIENTISTS

1563-06 020392.DAT

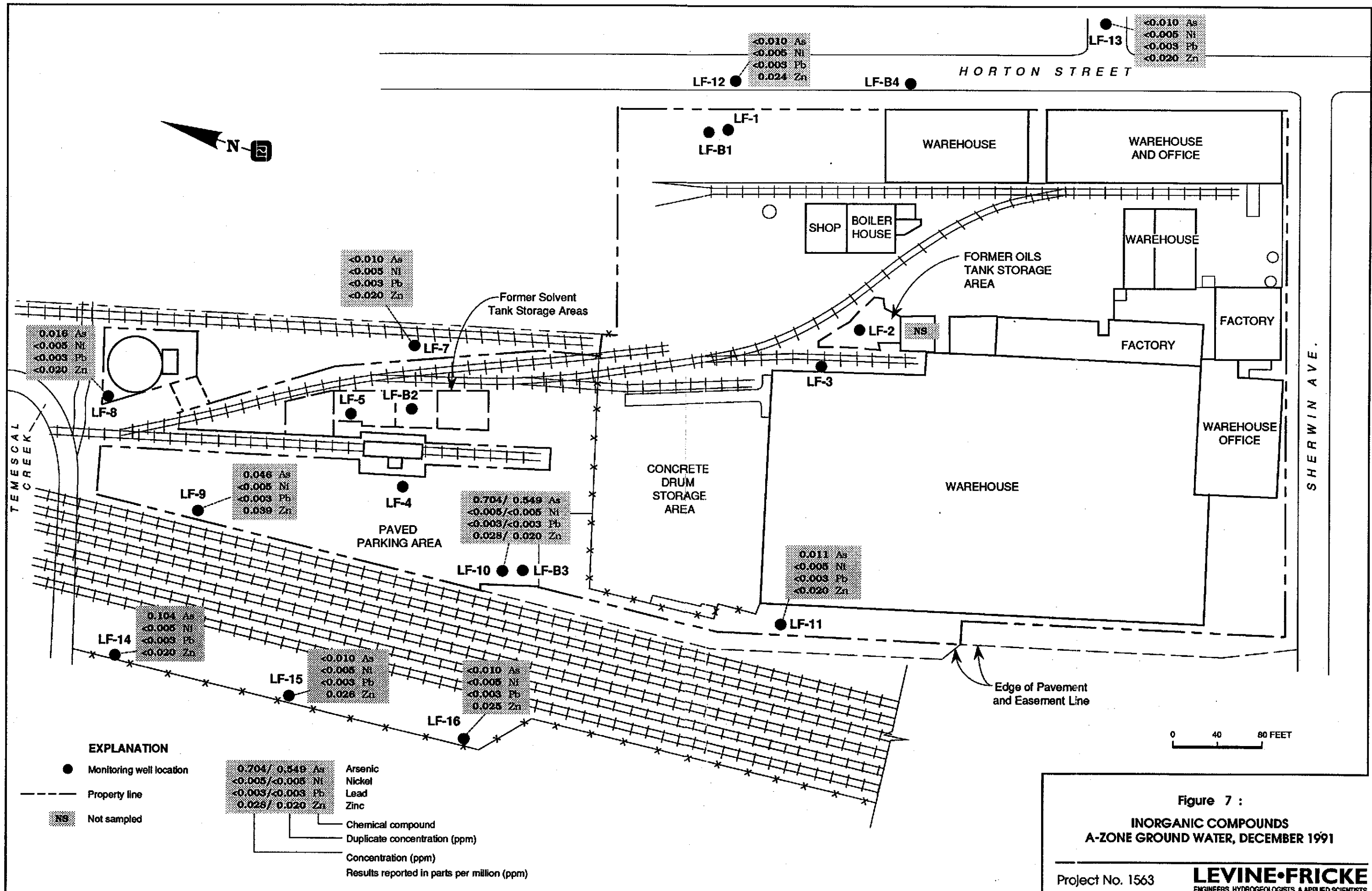
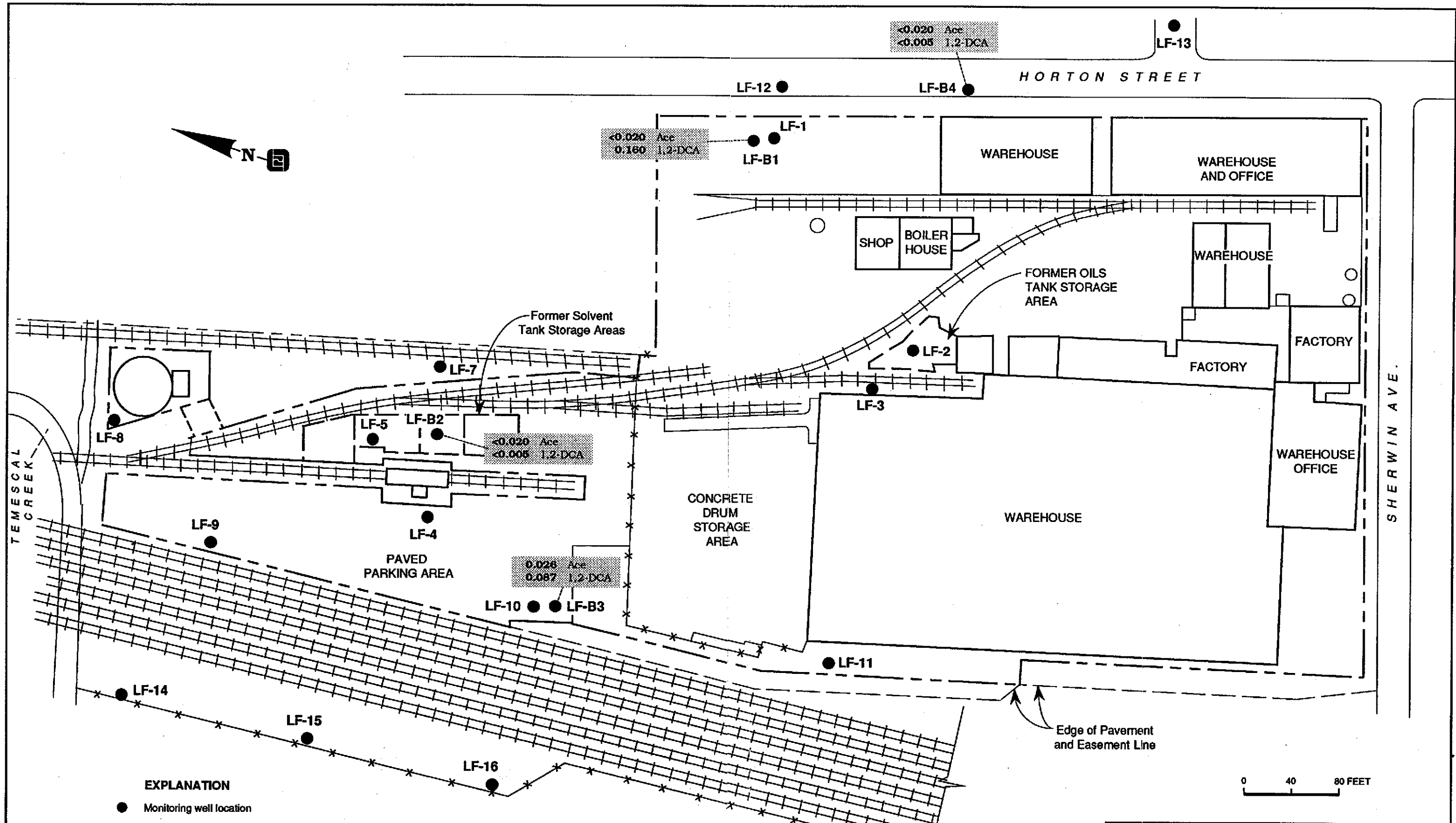


Figure 7 :  
 INORGANIC COMPOUNDS  
 A-ZONE GROUND WATER, DECEMBER 1991





**EXPLANATION**

- Monitoring well location
- - - Property line

0.028 Ace	Acetone
0.087 1,2-DCA	1,2-dichloroethane
	Chemical compound
	Concentration (ppm)

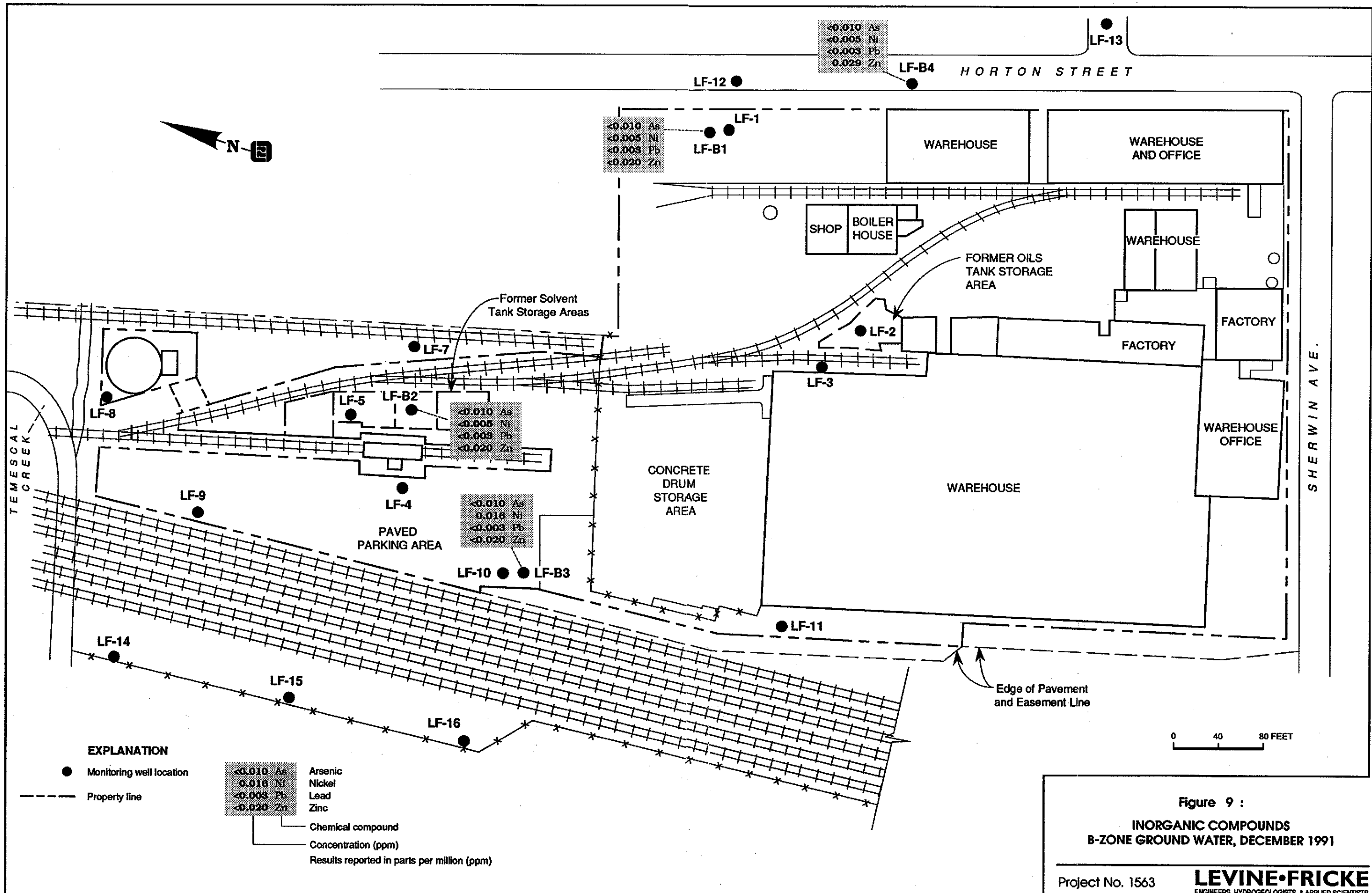
**NOTE:**  
Results reported in parts per million (ppm)

**Figure 8 :**  
**VOLATILE ORGANIC COMPOUNDS**  
**EPA METHOD 8240**  
**B-ZONE GROUND WATER, DECEMBER 1991**

Project No. 1563

**LEVINE•FRICKE**  
ENGINEERS, HYDROGEOLOGISTS & APPLIED SCIENTISTS

1563-08 020392DAT



**APPENDIX A**  
**GROUND-WATER SAMPLING FIELD DATA SHEETS**

# WATER-QUALITY SAMPLING INFORMATION

Project Name Sherrin Williams Project No. 1563.06

Date 12-16-91 Sample No. LF-12

Samplers Name KAG-TLL

Sampling Location LF-12

Sampling Method cent. pump / teflon bailer

Analyses Requested 8240, 8270, TPH(d), basin plon metals

Number and Types of Sample Bottles used 2 UoA, 4-1 liter amber, 2 plastic

Method of Shipment \_\_\_\_\_

17.01
7.09
9.02
.16
5412
9020
14432

<b>GROUND WATER</b>	<b>SURFACE WATER</b>
Well No. <u>LF-12</u>	Stream Width _____
Well Diameter (in.) <u>2 inch</u>	Stream Depth _____
Depth to Water, Static (ft) <u>7.09</u>	Stream Velocity _____
Water in Well Box <u>no</u>	Rained recently? _____
Well Depth (ft) <u>17.01</u>	Other _____
Height of Water Column in Well <u>9.02</u>	2-inch casing = 0.16 gal/ft
Water Volume in Well <u>≈ 1.5 gal</u>	4-inch casing = 0.65 gal/ft
	5-inch casing = 1.02 gal/ft
	6-inch casing = 1.47 gal/ft

LOCATION MAP

TIME	DEPTH TO WATER (feet)	VOLUME WITHDRAWN (gallons)	TEMP (deg. C)	pH (S.U.)	COND (mhos/cm)	OTHER		REMARKS
1124								pump on
1125		1.5	18.6	7.09	555			very turbid
1126		3.0	19.0	7.01	576			"
1127		4.5	19.3	6.96	579			" / pump off
1135								sampled LF-12
1146	10.07							

# WATER-QUALITY SAMPLING INFORMATION

Project Name Sherwin Williams Project No. 1563.02

Date 12/16/91 Sample No. LF-13

Samplers Name KAG, TLL

Sampling Location Emer,ville

Sampling Method Cent. Pump / Disposable Teflon Baler

Analyses Requested EPA 8240, 8270, TPH (diesel), Bacter. Plat. Metals

Number and Types of Sample Bottles used 2 vials, 4 brown bottles, 2 plastic bottles

Method of Shipment Carrier Pickup

17.07  
- 6.76  
10.31  
x .16  
16310  
1.6496

**GROUND WATER**

**SURFACE WATER**

Well No. LF-13 Stream Width \_\_\_\_\_

Well Diameter (in.) 2 Stream Depth \_\_\_\_\_

Depth to Water, Static (ft) 6.76 Stream Velocity \_\_\_\_\_

Water in Well Box ACME Rained recently? \_\_\_\_\_

Well Depth (ft) 17.07 Other \_\_\_\_\_

Height of Water Column in Well 10.31

Water Volume in Well 1.652 1.75 gal

- 2-inch casing = 0.16 gal/ft
- 4-inch casing = 0.65 gal/ft
- 5-inch casing = 1.02 gal/ft
- 6-inch casing = 1.47 gal/ft

LOCATION MAP

TIME	DEPTH TO WATER (feet)	VOLUME WITHDRAWN (gallons)	TEMP (deg. C)	pH (S.U.)	COND (umhos/cm)	OTHER		REMARKS
1154								pump on
1155		1.75	17.7	7.06	558			very turbid
1157		3.50	18.8	7.13	584			sl turbid-turbid
1158		5.25	19.8	7.20	595			clear sl turbid/pump off
1205								sampled LF-13
1212	7.83							

Suggested Method for Purging Well \_\_\_\_\_

# WATER-QUALITY SAMPLING INFORMATION

Project Name Sherwin Williams Project No. 1563.06  
 Date 12/16/91 Sample No. LF-81  
 Samplers Name KAC, TL  
 Sampling Location Energyville  
 Sampling Method Cast. Pump / Disposable Teflon Batcher  
 Analyses Requested EM 5240, 5270, TPH direct, Bism. Plan Metals  
 Number and Types of Sample Bottles used 2 vials, 4 amber bottles, 2 plastic bottles  
 Method of Shipment Carrier Pickup

54.40  
 - 10.32  
 -----  
 44.08  
 x .16  
 -----  
 26448  
 44080  
 -----  
 7.0528

GROUND WATER	SURFACE WATER
Well No. <u>LF-81</u>	Stream Width _____
Well Diameter (in.) <u>2</u>	Stream Depth _____
Depth to Water, Static (ft) <u>10.32</u>	Stream Velocity _____
Water in Well Box <u>yes</u>	Rained recently? _____
Well Depth (ft) <u>54.40</u>	Other _____
Height of Water Column in Well <u>44.08</u>	2-inch casing = 0.16 gal/ft
Water Volume in Well <u>= 7.0 gal</u>	4-inch casing = 0.65 gal/ft
	5-inch casing = 1.02 gal/ft
	6-inch casing = 1.47 gal/ft

LOCATION MAP

TIME	DEPTH TO WATER (feet)	VOLUME WITHDRAWN (gallons)	TEMP (deg. C)	pH (S.U.)	COND (mhos/cm)	OTHER		REMARKS
1327								pump on
1328		7.0	19.3	7.61	619			sl. turbid
1330		14.0	19.9	7.40	611			clear
1332		21.0	19.8	7.37	607			clear / pump off
1340								sample
1348	12.13							

Suggested Method for Purging Well \_\_\_\_\_

# WATER-QUALITY SAMPLING INFORMATION

Project Name Sherwin-Williams Project No. 1563.06

Date 12-06-91 Sample No. LF-B2

Samplers Name KAG-TLL

Sampling Location LF-B2

Sampling Method cent. pump / teflon bailer

Analyses Requested EPA 8240, 8270, TPH(d) Bessie Plan Method

Number and Types of Sample Bottles used 2 vials, 4 amber (1000), 2 plastic (1000)

Method of Shipment Carver Pickup

37.25  
 3.22  


---

 34.03  
 .16  


---

 20418  
 34030  


---

 54448

LOCATION MAP

**GROUND WATER**

**SURFACE WATER**

Well No. LF-B2

Stream Width \_\_\_\_\_

Well Diameter (in.) 2 inch

Stream Depth \_\_\_\_\_

Depth to Water. Static (ft) 3.22

Stream Velocity \_\_\_\_\_

Water in Well Box no

Rained recently? \_\_\_\_\_

Well Depth (ft) 37.25

Other \_\_\_\_\_

Height of Water Column in Well 34.03

2-inch casing = 0.16 gal/ft

4-inch casing = 0.65 gal/ft

Water Volume in Well ≈ 6 gal

5-inch casing = 1.02 gal/ft

6-inch casing = 1.47 gal/ft

TIME	DEPTH TO WATER (feet)	VOLUME WITHDRAWN (gallons)	TEMP (deg. C)	pH (S.U.)	COND (mhos/cm)	OTHER		REMARKS
1403		0.0						pump on
1404		6.0	18.0	7.27	758			clear-sl. turbid
1405		12.0	18.0	7.23	799			sl. turbid-turbid
1406		18.0	18.0	7.21	812			sl. turbid-clear/pump off
1415								sampled LF-B2
1421	3.38							

Suggested Method for Purging Well \_\_\_\_\_

# WATER-QUALITY SAMPLING INFORMATION

Project Name Sherwin-Williams Project No. 1563.06

Date 12-16-91 Sample No. LF-3B

Samplers Name KAG-TLL

Sampling Location LF-3B

Sampling Method cent. pump / tetlon bucket

Analyses Requested 8240, 8270, TPH(d), basin plan metals

Number and Types of Sample Bottles used 2 WA, 4-liter amber, 2 plastic

Method of Shipment \_\_\_\_\_

39.02
3.90
<u>35.12</u>
.16
<u>21072</u>
<u>35120</u>
<u>5.6192</u>

<b>GROUND WATER</b>	<b>SURFACE WATER</b>
Well No. <u>LF-3B</u>	Stream Width _____
Well Diameter (in.) <u>2 inch</u>	Stream Depth _____
Depth to Water, Static (ft) <u>3.90</u>	Stream Velocity _____
Water in Well Box <u>00</u>	Rained recently? _____
Well Depth (ft) <u>39.02</u>	Other _____
Height of Water Column in Well <u>35.12</u>	2-inch casing = 0.16 gal/ft
Water Volume in Well <u>≈ 6 gal</u>	4-inch casing = 0.65 gal/ft
	5-inch casing = 1.02 gal/ft
	6-inch casing = 1.47 gal/ft

LOCATION MAP

TIME	DEPTH TO WATER (feet)	VOLUME WITHDRAWN (gallons)	TEMP (deg. C)	pH (S.U.)	COND (mhos/cm)	OTHER		REMARKS
1434								pump on
1435		6.0	18.8	7.53	714			trouble
1436		12.0	18.9	7.37	673			clear
1437		18.0	18.8	7.35	664			clear (pump off)
1445								sampled LF-3B
1450	4.01							

Suggested Method for Purging Well \_\_\_\_\_



# WATER-QUALITY SAMPLING INFORMATION

Project Name Sherwin - Williams Project No. 1563.06  
 Date 12-17-91 Sample No. LF-B4  
 Samplers Name KAG - TLL  
 Sampling Location LF-B4  
 Sampling Method cent pump / teflon bailer  
 Analyses Requested PPA P240, TPH diesel  
 Number and Types of Sample Bottles used \_\_\_\_\_  
 Method of Shipment \_\_\_\_\_

44.92  
 - 6.83  
 38.09  
 x .16  
 -----  
 2285d  
 38090  
 -----  
 6.0944

<p><b>GROUND WATER</b></p> <p>Well No. <u>LF-B4</u></p> <p>Well Diameter (in.) <u>2</u></p> <p>Depth to Water, Static (ft) <u>6.83</u></p> <p>Water in Well Box <u>none</u></p> <p>Well Depth (ft) <u>44.92</u></p> <p>Height of Water Column in Well <u>38.09</u></p> <p>Water Volume in Well <u>≈ 6 gal</u></p>	<p><b>SURFACE WATER</b></p> <p>Stream Width _____</p> <p>Stream Depth _____</p> <p>Stream Velocity _____</p> <p>Rained recently? _____</p> <p>Other _____</p> <p>2-inch casing = 0.16 gal/ft</p> <p>4-inch casing = 0.65 gal/ft</p> <p>5-inch casing = 1.02 gal/ft</p> <p>6-inch casing = 1.47 gal/ft</p>
---	---

LOCATION MAP

TIME	DEPTH TO WATER (feet)	VOLUME WITHDRAWN (gallons)	TEMP (deg. C)	pH (S.U.)	COND (mhos/cm)	OTHER		REMARKS
925								pump on
926		6.0	17.9	6.91	664			sl turbid
927		12.0	18.2	6.92	670			clear - sl turbid
928		18.0	18.3	6.95	672			clear
935								sampled LF-B4
940	6.91	4.8						

Suggested Method for Purging Well \_\_\_\_\_

# WATER-QUALITY SAMPLING INFORMATION

Project Name Sherwin Williams Project No. 1563.06

Date 12/17/81 Sample No. LF-15

Samplers Name KAG, TLL

Sampling Location Emoryville

Sampling Method Cent Pump / Disposable Teflon Bailer

Analyses Requested EPA 8240, TPH diesel, Basin Plan Metals

Number and Types of Sample Bottles used 2 vials, 2 sub-liters, 2 plastic liters

Method of Shipment Carry Pickup

18.61

- 5.00

---

13.61

x .16

---

8166

13610

---

2.1776

**GROUND WATER**

**SURFACE WATER**

Well No. LF-15

Stream Width \_\_\_\_\_

Well Diameter (in.) 2

Stream Depth \_\_\_\_\_

Depth to Water, Static (ft) 5.00

Stream Velocity \_\_\_\_\_

Water in Well Box yes

Rained recently? \_\_\_\_\_

Well Depth (ft) 18.61

Other \_\_\_\_\_

Height of Water Column in Well 13.61

2-inch casing = 0.16 gal/ft

4-inch casing = 0.65 gal/ft

5-inch casing = 1.02 gal/ft

6-inch casing = 1.47 gal/ft

Water Volume in Well ≈ 2.5 gal

LOCATION MAP

TIME	DEPTH TO WATER (feet)	VOLUME WITHDRAWN (gallons)	TEMP (deg. C)	pH (S.U.)	COND (umhos/cm)	OTHER		REMARKS
957								
958		2.5	17.5	6.84	592			pump on turbid
959		5.0	17.6	6.79	604			"
1000		10.0	18.0	6.75	609			mod turbid (pump off)
1010								sample
1012	5.08							

Suggested Method for Purging Well \_\_\_\_\_

# WATER-QUALITY SAMPLING INFORMATION

Project Name Shoreline Willows

Project No. 1563.06

Date 12/17/91

Sample No. LF-14

Samplers Name KAG, TLL

Sampling Location Emeryville

Sampling Method Cent Pump, Disposable Teflon Barber

Analyses Requested EPA 8290, TPH (diesel), basin plan metals

Number and Types of Sample Bottles used 2 vials, 2 amber L, 2 plastic L

Method of Shipment Carver Pick-up

18.34  
- 5.92  
-----  
12.42  
x .16  
-----  
7452  
12420  
-----  
19872

**GROUND WATER**

**SURFACE WATER**

Well No. LF-14

Stream Width \_\_\_\_\_

Well Diameter (in.) 2

Stream Depth \_\_\_\_\_

Depth to Water, Static (ft) 5.92

Stream Velocity \_\_\_\_\_

Water in Well Box None

Rained recently? \_\_\_\_\_

Well Depth (ft) 18.34

Other \_\_\_\_\_

Height of Water Column in Well 12.42

- 2-inch casing = 0.16 gal/ft
- 4-inch casing = 0.65 gal/ft
- 5-inch casing = 1.02 gal/ft
- 6-inch casing = 1.47 gal/ft

Water Volume in Well 220 gal

LOCATION MAP

TIME	DEPTH TO WATER (feet)	VOLUME WITHDRAWN (gallons)	TEMP (deg. C)	pH (S.U.)	COND (umhos/cm)	OTHER		REMARKS
1021								
1022		2.0	17.7	6.86	644			pump on v. turbid
1023		4.0	17.9	6.84	658			v. turbid
1024		6.0	17.9	6.81	714			turbid/pump off
1030								sampled LF-14
1035	6.00							

Suggested Method for Purging Well \_\_\_\_\_

# WATER-QUALITY SAMPLING INFORMATION

Project Name Sherwin Williams Project No. 1563.06  
 Date 12/17/91 Sample No. ~~LF-16~~ LF-16

Samplers Name KAG, TLL  
 Sampling Location Emoryville  
 Sampling Method Cont. Pump, Disposable Teflon Beaker  
 Analyses Requested EPA 8240, TPH diesel Basin Plus Metals  
 Number and Types of Sample Bottles used 2 vials, 2 amber L, 2 plastic L  
 Method of Shipment Carrier Pickup

LF-60  
 4.70  


---

  
 13.90  
 x .16  


---

  
 8340  
 13900  


---

  
 2.2240

GROUND WATER	SURFACE WATER
Well No. <u>LF-<del>16</del> 16</u>	Stream Width <u>/</u>
Well Diameter (in.) <u>2</u>	Stream Depth <u>/</u>
Depth to Water, Static (ft) <u>4.70</u>	Stream Velocity <u>/</u>
Water in Well Box <u>None</u>	Rained recently? <u>/</u>
Well Depth (ft) <u>17.60</u>	Other <u>/</u>
Height of Water Column in Well <u>13.90</u>	2-inch casing = <u>0.16 gal/ft</u>
Water Volume in Well <u>≈ 2.5 gal</u>	4-inch casing = 0.65 gal/ft
	5-inch casing = 1.02 gal/ft
	6-inch casing = 1.47 gal/ft

LOCATION MAP

TIME	DEPTH TO WATER (feet)	VOLUME WITHDRAWN (gallons)	TEMP (deg C)	pH (S.U.)	COND (umhos/cm)	OTHER		REMARKS
1046								Pump on
1047		2.5	17.7	6.93	639			sl. turbid
1048		5.0	17.6	6.87	634			sl. turbid
1049		7.5	17.6	6.85	638			sl. turbid-clear/pump off
1100								sampled LF-16
1105	4.76							

Suggested Method for Purging Well \_\_\_\_\_

LEVINE-FRICKE

# WATER-QUALITY SAMPLING INFORMATION

Project Name Sherwin-Williams Project No. 1563.06

Date 12-17-91 Sample No. LF-7

Samplers Name KAG-TLL

Sampling Location LF-7

Sampling Method cent. pump / teflon bailer

Analyses Requested 8240, ~~TTHC~~ d, basin plan metals

Number and Types of Sample Bottles used 2 UOA, 2 1-liter amber, 2 plastic

Method of Shipment \_\_\_\_\_

**GROUND WATER**

**SURFACE WATER**

Well No. LF-7

Well Diameter (in.) 2 inch

Depth to Water, Static (ft) 4.85

Water in Well Box ND

Well Depth (ft) 16.99

Height of Water Column in Well 12.14

Water Volume in Well 2 gal

Stream Width \_\_\_\_\_

Stream Depth \_\_\_\_\_

Stream Velocity \_\_\_\_\_

Rained recently? \_\_\_\_\_

Other \_\_\_\_\_

2-inch casing = 0.16 gal/ft

4-inch casing = 0.65 gal/ft

5-inch casing = 1.02 gal/ft

6-inch casing = 1.47 gal/ft

16.99  
4.85  

---

12.14  
          .16  

---

7 2 8 4  
1 2 1 4 0  

---

1 9 4 2 4

LOCATION MAP

TIME	DEPTH TO WATER (feet)	VOLUME WITHDRAWN (gallons)	TEMP (deg. C)	pH (S.U.)	COND (umhos/cm)	OTHER		REMARKS
1113								pump on
1114		2	20.6	6.18	2690			turbid
1115		4	20.5	6.21	1770			"
1116		6	20.2	6.22	1480			" (pump off)
1125								sample
1131	4.93							

Suggested Method for Purging Well \_\_\_\_\_

# WATER-QUALITY SAMPLING INFORMATION

Project Name Sherwin-Williams Project No. 1563.06  
 Date 12-17-91 Sample No. LF-11  
 Samplers Name KAG-TLL  
 Sampling Location LF-11  
 Sampling Method cent. pump / teflon bucket  
 Analyses Requested P240  
 Number and Types of Sample Bottles used 2 UOA  
 Method of Shipment \_\_\_\_\_

<sup>4 to</sup>  
 15.44  
 3.78  
 11.36  
 .16  
 ---  
 6816  
 11360  
 ---  
 18176

<p><b>GROUND WATER</b></p> Well No. <u>LF-11</u> Well Diameter (in.) <u>2 inch</u> Depth to Water, Static (ft) <u>3.78</u> Water in Well Box <u>NO</u> Well Depth (ft) <u>15.14</u> Height of Water Column in Well <u>11.36</u> Water Volume in Well <u>≈ 2 gal</u>	<p><b>SURFACE WATER</b></p> Stream Width _____ Stream Depth _____ Stream Velocity _____ Rained recently? _____ Other _____ 2-inch casing = 0.16 gal/ft 4-inch casing = 0.65 gal/ft 5-inch casing = 1.02 gal/ft 6-inch casing = 1.47 gal/ft
---	--

LOCATION MAP

TIME	DEPTH TO WATER (feet)	VOLUME WITHDRAWN (gallons)	TEMP (deg. C)	pH (S.U.)	COND (mhos/cm)	OTHER		REMARKS
1322								pump on
1323		2	18.6	6.89	1310			turbid
1324		4	18.6	6.80	1265			"
1325		6	18.6	6.78	1349			mod. turbid (pump off)
1330								Sample
1335	3.80							

Suggested Method for Purging Well \_\_\_\_\_

# WATER-QUALITY SAMPLING INFORMATION

Project Name Sherwin-Williams Project No. 1563.06

Date 12-17-91 Sample No. LF-8

Samplers Name KAG-TLL

Sampling Location LF-8

Sampling Method cont. pump / teflon bailer

Analyses Requested 8240, TPH (d), basin plan metals

Number and Types of Sample Bottles used 2 VOA, 2-1-liter amber

Method of Shipment \_\_\_\_\_

Handwritten calculations in a box:

```

    16.95
    7.14
    ---
    9.81
    .16
    ---
    9.96
    5.88
    9.81
    ---
    15.696
  
```

2 plastic

Handwritten calculations on the right:

```

    9.81
    .8
    ---
    10.61
    16.95
    7.85
    ---
    24.80
    16.95
    7.85
    ---
    9.10
  
```

**GROUND WATER**

**SURFACE WATER**

Well No. LF-8 Stream Width \_\_\_\_\_

Well Diameter (in.) 2 inch Stream Depth \_\_\_\_\_

Depth to Water, Static (ft) 7.14 Stream Velocity \_\_\_\_\_

Water in Well Box no Rained recently? \_\_\_\_\_

Well Depth (ft) 16.95 Other \_\_\_\_\_

Height of Water Column in Well 9.81

Water Volume in Well ≈ 1.6 gal

- 2-inch casing = 0.16 gal/ft
- 4-inch casing = 0.65 gal/ft
- 5-inch casing = 1.02 gal/ft
- 6-inch casing = 1.47 gal/ft

LOCATION MAP

TIME	DEPTH TO WATER (feet)	VOLUME WITHDRAWN (gallons)	TEMP (deg. C)	pH (S.U.)	COND (umhos/cm)	OTHER		REMARKS
1308	11.6	1.6	15.0	7.15	842			pump on turbid (pump off dry)
1415		2.6						pump on
1416		3.6	16.3	7.26	1162			turbid, pump off (dry)
								sample
1501	7.55							
1505								sample
1514	10.75							

Suggested Method for Purging Well \_\_\_\_\_

# WATER-QUALITY SAMPLING INFORMATION

Project Name Sherwin - Williams Project No. 1563.06

Date 12-12-91 Sample No. LF-9

Samplers Name KAG-TLL LF-9-BR

Sampling Location LF-9

Sampling Method cont. pump / 4 ft. bailer

Analyses Requested 8240, TPH(D), basin plan metals

Number and Types of Sample Bottles used 4 UOA, 2 amber, 2 plastic

Method of Shipment \_\_\_\_\_

15.11  
 5.46  
 9.65  
 .16  
 5790  
 9650  
 15440

**GROUND WATER**

**SURFACE WATER**

Well No. \_\_\_\_\_ Stream Width \_\_\_\_\_

Well Diameter (in.) \_\_\_\_\_ Stream Depth \_\_\_\_\_

Depth to Water, Static (ft) 5.46 Stream Velocity \_\_\_\_\_

Water in Well Box \_\_\_\_\_ Rained recently? \_\_\_\_\_

Well Depth (ft) 15.11 Other \_\_\_\_\_

Height of Water Column in Well 9.65 2-inch casing = 0.16 gal/ft

Water Volume in Well 21.5 gal 4-inch casing = 0.65 gal/ft

5-inch casing = 1.02 gal/ft

6-inch casing = 1.47 gal/ft

LOCATION MAP

TIME	DEPTH TO WATER (feet)	VOLUME WITHDRAWN (gallons)	TEMP (deg. C)	pH (S.U.)	COND (umhos/cm)	OTHER		REMARKS
905								pump on
906		1.5	17.8	7.10	1255			turbid
907		3.0	19.4	7.13	1349			"
908		4.5	19.2	7.05	1376			" pump off
915								bailer rinsate
920								sample
928	5.97							

Suggested Method for Purging Well \_\_\_\_\_



# WATER-QUALITY SAMPLING INFORMATION

Project Name Shervin Williams

Project No. 1563.06

Date 12-18-91

Sample No. LF-10

Samplers Name KAB-TLL

LF-10 - dup

Sampling Location LF-10

Sampling Method cent. pump

Analyses Requested 8240, TPH(O), basin plan metals

Number and Types of Sample Bottles used 4 Vol, 4 ambers, 4 plastic

Method of Shipment \_\_\_\_\_

15.28
4.25
<hr/>
11.03
.16
<hr/>
6618
1,030
<hr/>
1,7648

**GROUND WATER**

**SURFACE WATER**

Well No. LF-0

Stream Width \_\_\_\_\_

Well Diameter (in.) 2 inch

Stream Depth \_\_\_\_\_

Depth to Water, Static (ft) 4.25

Stream Velocity \_\_\_\_\_

Water in Well Box \_\_\_\_\_

Rained recently? \_\_\_\_\_

Well Depth (ft) 15.28

Other \_\_\_\_\_

Height of Water Column in Well 11.03

2-inch casing = 0.16 gal/ft

4-inch casing = 0.65 gal/ft

Water Volume in Well ≈ 2 gal

5-inch casing = 1.02 gal/ft

6-inch casing = 1.47 gal/ft

LOCATION MAP

TIME	DEPTH TO WATER (feet)	VOLUME WITHDRAWN (gallons)	TEMP (deg. C)	pH (S.U.)	COND (mhos/cm)	OTHER		REMARKS
939								<u>pump on</u>
940		2	19.6	7.08	1664			<u>turbid</u>
941		4	14.6	7.03	1757			<u>"</u>
942		6	19.8	7.01	1800			<u>" (pump off)</u>
<del>943</del>								
950								<u>sample</u>
955								<u>duplicate</u>
1005	4.26							

Suggested Method for Purging Well \_\_\_\_\_

**APPENDIX B**  
**LABORATORY CERTIFICATES**

**ANAMETRIX INC**

Environmental & Analytical Chemistry  
 1961 Concourse Drive, Suite E, San Jose, CA 95131  
 (408) 432-8192 • Fax (408) 432-8198

**REPORT**

MR. JOHN DEREAMER  
 LEVINE-FRICKE  
 1900 POWELL STREET 12TH FLOOR  
 EMERYVILLE, CA 94608

Workorder # : 9112189  
 Date Received : 12/18/91  
 Project ID : 1563.06  
 Purchase Order: N/A

The following samples were received at Anamatrix, Inc. for analysis :

ANAMETRIX ID	CLIENT SAMPLE ID
9112189- 1	FIELD BLANK
9112189- 2	LF-9
9112189- 3	LF-9-BR
9112189- 4	LF-10
9112189- 5	LF-10-DUP


This report consists of 19 pages not including the cover letter, and is organized in sections according to the specific Anamatrix laboratory group or section which performed the analysis(es) and generated the data. The Report Summary that precedes each section will help you determine which Anamatrix group is responsible for those test results, and will bear the signatures of the department supervisor and the chemist who have reviewed the analytical data. Please refer all questions to the department supervisor who signed the form.

Anamatrix is certified by the California Department of Health Services (DHS) to perform environmental testing under Certificate Number 1234. A detailed list of the approved fields of testing can be obtained by calling our office, or the DHS Environmental Laboratory Accreditation Program at (415)540-2800.

If you have any further questions or comments on this report, please give us a call as soon as possible. Thank you for using Anamatrix.

Sarah Schoen, Ph.D.  
 Laboratory Manager

12-31-91  
 Date



# ANAMETRIX REPORT DESCRIPTION

## GCMS

### Organic Analysis Data Sheets (OADS)

OADS forms contain tabulated results for target compounds. The OADS are grouped by method and, within each method, organized sequentially in order of increasing Anamatrix ID number.

### Tentatively Identified Compounds (TICs)

TIC forms contain tabulated results for non-target compounds detected in GC/MS analyses. TICs must be requested at the time samples are submitted at Anamatrix. TIC forms immediately follow the OADS form for each sample. If TICs are requested but not found, then TIC forms will not be included with the report.

### Surrogate Recovery Summary (SRS)

SRS forms contain quality assurance data. An SRS form will be printed for each method, if the method requires surrogate compounds. They will list surrogate percent recoveries for all samples and any method blanks. Any surrogate recovery outside the established limits will be flagged with an "\*", and the total number of surrogates outside the limits will be listed in the column labelled "Total Out".

### Matrix Spike Recovery Form (MSR)

MSR forms contain quality assurance data. They summarize percent recovery and relative percent difference information for matrix spikes and matrix spike duplicates. This information is a statement of both accuracy and precision. Any percent recovery or relative percent difference outside established limits will be flagged with an "\*", and the total number outside the limits will be listed at the bottom of the page. Not all reports will contain an MSR form.

### Qualifiers

Anamatrix uses several data qualifiers (Q) in its report forms. These qualifiers give additional information on the compounds reported. They should help a data reviewer to verify the integrity of the analytical results. The following is a list of qualifiers and their meanings:

- U - Indicates that the compound was analyzed for, but was not detected at or above the specified reporting limit.
- B - Indicates that the compound was detected in the associated method blank.
- J - Indicates that the compound was detected at an amount below the specified reporting limit. Consequently, the amount should be considered an approximate value. Tentatively identified compounds will always have a "J" qualifier because they are not included in the instrument calibration.
- E - Indicates that the amount reported exceeded the linear range of the instrument calibration.
- D - Indicates that the compound was detected in an analysis performed at a secondary dilution.
- A - Indicates that the tentatively identified compound is a suspected aldo) condensation product. This is common in EPA Method 8270 soil analyses.

Absence of a qualifier indicates that the compound was detected at a concentration at or above the specified reporting limit.

### REPORTING CONVENTIONS

- ◆ Due to a size limitation in our data processing step, only the first eight (8) characters of your project ID and sample ID will be printed on the report forms. However, the report cover letter and report summary pages display up to twenty (20) characters of your project and sample IDs.
- ◆ Amounts reported are gross values, i.e., not corrected for method blank contamination.

REPORT SUMMARY  
ANAMETRIX, INC. (408)432-8192

MR. JOHN DEREAMER  
LEVINE-FRICKE  
1900 POWELL STREET 12TH FLOOR  
EMERYVILLE, CA 94608

Workorder # : 9112189  
Date Received : 12/18/91  
Project ID : 1563.06  
Purchase Order: N/A  
Department : GCMS  
Sub-Department: GCMS

SAMPLE INFORMATION:

ANAMETRIX SAMPLE ID	CLIENT SAMPLE ID	MATRIX	DATE SAMPLED	METHOD
9112189- 2	LF-9	WATER	12/18/91	8240
9112189- 3	LF-9-BR	WATER	12/18/91	8240
9112189- 4	LF-10	WATER	12/18/91	8240
9112189- 5	LF-10-DUP	WATER	12/18/91	8240

REPORT SUMMARY  
ANAMETRIX, INC. (408)432-8192

MR. JOHN DEREAMER  
LEVINE-FRICKE  
1900 POWELL STREET 12TH FLOOR  
EMERYVILLE, CA 94608

Workorder # : 9112189  
Date Received : 12/18/91  
Project ID : 1563.06  
Purchase Order: N/A  
Department : GCMS  
Sub-Department: GCMS

QA/QC SUMMARY :

- No QA/QC problems.

*Diana M. ...*      12-31-91  
Department Supervisor      Date

*Michelle ...*      12-31-91  
Chemist      Date

ORGANIC ANALYSIS DATA SHEET -- EPA METHOD 624/8240  
 ANAMETRIX, INC. (408)432-8192

Project ID : 1563.06  
 Sample ID : LF-9  
 Matrix : WATER  
 Date Sampled : 12/18/91  
 Date Analyzed : 12/23/91  
 Instrument ID : MSD1

Anamatrix ID : 9112189-02  
 Analyst : DP  
 Supervisor : UM  
 Dilution Factor : 1.00  
 Conc. Units : ug/L

CAS No.	COMPOUND NAME	REPORTING LIMIT	AMOUNT DETECTED	Q
74-87-3	Chloromethane	10.	ND	U
75-01-4	Vinyl chloride	10.	ND	U
74-83-9	Bromomethane	10.	ND	U
75-00-3	Chloroethane	10.	ND	U
75-69-4	Trichlorofluoromethane	5.	ND	U
75-35-4	1,1-Dichloroethene	5.	ND	U
76-13-1	Trichlorotrifluoroethane	5.	ND	U
67-64-1	Acetone	20.	ND	U
75-15-0	Carbon disulfide	5.	ND	U
75-09-2	Methylene chloride	5.	ND	U
156-60-5	Trans-1,2-dichloroethene	5.	ND	U
75-34-3	1,1-Dichloroethane	5.	ND	U
156-59-2	Cis-1,2-dichloroethene	5.	ND	U
78-93-3	2-Butanone	20.	ND	U
67-66-3	Chloroform	5.	ND	U
71-55-6	1,1,1-Trichloroethane	5.	ND	U
56-23-5	Carbon tetrachloride	5.	ND	U
108-05-4	Vinyl acetate	10.	ND	U
71-43-2	Benzene	5.	ND	U
107-06-2	1,2-Dichloroethane	5.	ND	U
79-01-6	Trichloroethene	5.	ND	U
78-87-5	1,2-Dichloropropane	5.	ND	U
75-27-4	Bromodichloromethane	5.	ND	U
110-75-8	2-Chloroethylvinyl ether	5.	ND	U
10061-01-5	Cis-1,3-dichloropropene	5.	ND	U
108-10-1	4-Methyl-2-pentanone	10.	ND	U
108-88-3	Toluene	5.	ND	U
10061-02-6	Trans-1,3-dichloropropene	5.	ND	U
79-00-5	1,1,2-Trichloroethane	5.	ND	U
127-18-4	Tetrachloroethene	5.	ND	U
591-78-6	2-Hexanone	10.	ND	U
124-48-1	Dibromochloromethane	5.	ND	U
108-90-7	Chlorobenzene	5.	ND	U
100-41-4	Ethylbenzene	5.	9.	U
1330-20-7	Xylene (Total)	5.	ND	U
100-42-5	Styrene	5.	ND	U
75-25-2	Bromoform	5.	ND	U
79-34-5	1,1,2,2-Tetrachloroethane	5.	ND	U
541-73-1	1,3-Dichlorobenzene	5.	ND	U
106-46-7	1,4-Dichlorobenzene	5.	ND	U
95-50-1	1,2-Dichlorobenzene	5.	ND	U

ORGANIC ANALYSIS DATA SHEET -- EPA METHOD 624/8240  
 ANAMETRIX, INC. (408)432-8192

Project ID : 1563.06  
 Sample ID : LF-9-BR  
 Matrix : WATER  
 Date Sampled : 12/18/91  
 Date Analyzed : 12/23/91  
 Instrument ID : MSD1

Anamatrix ID : 9112189-03  
 Analyst : DP  
 Supervisor : M  
 Dilution Factor : 1.00  
 Conc. Units : ug/L

CAS No.	COMPOUND NAME	REPORTING LIMIT	AMOUNT DETECTED	Q
74-87-3	Chloromethane	10.	ND	U
75-01-4	Vinyl chloride	10.	ND	U
74-83-9	Bromomethane	10.	ND	U
75-00-3	Chloroethane	10.	ND	U
75-69-4	Trichlorofluoromethane	5.	ND	U
75-35-4	1,1-Dichloroethene	5.	ND	U
76-13-1	Trichlorotrifluoroethane	5.	ND	U
67-64-1	Acetone	20.	ND	U
75-15-0	Carbon disulfide	5.	ND	U
75-09-2	Methylene chloride	5.	ND	U
156-60-5	Trans-1,2-dichloroethene	5.	ND	U
75-34-3	1,1-Dichloroethane	5.	ND	U
156-59-2	Cis-1,2-dichloroethene	5.	ND	U
78-93-3	2-Butanone	20.	ND	U
67-66-3	Chloroform	5.	ND	U
71-55-6	1,1,1-Trichloroethane	5.	ND	U
56-23-5	Carbon tetrachloride	5.	ND	U
108-05-4	Vinyl acetate	10.	ND	U
71-43-2	Benzene	5.	ND	U
107-06-2	1,2-Dichloroethane	5.	ND	U
79-01-6	Trichloroethene	5.	ND	U
78-87-5	1,2-Dichloropropane	5.	ND	U
75-27-4	Bromodichloromethane	5.	ND	U
110-75-8	2-Chloroethylvinyl ether	5.	ND	U
10061-01-5	Cis-1,3-dichloropropene	5.	ND	U
108-10-1	4-Methyl-2-pentanone	10.	ND	U
108-88-3	Toluene	5.	ND	U
10061-02-6	Trans-1,3-dichloropropene	5.	ND	U
79-00-5	1,1,2-Trichloroethane	5.	ND	U
127-18-4	Tetrachloroethene	5.	ND	U
591-78-6	2-Hexanone	10.	ND	U
124-48-1	Dibromochloromethane	5.	ND	U
108-90-7	Chlorobenzene	5.	ND	U
100-41-4	Ethylbenzene	5.	ND	U
1330-20-7	Xylene (Total)	5.	ND	U
100-42-5	Styrene	5.	ND	U
75-25-2	Bromoform	5.	ND	U
79-34-5	1,1,2,2-Tetrachloroethane	5.	ND	U
541-73-1	1,3-Dichlorobenzene	5.	ND	U
106-46-7	1,4-Dichlorobenzene	5.	ND	U
95-50-1	1,2-Dichlorobenzene	5.	ND	U



ORGANIC ANALYSIS DATA SHEET -- EPA METHOD 624/8240  
 ANAMETRIX, INC. (408)432-8192

Project ID : 1563.06  
 Sample ID : LF-10  
 Matrix : WATER  
 Date Sampled : 12/18/91  
 Date Analyzed : 12/23/91  
 Instrument ID : MSD1

Anamatrix ID : 9112189-04  
 Analyst : *SR*  
 Supervisor : *W*  
 Dilution Factor : 1.00  
 Conc. Units : ug/L

CAS No.	COMPOUND NAME	REPORTING LIMIT	AMOUNT DETECTED	Q
74-87-3	Chloromethane	10.	ND	U
75-01-4	Vinyl chloride	10.	ND	U
74-83-9	Bromomethane	10.	ND	U
75-00-3	Chloroethane	10.	ND	U
75-69-4	Trichlorofluoromethane	5.	ND	U
75-35-4	1,1-Dichloroethene	5.	ND	U
76-13-1	Trichlorotrifluoroethane	5.	ND	U
67-64-1	Acetone	20.	ND	U
75-15-0	Carbon disulfide	5.	ND	U
75-09-2	Methylene chloride	5.	ND	U
156-60-5	Trans-1,2-dichloroethene	5.	ND	U
75-34-3	1,1-Dichloroethane	5.	ND	U
156-59-2	Cis-1,2-dichloroethene	5.	ND	U
78-93-3	2-Butanone	20.	ND	U
67-66-3	Chloroform	5.	ND	U
71-55-6	1,1,1-Trichloroethane	5.	ND	U
56-23-5	Carbon tetrachloride	5.	ND	U
108-05-4	Vinyl acetate	10.	ND	U
71-43-2	Benzene	5.	ND	U
107-06-2	1,2-Dichloroethane	5.	ND	U
79-01-6	Trichloroethene	5.	ND	U
78-87-5	1,2-Dichloropropane	5.	ND	U
75-27-4	Bromodichloromethane	5.	ND	U
110-75-8	2-Chloroethylvinyl ether	5.	ND	U
10061-01-5	Cis-1,3-dichloropropene	5.	ND	U
108-10-1	4-Methyl-2-pentanone	10.	ND	U
108-88-3	Toluene	5.	ND	U
10061-02-6	Trans-1,3-dichloropropene	5.	ND	U
79-00-5	1,1,2-Trichloroethane	5.	ND	U
127-18-4	Tetrachloroethene	5.	ND	U
591-78-6	2-Hexanone	10.	ND	U
124-48-1	Dibromochloromethane	5.	ND	U
108-90-7	Chlorobenzene	5.	ND	U
100-41-4	Ethylbenzene	5.	ND	U
1330-20-7	Xylene (Total)	5.	ND	U
100-42-5	Styrene	5.	ND	U
75-25-2	Bromoform	5.	ND	U
79-34-5	1,1,2,2-Tetrachloroethane	5.	ND	U
541-73-1	1,3-Dichlorobenzene	5.	ND	U
106-46-7	1,4-Dichlorobenzene	5.	ND	U
95-50-1	1,2-Dichlorobenzene	5.	ND	U

ORGANIC ANALYSIS DATA SHEET -- EPA METHOD 624/8240  
ANAMETRIX, INC. (408)432-8192

Project ID : 1563.06  
Sample ID : LF-10-DU  
Matrix : WATER  
Date Sampled : 12/18/91  
Date Analyzed : 12/23/91  
Instrument ID : MSD1

Anametrix ID : 9112188-05  
Analyst : DR  
Supervisor : UM  
Dilution Factor : 1.00  
Conc. Units : ug/L

CAS No.	COMPOUND NAME	REPORTING LIMIT	AMOUNT DETECTED	Q
74-87-3	Chloromethane	10.	ND	U
75-01-4	Vinyl chloride	10.	ND	U
74-83-9	Bromomethane	10.	ND	U
75-00-3	Chloroethane	10.	ND	U
75-69-4	Trichlorofluoromethane	5.	ND	U
75-35-4	1,1-Dichloroethene	5.	ND	U
76-13-1	Trichlorotrifluoroethane	5.	ND	U
67-64-1	Acetone	20.	ND	U
75-15-0	Carbon disulfide	5.	ND	U
75-09-2	Methylene chloride	5.	ND	U
156-60-5	Trans-1,2-dichloroethene	5.	ND	U
75-34-3	1,1-Dichloroethane	5.	ND	U
156-59-2	Cis-1,2-dichloroethene	5.	ND	U
78-93-3	2-Butanone	20.	ND	U
67-66-3	Chloroform	5.	ND	U
71-55-6	1,1,1-Trichloroethane	5.	ND	U
56-23-5	Carbon tetrachloride	5.	ND	U
108-05-4	Vinyl acetate	10.	ND	U
71-43-2	Benzene	5.	ND	U
107-06-2	1,2-Dichloroethane	5.	ND	U
79-01-6	Trichloroethene	5.	ND	U
78-87-5	1,2-Dichloropropane	5.	ND	U
75-27-4	Bromodichloromethane	5.	ND	U
110-75-8	2-Chloroethylvinyl ether	5.	ND	U
10061-01-5	Cis-1,3-dichloropropene	5.	ND	U
108-10-1	4-Methyl-2-pentanone	10.	ND	U
108-88-3	Toluene	5.	ND	U
10061-02-6	Trans-1,3-dichloropropene	5.	ND	U
79-00-5	1,1,2-Trichloroethane	5.	ND	U
127-18-4	Tetrachloroethene	5.	ND	U
591-78-6	2-Hexanone	10.	ND	U
124-48-1	Dibromochloromethane	5.	ND	U
108-90-7	Chlorobenzene	5.	ND	U
100-41-4	Ethylbenzene	5.	ND	U
1330-20-7	Xylene (Total)	5.	ND	U
100-42-5	Styrene	5.	ND	U
75-25-2	Bromoform	5.	ND	U
79-34-5	1,1,2,2-Tetrachloroethane	5.	ND	U
541-73-1	1,3-Dichlorobenzene	5.	ND	U
106-46-7	1,4-Dichlorobenzene	5.	ND	U
95-50-1	1,2-Dichlorobenzene	5.	ND	U

ORGANIC ANALYSIS DATA SHEET -- EPA METHOD 624/8240  
 ANAMETRIX, INC. (408)432-8192

Project ID :  
 Sample ID : BLANK  
 Matrix : WATER  
 Date Sampled : 0/ 0/ 0  
 Date Analyzed : 12/23/91  
 Instrument ID : MSD1

Anamatrix ID : 1223B001  
 Analyst : *DP*  
 Supervisor : *W*  
 Dilution Factor : 1.00  
 Conc. Units : ug/L

CAS No.	COMPOUND NAME	REPORTING LIMIT	AMOUNT DETECTED	Q
74-87-3	Chloromethane	10.	ND	U
75-01-4	Vinyl chloride	10.	ND	U
74-83-9	Bromomethane	10.	ND	U
75-00-3	Chloroethane	10.	ND	U
75-69-4	Trichlorofluoromethane	5.	ND	U
75-35-4	1,1-Dichloroethene	5.	ND	U
76-13-1	Trichlorotrifluoroethane	5.	ND	U
67-64-1	Acetone	20.	ND	U
75-15-0	Carbon disulfide	5.	ND	U
75-09-2	Methylene chloride	5.	ND	U
156-60-5	Trans-1,2-dichloroethene	5.	ND	U
75-34-3	1,1-Dichloroethane	5.	ND	U
156-59-2	Cis-1,2-dichloroethene	5.	ND	U
78-93-3	2-Butanone	20.	ND	U
67-66-3	Chloroform	5.	ND	U
71-55-6	1,1,1-Trichloroethane	5.	ND	U
56-23-5	Carbon tetrachloride	5.	ND	U
108-05-4	Vinyl acetate	10.	ND	U
71-43-2	Benzene	5.	ND	U
107-06-2	1,2-Dichloroethane	5.	ND	U
79-01-6	Trichloroethene	5.	ND	U
78-87-5	1,2-Dichloropropane	5.	ND	U
75-27-4	Bromodichloromethane	5.	ND	U
110-75-8	2-Chloroethylvinyl ether	5.	ND	U
10061-01-5	Cis-1,3-dichloropropene	5.	ND	U
108-10-1	4-Methyl-2-pentanone	10.	ND	U
108-88-3	Toluene	5.	ND	U
10061-02-6	Trans-1,3-dichloropropene	5.	ND	U
79-00-5	1,1,2-Trichloroethane	5.	ND	U
127-18-4	Tetrachloroethene	5.	ND	U
591-78-6	2-Hexanone	10.	ND	U
124-48-1	Dibromochloromethane	5.	ND	U
108-90-7	Chlorobenzene	5.	ND	U
100-41-4	Ethylbenzene	5.	ND	U
1330-20-7	Xylene (Total)	5.	ND	U
100-42-5	Styrene	5.	ND	U
75-25-2	Bromoform	5.	ND	U
79-34-5	1,1,2,2-Tetrachloroethane	5.	ND	U
541-73-1	1,3-Dichlorobenzene	5.	ND	U
106-46-7	1,4-Dichlorobenzene	5.	ND	U
95-50-1	1,2-Dichlorobenzene	5.	ND	U

SURROGATE RECOVERY SUMMARY -- EPA METHOD 624/8240  
 ANAMETRIX, INC. (408)432-8192

Project ID : 1563.06  
 Matrix : LIQUID

Anamatrix ID : 9112189  
 Analyst : DP  
 Supervisor : U

	SAMPLE ID	SU1	SU2	SU3	TOTAL OUT
1	BLANK	99	98	103	0
2	LF-9-BR	98	99	104	0
3	LF-9	100	95	102	0
4	LF-10	102	94	102	0
5	LF-10-DU	100	96	103	0
6					
7					
8					
9					
10					
11					
12					
13					
14					
15					
16					
17					
18					
19					
20					
21					
22					
23					
24					
25					
26					
27					
28					
29					
30					

QC LIMITS

SU1 = 1,2-Dichloroethane-d4 (75-113)  
 SU2 = Toluene-d8 (83-110)  
 SU3 = 1,4-Bromofluorobenzene (82-114)

\* Values outside of Anamatrix QC limits

REPORT SUMMARY  
ANAMETRIX, INC. (408)432-8192

MR. JOHN DEREAMER  
LEVINE-FRICKE  
1900 POWELL STREET 12TH FLOOR  
EMERYVILLE, CA 94608

Workorder # : 9112189  
Date Received : 12/18/91  
Project ID : 1563.06  
Purchase Order: N/A  
Department : GC  
Sub-Department: TPH

SAMPLE INFORMATION:

ANAMETRIX SAMPLE ID	CLIENT SAMPLE ID	MATRIX	DATE SAMPLED	METHOD
9112189- 2	LF-9	WATER	12/18/91	TPHd
9112189- 4	LF-10	WATER	12/18/91	TPHd
9112189- 5	LF-10-DUP	WATER	12/18/91	TPHd


REPORT SUMMARY  
ANAMETRIX, INC. (408)432-8192

MR. JOHN DEREAMER  
LEVINE-FRICKE  
1900 POWELL STREET 12TH FLOOR  
EMERYVILLE, CA 94608

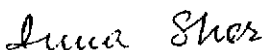
Workorder # : 9112189  
Date Received : 12/18/91  
Project ID : 1563.06  
Purchase Order: N/A  
Department : GC  
Sub-Department: TPH

QA/QC SUMMARY :

- No QA/QC problems encountered for these samples.

  
Department Supervisor

12.31.91  
Date

  
Chemist

12.31.91  
Date

ANALYSIS DATA SHEET - TOTAL PETROLEUM HYDROCARBONS AS DIESEL  
ANAMETRIX, INC. (408) 432-8192

Anamatrix W.O.: 9112189  
 Matrix : WATER  
 Date Sampled : 12/18/91  
 Date Extracted: 12/23/91

Project Number : 1563.06  
 Date Released : 12/30/91  
 Instrument I.D.: HP9

Anamatrix I.D.	Client I.D.	Date Analyzed	Reporting Limit (ug/L)	Amount Found (ug/L)
9112189-02	LF-9	12/25/91	50	600
9112189-04	LF-10	12/25/91	50	990
9112189-05	LF-10-DUP	12/25/91	50	570
DWBL122391	METHOD BLANK	12/25/91	50	ND

Note : Reporting limit is obtained by multiplying the dilution factor times 50ug/L.

ND - Not detected at or above the practical quantitation limit for the method.

TPHd - Total Petroleum Hydrocarbons as diesel is determined by GCFID following sample extraction by EPA Method 3510.

All testing procedures follow California Department of Health Services (Cal-DHS) approved methods.

Anna Sher                      12/30/91  
 Analyst                                      Date

Ci Fen                                      12.30.91  
 Supervisor                                      Date

TOTAL EXTRACTABLE HYDROCARBON METHOD SPIKE REPORT  
 EPA METHOD 3510 WITH GC/FID  
 ANAMETRIX, INC. (408) 432-8192

Sample I.D. : METHOD SPIKE  
 Matrix : REAGENT WATER  
 Date Sampled : N/A  
 Date Extracted: 12/23/91  
 Date Analyzed : 12/26/91

Anamatrix I.D. : SPK122391  
 Analyst : IS  
 Supervisor : CF  
 Date Released : 12/30/91  
 Instrument I.D.: HP 9

COMPOUND	SPIKE AMT. (ug/L)	MS (ug/L)	%REC MS	MSD (ug/L)	%REC MSD	RPD	%REC LIMITS
Diesel	1250	990	79%	1100	88%	11%	36-150

\* Limits established by Anamatrix, Inc.



REPORT SUMMARY  
ANAMETRIX, INC. (408)432-8192

MR. JOHN DEREAMER  
LEVINE-FRICKE  
1900 POWELL STREET 12TH FLOOR  
EMERYVILLE, CA 94608

Workorder # : 9112189  
Date Received : 12/18/91  
Project ID : 1563.06  
Purchase Order: N/A  
Department : METALS  
Sub-Department: METALS

SAMPLE INFORMATION:

ANAMETRIX SAMPLE ID	CLIENT SAMPLE ID	MATRIX	DATE SAMPLED	METHOD
9112189- 1	FIELD BLANK	WATER	12/18/91	6010
9112189- 2	LF-9	WATER	12/18/91	6010
9112189- 4	LF-10	WATER	12/18/91	6010
9112189- 5	LF-10-DUP	WATER	12/18/91	6010
9112189- 1	FIELD BLANK	WATER	12/18/91	7060
9112189- 2	LF-9	WATER	12/18/91	7060
9112189- 4	LF-10	WATER	12/18/91	7060
9112189- 5	LF-10-DUP	WATER	12/18/91	7060
9112189- 1	FIELD BLANK	WATER	12/18/91	7421
9112189- 2	LF-9	WATER	12/18/91	7421
9112189- 4	LF-10	WATER	12/18/91	7421
9112189- 5	LF-10-DUP	WATER	12/18/91	7421
9112189- 1	FIELD BLANK	WATER	12/18/91	7470
9112189- 2	LF-9	WATER	12/18/91	7470
9112189- 4	LF-10	WATER	12/18/91	7470
9112189- 5	LF-10-DUP	WATER	12/18/91	7470
9112189- 1	FIELD BLANK	WATER	12/18/91	7521
9112189- 2	LF-9	WATER	12/18/91	7521
9112189- 4	LF-10	WATER	12/18/91	7521
9112189- 5	LF-10-DUP	WATER	12/18/91	7521
9112189- 1	FIELD BLANK	WATER	12/18/91	7740
9112189- 2	LF-9	WATER	12/18/91	7740
9112189- 4	LF-10	WATER	12/18/91	7740

REPORT SUMMARY  
ANAMETRIX, INC. (408)432-8192

MR. JOHN DREAMER  
LEVINE-FRICKE  
1900 POWELL STREET 12TH FLOOR  
EMERYVILLE, CA 94608

Workorder # : 9112189  
Date Received : 12/18/91  
Project ID : 1563.06  
Purchase Order: N/A  
Department : METALS  
Sub-Department: METALS

SAMPLE INFORMATION:

ANAMETRIX SAMPLE ID	CLIENT SAMPLE ID	MATRIX	DATE SAMPLED	METHOD
9112189- 5	LF-10-DUP	WATER	12/18/91	7740
9112189- 1	FIELD BLANK	WATER	12/18/91	7761
9112189- 2	LF-9	WATER	12/18/91	7761
9112189- 4	LF-10	WATER	12/18/91	7761
9112189- 5	LF-10-DUP	WATER	12/18/91	7761

REPORT SUMMARY  
ANAMETRIX, INC. (408)432-8192

MR. JOHN DEREAMER  
LEVINE-FRICKE  
1900 POWELL STREET 12TH FLOOR  
EMERYVILLE, CA 94608

Workorder # : 9112189  
Date Received : 12/18/91  
Project ID : 1563.06  
Purchase Order: N/A  
Department : METALS  
Sub-Department: METALS

SAMPLE INFORMATION:

ANAMETRIX SAMPLE ID	CLIENT SAMPLE ID	MATRIX	DATE SAMPLED	METHOD
9112189- 1	FIELD BLANK	WATER	12/18/91	6010
9112189- 2	LF-9	WATER	12/18/91	6010
9112189- 4	LF-10	WATER	12/18/91	6010
9112189- 5	LF-10-DUP	WATER	12/18/91	6010
9112189- 1	FIELD BLANK	WATER	12/18/91	7060
9112189- 2	LF-9	WATER	12/18/91	7060
9112189- 4	LF-10	WATER	12/18/91	7060
9112189- 5	LF-10-DUP	WATER	12/18/91	7060
9112189- 1	FIELD BLANK	WATER	12/18/91	7421
9112189- 2	LF-9	WATER	12/18/91	7421
9112189- 4	LF-10	WATER	12/18/91	7421
9112189- 5	LF-10-DUP	WATER	12/18/91	7421
9112189- 1	FIELD BLANK	WATER	12/18/91	7470
9112189- 2	LF-9	WATER	12/18/91	7470
9112189- 4	LF-10	WATER	12/18/91	7470
9112189- 5	LF-10-DUP	WATER	12/18/91	7470
9112189- 1	FIELD BLANK	WATER	12/18/91	7521
9112189- 2	LF-9	WATER	12/18/91	7521
9112189- 4	LF-10	WATER	12/18/91	7521
9112189- 5	LF-10-DUP	WATER	12/18/91	7521
9112189- 1	FIELD BLANK	WATER	12/18/91	7740
9112189- 2	LF-9	WATER	12/18/91	7740
9112189- 4	LF-10	WATER	12/18/91	7740

REPORT SUMMARY  
ANAMETRIX, INC. (408)432-8192

MR. JOHN DEREAMER  
LEVINE-FRICKE  
1900 POWELL STREET 12TH FLOOR  
EMERYVILLE, CA 94608

Workorder # : 9112189  
Date Received : 12/18/91  
Project ID : 1563.06  
Purchase Order: N/A  
Department : METALS  
Sub-Department: METALS

SAMPLE INFORMATION:

ANAMETRIX SAMPLE ID	CLIENT SAMPLE ID	MATRIX	DATE SAMPLED	METHOD
9112189- 5	LF-10-DUP	WATER	12/18/91	7740
9112189- 1	FIELD BLANK	WATER	12/18/91	7761
9112189- 2	LF-9	WATER	12/18/91	7761
9112189- 4	LF-10	WATER	12/18/91	7761
9112189- 5	LF-10-DUP	WATER	12/18/91	7761

REPORT SUMMARY  
ANAMETRIX, INC. (408)432-8192

MR. JOHN DEREAMER  
LEVINE-FRICKE  
1900 POWELL STREET 12TH FLOOR  
EMERYVILLE, CA 94608

Workorder # : 9112189  
Date Received : 12/18/91  
Project ID : 1563.06  
Purchase Order: N/A  
Department : METALS  
Sub-Department: METALS

QA/QC SUMMARY :

- Silver also was not detected by EPA method 6010, which has a reporting limit of 10 ug/L and a detection limit of 3 ug/L.

Paul Schwa 12-31-91  
Department Supervisor Date

Michael A. (H) [Signature] 12/31/91  
Chemist Date

**ANALYSIS DATA SHEET - INDIVIDUAL METALS  
ANAMETRIX, INC. - (408) 432-8192**

Anametrix W.O.: 9112189  
 Matrix : WATER  
 Date Sampled : 12/18/91  
 Project Number: 1563.06

Date Prepared : 12/26/91  
 Date Analyzed : 12/27/91  
 Date Released : 12/31/91  
 Instrument I.D.: AA1/AA2/ICP1

ELEMENTS	EPA Method#	Reporting Limit	Sample	Sample	Sample
			I.D.# FIELD BLANK	I.D.# LF-9	I.D.# BLANK
		(ug/L)	-01	-02	MB1226W
Silver (Ag)	7761	1.0	ND	ND	ND
Arsenic (As)	7060	10.0	ND	45.5	ND
Cadmium (Cd)	6010	5.0	ND	ND	ND
Total Cr	6010	10.0	ND	ND	ND
Copper (Cu)	6010	25.0	ND	ND	ND
Mercury (Hg)	7470	0.68	ND	ND	ND
Nickel (Ni)	7521	5.0	ND	ND	ND
Lead (Pb)	7421	3.0	ND	ND	ND
Selenium (Se)	7740	5.0	ND	ND	ND
Zinc (Zn)	6010	20.0	ND	38.5	ND

ND : Not detected at or above the practical quantitation limit for the method.

All Metals by EPA Method 6010/7000, Test Methods for Evaluating Solid Waste, SW-846 3rd Edition November 1986.

Paul Schor 12-31-91  
 Supervisor Date

Michael A. Gibson 12/31/91  
 Chemist Date

ANALYSIS DATA SHEET - INDIVIDUAL METALS  
ANAMETRIX, INC. - (408) 432-8192

Anamatrix W.O.: 9112189  
Matrix : WATER  
Date Sampled : 12/18/91  
Project Number: 1563.06

Date Prepared : 12/26/91  
Date Analyzed : 12/27/91  
Date Released : 12/31/91  
Instrument I.D.: AA1/AA2/ICP1

ELEMENTS	EPA Method#	Reporting Limit	Sample I.D.# LF-10
		(ug/L)	-04
Silver (Ag)	7761	1.0	ND
Arsenic (As)	7060	200	704
Cadmium (Cd)	6010	5.0	ND
Total Cr	6010	10.0	ND
Copper (Cu)	6010	25.0	ND
Mercury (Hg)	7470	0.68	ND
Nickel (Ni)	7521	5.0	ND
Lead (Pb)	7421	3.0	ND
Selenium (Se)	7740	5.0	ND
Zinc (Zn)	6010	20.0	27.9

ND : Not detected at or above the practical quantitation limit for the method.

All Metals by EPA Method 6010/7000, Test Methods for Evaluating Solid Waste, SW-846 3rd Edition November 1986.

Paul Fisher 12-31-91  
Supervisor Date

Michael A. Helber 12/31/91  
Chemist Date

ANALYSIS DATA SHEET - INDIVIDUAL METALS  
ANAMETRIX, INC. - (408) 432-8192

Anamatrix W.O.: 9112189  
Matrix : WATER  
Date Sampled : 12/18/91  
Project Number: 1563.06

Date Prepared : 12/26/91  
Date Analyzed : 12/27/91  
Date Released : 12/31/91  
Instrument I.D.: AA1/AA2/ICP1

ELEMENTS	EPA Method#	Reporting Limit	Sample I.D.# LF-10-DUP
		(ug/L)	-05
Silver (Ag)	7761	1.0	ND
Arsenic (As)	7060	200	549
Cadmium (Cd)	6010	5.0	ND
Total Cr	6010	10.0	ND
Copper (Cu)	6010	25.0	ND
Mercury (Hg)	7470	0.68	ND
Nickel (Ni)	7521	5.0	ND
Lead (Pb)	7421	3.0	ND
Selenium (Se)	7740	100	ND
Zinc (Zn)	6010	20.0	ND

ND : Not detected at or above the practical quantitation limit for the method.

All Metals by EPA Method 6010/7000, Test Methods for Evaluating Solid Waste, SW-846 3rd Edition November 1986.

Paul John 12-31-91  
Supervisor Date

Michael A. [Signature] 12/31/91  
Chemist Date



**CHAIN OF CUSTODY / ANALYSES REQUEST FORM**

10/3 (15) 2000 9112189

Project No.: <b>1563.06</b>	Field Logbook No.:	Date: <b>12/18/91</b>	Serial No.: <b>7457</b>
Project Name: <b>Sharon Williams</b>	Project Location: <b>Emeryville</b>		

Sampler (Signature): <i>Tom Linder</i>	<b>ANALYSES</b>	Samplers: <b>KAG, TLL</b>
--	-----------------	---------------------------

SAMPLE NO.	DATE	TIME	LAB SAMPLE NO.	NO. OF CON-TAINERS	SAMPLE TYPE	ANALYSES					HOLD	RUSH	REMARKS
						EPA 601	EPA 624	PA-8240	THI (class)	RESIDUE			
1	Field Blank	12/18	0800	1	H <sub>2</sub> O				X				
2	LF-9		0920	6	↓		X	X	X				
3	LF-9-BK		0915	2	↓		X						* Normal Turnaround Time
4	LF-10		0950	6	↓		X	X	X				
5	LF-10-dup		0955	6	↓		X	X	X				
												Results to John DeRamus	

RELINQUISHED BY: (Signature) <i>Tom Linder</i>	DATE	TIME	RECEIVED BY: (Signature) <i>Tom Linder</i>	DATE	TIME
RELINQUISHED BY: (Signature) <i>Tom Linder</i>	12/18/91	1400	RECEIVED BY: (Signature) <i>Tom Linder</i>	12/18/91	1400
RELINQUISHED BY: (Signature) <i>Tom Linder</i>	DATE	TIME	RECEIVED BY: (Signature)	DATE	TIME
METHOD OF SHIPMENT:	DATE	TIME	LAB COMMENTS:		

Sample Collector: <b>LEVINE-FRICKE</b> 1900 Powell Street, 12th Floor Emeryville, Ca 94608 (415) 652-4500	Analytical Laboratory: <b>Anamatrix</b>
--	--

**ANAMETRIX INC**

Environmental & Analytical Chemistry  
1961 Concourse Drive, Suite E, San Jose, CA 95131  
(408) 432-8192 • Fax (408) 432-8198

**REPORT**

MR. JOHN DREAMER  
LEVINE-FRICKE  
1900 POWELL STREET 12TH FLOOR  
EMERYVILLE, CA 94608

Workorder # : 9112188  
Date Received : 12/18/91  
Project ID : 1563.06  
Purchase Order: N/A

The following samples were received at Anamatrix, Inc. for analysis :

ANAMETRIX ID	CLIENT SAMPLE ID
9112188- 1	T-B
9112188- 2	LF-B4
9112188- 3	LF-15
9112188- 4	LF-14
9112188- 5	LF-16
9112188- 6	LF-7
9112188- 7	LF-8
9112188- 8	LF-11

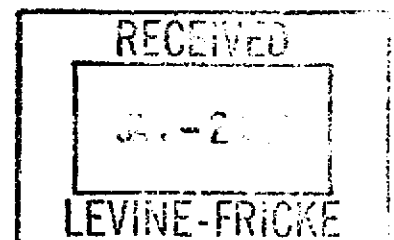
This report consists of 25 pages not including the cover letter, and is organized in sections according to the specific Anamatrix laboratory group or section which performed the analysis(es) and generated the data. The Report Summary that precedes each section will help you determine which Anamatrix group is responsible for those test results, and will bear the signatures of the department supervisor and the chemist who have reviewed the analytical data. Please refer all questions to the department supervisor who signed the form.

Anamatrix is certified by the California Department of Health Services (DHS) to perform environmental testing under Certificate Number 1234. A detailed list of the approved fields of testing can be obtained by calling our office, or the DHS Environmental Laboratory Accreditation Program at (415)540-2800.

If you have any further questions or comments on this report, please give us a call as soon as possible. Thank you for using Anamatrix.

Sarah Schoen, Ph.D.  
Laboratory Manager

12-31-91  
Date



## ANAMETRIX REPORT DESCRIPTION GCMS

### Organic Analysis Data Sheets (OADS)

OADS forms contain tabulated results for target compounds. The OADS are grouped by method and, within each method, organized sequentially in order of increasing Anamatrix ID number.

### Tentatively Identified Compounds (TICs)

TIC forms contain tabulated results for non-target compounds detected in GC/MS analyses. TICs must be requested at the time samples are submitted at Anamatrix. TIC forms immediately follow the OADS form for each sample. If TICs are requested but not found, then TIC forms will not be included with the report.

### Surrogate Recovery Summary (SRS)

SRS forms contain quality assurance data. An SRS form will be printed for each method, if the method requires surrogate compounds. They will list surrogate percent recoveries for all samples and any method blanks. Any surrogate recovery outside the established limits will be flagged with an "\*\*", and the total number of surrogates outside the limits will be listed in the column labelled "Total Out".

### Matrix Spike Recovery Form (MSR)

MSR forms contain quality assurance data. They summarize percent recovery and relative percent difference information for matrix spikes and matrix spike duplicates. This information is a statement of both accuracy and precision. Any percent recovery or relative percent difference outside established limits will be flagged with an "\*\*", and the total number outside the limits will be listed at the bottom of the page. Not all reports will contain an MSR form.

### Qualifiers

Anamatrix uses several data qualifiers (Q) in its report forms. These qualifiers give additional information on the compounds reported. They should help a data reviewer to verify the integrity of the analytical results. The following is a list of qualifiers and their meanings:

- U - Indicates that the compound was analyzed for, but was not detected at or above the specified reporting limit.
- B - Indicates that the compound was detected in the associated method blank.
- J - Indicates that the compound was detected at an amount below the specified reporting limit. Consequently, the amount should be considered an approximate value. Tentatively identified compounds will always have a "J" qualifier because they are not included in the instrument calibration.
- E - Indicates that the amount reported exceeded the linear range of the instrument calibration.
- D - Indicates that the compound was detected in an analysis performed at a secondary dilution.
- A - Indicates that the tentatively identified compound is a suspected aldol condensation product. This is common in EPA Method 8270 soil analyses.

Absence of a qualifier indicates that the compound was detected at a concentration at or above the specified reporting limit.

### REPORTING CONVENTIONS

- ◆ Due to a size limitation in our data processing step, only the first eight (8) characters of your project ID and sample ID will be printed on the report forms. However, the report cover letter and report summary pages display up to twenty (20) characters of your project and sample IDs.
- ◆ Amounts reported are gross values, i.e., not corrected for method blank contamination.

REPORT SUMMARY  
ANAMETRIX, INC. (408)432-8192

MR. JOHN DEREAMER  
LEVINE-FRICKE  
1900 POWELL STREET 12TH FLOOR  
EMERYVILLE, CA 94608

Workorder # : 9112188  
Date Received : 12/18/91  
Project ID : 1563.06  
Purchase Order: N/A  
Department : GCMS  
Sub-Department: GCMS

SAMPLE INFORMATION:

ANAMETRIX SAMPLE ID	CLIENT SAMPLE ID	MATRIX	DATE SAMPLED	METHOD
9112188- 2	LF-B4	WATER	12/17/91	8240
9112188- 3	LF-15	WATER	12/17/91	8240
9112188- 4	LF-14	WATER	12/17/91	8240
9112188- 5	LF-16	WATER	12/17/91	8240
9112188- 6	LF-7	WATER	12/17/91	8240
9112188- 7	LF-8	WATER	12/17/91	8240
9112188- 8	LF-11	WATER	12/17/91	8240

REPORT SUMMARY  
ANAMETRIX, INC. (408)432-8192

MR. JOHN DEREAMER  
LEVINE-FRICKE  
1900 POWELL STREET 12TH FLOOR  
EMERYVILLE, CA 94608

Workorder # : 9112188  
Date Received : 12/18/91  
Project ID : 1563.06  
Purchase Order: N/A  
Department : GCMS  
Sub-Department: GCMS

QA/QC SUMMARY :

- No QA/QC problems.

Jana Marsh  
Department Supervisor

12.27.91  
Date

Wendell 12.27.91  
Chemist Date

ORGANIC ANALYSIS DATA SHEET -- EPA METHOD 624/8240  
 ANAMETRIX, INC. (408)432-8192

Project ID : 1563.06  
 Sample ID : LF-B4  
 Matrix : WATER  
 Date Sampled : 12/17/91  
 Date Analyzed : 12/21/91  
 Instrument ID : MSD1

Anamatrix ID : 9112188-02  
 Analyst : DP  
 Supervisor : WJ  
 Dilution Factor : 1.00  
 Conc. Units : ug/L

CAS No.	COMPOUND NAME	REPORTING LIMIT	AMOUNT DETECTED	Q
74-87-3	Chloromethane	10.	ND	U
75-01-4	Vinyl chloride	10.	ND	U
74-83-9	Bromomethane	10.	ND	U
75-00-3	Chloroethane	10.	ND	U
75-69-4	Trichlorofluoromethane	5.	ND	U
75-35-4	1,1-Dichloroethene	5.	ND	U
76-13-1	Trichlorotrifluoroethane	5.	ND	U
67-64-1	Acetone	20.	ND	U
75-15-0	Carbon disulfide	5.	ND	U
75-09-2	Methylene chloride	5.	ND	U
156-60-5	Trans-1,2-dichloroethene	5.	ND	U
75-34-3	1,1-Dichloroethane	5.	ND	U
156-59-2	Cis-1,2-dichloroethene	5.	ND	U
78-93-3	2-Butanone	20.	ND	U
67-66-3	Chloroform	5.	ND	U
71-55-6	1,1,1-Trichloroethane	5.	ND	U
56-23-5	Carbon tetrachloride	5.	ND	U
108-05-4	Vinyl acetate	10.	ND	U
71-43-2	Benzene	5.	ND	U
107-06-2	1,2-Dichloroethane	5.	ND	U
79-01-6	Trichloroethene	5.	ND	U
78-87-5	1,2-Dichloropropane	5.	ND	U
75-27-4	Bromodichloromethane	5.	ND	U
110-75-8	2-Chloroethylvinyl ether	5.	ND	U
10061-01-5	Cis-1,3-dichloropropene	5.	ND	U
108-10-1	4-Methyl-2-pentanone	10.	ND	U
108-88-3	Toluene	5.	ND	U
10061-02-6	Trans-1,3-dichloropropene	5.	ND	U
79-00-5	1,1,2-Trichloroethane	5.	ND	U
127-18-4	Tetrachloroethene	5.	ND	U
591-78-6	2-Hexanone	10.	ND	U
124-48-1	Dibromochloromethane	5.	ND	U
108-90-7	Chlorobenzene	5.	ND	U
100-41-4	Ethylbenzene	5.	ND	U
1330-20-7	Xylene (Total)	5.	ND	U
100-42-5	Styrene	5.	ND	U
75-25-2	Bromoform	5.	ND	U
79-34-5	1,1,2,2-Tetrachloroethane	5.	ND	U
541-73-1	1,3-Dichlorobenzene	5.	ND	U
106-46-7	1,4-Dichlorobenzene	5.	ND	U
95-50-1	1,2-Dichlorobenzene	5.	ND	U

ORGANIC ANALYSIS DATA SHEET -- EPA METHOD 624/8240  
ANAMETRIX, INC. (408)432-8192

Project ID : 1563.06  
Sample ID : LF-15  
Matrix : WATER  
Date Sampled : 12/17/91  
Date Analyzed : 12/21/91  
Instrument ID : MSD1

Anamatrix ID : 9112188-03  
Analyst : SP  
Supervisor : UH  
Dilution Factor : 1.00  
Conc. Units : ug/L

CAS No.	COMPOUND NAME	REPORTING LIMIT	AMOUNT DETECTED	Q
74-87-3	Chloromethane	10.	ND	U
75-01-4	Vinyl chloride	10.	ND	U
74-83-9	Bromomethane	10.	ND	U
75-00-3	Chloroethane	10.	ND	U
75-69-4	Trichlorofluoromethane	5.	ND	U
75-35-4	1,1-Dichloroethene	5.	ND	U
76-13-1	Trichlorotrifluoroethane	5.	ND	U
67-64-1	Acetone	20.	ND	U
75-15-0	Carbon disulfide	5.	ND	U
75-09-2	Methylene chloride	5.	ND	U
156-60-5	Trans-1,2-dichloroethene	5.	ND	U
75-34-3	1,1-Dichloroethane	5.	ND	U
156-59-2	Cis-1,2-dichloroethene	5.	ND	U
78-93-3	2-Butanone	20.	ND	U
67-66-3	Chloroform	5.	ND	U
71-55-6	1,1,1-Trichloroethane	5.	ND	U
56-23-5	Carbon tetrachloride	5.	ND	U
108-05-4	Vinyl acetate	10.	ND	U
71-43-2	Benzene	5.	ND	U
107-06-2	1,2-Dichloroethane	5.	ND	U
79-01-6	Trichloroethene	5.	ND	U
78-87-5	1,2-Dichloropropane	5.	ND	U
75-27-4	Bromodichloromethane	5.	ND	U
110-75-8	2-Chloroethylvinyl ether	5.	ND	U
10061-01-5	Cis-1,3-dichloropropene	5.	ND	U
108-10-1	4-Methyl-2-pentanone	10.	ND	U
108-88-3	Toluene	5.	ND	U
10061-02-6	Trans-1,3-dichloropropene	5.	ND	U
79-00-5	1,1,2-Trichloroethane	5.	ND	U
127-18-4	Tetrachloroethene	5.	ND	U
591-78-6	2-Hexanone	10.	ND	U
124-48-1	Dibromochloromethane	5.	ND	U
108-90-7	Chlorobenzene	5.	ND	U
100-41-4	Ethylbenzene	5.	ND	U
1330-20-7	Xylene (Total)	5.	ND	U
100-42-5	Styrene	5.	ND	U
75-25-2	Bromoform	5.	ND	U
79-34-5	1,1,2,2-Tetrachloroethane	5.	ND	U
541-73-1	1,3-Dichlorobenzene	5.	ND	U
106-46-7	1,4-Dichlorobenzene	5.	ND	U
95-50-1	1,2-Dichlorobenzene	5.	ND	U

ORGANIC ANALYSIS DATA SHEET -- EPA METHOD 624/8240  
 ANAMETRIX, INC. (408)432-8192

Project ID : 1563.06  
 Sample ID : LF-14  
 Matrix : WATER  
 Date Sampled : 12/17/91  
 Date Analyzed : 12/21/91  
 Instrument ID : MSD1

Anamatrix ID : 9112188-04  
 Analyst : *DP*  
 Supervisor : *W*  
 Dilution Factor : 1.00  
 Conc. Units : ug/L

CAS No.	COMPOUND NAME	REPORTING LIMIT	AMOUNT DETECTED	Q
74-87-3	Chloromethane	10.	ND	U
75-01-4	Vinyl chloride	10.	ND	U
74-83-9	Bromomethane	10.	ND	U
75-00-3	Chloroethane	10.	ND	U
75-69-4	Trichlorofluoromethane	5.	ND	U
75-35-4	1,1-Dichloroethene	5.	ND	U
76-13-1	Trichlorotrifluoroethane	5.	ND	U
67-64-1	Acetone	20.	ND	U
75-15-0	Carbon disulfide	5.	ND	U
75-09-2	Methylene chloride	5.	ND	U
156-60-5	Trans-1,2-dichloroethene	5.	ND	U
75-34-3	1,1-Dichloroethane	5.	ND	U
156-59-2	Cis-1,2-dichloroethene	5.	ND	U
78-93-3	2-Butanone	20.	ND	U
67-66-3	Chloroform	5.	ND	U
71-55-6	1,1,1-Trichloroethane	5.	ND	U
56-23-5	Carbon tetrachloride	5.	ND	U
108-05-4	Vinyl acetate	10.	ND	U
71-43-2	Benzene	5.	ND	U
107-06-2	1,2-Dichloroethane	5.	ND	U
79-01-6	Trichloroethene	5.	ND	U
78-87-5	1,2-Dichloropropane	5.	ND	U
75-27-4	Bromodichloromethane	5.	ND	U
110-75-8	2-Chloroethylvinyl ether	5.	ND	U
10061-01-5	Cis-1,3-dichloropropene	5.	ND	U
108-10-1	4-Methyl-2-pentanone	10.	ND	U
108-88-3	Toluene	5.	ND	U
10061-02-6	Trans-1,3-dichloropropene	5.	ND	U
79-00-5	1,1,2-Trichloroethane	5.	ND	U
127-18-4	Tetrachloroethene	5.	ND	U
591-78-6	2-Hexanone	10.	ND	U
124-48-1	Dibromochloromethane	5.	ND	U
108-90-7	Chlorobenzene	5.	ND	U
100-41-4	Ethylbenzene	5.	ND	U
1330-20-7	Xylene (Total)	5.	ND	U
100-42-5	Styrene	5.	ND	U
75-25-2	Bromoform	5.	ND	U
79-34-5	1,1,2,2-Tetrachloroethane	5.	ND	U
541-73-1	1,3-Dichlorobenzene	5.	ND	U
106-46-7	1,4-Dichlorobenzene	5.	ND	U
95-50-1	1,2-Dichlorobenzene	5.	ND	U



ORGANIC ANALYSIS DATA SHEET -- EPA METHOD 624/8240  
 ANAMETRIX, INC. (408)432-8192

Project ID : 1563.06  
 Sample ID : LF-16  
 Matrix : WATER  
 Date Sampled : 12/17/91  
 Date Analyzed : 12/23/91  
 Instrument ID : MSD1

Anamatrix ID : 9112188-05  
 Analyst : *OR*  
 Supervisor : *U*  
 Dilution Factor : 1.00  
 Conc. Units : ug/L

CAS No.	COMPOUND NAME	REPORTING LIMIT	AMOUNT DETECTED	Q
74-87-3	Chloromethane	10.	ND	U
75-01-4	Vinyl chloride	10.	ND	U
74-83-9	Bromomethane	10.	ND	U
75-00-3	Chloroethane	10.	ND	U
75-69-4	Trichlorofluoromethane	5.	ND	U
75-35-4	1,1-Dichloroethene	5.	ND	U
76-13-1	Trichlorotrifluoroethane	5.	ND	U
67-64-1	Acetone	20.	ND	U
75-15-0	Carbon disulfide	5.	ND	U
75-09-2	Methylene chloride	5.	ND	U
156-60-5	Trans-1,2-dichloroethene	5.	ND	U
75-34-3	1,1-Dichloroethane	5.	ND	U
156-59-2	Cis-1,2-dichloroethene	5.	ND	U
78-93-3	2-Butanone	20.	ND	U
67-66-3	Chloroform	5.	ND	U
71-55-6	1,1,1-Trichloroethane	5.	ND	U
56-23-5	Carbon tetrachloride	5.	ND	U
108-05-4	Vinyl acetate	10.	ND	U
71-43-2	Benzene	5.	ND	U
107-06-2	1,2-Dichloroethane	5.	ND	U
79-01-6	Trichloroethene	5.	ND	U
78-87-5	1,2-Dichloropropane	5.	ND	U
75-27-4	Bromodichloromethane	5.	ND	U
110-75-8	2-Chloroethylvinyl ether	5.	ND	U
10061-01-5	Cis-1,3-dichloropropene	5.	ND	U
108-10-1	4-Methyl-2-pentanone	10.	ND	U
108-88-3	Toluene	5.	ND	U
10061-02-6	Trans-1,3-dichloropropene	5.	ND	U
79-00-5	1,1,2-Trichloroethane	5.	ND	U
127-18-4	Tetrachloroethene	5.	ND	U
591-78-6	2-Hexanone	10.	ND	U
124-48-1	Dibromochloromethane	5.	ND	U
108-90-7	Chlorobenzene	5.	ND	U
100-41-4	Ethylbenzene	5.	ND	U
1330-20-7	Xylene (Total)	5.	ND	U
100-42-5	Styrene	5.	ND	U
75-25-2	Bromoform	5.	ND	U
79-34-5	1,1,2,2-Tetrachloroethane	5.	ND	U
541-73-1	1,3-Dichlorobenzene	5.	ND	U
106-46-7	1,4-Dichlorobenzene	5.	ND	U
95-50-1	1,2-Dichlorobenzene	5.	ND	U

ORGANIC ANALYSIS DATA SHEET -- EPA METHOD 624/8240  
 ANAMETRIX, INC. (408)432-8192

Project ID : 1563.06  
 Sample ID : LF-7  
 Matrix : WATER  
 Date Sampled : 12/17/91  
 Date Analyzed : 12/23/91  
 Instrument ID : MSD1

Anamatrix ID : 9112188-06  
 Analyst : DR  
 Supervisor : WJ  
 Dilution Factor : 1.00  
 Conc. Units : ug/L

CAS No.	COMPOUND NAME	REPORTING LIMIT	AMOUNT DETECTED	Q
74-87-3	Chloromethane	10.	ND	U
75-01-4	Vinyl chloride	10.	ND	U
74-83-9	Bromomethane	10.	ND	U
75-00-3	Chloroethane	10.	ND	U
75-69-4	Trichlorofluoromethane	5.	ND	U
75-35-4	1,1-Dichloroethene	5.	ND	U
76-13-1	Trichlorotrifluoroethane	5.	ND	U
67-64-1	Acetone	20.	ND	U
75-15-0	Carbon disulfide	5.	ND	U
75-09-2	Methylene chloride	5.	ND	U
156-60-5	Trans-1,2-dichloroethene	5.	ND	U
75-34-3	1,1-Dichloroethane	5.	ND	U
156-59-2	Cis-1,2-dichloroethene	5.	ND	U
78-93-3	2-Butanone	20.	ND	U
67-66-3	Chloroform	5.	ND	U
71-55-6	1,1,1-Trichloroethane	5.	ND	U
56-23-5	Carbon tetrachloride	5.	ND	U
108-05-4	Vinyl acetate	10.	ND	U
71-43-2	Benzene	5.	6.	U
107-06-2	1,2-Dichloroethane	5.	ND	U
79-01-6	Trichloroethene	5.	ND	U
78-87-5	1,2-Dichloropropane	5.	ND	U
75-27-4	Bromodichloromethane	5.	ND	U
110-75-8	2-Chloroethylvinyl ether	5.	ND	U
10061-01-5	Cis-1,3-dichloropropene	5.	ND	U
108-10-1	4-Methyl-2-pentanone	10.	ND	U
108-88-3	Toluene	5.	ND	U
10061-02-6	Trans-1,3-dichloropropene	5.	ND	U
79-00-5	1,1,2-Trichloroethane	5.	ND	U
127-18-4	Tetrachloroethene	5.	ND	U
591-78-6	2-Hexanone	10.	ND	U
124-48-1	Dibromochloromethane	5.	ND	U
108-90-7	Chlorobenzene	5.	5.	U
100-41-4	Ethylbenzene	5.	6.	U
1330-20-7	Xylene (Total)	5.	9.	U
100-42-5	Styrene	5.	ND	U
75-25-2	Bromoform	5.	ND	U
79-34-5	1,1,2,2-Tetrachloroethane	5.	ND	U
541-73-1	1,3-Dichlorobenzene	5.	ND	U
106-46-7	1,4-Dichlorobenzene	5.	ND	U
95-50-1	1,2-Dichlorobenzene	5.	ND	U

ORGANIC ANALYSIS DATA SHEET -- EPA METHOD 624/8240  
 ANAMETRIX, INC. (408)432-8192

Project ID : 1563.06  
 Sample ID : LF-8  
 Matrix : WATER  
 Date Sampled : 12/17/91  
 Date Analyzed : 12/23/91  
 Instrument ID : MSD1

Anametrix ID : 9112188-07  
 Analyst : SP  
 Supervisor : WA  
 Dilution Factor : 1.00  
 Conc. Units : ug/L

CAS No.	COMPOUND NAME	REPORTING LIMIT	AMOUNT DETECTED	Q
74-87-3	Chloromethane	10.	ND	U
75-01-4	Vinyl chloride	10.	ND	U
74-83-9	Bromomethane	10.	ND	U
75-00-3	Chloroethane	10.	ND	U
75-69-4	Trichlorofluoromethane	5.	ND	U
75-35-4	1,1-Dichloroethene	5.	ND	U
76-13-1	Trichlorotrifluoroethane	5.	ND	U
67-64-1	Acetone	20.	ND	U
75-15-0	Carbon disulfide	5.	ND	U
75-09-2	Methylene chloride	5.	ND	U
156-60-5	Trans-1,2-dichloroethene	5.	ND	U
75-34-3	1,1-Dichloroethane	5.	ND	U
156-59-2	Cis-1,2-dichloroethene	5.	ND	U
78-93-3	2-Butanone	20.	ND	U
67-66-3	Chloroform	5.	ND	U
71-55-6	1,1,1-Trichloroethane	5.	ND	U
56-23-5	Carbon tetrachloride	5.	ND	U
108-05-4	Vinyl acetate	10.	ND	U
71-43-2	Benzene	5.	ND	U
107-06-2	1,2-Dichloroethane	5.	ND	U
79-01-6	Trichloroethene	5.	ND	U
78-87-5	1,2-Dichloropropane	5.	ND	U
75-27-4	Bromodichloromethane	5.	ND	U
110-75-8	2-Chloroethylvinyl ether	5.	ND	U
10061-01-5	Cis-1,3-dichloropropene	5.	ND	U
108-10-1	4-Methyl-2-pentanone	10.	ND	U
108-88-3	Toluene	5.	ND	U
10061-02-6	Trans-1,3-dichloropropene	5.	ND	U
79-00-5	1,1,2-Trichloroethane	5.	ND	U
127-18-4	Tetrachloroethene	5.	ND	U
591-78-6	2-Hexanone	10.	ND	U
124-48-1	Dibromochloromethane	5.	ND	U
108-90-7	Chlorobenzene	5.	ND	U
100-41-4	Ethylbenzene	5.	ND	U
1330-20-7	Xylene (Total)	5.	ND	U
100-42-5	Styrene	5.	ND	U
75-25-2	Bromoform	5.	ND	U
79-34-5	1,1,2,2-Tetrachloroethane	5.	ND	U
541-73-1	1,3-Dichlorobenzene	5.	ND	U
106-46-7	1,4-Dichlorobenzene	5.	ND	U
95-50-1	1,2-Dichlorobenzene	5.	ND	U

ORGANIC ANALYSIS DATA SHEET -- EPA METHOD 624/8240  
 ANAMETRIX, INC. (408)432-8192

Project ID : 1563.06  
 Sample ID : LF-11  
 Matrix : WATER  
 Date Sampled : 12/17/91  
 Date Analyzed : 12/23/91  
 Instrument ID : MSD1

Anamatrix ID : 9112188-08  
 Analyst : DP  
 Supervisor : W  
 Dilution Factor : 1.00  
 Conc. Units : ug/L

CAS No.	COMPOUND NAME	REPORTING LIMIT	AMOUNT DETECTED	Q
74-87-3	Chloromethane	10.	ND	U
75-01-4	Vinyl chloride	10.	ND	U
74-83-9	Bromomethane	10.	ND	U
75-00-3	Chloroethane	10.	ND	U
75-69-4	Trichlorofluoromethane	5.	ND	U
75-35-4	1,1-Dichloroethene	5.	ND	U
76-13-1	Trichlorotrifluoroethane	5.	ND	U
67-64-1	Acetone	20.	ND	U
75-15-0	Carbon disulfide	5.	ND	U
75-09-2	Methylene chloride	5.	ND	U
156-60-5	Trans-1,2-dichloroethene	5.	ND	U
75-34-3	1,1-Dichloroethane	5.	ND	U
156-59-2	Cis-1,2-dichloroethene	5.	ND	U
78-93-3	2-Butanone	20.	ND	U
67-66-3	Chloroform	5.	ND	U
71-55-6	1,1,1-Trichloroethane	5.	ND	U
56-23-5	Carbon tetrachloride	5.	ND	U
108-05-4	Vinyl acetate	10.	ND	U
71-43-2	Benzene	5.	ND	U
107-06-2	1,2-Dichloroethane	5.	ND	U
79-01-6	Trichloroethene	5.	ND	U
78-87-5	1,2-Dichloropropane	5.	ND	U
75-27-4	Bromodichloromethane	5.	ND	U
110-75-8	2-Chloroethylvinyl ether	5.	ND	U
10061-01-5	Cis-1,3-dichloropropene	5.	ND	U
108-10-1	4-Methyl-2-pentanone	10.	ND	U
108-88-3	Toluene	5.	ND	U
10061-02-6	Trans-1,3-dichloropropene	5.	ND	U
79-00-5	1,1,2-Trichloroethane	5.	ND	U
127-18-4	Tetrachloroethene	5.	ND	U
591-78-6	2-Hexanone	10.	ND	U
124-48-1	Dibromochloromethane	5.	ND	U
108-90-7	Chlorobenzene	5.	ND	U
100-41-4	Ethylbenzene	5.	ND	U
1330-20-7	Xylene (Total)	5.	ND	U
100-42-5	Styrene	5.	ND	U
75-25-2	Bromoform	5.	ND	U
79-34-5	1,1,2,2-Tetrachloroethane	5.	ND	U
541-73-1	1,3-Dichlorobenzene	5.	ND	U
106-46-7	1,4-Dichlorobenzene	5.	ND	U
95-50-1	1,2-Dichlorobenzene	5.	ND	U

ORGANIC ANALYSIS DATA SHEET -- EPA METHOD 624/8240  
 ANAMETRIX, INC. (408)432-8192

Project ID :  
 Sample ID : BLANK  
 Matrix : WATER  
 Date Sampled : 0/ 0/ 0  
 Date Analyzed : 12/20/91  
 Instrument ID : MSD1

Anamatrix ID : 1220B005  
 Analyst : OP  
 Supervisor : M  
 Dilution Factor : 1.00  
 Conc. Units : ug/L

CAS No.	COMPOUND NAME	REPORTING LIMIT	AMOUNT DETECTED	Q
74-87-3	Chloromethane	10.	ND	U
75-01-4	Vinyl chloride	10.	ND	U
74-83-9	Bromomethane	10.	ND	U
75-00-3	Chloroethane	10.	ND	U
75-69-4	Trichlorofluoromethane	5.	ND	U
75-35-4	1,1-Dichloroethene	5.	ND	U
76-13-1	Trichlorotrifluoroethane	5.	ND	U
67-64-1	Acetone	20.	ND	U
75-15-0	Carbon disulfide	5.	ND	U
75-09-2	Methylene chloride	5.	ND	U
156-60-5	Trans-1,2-dichloroethene	5.	ND	U
75-34-3	1,1-Dichloroethane	5.	ND	U
156-59-2	Cis-1,2-dichloroethene	5.	ND	U
78-93-3	2-Butanone	20.	ND	U
67-66-3	Chloroform	5.	ND	U
71-55-6	1,1,1-Trichloroethane	5.	ND	U
56-23-5	Carbon tetrachloride	5.	ND	U
108-05-4	Vinyl acetate	10.	ND	U
71-43-2	Benzene	5.	ND	U
107-06-2	1,2-Dichloroethane	5.	ND	U
79-01-6	Trichloroethene	5.	ND	U
78-87-5	1,2-Dichloropropane	5.	ND	U
75-27-4	Bromodichloromethane	5.	ND	U
110-75-8	2-Chloroethylvinyl ether	5.	ND	U
10061-01-5	Cis-1,3-dichloropropene	5.	ND	U
108-10-1	4-Methyl-2-pentanone	10.	ND	U
108-88-3	Toluene	5.	ND	U
10061-02-6	Trans-1,3-dichloropropene	5.	ND	U
79-00-5	1,1,2-Trichloroethane	5.	ND	U
127-18-4	Tetrachloroethene	5.	ND	U
591-78-6	2-Hexanone	10.	ND	U
124-48-1	Dibromochloromethane	5.	ND	U
108-90-7	Chlorobenzene	5.	ND	U
100-41-4	Ethylbenzene	5.	ND	U
1330-20-7	Xylene (Total)	5.	ND	U
100-42-5	Styrene	5.	ND	U
75-25-2	Bromoform	5.	ND	U
79-34-5	1,1,2,2-Tetrachloroethane	5.	ND	U
541-73-1	1,3-Dichlorobenzene	5.	ND	U
106-46-7	1,4-Dichlorobenzene	5.	ND	U
95-50-1	1,2-Dichlorobenzene	5.	ND	U

ORGANIC ANALYSIS DATA SHEET -- EPA METHOD 624/8240  
 ANAMETRIX, INC. (408)432-8192

Project ID :  
 Sample ID : BLANK  
 Matrix : WATER  
 Date Sampled : 0/ 0/ 0  
 Date Analyzed : 12/23/91  
 Instrument ID : MSD1

Anamatrix ID : 1223B001  
 Analyst : DP  
 Supervisor : UM  
 Dilution Factor : 1.00  
 Conc. Units : ug/L

CAS No.	COMPOUND NAME	REPORTING LIMIT	AMOUNT DETECTED	Q
74-87-3	Chloromethane	10.	ND	U
75-01-4	Vinyl chloride	10.	ND	U
74-83-9	Bromomethane	10.	ND	U
75-00-3	Chloroethane	10.	ND	U
75-69-4	Trichlorofluoromethane	5.	ND	U
75-35-4	1,1-Dichloroethene	5.	ND	U
76-13-1	Trichlorotrifluoroethane	5.	ND	U
67-64-1	Acetone	20.	ND	U
75-15-0	Carbon disulfide	5.	ND	U
75-09-2	Methylene chloride	5.	ND	U
156-60-5	Trans-1,2-dichloroethene	5.	ND	U
75-34-3	1,1-Dichloroethane	5.	ND	U
156-59-2	Cis-1,2-dichloroethene	5.	ND	U
78-93-3	2-Butanone	20.	ND	U
67-66-3	Chloroform	5.	ND	U
71-55-6	1,1,1-Trichloroethane	5.	ND	U
56-23-5	Carbon tetrachloride	5.	ND	U
108-05-4	Vinyl acetate	10.	ND	U
71-43-2	Benzene	5.	ND	U
107-06-2	1,2-Dichloroethane	5.	ND	U
79-01-6	Trichloroethene	5.	ND	U
78-87-5	1,2-Dichloropropane	5.	ND	U
75-27-4	Bromodichloromethane	5.	ND	U
110-75-8	2-Chloroethylvinyl ether	5.	ND	U
10061-01-5	Cis-1,3-dichloropropene	5.	ND	U
108-10-1	4-Methyl-2-pentanone	10.	ND	U
108-88-3	Toluene	5.	ND	U
10061-02-6	Trans-1,3-dichloropropene	5.	ND	U
79-00-5	1,1,2-Trichloroethane	5.	ND	U
127-18-4	Tetrachloroethene	5.	ND	U
591-78-6	2-Hexanone	10.	ND	U
124-48-1	Dibromochloromethane	5.	ND	U
108-90-7	Chlorobenzene	5.	ND	U
100-41-4	Ethylbenzene	5.	ND	U
1330-20-7	Xylene (Total)	5.	ND	U
100-42-5	Styrene	5.	ND	U
75-25-2	Bromoform	5.	ND	U
79-34-5	1,1,2,2-Tetrachloroethane	5.	ND	U
541-73-1	1,3-Dichlorobenzene	5.	ND	U
106-46-7	1,4-Dichlorobenzene	5.	ND	U
95-50-1	1,2-Dichlorobenzene	5.	ND	U

SURROGATE RECOVERY SUMMARY -- EPA METHOD 624/8240  
 ANAMETRIX, INC. (408)432-8192

Project ID : 1563.06  
 Matrix : LIQUID

Anamatrix ID : 9112188  
 Analyst : DP  
 Supervisor : W

	SAMPLE ID	SU1	SU2	SU3	TOTAL OUT
1	BLANK	84	108	112	0
2	LF-B4	96	103	103	0
3	LF-15	82	106	105	0
4	LF-14	93	105	104	0
5					
6					
7					
8					
9					
10					
11					
12					
13					
14					
15					
16					
17					
18					
19					
20					
21					
22					
23					
24					
25					
26					
27					
28					
29					
30					

QC LIMITS

-----  
 SU1 = 1,2-Dichloroethane-d4 (75-113)  
 SU2 = Toluene-d8 (83-110)  
 SU3 = 1,4-Bromofluorobenzene (82-114)

\* Values outside of Anamatrix QC limits

SURROGATE RECOVERY SUMMARY -- EPA METHOD 624/8240  
ANAMETRIX, INC. (408)432-8192

Project ID : 1563.06  
Matrix : LIQUID

Anamatrix ID : 9112188  
Analyst : DP  
Supervisor : W

	SAMPLE ID	SU1	SU2	SU3	TOTAL OUT
1	BLANK	99	98	103	0
2	LF-16	97	101	105	0
3	LF-7	103	94	100	0
4	LF-8	97	98	103	0
5	LF-11	102	97	101	0
6					
7					
8					
9					
10					
11					
12					
13					
14					
15					
16					
17					
18					
19					
20					
21					
22					
23					
24					
25					
26					
27					
28					
29					
30					

QC LIMITS  
-----

SU1 = 1,2-Dichloroethane-d4 (75-113)  
SU2 = Toluene-d8 (83-110)  
SU3 = 1,4-Bromofluorobenzene (82-114)

\* Values outside of Anamatrix QC limits



REPORT SUMMARY  
ANAMETRIX, INC. (408)432-8192

MR. JOHN DEREAMER  
LEVINE-FRICKE  
1900 POWELL STREET 12TH FLOOR  
EMERYVILLE, CA 94608

Workorder # : 9112188  
Date Received : 12/18/91  
Project ID : 1563.06  
Purchase Order: N/A  
Department : GC  
Sub-Department: TPH

SAMPLE INFORMATION:

ANAMETRIX SAMPLE ID	CLIENT SAMPLE ID	MATRIX	DATE SAMPLED	METHOD
9112188- 2	LF-B4	WATER	12/17/91	TPHd
9112188- 3	LF-15	WATER	12/17/91	TPHd
9112188- 4	LF-14	WATER	12/17/91	TPHd
9112188- 5	LF-16	WATER	12/17/91	TPHd
9112188- 6	LF-7	WATER	12/17/91	TPHd
9112188- 7	LF-8	WATER	12/17/91	TPHd
9112188- 8	LF-11	WATER	12/17/91	TPHd

REPORT SUMMARY  
ANAMETRIX, INC. (408)432-8192

MR. JOHN DEREAMER  
LEVINE-FRICKE  
1900 POWELL STREET 12TH FLOOR  
EMERYVILLE, CA 94608

Workorder # : 9112188  
Date Received : 12/18/91  
Project ID : 1563.06  
Purchase Order: N/A  
Department : GC  
Sub-Department: TPH

QA/QC SUMMARY :

- No QA/QC problems encountered for these samples.

*C. Fern* 12.30.91  
Department Supervisor Date

*Luis Shor* 12/30/91  
Chemist Date

**ANALYSIS DATA SHEET - TOTAL PETROLEUM HYDROCARBONS AS DIESEL  
ANAMETRIX, INC. (408) 432-8192**

Anametrix W.O.: 9112188  
 Matrix : WATER  
 Date Sampled : 12/17/91  
 Date Extracted: 12/23/91

Project Number : 1563.06  
 Date Released : 12/30/91  
 Instrument I.D.: HP9

<u>Anametrix I.D.</u>	<u>Client I.D.</u>	<u>Date Analyzed</u>	<u>Reporting Limit (ug/L)</u>	<u>Amount Found (ug/L)</u>
9112188-02	LF-B4	12/25/91	50	ND
9112188-03	LF-15	12/25/91	50	ND
9112188-04	LF-14	12/25/91	50	86
9112188-05	LF-16	12/25/91	50	94
9112188-06	LF-7	12/25/91	50	540
9112188-07	LF-8	12/25/91	50	220
9112188-08	LF-11	12/25/91	50	410
DWBL122391	METHOD BLANK	12/25/91	50	ND

Note : Reporting limit is obtained by multiplying the dilution factor times 50ug/L.

ND - Not detected at or above the practical quantitation limit for the method.

TPHd - Total Petroleum Hydrocarbons as diesel is determined by GCFID following sample extraction by EPA Method 3510.

All testing procedures follow California Department of Health Services (Cal-DHS) approved methods.

Inna Shur                      12/30/91  
 Analyst                                      Date

C. Fan                                      12.30.91  
 Supervisor                                      Date

TOTAL EXTRACTABLE HYDROCARBON METHOD SPIKE REPORT  
 EPA METHOD 3510 WITH GC/FID  
 ANAMETRIX, INC. (408) 432-8192

Sample I.D. : METHOD SPIKE	Anamatrix I.D. : SPK122391
Matrix : REAGENT WATER	Analyst : I S
Date Sampled : N/A	Supervisor : CF
Date Extracted: 12/23/91	Date Released : 12/30/91
Date Analyzed : 12/26/91	Instrument I.D.: HP 9

COMPOUND	SPIKE AMT. (ug/L)	MS (ug/L)	%REC MS	MSD (ug/L)	%REC MSD	RPD	%REC LIMITS
Diesel	1250	990	79%	1100	88%	11%	36-150

\* Limits established by Anamatrix, Inc.

REPORT SUMMARY  
ANAMETRIX, INC. (408)432-8192

MR. JOHN DEREAMER  
LEVINE-FRICKE  
1900 POWELL STREET 12TH FLOOR  
EMERYVILLE, CA 94608

Workorder # : 9112188  
Date Received : 12/18/91  
Project ID : 1563.06  
Purchase Order: N/A  
Department : METALS  
Sub-Department: METALS

SAMPLE INFORMATION:

ANAMETRIX SAMPLE ID	CLIENT SAMPLE ID	MATRIX	DATE SAMPLED	METHOD
9112188- 1	T-B	WATER	12/17/91	6010
9112188- 2	LF-B4	WATER	12/17/91	6010
9112188- 3	LF-15	WATER	12/17/91	6010
9112188- 4	LF-14	WATER	12/17/91	6010
9112188- 5	LF-16	WATER	12/17/91	6010
9112188- 6	LF-7	WATER	12/17/91	6010
9112188- 7	LF-8	WATER	12/17/91	6010
9112188- 8	LF-11	WATER	12/17/91	6010
9112188- 1	T-B	WATER	12/17/91	7060
9112188- 2	LF-B4	WATER	12/17/91	7060
9112188- 3	LF-15	WATER	12/17/91	7060
9112188- 4	LF-14	WATER	12/17/91	7060
9112188- 5	LF-16	WATER	12/17/91	7060
9112188- 6	LF-7	WATER	12/17/91	7060
9112188- 7	LF-8	WATER	12/17/91	7060
9112188- 8	LF-11	WATER	12/17/91	7060
9112188- 1	T-B	WATER	12/17/91	7421
9112188- 2	LF-B4	WATER	12/17/91	7421
9112188- 3	LF-15	WATER	12/17/91	7421
9112188- 4	LF-14	WATER	12/17/91	7421
9112188- 5	LF-16	WATER	12/17/91	7421
9112188- 6	LF-7	WATER	12/17/91	7421
9112188- 7	LF-8	WATER	12/17/91	7421

REPORT SUMMARY  
ANAMETRIX, INC. (408)432-8192

MR. JOHN DEREAMER  
LEVINE-FRICKE  
1900 POWELL STREET 12TH FLOOR  
EMERYVILLE, CA 94608

Workorder # : 9112188  
Date Received : 12/18/91  
Project ID : 1563.06  
Purchase Order: N/A  
Department : METALS  
Sub-Department: METALS

SAMPLE INFORMATION:

ANAMETRIX SAMPLE ID	CLIENT SAMPLE ID	MATRIX	DATE SAMPLED	METHOD
9112188- 8	LF-11	WATER	12/17/91	7421
9112188- 1	T-B	WATER	12/17/91	7470
9112188- 2	LF-B4	WATER	12/17/91	7470
9112188- 3	LF-15	WATER	12/17/91	7470
9112188- 4	LF-14	WATER	12/17/91	7470
9112188- 5	LF-16	WATER	12/17/91	7470
9112188- 6	LF-7	WATER	12/17/91	7470
9112188- 7	LF-8	WATER	12/17/91	7470
9112188- 8	LF-11	WATER	12/17/91	7470
9112188- 1	T-B	WATER	12/17/91	7521
9112188- 2	LF-B4	WATER	12/17/91	7521
9112188- 3	LF-15	WATER	12/17/91	7521
9112188- 4	LF-14	WATER	12/17/91	7521
9112188- 5	LF-16	WATER	12/17/91	7521
9112188- 6	LF-7	WATER	12/17/91	7521
9112188- 7	LF-8	WATER	12/17/91	7521
9112188- 8	LF-11	WATER	12/17/91	7521
9112188- 1	T-B	WATER	12/17/91	7740
9112188- 2	LF-B4	WATER	12/17/91	7740
9112188- 3	LF-15	WATER	12/17/91	7740
9112188- 4	LF-14	WATER	12/17/91	7740
9112188- 5	LF-16	WATER	12/17/91	7740
9112188- 6	LF-7	WATER	12/17/91	7740

REPORT SUMMARY  
ANAMETRIX, INC. (408)432-8192

MR. JOHN DEREAMER  
LEVINE-FRICKE  
1900 POWELL STREET 12TH FLOOR  
EMERYVILLE, CA 94608

Workorder # : 9112188  
Date Received : 12/18/91  
Project ID : 1563.06  
Purchase Order: N/A  
Department : METALS  
Sub-Department: METALS

SAMPLE INFORMATION:

ANAMETRIX SAMPLE ID	CLIENT SAMPLE ID	MATRIX	DATE SAMPLED	METHOD
9112188- 7	LF-8	WATER	12/17/91	7740
9112188- 8	LF-11	WATER	12/17/91	7740
9112188- 1	T-B	WATER	12/17/91	7761
9112188- 2	LF-B4	WATER	12/17/91	7761
9112188- 3	LF-15	WATER	12/17/91	7761
9112188- 4	LF-14	WATER	12/17/91	7761
9112188- 5	LF-16	WATER	12/17/91	7761
9112188- 6	LF-7	WATER	12/17/91	7761
9112188- 7	LF-8	WATER	12/17/91	7761
9112188- 8	LF-11	WATER	12/17/91	7761

REPORT SUMMARY  
ANAMETRIX, INC. (408)432-8192

MR. JOHN DEREAMER  
LEVINE-FRICKE  
1900 POWELL STREET 12TH FLOOR  
EMERYVILLE, CA 94608

Workorder # : 9112188  
Date Received : 12/18/91  
Project ID : 1563.06  
Purchase Order: N/A  
Department : METALS  
Sub-Department: METALS

QA/QC SUMMARY :

- Spike recoveries for silver by EPA Method 7761 were outside of Anamatrix control limits, which is a common limitation of the preparation method for graphite furnace atomic absorption. Silver was also not detected by EPA method 6010, which has a reporting limit of 10 ug/L and a detection limit of 3 ug/L.

Paul Schon 12-31-91  
Department Supervisor Date

Michael A. Hill 12/31/91  
Chemist Date



**ANALYSIS DATA SHEET - INDIVIDUAL METALS**  
**ANAMETRIX, INC. - (408) 432-8192**

Anamatrix W.O.: 9112188  
 Matrix : WATER  
 Date Sampled : 12/17/91  
 Project Number: 1563.06

Date Prepared : 12/23/91  
 Date Analyzed : 12/26/91  
 Date Released : 12/30/91  
 Instrument I.D.: AA1/AA2/ICP1

ELEMENTS	EPA Method#	Reporting Limit (ug/L)	Sample	Sample	Sample	Sample	Sample
			I.D.# T-B	I.D.# LF-B4	I.D.# LF-15	I.D.# LF-14	I.D.# LF-16
			-01	-02	-03	-04	-05
Silver (Ag)	7761	1.0	ND	ND	ND	ND	ND
Arsenic (As)	7060	10.0	ND	ND	ND	104	ND
Cadmium (Cd)	6010	5.0	ND	ND	ND	ND	ND
Total Cr	6010	10.0	ND	ND	ND	ND	ND
Copper (Cu)	6010	25.0	ND	ND	ND	ND	ND
Mercury (Hg)	7470	0.68	ND	ND	ND	ND	ND
Nickel (Ni)	7521	5.0	ND	ND	ND	ND	ND
Lead (Pb)	7421	3.0	ND	ND	ND	ND	ND
Selenium (Se)	7740	5.0	ND	ND	ND	ND	ND
Zinc (Zn)	6010	20.0	ND	29.1	26.2	ND	24.5

ND : Not detected at or above the practical quantitation limit for the method.

All Metals by EPA Method 6010/7000, Test Methods for Evaluating Solid Waste, SW-846 3rd Edition November 1986.

Michael A. Hill 12/31/91  
 Supervisor Date

William J. [Signature] 12/31/91  
 Chemist Date

**ANALYSIS DATA SHEET - INDIVIDUAL METALS  
ANAMETRIX, INC. - (408) 432-8192**

Anametrix W.O.: 9112188  
 Matrix : WATER  
 Date Sampled : 12/17/91  
 Project Number: 1563.06

Date Prepared : 12/23/91  
 Date Analyzed : 12/26/91  
 Date Released : 12/30/91  
 Instrument I.D.: AA1/AA2/ICP1

ELEMENTS	EPA	Reporting	Sample	Sample	Sample	Sample
	Method#	Limit	I.D.# LF-7	I.D.# LF-8	I.D.# LF-11	I.D.# BLANK
		(ug/L)	-06	-07	-08	MB1223W
Silver (Ag)	7761	1.0	ND	ND	ND	ND
Arsenic (As)	7060	10.0	ND	15.6	11.2	ND
Cadmium (Cd)	6010	5.0	ND	ND	ND	ND
Total Cr	6010	10.0	ND	ND	ND	ND
Copper (Cu)	6010	25.0	ND	ND	ND	ND
Mercury (Hg)	7470	0.68	ND	ND	ND	ND
Nickel (Ni)	7521	5.0	ND	ND	ND	ND
Lead (Pb)	7421	3.0	ND	ND	ND	ND
Selenium (Se)	7740	5.0	ND	ND	ND	ND
Zinc (Zn)	6010	20.0	ND	ND	ND	ND

ND : Not detected at or above the practical quantitation limit for the method.

All Metals by EPA Method 6010/7000, Test Methods for Evaluating Solid Waste, SW-846 3rd Edition November 1986.

Michael A. Holt 12/31/91  
 Supervisor Date

Michael A. Holt 12/31/91  
 Chemist Date

ANAMETRIX, INC.  
 1961 CONCOURSE DRIVE, SUITE E  
 SAN JOSE, CA 95131, (408) 432-8192

-----  
 INDIVIDUAL METALS MATRIX SPIKE REPORT  
 -----

Spike I.D. : 9112188-01MS,MD  
 Date Prepared: 12/23/91  
 Date Analyzed: 12/26/91  
 Assoc. WO # : 9112188

Inst. ID: AA1/ICP1  
 Date : 12/30/91  
 Matrix : WATER  
 Units : ug/L

ELEMENTS	METHOD	SPIKE AMOUNT	SAMPLE CONC.*	M.S. CONC.	% REC.	M.S.D. CONC.	% REC.	R P D
Cd	6010	50.0	0.0	51.0	102	52.3	105	2.5
Ttl Cr	6010	200	0.0	228	114	231	116	1.3
Cu	6010	250	0.0	253	101	256	102	1.2
Hg	7470	1.36	0.0	1.15	84.6	1.07	78.7	7.2
Zn	6010	500	0.0	517	103	528	106	2.1

COMMENT: Quality control limits for percent recovery are 75-125% and 25% for RPD.

\* : Sample concentration of 0.0 indicates that the analyte in the sample was below detection limit for the method. 0.0 is entered for calculations of the percent recovery and RPD only.

Mannings 12/31/91  
 Supervisor Date

Mong Kame 12/31/91  
 Chemist Date

ANAMETRIX, INC.  
 1961 CONCOURSE DRIVE, SUITE E  
 SAN JOSE, CA 95131, (408) 432-8192

-----  
 INDIVIDUAL METALS MATRIX SPIKE REPORT  
 -----

Spike I.D. : 9112187-12MS,MD  
 Date Prepared: 12/23/91  
 Date Analyzed: 12/26/91  
 Assoc. WO # : 9112188

Inst. ID: AA2  
 Date : 12/30/91  
 Matrix : WATER  
 Units : ug/L

ELEMENTS	METHOD	SPIKE AMOUNT	SAMPLE CONC.*	M.S. CONC.	% REC.	M.S.D. CONC.	% REC.	R P D
Ag	7761	1000	0.85	68.0	6.7	66.0	6.5	3.0
As	7060	2000	0.0	2140	107	2170	109	1.4
Ni	7521	500	0.0	610	122	579	116	5.2
Pb	7421	500	5.3	516	102	531	105	2.9
Se	7740	2000	0.0	1940	97.0	1990	100	2.5

=====  
 COMMENT: Quality control limits for percent recovery are 75-125% and 25% for RPD.

\* : Sample concentration of 0.0 indicates that the analyte in the sample was below detection limit for the method. 0.0 is entered for calculations of the percent recovery and RPD only.

Manny Aguilar 12/31/91  
 Supervisor Date

Mona Kamei 12/31/91  
 Chemist Date

**CHAIN OF CUSTODY / ANALYSES REQUEST FORM**

10/3  
15  
2100 9112188

Project No.: <b>1563.06</b>	Field Logbook No.:	Date: <b>12/18/91</b>	Serial No.: <b>10556</b>
Project Name: <b>Sherwin Williams</b>		Project Location: <b>Emeryville</b>	

Sampler (Signature): \_\_\_\_\_ ANALYSES  
 Samplers: **KAG, TLL**

SAMPLES						ANALYSES						HOLD	RUSH	REMARKS
SAMPLE NO.	DATE	TIME	LAB SAMPLE NO.	NO. OF CON-TAINERS	SAMPLE TYPE	EPA 601	EPA 624	EPA 8240	TPH (Diesel)	Bas. in Pin Metals				
1	Trip Blank	12-17-91	800	1	H <sub>2</sub> O				X					No bottles cold
2	LF-84		935	6			X	X	X					
3	LF-15		1010											
4	LF-14		1030											
5	LF-16		1100											
6	LF-7		1125											
7	LF-8		1505											
8	LF-11		1330											
													Results to:	
													John DeReamer	

RELINQUISHED BY: (Signature) <i>Kanta Zee</i>	DATE: <b>12-18-91</b>	TIME: <b>1400</b>	RECEIVED BY: (Signature) <i>Bunny S. Conroy</i>	DATE: <b>12/18/91</b>	TIME: <b>1400</b>
RELINQUISHED BY: (Signature) <i>Bunny S. Conroy</i>	DATE: <b>12/18/91</b>	TIME: <b>1655</b>	RECEIVED BY: (Signature) <i>John DeReamer</i>	DATE: <b>12/18/91</b>	TIME: <b>1655</b>
RELINQUISHED BY: (Signature)	DATE:	TIME:	RECEIVED BY: (Signature)	DATE:	TIME:

METHOD OF SHIPMENT: \_\_\_\_\_ DATE: \_\_\_\_\_ TIME: \_\_\_\_\_ LAB COMMENTS: \_\_\_\_\_

Sample Collector: <b>LEVINE-FRICKE</b> 1900 Powell Street, 12th Floor Emeryville, Ca 94608 (415) 652-4500	Analytical Laboratory: <b>Anametrix</b>
--	--

**ANAMETRIX INC**

Environmental & Analytical Chemistry  
 1961 Concourse Drive, Suite E, San Jose, CA 95131  
 (408) 432-8192 • Fax (408) 432-8198

**REPORT**

MR. JOHN DEREAMER  
 LEVINE-FRICKE  
 1900 POWELL STREET 12TH FLOOR  
 EMERYVILLE, CA 94608

Workorder # : 9112190  
 Date Received : 12/18/91  
 Project ID : 1563.06  
 Purchase Order: N/A

The following samples were received at Anamatrix, Inc. for analysis :

ANAMETRIX ID	CLIENT SAMPLE ID
9112190- 1	TRIP BLANK
9112190- 2	LF-12
9112190- 3	LF-13
9112190- 4	LF-B1
9112190- 5	LF-B2
9112190- 6	LF-B3


This report consists of 25 pages not including the cover letter, and is organized in sections according to the specific Anamatrix laboratory group or section which performed the analysis(es) and generated the data. The Report Summary that precedes each section will help you determine which Anamatrix group is responsible for those test results, and will bear the signatures of the department supervisor and the chemist who have reviewed the analytical data. Please refer all questions to the department supervisor who signed the form.

Anamatrix is certified by the California Department of Health Services (DHS) to perform environmental testing under Certificate Number 1234. A detailed list of the approved fields of testing can be obtained by calling our office, or the DHS Environmental Laboratory Accreditation Program at (415)540-2800.

If you have any further questions or comments on this report, please give us a call as soon as possible. Thank you for using Anamatrix.

Sarah Schoen, Ph.D.  
 Laboratory Manager

12-31-91  
 Date



# ANAMETRIX REPORT DESCRIPTION

## GCMS

### Organic Analysis Data Sheets (OADS)

OADS forms contain tabulated results for target compounds. The OADS are grouped by method and, within each method, organized sequentially in order of increasing Anamatrix ID number.

### Tentatively Identified Compounds (TICs)

TIC forms contain tabulated results for non-target compounds detected in GC/MS analyses. TICs must be requested at the time samples are submitted at Anamatrix. TIC forms immediately follow the OADS form for each sample. If TICs are requested but not found, then TIC forms will not be included with the report.

### Surrogate Recovery Summary (SRS)

SRS forms contain quality assurance data. An SRS form will be printed for each method, if the method requires surrogate compounds. They will list surrogate percent recoveries for all samples and any method blanks. Any surrogate recovery outside the established limits will be flagged with an "\*", and the total number of surrogates outside the limits will be listed in the column labelled "Total Out".

### Matrix Spike Recovery Form (MSR)

MSR forms contain quality assurance data. They summarize percent recovery and relative percent difference information for matrix spikes and matrix spike duplicates. This information is a statement of both accuracy and precision. Any percent recovery or relative percent difference outside established limits will be flagged with an "\*", and the total number outside the limits will be listed at the bottom of the page. Not all reports will contain an MSR form.

### Qualifiers

Anamatrix uses several data qualifiers (Q) in its report forms. These qualifiers give additional information on the compounds reported. They should help a data reviewer to verify the integrity of the analytical results. The following is a list of qualifiers and their meanings:

- U - Indicates that the compound was analyzed for, but was not detected at or above the specified reporting limit.
- B - Indicates that the compound was detected in the associated method blank.
- J - Indicates that the compound was detected at an amount below the specified reporting limit. Consequently, the amount should be considered an approximate value. Tentatively identified compounds will always have a "J" qualifier because they are not included in the instrument calibration.
- E - Indicates that the amount reported exceeded the linear range of the instrument calibration.
- D - Indicates that the compound was detected in an analysis performed at a secondary dilution.
- A - Indicates that the tentatively identified compound is a suspected aldol condensation product. This is common in EPA Method 8270 soil analyses.

Absence of a qualifier indicates that the compound was detected at a concentration at or above the specified reporting limit.

### REPORTING CONVENTIONS

- ◆ Due to a size limitation in our data processing step, only the first eight (8) characters of your project ID and sample ID will be printed on the report forms. However, the report cover letter and report summary pages display up to twenty (20) characters of your project and sample IDs.
- ◆ Amounts reported are gross values, i.e., not corrected for method blank contamination.

REPORT SUMMARY  
ANAMETRIX, INC. (408)432-8192

MR. JOHN DEREAMER  
LEVINE-FRICKE  
1900 POWELL STREET 12TH FLOOR  
EMERYVILLE, CA 94608

Workorder # : 9112190  
Date Received : 12/18/91  
Project ID : 1563.06  
Purchase Order: N/A  
Department : GCMS  
Sub-Department: GCMS

SAMPLE INFORMATION:

ANAMETRIX SAMPLE ID	CLIENT SAMPLE ID	MATRIX	DATE SAMPLED	METHOD
9112190- 2	LF-12	WATER	12/16/91	8240
9112190- 3	LF-13	WATER	12/16/91	8240
9112190- 4	LF-B1	WATER	12/16/91	8240
9112190- 5	LF-B2	WATER	12/16/91	8240
9112190- 6	LF-B3	WATER	12/16/91	8240



REPORT SUMMARY  
ANAMETRIX, INC. (408)432-8192

MR. JOHN DEREAMER  
LEVINE-FRICKE  
1900 POWELL STREET 12TH FLOOR  
EMERYVILLE, CA 94608

Workorder # : 9112190  
Date Received : 12/18/91  
Project ID : 1563.06  
Purchase Order: N/A  
Department : GCMS  
Sub-Department: GCMS

QA/QC SUMMARY :

- 4-Methyl-2-pentanone relative percent difference is outside established limits in the EPA Method 8240 matrix spike and matrix spike duplicate analysis of sample LF-12.

*Gina Marsh*  
Department Supervisor

*12.30.91*  
Date

*Maclilly*  
Chemist

*12.30.91*  
Date

ORGANIC ANALYSIS DATA SHEET -- EPA METHOD 624/8240  
ANAMETRIX, INC. (408)432-8192

Project ID : 1563.06  
Sample ID : LF-12  
Matrix : WATER  
Date Sampled : 12/16/91  
Date Analyzed : 12/23/91  
Instrument ID : MSD1

Anamatrix ID : 9112190-02  
Analyst : DP  
Supervisor : WJ  
Dilution Factor : 1.00  
Conc. Units : ug/L

CAS No.	COMPOUND NAME	REPORTING LIMIT	AMOUNT DETECTED	Q
74-87-3	Chloromethane	10.	ND	U
75-01-4	Vinyl chloride	10.	ND	U
74-83-9	Bromomethane	10.	ND	U
75-00-3	Chloroethane	10.	ND	U
75-69-4	Trichlorofluoromethane	5.	ND	U
75-35-4	1,1-Dichloroethene	5.	ND	U
76-13-1	Trichlorotrifluoroethane	5.	ND	U
67-64-1	Acetone	20.	ND	U
75-15-0	Carbon disulfide	5.	ND	U
75-09-2	Methylene chloride	5.	ND	U
156-60-5	Trans-1,2-dichloroethene	5.	ND	U
75-34-3	1,1-Dichloroethane	5.	ND	U
156-59-2	Cis-1,2-dichloroethene	5.	ND	U
78-93-3	2-Butanone	20.	ND	U
67-66-3	Chloroform	5.	ND	U
71-55-6	1,1,1-Trichloroethane	5.	ND	U
56-23-5	Carbon tetrachloride	5.	ND	U
108-05-4	Vinyl acetate	10.	ND	U
71-43-2	Benzene	5.	ND	U
107-06-2	1,2-Dichloroethane	5.	ND	U
79-01-6	Trichloroethene	5.	ND	U
78-87-5	1,2-Dichloropropane	5.	ND	U
75-27-4	Bromodichloromethane	5.	ND	U
110-75-8	2-Chloroethylvinyl ether	5.	ND	U
10061-01-5	Cis-1,3-dichloropropene	5.	ND	U
108-10-1	4-Methyl-2-pentanone	10.	ND	U
108-88-3	Toluene	5.	ND	U
10061-02-6	Trans-1,3-dichloropropene	5.	ND	U
79-00-5	1,1,2-Trichloroethane	5.	ND	U
127-18-4	Tetrachloroethene	5.	ND	U
591-78-6	2-Hexanone	10.	ND	U
124-48-1	Dibromochloromethane	5.	ND	U
108-90-7	Chlorobenzene	5.	ND	U
100-41-4	Ethylbenzene	5.	ND	U
1330-20-7	Xylene (Total)	5.	ND	U
100-42-5	Styrene	5.	ND	U
75-25-2	Bromoform	5.	ND	U
79-34-5	1,1,2,2-Tetrachloroethane	5.	ND	U
541-73-1	1,3-Dichlorobenzene	5.	ND	U
106-46-7	1,4-Dichlorobenzene	5.	ND	U
95-50-1	1,2-Dichlorobenzene	5.	ND	U

ORGANIC ANALYSIS DATA SHEET -- EPA METHOD 624/8240  
 ANAMETRIX, INC. (408)432-8192

Project ID : 1563.06  
 Sample ID : LF-13  
 Matrix : WATER  
 Date Sampled : 12/16/91  
 Date Analyzed : 12/23/91  
 Instrument ID : MSD1

Anamatrix ID : 9112190-03  
 Analyst : *OP*  
 Supervisor : *U*  
 Dilution Factor : 1.00  
 Conc. Units : ug/L

CAS No.	COMPOUND NAME	REPORTING LIMIT	AMOUNT DETECTED	Q
74-87-3	Chloromethane	10.	ND	U
75-01-4	Vinyl chloride	10.	ND	U
74-83-9	Bromomethane	10.	ND	U
75-00-3	Chloroethane	10.	ND	U
75-69-4	Trichlorofluoromethane	5.	ND	U
75-35-4	1,1-Dichloroethene	5.	ND	U
76-13-1	Trichlorotrifluoroethane	5.	ND	U
67-64-1	Acetone	20.	ND	U
75-15-0	Carbon disulfide	5.	ND	U
75-09-2	Methylene chloride	5.	ND	U
156-60-5	Trans-1,2-dichloroethene	5.	ND	U
75-34-3	1,1-Dichloroethane	5.	ND	U
156-59-2	Cis-1,2-dichloroethene	5.	ND	U
78-93-3	2-Butanone	20.	ND	U
67-66-3	Chloroform	5.	ND	U
71-55-6	1,1,1-Trichloroethane	5.	18.	U
56-23-5	Carbon tetrachloride	5.	ND	U
108-05-4	Vinyl acetate	10.	ND	U
71-43-2	Benzene	5.	ND	U
107-06-2	1,2-Dichloroethane	5.	ND	U
79-01-6	Trichloroethene	5.	ND	U
78-87-5	1,2-Dichloropropane	5.	ND	U
75-27-4	Bromodichloromethane	5.	ND	U
110-75-8	2-Chloroethylvinyl ether	5.	ND	U
10061-01-5	Cis-1,3-dichloropropene	5.	ND	U
108-10-1	4-Methyl-2-pentanone	10.	ND	U
108-88-3	Toluene	5.	ND	U
10061-02-6	Trans-1,3-dichloropropene	5.	ND	U
79-00-5	1,1,2-Trichloroethane	5.	ND	U
127-18-4	Tetrachloroethene	5.	ND	U
591-78-6	2-Hexanone	10.	ND	U
124-48-1	Dibromochloromethane	5.	ND	U
108-90-7	Chlorobenzene	5.	ND	U
100-41-4	Ethylbenzene	5.	ND	U
1330-20-7	Xylene (Total)	5.	ND	U
100-42-5	Styrene	5.	ND	U
75-25-2	Bromoform	5.	ND	U
79-34-5	1,1,2,2-Tetrachloroethane	5.	ND	U
541-73-1	1,3-Dichlorobenzene	5.	ND	U
106-46-7	1,4-Dichlorobenzene	5.	ND	U
95-50-1	1,2-Dichlorobenzene	5.	ND	U

ORGANIC ANALYSIS DATA SHEET -- EPA METHOD 624/8240  
 ANAMETRIX, INC. (408)432-8192

Project ID : 1563.06  
 Sample ID : LF-B1  
 Matrix : WATER  
 Date Sampled : 12/16/91  
 Date Analyzed : 12/23/91  
 Instrument ID : MSD1

Anamatrix ID : 9112190-04  
 Analyst : DP  
 Supervisor : WH  
 Dilution Factor : 1.00  
 Conc. Units : ug/L

CAS No.	COMPOUND NAME	REPORTING LIMIT	AMOUNT DETECTED	Q
74-87-3	Chloromethane	10.	ND	U
75-01-4	Vinyl chloride	10.	ND	U
74-83-9	Bromomethane	10.	ND	U
75-00-3	Chloroethane	10.	ND	U
75-69-4	Trichlorofluoromethane	5.	ND	U
75-35-4	1,1-Dichloroethene	5.	ND	U
76-13-1	Trichlorotrifluoroethane	5.	ND	U
67-64-1	Acetone	20.	ND	U
75-15-0	Carbon disulfide	5.	ND	U
75-09-2	Methylene chloride	5.	ND	U
156-60-5	Trans-1,2-dichloroethene	5.	ND	U
75-34-3	1,1-Dichloroethane	5.	ND	U
156-59-2	Cis-1,2-dichloroethene	5.	ND	U
78-93-3	2-Butanone	20.	ND	U
67-66-3	Chloroform	5.	ND	U
71-55-6	1,1,1-Trichloroethane	5.	ND	U
56-23-5	Carbon tetrachloride	5.	ND	U
108-05-4	Vinyl acetate	10.	ND	U
71-43-2	Benzene	5.	ND	U
107-06-2	1,2-Dichloroethane	5.	160.	U
79-01-6	Trichloroethene	5.	ND	U
78-87-5	1,2-Dichloropropane	5.	ND	U
75-27-4	Bromodichloromethane	5.	ND	U
110-75-8	2-Chloroethylvinyl ether	5.	ND	U
10061-01-5	Cis-1,3-dichloropropene	5.	ND	U
108-10-1	4-Methyl-2-pentanone	10.	ND	U
108-88-3	Toluene	5.	ND	U
10061-02-6	Trans-1,3-dichloropropene	5.	ND	U
79-00-5	1,1,2-Trichloroethane	5.	ND	U
127-18-4	Tetrachloroethene	5.	ND	U
591-78-6	2-Hexanone	10.	ND	U
124-48-1	Dibromochloromethane	5.	ND	U
108-90-7	Chlorobenzene	5.	ND	U
100-41-4	Ethylbenzene	5.	ND	U
1330-20-7	Xylene (Total)	5.	ND	U
100-42-5	Styrene	5.	ND	U
75-25-2	Bromoform	5.	ND	U
79-34-5	1,1,2,2-Tetrachloroethane	5.	ND	U
541-73-1	1,3-Dichlorobenzene	5.	ND	U
106-46-7	1,4-Dichlorobenzene	5.	ND	U
95-50-1	1,2-Dichlorobenzene	5.	ND	U

ORGANIC ANALYSIS DATA SHEET -- EPA METHOD 624/8240  
 ANAMETRIX, INC. (408)432-8192

Project ID : 1563.06  
 Sample ID : LF-B2  
 Matrix : WATER  
 Date Sampled : 12/16/91  
 Date Analyzed : 12/24/91  
 Instrument ID : MSD1

Anamatrix ID : 9112190-05  
 Analyst : DP  
 Supervisor : WH  
 Dilution Factor : 1.00  
 Conc. Units : ug/L

CAS No.	COMPOUND NAME	REPORTING LIMIT	AMOUNT DETECTED	Q
74-87-3	Chloromethane	10.	ND	U
75-01-4	Vinyl chloride	10.	ND	U
74-83-9	Bromomethane	10.	ND	U
75-00-3	Chloroethane	10.	ND	U
75-69-4	Trichlorofluoromethane	5.	ND	U
75-35-4	1,1-Dichloroethene	5.	ND	U
76-13-1	Trichlorotrifluoroethane	5.	ND	U
67-64-1	Acetone	20.	ND	U
75-15-0	Carbon disulfide	5.	ND	U
75-09-2	Methylene chloride	5.	ND	U
156-60-5	Trans-1,2-dichloroethene	5.	ND	U
75-34-3	1,1-Dichloroethane	5.	ND	U
156-59-2	Cis-1,2-dichloroethene	5.	ND	U
78-93-3	2-Butanone	20.	ND	U
67-66-3	Chloroform	5.	ND	U
71-55-6	1,1,1-Trichloroethane	5.	ND	U
56-23-5	Carbon tetrachloride	5.	ND	U
108-05-4	Vinyl acetate	10.	ND	U
71-43-2	Benzene	5.	ND	U
107-06-2	1,2-Dichloroethane	5.	ND	U
79-01-6	Trichloroethene	5.	ND	U
78-87-5	1,2-Dichloropropane	5.	ND	U
75-27-4	Bromodichloromethane	5.	ND	U
110-75-8	2-Chloroethylvinyl ether	5.	ND	U
10061-01-5	Cis-1,3-dichloropropene	5.	ND	U
108-10-1	4-Methyl-2-pentanone	10.	ND	U
108-88-3	Toluene	5.	ND	U
10061-02-6	Trans-1,3-dichloropropene	5.	ND	U
79-00-5	1,1,2-Trichloroethane	5.	ND	U
127-18-4	Tetrachloroethene	5.	ND	U
591-78-6	2-Hexanone	10.	ND	U
124-48-1	Dibromochloromethane	5.	ND	U
108-90-7	Chlorobenzene	5.	ND	U
100-41-4	Ethylbenzene	5.	ND	U
1330-20-7	Xylene (Total)	5.	ND	U
100-42-5	Styrene	5.	ND	U
75-25-2	Bromoform	5.	ND	U
79-34-5	1,1,2,2-Tetrachloroethane	5.	ND	U
541-73-1	1,3-Dichlorobenzene	5.	ND	U
106-46-7	1,4-Dichlorobenzene	5.	ND	U
95-50-1	1,2-Dichlorobenzene	5.	ND	U

ORGANIC ANALYSIS DATA SHEET -- EPA METHOD 624/8240  
 ANAMETRIX, INC. (408)432-8192

Project ID : 1563.06  
 Sample ID : LF-B3  
 Matrix : WATER  
 Date Sampled : 12/16/91  
 Date Analyzed : 12/27/91  
 Instrument ID : MSD1

Anamatrix ID : 9112190-06  
 Analyst : SP  
 Supervisor : M  
 Dilution Factor : 1.00  
 Conc. Units : ug/L

CAS No.	COMPOUND NAME	REPORTING LIMIT	AMOUNT DETECTED	Q
74-87-3	Chloromethane	10.	ND	U
75-01-4	Vinyl chloride	10.	ND	U
74-83-9	Bromomethane	10.	ND	U
75-00-3	Chloroethane	10.	ND	U
75-69-4	Trichlorofluoromethane	5.	ND	U
75-35-4	1,1-Dichloroethene	5.	ND	U
76-13-1	Trichlorotrifluoroethane	5.	ND	U
67-64-1	Acetone	20.	26.	U
75-15-0	Carbon disulfide	5.	ND	U
75-09-2	Methylene chloride	5.	ND	U
156-60-5	Trans-1,2-dichloroethene	5.	ND	U
75-34-3	1,1-Dichloroethane	5.	ND	U
156-59-2	Cis-1,2-dichloroethene	5.	ND	U
78-93-3	2-Butanone	20.	ND	U
67-66-3	Chloroform	5.	ND	U
71-55-6	1,1,1-Trichloroethane	5.	ND	U
56-23-5	Carbon tetrachloride	5.	ND	U
108-05-4	Vinyl acetate	10.	ND	U
71-43-2	Benzene	5.	ND	U
107-06-2	1,2-Dichloroethane	5.	87.	U
79-01-6	Trichloroethene	5.	ND	U
78-87-5	1,2-Dichloropropane	5.	ND	U
75-27-4	Bromodichloromethane	5.	ND	U
110-75-8	2-Chloroethylvinyl ether	5.	ND	U
10061-01-5	Cis-1,3-dichloropropene	5.	ND	U
108-10-1	4-Methyl-2-pentanone	10.	ND	U
108-88-3	Toluene	5.	ND	U
10061-02-6	Trans-1,3-dichloropropene	5.	ND	U
79-00-5	1,1,2-Trichloroethane	5.	ND	U
127-18-4	Tetrachloroethene	5.	ND	U
591-78-6	2-Hexanone	10.	ND	U
124-48-1	Dibromochloromethane	5.	ND	U
108-90-7	Chlorobenzene	5.	ND	U
100-41-4	Ethylbenzene	5.	ND	U
1330-20-7	Xylene (Total)	5.	ND	U
100-42-5	Styrene	5.	ND	U
75-25-2	Bromoform	5.	ND	U
79-34-5	1,1,2,2-Tetrachloroethane	5.	ND	U
541-73-1	1,3-Dichlorobenzene	5.	ND	U
106-46-7	1,4-Dichlorobenzene	5.	ND	U
95-50-1	1,2-Dichlorobenzene	5.	ND	U

ORGANIC ANALYSIS DATA SHEET -- EPA METHOD 624/8240  
 ANAMETRIX, INC. (408)432-8192

Project ID :  
 Sample ID : BLANK  
 Matrix : WATER  
 Date Sampled : 0/ 0/ 0  
 Date Analyzed : 12/23/91  
 Instrument ID : MSD1

Anamatrix ID : 1223B001  
 Analyst : DP  
 Supervisor : M  
 Dilution Factor : 1.00  
 Conc. Units : ug/L

CAS No.	COMPOUND NAME	REPORTING LIMIT	AMOUNT DETECTED	Q
74-87-3	Chloromethane	10.	ND	U
75-01-4	Vinyl chloride	10.	ND	U
74-83-9	Bromomethane	10.	ND	U
75-00-3	Chloroethane	10.	ND	U
75-69-4	Trichlorofluoromethane	5.	ND	U
75-35-4	1,1-Dichloroethene	5.	ND	U
76-13-1	Trichlorotrifluoroethane	5.	ND	U
67-64-1	Acetone	20.	ND	U
75-15-0	Carbon disulfide	5.	ND	U
75-09-2	Methylene chloride	5.	ND	U
156-60-5	Trans-1,2-dichloroethene	5.	ND	U
75-34-3	1,1-Dichloroethane	5.	ND	U
156-59-2	Cis-1,2-dichloroethene	5.	ND	U
78-93-3	2-Butanone	20.	ND	U
67-66-3	Chloroform	5.	ND	U
71-55-6	1,1,1-Trichloroethane	5.	ND	U
56-23-5	Carbon tetrachloride	5.	ND	U
108-05-4	Vinyl acetate	10.	ND	U
71-43-2	Benzene	5.	ND	U
107-06-2	1,2-Dichloroethane	5.	ND	U
79-01-6	Trichloroethene	5.	ND	U
78-87-5	1,2-Dichloropropane	5.	ND	U
75-27-4	Bromodichloromethane	5.	ND	U
110-75-8	2-Chloroethylvinyl ether	5.	ND	U
10061-01-5	Cis-1,3-dichloropropene	5.	ND	U
108-10-1	4-Methyl-2-pentanone	10.	ND	U
108-88-3	Toluene	5.	ND	U
10061-02-6	Trans-1,3-dichloropropene	5.	ND	U
79-00-5	1,1,2-Trichloroethane	5.	ND	U
127-18-4	Tetrachloroethene	5.	ND	U
591-78-6	2-Hexanone	10.	ND	U
124-48-1	Dibromochloromethane	5.	ND	U
108-90-7	Chlorobenzene	5.	ND	U
100-41-4	Ethylbenzene	5.	ND	U
1330-20-7	Xylene (Total)	5.	ND	U
100-42-5	Styrene	5.	ND	U
75-25-2	Bromoform	5.	ND	U
79-34-5	1,1,2,2-Tetrachloroethane	5.	ND	U
541-73-1	1,3-Dichlorobenzene	5.	ND	U
106-46-7	1,4-Dichlorobenzene	5.	ND	U
95-50-1	1,2-Dichlorobenzene	5.	ND	U

ORGANIC ANALYSIS DATA SHEET -- EPA METHOD 624/8240  
 ANAMETRIX, INC. (408)432-8192

Project ID :  
 Sample ID : BLANK  
 Matrix : WATER  
 Date Sampled : 0/ 0/ 0  
 Date Analyzed : 12/23/91  
 Instrument ID : MSD1

Anamatrix ID : 1223B005  
 Analyst : DP  
 Supervisor : M  
 Dilution Factor : 1.00  
 Conc. Units : ug/L

CAS No.	COMPOUND NAME	REPORTING LIMIT	AMOUNT DETECTED	Q
74-87-3	Chloromethane	10.	ND	U
75-01-4	Vinyl chloride	10.	ND	U
74-83-9	Bromomethane	10.	ND	U
75-00-3	Chloroethane	10.	ND	U
75-69-4	Trichlorofluoromethane	5.	ND	U
75-35-4	1,1-Dichloroethene	5.	ND	U
76-13-1	Trichlorotrifluoroethane	5.	ND	U
67-64-1	Acetone	20.	ND	U
75-15-0	Carbon disulfide	5.	ND	U
75-09-2	Methylene chloride	5.	ND	U
156-60-5	Trans-1,2-dichloroethene	5.	ND	U
75-34-3	1,1-Dichloroethane	5.	ND	U
156-59-2	Cis-1,2-dichloroethene	5.	ND	U
78-93-3	2-Butanone	20.	ND	U
67-66-3	Chloroform	5.	ND	U
71-55-6	1,1,1-Trichloroethane	5.	ND	U
56-23-5	Carbon tetrachloride	5.	ND	U
108-05-4	Vinyl acetate	10.	ND	U
71-43-2	Benzene	5.	ND	U
107-06-2	1,2-Dichloroethane	5.	ND	U
79-01-6	Trichloroethene	5.	ND	U
78-87-5	1,2-Dichloropropane	5.	ND	U
75-27-4	Bromodichloromethane	5.	ND	U
110-75-8	2-Chloroethylvinyl ether	5.	ND	U
10061-01-5	Cis-1,3-dichloropropene	5.	ND	U
108-10-1	4-Methyl-2-pentanone	10.	ND	U
108-88-3	Toluene	5.	ND	U
10061-02-6	Trans-1,3-dichloropropene	5.	ND	U
79-00-5	1,1,2-Trichloroethane	5.	ND	U
127-18-4	Tetrachloroethene	5.	ND	U
591-78-6	2-Hexanone	10.	ND	U
124-48-1	Dibromochloromethane	5.	ND	U
108-90-7	Chlorobenzene	5.	ND	U
100-41-4	Ethylbenzene	5.	ND	U
1330-20-7	Xylene (Total)	5.	ND	U
100-42-5	Styrene	5.	ND	U
75-25-2	Bromoform	5.	ND	U
79-34-5	1,1,2,2-Tetrachloroethane	5.	ND	U
541-73-1	1,3-Dichlorobenzene	5.	ND	U
106-46-7	1,4-Dichlorobenzene	5.	ND	U
95-50-1	1,2-Dichlorobenzene	5.	ND	U



ORGANIC ANALYSIS DATA SHEET -- EPA METHOD 624/8240  
ANAMETRIX, INC. (408)432-8192

Project ID :  
Sample ID : BLANK  
Matrix : WATER  
Date Sampled : 0/ 0/ 0  
Date Analyzed : 12/27/91  
Instrument ID : MSD1

Anamatrix ID : 1227B001  
Analyst : of  
Supervisor : W  
Dilution Factor : 1.00  
Conc. Units : ug/L

CAS No.	COMPOUND NAME	REPORTING LIMIT	AMOUNT DETECTED	Q
74-87-3	Chloromethane	10.	ND	U
75-01-4	Vinyl chloride	10.	ND	U
74-83-9	Bromomethane	10.	ND	U
75-00-3	Chloroethane	10.	ND	U
75-69-4	Trichlorofluoromethane	5.	ND	U
75-35-4	1,1-Dichloroethene	5.	ND	U
76-13-1	Trichlorotrifluoroethane	5.	ND	U
67-64-1	Acetone	20.	ND	U
75-15-0	Carbon disulfide	5.	ND	U
75-09-2	Methylene chloride	5.	ND	U
156-60-5	Trans-1,2-dichloroethene	5.	ND	U
75-34-3	1,1-Dichloroethane	5.	ND	U
156-59-2	Cis-1,2-dichloroethene	5.	ND	U
78-93-3	2-Butanone	20.	ND	U
67-66-3	Chloroform	5.	ND	U
71-55-6	1,1,1-Trichloroethane	5.	ND	U
56-23-5	Carbon tetrachloride	5.	ND	U
108-05-4	Vinyl acetate	10.	ND	U
71-43-2	Benzene	5.	ND	U
107-06-2	1,2-Dichloroethane	5.	ND	U
79-01-6	Trichloroethene	5.	ND	U
78-87-5	1,2-Dichloropropane	5.	ND	U
75-27-4	Bromodichloromethane	5.	ND	U
110-75-8	2-Chloroethylvinyl ether	5.	ND	U
10061-01-5	Cis-1,3-dichloropropene	5.	ND	U
108-10-1	4-Methyl-2-pentanone	10.	ND	U
108-88-3	Toluene	5.	ND	U
10061-02-6	Trans-1,3-dichloropropene	5.	ND	U
79-00-5	1,1,2-Trichloroethane	5.	ND	U
127-18-4	Tetrachloroethene	5.	ND	U
591-78-6	2-Hexanone	10.	ND	U
124-48-1	Dibromochloromethane	5.	ND	U
108-90-7	Chlorobenzene	5.	ND	U
100-41-4	Ethylbenzene	5.	ND	U
1330-20-7	Xylene (Total)	5.	ND	U
100-42-5	Styrene	5.	ND	U
75-25-2	Bromoform	5.	ND	U
79-34-5	1,1,2,2-Tetrachloroethane	5.	ND	U
541-73-1	1,3-Dichlorobenzene	5.	ND	U
106-46-7	1,4-Dichlorobenzene	5.	ND	U
95-50-1	1,2-Dichlorobenzene	5.	ND	U

SURROGATE RECOVERY SUMMARY -- EPA METHOD 624/8240  
ANAMETRIX, INC. (408)432-8192

Project ID : 1563.06  
Matrix : LIQUID

Anamatrix ID : 9112190  
Analyst : *DF*  
Supervisor : *M*

	SAMPLE ID	SU1	SU2	SU3	TOTAL OUT
1	BLANK	99	98	103	0
2	LF-12	97	98	104	0
3	LF-13	101	98	103	0
4					
5					
6					
7					
8					
9					
10					
11					
12					
13					
14					
15					
16					
17					
18					
19					
20					
21					
22					
23					
24					
25					
26					
27					
28					
29					
30					

QC LIMITS

SU1 = 1,2-Dichloroethane-d4 (75-113)  
 SU2 = Toluene-d8 (83-110)  
 SU3 = 1,4-Bromofluorobenzene (82-114)

\* Values outside of Anamatrix QC limits

SURROGATE RECOVERY SUMMARY -- EPA METHOD 624/8240  
ANAMETRIX, INC. (408)432-8192

Project ID : 1563.06  
Matrix : LIQUID

Anamatrix ID : 9112190  
Analyst : DP  
Supervisor : M

	SAMPLE ID	SU1	SU2	SU3	TOTAL OUT
1	BLANK	98	93	103	0
2	LF-B1	95	94	102	0
3	LF-B2	97	95	102	0
4					
5					
6					
7					
8					
9					
10					
11					
12					
13					
14					
15					
16					
17					
18					
19					
20					
21					
22					
23					
24					
25					
26					
27					
28					
29					
30					

QC LIMITS  
-----

SU1 = 1,2-Dichloroethane-d4 (75-113)  
 SU2 = Toluene-d8 (83-110)  
 SU3 = 1,4-Bromofluorobenzene (82-114)

\* Values outside of Anamatrix QC limits

SURROGATE RECOVERY SUMMARY -- EPA METHOD 624/8240  
 ANAMETRIX, INC. (408)432-8192

Project ID : 1563.06  
 Matrix : LIQUID

Anamatrix ID : 9112190  
 Analyst : SP  
 Supervisor : JM

	SAMPLE ID	SU1	SU2	SU3	TOTAL OUT
1	BLANK	96	100	104	0
2	LF-B3	98	104	107	0
3	LF-12MS	99	104	101	0
4	LF-12MSD	97	104	103	0
5					
6					
7					
8					
9					
10					
11					
12					
13					
14					
15					
16					
17					
18					
19					
20					
21					
22					
23					
24					
25					
26					
27					
28					
29					
30					

QC LIMITS

SU1 = 1,2-Dichloroethane-d4 (75-113)  
 SU2 = Toluene-d8 (83-110)  
 SU3 = 1,4-Bromofluorobenzene (82-114)

\* Values outside of Anamatrix QC limits

MATRIX SPIKE RECOVERY FORM -- EPA METHOD 624/8240  
 ANAMETRIX, INC. (408)432-8192

Project ID : 1563.06  
 Sample ID : LF-12  
 Matrix : WATER  
 Date Sampled : 12/16/91  
 Date Analyzed : 12/27/91  
 Instrument ID : MSD1

Anamatrix ID : 9112190-02  
 Analyst : *DP*  
 Supervisor : *W*

COMPOUND	SPIKE ADDED (ug/L)	SAMPLE CONCENTRATION (ug/L)	MS CONCENTRATION (ug/L)	MS % REC	%REC LIMITS
1,1-Dichloroethene	50.0	.0	55.2	110	48-148
Trichlorotrifluoroethan	50.0	.0	60.1	120	40-134
Methylene chloride	50.0	.0	50.8	102	64-162
Chloroform	50.0	.0	50.1	100	64-122
1,1,1-Trichloroethane	50.0	.0	49.4	99	54-122
Benzene	50.0	.0	52.7	105	52-136
1,2-Dichloroethane	50.0	.0	47.0	94	68-116
Trichloroethene	50.0	.0	51.9	104	68-124
4-Methyl-2-pentanone	50.0	.0	52.2	104	56-152
Toluene	50.0	.0	51.0	102	66-124
Tetrachloroethene	50.0	.0	49.8	100	62-134
Chlorobenzene	50.0	.0	46.7	93	74-124
1,2-Dichlorobenzene	50.0	.0	58.1	116	74-140

COMPOUND	SPIKE ADDED (ug/L)	MSD CONCENTRATION (ug/L)	MSD % REC	% RPD	RPD LIMITS	%REC LIMITS
1,1-Dichloroethene	50.0	59.7	119	8	25	48-148
Trichlorotrifluoroethan	50.0	66.2	132	10	25	40-134
Methylene chloride	50.0	55.5	111	9	25	64-162
Chloroform	50.0	53.4	107	6	25	64-122
1,1,1-Trichloroethane	50.0	53.8	108	9	25	54-122
Benzene	50.0	59.6	119	12	25	52-136
1,2-Dichloroethane	50.0	54.4	109	15	25	68-116
Trichloroethene	50.0	58.1	116	11	25	68-124
4-Methyl-2-pentanone	50.0	67.7	135	26 *	25	56-152
Toluene	50.0	59.1	118	15	25	66-124
Tetrachloroethene	50.0	58.2	116	16	25	62-134
Chlorobenzene	50.0	56.6	113	19	25	74-124
1,2-Dichlorobenzene	50.0	68.3	137	16	25	74-140

\* Value is outside of Anamatrix QC limits

RPD: 1 out of 13 outside limits  
 Spike Recovery: 0 out of 26 outside limits

REPORT SUMMARY  
ANAMETRIX, INC. (408)432-8192

MR. JOHN DEREAMER  
LEVINE-FRICKE  
1900 POWELL STREET 12TH FLOOR  
EMERYVILLE, CA 94608

Workorder # : 9112190  
Date Received : 12/18/91  
Project ID : 1563.06  
Purchase Order: N/A  
Department : GC  
Sub-Department: TPH

SAMPLE INFORMATION:

ANAMETRIX SAMPLE ID	CLIENT SAMPLE ID	MATRIX	DATE SAMPLED	METHOD
9112190- 2	LF-12	WATER	12/16/91	TPHd
9112190- 3	LF-13	WATER	12/16/91	TPHd
9112190- 4	LF-B1	WATER	12/16/91	TPHd
9112190- 5	LF-B2	WATER	12/16/91	TPHd
9112190- 6	LF-B3	WATER	12/16/91	TPHd

REPORT SUMMARY  
ANAMETRIX, INC. (408)432-8192

MR. JOHN DEREAMER  
LEVINE-FRICKE  
1900 POWELL STREET 12TH FLOOR  
EMERYVILLE, CA 94608

Workorder # : 9112190  
Date Received : 12/18/91  
Project ID : 1563.06  
Purchase Order: N/A  
Department : GC  
Sub-Department: TPH

QA/QC SUMMARY :

- No QA/QC problems encountered for these samples.

*C. Fan* 12.30.91  
Department Supervisor Date

*Lina Shes* 12.30.91  
Chemist Date

ANALYSIS DATA SHEET - TOTAL PETROLEUM HYDROCARBONS AS DIESEL  
ANAMETRIX, INC. (408) 432-8192

Anamatrix W.O.: 9112190  
 Matrix : WATER  
 Date Sampled : 12/16/91  
 Date Extracted: 12/23/91

Project Number : 1563.06  
 Date Released : 12/30/91  
 Instrument I.D.: HP9

Anamatrix I.D.	Client I.D.	Date Analyzed	Reporting Limit (ug/L)	Amount Found (ug/L)
9112190-02	LF-12	12/25/91	50	ND
9112190-03	LF-13	12/25/91	50	ND
9112190-04	LF-B1	12/25/91	50	ND
9112190-05	LF-B2	12/25/91	50	ND
9112190-06	LF-B3	12/25/91	50	ND
DWBL122391	METHOD BLANK	12/25/91	50	ND

Note : Reporting limit is obtained by multiplying the dilution factor times 50ug/L.

ND - Not detected at or above the practical quantitation limit for the method.

TPHd - Total Petroleum Hydrocarbons as diesel is determined by GCFID following sample extraction by EPA Method 3510.

All testing procedures follow California Department of Health Services (Cal-DHS) approved methods.

Lucia Sher      12/30/91  
 Analyst                      Date

C. Fan      12.30.91  
 Supervisor                      Date



TOTAL EXTRACTABLE HYDROCARBON METHOD SPIKE REPORT  
 EPA METHOD 3510 WITH GC/FID  
 ANAMETRIX, INC. (408) 432-8192

Sample I.D. : METHOD SPIKE  
 Matrix : REAGENT WATER  
 Date Sampled : N/A  
 Date Extracted: 12/23/91  
 Date Analyzed : 12/26/91

Anamatrix I.D. : SPK122391  
 Analyst : IS  
 Supervisor : CF  
 Date Released : 12/30/91  
 Instrument I.D.: HP 9

COMPOUND	SPIKE AMT. (ug/L)	MS (ug/L)	%REC MS	MSD (ug/L)	%REC MSD	RPD	%REC LIMITS
Diesel	1250	990	79%	1100	88%	11%	36-150

\* Limits established by Anamatrix, Inc.

REPORT SUMMARY  
ANAMETRIX, INC. (408)432-8192

MR. JOHN DEREAMER  
LEVINE-FRICKE  
1900 POWELL STREET 12TH FLOOR  
EMERYVILLE, CA 94608

Workorder # : 9112190  
Date Received : 12/18/91  
Project ID : 1563.06  
Purchase Order: N/A  
Department : METALS  
Sub-Department: METALS

SAMPLE INFORMATION:

ANAMETRIX SAMPLE ID	CLIENT SAMPLE ID	MATRIX	DATE SAMPLED	METHOD
9112190- 1	TRIP BLANK	WATER	12/16/91	6010
9112190- 2	LF-12	WATER	12/16/91	6010
9112190- 3	LF-13	WATER	12/16/91	6010
9112190- 4	LF-B1	WATER	12/16/91	6010
9112190- 5	LF-B2	WATER	12/16/91	6010
9112190- 6	LF-B3	WATER	12/16/91	6010
9112190- 1	TRIP BLANK	WATER	12/16/91	7060
9112190- 2	LF-12	WATER	12/16/91	7060
9112190- 3	LF-13	WATER	12/16/91	7060
9112190- 4	LF-B1	WATER	12/16/91	7060
9112190- 5	LF-B2	WATER	12/16/91	7060
9112190- 6	LF-B3	WATER	12/16/91	7060
9112190- 1	TRIP BLANK	WATER	12/16/91	7421
9112190- 2	LF-12	WATER	12/16/91	7421
9112190- 3	LF-13	WATER	12/16/91	7421
9112190- 4	LF-B1	WATER	12/16/91	7421
9112190- 5	LF-B2	WATER	12/16/91	7421
9112190- 6	LF-B3	WATER	12/16/91	7421
9112190- 1	TRIP BLANK	WATER	12/16/91	7470
9112190- 2	LF-12	WATER	12/16/91	7470
9112190- 3	LF-13	WATER	12/16/91	7470
9112190- 4	LF-B1	WATER	12/16/91	7470
9112190- 5	LF-B2	WATER	12/16/91	7470

REPORT SUMMARY  
ANAMETRIX, INC. (408)432-8192

MR. JOHN DEREAMER  
LEVINE-FRICKE  
1900 POWELL STREET 12TH FLOOR  
EMERYVILLE, CA 94608

Workorder # : 9112190  
Date Received : 12/18/91  
Project ID : 1563.06  
Purchase Order: N/A  
Department : METALS  
Sub-Department: METALS

SAMPLE INFORMATION:

ANAMETRIX SAMPLE ID	CLIENT SAMPLE ID	MATRIX	DATE SAMPLED	METHOD
9112190- 6	LF-B3	WATER	12/16/91	7470
9112190- 1	TRIP BLANK	WATER	12/16/91	7521
9112190- 2	LF-12	WATER	12/16/91	7521
9112190- 3	LF-13	WATER	12/16/91	7521
9112190- 4	LF-B1	WATER	12/16/91	7521
9112190- 5	LF-B2	WATER	12/16/91	7521
9112190- 6	LF-B3	WATER	12/16/91	7521
9112190- 1	TRIP BLANK	WATER	12/16/91	7740
9112190- 2	LF-12	WATER	12/16/91	7740
9112190- 3	LF-13	WATER	12/16/91	7740
9112190- 4	LF-B1	WATER	12/16/91	7740
9112190- 5	LF-B2	WATER	12/16/91	7740
9112190- 6	LF-B3	WATER	12/16/91	7740
9112190- 1	TRIP BLANK	WATER	12/16/91	7761
9112190- 2	LF-12	WATER	12/16/91	7761
9112190- 3	LF-13	WATER	12/16/91	7761
9112190- 4	LF-B1	WATER	12/16/91	7761
9112190- 5	LF-B2	WATER	12/16/91	7761
9112190- 6	LF-B3	WATER	12/16/91	7761

REPORT SUMMARY  
ANAMETRIX, INC. (408)432-8192

MR. JOHN DEREAMER  
LEVINE-FRICKE  
1900 POWELL STREET 12TH FLOOR  
EMERYVILLE, CA 94608

Workorder # : 9112190  
Date Received : 12/18/91  
Project ID : 1563.06  
Purchase Order: N/A  
Department : METALS  
Sub-Department: METALS

SAMPLE INFORMATION:

ANAMETRIX SAMPLE ID	CLIENT SAMPLE ID	MATRIX	DATE SAMPLED	METHOD
9112190- 1	TRIP BLANK	WATER	12/16/91	6010
9112190- 2	LF-12	WATER	12/16/91	6010
9112190- 3	LF-13	WATER	12/16/91	6010
9112190- 4	LF-B1	WATER	12/16/91	6010
9112190- 5	LF-B2	WATER	12/16/91	6010
9112190- 6	LF-B3	WATER	12/16/91	6010
9112190- 1	TRIP BLANK	WATER	12/16/91	7060
9112190- 2	LF-12	WATER	12/16/91	7060
9112190- 3	LF-13	WATER	12/16/91	7060
9112190- 4	LF-B1	WATER	12/16/91	7060
9112190- 5	LF-B2	WATER	12/16/91	7060
9112190- 6	LF-B3	WATER	12/16/91	7060
9112190- 1	TRIP BLANK	WATER	12/16/91	7421
9112190- 2	LF-12	WATER	12/16/91	7421
9112190- 3	LF-13	WATER	12/16/91	7421
9112190- 4	LF-B1	WATER	12/16/91	7421
9112190- 5	LF-B2	WATER	12/16/91	7421
9112190- 6	LF-B3	WATER	12/16/91	7421
9112190- 1	TRIP BLANK	WATER	12/16/91	7470
9112190- 2	LF-12	WATER	12/16/91	7470
9112190- 3	LF-13	WATER	12/16/91	7470
9112190- 4	LF-B1	WATER	12/16/91	7470
9112190- 5	LF-B2	WATER	12/16/91	7470

REPORT SUMMARY  
ANAMETRIX, INC. (408)432-8192

MR. JOHN DEREAMER  
LEVINE-FRICKE  
1900 POWELL STREET 12TH FLOOR  
EMERYVILLE, CA 94608

Workorder # : 9112190  
Date Received : 12/18/91  
Project ID : 1563.06  
Purchase Order: N/A  
Department : METALS  
Sub-Department: METALS

SAMPLE INFORMATION:

ANAMETRIX SAMPLE ID	CLIENT SAMPLE ID	MATRIX	DATE SAMPLED	METHOD
9112190- 6	LF-B3	WATER	12/16/91	7470
9112190- 1	TRIP BLANK	WATER	12/16/91	7521
9112190- 2	LF-12	WATER	12/16/91	7521
9112190- 3	LF-13	WATER	12/16/91	7521
9112190- 4	LF-B1	WATER	12/16/91	7521
9112190- 5	LF-B2	WATER	12/16/91	7521
9112190- 6	LF-B3	WATER	12/16/91	7521
9112190- 1	TRIP BLANK	WATER	12/16/91	7740
9112190- 2	LF-12	WATER	12/16/91	7740
9112190- 3	LF-13	WATER	12/16/91	7740
9112190- 4	LF-B1	WATER	12/16/91	7740
9112190- 5	LF-B2	WATER	12/16/91	7740
9112190- 6	LF-B3	WATER	12/16/91	7740
9112190- 1	TRIP BLANK	WATER	12/16/91	7761
9112190- 2	LF-12	WATER	12/16/91	7761
9112190- 3	LF-13	WATER	12/16/91	7761
9112190- 4	LF-B1	WATER	12/16/91	7761
9112190- 5	LF-B2	WATER	12/16/91	7761
9112190- 6	LF-B3	WATER	12/16/91	7761

REPORT SUMMARY  
ANAMETRIX, INC. (408)432-8192

MR. JOHN DEREAMER  
LEVINE-FRICKE  
1900 POWELL STREET 12TH FLOOR  
EMERYVILLE, CA 94608

Workorder # : 9112190  
Date Received : 12/18/91  
Project ID : 1563.06  
Purchase Order: N/A  
Department : METALS  
Sub-Department: METALS

QA/QC SUMMARY :

- Spike recoveries for silver by EPA Method 7761 were outside of Anamatrix control limits, which is a common limitation of the preparation method for graphite furnace atomic absorption. Silver was also not detected by EPA method 6010, which has a reporting limit of 10 ug/L and a detection limit of 3 ug/L.

Paul Pilon 12/31/91  
Department Supervisor Date

Michael A. (H) [Signature] 12/31/91  
Chemist Date

**ANALYSIS DATA SHEET - INDIVIDUAL METALS  
ANAMETRIX, INC. - (408) 432-8192**

Anametrix W.O.: 9112190  
 Matrix : WATER  
 Date Sampled : 12/16/91  
 Project Number: 1563.06

Date Prepared : 12/26/91  
 Date Analyzed : 12/27/91  
 Date Released : 12/31/91  
 Instrument I.D.: AA1/AA2/ICP1

ELEMENTS	EPA Method#	Reporting Limit (ug/L)	Sample	Sample	Sample	Sample	Sample
			I.D.# TRIP BLANK	I.D.# LF-12	I.D.# LF-13	I.D.# LF-B1	I.D.# LF-B2
			-01	-02	-03	-04	-05
Silver (Ag)	7761	1.0	ND	ND	ND	ND	ND
Arsenic (As)	7060	10.0	ND	ND	ND	ND	ND
Cadmium (Cd)	6010	5.0	ND	ND	ND	ND	ND
Total Cr	6010	10.0	ND	ND	ND	ND	ND
Copper (Cu)	6010	25.0	ND	ND	ND	ND	ND
Mercury (Hg)	7470	0.68	ND	ND	ND	ND	ND
Nickel (Ni)	7521	5.0	ND	ND	ND	ND	ND
Lead (Pb)	7421	3.0	ND	ND	ND	ND	ND
Selenium (Se)	7740	5.0	ND	ND	ND	ND	ND
Zinc (Zn)	6010	20.0	ND	23.8	ND	ND	ND

ND : Not detected at or above the practical quantitation limit for the method.

All Metals by EPA Method 6010/7000, Test Methods for Evaluating Solid Waste, SW-846 3rd Edition November 1986.

Paul John 12-31-91  
 Supervisor Date

Michael A. Hill 12/31/91  
 Chemist Date

ANALYSIS DATA SHEET - INDIVIDUAL METALS  
ANAMETRIX, INC. - (408) 432-8192

Anametrix W.O.: 9112190  
Matrix : WATER  
Date Sampled : 12/17/91  
Project Number: 1563.06

Date Prepared : 12/26/91  
Date Analyzed : 12/27/91  
Date Released : 12/31/91  
Instrument I.D.: AA1/AA2/ICP1

ELEMENTS	EPA Method#	Reporting Limit (ug/L)	Sample I.D.# LF-B3	Sample I.D.# BLANK
			-06	MB1226W
Silver (Ag)	7761	1.0	ND	ND
Arsenic (As)	7060	10.0	ND	ND
Cadmium (Cd)	6010	5.0	ND	ND
Total Cr	6010	10.0	ND	ND
Copper (Cu)	6010	25.0	ND	ND
Mercury (Hg)	7470	0.68	ND	ND
Nickel (Ni)	7521	5.0	16.0	ND
Lead (Pb)	7421	3.0	ND	ND
Selenium (Se)	7740	5.0	ND	ND
Zinc (Zn)	6010	20.0	ND	ND

ND : Not detected at or above the practical quantitation limit for the method.

All Metals by EPA Method 6010/7000, Test Methods for Evaluating Solid Waste, SW-846 3rd Edition November 1986.

Paul Johnson 12-31-91  
Supervisor Date

Michael A. Hill 12/31/91  
Chemist Date



ANAMETRIX, INC.  
 1961 CONCOURSE DRIVE, SUITE E  
 SAN JOSE, CA 95131, (408) 432-8192

-----  
 INDIVIDUAL METALS MATRIX SPIKE REPORT  
 -----

Spike I.D. : 9112190-04MS,MD  
 Date Prepared: 12/26/91  
 Date Analyzed: 12/27/91  
 Assoc. WO # : 9112190

Inst. ID: AA1/AA2/ICP1  
 Date : 12/31/91  
 Matrix : WATER  
 Units : ug/L

ELEMENTS	METHOD	SPIKE AMOUNT	SAMPLE CONC.*	M.S. CONC.	% REC.	M.S.D. CONC.	% REC.	R P D
Ag	7761	1000	0.0	44.0	4.4	39.0	3.9	12.0
As	7060	2000	0.0	2160	108	2190	110	1.4
Cd	6010	50.0	0.0	50.4	101	49.5	99.0	1.8
Ttl Cr	6010	200	0.0	222	111	218	109	1.8
Cu	6010	250	0.0	290	116	284	114	2.1
Hg	7470	1.36	0.0	1.23	90.3	1.10	80.9	11.0
Ni	7521	500	0.0	541	108	545	109	0.7
Pb	7421	500	6.1	558	110	592	117	6.0
Se	7740	2000	0.0	2120	106	2060	103	2.9
Zn	6010	500	0.0	519	104	514	103	1.0

COMMENT: Quality control limits for percent recovery are 75-125% and 25% for RPD.

\* : Sample concentration of 0.0 indicates that the analyte in the sample was below detection limit for the method. 0.0 is entered for calculations of the percent recovery and RPD only.

William Nguyen 12/31/91  
 Supervisor Date

Michael A. Hobbs 12/31/91  
 Chemist Date

CHAIN OF CUSTODY / ANALYSES REQUEST FORM

15 103 2000 9112190

Project No.: 1563.06	Field Logbook No.:	Date: 12/17/91	Serial No.: 7544
Project Name: Sherwin Williams	Project Location: Emeryville		

SAMPLER (Signature): <i>Tom Tucker</i>						ANALYSES						SAMPLERS: KAG, TLL		
SAMPLE NO.	DATE	TIME	LAB SAMPLE NO.	NO. OF CONTAINERS	SAMPLE TYPE	EPA 601	EPA 624	EPA 8240	TPH (diesel)	Benz Pks	PAHs	HOLD	RUSH	REMARKS
1 TRIP BLANK	12/16	0800		1	H <sub>2</sub> O					X				
2 LF-12		1135		6	↓		X	X	X					* Normal Turnover Time
3 LF-13		1205		6	↓		X	X	X					
4 LF-B1		1340		6	↓		X	X	X					
5 LF-B2		1415		6	↓		X	X	X					
6 LF-B3	↓	1445		6	↓		X	X	X					← Sample label: LF-3B No bubbles, cold Results to John DeLorenzo

RELINQUISHED BY: (Signature) <i>Matthew Cloud</i>	DATE: 12/18/91	TIME: 1355	RECEIVED BY: (Signature) <i>Benny S. Carrizosa</i>	DATE: 12/18/91	TIME: 1355
RELINQUISHED BY: (Signature) <i>Benny S. Carrizosa</i>	DATE: 12/18/91	TIME: 1655	RECEIVED BY: (Signature) <i>Tom Tucker</i>	DATE: 12/18/91	TIME: 1655
RELINQUISHED BY: (Signature)	DATE	TIME	RECEIVED BY: (Signature)	DATE	TIME
METHOD OF SHIPMENT:	DATE	TIME	LAB COMMENTS:		
Sample Collector: LEVINE-FRICKE 1900 Powell Street, 12th Floor Emeryville, Ca 94608 (415) 652-4500			Analytical Laboratory: <i>Anamatrix</i>		

**APPENDIX C**

**QUALITY ASSURANCE/QUALITY CONTROL (QA/QC) REVIEW OF  
GROUND-WATER QUALITY RESULTS**

APPENDIX C

QUALITY ASSURANCE/QUALITY CONTROL (QA/QC) REVIEW OF  
GROUND-WATER QUALITY RESULTS

Water-quality analyses were performed by Anamatrix Laboratory of San Jose, California, using EPA Method 8240 (VOCs), TPHd using EPA Extraction Method 3510, and EPA 200/6000/7000 Series Methods (Basin Plan metals). A duplicate sample for analysis with the three methods was collected from well LF-10. A bailer rinsate blank was prepared in the field by pouring nitrogen-purged deionized water into sampling bailers before sampling well LF-9. This bailer rinsate sample was analyzed using EPA Method 8240. Two laboratory prepared trip blanks were prepared and sent to the field in the same batch of containers used for ground-water sample shipment. These trip blanks were submitted to the laboratory and analyzed for Basin Plan metals and/or arsenic.

Data precision of analytical results for duplicate samples is assessed by the relative percent difference (RPD) parameter, which is defined as the absolute value of the difference between two values divided by their arithmetic mean. Results close to the analytical detection limit are generally subject to variability, and as such, the RPD may not be an appropriate parameter to evaluate in those cases. RPD values of the duplicate sample for metal analyses indicated generally good data precision (RPD = 24.7 percent). The duplicate samples analyzed for TPHd had an RPD of 35.8 percent (see Table C-1). The duplicate samples analyzed for VOCs using EPA Method 8240 had ND results for all analyzed compounds; consequently, an RPD was not calculated for VOC results.

None of the field or trip blanks were found to contain any of the target compounds above laboratory detection limits.

TABLE C-1  
 QUALITY CONTROL DATA FOR CHEMICAL ANALYSES  
 DATA PRECISION AS RELATIVE PERCENT DIFFERENCE (RPD) OF DUPLICATE SAMPLE ANALYSES  
 AND COMPOUNDS DETECTED IN FIELD BLANKS  
 [All concentrations expressed in parts per million (ppm)]

Well No.	Date	Lab	Lab I.D. No.	Acetone	MEK	Toluene	Total Xylenes	1,2-DCA	Ethyl-benzene	Phenol	TPHd	Arsenic	Zinc	Lead	Cadmium
LF-10	18-Dec-91	ANA	9112189-05	ND	ND	ND	ND	ND	ND	ND	0.990	0.704	ND	ND	ND
	18-Dec-91	ANA	9112189-04	ND	ND	ND	ND	ND	ND	ND	0.570	0.549	ND	ND	ND
RPD(%)				NA	NA	NA	NA	NA	NA	NA	53.8	24.7	NA	NA	NA
BAILER BLANKS															
LF-9-BR	18-Dec-91	ANA	9112189-03	ND	ND	ND	ND	ND	ND	ND	NA	NA	NA	NA	NA
TRIP BLANKS															
T-B	17-Dec-91	ANA	9112188-01	NA	NA	NA	NA	NA	NA	NA	NA	ND	ND	ND	ND
"Field Blank"	18-Dec-91	ANA	9112189-01	NA	NA	NA	NA	NA	NA	NA	NA	ND	ND	ND	ND

Explanation of Symbols and Abbreviations Used in Table C-1:  
 ANA = Anamatrix  
 NA = Not Analyzed  
 ND = Not Detected  
 RPD = Relative Percent Difference, defined as the difference between two values divided by their arithmetic mean

Analytical Laboratory: Anamatrix of San Jose

**APPENDIX D**

**LABORATORY CERTIFICATE FOR FINGERPRINT CHARACTERIZATION**

APPENDIX D

LABORATORY CERTIFICATE FOR FINGERPRINT CHARACTERIZATION

This section presents the results of sampling and laboratory analyses for fingerprint characterization of the free-floating product on the ground-water surface in well LF-2. The sample was collected and analyzed to identify the free-floating product found in well LF-2.

The laboratory report of the fingerprint characterization analysis of the sample collected from well LF-2 is attached.

Laboratory analysis results indicated the product was similar to mineral spirits or ligroins. The product was compared to a sample of Texanol, an ester alcohol compound, which was spilled in the vicinity of well LF-2 in March 1990. The results indicate the product that is collecting in well LF-2 is not from the Texanol spill, but is from some other source(s).

FRIEDMAN & BRUYA, INC.

ENVIRONMENTAL CHEMISTS

Andrew John Friedman  
James E. Bruya, Ph.D.  
(206) 285-8282

3008-B 16th Avenue West  
Seattle, WA 98119  
FAX: (206) 283-5044

December 24, 1991

John De Reamer, Project Leader  
Levine-Fricke, Inc.  
1900 Powell, 12<sup>th</sup> Floor  
Emeryville, CA 94608

Dear Mr. Reamer:

Enclosed are the results of the analyses of the sample submitted on December 19, 1991 from Project 1563.06 Sherwin-Williams.

We appreciate this opportunity to be of service to you on this project. If you have any questions regarding this material, or if you just want to discuss any aspect of your projects, please do not hesitate to contact me.


Sincerely,



Lisa A. Bentley, Chemist

LAB/dp

Enclosures





FRIEDMAN & BRUYA, INC.

ENVIRONMENTAL CHEMISTS

Date of Report: December 24, 1991  
Date Submitted: December 19, 1991  
Project: 1563.06 Sherwin-Williams

RESULTS OF ANALYSES OF THE PRODUCT SAMPLE  
FOR FINGERPRINT CHARACTERIZATION  
BY CAPILLARY GAS CHROMATOGRAPHY  
USING FLAME IONIZATION DETECTION (FID)  
AND ELECTRON CAPTURE DETECTION (ECD)

Sample #

GC Characterization

LF-2

The gas chromatographic trace showed the presence of low boiling compounds, such as those found in mineral spirits or ligroins. This characterization is based on the presence of two relatively smooth envelopes of peaks, the first present from ca  $n-C_5$  to  $n-C_9$  with a maximum near  $n-C_7$ , and the second envelope from ca  $n-C_{10}$  to  $n-C_{14}$  with a maximum near  $n-C_{11}$ . The material did not appear to be the same product as the Texanol sample, which appeared to be composed of a single compound or possibly two compounds. This product looked to be formed from a mixture of two refined distillates. TLC indicated that the components were largely aliphatic.

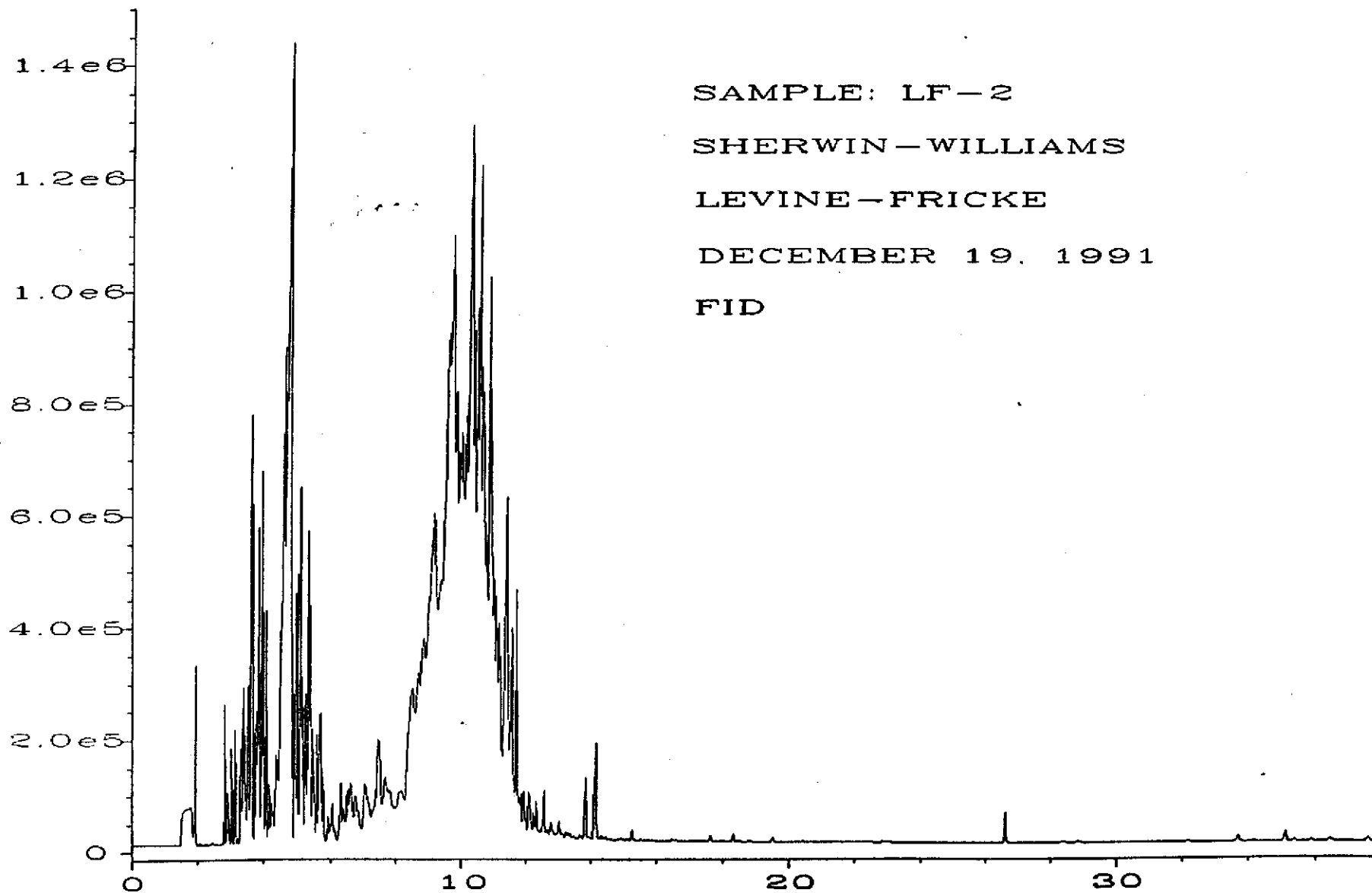


Fig. 1 in C:\HPCHEM\1\DATA\12-19-91\019F0401.D

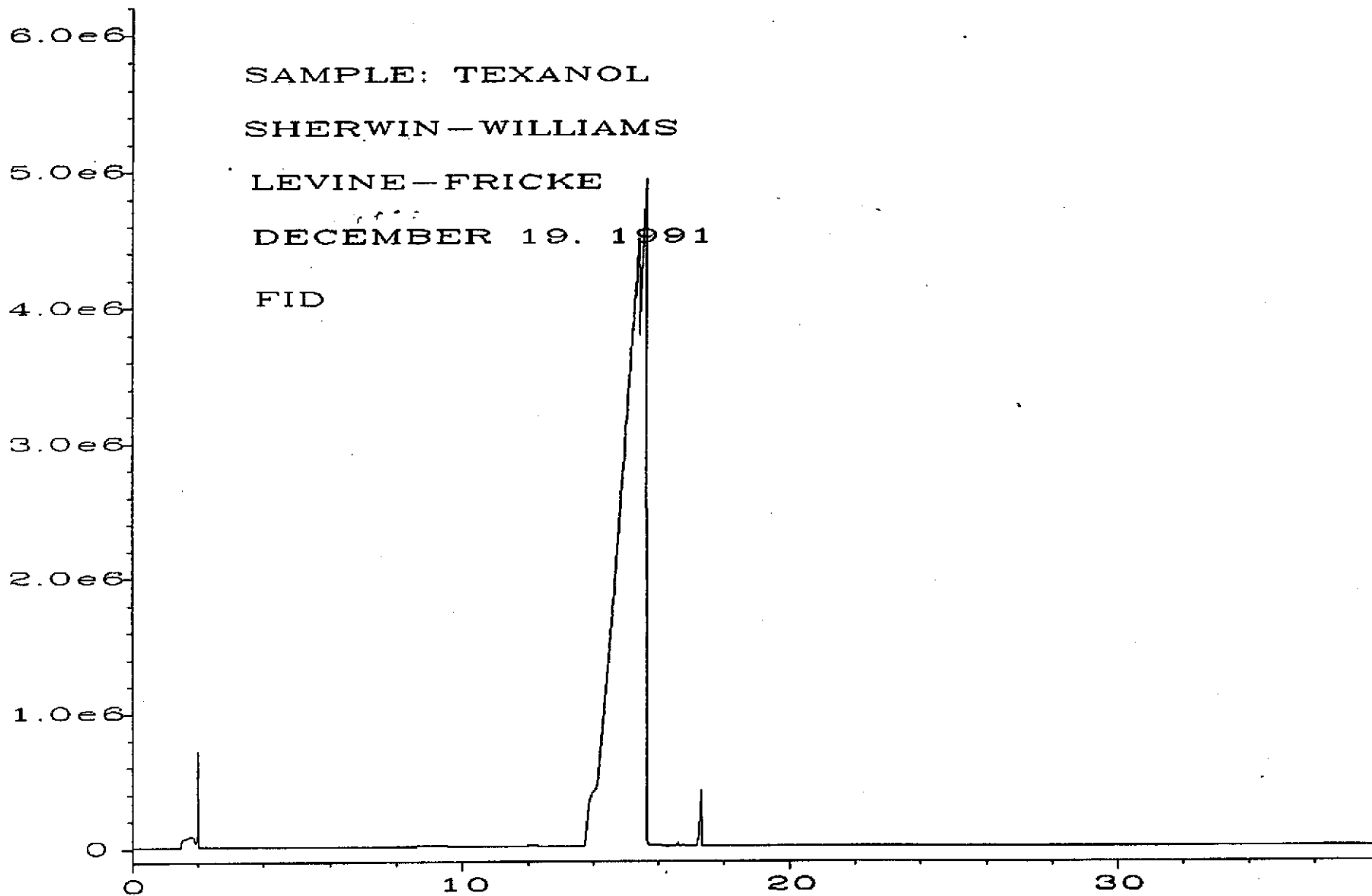


Fig. 1 in C:\HPCHEM\1\DATA\12-19-91\020F0401.D

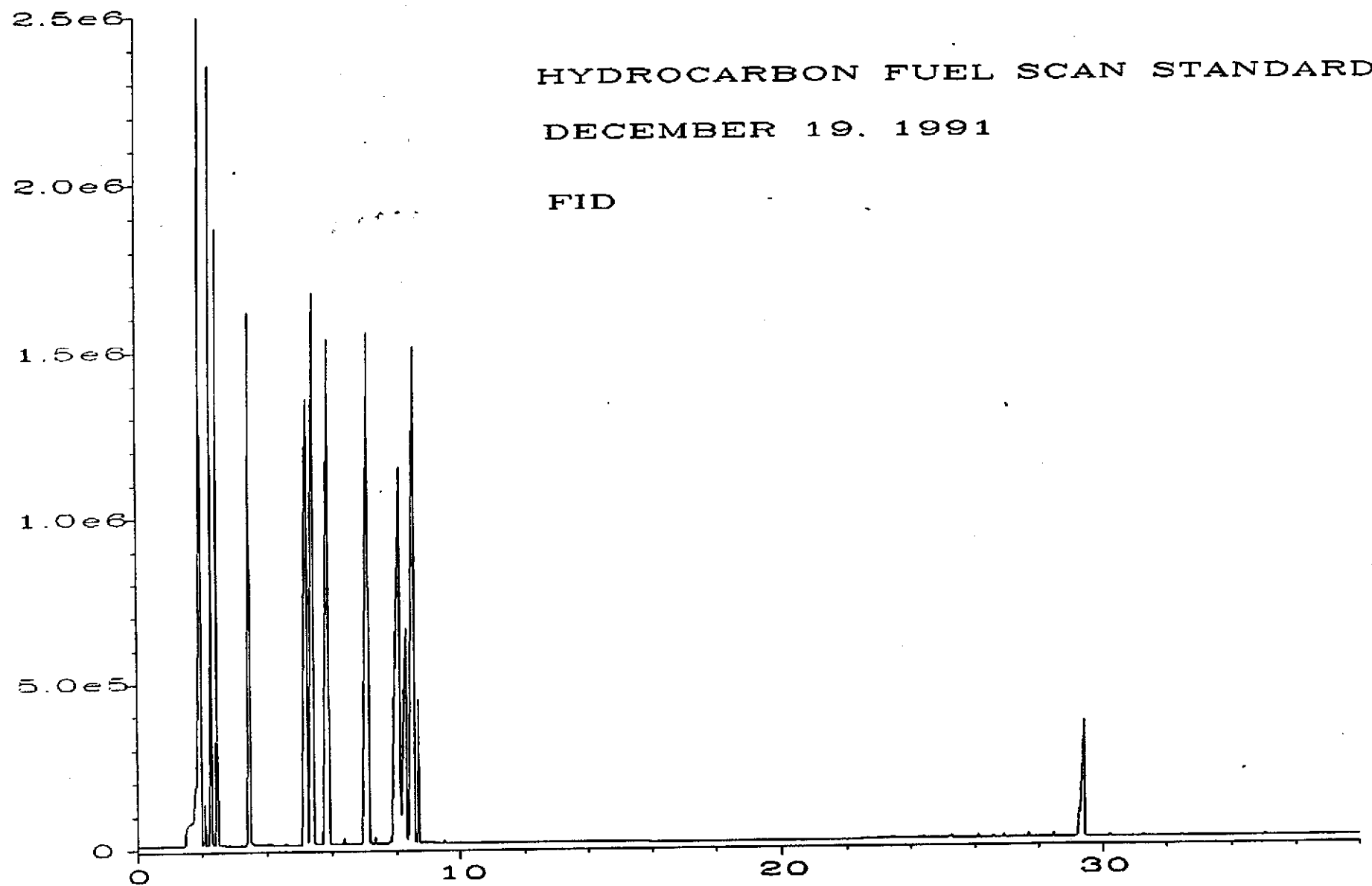


Fig. 1 in C:\HPCHEM\1\DATA\12-19-91\099F0501.D

(510) 656-7300

### CHAIN OF CUSTODY / ANALYSES REQUEST FORM

12-LAF-A

Project No.: 1563.06	Field Logbook No.:	Date: 12/18/91	Serial No.: 748
Project Name: Sherwin-Williams	Project Location: Emeryville CA.		

Sampler (Signature): John De Reamer	ANALYSES	Samplers: JHDR
-------------------------------------	----------	----------------

SAMPLE NO.	DATE	TIME	LAB SAMPLE NO.	NO. OF CONTAINERS	SAMPLE TYPE	ANALYSES										REMARKS								
						EPA 601	EPA 624																	
LF-2- Product (yellowish)	12/18/91		260310-37	2	Liquid																			Submitted for Product Testing
TX-2 Texanol (clear)	12/18/91		26038-39	2	Liquid																			Texanol - example of spilled material that may have seeped into soil

RELINQUISHED BY: (Signature) John De Reamer	DATE: 12/18/91	TIME: 6:00 pm	RECEIVED BY: (Signature) [Signature]	DATE: 12/18/91	TIME: 6:00 pm
RELINQUISHED BY: (Signature)	DATE:	TIME:	RECEIVED BY: (Signature)	DATE:	TIME:
RELINQUISHED BY: (Signature)	DATE:	TIME:	RECEIVED BY: (Signature)	DATE:	TIME:
METHOD OF SHIPMENT:	DATE:	TIME:	LAB COMMENTS:		

Sample Collector: LEVINE-FRICKE 1900 Powell Street, 12th Floor Emeryville, Ca 94608 (415) 652-4500	Analytical Laboratory: Friedmann and Bryson Seattle Washington
---	---