

CALIFORNIA DEPARTMENT OF WATER

APR 11 1990

QUALITY CONTROL BOARD

WATER TREATMENT SYSTEM START-UP REPORT


BAY CENTER PROJECT

CHRISTIE AND 64TH STREETS

EMERYVILLE, CALIFORNIA

APRIL 10, 1990

**GROUNDWATER TECHNOLOGY, INC.
CONCORD, CALIFORNIA**



GROUNDWATER TECHNOLOGY, INC.

4080-D Pike Lane, Concord, CA 94520

(415) 671-2387

WATER TREATMENT SYSTEM START-UP REPORT

BAY CENTER PROJECT

CHRISTIE AND 64TH STREETS

EMERYVILLE, CALIFORNIA

APRIL 10, 1990

Prepared for:


Mr. Walter Kaczmarek
Bay Center Apartment Associates
6475 Christie Avenue, Suite 500
Emeryville, CA 94623

Prepared by:

Groundwater Technology, Inc.
4080 Pike Lane, Suite D
Concord, California 94520

Edward E. Prokop
Project Manager/
Engineer

Allen Storm
Registered Geologist
No. 4394



R8200A2.CP

TABLE OF CONTENTS

	PAGE
INTRODUCTION	1
GROUNDWATER MONITORING AND SAMPLING	1
OPERATION OF THE WATER TREATMENT SYSTEM	7
SAMPLE COLLECTION AND ANALYSES	8
SUMMARY OF RESULTS	12
VOLUME OF WASTEWATER DISCHARGED	12
TYPE AND VOLUME OF WASTE REMOVED FROM SITE	14
AIR PERMIT COMPLIANCE	15
CLOSURE	16

LIST OF APPENDICES

APPENDIX

- A - GROUNDWATER LABORATORY REPORTS
- B - CHAIN-OF-CUSTODY MANIFESTS

LIST OF FIGURES

FIGURE	PAGE
1 - SITE LOCATION MAP	2
2 - POTENTIOMETRIC SURFACE MAP, 2/21/90	5
3 - POTENTIOMETRIC SURFACE MAP, 5/31/89	6
4 - PROCESS SCHEMATIC	9

LIST OF TABLES

TABLE	PAGE
1 - GROUNDWATER MONITORING DATA (FEBRUARY 21, 1990)	4
2 - STARTUP FLOW RATE DATA	10
3 - AIR-STRIPPER REDUCTIONS OF CONTAMINANTS (MARCH 7-9, 1990)	13

WATER TREATMENT SYSTEM START-UP REPORT
BAY CENTER APARTMENT ASSOCIATES
BAY CENTER PROJECT
CHRISTIE AND 64TH STREETS
EMERYVILLE, CALIFORNIA
APRIL 10, 1990

INTRODUCTION

This report presents the results of laboratory analyses conducted on samples collected by Groundwater Technology, Inc. (Groundwater Technology) during the start-up of the water treatment system at the Bay Center Project located at Christie and 64th Streets in Emeryville, California (Figure 1). The samples were collected from March 7 through March 9, 1990. The treatment system sampling and preparation of this report were completed to comply with the East Bay Municipal Utilities District (EBMUD) Wastewater Discharge Permit (Account No. 500-54011), and the Bay Area Air Quality Management District (BAAQMD) Air Discharge Permit No. 32325. In addition, the six monitoring wells on the site were monitored to determine the groundwater-flow direction and gradient prior to the initiation of the treatment system.

GROUNDWATER MONITORING AND SAMPLING

Groundwater monitoring was conducted on February 26, 1990. Depth-to-water (DTW) and depth-to-product (DTP) readings were measured from survey points on the top of each well casing which is referenced to mean sea level (msl). The static DTW was measured at approximately 7- to 9-feet below surface grade during the February 26 monitoring event. Approximately 0.85-feet of



SITE LOCATION

EMERYVILLE

FIGURE 1. SITE LOCATION MAP



BAY CENTER
EMERYVILLE, CALIFORNIA

ML 3/90



GROUNDWATER
TECHNOLOGY, INC.

separate-phase hydrocarbons (free product) was measured in the recovery well and 0.01 feet of product was measured in monitoring well MW-3. No separate-phase hydrocarbons were measured in any of the other monitoring wells.

The groundwater monitoring data, obtained February 26, 1990, are presented on Table 1. The groundwater-flow direction, as determined from the February 26 monitoring event, is to the southeast for the northern section of the property under a hydraulic gradient of approximately 0.078 ft/ft (Figure 2). The groundwater flows toward the east on the southern section of the property under a hydraulic gradient of approximately 0.005 ft/ft.

The groundwater-flow direction and gradient determined from the February 26, 1990, data are comparable to the data obtained during the last monitoring event which occurred on May 31, 1989, (Figure 3).

The last sampling event of the on-site monitoring wells was on May 5, 1989, in anticipation of the start up of the treatment system, (Well Replacement and Groundwater Assessment Report, Bay Center Project, June 1989). The start up was delayed due to the inclusion of additional equipment to the treatment system; specifically, the addition of liquid-phase carbon as an effluent polish. The next sampling event for the monitoring wells is scheduled to occur after one calendar quarter (twelve weeks) of operation of the treatment system.

TABLE 1
MONITORING DATA
(2/26/90)

DATE	WELL I.D.	MW-1	MW-2	MW-3	MW-4	MW-5	MW-6	MW-E	RW-1
	ELEV. (ft.)	14.31	14.28	14.43	14.12	14.56	14.67	15.32	14.54
05/31/89	DTW	8.85	8.92	7.78	7.74	9.3	7.88	10.36	10.43
	DTP								
	PT								
	WATER ELEV.	5.46	5.36	6.65	6.38	5.26	6.79	4.96	4.54
02/26/90	DTW	8.59	8.61	8.5+	7.85	9.24	6.93	NM	NM
	DTP			8.4+					
	PT			0.01					0.8+
	WATER ELEV.	5.72	5.67	5.93	6.27	5.32	7.74		

WELL ELEV. = Well Elevation referenced to mean sea level
 DTW = Depth to Water
 PT = Product Thickness
 WATER ELEV. = Groundwater Elevation referenced to mean sea level

MD8200A2

- LEGEND**
- ⊙ MONITORING WELL
 - ⊠ RECOVERY WELL
 - () GROUNDWATER ELEVATION

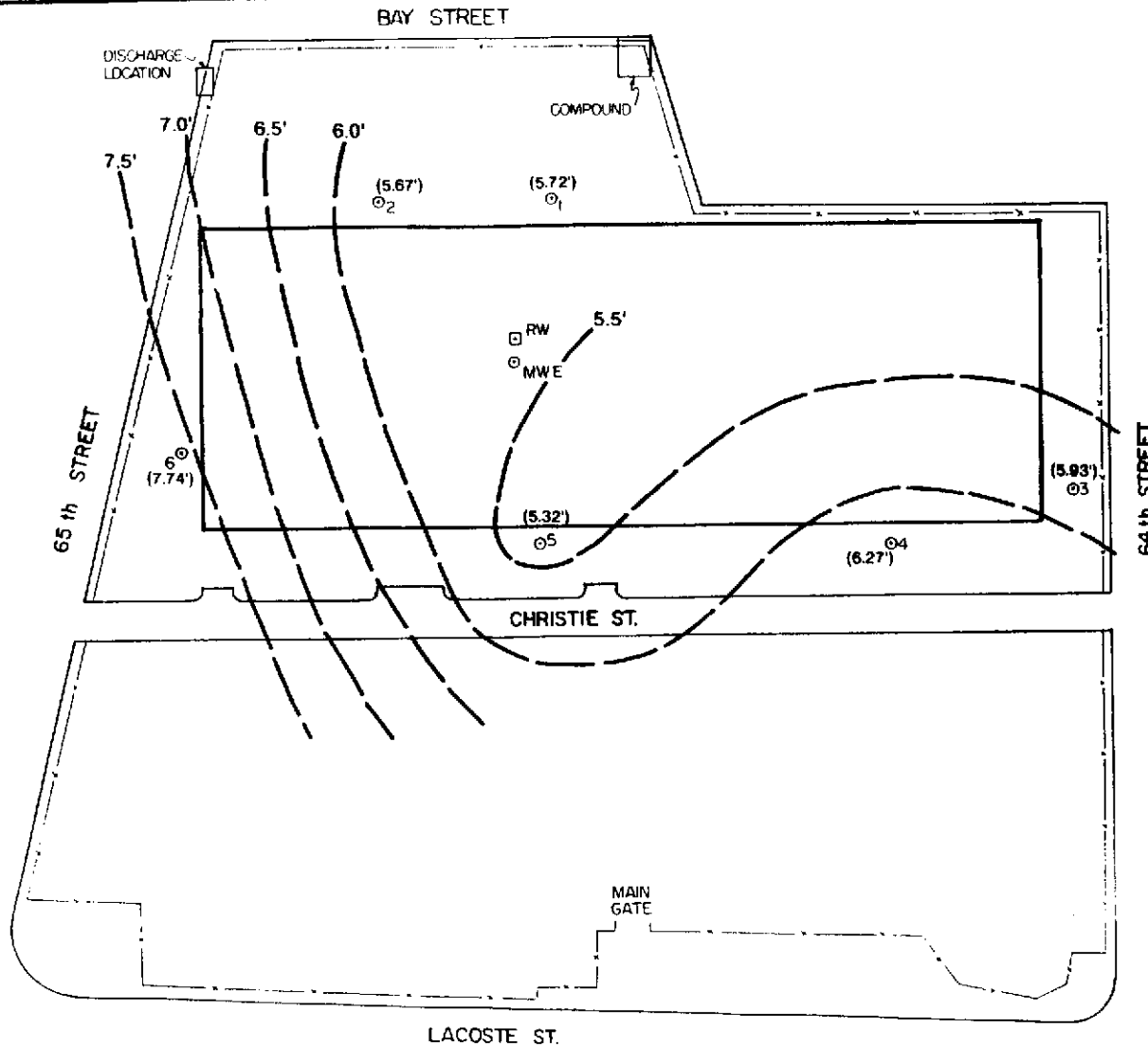


FIGURE 2
POTENTIOMETRIC SURFACE MAP
 (2/26/90)

LEGEND
 ⊙ MONITORING WELL
 □ RECOVERY WELL

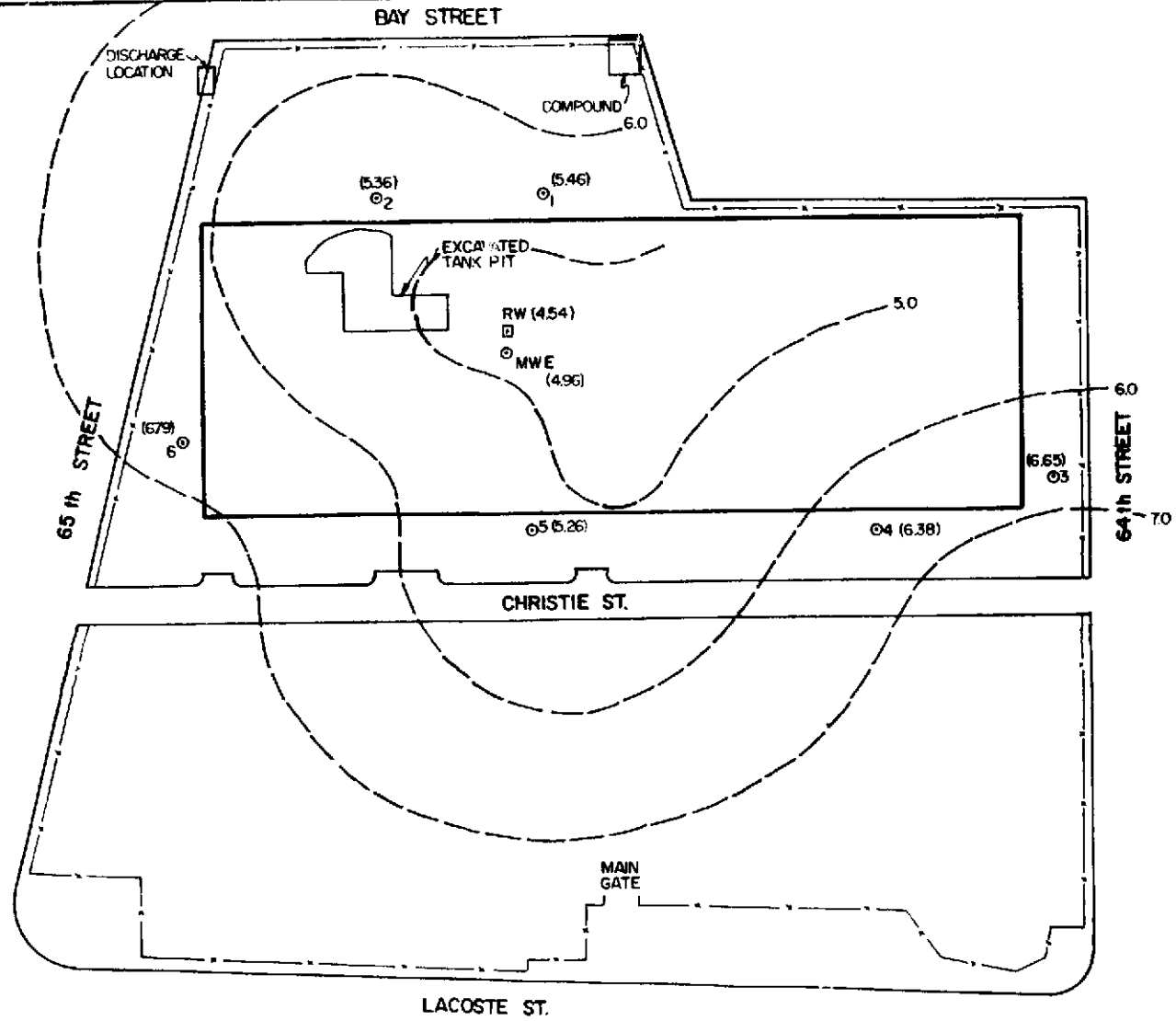


FIGURE 3
POTENTIOMETRIC SURFACE MAP
 (5/31/89)

MARTIN COMPANY
 EMERYVILLE, CALIFORNIA



OPERATION OF THE WATER TREATMENT SYSTEM

The water treatment system at the Bay Center Project was placed into operation on March 7, 1990. The purpose of the treatment system is to treat groundwater which is pumped to collect separate-phase hydrocarbons (free product) floating on the groundwater table. In order to collect the product, the water table is depressed using a Water Table Depression Pump (WTDP) located in the recovery well (RW-1). Water is pumped from the recovery well to the treatment compound on the east side of the property at the end of Bay Street. The water first goes through a 50-micron filter and then through a 27-foot-tall, 1-foot-diameter, packed-column, air-stripping tower (Figure 4). The water is then pumped through a 10-micron filter before entering a series of two 55-gallon, liquid-phase activated-carbon filtration units. Currently, treated water at the facility is being held in 6,500-gallon tanks waiting approval from EBMUD for discharge to the sanitary sewer.

The treatment system was operated by Groundwater Technology personnel on March 6, 7, 8 and 9, 1990. A total of 1,630-gallons of water was pumped and treated and is currently being stored on site in holding tanks. The average flow rate during the start-up period was 6.3 gallons per minute, (Table 2). The system will be operated on a continuous basis at a rate of 5.0 gpm upon permission to discharge.

SAMPLE COLLECTION AND ANALYSIS

The water treatment system was operated for a minimum of one hour prior to sample collection on March 7, 8, and 9. Samples were collected for analyses under the parameters set by the East Bay Municipal Utilities District (EBMUD) Wastewater Discharge

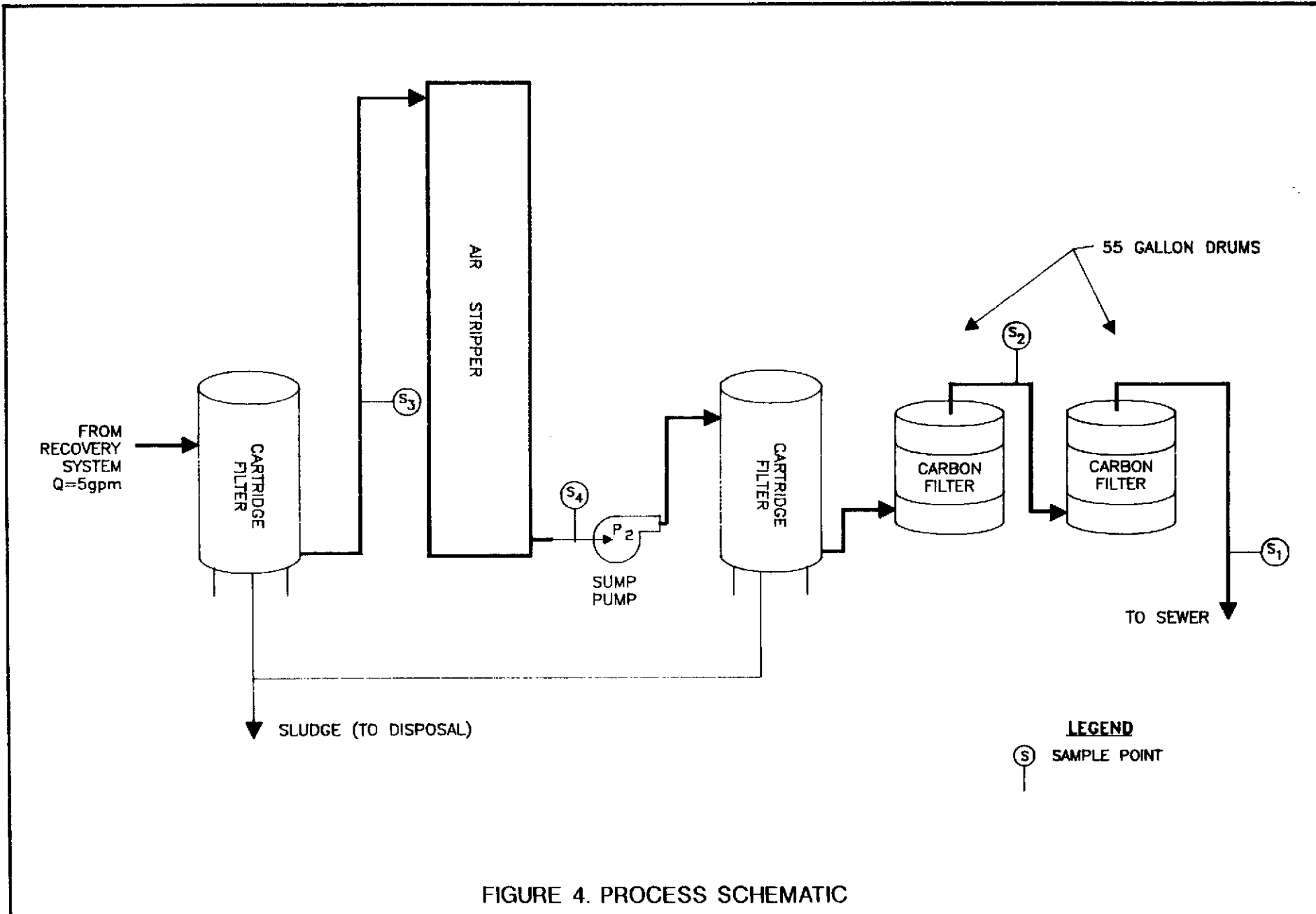


FIGURE 4. PROCESS SCHEMATIC

MARTIN COMPANY
EMERYVILLE, CALIFORNIA

 GROUNDWATER
TECHNOLOGY, INC.

TABLE 2
START-UP FLOW RATE

DATE	TIME/METER READING	GALLONS PUMPED	FLOW RATE
03/06/90	18:06 0000347 18:24 0000502	155	8.61 gpm
03/07/90	13:30 0000502 14:45 0001148	646	8.61 gpm
03/08/90	11:15 0001148 12:45 0001605	457	6.09 gpm
03/09/90	8:15 0001605 9:30 0001977	372	4.96 gpm
TOTALS	258 min	1,630	6.32 gpm (Average)

Permit and the Bay Area Air Quality Management District (BAAQMD), Air Discharge Permit for the facility. The sampling location points for the treatment system (Figure 4) are:

- o The final carbon-filter effluent, (Sample point No. 1).
- o A point between the two carbon filters, (No. 2).
- o The air-stripper influent, (No. 3).
- o The air-stripper effluent, (No. 4).

The following samples were collected for analyses using the methods indicated during the three day start-up period:

March 7, 1990:

- o Sample points 1 and 2:
EPA Method 8020 (Aromatic Volatile Organics)
- o Sample points 3 and 4:
EPA Methods 601/602 (Purgeable Aromatic and Halogenated Hydrocarbons)
- o Sample point 1:
EPA Method 625 (Semi-Volatile Organics)
EPA Method 7420 (Lead)
EPA Method 8080 (Organochlo Pesticides)
EPA Method 8140 (Organophos Pesticides)
EPA Method 8150 (Pheno Acid Pesticides)
EPA Method 8280 (Chlorinated Dioxins)

March 8, 1990:

- o Sample points 1, 2, 3 and 4:
EPA Method 8020 (Volatile Organics)

March 9, 1990

- o Sample Points 1, 2, 3 and 4:
EPA Method 8020 (Volatile Organics)

SUMMARY OF RESULTS

Air-stripper influent and effluent samples were characterized for purgeable and halogenated aromatic hydrocarbons (EPA Methods 601/602) on March 7, 1990. The results of the analyses show elevated levels of benzene, toluene, ethylbenzene and xylenes (BTEX) constituents. These levels were substantially reduced during air stripping treatment (Table 3).

All sample analyses taken at Sample Point 1 (treatment system discharge) showed nondetectable concentrations for the parameters analyzed. The laboratory reports are presented in Appendix A and the Chain-of-Custody Manifests are included as Appendix B.

The sample analyses results for Sample Point 2 showed low level concentrations (a maximum of 1-part per billion (ppb)) of both toluene and xylenes. The breakthrough of toluene and xylenes at these extremely low concentrations is considered uncharacteristic of the adsorption capacity of liquid phase activated carbon. Therefore, the first carbon drum is considered to be defective and will be changed out prior to resuming operations at the facility.

VOLUME OF WASTEWATER DISCHARGED

To date, no water has been discharged into the sanitary sewer.

TABLE 3
AIR-STRIPPER REDUCTIONS
OF CONTAMINANTS
 (Based on sample results for March 7-9, 1990)

(ppb)	INFLUENT SP.3	EFFLUENT SP.4	% REDUCTION
March 7			
Benzene	2,000	3	99.85
Toluene	1,200	2	99.83
Ethylbenzene	200	<0.5	>99.99
Xylenes	940	2	>99.79
March 8			
Benzene	1,600	1	99.94
Toluene	1,100	1	99.91
Ethylbenzene	170	<0.5	>99.99
Xylenes	870	<0.5	>99.99
TPH-as-gasoline	3,700	2	99.95
March 9			
Benzene	2,000	<0.5	>99.99
Toluene	1,400	<0.5	>99.99
Ethylbenzene	270	<0.5	>99.99
Xylenes	1,200	<0.5	>99.99
TPH-as-gasoline	4,900	<0.5	>99.99

SP = Sample Point

Influent and effluent concentrations are in parts per billion
 (ppb)

TYPE AND VOLUME OF WASTE REMOVED FROM SITE

Groundwater Technology will begin the operation of the product recovery pump in the recovery well once normal operations have begun at the site. A 261-gallon above-ground, double-containment, steel tank equipped with a tank-full switch has been installed at the site and properly permitted with the City of Emeryville Fire Department. To date, no waste materials generated from the treatment of groundwater have been removed from the site.

AIR PERMIT COMPLIANCE

Assuming complete removal of the volatile organic compounds identified during the start-up sampling, it is estimated that a full day's operation of the treatment system would result in the release of 0.12 lbs./day of benzene and a total release of 0.30 lbs/day of volatile organic compounds to the atmosphere. This is within the allowable range of releases as detailed in the BAAQMD Permit to Operate for the facility.

CLOSURE

Groundwater Technology would like to thank the Bay Center Apartment Associates for the opportunity to prepare this report. If you have any questions or require additional information, please contact our Concord office at (415) 671-2387.

APPENDIX A
GROUNDWATER LABORATORY REPORTS

GTEL

ENVIRONMENTAL
LABORATORIES, INC.

Northwest Region

4080 Pike Lane
Concord, CA 94520
(415) 685-7852
(800) 544-3422 from inside California
(800) 423-7143 from outside California

03/15/90 sp Page 1 of 1

WORK ORD#: D003176

CLIENT: Chip Prokop
Groundwater Technology, Inc.
4080-D Pike Lane
Concord, CA 94520

PROJECT#: 203-799-8200.02

LOCATION: Emeryville, CA

SAMPLED: 03/07/90 BY: M. Czipka

RECEIVED: 03/07/90 C. McCormack

ANALYZED: 03/10/90 BY: M. Ly

MATRIX: Water

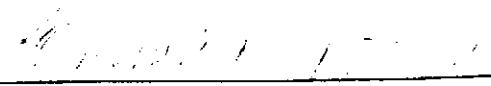
UNITS: ug/L (ppb)

TEST RESULTS

COMPOUND	MDL	LAB #	01	02
		I.I.D. #	S3	S4
Benzene	0.5		2000	3
Bromodichloromethane	0.5		<0.5	<0.5
Bromoform	0.5		<0.5	<0.5
Bromomethane	0.5		<0.5	<0.5
Carbon tetrachloride	0.5		<0.5	<0.5
Chlorobenzene	0.5		<0.5	<0.5
Chloroethane	0.5		<0.5	<0.5
2-Chloroethylvinyl ether	1		<1	<1
Chloroform	0.5		<0.5	<0.5
Chloromethane	0.5		<0.5	<0.5
Dibromochloromethane	0.5		<0.5	<0.5
1,2-Dichlorobenzene	0.5		<0.5	<0.5
1,3-Dichlorobenzene	0.5		<0.5	<0.5
1,4-Dichlorobenzene	0.2		<0.5	<0.5
Dichlorodifluoromethane	0.5		<0.5	<0.5
1,1-Dichloroethane	0.5		<0.5	<0.5
1,2-Dichloroethane	0.5		<0.5	<0.5
1,1-Dichloroethene	0.2		<0.2	<0.2
trans-1,2-Dichloroethene	0.5		<0.5	<0.5
1,2-Dichloropropane	0.5		<0.5	<0.5
cis-1,3-Dichloropropene	0.5		<0.5	<0.5
trans-1,3-Dichloropropene	0.5		<0.5	<0.5
Ethylbenzene	0.5		200	<0.5
Methylene chloride	0.5		<0.5	<0.5
1,1,2,2-Tetrachloroethane	0.5		<0.5	<0.5
Tetrachloroethene	0.5		<0.5	<0.5
Toluene	0.5		1200	2
1,1,1-Trichloroethane	0.5		<0.5	<0.5
1,1,2-Trichloroethane	0.5		<0.5	<0.5
Trichloroethene	0.5		<0.5	<0.5
Trichlorofluoromethane	0.5		<0.5	<0.5
Vinyl Chloride	1		<1	<1
Xylenes	0.5		940	2

MDL = Method Detection Limit.

METHOD: EPA Method 601/602


EMMA P. POPEK, Laboratory Director



**ENVIRONMENTAL
LABORATORIES, INC.**

Northwest Region
4080 Pike Lane
Concord, CA 94520
(415) 685-7852
(800) 544-3422 from inside California
(800) 423-7143 from outside California

03/22/90 sp

Page 1 of 1

WORK ORD#: D003177

CLIENT: Chip Prokop
Groundwater Technology, Inc.
4080-D Pike Lane
Concord, CA 94520

PROJECT#: 203-799-8200.02

LOCATION: Emeryville, CA

SAMPLED: 03/07/90

BY: M. Czipka

RECEIVED: 03/07/90

C. McCormack

ANALYZED: 03/16/90

BY: C. Manuel

MATRIX: Water

E. Popek

UNITS: ug/L (ppb)

TEST RESULTS

PARAMETER	MDL	SAMPLE #	01				
		I. D.	51				
Aldrin	0.01		<0.01				
a-BHC	0.01		<0.01				
b-BHC	0.05		<0.05				
d-BHC	0.05		<0.05				
g-BHC Lindane	0.01		<0.01				
Chlordane	0.05		<0.05				
4,4'-DDD	0.02		<0.02				
4,4'-DDE	0.01		<0.01				
4,4'-DDT	0.02		<0.02				
Dieldrin	0.05		<0.05				
Endosulfan I	0.01		<0.01				
Endosulfan II	0.05		<0.05				
Endosulfan sulfate	0.05		<0.05				
Endrin	0.01		<0.01				
Endrin aldehyde	0.05		<0.05				
Heptachlor	0.02		<0.02				
Heptachlor epoxide	0.1		<0.1				
Methoxychlor	0.01		<0.01				
Toxaphene	0.5		<0.5				
PCB-1016	0.1		<0.1				
PCB-1221	0.1		<0.1				
PCB-1232	0.1		<0.1				
PCB-1242	0.1		<0.1				
PCB-1248	0.1		<0.1				
PCB-1254	0.1		<0.1				
PCB-1260	0.1		<0.1				

MDL = Method Detection Limit; compound below this level would not be detected.

METHOD: EPA 8080

EMMA P. POPEK, Laboratory Director

GTEL

ENVIRONMENTAL
LABORATORIES, INC.

Northwest Region
4080 Pike Lane
Concord, CA 94520
(415) 685-7852
(800) 544-3422 from inside California
(800) 423-7143 from outside California

03/14/90 sp

Page 1 of 1

WORK ORD#: D003175

CLIENT: Chip Prokop
Groundwater Technology, Inc.
4080-D Pike Lane
Concord, CA 94520

PROJECT#: 203-799-8200.02

LOCATION: Emeryville, CA


SAMPLED: 03/07/90 BY: M. Czipka
RECEIVED: 03/07/90 C. McCormack
ANALYZED: 03/12/90 BY: R. Gonzalez

MATRIX: Water
UNITS: ug/L (ppb)

PARAMETER	MDL	SAMPLE # I. D.	01 S1	02 S2				
Benzene	0.5		<0.5	<0.5				
Toluene	0.5		<0.5	<0.5				
Ethylbenzene	0.5		<0.5	<0.5				
Xylenes	0.5		<0.5	<0.5				
Total BTEX	0.5		<0.5	<0.5				

MDL = Method Detection Limit; compound below this level would not be detected.
Results rounded to two significant figures.

METHOD: Modified EPA 5030/8020


EMMA P. POPEK, Laboratory Director

GTEL

ENVIRONMENTAL
LABORATORIES, INC.

Northwest Region
4080 Pike Lane
Concord, CA 94520
(415) 685-7852
(800) 544-3422 from inside California
(800) 423-7143 from outside California

03/15/90 sp

Page 1 of 1

WORK ORD#: D003178

CLIENT: Chip Prokop
Groundwater Technology, Inc.
4080-D Pike Lane
Concord, CA 94520

PROJECT#: 203-799-8200.02

LOCATION: Emeryville, Ca

SAMPLED: 03/07/90 BY: M. Czipka
RECEIVED: 03/07/90 C. McCormack
ANALYZED: 03/14/90 BY: R. Martino

MATRIX: Water
UNITS: ug/L (ppb)

PARAMETER	DL	SAMPLE #	01
		I. D.	S1
Phenol	10		<10
bis(2-Chloroethyl)ether	10		<10
2-Chlorophenol	10		<10
1,3-Dichlorobenzene	10		<10
1,4-Dichlorobenzene	10		<10
Benzyl alcohol	10		<10
1,2-Dichlorobenzene	10		<10
2-Methylphenol	10		<10
bis-(2-Chloroisopropyl)ether	10		<10
4-Methylphenol	10		<10
N-Nitroso-di-n-propylamine	10		<10
Hexachloroethane	10		<10
Nitrobenzene	10		<10
Isophorone	10		<10
2-Nitrophenol	10		<10
2,4-Dimethylphenol	10		<10
Benzoic acid	50		<50
bis(2-Chloroethoxy)methane	10		<10
2,4-Dichlorophenol	10		<10
1,2,4-Trichlorobenzene	10		<10
Naphthalene	10		<10
4-Chloroaniline	10		<10
Hexachlorobutadiene	10		<10
4-Chloro-3-methylphenol	10		<10
2-Methylanphthalene	10		<10
Hexachlorocyclopentadiene	10		<10
2,4,6-Trichlorophenol	10		<10
2,4,5-Trichlorophenol	50		<50

DL = Detection Limit; compound below this level would not be detected.
Results rounded to two significant figures.

METHOD: EPA 625



**ENVIRONMENTAL
LABORATORIES, INC.**

Northwest Region

4080 Pike Lane
Concord, CA 94520
(415) 685-7852
(800) 544-3422 from inside California
(800) 423-7143 from outside California

WORK ORD#:D003178

CLIENT: Chip Prokop
PROJECT#: 203-799-0200.02
LOCATION: Emeryville, Ca

MATRIX: Water
UNITS: ug/L (ppb)

PARAMETER	DL	SAMPLE # I.D.	01 S1
2-Chloronaphthalene	10		<10
2-Nitroaniline	50		<50
Dimethylphthalate	10		<10
Acenaphthylene	10		<10
3-Nitroaniline	50		<50
Acenaphthene	10		<10
2,4-Dinitrophenol	50		<50
4-Nitrophenol	50		<50
Dibenzofuran	10		<10
2,4-Dinitrotoluene	10		<10
2,6-Dinitrotoluene	10		<10
Diethylphthalate	10		<10
4-Chlorophenyl-phenylether	10		<10
Fluorene	10		<10
4-Nitroaniline	50		<50
4,6-Dinitro-2-methylphenol	50		<50
N-Nitrosodiphenylamine	10		<10
4-Bromophenyl-phenylether	10		<10
Hexachlorobenzene	10		<10
Pentachlorophenol	50		<50
Phenanthrene	10		<10
Anthracene	10		<10
Di-n-butylphthalate	10		<10
Fluoranthene	10		<10
Pyrene	10		<10
Butylbenzylphthalate	10		<10
3,3-Dichlorobenzidine	20		<20
Benzo(a)anthracene	10		<10

DL = Detection Limit; compound below this level would not be detected.
Results rounded to two significant figures.

METHOD: EPA 825

Northwest Region
4080 Pike Lane
Concord, CA 94520
(415) 685-7852
(800) 544-3422 from inside California
(800) 423-7143 from outside California

WORK ORD#: D003178


CLIENT: Chip Prokop
PROJECT#: 203-799-8200.02
LOCATION: Emeryville, Ca

MATRIX: Water
UNITS: ug/L (ppb)

PARAMETER	DL	SAMPLE #	01
		I.D.	S1
bis(2-Ethylhexyl)phthalate	10		<10
Chrysene	10		<10
Di-n-octylphthalate	10		<10
Benzo(b)fluoranthene	10		<10
Benzo(k)fluoranthene	10		<10
Benzidine	10		<10
Benzo(a)pyrene	10		<10
Indeno(1,2,3-cd)pyrene	10		<10
Dibenz(a,h)anthracene	10		<10
Benzo(g,h,i)perylene	10		<10

DL = Detection Limit; compound below this level would not be detected.
Results rounded to two significant figures.

METHOD: EPA 825


EMMA P. POPEK, Laboratory Director



**ENVIRONMENTAL
LABORATORIES, INC.**

Northwest Region
4080 Pike Lane
Concord, CA 94520
(415) 685-7852
(800) 544-3422 *from inside California*
(800) 423-7143 *from outside California*

03/09/90 rw

Page 1 of 1

WORK ORD#: D003179
CLIENT: Chip Prokop
Groundwater Technology, Inc.
4080-D Pike Lane
Concord, CA 94520

PROJECT#: 203-799-8200.02
LOCATION: Emeryville, Ca

SAMPLED: 03/07/90 BY: M. Czipka
RECEIVED: 03/07/90 C. McCormack
ANALYZED: 03/08/90 BY: L. Callan

MATRIX: Water
UNITS: mg/L (ppm)

PARAMETER	MDL	SAMPLE #	Q1				
		I.I.D.	S1				

Lead (total) 0.005 (0.005)

MDL = Method Detection Limit; compound below this level would not be detected.
Results rounded to two significant figures.

METHOD: EPA 8239.2

Emma P. Popek
EMMA P. POPEK, Laboratory Director



**ENVIRONMENTAL
LABORATORIES, INC.**

Northwest Region
4080 Pike Lane
Concord, CA 94520
(415) 685-7852
(800) 544-3422 from inside California
(800) 423-7143 from outside California

03/22/90 sp

Page 1 of 1

WORK ORD#: D003180
CLIENT: Chip Prokop
Groundwater Technology, Inc.
4080-D Pike Lane
Concord, CA 94520

PROJECT #: 203-799-8200.02
LOCATION: Emeryville, CA
SAMPLED: 03/07/90 BY: M. Czipka
RECEIVED: 03/07/90 C. McCormack
ANALYZED: 03/16/90 BY: C. Manuel
MATRIX: Water
Units: ug/L (ppb)

EPA 8140
TEST RESULTS

COMPOUNDS	MDL	LAB #	Q1				
	I.I.D.#		S1				
Azinphos methyl	15		<15				
Bolstar	1.5		<1.5				
Chlorpyrifos	3		<3				
Demeton	2.5		<2.5				
Diazinon	6		<6				
Dichlorvos	1		<1				
Disulfoton	2		<2				
Ethoprop	2.5		<2.5				
Fensulfotion	15		<15				
Fenthion	1		<1				
Merphos	2.5		<2.5				
Mevinphos	1		<1				
Naled	1		<1				
Parathion methyl	0.3		<0.3				
Phorate	1.5		<1.5				
Ronnel	3		<3				
Stirophos (Tetra- chlorvinphos	50		<50				

MDL = Method Detection Limit; compound below this level would not be detected.
Results rounded to two significant figures.

METHOD: EPA 8140.

Emma P. Popek
EMMA P. POPEK, Laboratory Director



GTEL

ENVIRONMENTAL
LABORATORIES, INC.

Northwest Region
4080 Pike Lane
Concord, CA 94520
(415) 685-7852
(800) 544-3422 from inside California
(800) 423-7143 from outside California

03/28/90 sp

Page 1 of 1

WORK ORD#: D003181

CLIENT: Chip Prokop
Groundwater Technology, Inc.
4080-D Pike Lane
Concord, CA 94520

PROJECT#: 203-799-8200.02

LOCATION: Emeryville, CA

SAMPLED: 03/07/90

BY: M. Czipka

RECEIVED: 03/07/90

C. McCormack

ANALYZED: 03/27/90

BY: D. Vlahogianni

MATRIX: Water

UNITS: ug/L (ppb)

TEST RESULTS

PARAMETER	MDL	SAMPLE #	Q1				
		I. D.	S1				

2,4-DB 1 (1)

2,4,5-TP Silvex 0.2 (0.2)

MDL = Method Detection Limit; compound below this level would not be detected.

METHOD: EPA 8150

Emma P. Popek
EMMA P. POPEK, Laboratory Director

FORM 1 - QUANTITATION REPORT

PAGE 1 of 2
 DATE: 03/30/90
 LABORATORY: ChemWest

Ticket# CW-5665
 Project No.: 203-799-8200.02

TOTAL ANALYTE QUANTITY FOUND
 (ppt or ng/L)

CLIENT ID.	CW#	GC/MS DATE	GC/MS TIME	INST. ID.	2378											
					TCDD	TCDD	PeCDD	HxCDD	HpCDD	OCDD	TCDF	TCDF	PeCDF	HxCDF	HpCDF	OCDF
Method Blank	5665-1MB	03/28/90	13:29	CW-2	ND	ND	ND	ND	ND	ND	ND	ND	ND	ND	ND	ND
Detection Limit					0.14	0.18	0.44	0.46	0.35	0.67	0.040	0.098	0.13	0.15	0.35	0.34
S1	5665-1	03/28/90	14:17	CW-2	ND	ND	ND	ND	ND	ND	ND	ND	ND	ND	ND	ND
Detection Limit					0.16	0.23	0.51	0.39	0.52	0.49	0.097	0.088	0.14	0.19	0.34	0.25

g = MAXIMUM POSSIBLE CONCENTRATION

*C-TCDD: Carbon 13 labeled 2,3,7,8-tetrachlorodibenzodioxin (12 carbons)

*C-TCDF: Carbon 13 labeled 2,3,7,8-tetrachlorodibenzofuran (12 carbons)

*C-OCDD: Carbon 13 labeled octachlorodibenzodioxin (12 carbons)

Approved by: PDA

FORM 2 - MULTIPoint CALIBRATION SUMMARY

INST.	DATE	TIME	STD. ID.	TARGET COMPOUND RESPONSE FACTORS									
				TCDD	PeCDD	HxCDD	HpCDD	OCDD	TCDF	PeCDF	HxCDF	HpCDF	OCDF
CW-2	03/23/90	17:54	200	0.76	0.97	0.79	0.70	1.24	1.00	1.05	1.48	1.45	1.47
CW-2	03/23/90	18:42	500	0.95	1.13	0.92	0.73	1.46	1.21	1.26	1.76	1.75	1.83
CW-2	03/23/90	19:30	1000	0.86	1.10	0.90	0.71	1.38	1.11	1.18	1.66	1.65	1.69
CW-2	03/23/90	20:17	2000	0.81	1.01	0.86	0.65	1.28	1.05	1.10	1.56	1.52	1.58
CW-2	03/23/90	21:05	5000	0.78	0.99	0.85	0.65	1.25	0.82	0.97	1.49	1.51	1.56
MEAN RESPONSE FACTORS				0.83	1.04	0.86	0.69	1.32	1.04	1.11	1.59	1.58	1.63
STANDARD DEVIATION				0.08	0.07	0.05	0.04	0.09	0.14	0.11	0.12	0.12	0.14
RSD				9.1	6.8	5.8	5.3	7.2	14.0	10.1	7.5	7.7	8.5

SD	SHIFT STANDARD COMPOUNDS *		CONCENTRATION (ng/mL)
	=====		=====
SD 200	2,3,7,8-TCDD, 2,3,7,8-TCDF		200
SD 500	1,2,3,7,8-PeCDD, 1,2,3,7,8-PeCDF		500
SD 1000	1,2,3,4,7,8-HxCDD, 1,2,3,4,7,8-HxCDF		1000
SD 2000	1,2,3,4,6,7,8-HpCDD, 1,2,3,4,6,7,8-HpCDF		2000
SD 5000	1,2,3,4,5,6,7,8-OCDD, 1,2,3,4,5,6,7,8-OCDF		5000

* ALL COMPOUNDS ARE IN EACH STANDARD


Approved by: _____

FORM 2 - MULTIPPOINT CALIBRATION SUMMARY

INST.	DATE	TIME	STD. ID.	INTERNAL STANDARD RESPONSE FACTORS						SURROGATE RESPONSE FACTORS			
				*C-TCDD	*C-PeCDD	*C-HxCDD	*C-HpCDD	*C-OCDD	*C-TCDF	*C-PeCDF	*Cl-TCDD	*C-HxCDD	*C-HpCDF
CW-2	03/23/90	17:54	200	1.18	0.94	0.74	0.62	0.40	1.74	1.31	0.83	1.14	1.29
CW-2	03/23/90	18:42	500	1.15	0.94	0.74	0.60	0.39	1.72	1.34	0.83	1.19	1.27
CW-2	03/23/90	19:30	1000	1.16	0.95	0.77	0.63	0.42	1.72	1.35	0.84	1.16	1.30
CW-2	03/23/90	20:17	2000	1.15	0.98	0.77	0.64	0.41	1.72	1.37	0.84	1.15	1.27
CW-2	03/23/90	21:05	5000	1.19	0.98	0.81	0.68	0.46	1.83	1.38	0.83	1.14	1.30
MEAN RESPONSE FACTORS				1.17	0.96	0.77	0.63	0.42	1.75	1.35	0.83	1.16	1.29
STANDARD DEVIATION				0.02	0.02	0.03	0.03	0.03	0.05	0.03	0.01	0.02	0.02
RSD				1.6	2.1	3.8	4.7	6.5	2.7	2.0	0.7	1.8	1.2

SD ID	INTERNAL STANDARDS	CONCENTRATION (ng/mL)
*C-TCDD	*13C12-2,3,7,8-TCDD	500
*C-PeCDD	*13C12-1,2,3,7,8-PeCDD	500
*C-HxCDD	*13C12-1,2,3,6,7,8-HxCDD	500
*C-HpCDD	*13C12-1,2,3,4,6,7,8-HpCDD	500
*C-OCDD	*13C12-1,2,3,4,5,6,7,8-OCDD	2000
*C-TCDF	*13C12-2,3,7,8-TCDF	500

SD ID	SURROGATE	CONCENTRATION (ng/mL)
*Cl-TCDD	*37CL4-2,3,7,8-TCDD	500
*C-HxCDD	*13C12-1,2,3,7,8,9-HxCDD	500
*C-PeCDF	*13C12-1,2,3,7,8-PeCDF	500
*C-HPCDF	*13C12-1,2,3,4,6,7,8-HpCDF	500

Approved by: 

FORM 3 - CONTINUING CALIBRATION SUMMARY


Initial Calibration Curve - Mean RRF's

DATE	TCDD	PeCDD	HxCDD	HpCDD	OCDD	TCDF	PeCDF	HxCDF	HpCDF	OCDF	*C-TCDD	*C-TCDF	*C-OCDD
03/23/90	0.83	0.86	0.56	1.05	1.32	1.04	0.86	0.70	2.41	1.63	1.17	1.75	0.42

Daily Calibration - RRF's

DATE	TIME	STD ID.	TCDD	PeCDD	HxCDD	HpCDD	OCDD	TCDF	PeCDF	HxCDF	HpCDF	OCDF	*C-TCDD	*C-TCDF	*C-OCDD
05/28/90	11:06	SD 500 RF	0.96	0.98	0.60	1.21	1.46	1.23	1.06	0.77	2.85	1.88	1.15	1.70	0.35
		%DIF.	15.4	14.5	6.4	15.0	10.4	18.5	23.5	10.0	18.3	15.6	1.4	2.6	15.9

DATE	TIME	STD ID.	TCDD	PeCDD	HxCDD	HpCDD	OCDD	TCDF	PeCDF	HxCDF	HpCDF	OCDF	*C-TCDD	*C-TCDF	*C-OCDD
/28/90	18:59	SD 500 RF	0.97	0.98	0.63	1.20	1.46	1.25	1.04	0.79	2.89	1.86	1.14	1.70	0.37
		%DIF.	16.2	14.4	11.8	14.2	10.7	20.1	20.7	12.5	20.1	14.3	2.1	2.7	11.9

Approved By: 

GTEL

ENVIRONMENTAL
LABORATORIES, INC.

Northwest Region

4080 Pike Lane
Concord, CA 94520

(415) 685-7852

(800) 544-3422 from inside California

(800) 423-7143 from outside California

03/20/90 sp

Page 1 of 1

WORK ORD#: D003221

CLIENT: Chip Prokop
Groundwater Technology, Inc.
4080-D Pike Lane
Concord, CA 94520

PROJECT#: 203-799-8200.02

LOCATION: Emeryville, CA

SAMPLED: 03/08/90 BY: M. Czipka

RECEIVED: 03/09/90

ANALYZED: 03/12/90 BY: R. Gonzalez

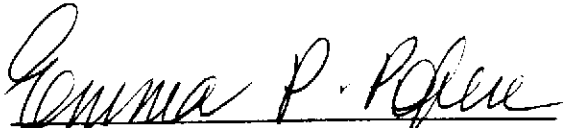
MATRIX: Water

UNITS: ug/L (ppb)

PARAMETER	MDL	SAMPLE # I.D.	01 S1	02 S2	03 S3	04 S4
Benzene	0.5		<0.5	<0.5	1600	1
Toluene	0.5		<0.5	1	1100	1
Ethylbenzene	0.5		<0.5	<0.5	170	<0.5
Xylenes	0.5		<0.5	1	870	<0.5
Total BTEX	0.5		<0.5	2	3700	2

MDL = Method Detection Limit; compound below this level would not be detected.
Results rounded to two significant figures.

METHOD: Modified EPA 5030/8020


EMMA P. POPEK, Laboratory Director



**ENVIRONMENTAL
LABORATORIES, INC.**

Northwest Region
4080 Pike Lane
Concord, CA 94520
(415) 685-7852
(800) 544-3422 from inside California
(800) 423-7143 from outside California

03/20/90 sp

Page 1 of 1

WORK ORD#: D003256

CLIENT: Chip Prokop
Groundwater Technology, Inc.
4080-D Pike Lane
Concord, CA 94520

PROJECT#: 203-799-8200.02

LOCATION: Emeryville, CA

SAMPLED: 03/09/90 BY: M. Czipka

RECEIVED: 03/09/90


ANALYZED: 03/12/90 BY: R. Gonzalez

MATRIX: Water
UNITS: ug/L (ppb)

PARAMETER	MDL	SAMPLE # I.I.D.	01 S1	02 S2	03 S3	04 S4
Benzene	0.5		<0.5	<0.5	2000	<0.5
Toluene	0.5		<0.5	1	1400	<0.5
Ethylbenzene	0.5		<0.5	<0.5	270	<0.5
Xylenes	0.5		<0.5	<0.5	1200	<0.5
Total BTEX	0.5		<0.5	1	4900	<0.5

MDL = Method Detection Limit; compound below this level would not be detected.
Results rounded to two significant figures.

METHOD: Modified EPA 5030/8030


EMMA P. POPEK, Laboratory Director

APPENDIX B
CHAIN-OF-CUSTODY MANIFESTS



4080- Pike Lane
 Concord, CA 94520 800-544-3422 (In CA)
 415-685-7852 800-423-7143 (Outside CA)

**CHAIN-OF-CUSTODY RECORD
 AND ANALYSIS REQUEST**

72-3509

CUSTODY RECORD

ANALYSIS REQUEST

Project Manager:
 Chip Piskop
 Address:
 G.T.I. Concord
 Project Number:
 205 799 8200 02

Phone #:
 FAX #:
 Site location:
 Emeryville
 Project Name:
 Martin Co. Bay Center
 Sampler Name (Print):
 Mark Cooper Chris McCormade

I attest that the proper field sampling procedures were used during the collection of these samples.

Field Sample ID	Source of Sample	GTEL Lab # (Lab use only)	# CONTAINERS	Matrix					Method Preserved					Sampling		
				WATER	SOIL	AIR	SLUDGE	OTHER	HCl	HNO ₃	H ₂ SO ₄	ICE	NONE	OTHER	DATE	TIME
502205			2	/	/					X					3/7/05	1443
502206			2	/	/					X					3/7/05	1444
502207			2	/	/					X					3/7/05	1445

BTEX 602 <input type="checkbox"/> 8020 <input checked="" type="checkbox"/> with MTBE <input type="checkbox"/>	BTEX/TPH Gas 602/8015 <input type="checkbox"/> 8020/8015 <input type="checkbox"/> MTBE <input type="checkbox"/>	TPH as <input type="checkbox"/> Gas <input type="checkbox"/> Diesel <input type="checkbox"/> Jet Fuel <input type="checkbox"/>	Product I.D. by GC (SIMDIS) <input type="checkbox"/>	Total Oil & Grease: 413.1 <input type="checkbox"/> 413.2 <input type="checkbox"/> 503A <input type="checkbox"/>	Total Petroleum Hydrocarbons: 418.1 <input type="checkbox"/> 503E <input type="checkbox"/>	EPA 601 <input type="checkbox"/> 8010 <input checked="" type="checkbox"/> DCA only <input type="checkbox"/>	EPA 602 <input type="checkbox"/> 8020 <input type="checkbox"/>	EPA 608 <input type="checkbox"/> 8080 <input type="checkbox"/> PCBs only <input type="checkbox"/>	EPA 610 <input type="checkbox"/> 8310 <input type="checkbox"/>	EPA 624 <input type="checkbox"/> 8240 <input type="checkbox"/>	EPA 625 <input type="checkbox"/> 8270 <input type="checkbox"/>	EPTOX: Metals <input type="checkbox"/> Pesticides <input type="checkbox"/> Herbicides <input type="checkbox"/>	TCLP Metals <input type="checkbox"/> VOA <input type="checkbox"/> Semi VOA <input type="checkbox"/>	EPA Priority Pollutant Metals <input type="checkbox"/> HSL <input type="checkbox"/>	LEAD 7420 <input type="checkbox"/> 7421 <input type="checkbox"/> 239.2 <input type="checkbox"/> 6010 <input type="checkbox"/> Org. Lead <input type="checkbox"/>	CAM Metals <input type="checkbox"/> STLC <input type="checkbox"/> TTLC <input type="checkbox"/>	Corrosivity <input type="checkbox"/> Flashpoint <input type="checkbox"/> Reactivity <input type="checkbox"/>
---	---	--	--	---	--	---	--	---	--	--	--	--	---	---	--	---	--

Relinquished by Sampler:	Date	Time	Received by:
Relinquished by:	Date	Time	Received by:
Relinquished by:	Date	Time	Received by Laboratory:
	3/7	4:05	Karla J. [Signature]

SPECIAL HANDLING

24 HOURS
 EXPEDITED 48 Hours
 SEVEN DAY
 OTHER _____ (#) BUSINESS DAYS
 QA/QC CLP Level Blue Level
 FAX

SPECIAL DETECTION LIMITS (Specify)

SPECIAL REPORTING REQUIREMENTS (Specify)

REMARKS:

Pg 2 of 2

Lab Use Only

Lot #:

Storage Location

Work Order #:

Relinquished by Sampler: [Signature]

Relinquished by: [Signature]



4080- Pike Lane
Concord, CA 94520
415-685-7852

800-544-3422 (In CA)
800-423-7143 (Outside CA)

Project Manager:

Chip Prokop

Address:
G.T.I. Concord

Project Number:
203 799 82000

Phone #:

FAX #:

Site location:

Emeryville

Project Name: Bay Center

Sampler Name (Print):

Mark Czigler Chris McLennan

I attest that the proper field sampling procedures were used during the collection of these samples.

Field Sample ID	Source of Sample	GTEL Lab # (Lab use only)	# CONTAINERS	Matrix				Method Preserved				Sampling			
				WATER	SOIL	AIR	SLUDGE	OTHER	HCl	HNO ₃	H ₂ SO ₄	ICE	NONE	OTHER	DATE
SI			1	X										3/7/90	1140

CHAIN-OF-CUSTODY RECORD AND ANALYSIS REQUEST 72-3510

ANALYSIS REQUEST

- BTEX 602 8020 with MTBE
- BTEX/TPH Gas: 602/8015 8020/8015 MTBE
- TPH as Gas Diesel Jet Fuel
- Product I.D. by GC (SIMDIS)
- Total Oil & Grease: 413.1 413.2 503A
- Total Petroleum Hydrocarbons: 418.1 503E
- EPA 601 8010 DCA only
- EPA 602 8020
- EPA 608 8080 PCBs only
- EPA 610 8310
- EPA 624 8240
- EPA 625 8270
- EPTOX: Metals Pesticides Herbicides
- TCLP Metals VOA Semi VOA
- EPA Priority Pollutant Metals HSL
- LEAD 7420 7421 239.2 6010 Org. Lead
- CAM Metals STLC TTLC
- Corrosivity Flashpoint Reactivity

X EPA 8280

sent out

- SPECIAL HANDLING**
- 24 HOURS
 - EXPEDITED 48 Hours
 - SEVEN DAY
 - OTHER _____ (#) BUSINESS DAYS
 - QA/QC CLP Level Blue Level
 - FAX

SPECIAL DETECTION LIMITS (Specify)

SPECIAL REPORTING REQUIREMENTS (Specify)

REMARKS: P3 lot 1
Sub contracted to Chem-West by GTEL. 4/5/90 3/8/90

Lot #: _____ Storage Location _____
Work Order #: _____

Date	Time	Received by:
		Received by Laboratory
		Received by

Relinquished by Sampler: [Signature]

Relinquished by: [Signature]

Relinquished by: [Signature]



4080- Pike Lane
Concord, CA 94520
415-685-7852

800-544-3422 (In CA)
800-423-7143 (Outside CA)

**CHAIN-OF-CUSTODY RECORD
AND ANALYSIS REQUEST**

72-3511

CUSTODY RECORD

ANALYSIS REQUEST

Project Manager:

Chip Prokop

Phone #:

Address:

G.T.I. Concord

FAX #:

Site location:

Fremontville

Project Number:

203 799 8800 02

Project Name:

I attest that the proper field sampling procedures were used during the collection of these samples.

Sampler Name (Print):

Muel A. G. Ph.

<input type="checkbox"/> BTEX 602	<input type="checkbox"/> 8020	<input checked="" type="checkbox"/> with MTBE
<input type="checkbox"/> BTEX/TPH Gas	<input type="checkbox"/> 602/8015	<input type="checkbox"/> 8020/8015
<input type="checkbox"/> MTBE	<input type="checkbox"/> 602	<input type="checkbox"/> 8015
<input type="checkbox"/> TPH as Gas	<input type="checkbox"/> Diesel	<input type="checkbox"/> Jet Fuel
<input type="checkbox"/> Product I.D. by GC (SIMDIS)	<input type="checkbox"/>	<input type="checkbox"/>
<input type="checkbox"/> Total Oil & Grease	<input type="checkbox"/> 413.1	<input type="checkbox"/> 413.2
<input type="checkbox"/> 503A	<input type="checkbox"/>	<input type="checkbox"/> 503E
<input type="checkbox"/> Total Petroleum Hydrocarbons	<input type="checkbox"/> 418.1	<input type="checkbox"/> 503E
<input type="checkbox"/> EPA 601	<input type="checkbox"/> 8010	<input type="checkbox"/> DCA only
<input type="checkbox"/> EPA 602	<input type="checkbox"/> 8020	<input type="checkbox"/>
<input type="checkbox"/> EPA 608	<input type="checkbox"/> 8080	<input type="checkbox"/> PCBs only
<input type="checkbox"/> EPA 610	<input type="checkbox"/> 8310	<input type="checkbox"/>
<input type="checkbox"/> EPA 624	<input type="checkbox"/> 8240	<input type="checkbox"/> NBS +15
<input type="checkbox"/> EPA 625	<input type="checkbox"/> 8270	<input type="checkbox"/> NBS +25
<input type="checkbox"/> EPTOX: Metals	<input type="checkbox"/> Pesticides	<input type="checkbox"/> Herbicides
<input type="checkbox"/> TCLP Metals	<input type="checkbox"/> VOA	<input type="checkbox"/> Semi VOA
<input type="checkbox"/> EPA Priority Pollutant Metals	<input type="checkbox"/> HSL	<input type="checkbox"/>
<input type="checkbox"/> LEAD 7420	<input type="checkbox"/> 7421	<input type="checkbox"/> 239.2
<input type="checkbox"/> 6010	<input type="checkbox"/> Org. Lead	<input type="checkbox"/>
<input type="checkbox"/> CAM Metals	<input type="checkbox"/> STLC	<input type="checkbox"/> TTLC
<input type="checkbox"/> Corrosivity	<input type="checkbox"/> Flashpoint	<input type="checkbox"/> Reactivity
HOLD		

Field Sample ID	Source of Sample	GTEL Lab # (Lab use only)	# CONTAINERS	Matrix				Method Preserved					Sampling		
				WATER	SOIL	AIR	SLUDGE	OTHER	HCl	HNO3	H2SO4	ICE	NONE	OTHER	DATE
<i>T6</i>			<i>1</i>	<i>/</i>										<i>5/17/12</i>	
<i>S1</i>			<i>2</i>	<i>/</i>										<i>1230</i>	<i>X</i>
<i>S2</i>			<i>2</i>	<i>/</i>										<i>1234</i>	<i>X</i>
<i>S3</i>			<i>2</i>	<i>/</i>										<i>1236</i>	<i>X</i>
<i>S4</i>			<i>2</i>	<i>/</i>										<i>1238</i>	<i>X</i>

SPECIAL HANDLING

- 24 HOURS
- EXPEDITED 48 Hours
- SEVEN DAY
- OTHER _____ (#) BUSINESS DAYS
- QA/QC CLP Level Blue Level
- FAX

SPECIAL DETECTION LIMITS (Specify)

SPECIAL REPORTING REQUIREMENTS (Specify)

REMARKS:

Pg 1 of 1

Lab Use Only

Storage Location

Lot #:

Work Order #:

Received by: _____ Date: _____ Time: _____

Received by: _____ Date: _____ Time: _____

Received by Laboratory: _____ Date: *5/19/12* Time: *3:40*

Way bill #

Way bill #

Relinquished by Sampler: *[Signature]*

Relinquished by: *[Signature]*

Relinquished by: *[Signature]*



4080- Pike Lane
Concord, CA 94520
415-685-7852

800-544-3422 (In CA)
800-423-7143 (Outside CA)

**CHAIN-OF-CUSTODY RECORD
AND ANALYSIS REQUEST**

72- 3512

CUSTODY RECORD

ANALYSIS REQUEST

Project Manager: Chip Prokop Phone #: _____
 Address: G.T.I. Concord Site location: Emeryville
 Project Number: 203 799 8200 02 Project Name: Bay Center

I attest that the proper field sampling procedures were used during the collection of these samples.
 Sampler Name (Print): Mark Czupka

<input type="checkbox"/> BTEX 602	<input checked="" type="checkbox"/> 8020	<input checked="" type="checkbox"/> with MTBE	<input type="checkbox"/>
<input type="checkbox"/> BTEX/TPH Gas	<input type="checkbox"/> 602/8015	<input type="checkbox"/> 8020/8015	<input type="checkbox"/> MTBE
<input type="checkbox"/> TPH as Gas	<input type="checkbox"/> Diesel	<input type="checkbox"/> Jet Fuel	<input type="checkbox"/>
<input type="checkbox"/> Product I.D. by GC (SIMDIS)	<input type="checkbox"/>	<input type="checkbox"/>	<input type="checkbox"/>
<input type="checkbox"/> Total Oil & Grease	<input type="checkbox"/> 413.1	<input type="checkbox"/> 413.2	<input type="checkbox"/> 503A
<input type="checkbox"/> Total Petroleum Hydrocarbons	<input type="checkbox"/> 418.1	<input type="checkbox"/> 503E	<input type="checkbox"/>
<input type="checkbox"/> EPA 601	<input type="checkbox"/> 8010	<input type="checkbox"/> DCA only	<input type="checkbox"/>
<input type="checkbox"/> EPA 602	<input type="checkbox"/> 8020	<input type="checkbox"/>	<input type="checkbox"/>
<input type="checkbox"/> EPA 608	<input type="checkbox"/> 8080	<input type="checkbox"/> PCBs only	<input type="checkbox"/>
<input type="checkbox"/> EPA 610	<input type="checkbox"/> 8310	<input type="checkbox"/>	<input type="checkbox"/>
<input type="checkbox"/> EPA 624	<input type="checkbox"/> 8240	<input type="checkbox"/> NBS +15	<input type="checkbox"/>
<input type="checkbox"/> EPA 625	<input type="checkbox"/> 8270	<input type="checkbox"/> NBS +25	<input type="checkbox"/>
<input type="checkbox"/> EPTOX: Metals	<input type="checkbox"/> Pesticides	<input type="checkbox"/> Herbicides	<input type="checkbox"/>
<input type="checkbox"/> TCLP Metals	<input type="checkbox"/> VOA	<input type="checkbox"/> Semi VOA	<input type="checkbox"/>
<input type="checkbox"/> EPA Priority Pollutant Metals	<input type="checkbox"/> HSL	<input type="checkbox"/>	<input type="checkbox"/>
<input type="checkbox"/> LEAD 7420	<input type="checkbox"/> 7421	<input type="checkbox"/> 238.2	<input type="checkbox"/> 6010
<input type="checkbox"/> Org. Lead	<input type="checkbox"/>	<input type="checkbox"/>	<input type="checkbox"/>
<input type="checkbox"/> CAM Metals	<input type="checkbox"/> STLC	<input type="checkbox"/> TTLC	<input type="checkbox"/>
<input type="checkbox"/> Corrosivity	<input type="checkbox"/> Flashpoint	<input type="checkbox"/> Reactivity	<input type="checkbox"/>

Field Sample ID	Source of Sample	GTEL Lab # (Lab use only)	# CONTAINERS	Matrix				Method Preserved				Sampling		
				WATER	SOIL	AIR	SLUDGE	OTHER	HCl	HNO3	H2SO4	ICE	NONE	OTHER
Sit Blank			1	/									3/10	9:10
S1			2	/									9:11	X
S2			2	/									9:12	X
S3			2	/									9:13	X
S4			2	/									9:14	X

SPECIAL HANDLING
 24 HOURS
 EXPEDITED 48 Hours
 SEVEN DAY
 OTHER _____ (#) BUSINESS DAYS
 QA/QC CLP Level Blue Level
 FAX

SPECIAL DETECTION LIMITS (Specify)

 SPECIAL REPORTING REQUIREMENTS (Specify)

REMARKS: pg 1 of 1

 Lab Use Only _____ Storage Location _____
 Lot #: _____ Work Order #: _____

Relinquished by Sampler: <u>[Signature]</u>	Received by: _____
Relinquished by: _____	Received by: _____
Relinquished by: _____	Received by: <u>[Signature]</u>
Date: _____	Date: _____
Date: _____	Date: _____
Date: <u>3/9/55</u>	Date: _____