

**SEMI-ANNUAL
FIRST QUARTER 2003 MONITORING REPORT**

HARD CHROME ENGINEERING

OAKLAND, CALIFORNIA

Prepared for:

McLemore Trust

April 23, 2003

Prepared by:

Shaw Environmental, Inc.
1326 North Market Boulevard
Sacramento, California 95834-1912

Project No.: 792775.00005000



Shaw Environmental & Infrastructure, Inc.

1326 N. Market Boulevard
Sacramento, California 95834-1943

PHONE: 916/928-3300
FAX: 916/565-4356

TRANSMITTAL

TO: Ms. Jeanne M. Zolezzi **DATE:** APRIL 23, 2003
Herum, Crabtree, Dyer, Zolezzi & Terpstra, LLP **PROJECT No.:** 792775.0005
2291 West March Lane, Suite B100
Stockton, California 95207


FROM: David W. Herzog

RE: Submittal of First Quarter 2003 Monitoring Report, McLemore Trust/Hard Chrome Engineering

QUANTITY:	DESCRIPTION:
1	First Quarter 2003 Monitoring Report, McLemore Trust/Hard Chrome Engineering

FOR YOUR:	SENT BY:
<input checked="" type="checkbox"/> USE	<input checked="" type="checkbox"/> REGULAR MAIL
<input type="checkbox"/> APPROVAL	<input type="checkbox"/> OVERNIGHT
<input type="checkbox"/> REVIEW/COMMENTS	<input type="checkbox"/> UPS
<input type="checkbox"/> INFORMATION	<input type="checkbox"/> COURIER
<input type="checkbox"/> OTHER	<input type="checkbox"/> OTHER


cc: Ms. Cheryl McLemore
Mr. Tom Peacock, Alameda County Environmental Health
Ms. Patricia Nettles, Department of Toxic Substances Control (California)
Ms. Sumadhu Arigala, Regional Water Quality Control Board
(San Francisco Bay Area)




Semi-Annual
First Quarter 2003 Monitoring Report
Hard Chrome Engineering
Oakland, California

The material and data in this report were prepared under the supervision and direction of the undersigned.

Shaw Environmental, Inc.


David W. Herzog, R.G.
Project Geologist



CONTENTS

LIST OF TABLES AND ILLUSTRATIONS	iv
INTRODUCTION	1
Background	1
SAMPLING AND ANALYSIS PROGRAM	2
RESULTS	3
Groundwater Flow and Gradient	3
Quality Control Results	3
Groundwater Analytical Results	4
SUMMARY AND CONCLUSIONS	5
LIMITATIONS	
APPENDIX A	FIELD REPORT AND FIELD DATA SHEETS
APPENDIX B	CERTIFIED ANALYTICAL RESULTS AND CHAIN-OF-CUSTODY REPORTS

TABLES AND ILLUSTRATIONS

Tables

- 1 Groundwater Elevation Data
- 2 Groundwater Analytical Results

Figures

- 1 Site Location Map
- 2 Site Map
- 3 Monitoring Well Purging Protocol
- 4 Groundwater Contour Map, March 26, 2003

INTRODUCTION

The following report documents the semi-annual first quarter 2003 monitoring event conducted at the Hard Chrome Engineering facility, located at 750 107th Avenue, Oakland, California (see Figure 1). The site currently operates as a chrome plating facility and occupies approximately 27,500 square feet. Groundwater monitoring consists of collecting groundwater samples for laboratory analyses from each monitoring well, measuring groundwater elevation in each monitoring well, and evaluating groundwater gradient and direction of groundwater flow beneath the site.

Background

Based on the Preliminary Environmental Characterization, BSK & Associates, September 29, 1992, Summary and Evaluation of Environmental Conditions, Soil and Groundwater Investigation, March 24, 1998, EMCON, and Recommendations for Future Actions, Levine Fricke, July 2, 1996, it appears that groundwater and, to a lesser extent, soil beneath the site is impacted with chromium. As part of the previous investigations, soil borings SB-1 through SB-17 were drilled, and groundwater monitoring wells MW-1 and MW-1B through MW-6 were installed at the site. Site soil and groundwater impacted with chromium appears to be primarily located near a concrete-lined pit within the Hard Chrome facility (see Figure 2).

SAMPLING AND ANALYSIS PROGRAM

Shaw Environmental, Inc. (Shaw), formerly the IT Corporation, measured groundwater levels in each well on site using an electronic sounding device and reported the data on the monitoring well data forms included in Appendix A. Groundwater monitoring wells MW-1 through MW-6 were sampled consistent with the protocol presented in Figure 3 and submitted for chemical analysis. Groundwater samples collected on June 26 and 27, 1997, were not field filtered. Groundwater samples collected on March 26, 2003 were filtered in the field.

Groundwater samples collected from wells MW-1 through MW-6 were submitted to California Laboratory Services (CLS) (a state-certified laboratory, ELAP No. 1233) and analyzed for the CAM 17 listed dissolved metals using U. S. Environmental Protection Agency (USEPA) Series Methods 6000/7000, for dissolved hexavalent chromium using USEPA Method 7196, and for dissolved mercury by USEPA Method 7470. See Appendix B for certified analytical results and chain-of-custody reports.

RESULTS

Groundwater Flow and Gradient

Groundwater during the first quarter 2003 monitoring event was measured, and groundwater elevations were calculated in each well and used to construct a groundwater contour map (see Figure 4). During the first quarter 2003 monitoring event, groundwater flowed to the west with a gradient of approximately 0.0003 foot per foot. These flow conditions are generally similar to those reported by the previous consultant and generally agree with assumed regional flow patterns.

Quality Control Results

Laboratory Quality Control (QC) data were evaluated to assess the acceptability of the analytical data, and therefore, their usefulness in interpreting groundwater quality. Laboratory QC results are included with the analytical reports in Appendix B. The QC evaluation is summarized below.

- All analyses were performed within USEPA-recommended holding times
- The results of the daily laboratory method blanks were acceptable
- Matrix spike and matrix spike duplicates (MS/MSD) were performed by the laboratory. MS and MSD recoveries, and the relative percent difference (RPD) between duplicate results were within acceptance limits.
- The laboratory reported the results of laboratory control samples (LCS). Results were within acceptance limits.
- Routine reporting limits were used to quantify and report the analytical results.

The laboratory QC results indicate that the groundwater analytical data are of acceptable quality and can be used to evaluate groundwater quality.

Groundwater Analytical Results

Antimony was reported in wells MW-1B and MW-2 at concentrations of 0.092 and 1.2 milligrams per liter (mg/L), respectively. Barium was reported in all of the wells ranging from 0.056 to 0.22 mg/L. Chromium was reported in wells MW-1B, MW-2, MW-3, MW-4, MW-5, and MW-6 at concentrations of 35, 530, 0.14, 0.064, 6.0 and 0.066 mg/L, respectively. Hexavalent chromium was reported in wells MW-1B, MW-2, MW-3, MW-4, MW-5, and MW-6 at concentrations of 37, 530, 0.039, 0.049, 6.1, and 0.13 mg/L, respectively. Copper was reported in well MW-2 at a concentration of 6.7 mg/L. Nickel was reported in wells MW-1 and MW-4 at concentrations of 0.95 and 0.02 mg/L, respectively. Mercury was reported in wells MW-1 through MW-4 at concentrations of 0.0002, 0.00095, 0.0002, 0.00095, 0.00022, and 0.0002 mg/L, respectively. Zinc was reported in well MW-2 at a concentration 0.94 mg/L. Lead was reported in well MW-6 at a concentration of 0.0082 mg/L. Table 2 summarizes the groundwater analytical results.

SUMMARY AND CONCLUSIONS

Based on analytical results collected from wells MW-1 through MW-6 on March 26, 2003, metals reported include antimony, barium, chromium, hexavalent chromium, copper, lead, mercury, vanadium and zinc. Impacted water extends from the existing sump (well MW-2), west (hydraulically downgradient) toward the locations of wells MW-5 and MW-1B. The lateral extent of impacted groundwater beneath the site appears to be defined to the north by monitoring well MW-4; and to the south and southwest by wells MW-1, MW-3, and MW-6. The lateral extent of impacted groundwater has not been defined to the east or northwest of the site; however, concentrations of total chromium and hexavalent chromium have generally decreased in well MW-2 and wells MW-5 and MW-1B. Vertically, the extent of impacted groundwater has not been defined.

During the March 2002 monitoring event, the monitoring well exhibiting the greatest chromium impact was well MW-2, located hydraulically downgradient from the sump. Monitoring wells MW-3 and MW-5 also showed some chromium impact.

Concentrations of total chromium in on-site well MW-1B through MW-6, currently exceed the maximum contaminant level (MCL) for this compound (.05 mg/L). Overall, concentrations in these wells have declined with respect to historical levels. Total and hexavalent chromium concentrations in downgradient wells MW-1B and MW-5 show declining trends. Historical analytical results are contained in Table 2.

LIMITATIONS

The services described in this report were performed consistent with generally accepted professional consulting principles and practices. No other warranty, express or implied, is made. These services were performed consistent with our agreement with our client. This report is solely for the use and information of our client unless otherwise noted. Any reliance on this report by a third party is at such party's sole risk.

Opinions and recommendations contained in this report apply to conditions existing when services were performed and are intended only for the client, purposes, locations, time frames, and project parameters indicated. We are not responsible for the impacts of any changes in environmental standards, practices, or regulations subsequent to performance of services. We do not warrant the accuracy of information supplied by others, nor the use of segregated portions of this report.

Table 1

**Groundwater Elevation Data
Hard Chrome Engineering
March 26, 2003**

Sample Designation	Top of Casing (feet/SSR)	Depth to Water (feet)	Groundwater Elevation (feet/SSR)
MW-1	100.23	16.18	84.05
MW-1B	99.01	15.35	83.66
MW-2	100.38	16.58	83.80
MW-3	100.37	16.45	83.92
MW-4	100.30	16.36	83.94
MW-5	99.29	15.59	83.70
MW-6	100.48	16.64	83.84

feet/SSR = feet with respect to the site specific benchmark
NM = Not Measured. Near or under parked camper.

Table 2
Groundwater Analytical Results
Hard Chrome Engineering
(Units: mg/L, unless noted)

Sample Designation	Sampling Date	Antimony	Arsenic	Barium	Beryllium	Cadmium	Chromium	Hexavalent Chromium	Cobalt	Copper	Lead	Mercury	Molybdenum	Nickel	Selenium	Silver	Thallium	Vanadium	Zinc	pH (units)
MW-1	06/26/97	NA	<0.05	NA	<0.005	NA	0.33	<0.01	NA	NA	NA	NA	NA	NA	<0.05	NA	NA	NA	NA	6.57
MW-1	08/11/97	NA	NA	NA	NA	NA	<0.01	<0.01	NA	NA	NA	NA	NA	NA	NA	NA	NA	NA	NA	6.46
MW-1	09/29/97	NA	<0.05	NA	<0.005	NA	<0.01	<0.01	NA	NA	NA	NA	NA	NA	<0.05	NA	NA	NA	NA	6.53
MW-1	12/30/97	NA	<0.01	NA	<0.005	NA	0.01	<0.01	NA	NA	NA	NA	NA	NA	<0.01	NA	NA	NA	NA	7.18
MW-1	04/23/98	NA	NA	NA	NA	NA	<0.01	<0.01	NA	NA	NA	NA	NA	NA	NA	NA	NA	NA	NA	NA
MW-1	03/13/00	<0.1	<0.1	<0.1	<0.01	<0.01	0.0305	0.0261	<0.04	<0.01	<0.1	<0.0002	<0.04	<0.04	<0.1	<0.01	<0.1	<0.04	0.0107	6.51
MW-1	09/20/00	<0.05	<0.05	0.105	<0.005	<0.005	<0.005	<0.005	<0.02	<0.005	<0.05	<0.0002	<0.02	<0.02	<0.05	<0.005	<0.05	<0.02	<0.0005	6.31
MW-1	03/20/01	<0.1	<0.1	<0.1	<0.01	<0.01	0.0951	0.0486	<0.04	<0.01	<0.1	<0.0002	<0.04	<0.04	<0.1	<0.01	<0.1	<0.04	0.0236	6.88
MW-1	09/13/01	<0.1	<0.1	<0.1	<0.01	<0.01	<0.01	0.0052	<0.04	<0.01	<0.1	<0.0002	<0.04	<0.04	<0.1	<0.01	<0.1	<0.04	<0.01	5.54
MW-1	03/12/02	<0.05	<0.005	0.068	<0.005	<0.01	0.016	<0.01	<0.02	<0.02	<0.005	<0.0002	<0.02	<0.02	<0.005	<0.01	<0.005	<0.02	<0.02	5.80
MW-1	09/23/02	<0.05	<0.005	0.1	<0.005	<0.01	<0.02	<0.01	<0.02	<0.02	<0.005	<0.0002	<0.02	0.022	<0.005	<0.01	<0.01	<0.02	<0.02	6.86
MW-1	03/26/03	<0.05	<0.005	0.098	<0.005	<0.01	<0.02	<0.01	<0.02	<0.02	<0.005	0.0002	<0.02	<0.02	<0.005	<0.01	<0.01	<0.02	<0.02	7.11
MW-1B	06/27/97	NA	<0.05	NA	0.011	NA	430	360	NA	NA	NA	NA	NA	NA	<0.05	NA	NA	NA	NA	6.57
MW-1B	08/11/97	NA	NA	NA	NA	NA	340	330	NA	NA	NA	NA	NA	NA	NA	NA	NA	NA	NA	6.48
MW-1B	09/29/97	NA	<0.5	NA	<0.05	NA	280	260	NA	NA	NA	NA	NA	NA	<0.5	NA	NA	NA	NA	7.59
MW-1B	12/30/97	NA	<0.05	NA	<0.025	NA	200	160	NA	NA	NA	NA	NA	NA	<0.05	NA	NA	NA	NA	6.91
MW-1B	04/23/98	NA	NA	NA	NA	NA	580	520	NA	NA	NA	NA	NA	NA	NA	NA	NA	NA	NA	6.47
MW-1B	03/13/00	<0.1	<0.1	<0.1	<0.01	<0.01	252	258	<0.04	<0.01	<0.1	<0.0002	<0.04	<0.04	<0.1	<0.01	<0.1	<0.04	<0.01	6.56
MW-1B	09/20/00	0.56	<0.5	<0.5	<0.05	<0.05	134	122	<0.2	<0.05	<0.5	<0.0002	<0.2	<0.2	<0.5	<0.05	<0.5	<0.2	<0.005	6.01
MW-1B	03/20/01	<0.5	<0.5	<0.5	<0.05	<0.05	72.6	74.6	<0.2	<0.05	<0.5	<0.0002	<0.2	<0.2	<0.5	<0.05	<0.5	<0.2	<0.05	6.95
MW-1B	09/13/01	NA	NA	NA	NA	NA	NA	NA	NA	NA	NA	NA	NA	NA	NA	NA	NA	NA	NA	NA
MW-1B	03/12/02	NA	NA	NA	NA	NA	NA	NA	NA	NA	NA	NA	NA	NA	NA	NA	NA	NA	NA	NA
MW-1B	09/23/02	0.16	<0.005	0.051	<0.005	<0.01	33	35	<0.02	<0.02	<0.005	<0.0002	<0.02	<0.02	<0.005	<0.01	<0.01	0.071	<0.02	6.58
MW-1B	03/26/03	0.092	<0.005	0.056	<0.005	<0.01	35	37	<0.02	<0.02	<0.005	<0.0002	<0.02	<0.02	<0.005	<0.01	<0.01	<0.02	<0.02	6.91

Table 2
Groundwater Analytical Results
Hard Chrome Engineering
(Units: mg/L, unless noted)

Sample Designation	Sampling Date	Antimony	Arsenic	Barium	Beryllium	Cadmium	Chromium	Hexavalent Chromium	Cobalt	Copper	Lead	Mercury	Molybdenum	Nickel	Selenium	Silver	Thallium	Vanadium	Zinc	pH (units)
MW-2	06/27/97	NA	0.21	NA	0.032	NA	3000	3000	NA	NA	NA	NA	NA	NA	0.14	NA	NA	NA	NA	4.65
MW-2	08/11/97 *	NA	NA	NA	NA	NA	2600	2600	NA	NA	NA	NA	NA	NA	NA	NA	NA	NA	NA	5.66
MW-2	09/29/97	NA	<0.5	NA	<0.05	NA	1500	1400	NA	NA	NA	NA	NA	NA	<0.5	NA	NA	NA	NA	4.82
MW-2	12/30/97	NA	<0.05	NA	<0.025	NA	86	83	NA	NA	NA	NA	NA	NA	<0.05	NA	NA	NA	NA	6.42
MW-2	04/23/98	NA	NA	NA	NA	NA	150	140	NA	NA	NA	NA	NA	NA	NA	NA	NA	NA	NA	6.31
MW-2	03/13/00	<0.1	<0.1	<0.1	<0.01	<0.01	139	136	<0.04	1.24	<0.1	<0.0002	<0.04	0.3	<0.1	<0.01	<0.1	<0.04	0.294	4.77
MW-2	09/20/00	2.67	<2.5	<2.5	<0.25	<0.25	598	611	<1.0	7.06	<2.5	0.00078	<1.0	1.04	<2.5	<0.25	<2.5	<1.0	1.12	3.49
MW-2	03/20/01	2.24	<2	<2	<0.2	<0.2	752	757	<0.8	17.2	<2	0.00122	<0.8	1.69	<2	<0.2	<2	<0.8	1.88	6.37
MW-2	09/13/01	<10	<10	<10	<1	<1	1000	55	<4	14	<10	0.00088	<4	<4	<10	<1	<10	<4	2.3	5.19
MW-2	03/12/02	<0.05	<0.005	<0.02	<0.005	<0.01	410	410	<0.02	7.0	<0.005	0.00045	<0.02	0.94	<0.005	<0.01	<0.005	1.5	0.97	5.47
MW-2	09/23/02	2.9	<0.05	0.12	<0.025	<0.05	610	510	<0.1	2.9	<0.05	0.00041	<0.1	0.78	<0.05	<0.05	<0.1	1.2	0.75	6.24
MW-2	03/26/03	1.2	<0.05	0.22	<0.01	<0.02	530	530	<0.04	6.7	<0.05	0.00095	<0.04	0.95	<0.05	<0.02	<0.1	<0.04	0.94	5.91
MW-3	06/26/97	NA	<0.05	NA	0.011	NA	1	<0.01	NA	NA	NA	NA	NA	NA	<0.05	NA	NA	NA	NA	6.86
MW-3	08/11/97	NA	NA	NA	NA	NA	<0.01	<0.02	NA	NA	NA	NA	NA	NA	NA	NA	NA	NA	NA	6.84
MW-3	09/29/97	NA	<0.05	NA	<0.005	NA	<0.01	<0.01	NA	NA	NA	NA	NA	NA	0.05	NA	NA	NA	NA	7.55
MW-3	12/30/97	NA	<0.01	NA	<0.005	NA	<0.01	<0.01	NA	NA	NA	NA	NA	NA	<0.01	NA	NA	NA	NA	7.42
MW-3	04/23/98	NA	NA	NA	NA	NA	0.01	<0.01	NA	NA	NA	NA	NA	NA	NA	NA	NA	NA	NA	6.94
MW-3	03/13/00	<0.1	<0.1	<0.1	<0.01	<0.01	<0.01	0.00623	<0.04	<0.01	<0.1	<0.0002	<0.04	<0.04	<0.1	<0.01	<0.1	<0.04	<0.01	6.68
MW-3	09/20/00	<0.05	<0.05	0.0553	<0.005	<0.005	0.014	<0.005	<0.02	<0.005	<0.05	<0.0002	<0.02	<0.02	<0.05	0.0056	<0.05	<0.02	<0.0005	6.56
MW-3	03/20/01	<0.1	<0.1	<0.1	<0.01	<0.01	0.0368	0.017	<0.04	<0.01	<0.1	<0.0002	<0.04	<0.04	<0.1	<0.01	<0.1	<0.04	0.0135	7.00
MW-3	09/13/01	<0.1	<0.1	<0.1	<0.01	<0.01	0.11	0.074	<0.04	<0.01	<0.1	<0.0002	<0.04	<0.04	<0.1	<0.01	<0.1	<0.04	<0.01	6.28
MW-3	03/12/02	<0.05	<0.005	0.066	<0.005	<0.01	0.024	<0.01	<0.02	<0.02	<0.005	<0.0002	<0.02	<0.02	<0.005	<0.01	<0.005	<0.02	<0.02	6.28
MW-3	09/23/02	<0.05	<0.005	0.053	<0.005	<0.01	0.044	0.049	<0.02	<0.02	<0.005	<0.0002	<0.02	<0.02	<0.005	<0.01	<0.01	<0.02	<0.02	6.86
MW-3	03/26/03	<0.05	<0.005	0.059	<0.005	<0.01	0.14	0.039	<0.02	<0.02	<0.005	0.00022	<0.02	<0.02	<0.005	<0.01	<0.01	<0.02	<0.02	6.36

Table 2
Groundwater Analytical Results
Hard Chrome Engineering
(Units: mg/L, unless noted)

Sample Designation	Sampling Date	Antimony	Arsenic	Barium	Beryllium	Cadmium	Chromium	Hexavalent Chromium	Cobalt	Copper	Lead	Mercury	Molybdenum	Nickel	Selenium	Silver	Thallium	Vanadium	Zinc	pH (units)
MW-4	06/26/97	NA	<0.05	NA	0.006	NA	0.55	<0.01	NA	NA	NA	NA	NA	NA	0.06	NA	NA	NA	NA	6.88
MW-4	08/11/97	NA	NA	NA	NA	NA	<0.01	<0.01	NA	NA	NA	NA	NA	NA	NA	NA	NA	NA	NA	6.72
MW-4	09/29/97	NA	<0.05	NA	<0.005	NA	<0.01	<0.01	NA	NA	NA	NA	NA	NA	0.07	NA	NA	NA	NA	7.61
MW-4	12/30/97	NA	<0.01	NA	<0.005	NA	0.01	<0.01	NA	NA	NA	NA	NA	NA	<0.01	NA	NA	NA	NA	7.40
MW-4	04/23/98	NA	NA	NA	NA	NA	<0.01	<0.01	NA	NA	NA	NA	NA	NA	NA	NA	NA	NA	NA	NA
MW-4	03/13/00	<0.1	<0.1	<0.1	<0.01	<0.01	<0.01	0.00623	<0.04	<0.01	<0.1	<0.0002	<0.04	<0.04	<0.1	<0.01	<0.1	<0.04	<0.01	6.60
MW-4	09/20/00	<0.05	<0.05	0.0624	<0.005	<0.005	<0.005	<0.005	<0.02	<0.005	<0.05	<0.0002	<0.02	<0.02	<0.05	<0.005	<0.05	<0.02	<0.0005	6.62
MW-4	03/20/01	<0.1	<0.1	0.118	<0.01	<0.01	1.03	0.475	<0.04	<0.01	<0.1	<0.0002	<0.04	0.059	<0.1	<0.01	<0.1	<0.04	<0.01	6.64
MW-4	09/13/01	<0.1	<0.1	0.1	<0.01	<0.01	1.3	0.011	<0.04	<0.01	<0.1	<0.0002	<0.04	0.052	<0.1	<0.01	<0.1	<0.04	<0.01	5.94
MW-4	03/12/02	<0.05	<0.005	0.078	<0.005	<0.01	0.028	<0.01	<0.02	<0.02	<0.005	0.00032	<0.02	0.024	<0.005	<0.01	<0.005	<0.02	<0.02	6.15
MW-4	09/23/02	<0.05	<0.005	0.077	<0.005	<0.01	<0.02	<0.01	<0.02	<0.02	<0.005	<0.0002	<0.02	0.028	<0.005	<0.01	<0.01	<0.02	<0.02	7.00
MW-4	03/26/03	<0.05	<0.005	0.08	<0.005	<0.01	0.064	0.049	<0.02	<0.02	<0.005	0.0002	<0.02	0.02	<0.005	<0.01	<0.01	<0.02	<0.02	6.74
MW-5	06/27/97	NA	<0.05	NA	0.005	NA	110	90	NA	NA	NA	NA	NA	NA	<0.05	NA	NA	NA	NA	6.70
MW-5	08/11/97	NA	NA	NA	NA	NA	120	120	NA	NA	NA	NA	NA	NA	NA	NA	NA	NA	NA	6.67
MW-5	09/29/97	NA	<0.5	NA	<0.05	NA	130	100	NA	NA	NA	NA	NA	NA	<0.5	NA	NA	NA	NA	7.13
MW-5	12/30/97	NA	<0.05	NA	<0.025	NA	110	98	NA	NA	NA	NA	NA	NA	<0.05	NA	NA	NA	NA	7.13
MW-5	04/23/98	NA	NA	NA	NA	NA	70	58	NA	NA	NA	NA	NA	NA	NA	NA	NA	NA	NA	6.67
MW-5	03/13/00	<0.1	<0.1	<0.1	<0.01	<0.01	49.4	54.3	<0.04	<0.01	<0.1	<0.0002	<0.04	<0.04	<0.1	<0.01	<0.1	<0.04	<0.01	6.63
MW-5	09/20/00	<0.5	<0.5	<0.5	<0.05	<0.05	81.6	81.4	<0.2	<0.05	<0.5	<0.0002	<0.2	<0.2	<0.5	<0.05	<0.5	<0.2	<0.005	6.56
MW-5	03/20/01	<0.1	<0.1	<0.1	<0.01	<0.01	0.448	<0.005	<0.04	<0.01	<0.1	<0.0002	<0.04	<0.04	<0.1	<0.01	<0.1	<0.04	<0.01	6.94
MW-5	09/13/01	NA	NA	NA	NA	NA	NA	NA	NA	NA	NA	NA	NA	NA	NA	NA	NA	NA	NA	NA
MW-5	03/12/02	NA	NA	NA	NA	NA	NA	NA	NA	NA	NA	NA	NA	NA	NA	NA	NA	NA	NA	NA
MW-5	09/23/02	<0.05	<0.005	0.084	<0.005	<0.01	2.4	2.5	<0.02	<0.02	<0.005	<0.0002	<0.02	<0.02	<0.005	<0.01	<0.01	<0.02	<0.02	6.86
MW-5	03/26/03	<0.05	<0.005	0.067	<0.005	<0.01	6	6.1	<0.02	<0.02	<0.005	<0.0002	<0.02	<0.02	<0.005	<0.01	<0.01	<0.02	<0.02	6.69

Table 2
Groundwater Analytical Results
Hard Chrome Engineering
(Units: mg/L, unless noted)

Sample Designation	Sampling Date	Antimony	Arsenic	Barium	Beryllium	Cadmium	Chromium	Hexavalent Chromium	Cobalt	Copper	Lead	Mercury	Molybdenum	Nickel	Selenium	Silver	Thallium	Vanadium	Zinc	pH (units)	
MW-6	06/26/97	NA	<0.05	NA	0.005	NA	0.47	<0.01	NA	NA	NA	NA	NA	NA	<0.05	NA	NA	NA	NA	NA	6.91
MW-6	08/11/97	NA	NA	NA	NA	NA	<0.01	<0.01	NA	NA	NA	NA	NA	NA	NA	NA	NA	NA	NA	NA	6.84
MW-6	09/29/97	NA	<0.05	NA	<0.005	NA	<0.01	<0.01	NA	NA	NA	NA	NA	NA	0.05	NA	NA	NA	NA	NA	7.79
MW-6	12/30/97	NA	<0.01	NA	<0.005	NA	<0.01	<0.01	NA	NA	NA	NA	NA	NA	<0.01	NA	NA	NA	NA	NA	7.40
MW-6	04/23/98	NA	NA	NA	NA	NA	<0.01	<0.01	NA	NA	NA	NA	NA	NA	NA	NA	NA	NA	NA	NA	NA
MW-6	03/13/00	<0.1	<0.1	0.102	<0.01	<0.01	<0.01	0.00733	<0.04	<0.01	<0.1	<0.0002	<0.04	<0.04	<0.1	<0.01	<0.1	<0.04	<0.01	<0.01	6.71
MW-6	09/20/00	<0.05	<0.05	0.0667	<0.005	<0.005	0.00665	<0.005	<0.02	<0.005	<0.05	<0.0002	<0.02	<0.02	<0.05	<0.005	<0.05	<0.02	0.0133	<0.01	6.65
MW-6	03/20/01	<0.1	<0.1	<0.1	<0.01	<0.01	0.028	0.0249	<0.04	<0.01	<0.1	<0.0002	<0.04	<0.04	<0.1	<0.01	<0.1	<0.04	<0.01	<0.01	6.83
MW-6	09/13/01	<0.1	<0.1	<0.1	<0.01	<0.01	0.031	<0.005	<0.04	<0.01	<0.1	<0.0002	<0.04	<0.04	<0.1	<0.01	<0.1	<0.04	<0.01	<0.01	6.36
MW-6	03/12/02	<0.05	<0.005	0.075	<0.005	<0.01	0.018	<0.01	<0.02	<0.02	<0.005	0.00044	<0.02	<0.02	<0.005	<0.01	<0.005	<0.02	<0.02	<0.02	6.37
MW-6	09/23/02	<0.05	<0.005	0.067	<0.005	<0.01	<0.02	0.028	<0.02	<0.02	<0.005	<0.0002	<0.02	<0.02	<0.005	<0.01	<0.01	<0.02	<0.02	<0.02	6.87
MW-6	03/26/03	<0.05	<0.005	0.074	<0.005	<0.01	0.066	0.13	<0.02	<0.02	0.0082	<0.0002	<0.02	<0.02	<0.005	<0.01	<0.01	<0.02	<0.02	<0.02	7.03
MCL		0.006	0.05	1	0.004	0.005	0.05	***	---	1.0 **	---	0.002	---	0.1	0.05	0.1 **	0.002	---	5.0 **	---	

Note: Samples collected on 06/26/97 and 06/27/97 were unfiltered and analyzed for total metals; all other samples were field filtered and analyzed for dissolved metals.

mg/L = Milligrams per liter

NA = Not Analyzed.

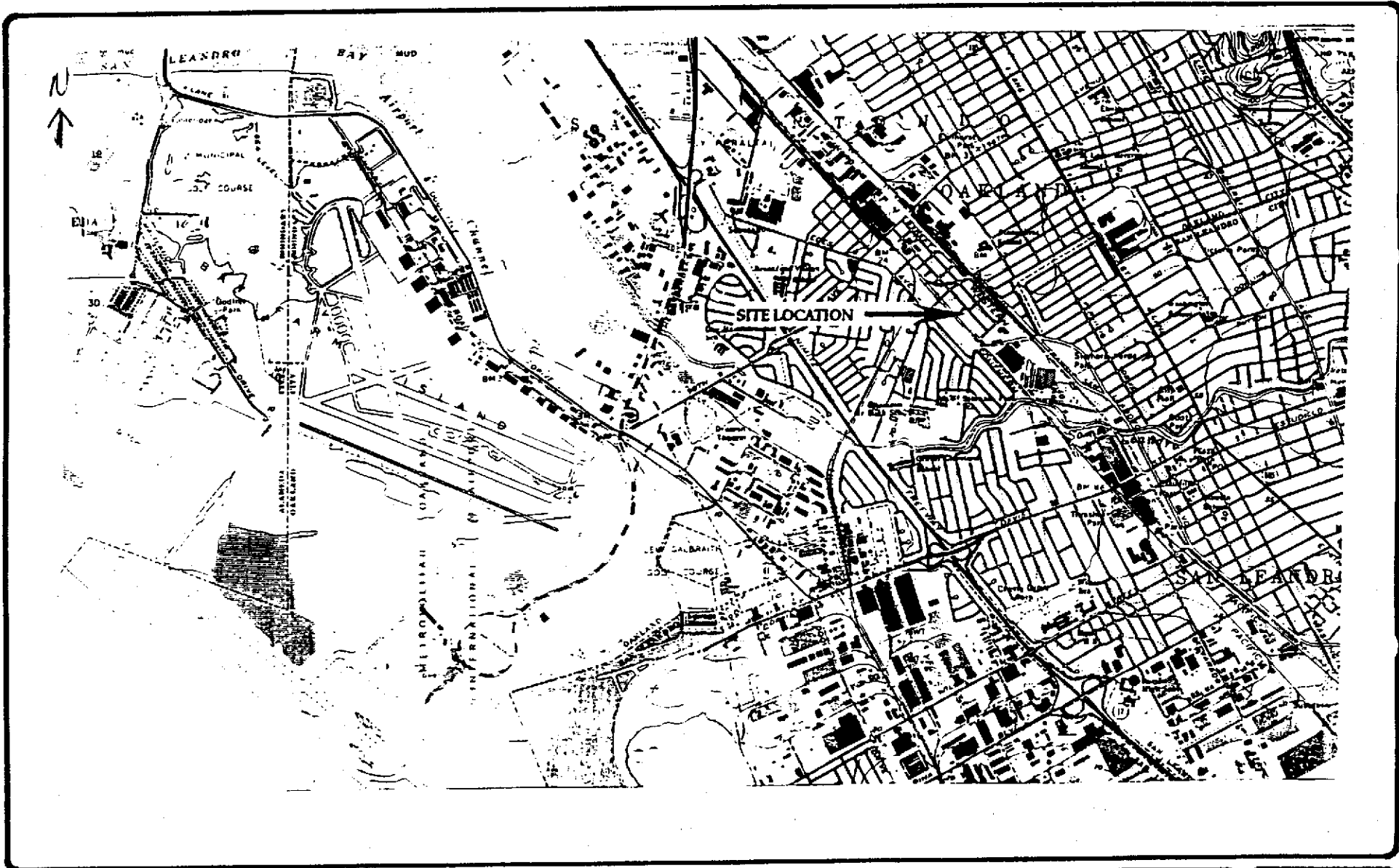
* Total dissolved solids and total suspended solids were analyzed and detected at concentrations of 5,200 and 13,000 mg/L.

MCL = California primary maximum contaminant level (MCL).

** = Secondary MCL

*** = Primary MCL to be adopted by January 1, 2004.

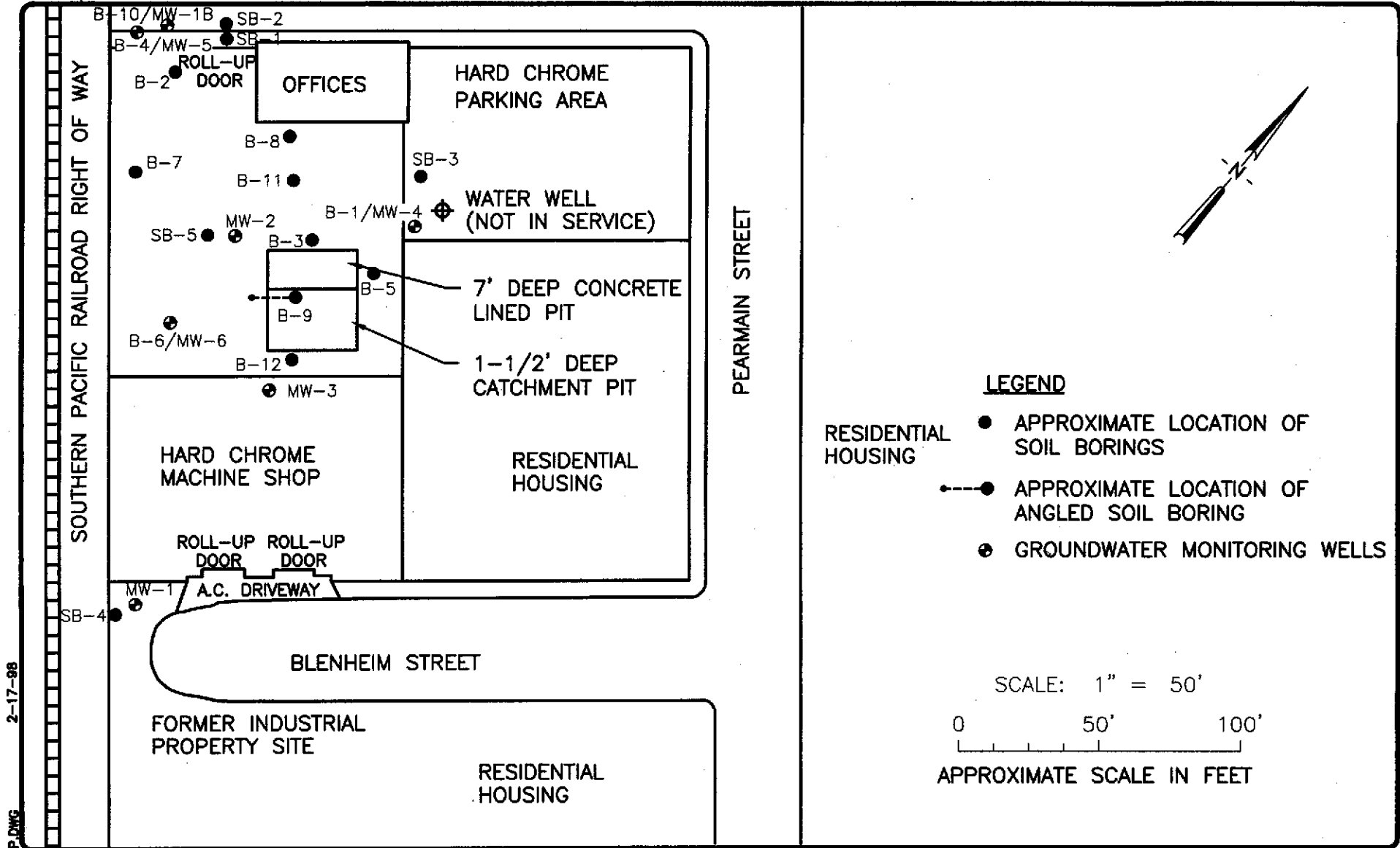
--- = MCL not established.



McLEMORE TRUST
HARD CHROME ENG. INC.,
750 1107th AVENUE, OAKLAND, CALIFORNIA

SITE LOCATION MAP

FIGURE
1
PROJECT NO.
22619-100.001



2-17-98

A:\DWG\2819\SITE\MAP.DWG



MCLEMORE TRUST
 HARD CHROME ENG. INC.,
 750 107TH AVENUE
 OAKLAND, CALIFORNIA
 SITE MAP

FIGURE
 2
 PROJECT NO.
 792775



EMCON

MONITORING WELL PURGING PROTOCOL

MEASURE AND RECORD DEPTH TO WATER AND WELL TOTAL DEPTH

CHECK FOR FLOATING PRODUCT

YES

MEASURE AND DOCUMENT FLOATING PRODUCT THICKNESS. DO NOT SAMPLE WELL FOR DISSOLVED CONSTITUENTS.

NO

CALCULATE PURGE VOLUME BY USING THE FOLLOWING EQUATION:
$$P = \pi r^2 h \times 7.48 \times 3$$
where:
P = calculated purge volume (gallons)
 π = 3.14
r = radius of well casing in feet
h = height of water column in feet

WELL EVACUATED TO PRACTICAL LIMITS OF DRYNESS BEFORE REMOVING CALCULATED PURGE VOLUME

EVACUATE WATER FROM WELL EQUAL TO THE CALCULATED PURGE VOLUME WHILE MONITORING GROUND-WATER STABILIZATION INDICATOR PARAMETERS (pH, CONDUCTIVITY, TEMPERATURE) AND TURBIDITY AT INTERVALS OF ONE CASING VOLUME.

NO

YES

FINAL TWO SETS OF GROUND-WATER STABILIZATION INDICATOR PARAMETER MEASUREMENTS MEET THE FOLLOWING CRITERIA:
pH = \pm 0.05 pH units
COND. = \pm 3 %
TEMP. = \pm 1.0 °F
TURBIDITY = \pm <5 NTU

WELL RECHARGES TO A LEVEL SUFFICIENT FOR SAMPLE COLLECTION WITHIN 24 HOURS OF EVACUATION TO DRYNESS.

YES

NO

YES

NO

WELL PURGING CRITERIA MET; PROCEED TO WELL SAMPLING

CONTINUE PURGING; EVACUATE ADDITIONAL CASING VOLUME OF WATER, MONITORING INDICATOR PARAMETERS FOR STABILITY.

FIELD TEST FIRST RECHARGE WATER FOR INDICATOR PARAMETERS AND TURBIDITY, THEN PROCEED TO WELL SAMPLING.

RECORD WELL AS DRY FOR PURPOSES OF SAMPLING.

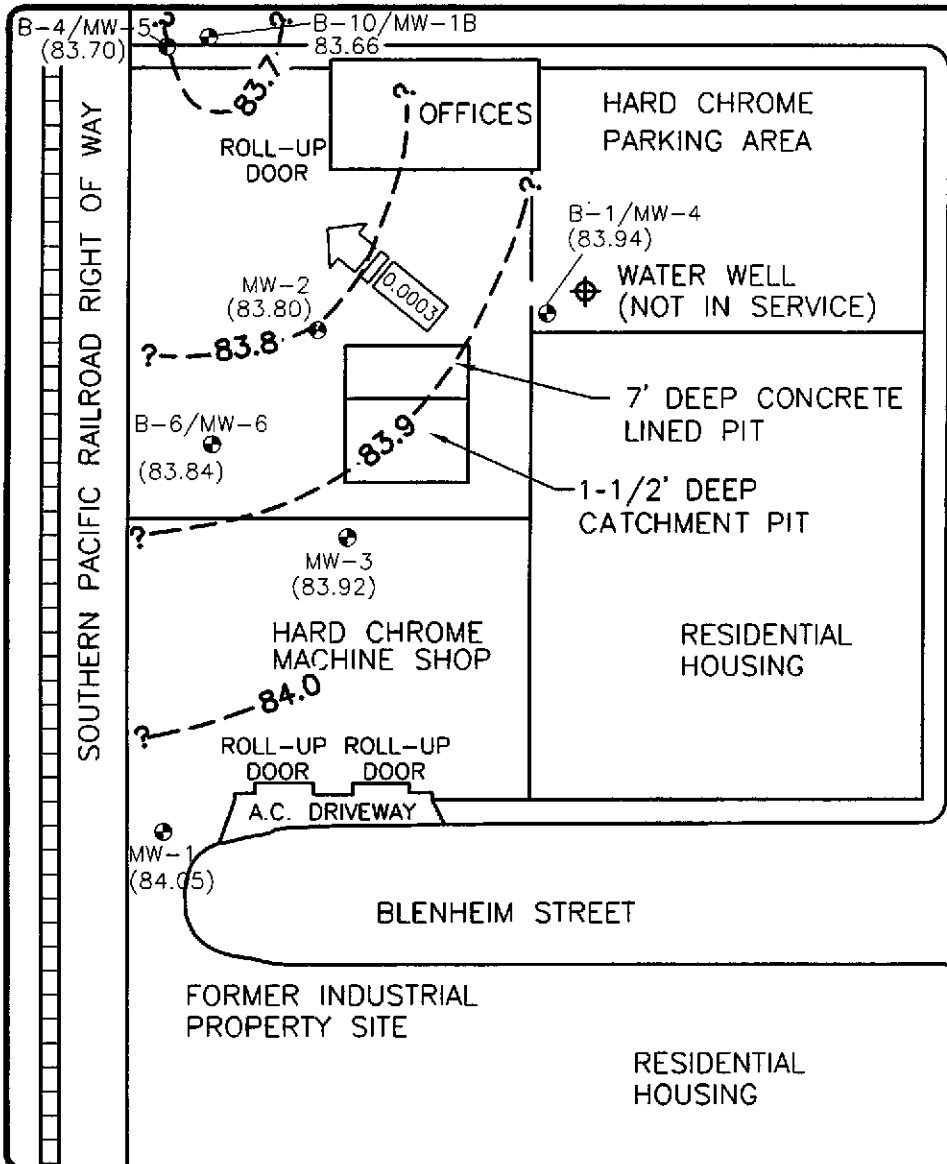


EMCON

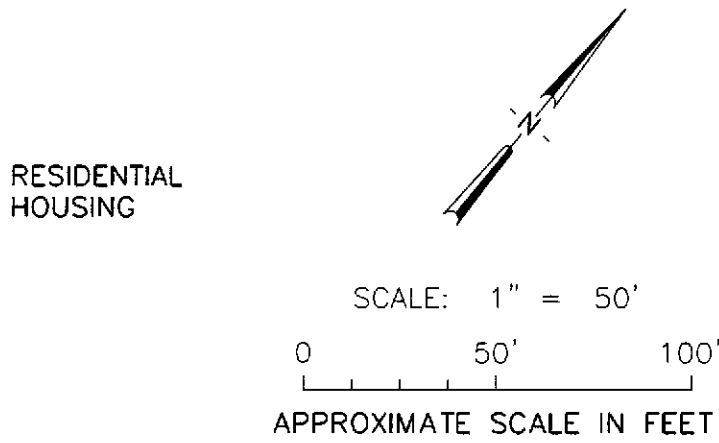
MONITORING WELL PURGING PROTOCOL

FIGURE

3



- LEGEND**
- GROUNDWATER MONITORING WELLS
 - (83.03) GROUNDWATER ELEVATION (FEET) MARCH 26, 2003
 - GROUNDWATER CONTOURS MARCH 26, 2003
 - 0.0003 → GROUNDWATER FLOW DIRECTION



MCLEMORE TRUST
 HARD CHROME ENG. INC.,
 750 107TH AVENUE
OAKLAND, CALIFORNIA
GROUNDWATER CONTOUR MAP
MARCH 26, 2003

FIGURE
4
 PROJECT NO.
 792775

APPENDIX A
FIELD REPORT AND FIELD DATA SHEETS

**FIELD REPORT
WATER LEVEL / FLOATING PRODUCT
SURVEY**

Shaw Environmental & Infrastructure, Inc.
1326 North Market Boulevard
Sacramento, California 95834
(916) 928-3300

PROJECT NO : 792775 / 00002000

LOCATION : 750 107th Avenue, Oakland

DATE: 3-26-03

CLIENT : Hard Chrome Engineering

SAMPLER : Paul Weinhardt

WELL ID	CASING ELEVATION (Feet, MSL)	TOTAL DEPTH (Feet)	PREVIOUS DEPTH TO WATER 9/23/02	DEPTH TO WATER (Feet)	FLOATING PRODUCT THICKNESS (Feet)	COMMENTS
MW-1		24.40	17.20	16.18	—	
MW-2		23.90	17.56	16.58	—	
MW-3		23.50	17.43	16.45	—	
MW-4		22.90	17.34	16.36	—	
MW-5		23.20	16.60	15.59		
MW-6		22.70	17.66	16.64	—	
MW-1B		30.00	16.38	15.35		

Comments :



 Signature

WATER SAMPLE FIELD DATA SHEET

Rev. 1/97

PROJECT NO: 792775 / 00002000
 PURGED BY: Paul Weinhardt
 SAMPLED BY: Paul Weinhardt

SAMPLE ID: MW1
 CLIENT NAME: Hard Chrome Engineering
 LOCATION: 750 107th Avenue, Oakland

TYPE: Groundwater Surface Water _____ Leachate _____ Other _____
 CASING DIAMETER (inches): 2 3 _____ 4 _____ 4.5 _____ 6 _____ Other _____

CASING ELEVATION (feet/MSL): _____ VOLUME IN CASING (gal.): 1.39
 DEPTH OF WELL (feet): 29.40 CALCULATED PURGE (gal.): 4.19
 DEPTH TO WATER (feet): 16.18 ACTUAL PURGE VOL. (gal.): 4.50

DATE PURGED: 3-26-03 END PURGE: B42
 DATE SAMPLED: 3-26-03 SAMPLING TIME: B49

TIME (2400 HR)	VOLUME (gal.)	pH (units)	E.C. (µmhos/cm@25°C)	TEMPERATURE (°C)	COLOR (visual)	TURBIDITY (visual)
<u>B34</u>	<u>1.5</u>	<u>7.33</u>	<u>326</u>	<u>18.1°</u>	<u>Cloudy</u>	<u>MOD</u>
<u>B38</u>	<u>3.0</u>	<u>7.16</u>	<u>307</u>	<u>17.9°</u>	<u>Cloudy</u>	<u>MOD</u>
<u>B42</u>	<u>4.5</u>	<u>7.11</u>	<u>296</u>	<u>17.8°</u>	<u>Cloudy</u>	<u>MOD</u>

OTHER: _____ ODOR: _____
(COBALT 0-100) (NTU 0-200)

FIELD QC SAMPLES COLLECTED AT THIS WELL (i.e. FB-1, XDUP-1): _____

PURGING EQUIPMENT

SAMPLING EQUIPMENT

<input type="checkbox"/> 2" Bladder Pump	<input type="checkbox"/> Bailer (Teflon)	<input type="checkbox"/> 2" Bladder Pump	<input type="checkbox"/> Bailer (Teflon)
<input type="checkbox"/> Centrifugal Pump	<input type="checkbox"/> Bailer (PVC)	<input type="checkbox"/> Bomb Sampler	<input type="checkbox"/> Bailer (Stainless Steel)
<input type="checkbox"/> Submersible Pump	<input type="checkbox"/> Bailer (Stainless Steel)	<input type="checkbox"/> Dipper	<input type="checkbox"/> Submersible Pump
<input checked="" type="checkbox"/> Disposal Bailer	<input type="checkbox"/> Dedicated	<input checked="" type="checkbox"/> Disposal Bailer	<input type="checkbox"/> Dedicated
Other: _____		Other: _____	

WELL INTEGRITY: Good LOCK: 0464

REMARKS: _____

pH, E.C., Temp. Meter Calibration: Date: _____ Time: _____ Meter Serial No.: _____
 E.C. 1000 _____ / _____ pH 7 _____ / _____ pH 10 _____ / _____ pH 4 _____ / _____

Temperature °C _____
 SIGNATURE: Paul Weinhardt REVIEWED BY: [Signature] PAGE 1 OF 7

WATER SAMPLE FIELD DATA SHEET

Rev. 1/97

PROJECT NO: 792775 / 00002000
 PURGED BY: Paul Weinhardt
 SAMPLED BY: Paul Weinhardt

SAMPLE ID: MW1B
 CLIENT NAME: Hard Chrome Engineering
 LOCATION: 750 107th Avenue, Oakland

TYPE: Groundwater Surface Water _____ Leachate _____ Other _____
 CASING DIAMETER (inches): 2 3 _____ 4 _____ 4.5 _____ 6 _____ Other _____

CASING ELEVATION (feet/MSL): _____ VOLUME IN CASING (gal.): 2.49
 DEPTH OF WELL (feet): 30.00 CALCULATED PURGE (gal.): 7.47
 DEPTH TO WATER (feet): 15.35 ACTUAL PURGE VOL. (gal.): 7.50

DATE PURGED: 3.26.03 END PURGE: 1/26
 DATE SAMPLED: 3.26.03 SAMPLING TIME: 1134

TIME (2400 HR)	VOLUME (gal.)	pH (units)	E.C. (µmhos/cm@25°C)	TEMPERATURE (°C)	COLOR (visual)	TURBIDITY (visual)
<u>1118</u>	<u>2.5</u>	<u>7.12</u>	<u>738</u>	<u>18.8°</u>	<u>Cloudy</u>	<u>MOD</u>
<u>1122</u>	<u>5.0</u>	<u>6.97</u>	<u>694</u>	<u>19.00</u>	<u>yellow</u>	<u>MOD</u>
<u>1126</u>	<u>7.5</u>	<u>6.91</u>	<u>686</u>	<u>18.9°</u>	<u>yellow</u>	<u>MOD</u>

OTHER: _____ ODOR: _____
(COBALT 0-100) (NTU 0-200)

FIELD QC SAMPLES COLLECTED AT THIS WELL (i.e. FB-1, XDUP-1): _____

PURGING EQUIPMENT

SAMPLING EQUIPMENT

_____ 2" Bladder Pump _____ Bailer (Teflon)
 _____ Centrifugal Pump _____ Bailer (PVC)
 _____ Submersible Pump _____ Bailer (Stainless Steel)
 Disposal Bailer _____ Dedicated
 Other: _____

_____ 2" Bladder Pump _____ Bailer (Teflon)
 _____ Bomb Sampler _____ Bailer (Stainless Steel)
 _____ Dipper _____ Submersible Pump
 Disposal Bailer _____ Dedicated
 Other: _____

WELL INTEGRITY: G1000 LOCK: 0464

REMARKS: _____

pH, E.C., Temp. Meter Calibration: Date: _____ Time: _____ Meter Serial No.: _____
 E.C. 1000 / _____ pH 7 / _____ pH 10 / _____ pH 4 / _____

Temperature °C _____
 SIGNATURE: Paul Weinhardt REVIEWED BY: [Signature] PAGE 2 OF 7

WATER SAMPLE FIELD DATA SHEET

Rev. 1/97

PROJECT NO: 792775 / 00002000
 PURGED BY: Paul Weinhardt
 SAMPLED BY: Paul Weinhardt

SAMPLE ID: MW 2
 CLIENT NAME: Hard Chrome Engineering
 LOCATION: 750 107th Avenue, Oakland

TYPE: Groundwater Surface Water _____ Leachate _____ Other _____
 CASING DIAMETER (inches): 2 3 _____ 4 _____ 4.5 _____ 6 _____ Other _____

CASING ELEVATION (feet/MSL): _____ VOLUME IN CASING (gal.): 1.24
 DEPTH OF WELL (feet): 23.90 CALCULATED PURGE (gal.): 3.73
 DEPTH TO WATER (feet): 16.58 ACTUAL PURGE VOL. (gal.): 3.75

DATE PURGED: 3-26-03 END PURGE: 1015
 DATE SAMPLED: 3-26-03 SAMPLING TIME: 1024

TIME (2400 HR)	VOLUME (gal.)	pH (units)	E.C. (µmhos/cm@25°C)	TEMPERATURE (°C)	COLOR (visual)	TURBIDITY (visual)
<u>1009</u>	<u>1.25</u>	<u>6.04</u>	<u>1180</u>	<u>20.1°</u>	<u>Cloudy</u>	<u>MOD</u>
<u>1012</u>	<u>2.50</u>	<u>5.96</u>	<u>1210</u>	<u>19.9°</u>	<u>Cloudy</u>	<u>MOD</u>
<u>1015</u>	<u>3.75</u>	<u>5.91</u>	<u>1236</u>	<u>19.9°</u>	<u>Cloudy</u>	<u>MOD</u>

OTHER: _____ ODOR: _____
(COBALT 0-100) (NTU 0-200)

FIELD QC SAMPLES COLLECTED AT THIS WELL (i.e. FB-1, XDUP-1): _____

PURGING EQUIPMENT			SAMPLING EQUIPMENT		
<input type="checkbox"/> 2" Bladder Pump	<input type="checkbox"/> Bailer (Teflon)	<input type="checkbox"/> 2" Bladder Pump	<input type="checkbox"/> Bailer (Teflon)		
<input type="checkbox"/> Centrifugal Pump	<input type="checkbox"/> Bailer (PVC)	<input type="checkbox"/> Bomb Sampler	<input type="checkbox"/> Bailer (Stainless Steel)		
<input type="checkbox"/> Submersible Pump	<input type="checkbox"/> Bailer (Stainless Steel)	<input type="checkbox"/> Dipper	<input type="checkbox"/> Submersible Pump		
<input checked="" type="checkbox"/> Disposal Bailer	<input type="checkbox"/> Dedicated	<input checked="" type="checkbox"/> Disposal Bailer	<input type="checkbox"/> Dedicated		
Other: _____		Other: _____			

WELL INTEGRITY: Good LOCK: 0464

REMARKS: _____

pH, E.C., Temp. Meter Calibration: Date: _____ Time: _____ Meter Serial No.: _____
 E.C. 1000 _____ / _____ pH 7 _____ / _____ pH 10 _____ / _____ pH 4 _____ / _____
 Temperature °C _____
 SIGNATURE: Paul Weinhardt REVIEWED BY: [Signature] PAGE 3 OF 7

WATER SAMPLE FIELD DATA SHEET

Rev. 1/97

PROJECT NO: 792775 / 00002000
 PURGED BY: Paul Weinhardt
 SAMPLED BY: Paul Weinhardt

SAMPLE ID: MW 3
 CLIENT NAME: Hard Chrome Engineering
 LOCATION: 750 107th Avenue, Oakland

TYPE: Groundwater Surface Water _____ Leachate _____ Other _____
 CASING DIAMETER (inches): 2 3 _____ 4 _____ 4.5 _____ 6 _____ Other _____

CASING ELEVATION (feet/MSL): _____ VOLUME IN CASING (gal.): 1.19
 DEPTH OF WELL (feet): 23.5 CALCULATED PURGE (gal.): 3.59
 DEPTH TO WATER (feet): 16.45 ACTUAL PURGE VOL. (gal.): 3.75

DATE PURGED: 3-26-03 END PURGE: 1049
 DATE SAMPLED: 3-26-03 SAMPLING TIME: 1058

TIME (2400 HR)	VOLUME (gal.)	pH (units)	E.C. (µmhos/cm@25°C)	TEMPERATURE (°C)	COLOR (visual)	TURBIDITY (visual)
<u>1041</u>	<u>1.25</u>	<u>6.96</u>	<u>352</u>	<u>19.90</u>	<u>cloudy</u>	<u>MOD</u>
<u>1045</u>	<u>2.50</u>	<u>6.41</u>	<u>331</u>	<u>19.90</u>	<u>cloudy</u>	<u>MOD</u>
<u>1049</u>	<u>3.75</u>	<u>6.36</u>	<u>309</u>	<u>19.80</u>	<u>cloudy</u>	<u>MOD</u>

OTHER: _____ ODOR: _____
(COBALT 0-100) (NTU 0-200)

FIELD QC SAMPLES COLLECTED AT THIS WELL (i.e. FB-1, XDUP-1): _____

PURGING EQUIPMENT			SAMPLING EQUIPMENT		
<input type="checkbox"/> 2" Bladder Pump	<input type="checkbox"/> Bailer (Teflon)		<input type="checkbox"/> 2" Bladder Pump	<input type="checkbox"/> Bailer (Teflon)	
<input type="checkbox"/> Centrifugal Pump	<input type="checkbox"/> Bailer (PVC)		<input type="checkbox"/> Bomb Sampler	<input type="checkbox"/> Bailer (Stainless Steel)	
<input type="checkbox"/> Submersible Pump	<input type="checkbox"/> Bailer (Stainless Steel)		<input type="checkbox"/> Dipper	<input type="checkbox"/> Submersible Pump	
<input checked="" type="checkbox"/> Disposal Bailer	<input type="checkbox"/> Dedicated		<input checked="" type="checkbox"/> Disposal Bailer	<input type="checkbox"/> Dedicated	
Other: _____			Other: _____		

WELL INTEGRITY: Good LOCK: 0464

REMARKS: _____

pH, E.C., Temp. Meter Calibration: Date: _____ Time: _____ Meter Serial No.: _____
 E.C. 1000 _____ / _____ pH 7 _____ / _____ pH 10 _____ / _____ pH 4 _____ / _____

Temperature °C _____
 SIGNATURE: Paul Weinhardt REVIEWED BY: [Signature] PAGE 4 OF 7

WATER SAMPLE FIELD DATA SHEET

Rev. 1/97

PROJECT NO: 792775 / 00002000
 PURGED BY: Paul Weinhardt
 SAMPLED BY: Paul Weinhardt

SAMPLE ID: MW4
 CLIENT NAME: Hard Chrome Engineering
 LOCATION: 750 107th Avenue, Oakland

TYPE: Groundwater Surface Water _____ Leachate _____ Other _____
 CASING DIAMETER (inches): 2 3 _____ 4 _____ 4.5 _____ 6 _____ Other _____

CASING ELEVATION (feet/MSL): _____ VOLUME IN CASING (gal.): 1.1
 DEPTH OF WELL (feet): 22.90 CALCULATED PURGE (gal.): 3.33
 DEPTH TO WATER (feet): 16.36 ACTUAL PURGE VOL. (gal.): 3.00

DATE PURGED: 3-26-03 END PURGE: 918
 DATE SAMPLED: 3-26-03 SAMPLING TIME: 927

TIME (2400 HR)	VOLUME (gal.)	pH (units)	E.C. (µmhos/cm@25°C)	TEMPERATURE (°C)	COLOR (visual)	TURBIDITY (visual)
<u>910</u>	<u>1.0</u>	<u>6.90</u>	<u>402</u>	<u>19.40</u>	<u>cloudy</u>	<u>MOD</u>
<u>914</u>	<u>2.0</u>	<u>6.81</u>	<u>369</u>	<u>19.60</u>	<u>cloudy</u>	<u>MOD</u>
<u>918</u>	<u>3.0</u>	<u>6.74</u>	<u>357</u>	<u>19.50</u>	<u>cloudy</u>	<u>MOD</u>

OTHER: _____ ODOR: _____
(COBALT 0-100) (NTU 0-200)

FIELD QC SAMPLES COLLECTED AT THIS WELL (i.e. FB-1, XDUP-1): _____

PURGING EQUIPMENT

SAMPLING EQUIPMENT

____ 2" Bladder Pump _____ Bailer (Teflon)
 _____ Centrifugal Pump _____ Bailer (PVC)
 _____ Submersible Pump _____ Bailer (Stainless Steel)
 Disposal Bailer _____ Dedicated

____ 2" Bladder Pump _____ Bailer (Teflon)
 _____ Bomb Sampler _____ Bailer (Stainless Steel)
 _____ Dipper _____ Submersible Pump
 Disposal Bailer _____ Dedicated

Other: _____

Other: _____

WELL INTEGRITY: Good LOCK: 0464

REMARKS: _____

pH, E.C., Temp. Meter Calibration: Date: _____ Time: _____ Meter Serial No.: _____
 E.C. 1000 _____ / _____ pH 7 _____ / _____ pH 10 _____ / _____ pH 4 _____ / _____

Temperature °C _____
 SIGNATURE: Paul Weinhardt REVIEWED BY: [Signature] PAGE 5 OF 7

WATER SAMPLE FIELD DATA SHEET

Rev. 1/97

PROJECT NO: 792775 / 00002000
 PURGED BY: Paul Weinhardt
 SAMPLED BY: Paul Weinhardt

SAMPLE ID: MW #5
 CLIENT NAME: Hard Chrome Engineering
 LOCATION: 750 107th Avenue, Oakland

TYPE: Groundwater Surface Water _____ Leachate _____ Other _____
 CASING DIAMETER (inches): 2 3 _____ 4 _____ 4.5 _____ 6 _____ Other _____

CASING ELEVATION (feet/MSL): _____ VOLUME IN CASING (gal.): 1.29
 DEPTH OF WELL (feet): 23.20 CALCULATED PURGE (gal.): 3.88
 DEPTH TO WATER (feet): 15.59 ACTUAL PURGE VOL. (gal.): 3.75

DATE PURGED: 3-26-03 END PURGE: 1157
 DATE SAMPLED: 3-26-03 SAMPLING TIME: 1206

TIME (2400 HR)	VOLUME (gal.)	pH (units)	E.C. (umhos/cm@25°C)	TEMPERATURE (°C)	COLOR (visual)	TURBIDITY (visual)
<u>1157</u>	<u>1.25</u>	<u>6.91</u>	<u>379</u>	<u>18.9°</u>	<u>Cloudy</u>	<u>MOD</u>
<u>1154</u>	<u>2.50</u>	<u>6.74</u>	<u>341</u>	<u>19.1°</u>	<u>Cloudy</u>	<u>MOD</u>
<u>1157</u>	<u>3.75</u>	<u>6.69</u>	<u>331</u>	<u>19.2°</u>	<u>Cloudy</u>	<u>MOD</u>

OTHER: _____ ODOR: _____
(COBALT 0-100) (NTU 0-200)

FIELD QC SAMPLES COLLECTED AT THIS WELL (i.e. FB-1, XDUP-1): _____

PURGING EQUIPMENT		SAMPLING EQUIPMENT	
<input type="checkbox"/> 2" Bladder Pump	<input type="checkbox"/> Bailer (Teflon)	<input type="checkbox"/> 2" Bladder Pump	<input type="checkbox"/> Bailer (Teflon)
<input type="checkbox"/> Centrifugal Pump	<input type="checkbox"/> Bailer (PVC)	<input type="checkbox"/> Bomb Sampler	<input type="checkbox"/> Bailer (Stainless Steel)
<input type="checkbox"/> Submersible Pump	<input type="checkbox"/> Bailer (Stainless Steel)	<input type="checkbox"/> Dipper	<input type="checkbox"/> Submersible Pump
<input checked="" type="checkbox"/> Disposal Bailer	<input type="checkbox"/> Dedicated	<input checked="" type="checkbox"/> Disposal Bailer	<input type="checkbox"/> Dedicated
Other: _____		Other: _____	

WELL INTEGRITY: C7000 LOCK: 0464

REMARKS: _____

pH, E.C., Temp. Meter Calibration: Date: _____ Time: _____ Meter Serial No.: _____
 E.C. 1000 _____ / _____ pH 7 _____ / _____ pH 10 _____ / _____ pH 4 _____ / _____

Temperature °C _____
 SIGNATURE: Paul Weinhardt REVIEWED BY: [Signature] PAGE 6 OF 7

WATER SAMPLE FIELD DATA SHEET

Rev. 1/97

PROJECT NO : 792775 / 00002000
 PURGED BY : Paul Weinhardt
 SAMPLED BY : Paul Weinhardt

SAMPLE ID : MW6
 CLIENT NAME : Hard Chrome Engineering
 LOCATION : 750 107th Avenue, Oakland

TYPE: Groundwater Surface Water _____ Leachate _____ Other _____
 CASING DIAMETER (inches): 2 3 _____ 4 _____ 4.5 _____ 6 _____ Other _____

CASING ELEVATION (feet/MSL) : _____ VOLUME IN CASING (gal.) : 1.03
 DEPTH OF WELL (feet) : 22.70 CALCULATED PURGE (gal.) : 3.09
 DEPTH TO WATER (feet) : 16.64 ACTUAL PURGE VOL. (gal.) : 3.00

DATE PURGED : 3.26.03 END PURGE : 947
 DATE SAMPLED : 3.26.03 SAMPLING TIME : 955

TIME (2400 HR)	VOLUME (gal.)	pH (units)	E.C. (µmhos/cm@25°C)	TEMPERATURE (°C)	COLOR (visual)	TURBIDITY (visual)
<u>941</u>	<u>1.0</u>	<u>7.22</u>	<u>426</u>	<u>20.1°</u>	<u>Cloudy</u>	<u>MOD</u>
<u>944</u>	<u>2.0</u>	<u>7.12</u>	<u>403</u>	<u>19.9°</u>	<u>Cloudy</u>	<u>MOD</u>
<u>947</u>	<u>3.0</u>	<u>7.03</u>	<u>396</u>	<u>19.9°</u>	<u>Cloudy</u>	<u>MOD</u>

OTHER: _____ ODOR: _____
(COBALT 0-100) (NTU 0-200)

FIELD QC SAMPLES COLLECTED AT THIS WELL (i.e. FB-1, XDUP-1) : _____

PURGING EQUIPMENT

SAMPLING EQUIPMENT

<input type="checkbox"/> 2" Bladder Pump	<input type="checkbox"/> Bailer (Teflon)	<input type="checkbox"/> 2" Bladder Pump	<input type="checkbox"/> Bailer (Teflon)
<input type="checkbox"/> Centrifugal Pump	<input type="checkbox"/> Bailer (PVC)	<input type="checkbox"/> Bomb Sampler	<input type="checkbox"/> Bailer (Stainless Steel)
<input type="checkbox"/> Submersible Pump	<input type="checkbox"/> Bailer (Stainless Steel)	<input type="checkbox"/> Dipper	<input type="checkbox"/> Submersible Pump
<input checked="" type="checkbox"/> Disposal Bailer	<input type="checkbox"/> Dedicated	<input checked="" type="checkbox"/> Disposal Bailer	<input type="checkbox"/> Dedicated
Other: _____		Other: _____	

WELL INTEGRITY: Good LOCK: 0464

REMARKS: _____

pH, E.C., Temp. Meter Calibration: Date: _____ Time: _____ Meter Serial No.: _____
 E.C. 1000 _____ / _____ pH 7 _____ / _____ pH 10 _____ / _____ pH 4 _____ / _____

Temperature °C _____
 SIGNATURE: Paul Weinhardt REVIEWED BY: [Signature] PAGE 7 OF 7

Drum Inventory Record

792775 / 00002000

Project No

750 107th Ave., Oakland

Location

3-26-03

Date

Hard Chrome Engineering

Client

Paul Weinhardt

Sampler

DRUM NUMBER OR ID	WELL OR SOURCE ID(s)	TYPE OF MATERIAL	AMOUNT OF MATERIAL IN DRUM	DATE ACCUMULATED OR GENERATED
	299AL	Drummed		
4 DRUMS TOTAL				
* NEED A DRUM FOR NEXT EVENT *				

Sketch locations of drums, include drum ID's

COMMENTS:

Number of Drums From This Event

1

Total Number of Drums At Site

4

APPENDIX B

CERTIFIED ANALYTICAL RESULTS AND CHAIN-OF-CUSTODY REPORTS

CALIFORNIA LABORATORY SERVICES

3249 Fitzgerald Road Rancho Cordova, CA 95742

April 04, 2003

CLS Work Order #: CMC0550
COC #: 209797


Charles Metzinger
SHAW, E & I Inc. (Sacramento)
1326 North Market Blvd.
Sacramento, CA 95834

Project Name: Hard Chrome Engineering

Enclosed are the results of analyses for samples received by the laboratory on 03/26/03 13:20. Samples were analyzed pursuant to client request utilizing EPA or other ELAP approved methodologies. I certify that the results are in compliance both technically and for completeness.

Analytical results are attached to this letter. Please call if we can provide additional assistance.

Sincerely,



James Liang, Ph.D.
Laboratory Director

CA DOHS ELAP Accreditation/Registration number 1233

CALIFORNIA LABORATORY SERVICES

04/04/03 10:08

SHAW, E & I Inc. (Sacramento)
1326 North Market Blvd.
Sacramento CA, 95834

Project: Hard Chrome Engineering
Project Number: 792775/00002000
Project Manager: Charles Metzinger

CLS Work Order #: CMC0550
COC #: 209797

CAM 17 Metals

Analyte	Result	Reporting Limit	Units	Dilution	Batch	Prepared	Analyzed	Method	Notes
MW-1 (CMC0550-01) Water Sampled: 03/26/03 08:49 Received: 03/26/03 13:20									
Arsenic	ND	5.0	µg/L	1	CC32711	03/27/03	03/28/03	EPA 6020	
Lead	ND	5.0	"	"	"	"	"	"	
Selenium	ND	5.0	"	"	"	"	"	"	
Thallium	ND	10	"	"	"	"	"	"	
Antimony	ND	50	"	"	CC32712	03/27/03	03/28/03	EPA 6010B	
Barium	98	20	"	"	"	"	"	"	
Beryllium	ND	5.0	"	"	"	"	"	"	
Cadmium	ND	10	"	"	"	"	"	"	
Cobalt	ND	20	"	"	"	"	"	"	
Chromium	ND	20	"	"	"	"	"	"	
Copper	ND	20	"	"	"	"	"	"	
Molybdenum	ND	20	"	"	"	"	"	"	
Nickel	ND	20	"	"	"	"	"	"	
Silver	ND	10	"	"	"	"	"	"	
Vanadium	ND	20	"	"	"	"	"	"	
Zinc	ND	20	"	"	"	"	"	"	
Mercury	0.20	0.20	"	"	CC32709	03/27/03	03/27/03	EPA 7470	
MW-2 (CMC0550-02) Water Sampled: 03/26/03 10:24 Received: 03/26/03 13:20									
Arsenic	ND	50	µg/L	10	CC32711	03/27/03	03/28/03	EPA 6020	
Lead	ND	50	"	"	"	"	"	"	
Selenium	ND	50	"	"	"	"	"	"	
Thallium	ND	100	"	"	"	"	"	"	
Antimony	1200	100	"	2	CC32712	03/27/03	03/28/03	EPA 6010B	
Barium	220	40	"	"	"	"	"	"	
Beryllium	ND	10	"	"	"	"	"	"	
Cadmium	ND	20	"	"	"	"	"	"	
Cobalt	ND	40	"	"	"	"	"	"	
Chromium	530000	100	"	5	"	"	"	"	
Copper	6700	40	"	2	"	"	"	"	
Molybdenum	ND	40	"	"	"	"	"	"	
Nickel	950	40	"	"	"	"	"	"	
Silver	ND	20	"	"	"	"	"	"	
Vanadium	ND	40	"	"	"	"	"	"	
Zinc	940	40	"	"	"	"	"	"	
Mercury	0.95	0.20	"	1	CC32709	03/27/03	03/27/03	EPA 7470	
MW-3 (CMC0550-03) Water Sampled: 03/26/03 10:58 Received: 03/26/03 13:20									
Arsenic	ND	5.0	µg/L	1	CC32711	03/27/03	03/28/03	EPA 6020	
Lead	ND	5.0	"	"	"	"	"	"	

CA DOHS ELAP Accreditation/Registration Number 1233

3249 Fitzgerald Road Rancho Cordova, CA 95742 www.californialab.com 916-638-7301 Fax: 916-638-4510

CALIFORNIA LABORATORY SERVICES

04/04/03 10:08

SHAW, E & I Inc. (Sacramento)
1326 North Market Blvd.
Sacramento CA, 95834

Project: Hard Chrome Engineering
Project Number: 792775/00002000
Project Manager: Charles Metzinger

CLS Work Order #: CMC0550
COC #: 209797

CAM 17 Metals

Analyte	Result	Reporting Limit	Units	Dilution	Batch	Prepared	Analyzed	Method	Notes
MW-3 (CMC0550-03) Water Sampled: 03/26/03 10:58 Received: 03/26/03 13:20									
Selenium	ND	5.0	µg/L	1	CC32711	03/27/03	03/28/03	EPA 6020	
Thallium	ND	10	"	"	"	"	"	"	
Antimony	ND	50	"	"	CC32712	03/27/03	03/28/03	EPA 6010B	
Barium	59	20	"	"	"	"	"	"	
Beryllium	ND	5.0	"	"	"	"	"	"	
Cadmium	ND	10	"	"	"	"	"	"	
Cobalt	ND	20	"	"	"	"	"	"	
Chromium	140	20	"	"	"	"	"	"	
Copper	ND	20	"	"	"	"	"	"	
Molybdenum	ND	20	"	"	"	"	"	"	
Nickel	ND	20	"	"	"	"	"	"	
Silver	ND	10	"	"	"	"	"	"	
Vanadium	ND	20	"	"	"	"	"	"	
Zinc	ND	20	"	"	"	"	"	"	
Mercury	0.22	0.20	"	"	CC32709	03/27/03	03/27/03	EPA 7470	
MW-4 (CMC0550-04) Water Sampled: 03/26/03 09:27 Received: 03/26/03 13:20									
Arsenic	ND	5.0	µg/L	1	CC32711	03/27/03	03/28/03	EPA 6020	
Lead	ND	5.0	"	"	"	"	"	"	
Selenium	ND	5.0	"	"	"	"	"	"	
Thallium	ND	10	"	"	"	"	"	"	
Antimony	ND	50	"	"	CC32712	03/27/03	03/28/03	EPA 6010B	
Barium	80	20	"	"	"	"	"	"	
Beryllium	ND	5.0	"	"	"	"	"	"	
Cadmium	ND	10	"	"	"	"	"	"	
Cobalt	ND	20	"	"	"	"	"	"	
Chromium	64	20	"	"	"	"	"	"	
Copper	ND	20	"	"	"	"	"	"	
Molybdenum	ND	20	"	"	"	"	"	"	
Nickel	20	20	"	"	"	"	"	"	
Silver	ND	10	"	"	"	"	"	"	
Vanadium	ND	20	"	"	"	"	"	"	
Zinc	ND	20	"	"	"	"	"	"	
Mercury	0.20	0.20	"	"	CC32709	03/27/03	03/27/03	EPA 7470	
MW-5 (CMC0550-05) Water Sampled: 03/26/03 12:06 Received: 03/26/03 13:20									
Arsenic	ND	5.0	µg/L	1	CC32711	03/27/03	03/28/03	EPA 6020	
Lead	ND	5.0	"	"	"	"	"	"	
Selenium	ND	5.0	"	"	"	"	"	"	
Thallium	ND	10	"	"	"	"	"	"	

CA DOHS ELAP Accreditation/Registration Number 1233

3249 Fitzgerald Road Rancho Cordova, CA 95742 www.californialab.com 916-638-7301 Fax: 916-638-4510

CALIFORNIA LABORATORY SERVICES

04/04/03 10:08

SHAW, E & I Inc. (Sacramento)
1326 North Market Blvd.
Sacramento CA, 95834

Project: Hard Chrome Engineering
Project Number: 792775/00002000
Project Manager: Charles Metzinger

CLS Work Order #: CMC0550
COC #: 209797

CAM 17 Metals

Analyte	Result	Reporting Limit	Units	Dilution	Batch	Prepared	Analyzed	Method	Notes
MW-5 (CMC0550-05) Water Sampled: 03/26/03 12:06 Received: 03/26/03 13:20									
Antimony	ND	50	µg/L	1	CC32712	03/27/03	03/28/03	EPA 6010B	
Barium	67	20	"	"	"	"	"	"	
Beryllium	ND	5.0	"	"	"	"	"	"	
Cadmium	ND	10	"	"	"	"	"	"	
Cobalt	ND	20	"	"	"	"	"	"	
Chromium	6000	20	"	"	"	"	"	"	
Copper	ND	20	"	"	"	"	"	"	
Molybdenum	ND	20	"	"	"	"	"	"	
Nickel	ND	20	"	"	"	"	"	"	
Silver	ND	10	"	"	"	"	"	"	
Vanadium	ND	20	"	"	"	"	"	"	
Zinc	ND	20	"	"	"	"	"	"	
Mercury	ND	0.20	"	"	CC32709	03/27/03	03/27/03	EPA 7470	
MW-6 (CMC0550-06) Water Sampled: 03/26/03 09:55 Received: 03/26/03 13:20									
Arsenic	ND	5.0	µg/L	1	CC32711	03/27/03	03/28/03	EPA 6020	
Lead	8.2	5.0	"	"	"	"	"	"	
Selenium	ND	5.0	"	"	"	"	"	"	
Thallium	ND	10	"	"	"	"	"	"	
Antimony	ND	50	"	"	CC32712	03/27/03	03/28/03	EPA 6010B	
Barium	74	20	"	"	"	"	"	"	
Beryllium	ND	5.0	"	"	"	"	"	"	
Cadmium	ND	10	"	"	"	"	"	"	
Cobalt	ND	20	"	"	"	"	"	"	
Chromium	66	20	"	"	"	"	"	"	
Copper	ND	20	"	"	"	"	"	"	
Molybdenum	ND	20	"	"	"	"	"	"	
Nickel	ND	20	"	"	"	"	"	"	
Silver	ND	10	"	"	"	"	"	"	
Vanadium	ND	20	"	"	"	"	"	"	
Zinc	ND	20	"	"	"	"	"	"	
Mercury	ND	0.20	"	"	CC32709	03/27/03	03/27/03	EPA 7470	
MW-1B (CMC0550-07) Water Sampled: 03/26/03 11:34 Received: 03/26/03 13:20									
Arsenic	ND	5.0	µg/L	1	CC32711	03/27/03	03/28/03	EPA 6020	
Lead	ND	5.0	"	"	"	"	"	"	
Selenium	ND	5.0	"	"	"	"	"	"	
Thallium	ND	10	"	"	"	"	"	"	
Antimony	92	50	"	"	CC32712	03/27/03	03/28/03	EPA 6010B	
Barium	56	20	"	"	"	"	"	"	

CA DOHS ELAP Accreditation/Registration Number 1233

3249 Fitzgerald Road Rancho Cordova, CA 95742 www.californialab.com 916-638-7301 Fax: 916-638-4510

CALIFORNIA LABORATORY SERVICES

04/04/03 10:08

SHAW, E & I Inc. (Sacramento)
1326 North Market Blvd.
Sacramento CA, 95834

Project: Hard Chrome Engineering
Project Number: 792775/00002000
Project Manager: Charles Metzinger

CLS Work Order #: CMC0550
COC #: 209797

CAM 17 Metals

Analyte	Result	Reporting Limit	Units	Dilution	Batch	Prepared	Analyzed	Method	Notes
MW-1B (CMC0550-07) Water Sampled: 03/26/03 11:34 Received: 03/26/03 13:20									
Beryllium	ND	5.0	µg/L	1	CC32712	03/27/03	03/28/03	EPA 6010B	
Cadmium	ND	10	"	"	"	"	"	"	
Cobalt	ND	20	"	"	"	"	"	"	
Chromium	35000	20	"	"	"	"	"	"	
Copper	ND	20	"	"	"	"	"	"	
Molybdenum	ND	20	"	"	"	"	"	"	
Nickel	ND	20	"	"	"	"	"	"	
Silver	ND	-10	"	"	"	"	"	"	
Vanadium	ND	20	"	"	"	"	"	"	
Zinc	ND	20	"	"	"	"	"	"	
Mercury	ND	0.20	"	"	CC32709	03/27/03	03/27/03	EPA 7470	

CALIFORNIA LABORATORY SERVICES

04/04/03 10:08

SHAW, E & I Inc. (Sacramento)
1326 North Market Blvd.
Sacramento CA, 95834

Project: Hard Chrome Engineering
Project Number: 792775/00002000
Project Manager: Charles Metzinger

CLS Work Order #: CMC0550
COC #: 209797

Conventional Chemistry Parameters by APHA/EPA Methods

Analyte	Result	Reporting Limit	Units	Dilution	Batch	Prepared	Analyzed	Method	Notes
MW-1 (CMC0550-01) Water	Sampled: 03/26/03 08:49	Received: 03/26/03 13:20							
Hexavalent Chromium	ND	10	µg/L	1	CC32717	03/27/03	03/27/03	EPA 7196A	
MW-2 (CMC0550-02) Water	Sampled: 03/26/03 10:24	Received: 03/26/03 13:20							
Hexavalent Chromium	530000	100000	µg/L	10000	CC32717	03/27/03	03/27/03	EPA 7196A	
MW-3 (CMC0550-03) Water	Sampled: 03/26/03 10:58	Received: 03/26/03 13:20							
Hexavalent Chromium	39	10	µg/L	1	CC32717	03/27/03	03/27/03	EPA 7196A	
MW-4 (CMC0550-04) Water	Sampled: 03/26/03 09:27	Received: 03/26/03 13:20							
Hexavalent Chromium	49	10	µg/L	1	CC32717	03/27/03	03/27/03	EPA 7196A	
MW-5 (CMC0550-05) Water	Sampled: 03/26/03 12:06	Received: 03/26/03 13:20							
Hexavalent Chromium	6100	1000	µg/L	100	CC32717	03/27/03	03/27/03	EPA 7196A	
MW-6 (CMC0550-06) Water	Sampled: 03/26/03 09:55	Received: 03/26/03 13:20							
Hexavalent Chromium	130	10	µg/L	1	CC32717	03/27/03	03/27/03	EPA 7196A	
MW-1B (CMC0550-07) Water	Sampled: 03/26/03 11:34	Received: 03/26/03 13:20							
Hexavalent Chromium	37000	1000	µg/L	100	CC32717	03/27/03	03/27/03	EPA 7196A	

CA DOHS ELAP Accreditation/Registration Number 1233

3249 Fitzgerald Road Rancho Cordova, CA 95742 www.californialab.com 916-638-7301 Fax: 916-638-4510

CALIFORNIA LABORATORY SERVICES

04/04/03 10:08

SHAW, E & I Inc. (Sacramento)
1326 North Market Blvd.
Sacramento CA, 95834

Project: Hard Chrome Engineering
Project Number: 792775/00002000
Project Manager: Charles Metzinger

CLS Work Order #: CMC0550
COC #: 209797

CAM 17 Metals - Quality Control

Analyte	Result	Reporting Limit	Units	Spike Level	Source Result	%REC	%REC Limits	RPD	RPD Limit	Notes
Batch CC32709 - EPA 7470A										
Blank (CC32709-BLK1) Prepared & Analyzed: 03/27/03										
Mercury	ND	0.20	µg/L							
LCS (CC32709-BS1) Prepared & Analyzed: 03/27/03										
Mercury	5.09	0.20	µg/L	5.00		102	75-125			
LCS Dup (CC32709-BSD1) Prepared & Analyzed: 03/27/03										
Mercury	5.03	0.20	µg/L	5.00		101	75-125	1.19	25	
Matrix Spike (CC32709-MS1) Source: CMC0467-01 Prepared & Analyzed: 03/27/03										
Mercury	5.06	0.20	µg/L	5.00	0.21	97.0	75-125			
Matrix Spike Dup (CC32709-MSD1) Source: CMC0467-01 Prepared & Analyzed: 03/27/03										
Mercury	5.08	0.20	µg/L	5.00	0.21	97.4	75-125	0.394	25	
Batch CC32711 - EPA 3020A										
Blank (CC32711-BLK1) Prepared: 03/27/03 Analyzed: 03/28/03										
Arsenic	ND	5.0	µg/L							
Lead	ND	5.0	"							
Selenium	ND	5.0	"							
Thallium	ND	10	"							
LCS (CC32711-BS1) Prepared: 03/27/03 Analyzed: 03/28/03										
Arsenic	92.2	5.0	µg/L	100		92.2	75-125			
Lead	99.2	5.0	"	100		99.2	75-125			
Selenium	93.0	5.0	"	100		93.0	75-125			
Thallium	104	10	"	100		104	75-125			

CA DOHS ELAP Accreditation/Registration Number 1233

CALIFORNIA LABORATORY SERVICES

04/04/03 10:08

SHAW, E & I Inc. (Sacramento)
1326 North Market Blvd.
Sacramento CA, 95834

Project: Hard Chrome Engineering
Project Number: 792775/00002000
Project Manager: Charles Metzinger

CLS Work Order #: CMC0550
COC #: 209797

CAM 17 Metals - Quality Control

Analyte	Result	Reporting Limit	Units	Spike Level	Source Result	%REC	%REC Limits	RPD	RPD Limit	Notes
---------	--------	-----------------	-------	-------------	---------------	------	-------------	-----	-----------	-------

Batch CC32711 - EPA 3020A

LCS Dup (CC32711-BSD1)

Prepared: 03/27/03 Analyzed: 03/28/03

Arsenic	94.9	5.0	µg/L	100		94.9	75-125	2.89	25	
Lead	100	5.0	"	100		100	75-125	0.803	25	
Selenium	96.2	5.0	"	100		96.2	75-125	3.38	25	
Thallium	101	10	"	100		101	75-125	2.93	25	

Matrix Spike (CC32711-MS1)

Source: CMC0552-01

Prepared: 03/27/03 Analyzed: 03/28/03

Arsenic	95.6	5.0	µg/L	100	0.77	94.8	75-125			
Lead	105	5.0	"	100	0.0	105	75-125			
Selenium	96.8	5.0	"	100	1.8	95.0	75-125			
Thallium	103	10	"	100	0.0	103	75-125			

Matrix Spike Dup (CC32711-MSD1)

Source: CMC0552-01

Prepared: 03/27/03 Analyzed: 03/28/03

Arsenic	97.9	5.0	µg/L	100	0.77	97.1	75-125	2.38	25	
Lead	104	5.0	"	100	0.0	104	75-125	0.957	25	
Selenium	97.5	5.0	"	100	1.8	95.7	75-125	0.721	25	
Thallium	102	10	"	100	0.0	102	75-125	0.976	25	

Batch CC32712 - EPA 3010A

Blank (CC32712-BLK1)

Prepared & Analyzed: 03/27/03

Antimony	ND	50	µg/L							
Barium	ND	20	"							
Beryllium	ND	5.0	"							
Cadmium	ND	10	"							
Cobalt	ND	20	"							
Chromium	ND	20	"							
Copper	ND	20	"							
Molybdenum	ND	20	"							
Nickel	ND	20	"							
Silver	ND	10	"							
Vanadium	ND	20	"							
Zinc	ND	20	"							

CA DOHS ELAP Accreditation/Registration Number 1233

CALIFORNIA LABORATORY SERVICES

04/04/03 10:08

SHAW, E & I Inc. (Sacramento)
1326 North Market Blvd.
Sacramento CA, 95834

Project: Hard Chrome Engineering
Project Number: 792775/00002000
Project Manager: Charles Metzinger

CLS Work Order #: CMC0550

COC #: 209797

CAM 17 Metals - Quality Control

Analyte	Result	Reporting Limit	Units	Spike Level	Source Result	%REC	%REC Limits	RPD	RPD Limit	Notes
---------	--------	-----------------	-------	-------------	---------------	------	-------------	-----	-----------	-------

Batch CC32712 - EPA 3010A

LCS (CC32712-BS1)

Prepared & Analyzed: 03/27/03

Antimony	480	50	µg/L	500		96.0	80-120			
Barium	1980	20	"	2000		99.0	80-120			
Beryllium	51.0	5.0	"	50.0		102	80-120			
Cadmium	45.5	10	"	50.0		91.0	80-120			
Cobalt	514	20	"	500		103	80-120			
Chromium	214	20	"	200		107	80-120			
Copper	251	20	"	250		100	80-120			
Molybdenum	514	20	"	500		103	80-120			
Nickel	508	20	"	500		102	80-120			
Silver	41.7	10	"	50.0		83.4	80-120			
Vanadium	505	20	"	500		101	80-120			
Zinc	507	20	"	500		101	80-120			

LCS Dup (CC32712-BSD1)

Prepared & Analyzed: 03/27/03

Antimony	465	50	µg/L	500		93.0	80-120	3.17	25	
Barium	1950	20	"	2000		97.5	80-120	1.53	25	
Beryllium	49.8	5.0	"	50.0		99.6	80-120	2.38	25	
Cadmium	41.6	10	"	50.0		83.2	80-120	8.96	25	
Cobalt	502	20	"	500		100	80-120	2.36	25	
Chromium	203	20	"	200		102	80-120	5.28	25	
Copper	245	20	"	250		98.0	80-120	2.42	25	
Molybdenum	500	20	"	500		100	80-120	2.76	25	
Nickel	496	20	"	500		99.2	80-120	2.39	25	
Silver	41.8	10	"	50.0		83.6	80-120	0.240	25	
Vanadium	491	20	"	500		98.2	80-120	2.81	25	
Zinc	497	20	"	500		99.4	80-120	1.99	25	

CA DOHS ELAP Accreditation/Registration Number 1233

CALIFORNIA LABORATORY SERVICES

04/04/03 10:08

SHAW, E & I Inc. (Sacramento)
1326 North Market Blvd.
Sacramento CA, 95834

Project: Hard Chrome Engineering
Project Number: 792775/00002000
Project Manager: Charles Metzinger

CLS Work Order #: CMC0550
COC #: 209797

Conventional Chemistry Parameters by APHA/EPA Methods - Quality Control

Analyte	Result	Reporting Limit	Units	Spike Level	Source Result	%REC	%REC Limits	RPD	RPD Limit	Notes
Batch CC32717 - General Preparation										
Blank (CC32717-BLK1)										
Prepared & Analyzed: 03/27/03										
Hexavalent Chromium	ND	10	µg/L							
LCS (CC32717-BS1)										
Prepared & Analyzed: 03/27/03										
Hexavalent Chromium	261	10	µg/L	250		104	85-115			
LCS Dup (CC32717-BSD1)										
Prepared & Analyzed: 03/27/03										
Hexavalent Chromium	255	10	µg/L	250		102	85-115	2.33	20	
Matrix Spike (CC32717-MS1)										
Source: CMC0550-01										
Prepared & Analyzed: 03/27/03										
Hexavalent Chromium	263	10	µg/L	250	7.2	102	85-115			
Matrix Spike Dup (CC32717-MSD1)										
Source: CMC0550-01										
Prepared & Analyzed: 03/27/03										
Hexavalent Chromium	264	10	µg/L	250	7.2	103	85-115	0.380	20	

CALIFORNIA LABORATORY SERVICES

04/04/03 10:08

SHAW, E & I Inc. (Sacramento)
1326 North Market Blvd.
Sacramento CA, 95834

Project: Hard Chrome Engineering
Project Number: 792775/00002000
Project Manager: Charles Metzinger

CLS Work Order #: CMC0550

COC #: 209797

Notes and Definitions

DET Analyte DETECTED
ND Analyte NOT DETECTED at or above the reporting limit
NR Not Reported
dry Sample results reported on a dry weight basis
RPD Relative Percent Difference

CHAIN OF CUSTODY / LABORATORY ANALYSIS REQUEST FORM

Shaw Environmental & Infrastructure, Inc.
 1326 North Market Boulevard, Sacramento, CA 95834

Purchase Order: 209797
 Lab: CLS Lab

Project Name: **Hard Chrome Engineering**
 Project Number: **792775 / 00002000**
 Project Manager: **Charles Metzinger**
 Company: **Shaw Environmental & Infrastructure, Inc.**
 Address: **1326 North Market Boulevard**
 Sacramento, CA 95834
 Dir Phone: **(916) 565-4358 / FAX: (916) 565-4356**
 Sampler's Signature: Paul Weinhardt

		Analysis Requested															REMARKS				
Number of Containers	Cam 17 Metals (Field Filtered)	Hexavalent Chromium by EPA Method 7196 (24-Hr Hold) (Field Filtered)																			
	3	3																			Container Types
	HNO3	NP																			Preservations

Sample I.D.	Date	Time	LAB I.D.	Sample Matrix																			
MW-1	3-26	849		water	2	1	1																
MW-2	↓	1024		water	2	1	1																
MW-3	↓	1050		water	2	1	1																
MW-4	↓	927		water	2	1	1																
MW-5	↓	1206		water	2	1	1																
MW-6	↓	955		water	2	1	1																
MW-1B	↓	1134		water	2	1	1																

RELINQUISHED BY	RECEIVED BY	RELINQUISHED BY	RECEIVED BY	TURN AROUND TIME		REPORT REQUIREMENTS
Signature <u>Paul Weinhardt</u>	Signature	Signature	Signature	<input type="checkbox"/> 24 hr	<input type="checkbox"/> 48 hr	<input checked="" type="checkbox"/> I. Routine Report
Printed Name <u>PAUL WEINHARDT</u>	Printed Name	Printed Name	Printed Name	<input checked="" type="checkbox"/> Standard (-10-15 working days)		<input type="checkbox"/> II. Report (includes DUP, MS MSD, as required, may be charged as samples)
Firm <u>SHAW ETI</u>	Firm	Firm	Firm	<input type="checkbox"/> Provide Verbal Preliminary Results		<input type="checkbox"/> III. Data Validation Report (includes All Raw Data)
Date/Time <u>3-26-03</u>	Date/Time	Date/Time	Date/Time	<input type="checkbox"/> Provide FAX Preliminary Results		RWQCB
				Requested Report Date:		(MDLs/PQLs/TRACE#)

RELINQUISHED BY	RECEIVED BY	Special Instructions/Comments:	CLS	Container Types Key:
Signature <u>Paul Weinhardt</u>	Signature <u>Paul Weinhardt</u>	Chrom VI has a 24 hour hold time. All samples need to be field filtered.	3249 Fitzgerald Road Rancho Cordova, Calif 95742 916-638-7301 / Fx: 638-4510 Ray Osowski	40 ml VOA: 1
Printed Name	Printed Name			250 ml LPE: 2
Firm	Firm <u>CLS</u>			500 ml LPE: 3
Date/Time	Date/Time <u>3-26-03 1320</u>			1 liter HDPE: 4
				500 ml glass: 5
				1 liter glass: 6
				2x6 s/s ring: 7
				glass jar: 8