

ENVIRONMENTAL  
PROTECTION

99 AUG 25 PM 2:20



**Golder Associates Inc.**  
180 Grand Avenue, Suite 250  
Oakland, California 94612  
Telephone (510) 239-9000  
Facsimile (510) 239-9010

**TRANSMITTAL LETTER**

TO: Ms. Eva Chu  
Alameda County Environmental  
Health Department  
1131 Harbor Bay Parkway, Suite 250  
Alameda CA 94502-6577

DATE: August 20, 1999  
PROJECT NO.: 963-7136

SENT BY: Kent R. Reynolds

X Mail Other  
Hand Carried Under Separate Cover  
Overnight Express (FedEx) Enclosed

Quantity	Description
1 copy	Soil And Groundwater Investigation Report, Gallo Salame 2400 Baumann Avenue, San Lorenzo, California

Remarks: cc: Daryl Melville, Gallo Salame  
Jack Quarle, JQ&A

8/30- Proposed excavation of hot  
Pb. Concern so debris need  
EMP when site is closed.

**Golder Associates Inc.**

180 Grand Avenue, Suite 250  
Oakland, CA USA 94612  
Telephone (510) 239-9000  
Fax (510) 239-9010



**SOIL AND GROUNDWATER INVESTIGATION REPORT  
2400 BAUMANN AVENUE  
SAN LORENZO, CALIFORNIA**

Prepared for:

Gallo Salame  
2411 Baumann Avenue  
San Lorenzo, California

Prepared by:

Golder Associates Inc.  
Oakland, California

*Craig A. Hall* FOR

Dennis Maslonkowski, R.G., C.HG.  
Senior Project Manager

*Kent R. Reynolds*

Kent R. Reynolds  
Senior Hydrogeologist

August 19, 1999

963-7136

**TABLE OF CONTENTS**

<u>SUBJECT</u>	<u>PAGE</u>
1. INTRODUCTION .....	1
1.1 Site Location and Description .....	1
1.2 Regional Geology and Hydrogeologic Setting .....	1
1.3 Previous Investigations .....	2
2. SCOPE OF WORK.....	2
3. FINDINGS AND CONCLUSIONS .....	3
3.1 Soil Stratigraphy .....	3
3.2 Analytical Results .....	3
3.3 Conclusions.....	3
4. REFERENCES .....	5

LIST OF TABLES

Table 1	Summary of Soil Analytical Results
Table 2	Summary of Ground Water Analytical Results

LIST OF FIGURES

Figure 1	Site Location
Figure 2	Site Plan

LIST OF APPENDICES

Appendix A	Borehole Logs
Appendix B	Laboratory Chemical Analyses Report

## 1. INTRODUCTION

This report presents the results of a soil and groundwater investigation conducted by Golder Associates Inc. (Golder) for the property located at 2400 Baumann Avenue, San Lorenzo, California (subject property or site, Figure 1). The investigation was conducted in response to comments presented in a letter prepared by Alameda County Environmental Health Department (ACEHD) dated May 7, 1998.

### 1.1 Site Location and Description

The subject property (site) is located in western San Lorenzo, approximately one-half mile east of the San Francisco Bay. The site was first developed in 1965 and until 1972 was occupied by Oakland Terrazzo Tile Company, a tile manufacturing and processing operation (ETM, 1996a). From 1972 to 1995 Service Manufacturing operated a truck body fabrication and painting facility at the site. Gallo Salame has modified the existing structure for use associated with food production.

An adjacent property, located northeast of the subject property at 2364 Baumann Avenue, was also formerly used by Service Manufacturing. The site is bordered to the northwest by the Gallo Salame food manufacturing plant (2411 Baumann Avenue); to the southeast by Santini Foods Inc. (16505 Worthley Drive); and to the southwest by J&S Trucking.

The site vicinity is zoned for heavy industrial use. The site is approximately one-acre in size and includes an approximately 15,400 square foot concrete, tilt-up style building. The majority of the area surrounding the building is asphalt paved (Figure 2).

### 1.2 Regional Geology and Hydrogeologic Setting

The site is located in an area reclaimed from the nearby bay margin and is immediately underlain by fill material composed of rock and surficial deposits derived from nearby cuts or quarries (Nilsen, 1973). This fill material is underlain by bay deposits consisting of alluvial and estuarian discontinuous deposits of soft mud and silt with some shell, peat, sand and gravel layers. Shallow groundwater is estimated to occur at approximately 7 to 8 feet (ft) below ground surface (bgs). Surface water from the site discharges via storm drains to San Francisco Bay.

Shallow, unconfined and discontinuous, water-bearing zones and clay beds extend to a depth of approximately 50 to 100 ft bgs. The uppermost shallow groundwater zone occurs throughout the San Lorenzo area at depths ranging from 5 to 30 feet (approximately 5 feet at the site), and the groundwater flow direction is generally to the west. Water levels in the shallow aquifers vary seasonally (Maslonkowski, 1984).

### 1.3 Previous Investigations

Previous investigations conducted by Environmental Testing & Management (ETM, 1996) and Golder (1997) identified the presence of benzene, toluene, ethyl benzene, and xylenes (BTEX) in soil in the vicinity of a former paint booth located along the south edge of the property (south canopy area). The previous investigations conducted by Golder concluded there was low risk to human health due to the low concentrations of BTEX and lead found at the 2400 Baumann Avenue site.

ETM (1996) identified the presence of methylene chloride (0.005 milligrams per kilogram (mg/kg)), acetone (0.350 mg/kg) and methyl ethyl ketone (0.140 mg/kg) in a soil sample collected from test pit TP-1 in the vicinity of the former east canopy area. Groundwater in TP-1 was found to contain carbon disulfide at a concentration of 0.013 milligrams per liter (mg/L). Elevated concentrations of lead were identified in a surface soil sample (S-3) at a concentration of 2,910 mg/kg, near the former south canopy area (Figure 2).

In a May 7, 1997 letter, ACEHD requested additional sampling for volatile organic compounds (VOCs) be conducted closer to the building near the test pit TP-1 and east canopy areas, and soil and groundwater sampling for lead be conducted in the south canopy area near sample S-1 (Figure 2).

In October 1998, Golder submitted a work plan (October 23, 1998) for additional soil and groundwater investigations in response to the ACEHD May 1997 letter. Following ACEHD review, an addendum to the work plan was submitted on March 16, 1999. The work plan and addendum were approved by ACEHD in their letter dated March 23, 1999.

## 2. SCOPE OF WORK

Golder performed a field investigation to assess potential impacts of VOCs and lead in soil and groundwater at the Gallo warehouse facility. On April 14, 1999, six boreholes (B-6, B-7, B-8, B-9, B-10, and B-11) were drilled using a hydraulically driven, direct-push drill rig operated by Precision Sampling, Inc. Two borings (B-6 and B-7) were drilled in the east canopy area. A third boring (B-8) was drilled down-gradient of the east canopy (Figure 2). Three borings (B-9, B-10, B-11) were drilled in the vicinity of the south canopy area.

Boreholes B-6, B-7, B-8, and B-11 were advanced to a total depth of approximately fifteen feet bgs. Boreholes B-9 and B-10 were advanced to approximately four feet bgs. Soil samples were collected from each borehole at approximately 0-0.5 feet and 4.5-5 feet (total of two samples per borehole). Borings were logged using the Unified Soil Classification System. All soil samples were screened for organic vapors with an organic vapor meter (OVM) equipped with a photoionization detector (PID). Copies of the borehole logs are included in Appendix A.

All soil samples were collected in butadiene sleeves, sealed with Teflon tape and caps, cooled to 4°C, and transported to Sequoia Analytical, a State of California certified laboratory under chain-of-custody protocol. All soil samples were analyzed for lead by EPA Method 7421. Soil samples collected from 4.5 to 5 feet in borings B-6, B-7, B-8 and B-11 were also analyzed for VOCs by EPA Method 8260 including methyl ethyl ketone (MEK) and 4-methyl-2-pentanone (MIBK).

Temporary well casing was installed in boreholes B-6, B-7, B-8 and B-11 to facilitate the collection of groundwater samples. Filter socks were placed around the screened section of the well casings. One well volume was purged with a peristaltic pump prior to sampling groundwater from each well casing. Groundwater samples for lead analysis were field filtered using a 0.45 micron filter prior to collection. New disposable polyethylene bailers were used to sample groundwater. After purging borehole B-6, the recharge was very slow. Due to the limited amount of available water only three, 40-milliliter vials were collected for VOC analysis. Therefore, no lead analysis was conducted on groundwater sample collected from borehole B-6.

All field equipment used in sampling was decontaminated between borings and samples. Water used to decontaminate the field equipment and borehole purge water were contained in 55-gallon drums, labeled and temporarily stored onsite. Soil generated during drilling was placed in 5-gallon pails, labeled, and temporarily stored onsite. At the completion of drilling and sampling, the piezometers were removed and the borings were grouted to the surface using neat cement.

### **3. FINDINGS AND CONCLUSIONS**

#### **3.1 Soil Stratigraphy**

All six soil borings were continuously cored and logged to provide information on the shallow soil stratigraphy. Borehole logs are included in Appendix A. Review of the boring logs indicate that the site is underlain by six to seven feet of fill material consisting of sand and gravel and some organic debris. The fill material is underlain by silty clay with some thin interbedded sand lenses. Shallow groundwater occurs at a depth of approximately 6 feet and based on topography and regional studies is estimated to flow to the west.

#### **3.2 Analytical Results**

Soil and groundwater sample results are summarized in Tables 1 and 2, respectively. Laboratory reports are included in Appendix B. No VOCs were reported in the soil and groundwater samples collected from borings B-6 through B-11.

Lead was detected in all soil samples. The concentration of lead in the samples collected at the 3.5-4.5 foot depth interval (in all six boreholes) ranged from 3.0 to 49 mg/kg. Lead was reported at a concentration of 1,700 mg/kg in the surface soil sample collected from B-10 (0-0.5 ft bgs). However, the concentration of lead in the five other boreholes ranged from 2.6 to 130 mg/kg at ground surface (0-0.5 ft bgs).

#### **3.3 Conclusions**

No VOCs including methylene chloride, acetone or MEK were detected in boreholes (B-6 and B-7) near the ETM test pit TP-1 in the vicinity of the former east canopy area. Elevated concentrations of

lead in soil were identified in sample B-10 (1,700 mg/kg) in surface soil, near ETM's sample location S-3 located in the former south canopy area.

USEPA, Region IX established Primary Remediation Goals (PRGs) in September 1995 that combine EPA toxicity values with reasonable maximum exposure (RME) factors to estimate concentrations in environmental media (e.g., soil) that are protective of humans, including sensitive groups over a lifetime of exposure. PRG concentrations are based on exposure pathways (i.e., ingestion, dermal contact with soil and inhalation) for specific land-use conditions and do not consider impact to groundwater or ecological receptors (USEPA, 1995). USEPA also noted that an exceedance of the PRG would not automatically designate a site as "dirty" or trigger a response or cleanup action but it may indicate the need for further evaluation and/or a site-specific risk assessment. The concentration of lead in the sample collected from surface soil in the south canopy area exceeded its respective PRG of 400 mg/kg.

Title 22, Section 66261.24 provides a criteria for determining if a "waste" is hazardous by assessing the "waste" characteristics for its "toxicity" potential if selected substances detected in a "waste" exceed their respective toxicity characteristic leaching procedure (TCLP) levels by methods specified by USEPA, and their total threshold limit concentrations (TTLC) and soluble threshold limit concentrations (STLC) by methods specified by California Department of Toxic Substances Control (DTSC). Use of these criteria, however, may only be applicable in the event the soil and/or fill is excavated and disposed of offsite.

The maximum concentration of lead in soil exceeded its TTLC of 1,000 mg/kg in the B-10 sample only. Lead was not detected in the groundwater samples collected from boreholes B-7, B-8 and B-11. The presence of lead in soil at the site does not appear to have affected groundwater. Surface soil in this area will be removed to a depth of approximately one-foot to reduce the risk of potential future exposure to humans and the environment.

Following excavation, confirmation samples will be collected from the bottom and sidewalls of the excavation to assess the adequacy of the removal of lead-affected soil. Excavated soil will be appropriately stockpiled and profiled for offsite disposal. All field activities will be monitored and documented in a letter report including the disposition of excavated soil. Copies of waste manifests and laboratory analytical data will be appended to the report.

#### 4. REFERENCES

Environmental Testing & Mgmt, 1996a. Phase I Environmental Investigation, Former Service Manufacturing - 2400 Baumann Avenue, San Lorenzo, California.

Environmental Testing & Mgmt, 1996b. Phase II Environmental Investigation, Former Service Manufacturing - 2400 Baumann Avenue, San Lorenzo, California.

Maslonkowski, D.P., 1984. Groundwater in the San Leandro and San Lorenzo Alluvial Cones of the East Bay Plain of Alameda County, Alameda County Flood Control and Water Conservation District.

Nilsen, T.H., 1973. Preliminary Small Photointerpretation Map of Landslide and Other Surficial Deposits of the Livermore and Part of the Hayward 15 minute quadrangles, Alameda and Contra Costa Counties, California, U.S.G.S. miscellaneous field studies map, MF-530.

United States Environmental Protection Agency, 1995, Region IX Preliminary Remediation Goals (PRGs), First Half 1995.



**Table 1**  
**Summary of Soil Analytical Results**  
**Gallo Salame, 2400 Baumann Avenue, San Lorenzo, California**

Sample Location	Sample Depth (feet)	Benzene	Toluene	Ethyl Benzene	Total Xylenes	Lead
B6	0.5-1.0	NA	NA	NA	NA	28
B6	4.5-5.0	ND	ND	ND	ND	9.1
B7	0.0-0.5	NA	NA	NA	NA	130
B7	4.5-5.0	ND	ND	ND	ND	48
B8	0.0-0.5	NA	NA	NA	NA	20
B8	4.5-5.0	ND	ND	ND	ND	6.1
B9	0.0-0.5	NA	NA	NA	NA	9.2
B9	3.5-4.0	NA	NA	NA	NA	4.4
B10	0.0-0.5	NA	NA	NA	NA	1700
B10	4.0-4.5	NA	NA	NA	NA	3.9
B11	0.0-0.5	NA	NA	NA	NA	2.6
B11	4.5-5.0	ND	ND	ND	ND	5

Notes:

All concentrations reported in milligrams per kilogram (mg/kg).

ND = Not Detected (at or above reporting limit)

NA = Not Analyzed.

**Table 2**  
**Summary of Ground Water Analytical Results**  
**Gallo Salame, 2400 Baumann Avenue, San Lorenzo, California**

Sample Location	Benzene	Toluene	Ethyl Benzene	Total Xylenes	Lead
B6	ND	ND	ND	ND	NA
B7	ND	ND	ND	ND	ND
B8	ND	ND	ND	ND	ND
B9	NA	NA	NA	NA	NA
B10	NA	NA	NA	NA	NA
B11	ND	ND	ND	ND	ND

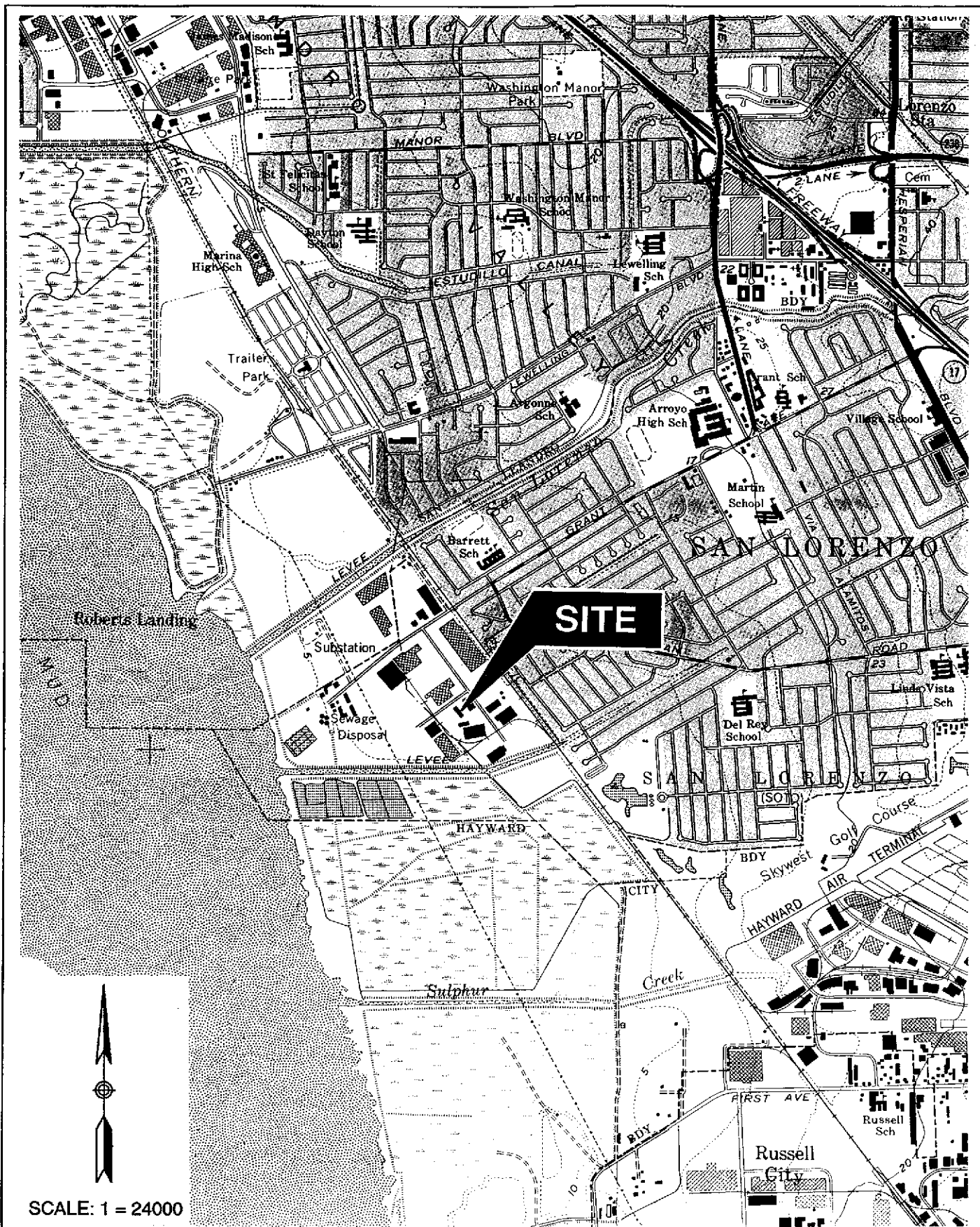
Notes:

All concentrations reported in milligrams per liter (mg/l).

ND = Not Detected (at or above reporting limit)

NA = Not Analyzed.

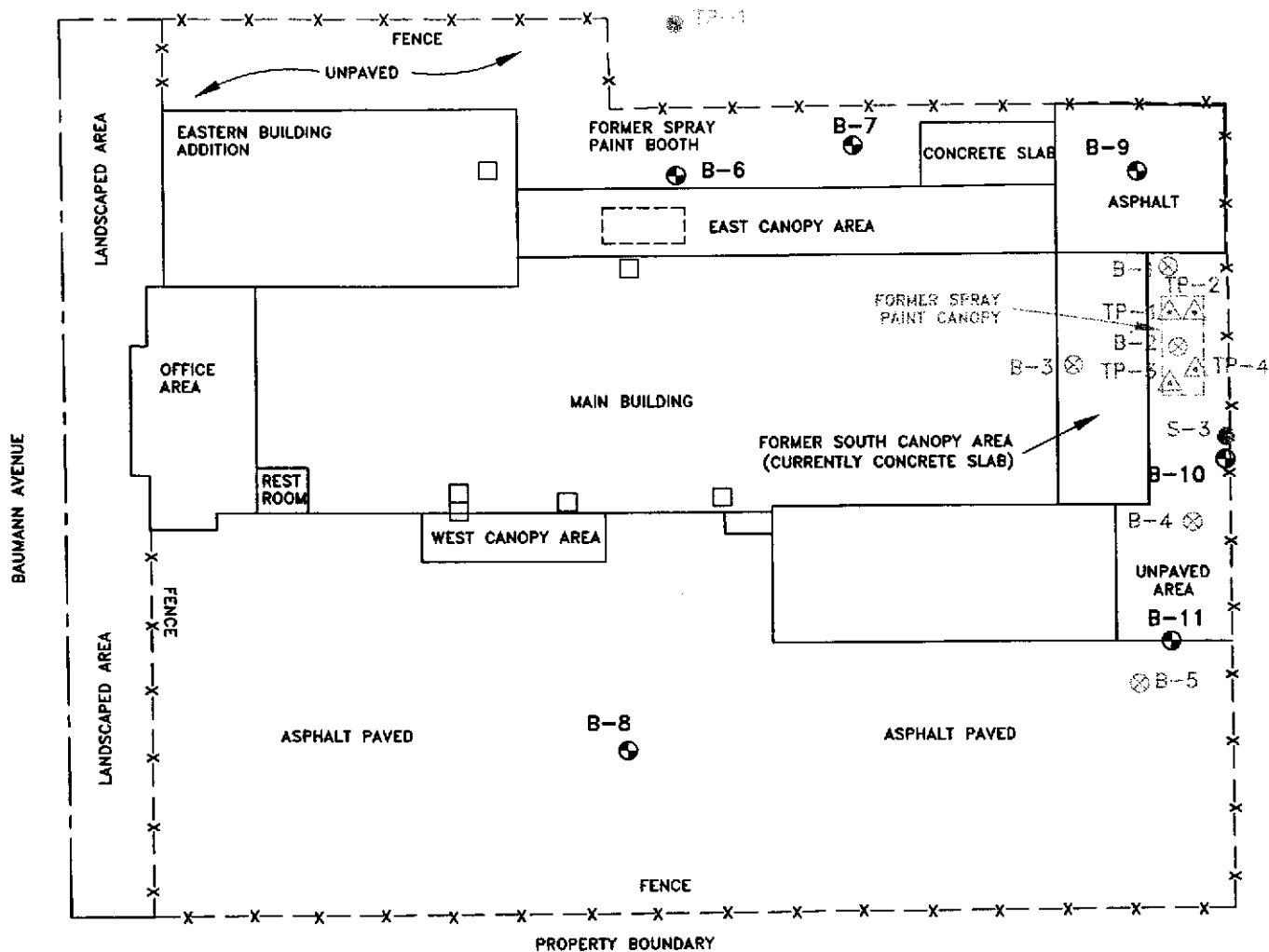
NS = Not Sampled



SCALE: 1 = 24000

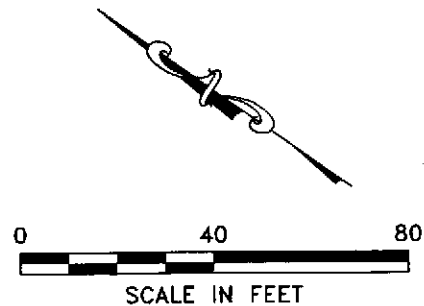
REFERENCE: BASE MAP MODIFIED FROM U.S.G.S. MAP,  
 SAN LEANDRO QUADRANGLE, CA, 7.5 MINUTE  
 SERIES (TOPOGRAPHIC), PHOTOREVISED 1980.

FIGURE 1  
**SITE LOCATION MAP**  
 GALLO SALAME/SITE ASSESSMENT/CA



**LEGEND:**

- TP-1 PREVIOUS SAMPLE LOCATION BY ENVIRONMENTAL TESTING AND MANAGEMENT, JUNE 1996
- △ TP-1 PREVIOUS TEST PIT BY GOLDER 1997
- ⊗ B-3 PREVIOUS EXPLORATORY SAMPLE LOCATION BY GOLDER 1997
- B-8 EXPLORATORY SAMPLE LOCATION BY GOLDER 1999



REFERENCE: BASE MAP MODIFIED FROM ENVIRONMENTAL TESTING AND MANAGEMENT, MARCH 1996.

**FIGURE 2**  
**SITE PLAN**  
 GALLO SALAME/2400 BAUMANN AVENUE/CA

**APPENDIX A**  
**Borehole Logs**

# RECORD OF BOREHOLE # B-6

STA. B-6                      OFFSET    L    R  
 PROJECT NO. 963-7136.310  
 INCLINATION 90                      AZIMUTH    NA

ELEVATION NA  
 DRILLING DATE 4/7/99

SHEET 1 OF 1  
 DATUM MSL  
 DRILL RIG MD-1

DEPTH SCALE (FEET)	BORING METHOD	SOIL PROFILE	GRAPHIC LOG	USCS	SAMPLES				SAMPLE DESCRIPTION	NOTES
		SOIL PROFILE DESCRIPTION			NUMBER	TYPE*	BLOWS/6 IN.	RECOVERY		PIEZOMETER ----- STANDPIPE INSTALLATION
0		0-3.0 ft. Loose, light brown, SAND and GRAVEL, damp (FILL).		FILL					Sample B6 (0.5-1)	
2		3.0-4.5 ft. Stiff, brown CLAY, moist								
4		4.0-4.5 ft. Very stiff, SANDY SILT and GRAVEL up to 1/4 in. subangular, dry to moist.							Sample 96 (4.5-5) OVM = 12 ppm	
6		4.5-9.0 ft. Soft, dark gray CLAY, moist to wet.		CL						
8		9.0-10.0 ft. SILT seam/CLAYEY SILT, increase moisture - wet		ML					OVM = 12 ppm	
10	Direct Push	10.0-13.0 ft. Soft, dark gray CLAY, moist to wet.		CL						
12		Color changes to gray.								
14		Hard, blue-gray, SILTY CLAY, dry.							OVM = 12 ppm	
16		Total depth = 16.0 ft.							Borehole backfillide with neat cement on 4/7/99.	
18										
20										



# RECORD OF BOREHOLE # B-7

STA. B-7                      OFFSET    L    R  
 PROJECT NO. 963-7136.310  
 INCLINATION 90                      AZIMUTH    NA

ELEVATION NA  
 DRILLING DATE 4/7/99

SHEET 1 OF 1  
 DATUM MSL  
 DRILL RIG MD-1

DEPTH SCALE (FEET)	BORING METHOD	SOIL PROFILE	GRAPHIC LOG	USCS	SAMPLES				SAMPLE DESCRIPTION	NOTES ----- PIEZOMETER ----- STANDPIPE INSTALLATION
		SOIL PROFILE DESCRIPTION			NUMBER	TYPE	BLOWS/ 6 IN.	RECOVERY		
0	Direct Push	0-2.0 ft. Loose to medium dense, reddish brown and gray, SILTY GRAVEL, damp.	FILL	FILL					Sample B7 (0-0.5) OVM = 12 ppm	
2		2.0-5.0 ft. Stiff, yellowish brown CLAY, moist.								
4		Color changes to green.								
6		5.0-7.5 ft. Soft gray, CLAY, moist to wet.	CL	CL					Sample B7 (4.5-5) OVM = 12 ppm	
8		7.5-8.5 ft. Soft, gray, CLAYEY SILT, wet.			ML	ML				
10		8.5-16 ft. Soft, gray to brown CLAY, iron oxide staining, wet.	CL	CL						
12		Color changes to gray.  Medium stiff.								
14		13.5-14.0 ft. Blue gray CLAY with SAND seam, wet.	ML	ML						
16	14.0-16.0 ft. Soft, blue gray CLAY, wet.	CL			CL					
16	Total depth = 16.0 R.									Borehole backfillde with neat cement on 4/7/99.
18										
20										



# RECORD OF BOREHOLE # B-8

STA. B-8                      OFFSET    L    R  
 PROJECT NO. 963-7136.310  
 INCLINATION 90                      AZIMUTH    NA

ELEVATION NA  
 DRILLING DATE 4/7/99

SHEET 1 OF 1  
 DATUM MSL  
 DRILL RIG MD-1

DEPTH SCALE (FEET)	BORING METHOD	SOIL PROFILE	GRAPHIC LOG	USCS	SAMPLES				SAMPLE DESCRIPTION	NOTES
		SOIL PROFILE DESCRIPTION			NUMBER	TYPE*	BLOWS/6 IN.	RECOVERY		PIEZOMETER
0	Direct Push	1.0-2.0 ft. Loose, brown and gray, SILTY GRAVEL, damp.		FILL					Sample B8 (0-0.5)	
2		2.0-4.5 ft. Medium stiff, green and brown, SILTY CLAY, moist.							OVM = 12 ppm	
4		4.5-7.0 ft. Medium soft, dark gray, CLAY, moist.		CL					Sample B8 (4.5-5)	
6		7.0-8.0 ft. Soft, gray brown, CLAYEY SILT, wet.		ML					OVM = 12 ppm	
8		8.0-11.0 ft. Dark gray, CLAY, wet.		CL						
10		11.0-13.5 ft. Medium, gray, CLAY, moist.								
12		13.5-14.0 ft. SAND seam.		SP					OVM = 12 ppm	
14		14.0-16.0 ft. Medium stiff, blue gray, CLAY, moist.		CL						
16		Total depth = 16.0 ft.							Borehole backfillde with neat cement on 4/7/99.	
18										
20										

DEPTH SCALE As Indicated  
 DRILLING CONTRACTOR Precision Drilling Inc.  
 DRILLER --



LOGGED BY M. Long  
 CHECKED K. Reynolds  
 DATE 5/99



# RECORD OF BOREHOLE # B-9

STA. B-9      OFFSET    L    R  
 PROJECT NO. 963-7136.310  
 INCLINATION 90      AZIMUTH    NA

ELEVATION NA  
 DRILLING DATE 4/7/99

SHEET 1 OF 1  
 DATUM MSL  
 DRILL RIG MD-1

DEPTH SCALE (FEET)	BORING METHOD	SOIL PROFILE	GRAPHIC LOG	USCS	SAMPLES			SAMPLE DESCRIPTION	NOTES
		SOIL PROFILE DESCRIPTION			NUMBER	TYPE	BLOWS/6 IN.		RECOVERY
0	Direct Push	0-1.0 ft. Loose to medium dense, brown gray SILTY GRAVEL, damp.	FILL	FILL				Sample B9 (0) OVM = 12 ppm	
2		1.0-3.5 ft. Medium stiff, green CLAY, moist.						OVM = 12.5 ppm	
4		At 3.5 ft. SILT seam-SILTY CLAY, moist.						Sample B9 (3.5-4.0)	
4		Total depth = 4.0 ft.					Borehole backfillde with neat cement on 4/7/99.		
6									
8									
10									
12									
14									
16									
18									
20									

DEPTH SCALE As Indicated  
 DRILLING CONTRACTOR Precision Drilling Inc.  
 DRILLER —



LOGGED BY M. Long  
 CHECKED K. Reynolds  
 DATE 5/99

# RECORD OF BOREHOLE # B-10

STA. B-10                      OFFSET    L    R  
 PROJECT NO. 963-7136.310  
 INCLINATION 90                      AZIMUTH    NA

ELEVATION NA  
 DRILLING DATE 4/7/99

SHEET 1 OF 1  
 DATUM MSL  
 DRILL RIG MD-1

DEPTH SCALE (FEET)	BORING METHOD	SOIL PROFILE	GRAPHIC LOG	USCS	SAMPLES			SAMPLE DESCRIPTION	NOTES	
		SOIL PROFILE DESCRIPTION			NUMBER	TYPE	BLOWS/ 6 IN.		RECOVERY	PIEZOMETER  STANDPIPE INSTALLATION
0	Direct Push	0-1.0 ft. Loose to medium dense, brown gray SILTY GRAVEL, damp.	FILL	FILL				Sample B10 (0-0.5) OVM = 12 ppm		
2		1.0-3.5 ft. Loose, green, SILTY SAND, damp.								
4		3.5-4.0 ft. Soft, green, SILTY CLAY, moist.							OVM = 12.5 ppm Sample B10 (3.5-4.0)	
4		Total depth = 4.0 ft.							Borehole backfilled with neat cement on 4/7/99.	
6										
8										
10										
12										
14										
16										
18										
20										

DEPTH SCALE As Indicated  
 DRILLING CONTRACTOR Precision Drilling Inc.  
 DRILLER ---



LOGGED BY M. Long  
 CHECKED K. Reynolds  
 DATE 5/99

# RECORD OF BOREHOLE # B-11

STA. B-11                      OFFSET    L    R  
 PROJECT NO. 963-7136.310  
 INCLINATION 90                      AZIMUTH    NA

ELEVATION NA  
 DRILLING DATE 4/7/99

SHEET 1 OF 1  
 DATUM MSL  
 DRILL RIG MD-1

DEPTH SCALE (FEET)	BORING METHOD	SOIL PROFILE	GRAPHIC LOG	USCS	SAMPLES				SAMPLE DESCRIPTION	NOTES
		SOIL PROFILE DESCRIPTION			NUMBER	TYPE*	BLOWS/6 IN.	RECOVERY		PIEZOMETER ----- STANDPIPE INSTALLATION
0	Direct Push	0-1.5 ft. Loose, medium dense, brown SILTY GRAVEL, damp.		FILL					Sample B11 (0-0.5)	
2		1.5-4.5 ft. Medium stiff, green, SILTY CLAY, moist.							OVM = 12 ppm	
4								OVM = 12 ppm Borehole backfillde with neat cement on 4/7/99.		
6		4.5-7.0 ft. Soft, gray, CLAY, wet.		CL				Sample B11 (4.5-5.0)		
8		7.0-8.0 ft. Soft, gray, CLAYEY SILT, wet.		ML						
10		8.0-9.0 ft. Soft, gray brown, CLAY, wet.		CL						
12		9.0-10.0 ft. Soft, gray brown, CLAYEY SILT, iron oxide staining, wet.		ML					OVM = 12 ppm	
14										
16		10.0-16.0 ft. Soft, gray, CLAY, wet.		CL						
18		Total depth = 16.0 ft.						Borehole backfillde with neat cement on 4/7/99.		
20										



**APPENDIX B**  
**Laboratory Chemical Analyses Report**



# Sequoia Analytical

680 Chesapeake Drive  
404 N. Wiget Lane  
819 Striker Avenue, Suite 8  
1455 McDowell Blvd. North, Ste. D  
1551 Industrial Road

Redwood City, CA 94063  
Walnut Creek, CA 94598  
Sacramento, CA 95834  
Petaluma, CA 94954  
San Carlos, CA 94070-4111

(650) 364-9600  
(925) 988-9600  
(916) 921-9600  
(707) 792-1865  
(650) 232-9600

FAX (650) 364-9233  
FAX (925) 988-9673  
FAX (916) 921-0100  
FAX (707) 792-0342  
FAX (650) 232-9612

Golder & Associates  
180 Grand Avenue, Suite #250  
Oakland, CA 94612  
Attention: Marcus Long

Client Project ID: Gallo/San Lorenzo  
Sample Descript: Soil, B-6-4.5'  
Analysis Method: EPA 8260  
Lab Number: 904-0737

Sampled: Apr 7, 1999  
Received: Apr 9, 1999  
Analyzed: Apr 14, 1999  
Reported: Apr 30, 1999

## VOLATILE ORGANIC COMPOUNDS (EPA 8260)

Analyte	Detection Limit µg/Kg	Sample Results µg/Kg
Benzene.....	100	N.D.
Bromobenzene.....	100	N.D.
Bromochloromethane.....	100	N.D.
Bromodichloromethane.....	100	N.D.
Bromoform.....	100	N.D.
Bromomethane.....	100	N.D.
n-Butylbenzene.....	100	N.D.
sec-Butylbenzene.....	100	N.D.
tert-Butylbenzene.....	100	N.D.
Carbon tetrachloride.....	100	N.D.
Chlorobenzene.....	100	N.D.
Chloroethane.....	100	N.D.
Chloroform.....	100	N.D.
Chloromethane.....	100	N.D.
2-Chlorotoluene.....	100	N.D.
4-Chlorotoluene.....	100	N.D.
Dibromochloromethane.....	100	N.D.
1,2-Dibromo-3-chloropropane.....	100	N.D.
1,2-Dibromoethane.....	100	N.D.
Dibromomethane.....	100	N.D.
1,2-Dichlorobenzene.....	100	N.D.
1,3-Dichlorobenzene.....	100	N.D.
1,4-Dichlorobenzene.....	100	N.D.
Dichlorodifluoromethane.....	100	N.D.
1,1-Dichloroethane.....	100	N.D.
1,2-Dichloroethane.....	100	N.D.
1,1-Dichloroethene.....	100	N.D.
cis-1,2-Dichloroethene.....	100	N.D.
trans-1,2-Dichloroethene.....	100	N.D.
1,2-Dichloropropane.....	100	N.D.
1,3-Dichloropropane.....	100	N.D.
2,2-Dichloropropane.....	100	N.D.
1,1-Dichloropropene.....	100	N.D.
cis-1,3-Dichloropropene.....	100	N.D.
trans-1,3-Dichloropropene.....	100	N.D.
Ethyl Benzene.....	100	N.D.
Hexachlorobutadiene.....	500	N.D.
Isopropylbenzene.....	100	N.D.





# Sequoia Analytical

680 Chesapeake Drive  
404 N. Wiget Lane  
819 Striker Avenue, Suite 8  
1455 McDowell Blvd. North, Ste. D  
1551 Industrial Road

Redwood City, CA 94063  
Walnut Creek, CA 94598  
Sacramento, CA 95834  
Petaluma, CA 94954  
San Carlos, CA 94070-4111

(650) 364-9600  
(925) 988-9600  
(916) 921-9600  
(707) 792-1865  
(650) 232-9600

FAX (650) 364-9233  
FAX (925) 988-9673  
FAX (916) 921-0100  
FAX (707) 792-0342  
FAX (650) 232-9612

Golder & Associates  
180 Grand Avenue, Suite #250  
Oakland, CA 94612  
Attention: Marcus Long

Client Project ID: Gallo/San Lorenzo  
Sample Descript: Soil, B-6-4.5'  
Analysis Method: EPA 8260  
Lab Number: 904-0737

Sampled: Apr 7, 1999  
Received: Apr 9, 1999  
Analyzed: Apr 14, 1999  
Reported: Apr 30, 1999

## VOLATILE ORGANIC COMPOUNDS (EPA 8260)

Analyte	Detection Limit µg/Kg	Sample Results µg/Kg
p-Isopropyltoluene.....	100	N.D.
Methylene chloride.....	500	N.D.
Naphthalene.....	500	N.D.
n-Propylbenzene.....	100	N.D.
Styrene.....	100	N.D.
1,1,1,2-Tetrachloroethane.....	100	N.D.
1,1,2,2-Tetrachloroethane.....	250	N.D.
Tetrachloroethene.....	100	N.D.
Toluene.....	100	N.D.
1,2,3-Trichlorobenzene.....	500	N.D.
1,2,4-Trichlorobenzene.....	500	N.D.
1,1,1-Trichloroethane.....	100	N.D.
1,1,2-Trichloroethane.....	100	N.D.
Trichloroethene.....	100	N.D.
Trichlorofluoromethane.....	100	N.D.
1,2,3-Trichloropropane.....	250	N.D.
1,2,4-Trimethylbenzene.....	100	N.D.
1,3,5-Trimethylbenzene.....	100	N.D.
Vinyl chloride.....	100	N.D.
Total-Xylene.....	100	N.D.
MEK.....	500	N.D.
MIBK.....	500	N.D.

Surrogates	Control Limit %	% Recovery
Dibromofluoromethane.....	50 150.....	97
Toluene-d8.....	50 150.....	99
4-Bromofluorobenzene.....	50 150.....	96

Analytes reported as N.D. were not present above the stated limit of detection.

SEQUOIA ANALYTICAL, #1271

*Julianne Fegley*

Julianne Fegley  
Project Manager





# Sequoia Analytical

680 Chesapeake Drive  
404 N. Wiget Lane  
819 Striker Avenue, Suite 8  
1455 McDowell Blvd. North, Ste. D  
1551 Industrial Road

Redwood City, CA 94063  
Walnut Creek, CA 94598  
Sacramento, CA 95834  
Petaluma, CA 94954  
San Carlos, CA 94070-4111

(650) 364-9600  
(925) 988-9600  
(916) 921-9600  
(707) 792-1865  
(650) 232-9600

FAX (650) 364-9233  
FAX (925) 988-9673  
FAX (916) 921-0100  
FAX (707) 792-0342  
FAX (650) 232-9612

Golder & Associates  
180 Grand Avenue, Suite #250  
Oakland, CA 94612  
Attention: Marcus Long

Client Project ID: Gallo/San Lorenzo  
Sample Descript: Soil, B-7-4.5'  
Analysis Method: EPA 8260  
Lab Number: 904-0739

Sampled: Apr 7, 1999  
Received: Apr 9, 1999  
Analyzed: Apr 14, 1999  
Reported: Apr 30, 1999

## VOLATILE ORGANIC COMPOUNDS (EPA 8260)

Analyte	Detection Limit µg/Kg	Sample Results µg/Kg
Benzene.....	100	N.D.
Bromobenzene.....	100	N.D.
Bromochloromethane.....	100	N.D.
Bromodichloromethane.....	100	N.D.
Bromoform.....	100	N.D.
Bromomethane.....	100	N.D.
n-Butylbenzene.....	100	N.D.
sec-Butylbenzene.....	100	N.D.
tert-Butylbenzene.....	100	N.D.
Carbon tetrachloride.....	100	N.D.
Chlorobenzene.....	100	N.D.
Chloroethane.....	100	N.D.
Chloroform.....	100	N.D.
Chloromethane.....	100	N.D.
2-Chlorotoluene.....	100	N.D.
4-Chlorotoluene.....	100	N.D.
Dibromochloromethane.....	100	N.D.
1,2-Dibromo-3-chloropropane.....	100	N.D.
1,2-Dibromoethane.....	100	N.D.
Dibromomethane.....	100	N.D.
1,2-Dichlorobenzene.....	100	N.D.
1,3-Dichlorobenzene.....	100	N.D.
1,4-Dichlorobenzene.....	100	N.D.
Dichlorodifluoromethane.....	100	N.D.
1,1-Dichloroethane.....	100	N.D.
1,2-Dichloroethane.....	100	N.D.
1,1-Dichloroethene.....	100	N.D.
cis-1,2-Dichloroethene.....	100	N.D.
trans-1,2-Dichloroethene.....	100	N.D.
1,2-Dichloropropane.....	100	N.D.
1,3-Dichloropropane.....	100	N.D.
2,2-Dichloropropane.....	100	N.D.
1,1-Dichloropropene.....	100	N.D.
cis-1,3-Dichloropropene.....	100	N.D.
trans-1,3-Dichloropropene.....	100	N.D.
Ethyl Benzene.....	100	N.D.
Hexachlorobutadiene.....	500	N.D.
Isopropylbenzene.....	100	N.D.





# Sequoia Analytical

680 Chesapeake Drive  
404 N. Wiget Lane  
819 Striker Avenue, Suite 8  
1455 McDowell Blvd. North, Ste. D  
1551 Industrial Road

Redwood City, CA 94063  
Walnut Creek, CA 94598  
Sacramento, CA 95834  
Petaluma, CA 94954  
San Carlos, CA 94070-4111

(650) 364-9600  
(925) 988-9600  
(916) 921-9600  
(707) 792-1865  
(650) 232-9600

FAX (650) 364-9233  
FAX (925) 988-9673  
FAX (916) 921-0100  
FAX (707) 792-0342  
FAX (650) 232-9612

Golder & Associates  
180 Grand Avenue, Suite #250  
Oakland, CA 94612  
Attention: Marcus Long

Client Project ID: Gallo/San Lorenzo  
Sample Descript: Soil, B-7-4.5'  
Analysis Method: EPA 8260  
Lab Number: 904-0739

Sampled: Apr 7, 1999  
Received: Apr 9, 1999  
Analyzed: Apr 14, 1999  
Reported: Apr 30, 1999

## VOLATILE ORGANIC COMPOUNDS (EPA 8260)

Analyte	Detection Limit µg/Kg	Sample Results µg/Kg
p-Isopropyltoluene.....	100	N.D.
Methylene chloride.....	500	N.D.
Naphthalene.....	500	N.D.
n-Propylbenzene.....	100	N.D.
Styrene.....	100	N.D.
1,1,1,2-Tetrachloroethane.....	100	N.D.
1,1,2,2-Tetrachloroethane.....	250	N.D.
Tetrachloroethene.....	100	N.D.
Toluene.....	100	N.D.
1,2,3-Trichlorobenzene.....	500	N.D.
1,2,4-Trichlorobenzene.....	500	N.D.
1,1,1-Trichloroethane.....	100	N.D.
1,1,2-Trichloroethane.....	100	N.D.
Trichloroethene.....	100	N.D.
Trichlorofluoromethane.....	100	N.D.
1,2,3-Trichloropropane.....	250	N.D.
1,2,4-Trimethylbenzene.....	100	N.D.
1,3,5-Trimethylbenzene.....	100	N.D.
Vinyl chloride.....	100	N.D.
Total-Xylene.....	100	N.D.
MEK.....	500	N.D.
MIBK.....	500	N.D.

Surrogates	Control Limit %	% Recovery	
Dibromofluoromethane.....	50	150	97
Toluene-d8.....	50	150	98
4-Bromofluorobenzene.....	50	150	100

Analytes reported as N.D. were not present above the stated limit of detection.

SEQUOIA ANALYTICAL, #1271

*Julianne Fegley*  
Julianne Fegley  
Project Manager







# Sequoia Analytical

680 Chesapeake Drive  
404 N. Wiget Lane  
819 Striker Avenue, Suite 8  
1455 McDowell Blvd. North, Ste. D  
1551 Industrial Road

Redwood City, CA 94063  
Walnut Creek, CA 94598  
Sacramento, CA 95834  
Petaluma, CA 94954  
San Carlos, CA 94070-4111

(650) 364-9600  
(925) 988-9600  
(916) 921-9600  
(707) 792-1865  
(650) 232-9600

FAX (650) 364-9233  
FAX (925) 988-9673  
FAX (916) 921-0100  
FAX (707) 792-0342  
FAX (650) 232-9612

Golder & Associates  
180 Grand Avenue, Suite #250  
Oakland, CA 94612  
Attention: Marcus Long

Client Project ID: Gallo/San Lorenzo  
Sample Descript: Soil, B-8-4.5'  
Analysis Method: EPA 8260  
Lab Number: 904-0741

Sampled: Apr 7, 1999  
Received: Apr 9, 1999  
Analyzed: Apr 14, 1999  
Reported: Apr 30, 1999

## VOLATILE ORGANIC COMPOUNDS (EPA 8260)

Analyte	Detection Limit µg/Kg	Sample Results µg/Kg
Benzene.....	100	N.D.
Bromobenzene.....	100	N.D.
Bromochloromethane.....	100	N.D.
Bromodichloromethane.....	100	N.D.
Bromoform.....	100	N.D.
Bromomethane.....	100	N.D.
n-Butylbenzene.....	100	N.D.
sec-Butylbenzene.....	100	N.D.
tert-Butylbenzene.....	100	N.D.
Carbon tetrachloride.....	100	N.D.
Chlorobenzene.....	100	N.D.
Chloroethane.....	100	N.D.
Chloroform.....	100	N.D.
Chloromethane.....	100	N.D.
2-Chlorotoluene.....	100	N.D.
4-Chlorotoluene.....	100	N.D.
Dibromochloromethane.....	100	N.D.
1,2-Dibromo-3-chloropropane.....	100	N.D.
1,2-Dibromoethane.....	100	N.D.
Dibromomethane.....	100	N.D.
1,2-Dichlorobenzene.....	100	N.D.
1,3-Dichlorobenzene.....	100	N.D.
1,4-Dichlorobenzene.....	100	N.D.
Dichlorodifluoromethane.....	100	N.D.
1,1-Dichloroethane.....	100	N.D.
1,2-Dichloroethane.....	100	N.D.
1,1-Dichloroethene.....	100	N.D.
cis-1,2-Dichloroethene.....	100	N.D.
trans-1,2-Dichloroethene.....	100	N.D.
1,2-Dichloropropane.....	100	N.D.
1,3-Dichloropropane.....	100	N.D.
2,2-Dichloropropane.....	100	N.D.
1,1-Dichloropropene.....	100	N.D.
cis-1,3-Dichloropropene.....	100	N.D.
trans-1,3-Dichloropropene.....	100	N.D.
Ethyl Benzene.....	100	N.D.
Hexachlorobutadiene.....	500	N.D.
Isopropylbenzene.....	100	N.D.





# Sequoia Analytical

680 Chesapeake Drive  
404 N. Wiget Lane  
819 Striker Avenue, Suite 8  
1455 McDowell Blvd. North, Ste. D  
1551 Industrial Road

Redwood City, CA 94063  
Walnut Creek, CA 94598  
Sacramento, CA 95834  
Petaluma, CA 94954  
San Carlos, CA 94070-4111

(650) 364-9600  
(925) 988-9600  
(916) 921-9600  
(707) 792-1865  
(650) 232-9600

FAX (650) 364-9233  
FAX (925) 988-9673  
FAX (916) 921-0100  
FAX (707) 792-0342  
FAX (650) 232-9612

Golder & Associates  
180 Grand Avenue, Suite #250  
Oakland, CA 94612  
Attention: Marcus Long

Client Project ID: Gallo/San Lorenzo  
Sample Descript: Soil, B-8-4.5'  
Analysis Method: EPA 8260  
Lab Number: 904-0741

Sampled: Apr 7, 1999  
Received: Apr 9, 1999  
Analyzed: Apr 14, 1999  
Reported: Apr 30, 1999

## VOLATILE ORGANIC COMPOUNDS (EPA 8260)

Analyte	Detection Limit µg/Kg	Sample Results µg/Kg
p-Isopropyltoluene.....	100	N.D.
Methylene chloride.....	500	N.D.
Naphthalene.....	500	N.D.
n-Propylbenzene.....	100	N.D.
Styrene.....	100	N.D.
1,1,1,2-Tetrachloroethane.....	100	N.D.
1,1,2,2-Tetrachloroethane.....	250	N.D.
Tetrachloroethene.....	100	N.D.
Toluene.....	100	N.D.
1,2,3-Trichlorobenzene.....	500	N.D.
1,2,4-Trichlorobenzene.....	500	N.D.
1,1,1-Trichloroethane.....	100	N.D.
1,1,2-Trichloroethane.....	100	N.D.
Trichloroethene.....	100	N.D.
Trichlorofluoromethane.....	100	N.D.
1,2,3-Trichloropropane.....	250	N.D.
1,2,4-Trimethylbenzene.....	100	N.D.
1,3,5-Trimethylbenzene.....	100	N.D.
Vinyl chloride.....	100	N.D.
Total-Xylene.....	100	N.D.
MEK.....	500	N.D.
MIBK.....	500	N.D.

Surrogates	Control Limit %	% Recovery
Dibromofluoromethane.....	50	150..... 97
Toluene-d8.....	50	150..... 99
4-Bromofluorobenzene.....	50	150..... 101

Analytes reported as N.D. were not present above the stated limit of detection.

SEQUOIA ANALYTICAL, #1271

*Julianne Fegley*

Julianne Fegley  
Project Manager





# Sequoia Analytical

680 Chesapeake Drive  
404 N. Wiget Lane  
819 Striker Avenue, Suite 8  
1455 McDowell Blvd. North, Ste. D  
1551 Industrial Road

Redwood City, CA 94063  
Walnut Creek, CA 94598  
Sacramento, CA 95834  
Petaluma, CA 94954  
San Carlos, CA 94070-4111

(650) 364-9600  
(925) 988-9600  
(916) 921-9600  
(707) 792-1865  
(650) 232-9600

FAX (650) 364-9233  
FAX (925) 988-9673  
FAX (916) 921-0100  
FAX (707) 792-0342  
FAX (650) 232-9612

Golder & Associates  
180 Grand Avenue, Suite #250  
Oakland, CA 94612  
Attention: Marcus Long

Client Project ID: Gallo/San Lorenzo  
Sample Descript: Soil, B-11-4.5'  
Analysis Method: EPA 8260  
Lab Number: 904-0747

Sampled: Apr 7, 1999  
Received: Apr 9, 1999  
Analyzed: Apr 14, 1999  
Reported: Apr 30, 1999

## VOLATILE ORGANIC COMPOUNDS (EPA 8260)

Analyte	Detection Limit µg/Kg	Sample Results µg/Kg
Benzene.....	100	N.D.
Bromobenzene.....	100	N.D.
Bromochloromethane.....	100	N.D.
Bromodichloromethane.....	100	N.D.
Bromoform.....	100	N.D.
Bromomethane.....	100	N.D.
n-Butylbenzene.....	100	N.D.
sec-Butylbenzene.....	100	N.D.
tert-Butylbenzene.....	100	N.D.
Carbon tetrachloride.....	100	N.D.
Chlorobenzene.....	100	N.D.
Chloroethane.....	100	N.D.
Chloroform.....	100	N.D.
Chloromethane.....	100	N.D.
2-Chlorotoluene.....	100	N.D.
4-Chlorotoluene.....	100	N.D.
Dibromochloromethane.....	100	N.D.
1,2-Dibromo-3-chloropropane.....	100	N.D.
1,2-Dibromoethane.....	100	N.D.
Dibromomethane.....	100	N.D.
1,2-Dichlorobenzene.....	100	N.D.
1,3-Dichlorobenzene.....	100	N.D.
1,4-Dichlorobenzene.....	100	N.D.
Dichlorodifluoromethane.....	100	N.D.
1,1-Dichloroethane.....	100	N.D.
1,2-Dichloroethane.....	100	N.D.
1,1-Dichloroethene.....	100	N.D.
cis-1,2-Dichloroethene.....	100	N.D.
trans-1,2-Dichloroethene.....	100	N.D.
1,2-Dichloropropane.....	100	N.D.
1,3-Dichloropropane.....	100	N.D.
2,2-Dichloropropane.....	100	N.D.
1,1-Dichloropropene.....	100	N.D.
cis-1,3-Dichloropropene.....	100	N.D.
trans-1,3-Dichloropropene.....	100	N.D.
Ethyl Benzene.....	100	N.D.
Hexachlorobutadiene.....	500	N.D.
Isopropylbenzene.....	100	N.D.





# Sequoia Analytical

680 Chesapeake Drive  
404 N. Wiget Lane  
819 Striker Avenue, Suite 8  
1455 McDowell Blvd. North, Ste. D  
1551 Industrial Road

Redwood City, CA 94063  
Walnut Creek, CA 94598  
Sacramento, CA 95834  
Petaluma, CA 94954  
San Carlos, CA 94070-4111

(650) 364-9600  
(925) 988-9600  
(916) 921-9600  
(707) 792-1865  
(650) 232-9600

FAX (650) 364-9233  
FAX (925) 988-9673  
FAX (916) 921-0100  
FAX (707) 792-0342  
FAX (650) 232-9612

Golder & Associates  
180 Grand Avenue, Suite #250  
Oakland, CA 94612  
Attention: Marcus Long

Client Project ID: Gallo/San Lorenzo  
Sample Descript: Soil, B-11-4.5'  
Analysis Method: EPA 8260  
Lab Number: 904-0747

Sampled: Apr 7, 1999  
Received: Apr 9, 1999  
Analyzed: Apr 14, 1999  
Reported: Apr 30, 1999

## VOLATILE ORGANIC COMPOUNDS (EPA 8260)

Analyte	Detection Limit µg/Kg	Sample Results µg/Kg
p-Isopropyltoluene.....	100	N.D.
Methylene chloride.....	500	N.D.
Naphthalene.....	500	N.D.
n-Propylbenzene.....	100	N.D.
Styrene.....	100	N.D.
1,1,1,2-Tetrachloroethane.....	100	N.D.
1,1,2,2-Tetrachloroethane.....	250	N.D.
Tetrachloroethene.....	100	N.D.
Toluene.....	100	N.D.
1,2,3-Trichlorobenzene.....	500	N.D.
1,2,4-Trichlorobenzene.....	500	N.D.
1,1,1-Trichloroethane.....	100	N.D.
1,1,2-Trichloroethane.....	100	N.D.
Trichloroethene.....	100	N.D.
Trichlorofluoromethane.....	100	N.D.
1,2,3-Trichloropropane.....	250	N.D.
1,2,4-Trimethylbenzene.....	100	N.D.
1,3,5-Trimethylbenzene.....	100	N.D.
Vinyl chloride.....	100	N.D.
Total-Xylene.....	100	N.D.
MEK.....	500	N.D.
MIBK.....	500	N.D.

Surrogates	Control Limit %	% Recovery
Dibromofluoromethane.....	50	150..... 96
Toluene-d8.....	50	150..... 99
4-Bromofluorobenzene.....	50	150..... 100

Analytes reported as N.D. were not present above the stated limit of detection.

SEQUOIA ANALYTICAL, #1271

*Julianne Fegley*

Julianne Fegley  
Project Manager





# Sequoia Analytical

680 Chesapeake Drive  
404 N. Wiget Lane  
819 Striker Avenue, Suite 8  
1455 McDowell Blvd. North, Ste. D  
1551 Industrial Road

Redwood City, CA 94063  
Walnut Creek, CA 94598  
Sacramento, CA 95834  
Petaluma, CA 94954  
San Carlos, CA 94070-4111

(650) 364-9600  
(925) 988-9600  
(916) 921-9600  
(707) 792-1865  
(650) 232-9600

FAX (650) 364-9233  
FAX (925) 988-9673  
FAX (916) 921-0100  
FAX (707) 792-0342  
FAX (650) 232-9612

Golder & Associates  
180 Grand Avenue, Suite #250  
Oakland, CA 94612  
Attention: Marcus Long

Client Project ID: Gallo/San Lorenzo  
Sample Descript: Water, B-6  
Analysis Method: EPA 8260  
Lab Number: 904-0748

Sampled: Apr 7, 1999  
Received: Apr 9, 1999  
Analyzed: Apr 14, 1999  
Reported: Apr 30, 1999

## VOLATILE ORGANIC COMPOUNDS (EPA 8260)

Analyte	Detection Limit µg/L	Sample Results µg/L
Benzene.....	2.0	N.D.
Bromobenzene.....	2.0	N.D.
Bromochloromethane.....	2.0	N.D.
Bromodichloromethane.....	2.0	N.D.
Bromoform.....	2.0	N.D.
Bromomethane.....	2.0	N.D.
n-Butylbenzene.....	2.0	N.D.
sec-Butylbenzene.....	2.0	N.D.
tert-Butylbenzene.....	2.0	N.D.
Carbon tetrachloride.....	2.0	N.D.
Chlorobenzene.....	2.0	N.D.
Chloroethane.....	2.0	N.D.
Chloroform.....	2.0	N.D.
Chloromethane.....	2.0	N.D.
2-Chlorotoluene.....	2.0	N.D.
4-Chlorotoluene.....	2.0	N.D.
Dibromochloromethane.....	2.0	N.D.
1,2-Dibromo-3-chloropropane.....	2.0	N.D.
1,2-Dibromoethane.....	2.0	N.D.
Dibromomethane.....	2.0	N.D.
1,2-Dichlorobenzene.....	2.0	N.D.
1,3-Dichlorobenzene.....	2.0	N.D.
1,4-Dichlorobenzene.....	2.0	N.D.
Dichlorodifluoromethane.....	2.0	N.D.
1,1-Dichloroethane.....	2.0	N.D.
1,2-Dichloroethane.....	2.0	N.D.
1,1-Dichloroethene.....	2.0	N.D.
cis-1,2-Dichloroethene.....	2.0	N.D.
trans-1,2-Dichloroethene.....	2.0	N.D.
1,2-Dichloropropane.....	2.0	N.D.
1,3-Dichloropropane.....	2.0	N.D.
2,2-Dichloropropane.....	2.0	N.D.
1,1-Dichloropropene.....	2.0	N.D.
cis-1,3-Dichloropropene.....	2.0	N.D.
trans-1,3-Dichloropropene.....	2.0	N.D.
Ethyl Benzene.....	2.0	N.D.
Hexachlorobutadiene.....	10	N.D.
Isopropylbenzene.....	2.0	N.D.





# Sequoia Analytical

680 Chesapeake Drive  
404 N. Wiget Lane  
819 Striker Avenue, Suite 8  
1455 McDowell Blvd. North, Ste. D  
1551 Industrial Road

Redwood City, CA 94063  
Walnut Creek, CA 94598  
Sacramento, CA 95834  
Petaluma, CA 94954  
San Carlos, CA 94070-4111

(650) 364-9600  
(925) 988-9600  
(916) 921-9600  
(707) 792-1865  
(650) 232-9600

FAX (650) 364-9233  
FAX (925) 988-9673  
FAX (916) 921-0100  
FAX (707) 792-0342  
FAX (650) 232-9612

Golder & Associates  
180 Grand Avenue, Suite #250  
Oakland, CA 94612  
Attention: Marcus Long

Client Project ID: Gallo/San Lorenzo  
Sample Descript: Water, B-6  
Analysis Method: EPA 8260  
Lab Number: 904-0748

Sampled: Apr 7, 1999  
Received: Apr 9, 1999  
Analyzed: Apr 14, 1999  
Reported: Apr 30, 1999

## VOLATILE ORGANIC COMPOUNDS (EPA 8260)

Analyte	Detection Limit µg/L	Sample Results µg/L
p-Isopropyltoluene.....	2.0	N.D.
Methylene chloride.....	10	N.D.
Naphthalene.....	10	N.D.
n-Propylbenzene.....	2.0	N.D.
Styrene.....	2.0	N.D.
1,1,1,2-Tetrachloroethane.....	2.0	N.D.
1,1,2,2-Tetrachloroethane.....	5.0	N.D.
Tetrachloroethene.....	2.0	N.D.
Toluene.....	2.0	N.D.
1,2,3-Trichlorobenzene.....	10	N.D.
1,2,4-Trichlorobenzene.....	10	N.D.
1,1,1-Trichloroethane.....	2.0	N.D.
1,1,2-Trichloroethane.....	2.0	N.D.
Trichloroethene.....	2.0	N.D.
Trichlorofluoromethane.....	2.0	N.D.
1,2,3-Trichloropropane.....	5.0	N.D.
1,2,4-Trimethylbenzene.....	2.0	N.D.
1,3,5-Trimethylbenzene.....	2.0	N.D.
Vinyl chloride.....	2.0	N.D.
Total-Xylene.....	2.0	N.D.
MEK.....	10	N.D.
MIBK.....	10	N.D.

Surrogates	Control Limit %	% Recovery
Dibromofluoromethane.....	50	150..... 100
Toluene-d8.....	50	150..... 99
4-Bromofluorobenzene.....	50	150..... 101

Analytes reported as N.D. were not present above the stated limit of detection.

SEQUOIA ANALYTICAL, #1271

*Julianne Fegley*  
Julianne Fegley  
Project Manager





# Sequoia Analytical

680 Chesapeake Drive  
404 N. Wiget Lane  
819 Striker Avenue, Suite 8  
1455 McDowell Blvd. North, Ste. D  
1551 Industrial Road

Redwood City, CA 94063  
Walnut Creek, CA 94598  
Sacramento, CA 95834  
Petaluma, CA 94954  
San Carlos, CA 94070-4111

(650) 364-9600  
(925) 988-9600  
(916) 921-9600  
(707) 792-1865  
(650) 232-9600

FAX (650) 364-9233  
FAX (925) 988-9673  
FAX (916) 921-0100  
FAX (707) 792-0342  
FAX (650) 232-9612

Golder & Associates  
180 Grand Avenue, Suite #250  
Oakland, CA 94612  
Attention: Marcus Long

Client Project ID: Gallo/San Lorenzo  
Sample Descript: Water, B-7  
Analysis Method: EPA 8260  
Lab Number: 904-0749

Sampled: Apr 7, 1999  
Received: Apr 9, 1999  
Analyzed: Apr 14, 1999  
Reported: Apr 30, 1999

## VOLATILE ORGANIC COMPOUNDS (EPA 8260)

Analyte	Detection Limit µg/L	Sample Results µg/L
Benzene.....	2.0	N.D.
Bromobenzene.....	2.0	N.D.
Bromochloromethane.....	2.0	N.D.
Bromodichloromethane.....	2.0	N.D.
Bromoform.....	2.0	N.D.
Bromomethane.....	2.0	N.D.
n-Butylbenzene.....	2.0	N.D.
sec-Butylbenzene.....	2.0	N.D.
tert-Butylbenzene.....	2.0	N.D.
Carbon tetrachloride.....	2.0	N.D.
Chlorobenzene.....	2.0	N.D.
Chloroethane.....	2.0	N.D.
Chloroform.....	2.0	N.D.
Chloromethane.....	2.0	N.D.
2-Chlorotoluene.....	2.0	N.D.
4-Chlorotoluene.....	2.0	N.D.
Dibromochloromethane.....	2.0	N.D.
1,2-Dibromo-3-chloropropane.....	2.0	N.D.
1,2-Dibromoethane.....	2.0	N.D.
Dibromomethane.....	2.0	N.D.
1,2-Dichlorobenzene.....	2.0	N.D.
1,3-Dichlorobenzene.....	2.0	N.D.
1,4-Dichlorobenzene.....	2.0	N.D.
Dichlorodifluoromethane.....	2.0	N.D.
1,1-Dichloroethane.....	2.0	N.D.
1,2-Dichloroethane.....	2.0	N.D.
1,1-Dichloroethene.....	2.0	N.D.
cis-1,2-Dichloroethene.....	2.0	N.D.
trans-1,2-Dichloroethene.....	2.0	N.D.
1,2-Dichloropropane.....	2.0	N.D.
1,3-Dichloropropane.....	2.0	N.D.
2,2-Dichloropropane.....	2.0	N.D.
1,1-Dichloropropene.....	2.0	N.D.
cis-1,3-Dichloropropene.....	2.0	N.D.
trans-1,3-Dichloropropene.....	2.0	N.D.
Ethyl Benzene.....	2.0	N.D.
Hexachlorobutadiene.....	10	N.D.
Isopropylbenzene.....	2.0	N.D.



# Sequoia Analytical

680 Chesapeake Drive  
404 N. Wiget Lane  
819 Striker Avenue, Suite 8  
1455 McDowell Blvd. North, Ste. D  
1551 Industrial Road

Redwood City, CA 94063  
Walnut Creek, CA 94598  
Sacramento, CA 95834  
Petaluma, CA 94954  
San Carlos, CA 94070-4111

(650) 364-9600  
(925) 988-9600  
(916) 921-9600  
(707) 792-1865  
(650) 232-9600

FAX (650) 364-9233  
FAX (925) 988-9673  
FAX (916) 921-0100  
FAX (707) 792-0342  
FAX (650) 232-9612

Golder & Associates  
180 Grand Avenue, Suite #250  
Oakland, CA 94612  
Attention: Marcus Long

Client Project ID: Gallo/San Lorenzo  
Sample Descript: Water, B-7  
Analysis Method: EPA 8260  
Lab Number: 904-0749

Sampled: Apr 7, 1999  
Received: Apr 9, 1999  
Analyzed: Apr 14, 1999  
Reported: Apr 30, 1999

## VOLATILE ORGANIC COMPOUNDS (EPA 8260)

Analyte	Detection Limit µg/L	Sample Results µg/L
p-Isopropyltoluene.....	2.0	N.D.
Methylene chloride.....	10	N.D.
Naphthalene.....	10	N.D.
n-Propylbenzene.....	2.0	N.D.
Styrene.....	2.0	N.D.
1,1,1,2-Tetrachloroethane.....	2.0	N.D.
1,1,1,2,2-Tetrachloroethane.....	5.0	N.D.
Tetrachloroethene.....	2.0	N.D.
Toluene.....	2.0	N.D.
1,2,3-Trichlorobenzene.....	10	N.D.
1,2,4-Trichlorobenzene.....	10	N.D.
1,1,1-Trichloroethane.....	2.0	N.D.
1,1,2-Trichloroethane.....	2.0	N.D.
Trichloroethene.....	2.0	N.D.
Trichlorofluoromethane.....	2.0	N.D.
1,2,3-Trichloropropane.....	5.0	N.D.
1,2,4-Trimethylbenzene.....	2.0	N.D.
1,3,5-Trimethylbenzene.....	2.0	N.D.
Vinyl chloride.....	2.0	N.D.
Total-Xylene.....	2.0	N.D.
MEK.....	10	N.D.
MIBK.....	10	N.D.

Surrogates	Control Limit %	% Recovery
Dibromofluoromethane.....	50 150.....	99
Toluene-d8.....	50 150.....	98
4-Bromofluorobenzene.....	50 150.....	103

Analytes reported as N.D. were not present above the stated limit of detection.

SEQUOIA ANALYTICAL, #1271

*Julianne Fegley*  
Julianne Fegley  
Project Manager







# Sequoia Analytical

680 Chesapeake Drive  
404 N. Wiget Lane  
819 Striker Avenue, Suite 8  
1455 McDowell Blvd. North, Ste. D  
1551 Industrial Road

Redwood City, CA 94063  
Walnut Creek, CA 94598  
Sacramento, CA 95834  
Petaluma, CA 94954  
San Carlos, CA 94070-4111

(650) 364-9600  
(925) 988-9600  
(916) 921-9600  
(707) 792-1865  
(650) 232-9600

FAX (650) 364-9233  
FAX (925) 988-9673  
FAX (916) 921-0100  
FAX (707) 792-0342  
FAX (650) 232-9612

Golder & Associates  
180 Grand Avenue, Suite #250  
Oakland, CA 94612  
Attention: Marcus Long

Client Project ID: Gallo/San Lorenzo  
Sample Descript: Water, B-8  
Analysis Method: EPA 8260  
Lab Number: 904-0750

Sampled: Apr 7, 1999  
Received: Apr 9, 1999  
Analyzed: Apr 14, 1999  
Reported: Apr 30, 1999

## VOLATILE ORGANIC COMPOUNDS (EPA 8260)

Analyte	Detection Limit µg/L	Sample Results µg/L
Benzene.....	2.0	N.D.
Bromobenzene.....	2.0	N.D.
Bromochloromethane.....	2.0	N.D.
Bromodichloromethane.....	2.0	N.D.
Bromoform.....	2.0	N.D.
Bromomethane.....	2.0	N.D.
n-Butylbenzene.....	2.0	N.D.
sec-Butylbenzene.....	2.0	N.D.
tert-Butylbenzene.....	2.0	N.D.
Carbon tetrachloride.....	2.0	N.D.
Chlorobenzene.....	2.0	N.D.
Chloroethane.....	2.0	N.D.
Chloroform.....	2.0	N.D.
Chloromethane.....	2.0	N.D.
2-Chlorotoluene.....	2.0	N.D.
4-Chlorotoluene.....	2.0	N.D.
Dibromochloromethane.....	2.0	N.D.
1,2-Dibromo-3-chloropropane.....	2.0	N.D.
1,2-Dibromoethane.....	2.0	N.D.
Dibromomethane.....	2.0	N.D.
1,2-Dichlorobenzene.....	2.0	N.D.
1,3-Dichlorobenzene.....	2.0	N.D.
1,4-Dichlorobenzene.....	2.0	N.D.
Dichlorodifluoromethane.....	2.0	N.D.
1,1-Dichloroethane.....	2.0	N.D.
1,2-Dichloroethane.....	2.0	N.D.
1,1-Dichloroethene.....	2.0	N.D.
cis-1,2-Dichloroethene.....	2.0	N.D.
trans-1,2-Dichloroethene.....	2.0	N.D.
1,2-Dichloropropane.....	2.0	N.D.
1,3-Dichloropropane.....	2.0	N.D.
2,2-Dichloropropane.....	2.0	N.D.
1,1-Dichloropropene.....	2.0	N.D.
cis-1,3-Dichloropropene.....	2.0	N.D.
trans-1,3-Dichloropropene.....	2.0	N.D.
Ethyl Benzene.....	2.0	N.D.
Hexachlorobutadiene.....	10	N.D.
Isopropylbenzene.....	2.0	N.D.





# Sequoia Analytical

680 Chesapeake Drive  
404 N. Wiget Lane  
819 Striker Avenue, Suite 8  
1455 McDowell Blvd. North, Ste. D  
1551 Industrial Road

Redwood City, CA 94063  
Walnut Creek, CA 94598  
Sacramento, CA 95834  
Petaluma, CA 94954  
San Carlos, CA 94070-4111

(650) 364-9600  
(925) 988-9600  
(916) 921-9600  
(707) 792-1865  
(650) 232-9600

FAX (650) 364-9233  
FAX (925) 988-9673  
FAX (916) 921-0100  
FAX (707) 792-0342  
FAX (650) 232-9612

Golder & Associates  
180 Grand Avenue, Suite #250  
Oakland, CA 94612  
Attention: Marcus Long

Client Project ID: Gallo/San Lorenzo  
Sample Descript: Water, B-8  
Analysis Method: EPA 8260  
Lab Number: 904-0750

Sampled: Apr 7, 1999  
Received: Apr 9, 1999  
Analyzed: Apr 14, 1999  
Reported: Apr 30, 1999

## VOLATILE ORGANIC COMPOUNDS (EPA 8260)

Analyte	Detection Limit µg/L	Sample Results µg/L
p-Isopropyltoluene.....	2.0	N.D.
Methylene chloride.....	10	N.D.
Naphthalene.....	10	N.D.
n-Propylbenzene.....	2.0	N.D.
Styrene.....	2.0	N.D.
1,1,1,2-Tetrachloroethane.....	2.0	N.D.
1,1,2,2-Tetrachloroethane.....	5.0	N.D.
Tetrachloroethene.....	2.0	N.D.
Toluene.....	2.0	N.D.
1,2,3-Trichlorobenzene.....	10	N.D.
1,2,4-Trichlorobenzene.....	10	N.D.
1,1,1-Trichloroethane.....	2.0	N.D.
1,1,2-Trichloroethane.....	2.0	N.D.
Trichloroethene.....	2.0	N.D.
Trichlorofluoromethane.....	2.0	N.D.
1,2,3-Trichloropropane.....	5.0	N.D.
1,2,4-Trimethylbenzene.....	2.0	N.D.
1,3,5-Trimethylbenzene.....	2.0	N.D.
Vinyl chloride.....	2.0	N.D.
Total-Xylene.....	2.0	N.D.
MEK.....	10	N.D.
MIBK.....	10	N.D.

Surrogates	Control Limit %	% Recovery
Dibromofluoromethane.....	50	150..... 101
Toluene-d8.....	50	150..... 99
4-Bromofluorobenzene.....	50	150..... 100

Analytes reported as N.D. were not present above the stated limit of detection.

SEQUOIA ANALYTICAL, #1271

*Julianne Fegley*  
Julianne Fegley  
Project Manager





# Sequoia Analytical

680 Chesapeake Drive  
404 N. Wiget Lane  
819 Striker Avenue, Suite 8  
1455 McDowell Blvd. North, Ste. D  
1551 Industrial Road

Redwood City, CA 94063  
Walnut Creek, CA 94598  
Sacramento, CA 95834  
Petaluma, CA 94954  
San Carlos, CA 94070-4111

(650) 364-9600  
(925) 988-9600  
(916) 921-9600  
(707) 792-1865  
(650) 232-9600

FAX (650) 364-9233  
FAX (925) 988-9673  
FAX (916) 921-0100  
FAX (707) 792-0342  
FAX (650) 232-9612

Golder & Associates  
180 Grand Avenue, Suite #250  
Oakland, CA 94612  
Attention: Marcus Long

Client Project ID: Gallo/San Lorenzo  
Sample Descript: Water, B-11  
Analysis Method: EPA 8260  
Lab Number: 904-0751

Sampled: Apr 7, 1999  
Received: Apr 9, 1999  
Analyzed: Apr 14, 1999  
Reported: Apr 30, 1999

## VOLATILE ORGANIC COMPOUNDS (EPA 8260)

Analyte	Detection Limit µg/L	Sample Results µg/L
Benzene.....	2.0	N.D.
Bromobenzene.....	2.0	N.D.
Bromochloromethane.....	2.0	N.D.
Bromodichloromethane.....	2.0	N.D.
Bromoform.....	2.0	N.D.
Bromomethane.....	2.0	N.D.
n-Butylbenzene.....	2.0	N.D.
sec-Butylbenzene.....	2.0	N.D.
tert-Butylbenzene.....	2.0	N.D.
Carbon tetrachloride.....	2.0	N.D.
Chlorobenzene.....	2.0	N.D.
Chloroethane.....	2.0	N.D.
Chloroform.....	2.0	N.D.
Chloromethane.....	2.0	N.D.
2-Chlorotoluene.....	2.0	N.D.
4-Chlorotoluene.....	2.0	N.D.
Dibromochloromethane.....	2.0	N.D.
1,2-Dibromo-3-chloropropane.....	2.0	N.D.
1,2-Dibromoethane.....	2.0	N.D.
Dibromomethane.....	2.0	N.D.
1,2-Dichlorobenzene.....	2.0	N.D.
1,3-Dichlorobenzene.....	2.0	N.D.
1,4-Dichlorobenzene.....	2.0	N.D.
Dichlorodifluoromethane.....	2.0	N.D.
1,1-Dichloroethane.....	2.0	N.D.
1,2-Dichloroethane.....	2.0	N.D.
1,1-Dichloroethene.....	2.0	N.D.
cis-1,2-Dichloroethene.....	2.0	N.D.
trans-1,2-Dichloroethene.....	2.0	N.D.
1,2-Dichloropropane.....	2.0	N.D.
1,3-Dichloropropane.....	2.0	N.D.
2,2-Dichloropropane.....	2.0	N.D.
1,1-Dichloropropene.....	2.0	N.D.
cis-1,3-Dichloropropene.....	2.0	N.D.
trans-1,3-Dichloropropene.....	2.0	N.D.
Ethyl Benzene.....	2.0	N.D.
Hexachlorobutadiene.....	10	N.D.
Isopropylbenzene.....	2.0	N.D.





# Sequoia Analytical

680 Chesapeake Drive  
404 N. Wiget Lane  
819 Striker Avenue, Suite 8  
1455 McDowell Blvd. North, Ste. D  
1551 Industrial Road

Redwood City, CA 94063  
Walnut Creek, CA 94598  
Sacramento, CA 95834  
Petaluma, CA 94954  
San Carlos, CA 94070-4111

(650) 364-9600  
(925) 988-9600  
(916) 921-9600  
(707) 792-1865  
(650) 232-9600

FAX (650) 364-9233  
FAX (925) 988-9673  
FAX (916) 921-0100  
FAX (707) 792-0342  
FAX (650) 232-9612

Golder & Associates  
180 Grand Avenue, Suite #250  
Oakland, CA 94612  
Attention: Marcus Long

Client Project ID: Gallo/San Lorenzo  
Sample Descript: Water, B-11  
Analysis Method: EPA 8260  
Lab Number: 904-0751

Sampled: Apr 7, 1999  
Received: Apr 9, 1999  
Analyzed: Apr 14, 1999  
Reported: Apr 30, 1999

## VOLATILE ORGANIC COMPOUNDS (EPA 8260)

Analyte	Detection Limit µg/L	Sample Results µg/L
p-Isopropyltoluene.....	2.0	N.D.
Methylene chloride.....	10	N.D.
Naphthalene.....	10	N.D.
n-Propylbenzene.....	2.0	N.D.
Styrene.....	2.0	N.D.
1,1,1,2-Tetrachloroethane.....	2.0	N.D.
1,1,2,2-Tetrachloroethane.....	5.0	N.D.
Tetrachloroethene.....	2.0	N.D.
Toluene.....	2.0	N.D.
1,2,3-Trichlorobenzene.....	10	N.D.
1,2,4-Trichlorobenzene.....	10	N.D.
1,1,1-Trichloroethane.....	2.0	N.D.
1,1,2-Trichloroethane.....	2.0	N.D.
Trichloroethene.....	2.0	N.D.
Trichlorofluoromethane.....	2.0	N.D.
1,2,3-Trichloropropane.....	5.0	N.D.
1,2,4-Trimethylbenzene.....	2.0	N.D.
1,3,5-Trimethylbenzene.....	2.0	N.D.
Vinyl chloride.....	2.0	N.D.
Total-Xylene.....	2.0	N.D.
MEK.....	10	N.D.
MIBK.....	10	N.D.

Surrogates	Control Limit %	% Recovery
Dibromofluoromethane.....	50	150
Toluene-d8.....	50	150
4-Bromofluorobenzene.....	50	150

Analytes reported as N.D. were not present above the stated limit of detection.

SEQUOIA ANALYTICAL, #1271

Julianne Fegley  
Project Manager





# Sequoia Analytical

680 Chesapeake Drive  
404 N. Wiget Lane  
819 Striker Avenue, Suite 8  
1455 McDowell Blvd. North, Ste. D  
1551 Industrial Road

Redwood City, CA 94063  
Walnut Creek, CA 94598  
Sacramento, CA 95834  
Petaluma, CA 94954  
San Carlos, CA 94070-4111

(650) 364-9600  
(925) 988-9600  
(916) 921-9600  
(707) 792-1865  
(650) 232-9600

FAX (650) 364-9233  
FAX (925) 988-9673  
FAX (916) 921-0100  
FAX (707) 792-0342  
FAX (650) 232-9612

Golder & Associates  
180 Grand Avenue, Suite #250  
Oakland, CA 94612  
Attention: Marcus Long

Client Project ID: Gallo/San Lorenzo  
Sample Descript: Soil  
Analysis for: Lead  
First Sample #: 904-0736

Sampled: Apr 7, 1999  
Received: Apr 9, 1999  
Digested: Apr 20, 1999  
Analyzed: Apr 21-22, 1999  
Reported: Apr 20, 1999

## LABORATORY ANALYSIS FOR: Lead

Sample Number	Sample Description	Detection Limit mg/kg	Sample Result mg/kg
904-0736	B-6-0.5'	0.25	28
904-0737	B-6-4.5'	0.25	9.1
904-0738	B-7-0'	0.25	130
904-0739	B-7-4.5'	0.25	48
904-0740	B-8-0'	0.25	20
904-0741	B-8-4.5'	0.25	6.1
904-0742	B-9-0'	0.25	9.2
904-0743	B-9-3.5'	0.25	4.4
904-0744	B-10-0'	0.25	1,700
904-0745	B-10-4.0'	0.25	3.9
904-0746	B-11-0'	0.25	2.6
904-0747	B-11-4.5'	0.25	5.0

Analytes reported as N.D. were not present above the stated limit of detection.

SEQUOIA ANALYTICAL, #1271

Julianne Fegley  
Project Manager





# Sequoia Analytical

680 Chesapeake Drive  
 404 N. Wiget Lane  
 819 Striker Avenue, Suite 8  
 1455 McDowell Blvd. North, Ste. D  
 1551 Industrial Road

Redwood City, CA 94063  
 Walnut Creek, CA 94598  
 Sacramento, CA 95834  
 Petaluma, CA 94954  
 San Carlos, CA 94070-4111

(650) 364-9600  
 (925) 988-9600  
 (916) 921-9600  
 (707) 792-1865  
 (650) 232-9600

FAX (650) 364-9233  
 FAX (925) 988-9673  
 FAX (916) 921-0100  
 FAX (707) 792-0342  
 FAX (650) 232-9612

Golder & Associates  
 180 Grand Avenue, Suite #250  
 Oakland, CA 94612  
 Attention: Marcus Long

Client Project ID: Gallo/San Lorenzo  
 Sample Descript: Water  
 Analysis for: Lead  
 First Sample #: 904-0749

Sampled: Apr 7, 1999  
 Received: Apr 9, 1999  
 Digested: Apr 13, 1999  
 Analyzed: Apr 21, 1999  
 Reported: Apr 30, 1999

## LABORATORY ANALYSIS FOR: Lead

Sample Number	Sample Description	Detection Limit mg/L	Sample Result mg/L
904-0749	B-7	0.0050	N.D.
904-0750	B-8	0.0050	N.D.
904-0751	B-11	0.0050	N.D.

Analytes reported as N.D. were not present above the stated limit of detection.

SEQUOIA ANALYTICAL, #1271

Julianne Fegley  
 Project Manager





# Sequoia Analytical

680 Chesapeake Drive  
404 N. Wiget Lane  
819 Striker Avenue, Suite 8  
1455 McDowell Blvd. North, Ste. D  
1551 Industrial Road

Redwood City, CA 94063  
Walnut Creek, CA 94598  
Sacramento, CA 95834  
Petaluma, CA 94954  
San Carlos, CA 94070-4111

(650) 364-9600  
(925) 988-9600  
(916) 921-9600  
(707) 792-1865  
(650) 232-9600

FAX (650) 364-9233  
FAX (925) 988-9673  
FAX (916) 921-0100  
FAX (707) 792-0342  
FAX (650) 232-9612

Golder & Associates  
180 Grand Avenue, Suite #250  
Oakland, CA 94612  
Attention: Marcus Long

Client Project ID: Gallo/San Lorenzo  
Matrix: Liquid

QC Sample Group: 9040736-747

Reported: May 4, 1999

## QUALITY CONTROL DATA REPORT

Analyte:	1,1-Dichloroethene	Trichloroethene	Benzene	Toluene	Chloro-benzene	Lead
QC Batch#:	MS041399 8260S2A	MS041399 8260S2A	MS041399 8260S2A	MS041399 8260S2A	MS041399 8260S2A	ME041399 3020MDA
Analy. Method:	EPA 8260	EPA 8260	EPA 8260	EPA 8260	EPA 8260	EPA 239.2
Prep. Method:	EPA 5030	EPA 5030	EPA 5030	EPA 5030	EPA 5030	EPA 3020
Analyst:	N. Nelson	N. Nelson	N. Nelson	N. Nelson	N. Nelson	T. La
MS/MSD #:	9040244	9040244	9040244	9040244	9040244	9040346
Sample Conc.:	N.D.	N.D.	N.D.	N.D.	N.D.	N.D.
Prepared Date:	4/13/99	4/13/99	4/13/99	4/13/99	4/13/99	4/13/99
Analyzed Date:	4/13/99	4/13/99	4/13/99	4/13/99	4/13/99	4/21/99
Instrument I.D.#:	GC/MS-2	GC/MS-2	GC/MS-2	GC/MS-2	GC/MS-2	MV-2
Conc. Spiked:	50 µg/L	50 µg/L	50 µg/L	50 µg/L	50 µg/L	0.10 mg/L
Result:	49	57	56	58	59	0.086
MS % Recovery:	98	114	112	116	118	86
Dup. Result:	51	59	59	59	60	0.081
MSD % Recov.:	102	118	118	118	120	81
RPD:	4.0	3.4	5.2	1.7	1.7	6.0
RPD Limit:	0-25	0-25	0-25	0-25	0-25	0-20

LCS #:	LCS041399	LCS041399	LCS041399	LCS041399	LCS041399	LCS041399
Prepared Date:	4/13/99	4/13/99	4/13/99	4/13/99	4/13/99	4/13/99
Analyzed Date:	4/13/99	4/13/99	4/13/99	4/13/99	4/13/99	4/21/99
Instrument I.D.#:	GC/MS-2	GC/MS-2	GC/MS-2	GC/MS-2	GC/MS-2	MV-2
Conc. Spiked:	50 µg/L	50 µg/L	50 µg/L	50 µg/L	50 µg/L	0.10 mg/L
LCS Result:	44	52	51	52	51	0.086
LCS % Recov.:	88	104	102	104	102	86

MS/MSD LCS Control Limits	65-135	70-130	70-130	70-130	70-130	80-120
---------------------------------	--------	--------	--------	--------	--------	--------

**Please Note:**

The LCS is a control sample of known, interferent-free matrix that is analyzed using the same reagents, preparation, and analytical methods employed for the samples. The matrix spike is an aliquot of sample fortified with known quantities of specific compounds and subjected to the entire analytical procedure. If the recovery of analytes from the matrix spike does not fall within specified control limits due to matrix interference, the LCS recovery is to be used to validate the batch.

\*\* MS= Matrix Spike, MSD=MS Duplicate, RPD=Relative % Difference

SEQUOIA ANALYTICAL, #1271

*Julianne Fegley*  
Julianne Fegley  
Project Manager





# Sequoia Analytical

680 Chesapeake Drive  
404 N. Wiget Lane  
819 Striker Avenue, Suite 8  
1455 McDowell Blvd. North, Ste. D  
1551 Industrial Road

Redwood City, CA 94063  
Walnut Creek, CA 94598  
Sacramento, CA 95834  
Petaluma, CA 94954  
San Carlos, CA 94070-4111

(650) 364-9600  
(925) 988-9600  
(916) 921-9600  
(707) 792-1865  
(650) 232-9600

FAX (650) 364-9233  
FAX (925) 988-9673  
FAX (916) 921-0100  
FAX (707) 792-0342  
FAX (650) 232-9612

Golder & Associates  
180 Grand Avenue, Suite #250  
Oakland, CA 94612  
Attention: Marcus Long

Client Project ID: Gallo/San Lorenzo  
Matrix: Solid

QC Sample Group: 9040748-751

Reported: May 4, 1999

## QUALITY CONTROL DATA REPORT

Analyte:	1,1-Dichloroethene	Trichloroethene	Benzene	Toluene	Chloro-benzene	Lead
QC Batch#:	MS041399 8260EXA	MS041399 8260EXA	MS041399 8260EXA	MS041399 8260EXA	MS041399 8260EXA	ME042099 3050MDA
Analy. Method:	EPA 8260	EPA 8260	EPA 8260	EPA 8260	EPA 8260	EPA 7421
Prep. Method:	EPA 5030	EPA 5030	EPA 5030	EPA 5030	EPA 5030	EPA 3050
Analyst:	N. Nelson	N. Nelson	N. Nelson	N. Nelson	N. Nelson	T. Le
MS/MSD #:	9040737	9040737	9040737	9040737	9040737	9040737
Sample Conc.:	N.D.	N.D.	N.D.	N.D.	N.D.	9.1 mg/kg
Prepared Date:	4/14/99	4/14/99	4/14/99	4/14/99	4/14/99	4/20/99
Analyzed Date:	4/14/99	4/14/99	4/14/99	4/14/99	4/14/99	4/21/99
Instrument I.D.#:	GC/MS-2	GC/MS-2	GC/MS-2	GC/MS-2	GC/MS-2	MV-2
Conc. Spiked:	2500 µg/kg	2500 µg/kg	2500 µg/kg	2500 µg/kg	2500 µg/kg	50 mg/kg
Result:	2500	3000	3000	3100	3100	51
MS % Recovery:	100	120	120	124	124	84
Dup. Result:	2400	2800	2800	2900	2900	51
MSD % Recov.:	96	112	112	116	116	84
RPD:	4.1	6.9	6.9	6.7	6.7	0.0
RPD Limit:	0-25	0-25	0-25	0-25	0-25	0-20

LCS #:	LCS041499	LCS041499	LCS041499	LCS041499	LCS041499	LCS042099
Prepared Date:	4/14/99	4/14/99	4/14/99	4/14/99	4/14/99	4/20/99
Analyzed Date:	4/14/99	4/14/99	4/14/99	4/14/99	4/14/99	4/21/99
Instrument I.D.#:	GC/MS-2	GC/MS-2	GC/MS-2	GC/MS-2	GC/MS-2	MV-2
Conc. Spiked:	2500 µg/kg	2500 µg/kg	2500 µg/kg	2500 µg/kg	2500 µg/kg	50 mg/kg
LCS Result:	2200	2600	2500	2600	2600	41
LCS % Recov.:	88	104	100	104	104	82

MS/MSD LCS Control Limits	65-135	70-130	70-130	70-130	70-130	80-120
---------------------------	--------	--------	--------	--------	--------	--------

**Please Note:**

The LCS is a control sample of known, interferent-free matrix that is analyzed using the same reagents, preparation, and analytical methods employed for the samples. The matrix spike is an aliquot of sample fortified with known quantities of specific compounds and subjected to the entire analytical procedure. If the recovery of analytes from the matrix spike does not fall within specified control limits due to matrix interference, the LCS recovery is to be used to validate the batch.

\*\* MS = Matrix Spike, MSD = MS Duplicate, RPD = Relative % Difference

SEQUOIA ANALYTICAL, #1271

*Julianne Fegley*  
Julianne Fegley  
Project Manager





Analyses Requested

Project Name: <u>GALLO/SAN LORENZO/CA</u>	Report to (Golder Project Manager): <u>KENT REYNOLDS</u>
Site Location: <u>2400 BAUMANN AVE</u>	Sampled By: <u>MARLYS LONG</u>
Project Number: <u>963-7136.210</u>	Turnaround Time: <u>STANDARD</u>

7421 (LEAD)  
 SAMPLES FIELD  
 FILTERED  
 FOR METALS  
 BZ60+MEK  
 +MIBK

LAB: SEQUOIA  
 WALNUT  
 CREEK  
 Comments  
 (Preservatives)

Sample Identification	Date Sampled	Time Sampled	Container Type	Matrix/Media	Number of Containers	Lab's Sample Number	Analyses Requested	Comments (Preservatives)
1 B-6 - 0.5'	4-7-99		TUBC	SOIL	1	<del>9040736</del>	X	NONE 9040736
2 B-6 - 4.5'						<del>9040737</del>	X	9040737
3 B-7 - 0'						<del>9040738</del>	X	9040738
4 B-7 - 4.5'						<del>9040739</del>	X	9040739
5 B-8 - 0'						<del>9040740</del>	X	9040740
6 B-8 - 4.5'						<del>9040741</del>	X	9040741
7 B-9 - 0'						<del>9040742</del>	X	9040742
8 B-9 - 3.5'						<del>9040743</del>	X	9040743
9 B-10 - 0'						<del>9040744</del>	X	9040744
10 B-10 - 4.0'						<del>9040745</del>	X	9040745
11 B-11 - 0'						<del>9040746</del>	X	9040746
12 B-11 - 4.5'						<del>9040747</del>	X	9040747
13 B-6			VOA	H <sub>2</sub> O	3	<del>9040748</del>	X	Hcl 9040748A
14 B-7			IL PLAS		1	<del>9040749</del>	X	HNO <sub>3</sub> 9040749A
15 B-7			VOA		3	<del>9040750</del>	X	Hcl 9040750A
16 B-8			IL PLAS		1	<del>9040751</del>	X	HNO <sub>3</sub> 9040751A
17 B-8			VOA		3	<del>9040752</del>	X	Hcl 9040752A
18 B-11			IL PLAS		1	<del>9040753</del>	X	HNO <sub>3</sub> 9040753A
19 B-11			VOA		3	<del>9040754</del>	X	Hcl 9040754A
20								

Not  
 THINGS  
 (Circled text)

4/9/99

1. Relinquished By: <u>Mary Long</u> Date: <u>4-9-99</u> Time: <u>8:00</u>	1. Received By: <u>TRAVIS</u> Date: <u>4/9/99</u> Time: <u>4:00</u>
2. Relinquished By: _____ Date: _____ Time: _____	2. Received By: _____ Date: _____ Time: _____
3. Relinquished By: _____ Date: _____ Time: _____	3. Received By: _____ Date: _____ Time: _____