

**SUMMARY REPORT  
SUBSURFACE INVESTIGATION  
AND SITE CLOSURE TASKS**

....  
**The Alexander Haagen Company, Inc.**  
2633 Telegraph Avenue  
Oakland, California 12-8-98


**SECOR Job No. 60057-001-01**

**Prepared For:**  
Alameda County Health Care Services Agency  
1131 Harbor Bay Parkway, Suite 250  
Alameda, California 94502-6577


**Submitted By:**  
SECOR International Incorporated  
1225 Pear Avenue  
Suite 110  
Mountain View, California 94043

December 8, 1998

**Prepared By:**

  
Robert L. Potter  
Staff Geochemist

**Reviewed By:**

  
James G. Ritchie, R.G.  
Principal Geologist



## TABLE OF CONTENTS

1.0	INTRODUCTION .....	1
2.0	BACKGROUND .....	1
3.0	SCOPE OF INVESTIGATION .....	1
4.0	SUBSURFACE INVESTIGATION ACTIVITIES .....	2
4.1	PRELIMINARY FIELD ACTIVITIES .....	2
4.2	LIMITED SOIL AND GROUNDWATER SAMPLE COLLECTION .....	2
4.3	DECONTAMINATION AND MATERIAL CONTAINMENT .....	3
5.0	SUBSURFACE CONDITIONS .....	3
5.1	STRATIGRAPHY AND HYDROGEOLOGY .....	3
5.2	SOIL ANALYTICAL RESULTS .....	3
5.3	GROUNDWATER ANALYTICAL RESULTS .....	4
6.0	SUMMARY AND RECOMMENDATIONS .....	4

## LIST OF FIGURES

FIGURE 1	Site Location Map
FIGURE 2	Site Plan

## LIST OF TABLES

TABLE 1	Soil Analytical Results
TABLE 2	Soil Analytical Results
TABLE 3	Groundwater Analytical Results

## LIST OF APPENDICES

APPENDIX A	Soil Boring Logs
APPENDIX B	Laboratory Analytical Results

## 1.0 INTRODUCTION

SECOR International Incorporated (SECOR) has prepared this Summary Report for The Alexander Haagen Company, Inc. (Haagen) describing our Limited Subsurface Investigation of the potential presence of chemicals in the subsurface near the southeastern corner of property located at 2633 Telegraph Avenue in Oakland, California (the Site). This report presents background information, the methodology for and activities performed in implementing a limited soil and groundwater investigation for the Site, as well as analytical results. The scope of the work was in accordance with SECOR's October 27, 1998 *Work Plan, Subsurface Investigation and Site Closure Tasks, Former Sears Building, 2633 Telegraph Avenue, Oakland, California, for the Alexander Haagen Company, Inc.* approved by the Alameda County Health Care Services Agency (ACHSA) on October 29, 1998.

## 2.0 BACKGROUND

A four story building, the former Sears and Roebuck store, occupies a large portion of the Site. The Site subsurface was investigated by Lowney Associates (Lowney) in early 1998, with the results included in April 21 and July 6, 1998 reports (*Phase I Environmental Site Assessment and Soil and Ground Water Quality Investigation*) prepared by Lowney. The Lowney investigations revealed the presence of petroleum hydrocarbons (characterized as Stoddard Solvent or TPHs) in a soil sample collected near the southwestern corner of the on-site building (boring EB-5) and from a grab water sample collected at the southeastern property boundary (boring EB-4). Subsequent additional soil and grab water sample analyses of samples collected across the Site did not reveal the presence of this compound. The presence of tetrachloroethene (PCE) was detected in a grab groundwater sample collected from boring EB-5. Other petroleum compounds, such as gasoline (TPHg), bunker oil (TPHo), and benzene, toluene, ethylbenzene, and xylenes (BTEX) were also reported in soil and/or grab groundwater samples collected primarily from the vicinity of the on-site underground storage tank (UST), located beneath the loading dock at the northern portion of the Site (Figure 1).

## 3.0 SCOPE OF INVESTIGATION

SECOR assisted The Alexander Haagen Company in October and November of 1998 by performing a series of tasks designed to assess the extent and source of Stoddard Solvent (TPHs) and petroleum-hydrocarbon impacted soil and groundwater reported by Lowney in the southern portion of the Site. As part of the investigation, SECOR performed the following tasks:

- Provided the involved regulatory agencies with the available, Site-specific information, including the Lowney reports;
- Advanced nine soil borings to depths of between 16 feet to 28 feet below ground surface (bgs);
- Collected and submitted soil and groundwater samples for chemical analysis; and,
- Prepared this Summary Report presenting the results of the Limited Subsurface Investigation.

## 4.0 SUBSURFACE INVESTIGATION ACTIVITIES

### 4.1 PRELIMINARY FIELD ACTIVITIES

Prior to initiating sampling activities, SECOR prepared a Site-specific Health and Safety Plan (HASP), prepared a Work Plan outlining the specific tasks and objectives of the project, obtained soil boring permits, paid necessary agency oversight fees, and conducted a subsurface utility clearance. Boring locations were cleared with respect to underground utilities and other obstructions by Underground Service Alert (USA) as well as California Utility Surveys, a private utility locator.

In addition to preparing the Site for sampling, SECOR reviewed agency files for the Site and adjoining properties to identify and evaluate previous uses or practices which may have impacted the area environmentally. The presence of an underground bunker oil storage tank located up-gradient from the impacted zone, as well as a former dry cleaner on the adjacent property were noted.

### 4.2 LIMITED SOIL AND GROUNDWATER SAMPLE COLLECTION

The soil and groundwater investigation consisted of advancing <sup>9</sup>nine borings, each to a depth of between 16 and 28 feet below ground surface (bgs), using truck-mounted Geoprobe drilling equipment operated by Precision Sampling, Inc. (Precision) of San Rafael, California. All soil borings were advanced under the supervision of a SECOR geologist at the locations shown on Figure 1. Soil boring logs are presented in Appendix A. The soil borings were continuously cored using a hydraulically and pneumatically driven "Geoprobe-type" sampler equipped with a 2-1/8 inch outside diameter core barrel. Two nested sampling rods were driven simultaneously; small diameter inner sampling rods were used to obtain and retrieve the soil cores, and larger diameter outer rods served as temporary drive casing. The use of drive casing prevented sloughing of the formation while the inner rods were withdrawn from the borehole. This ensured that the drive sampler was always sampling soil from the desired depth interval, rather than soil that had sloughed in from higher up in the borehole. In the case of grab groundwater sampling, the drive casing also allowed the sampling of discrete water-bearing horizons preventing groundwater from an upper unit from cascading to the bottom of the boring.

*3rd* As the drive casing and inner rods were advanced, soil was driven into a 1-5/8-inch diameter, three-foot-long sample barrel that was attached to the end of the inner rods. Soil samples were collected in three-foot long Teflon™ sleeves fitted inside the sample barrel. After being driven three feet, inner rods were removed from the borehole with a hydraulic winch. The tubes containing the soil samples were removed from the drive sampler and retained for potential chemical analyses. Upon completion, each soil boring was backfilled to the surface with grout.

Each boring was periodically monitored by a SECOR field geologist for parameters including odor, staining, sheen on water, photo-ionization detector (PID) readings, color, grain size, and moisture content of the soil collected from the borings. Each sample considered for possible chemical analysis was collected in Teflon™ sleeves, covered at each end with Teflon™ tape, capped with plastic end caps, labeled, and placed in an ice-filled cooler for preservation. After the soil borings were cored, grab groundwater samples were collected from the boreholes prior to backfilling. Those water samples collected for possible chemical analysis were decanted into laboratory-supplied glassware, labeled, and placed in ice-filled coolers for preservation.

On November 9, 1998, selected soil and groundwater samples were chemically analyzed on-site by Mobile Chem Labs of Lafayette, California, using a state-certified mobile laboratory. Those samples submitted to the Mobile Chem Lab's facility were analyzed for TPHs, as well as benzene, toluene, ethylbenzene, and xylenes (BTEX) by EPA Methods 8015, modified and 8020 respectively. Samples collected on November 9 and 10, 1998 were analyzed by Chroma Lab (Chroma Lab) of Richmond, California using their stationary laboratory. The analyses included total petroleum hydrocarbons characterized as diesel (TPHd), motor oil (TPHmo), bunker oil (TPHb), and TPHs, as well as BTEX and PCE. All drill cuttings and rinsate generated during advancement of the borings were placed in 55-gallon drums and disposed of by Precision subsequent to completion of drilling. Boring logs are presented in Appendix A.

#### 4.3 DECONTAMINATION AND MATERIAL CONTAINMENT

To minimize the potential for cross contamination, soil sampling and groundwater sampling equipment were used only once. Downhole drilling equipment was steam-cleaned between each boring location in a designated area prepared to contain rinsate. The water level indicator used to gauge the depth to water in each borehole was rinsed with deionized water between groundwater level soundings to prevent cross-contamination. Soil cuttings and all water generated from field activities were temporarily stored in 55-gallon drums at an on-site location, and were subsequently disposed as non-hazardous waste by Precision.

### 5.0 SUBSURFACE CONDITIONS

#### 5.1 STRATIGRAPHY AND HYDROGEOLOGY

The Site investigation activities encountered low permeability clay- and silt-rich vadose zone soils with occasional sand-rich lenses. The main soil types encountered during the investigation were olive brown sandy clays to silty clays. Some lenses of gravelly sands were also present. The consistency of the encountered soil was typically stiff to dense. Borings EB-14 and EB-20 revealed some soils which were stained gray, and exhibited petroleum odors and elevated photoionization detector (PID) readings. However, the majority of soils encountered did not exhibit observable odors or staining.

The water table, where present, was encountered at depths of 13 to 15 feet bgs. However, borings adjacent to the southern side of the building (EB-16, EB-17, EB-19, EB-20, and EB-21) did not encounter the water table despite being drilled to depths of between 22 feet and 28 feet bgs. Previous investigatory borings advanced on behalf of Lowney encountered water at depths of 12 to 20 feet bgs.

#### 5.2 SOIL ANALYTICAL RESULTS

Soil analytical results are presented in Tables 1 and 2. In general, minor concentrations of petroleum hydrocarbons were found in soil collected from boring EB-20. Chemical analysis of soil samples from EB-20 at 6.5 to 7 feet bgs revealed ethylbenzene at 45 micrograms per kilogram ( $\mu\text{g}/\text{kg}$ ) and isopropylbenzene at 45  $\mu\text{g}/\text{kg}$ . TPHo was detected at 70 milligrams per kilogram ( $\text{mg}/\text{kg}$ ) in EB-20 at 6.5-7 feet bgs. TPHd was also reported in detectable levels at 6.5-7 feet bgs (160  $\text{mg}/\text{kg}$ ), 12.5-13 feet bgs (140  $\text{mg}/\text{kg}$ ), and 21.5-22 feet bgs (4.0  $\text{mg}/\text{kg}$ ). Small amounts of TPHd were also reported at 21.5-22 feet bgs in borings EB-19 (5.8  $\text{mg}/\text{kg}$ ) and EB-21 (4.7  $\text{mg}/\text{kg}$ ), and tetrachloroethene (PCE) was detected at 19  $\mu\text{g}/\text{kg}$  in boring EB-1 at 7 feet bgs. Analytical results did not reveal the presence of benzene, toluene, or xylenes in soil.

### 5.3 GROUNDWATER ANALYTICAL RESULTS

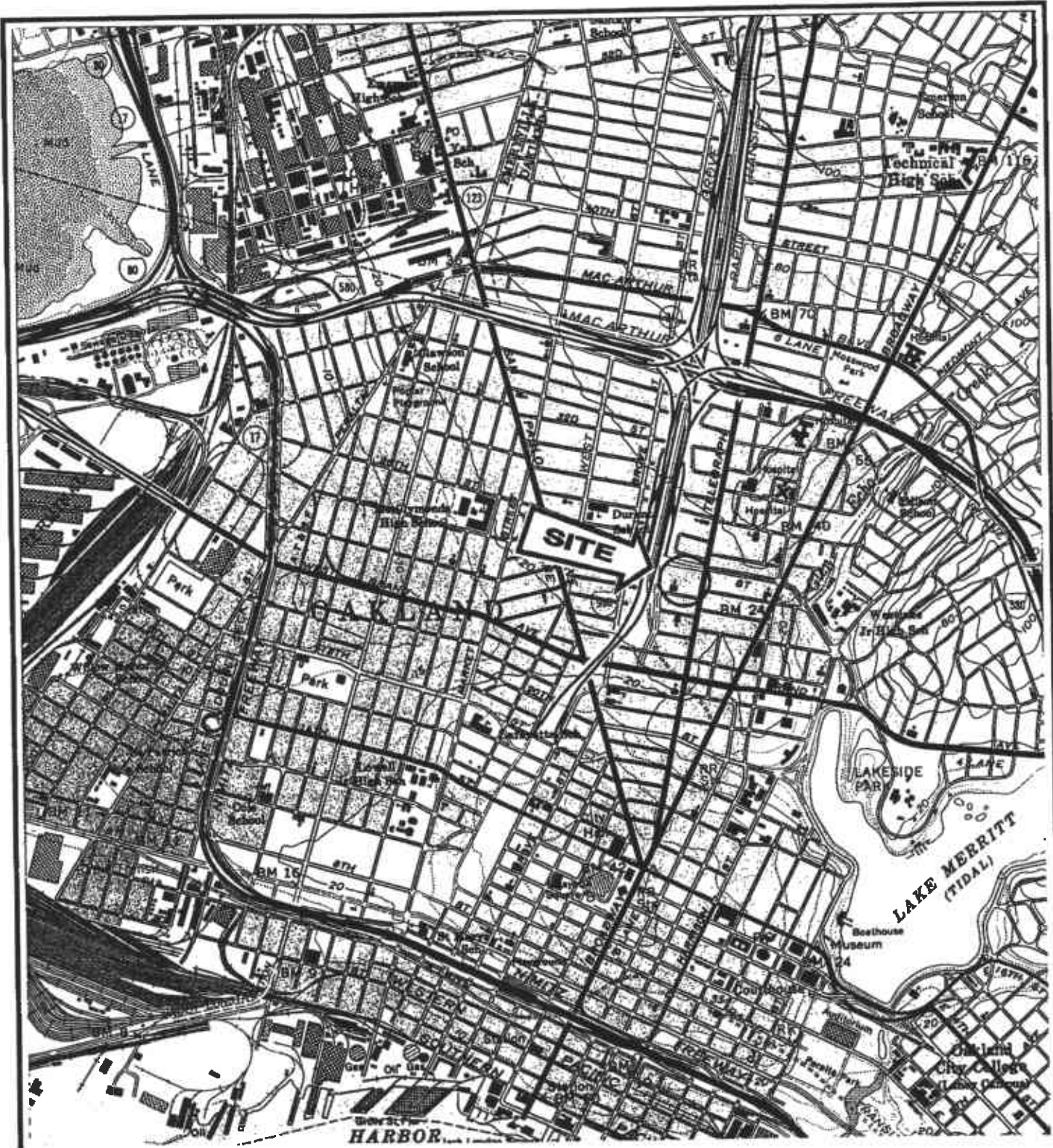
Groundwater analytical results are presented on Table 3. Groundwater samples were collected for analysis from borings EB-13 through EB-15, and EB-18. Only samples collected from boring EB-14 yielded detectable concentrations of petroleum hydrocarbons. Groundwater from EB-14 revealed detectable amounts of ethylbenzene, xylenes, and TPHs at respective concentrations of 3.2 micrograms per liter ( $\mu\text{g/l}$ ), 6.1  $\mu\text{g/l}$ , and 2,300  $\mu\text{g/l}$ . The sample collected from boring EB-14 did not reveal the presence of TPHd, TPHo, benzene, toluene, or other volatile organic compounds (VOCs) in groundwater. None of the other water samples submitted for chemical analysis yielded reportable analyte concentrations.

### 6.0 SUMMARY AND RECOMMENDATIONS

The following summarizes the results of SECOR's Limited Subsurface Investigation and provides recommendations for future Site activities:

- SECOR supervised the advancement of nine soil borings at the Site. Soil and groundwater samples were collected for stratigraphic information and for characterization of the extent of petroleum hydrocarbons, including TPHs in soil and groundwater beneath the southern portion of the Site.
- Soil analytical results gathered during this investigation indicated the presence of petroleum hydrocarbons in concentrations ranging from 4.0 to 160 mg/kg in vadose zone soil (2.5 to 12.5 feet bgs) in the vicinity of the southern wall of the former Sears building.
- PCE was encountered in soil collected from boring EB-13, adjacent to the former dry cleaner, at 19  $\mu\text{g/kg}$ .
- Where present, groundwater was encountered at depths ranging from 13 to 15 feet bgs. Groundwater was not encountered in 5 of 9 borings. Grab groundwater analytical results indicate the presence of TPHs and other hydrocarbons only in the immediate vicinity of boring EB-14, and boring EB-4 previously advanced during Lowney's investigation of the Site.
- TPHs was encountered in groundwater from EB-14, adjacent to the former dry cleaner, at 2,300  $\mu\text{g/l}$ . TPHs was encountered by Lowney in groundwater from boring EB-4, located closer to the dry cleaner, at 9,100  $\mu\text{g/l}$ . This increase in TPHs concentration toward the former dry cleaner suggests the presence of a Stoddard Solvent source at the dry cleaner, rather than on-site.
- The extent of TPHs impact at the Site is limited to groundwater only, and is concentrated in the alley adjacent to the dry cleaner.
- Investigation of historical uses of the Site indicate no previous sources of TPHs from Sears.
- TPHs is a common by-product of dry cleaning practices.
- The existence of a dry cleaner adjacent to the zone of impacted groundwater, as well as the presence of PCE in soil from that zone, suggest that the source of TPHs impact at the Site is the dry cleaning facility.

- Based on the available data, we believe that the impact to the Site subsurface in the vicinity of borings EB-4 and EB-5 is limited. The source of TPHs found in the soil sample collected from EB-5 was not identified; however the extent of impact attributed to TPHs in soil appears to be limited to the immediate vicinity of boring EB-5.
- The exact source of isopropylbenzene in the soil collected from EB-20 was not identified; however this compound falls under the heading of a group of solvents known as Mineral Spirits of which TPHs is also a member.
- The source of TPHs detected in water near boring EB-4 also appears to be related to the dry cleaning operation located beyond the southeast Site boundary. The extent of this impact also appears to be limited, and unrelated to previous on-Site practices.
- At this time SECOR therefore believes that no action should be required of the Alexander Haagen Company with respect to further assessment of the source or extent of TPHs.



REFERENCE: U.S. GEOLOGICAL SURVEY, 7.5 MINUTE SERIES  
 OAKLAND WEST, CALIFORNIA QUADRANGLE.  
 PHOTOREVISED 1980.



NORTH



19608.280817 C:\SITE-LOC

**SECOR**  
 INTERNATIONAL  
 INCORPORATED

DRAWN	CCR
APPR	RP
DATE	07DEC98
JOB NO.	60057-001-01

**FIGURE 1**  
**HAAGEN - OAKLAND**  
 2833 TELEGRAPH  
 OAKLAND, CALIFORNIA  
**SITE LOCATION MAP**

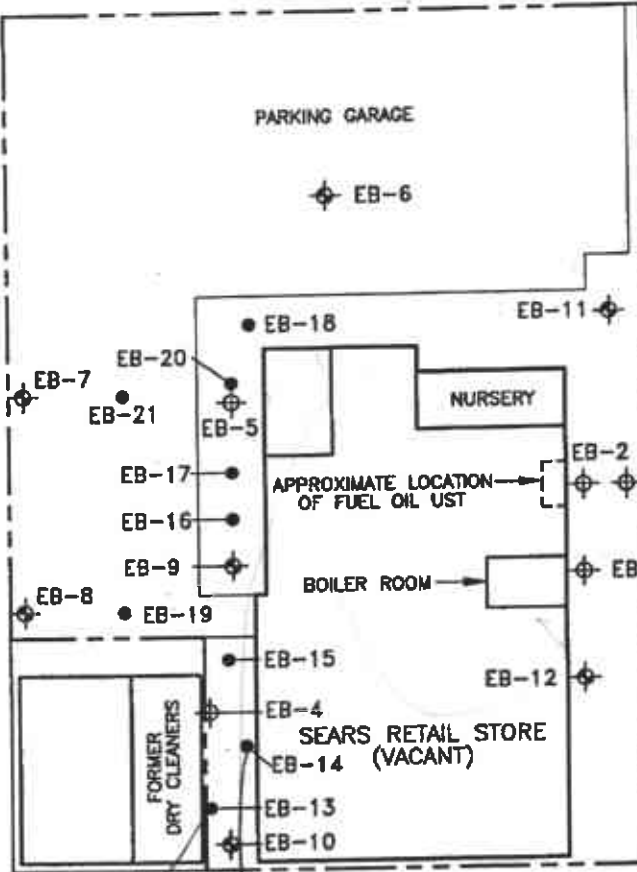


JEFFERSON STREET

ANTICIPATED  
GROUNDWATER  
FLOW DIRECTION

SYCAMORE STREET

27TH STREET



19 ppb PCB  
 2,300 ppb standard solvent  
 3.2 ppb ethylbenzene  
 6.1 ppb total xylenes

**LEGEND:**

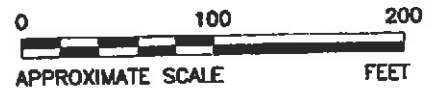
- ⊕ EB-1 APPROXIMATE LOCATION OF EXPLORATORY BORING (4/98)
- ⊕ EB-11 APPROXIMATE LOCATION OF EXPLORATORY BORING (5/98)
- EB-13 APPROXIMATE LOCATION OF EXPLORATORY BORING (11/98)

--- APPROXIMATE PROPERTY BOUNDARY

**NOTES:**

1. GROUNDWATER GRAB SAMPLES AT EB-13, EB-14, EB-15, AND EB-18.
2. SOIL AND GROUNDWATER ANALYTICAL RESULTS PRESENTED IN TABLES 1-3.

REFERENCE: THIS FIGURE IS TAKEN FROM LONEY ASSOCIATES, AND IS INTENDED FOR ILLUSTRATION ONLY.



199811.191829 X:\JCS8\HAAGEN\181TEPLAN

**SECOR**  
 INTERNATIONAL  
 INCORPORATED

DRAWN	CCR
APPR	RP
DATE	19NOV98
JOB NO.	60057-001-01

**FIGURE 2**  
 HAAGEN - OAKLAND  
 2633 TELEGRAPH AVENUE  
 OAKLAND, CALIFORNIA

**SITE PLAN**

**TABLE 1**  
**SOIL ANALYTICAL RESULTS**  
 Petroleum Hydrocarbons  
 (EPA Methods 5030, 8015 Modified, and 8260)  
 2633 Telegraph Ave.  
 Oakland, CA.

Sample Number and Depth	Date	TPHs <sup>1</sup> (mg/kg) <sup>2</sup>	TPHb <sup>3</sup> (mg/kg)	TPHo <sup>4</sup> (mg/kg)	TPHd <sup>5</sup> (mg/kg)
EB-13-7	11/9/98	N.D. <sup>a</sup>	N.A. <sup>b</sup>	N.A.	N.A.
EB-13-16	11/9/98	N.D.	N.A.	N.A.	N.A.
EB-14-4	11/9/98	N.D.	N.A.	N.A.	N.A.
EB-14-7	11/9/98	N.D.	N.A.	N.A.	N.A.
EB-15-6	11/9/98	N.D.	N.A.	N.A.	N.A.
EB-15-13	11/9/98	N.D.	N.A.	N.A.	N.A.
EB-16-7	11/9/98	N.D.	N.A.	N.A.	N.A.
EB-16-13	11/9/98	N.D.	N.A.	N.A.	N.A.
EB-18-4	11/9/98	N.D.	N.A.	N.A.	N.A.
EB-18-16	11/9/98	N.D.	N.A.	N.A.	N.A.
EB-18-22	11/9/98	N.D.	N.A.	N.A.	N.A.
EB-19-22	11/10/98	N.D.	N.D.	N.D.	5.8
EB-20-7	11/10/98	N.D.	N.D.	70	160
EB-20-13	11/10/98	N.D.	N.D.	N.D.	140
EB-20-22	11/10/98	N.D.	N.D.	N.D.	4.0
EB-21-22	11/10/98	N.D.	N.D.	N.D.	4.7

1. Total Petroleum Hydrocarbons as Stoddard Solvent.

2. Milligrams per kilogram.

3. Total Petroleum Hydrocarbons as bunker oil.

<sup>a</sup> N.D.: not detected above specified laboratory reporting limits.

<sup>b</sup> N.A.: not analyzed.

4. Total Petroleum Hydrocarbons as motor oil.

5. Total Petroleum Hydrocarbons as diesel.

*Sharma*

**TABLE 2**  
**SOIL ANALYTICAL RESULTS**  
 Volatile Organic Compounds  
 (EPA Methods 8020 and 8260)  
 2633 Telegraph Ave.  
 Oakland, CA.

Sample Number and Depth	Date	Benzene ( $\mu\text{g}/\text{kg}$ ) <sup>1</sup>	Toluene ( $\mu\text{g}/\text{kg}$ )	Ethylbenzene ( $\mu\text{g}/\text{kg}$ )	Total Xylenes ( $\mu\text{g}/\text{kg}$ )	Isopropylbenzene ( $\mu\text{g}/\text{kg}$ )	PCE <sup>2</sup> ( $\mu\text{g}/\text{kg}$ )
EB-13-7	11/9/98	N.D. <sup>1</sup>	N.D.	N.D.	N.D.	N.D.	19
EB-13-16	11/9/98	N.D.	N.D.	N.D.	N.D.	N.D.	N.D.
EB-14-4	11/9/98	N.D.	N.D.	N.D.	N.D.	N.D.	N.D.
EB-14-7	11/9/98	N.D.	N.D.	N.D.	N.D.	N.D.	N.D.
EB-15-6	11/9/98	N.D.	N.D.	N.D.	N.D.	N.D.	N.D.
EB-15-13	11/9/98	N.D.	N.D.	N.D.	N.D.	N.D.	N.D.
EB-16-7	11/9/98	N.D.	N.D.	N.D.	N.D.	N.D.	N.D.
EB-16-13	11/9/98	N.D.	N.D.	N.D.	N.D.	N.D.	N.D.
EB-18-4	11/9/98	N.D.	N.D.	N.D.	N.D.	N.D.	N.D.
EB-18-16	11/9/98	N.D.	N.D.	N.D.	N.D.	N.D.	N.D.
EB-18-22	11/9/98	N.D.	N.D.	N.D.	N.D.	N.D.	N.D.
EB-19-22	11/10/98	N.D.	N.D.	N.D.	N.D.	N.D.	N.D.
EB-20-7	11/10/98	N.D.	N.D.	44	N.D.	45	N.D.
EB-20-13	11/10/98	N.D.	N.D.	N.D.	N.D.	N.D.	N.D.
EB-20-22	11/10/98	N.D.	N.D.	N.D.	N.D.	N.D.	N.D.
EB-21-22	11/10/98	N.D.	N.D.	N.D.	N.D.	N.D.	N.D.

1. Micrograms per kilogram.

2. Tetrachloroethene.

<sup>1</sup> N.D.: Not detected above specified laboratory reporting limits of 5.0  $\mu\text{g}/\text{kg}$ .

**TABLE 3**  
**GROUNDWATER ANALYTICAL RESULTS**  
**Petroleum Hydrocarbons / Volatile Organic Compounds**  
**(EPA Methods 5030, 8015 Modified, and 8020)**  
**2633 Telegraph Ave.**  
**Oakland, CA.**

Sample Number	Date	TPHs <sup>1</sup> ( $\mu\text{g/L}$ ) <sup>2</sup>	TPHo <sup>3</sup> ( $\mu\text{g/L}$ )	TPHb <sup>4</sup> ( $\mu\text{g/L}$ )	TPHd <sup>5</sup> ( $\mu\text{g/L}$ )	Benzene ( $\mu\text{g/L}$ )	Toluene ( $\mu\text{g/L}$ )	Ethyl- benzene ( $\mu\text{g/L}$ )	Total Xylenes ( $\mu\text{g/L}$ )
EB-13	11/9/98	N.D. <sup>a</sup>	N.A. <sup>b</sup>	N.A.	N.A.	N.D.	N.D.	N.D.	N.D.
EB-14	11/9/98	2,300	N.A.	N.A.	N.A.	N.D.	N.D.	3.2	6.1
EB-15	11/9/98	N.D.	N.A.	N.A.	N.A.	N.D.	N.D.	N.D.	N.D.
EB-18	11/9/98	N.D.	N.A.	N.A.	N.A.	N.D.	N.D.	N.D.	N.D.

1. Total Petroleum Hydrocarbons as Stoddard Solvent.

2. Micrograms per liter.

3. Total Petroleum Hydrocarbons as motor oil.

4. Total Petroleum Hydrocarbons as bunker oil.

5. Total Petroleum Hydrocarbons as diesel.

Note: water not encountered in borings EB-16, EB-17, EB-19, EB-20, and EB-21.

<sup>a</sup> N.D.: not detected above specified laboratory reporting limits.

<sup>b</sup> N.A.: not analyzed.

**APPENDIX A**  
**SOIL BORING LOGS**

Project: HAAGEN-OAKLAND			Log of Boring/Monitoring Well:		
Boring Location: 2633 TELEGRAPH, OAKLAND		Project No.: 60051-001-01		<b>EB-13</b>	
Subcontractor and Equipment: PRECISION/GEOPROBE		Logged By: R.P. Drawn By: R.P.			
Sampling Method: DIRECT PUSH		Monitoring Device: PID 580B		Comments: SE corner of site, 16' west of fence at Telegraph, adjacent to former cleaners	
Start Date/Time: 11/9/98//0900		Finish Date/Time: 11/9/98//0930			
First Water (bgs): ~16.5 FEET		Stabilized Water Level (bgs): ~13.24 FEET			

Sample Number Feet	Blows/Foot	PID (ppm)	Depth (Feet)	Recovery	USCS Symbol	Water Level	Surface Elevation: NA	Top Casing Elevation: NA	Boring Abandonment/ Well Construction Details
							LITHOLOGIC DESCRIPTION		
			0						
			1				ASPHALT		
EB-13-4		0	2				OLIVE (5Y 4/3) SILTY CLAY (CL) stiff, moist, no odor, mottled, grades lighter with depth		
			3						
			4						
			5						
			6						
EB-13-7		0.4	7				OLIVE BROWN (2.5Y 4/4) SILTY, CLAYEY SAND (SM/SC) fine to medium grained sand, loose, moist, no odor grades with increasing silt and mottling		Backfilled with grout
			8						
			9						
EB-13-10		0	10						
			11						
			12						
EB-13-13		0	13						
			14						
			15						
EB-13-16		0	16				OLIVE BROWN (2.5Y 4/4) CLAYEY SAND (SC) trace silt, medium grained, loose, wet		
			17						
			18						
EB-13-19		0	19				End of Boring @ 19.0 feet		
			20						
			21						
			22						
			23						
			24						
			25						
			26						
			27						
			28						
			29						
			30						

198807.231701 X \LOGS\HAAGEN\EB-13

**SECOR**

Reviewed By: \_\_\_\_\_ Date: \_\_\_\_\_  
 Revised By: \_\_\_\_\_ Date: \_\_\_\_\_

Project: HAAGEN-OAKLAND		Log of Boring/Monitoring Well:	
Boring Location: 2633 TELEGRAPH, OAKLAND	Project No.: 60051-001-01	<b>EB-14</b>	
Subcontractor and Equipment: PRECISION/GEOPROBE	Logged By: R.P. Drawn By: R.P.		
Sampling Method: DIRECT PUSH	Monitoring Device: PID 580B	Comments: 3' south of Sears wall to alley adjacent to former cleaners. 15' west of EB-13	
Start Date/Time: 11/9/98//1220	Finish Date/Time: 11/9/98//		
First Water (bgs): ~16.5 FEET	Stabilized Water Level (bgs): ~13.27 FEET		

Sample Number Feet	Blows/Foot	PID (ppm)	Depth (Feet)	Recovery	USCS Symbol	Water Level	Surface Elevation: NA	Top Casing Elevation: NA	Boring Abandonment/ Well Construction Details
							LITHOLOGIC DESCRIPTION		
			0						
			0-1				ASPHALT		
EB-14-4			0-4				OLIVE (5Y 4/3) SANDY CLAY (CL) fine to medium grained, mottled, light stiff, moist grades with increasing clay		
EB-14-7			0-7				OLIVE BROWN (2.5Y 4/4) CLAYEY SAND (SC) fine grained, loose, moist		Backfilled with grout
EB-14-10			0-10						
EB-14-13			0-13				DARK GRAYISH BROWN (2.5Y 4/2) CLAYEY SAND (SC) fine grained, loose, moist, strong chemical odor		
EB-14-16			1.4-16				advanced boring to 19.0 feet due to insufficient water		
			19				End of Boring @ 19.0 feet		
			20						
			21						
			22						
			23						
			24						
			25						
			26						
			27						
			28						
			29						
			30						

199807.231701 X:\LOGS\HAAGEN\EB-14

**SECOR**

Reviewed By: \_\_\_\_\_ Date: \_\_\_\_\_  
 Revised By: \_\_\_\_\_ Date: \_\_\_\_\_



Project: HAAGEN-OAKLAND		Log of Boring/Monitoring Well:	
Boring Location: 2633 TELEGRAPH, OAKLAND		Project No.: 60051-001-01	
Subcontractor and Equipment: PRECISION/GEOPROBE		Logged By: R.P.	Drawn By: R.P.
Sampling Method: DIRECT PUSH		Monitoring Device: PID 580B	
Start Date/Time: 11/9/98//1025		Finish Date/Time: 11/9/98//1110	
First Water (bgs): ~13.0 FEET		Stabilized Water Level (bgs): ~13.22 FEET	
Comments: Alley between Sears and cleaners. 8' west of EB-14 adjacent to cleaners			

Sample Number Feet	Blows/Foot	PID (ppm)	Depth (feet)	Recovery	USCS Symbol	Water Level	Surface Elevation: NA	Top Casing Elevation: NA	Boring Abandonment/ Well Construction Details
							LITHOLOGIC DESCRIPTION		
			0				ASPHALT		
			1				no recovery		
			2						
			3						
			4						
			5				DARK BROWN (7.5YR 3/4) SANDY CLAY (CL) fine to medium grained, stiff, moist		
			6						
EB-15-7		0	7				DARK YELLOWISH BROWN (10YR 3/4) GRAVELLY CLAY (CL) with trace silt, subangular gravel ~1/2 cm, loose grades to silty sand, fine grained		Backfilled with grout
			8						
EB-15-10		0	10				VERY DARK BROWN (10YR 2/2) SILTY SAND (SM) loose, saturated		
			11						
EB-15-13		0	13						
			14						
			15						
EB-15-16		0	16				End of Boring @ 16.0 feet		
			17						
			18						
			19						
			20						
			21						
			22						
			23						
			24						
			25						
			26						
			27						
			28						
			29						
			30						

199807.231701 X:\LOGS\HAAGEN\EB-15

**SECOR**

Reviewed By: \_\_\_\_\_ Date: \_\_\_\_\_  
 Revised By: \_\_\_\_\_ Date: \_\_\_\_\_

Project: HAAGEN-OAKLAND		Log of Boring/Monitoring Well:	
Boring Location: 2633 TELEGRAPH, OAKLAND		Project No.: 60051-001-01	
Subcontractor and Equipment: PRECISION/GEOPROBE		Logged By: R.P.	Drawn By: R.P.
Sampling Method: DIRECT PUSH		Monitoring Device: PID 580B	
Start Date/Time: 11/9/98//1350		Finish Date/Time: 11/9/98//0930	
First Water (bgs): NA		Stabilized Water Level (bgs): NA	

**EB-16**

Comments:  
SE edge of parking adjacent to alley east of cleaners. 15' west of parking

Sample Number Feet	Blows/Foot	PID (ppm)	Depth (Feet)	Sampler ID	USCS Symbol	Water Level	Surface Elevation: NA	Top Casing Elevation: NA	Boring Abandonment/ Well Construction Details
							LITHOLOGIC DESCRIPTION		
			0				ASPHALT		
			1				no recovery		
			2						
			3						
			4						
EB-16-7			5				DARK YELLOWISH BROWN (10YR 4/4) SILTY CLAY (CL) stiff, moist, grading with sand replacing silt, stiffness decreases with depth, sand is fine grained		Backfilled with grout
			6						
			7						
			8						
EB-16-10			9						
			10						
			11				DARK YELLOWISH BROWN (10YR 4/4) SANDY CLAY (CL) fine to meduim grained, stiff, moist, mottled		
			12						
EB-16-13			13						
			14				LIGHT OLIVE BROWN (2.5Y 5/4) SILTY CLAY (CL) very stiff, moist, mottled		
			15						
EB-16-16			16						
			17						
			18						
EB-16-19			19						
			20						
			21						
EB-16-22			22				End of Boring @ 22.0 feet		
			23						
			24						
			25						
			26						
			27						
			28						
			29						
			30						

199807.231701 X:\LOGS\HAAGEN\EB-16

**SECOR**

Reviewed By: \_\_\_\_\_ Date: \_\_\_\_\_  
Revised By: \_\_\_\_\_ Date: \_\_\_\_\_

Project: <b>HAAGEN-OAKLAND</b>		Log of Boring/Monitoring Well:	
Boring Location: <b>2633 TELEGRAPH, OAKLAND</b>		Project No.: <b>60051-001-01</b>	
Subcontractor and Equipment: <b>PRECISION/GEOPROBE</b>		Logged By: <b>R.P.</b>	Drawn By: <b>R.P.</b>
Sampling Method: <b>DIRECT PUSH</b>		Monitoring Device: <b>PID 580B</b>	
Start Date/Time: <b>11/9/98//0800</b>		Finish Date/Time: <b>11/9/98//1000</b>	
First Water (bgs): <b>NA</b>		Stabilized Water Level (bgs): <b>NA</b>	

**EB-17**

Comments:  
15' west of EB-16, 3' south of  
of Sears building

Sample Number Feet	Blows/Foot	PID (ppm)	Depth (Feet)	Recovery	USCS Symbol	Water Level	Surface Elevation: NA	Top Casing Elevation: NA	Boring Abandonment/ Well Construction Details
							LITHOLOGIC DESCRIPTION		
			0				ASPHALT		
EB-17-4			1				DARK REDDISH BROWN (2.5YR 2.5/3) SANDY CLAY (CL) fine grained, moist, stiff, moderate plasticity, some rootlets		Backfilled with grout
EB-17-7			2						
			3						
			4						
			5						
			6						
			7				YELLOWISH BROWN (10YR 5/6) SILTY SAND (SM) fine to medium grained with trace clay, loose, moist		
			8						
			9						
EB-17-10			10				YELLOWISH BROWN (10YR 5/6) SILTY CLAY (CL) trace fine grained sand, medium stiff, moist grades into a leaves clay becoming more stiff some organic ????		
			11						
			12						
EB-17-13			13						
			14						
			15						
EB-17-16			16				OLIVE BROWN (2.5Y 4/4) SANDY CLAY (CL) fine grained, light stiff, moist, sand content increases with depth, mottled		
			17						
			18						
EB-17-19			19						
			20						
			21						
EB-17-22			22				End of Boring @ 22.0 feet		
			23						
			24						
			25						
			26						
			27						
			28						
			29						
			30						

199807.231701 X:\LOGS\HAAGEN\EB-17

**SECOR**

Reviewed By: \_\_\_\_\_ Date: \_\_\_\_\_  
Revised By: \_\_\_\_\_ Date: \_\_\_\_\_

Project: HAAGEN-OAKLAND		Log of Boring/Monitoring Well:	
Boring Location: 2633 TELEGRAPH, OAKLAND		Project No.: 60051-001-01	
Subcontractor and Equipment: PRECISION/GEOPROBE		Logged By: R.P. Drawn By: R.P.	
Sampling Method: DIRECT PUSH		Monitoring Device: PID 580B	
Start Date/Time: 11/9/98//1500		Finish Date/Time: 11/9/98//1630	
First Water (bgs): ~19.0 FEET		Stabilized Water Level (bgs): ~16.0 FEET	
Comments: 9' due southwest of SW corner of Sears building			

**EB-18**

Sample Number Feet	Blows/Foot	PID (ppm)	Depth (Feet)	Recovery	USCS Symbol	Water Level	Surface Elevation: NA	Top Casing Elevation: NA	Boring Abandonment/ Well Construction Details
							LITHOLOGIC DESCRIPTION		
			0						
			1				ASPHALT		
			2				BLACK (10YR 2/1) SILTY CLAY (CL) moist, stiff, moderate plasticity, mottled		
EB-18-4			4				DARK YELLOWISH BROWN (10YR 4/4) LEAN CLAY (CL) very stiff, moist		
EB-18-7			7				DARK YELLOWISH BROWN (10YR 4/4) CLAYEY SAND (SC) fine grained, trace gravel, subangular 1/4 to 1/2 cm., loose, moist, yellow mottling		Backfilled with grout
EB-18-10			10				DARK YELLOWISH BROWN (10YR 4/6) SILTY SAND (SM) fine to medium grained sand, loose, moist		
EB-18-13			13				OLIVE BROWN (2.5Y 4/3) SANDY CLAY (CL) light stiff, moist to wet, moderate plasticity grades into containing some gravel 1/4 to 1/2 cm. subangular		
EB-18-16			16						
EB-18-19			19						
			22				End of Boring @ 22.0 feet		
			23						
			24						
			25						
			26						
			27						
			28						
			29						
			30						

199807.231701 X:\LOGS\HAAGEN\EB-18

**SECOR**

Reviewed By: \_\_\_\_\_ Date: \_\_\_\_\_  
 Revised By: \_\_\_\_\_ Date: \_\_\_\_\_

Project: <b>HAAGEN-OAKLAND</b>		Log of Boring/Monitoring Well:	
Boring Location: <b>2633 TELEGRAPH, OAKLAND</b>	Project No.: <b>60051-001-01</b>		<b>EB-19</b>
Subcontractor and Equipment: <b>PRECISION/GEOPROBE</b>	Logged By: <b>R.P.</b>	Drawn By: <b>R.P.</b>	
Sampling Method: <b>DIRECT PUSH</b>	Monitoring Device: <b>PID 580B</b>		Comments: 30' due south of Sears building adjacent to property boundary with cleaners
Start Date/Time: <b>11/10/98//1500</b>	Finish Date/Time: <b>11/10/98//1630</b>		
First Water (bgs): <b>NA</b>	Stabilized Water Level (bgs): <b>NA</b>		

Sample Number Feet	Blows/Foot	PID (ppm)	Depth (Feet)	Recovery	USCS Symbol	Water Level	Surface Elevation: <b>NA</b>	Top Casing Elevation: <b>NA</b>	Boring Abandonment/ Well Construction Details
							LITHOLOGIC DESCRIPTION		
			0				ASPHALT		
			1				DARK OLIVE BROWN (2.5Y 3/3) SANDY CLAY (CL) with few small pebbles ~1/4 cm. subangular, stiff, moist		
EB-19-4			2				DARK BROWN (7.5YR 3/3) GRAVELLY SAND (SP) sand ~ 80% medium to coarse, poorly sorted gravel ~20% 1/2 to 1 cm. subangular, moist, loose grading with increased gravel to ~10% @ ~9.0 feet		
			3						
EB-19-7			4						
			5						
			6				no recovery		
EB-19-10			7						
			8				DARK BROWN (7.5YR 3/3) SANDY CLAY (CL) fine grained, moist, stiff, low plasticity		
EB-19-13			9						
			10				DARK BROWN (7.5YR 3/2) SILTY CLAY (CL) stiff, moist, mottled		
EB-19-16			11						
			12				End of Boring @ 22.0 feet		
EB-19-19			13						
			14				Backfilled with grout		
EB-19-22			15						
			16						
			17						
			18						
			19						
			20						
			21						
			22						
			23						
			24						
			25						
			26						
			27						
			28						
			29						
			30						

199807.231701 x: \LOGS\HAAGEN\EB-19

**SECOR**

Reviewed By: \_\_\_\_\_ Date: \_\_\_\_\_  
 Revised By: \_\_\_\_\_ Date: \_\_\_\_\_

Project: HAAGEN-OAKLAND						Log of Boring/Monitoring Well:	
Boring Location: 2633 TELEGRAPH, OAKLAND				Project No.: 60051-001-01		<b>EB-20</b>	
Subcontractor and Equipment: PRECISION/GEOPROBE				Logged By: R.P. Drawn By: R.P.			
Sampling Method: DIRECT PUSH				Monitoring Device: PID 580B		Comments:	
Start Date/Time: 11/10/98//1000				Finish Date/Time: 11/10/98//1200		Repeat of EB-5	
First Water (bgs): NA				Stabilized Water Level (bgs): NA			
Sample Number Feet	Blows/Foot	PID (ppm)	Depth (Feet)	Recovery	USCS Symbol	Water Level	Surface Elevation: NA      Top Casing Elevation: NA
							LITHOLOGIC DESCRIPTION
			0				
			1				
EB-20-4			2				
			3				
			4				
			5				
EB-20-7			6				
			7				
			8				
			9				
EB-20-10			10				
			11				
			12				
EB-20-13			13				
			14				
			15				
EB-20-16			16				
			17				
			18				
EB-20-19			19				
			20				
			21				
EB-20-22			22				
			23				
			24				
EB-20-25			25				
			26				
			27				
EB-20-28			28				
			29				
			30				

199807.231701 X:\LOGS\HAAGEN\EB-20



Backfilled with grout

Reviewed By: \_\_\_\_\_ Date: \_\_\_\_\_  
 Revised By: \_\_\_\_\_ Date: \_\_\_\_\_

**SECOR**

Project: <b>HAAGEN-OAKLAND</b>		Log of Boring/Monitoring Well:	
Boring Location: <b>2633 TELEGRAPH, OAKLAND</b>		Project No.: <b>60051-001-01</b>	
Subcontractor and Equipment: <b>PRECISION/GEOPROBE</b>		Logged By: <b>R.P.</b> Drawn By: <b>R.P.</b>	
Sampling Method: <b>DIRECT PUSH</b>		Monitoring Device: <b>PID 580B</b>	
Start Date/Time: <b>11/10/98//1300</b>		Finish Date/Time: <b>11/10/98//1440</b>	
First Water (bgs): <b>NA</b>		Stabilized Water Level (bgs): <b>NA</b>	

**EB-21**

Comments:  
27' due south of EB-20  
in covered parking

Sample Number Feet	Blows/Foot	PID (ppm)	Depth (Feet)	Recovery	USCS Symbol	Water Level	Surface Elevation: NA	Top Casing Elevation: NA	Boring Abandonment/ Well Construction Details
							LITHOLOGIC DESCRIPTION		
			0				ASPHALT		
			1				no recovery		
			2						
			3						
			4						
EB-21-7			5				DARK YELLOWISH BROWN (10YR 3/4) SANDY CLAY (CL) fine grained, moist, very stiff, few organic blebs, mottled		Backfilled with grout
			6						
			7				DARK YELLOWISH BROWN (10YR 5/6) SILTY SAND (SM) medium grained sand of uniform shape and size, loose, moist		
EB-21-10			8						
			9						
			10						
EB-21-13			11						
			12						
			13						
EB-21-16			14				OLIVE BROWN (2.5Y 4/4) SANDY CLAY (CL) fine grained, soft, moist, stiffness with depth (0,35,0,65)		
			15						
			16						
EB-21-19			17						
			18						
			19						
			20						
EB-21-22			21						
			22				End of Boring @ 22.0 feet		
			23						
			24						
			25						
			26						
			27						
			28						
			29						
			30						

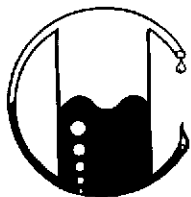
199807.231701 X:\LOGS\HAAGEN\EB-21

**SECOR**

Reviewed By: \_\_\_\_\_ Date: \_\_\_\_\_  
Revised By: \_\_\_\_\_ Date: \_\_\_\_\_

**APPENDIX B**  
**LABORATORY ANALYTICAL RESULTS**





# MOBILE CHEM LABS INC.

1678 Relliz Valley Road • Lafayette, CA 94549  
Phone (925) 945-1266 • Fax (925) 943-6884

60057-001-01\2131\013976

Secor International Inc.  
1225 Pear Ave., Suite 110  
Mountain View, CA 94043  
Attn: Jim Ritchie  
Project Manager

Date Sampled: 11-09-98  
Date Received: 11-09-98  
Date Analyzed: 11-09-98

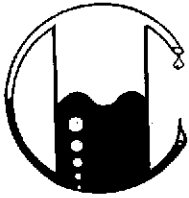
Sample Number	Sample Description	Detection Limit ppm	SOIL Total Petroleum Hydrocarbons as Stoddard ppm
Project # 60057-001-01 Haagen/Sears 2633 Telegraph Ave. Oakland, CA			
V118007	EB-13 6.5-7'	<5.0	<5.0
V118006	EB-13 15.5-16'	<5.0	<5.0
V118013	EB-14 3.5-4'	<5.0	<5.0
V118012	EB-14 6.5-7'	<5.0	<5.0
V118009	EB-15 5.5-6'	<5.0	<5.0
V118010	EB-15 12.5-13'	<5.0	<5.0

QA/QC: Spike Recovery on V118007 is 111 %

Note: Analysis was performed using EPA method 3550 modified and  
TPH LUFT.  
(ppm) = (mg/kg)

MOBILE CHEM LABS

Ronald G. Evans  
Lab Director



# MOBILE CHEM LABS INC.

1678 Reliez Valley Road • Lafayette, CA 94549  
Phone (925) 945-1266 • Fax (925) 943-6884

60057-001-01\2131\013976

Secor International Inc.  
1225 Pear Ave., Suite 110  
Mountain View, CA 94043  
Attn: Jim Ritchie  
Project Manager

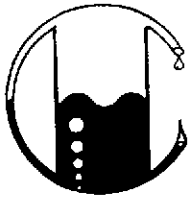
Date Sampled: 11-09-98  
Date Received: 11-09-98  
Date Analyzed: 11-09-98

Sample Number	Sample Description	Detection Limit	SOIL	
			Total Petroleum Hydrocarbons as Stoddard	ppm
Project # 60057-001-01 Haagen/Sears 2633 Telegraph Ave. Oakland, CA				
V118015	EB-16 6.5'	<5.0	<5.0	<5.0
V118016	EB-16 12.5'	<5.0	<5.0	<5.0
V118017	EB-18 3.5'	<5.0	<5.0	<5.0
V118018	EB-18 15.5'	<5.0	<5.0	<5.0
V118019	EB-18 21.5'	<5.0	<5.0	<5.0

Note: Analysis was performed using EPA method 3550 modified and  
TPH LUFT.  
(ppm) = (mg/kg)

MOBILE CHEM LABS

Ronald G. Evans  
Lab Director



# MOBILE CHEM LABS INC.

1678 Reliez Valley Road • Lafayette, CA 94549  
Phone (925) 945-1266 • Fax (925) 943-6884

60057-001-01\2131\013976

Secor International Inc.  
1225 Pear Ave., Suite 110  
Mountain View, CA 94043  
Attn: Jim Ritchie  
Project Manager

Date Sampled: 11-09-98  
Date Received: 11-09-98  
Date Analyzed: 11-09-98

Sample Number  
-----

V118007

Sample Description  
-----

Project # 60057-001-01  
Haagen/Sears  
2633 Telegraph Ave.  
Oakland, CA  
EB-13 6.5-7' SOIL

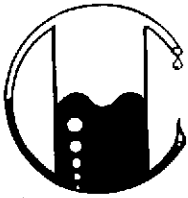
## ANALYSIS -----

	Detection Limit ----- ppm	Sample Results ----- ppm
Benzene	0.005	<0.005
Toluene	0.005	<0.005
Xylenes	0.005	<0.005
Ethylbenzene	0.005	<0.005

Note: Analysis was performed using EPA methods 5030 and TPH  
LUFT with method 8020 used for BTX distinction.  
(ppm) = (mg/kg)

MOBILE CHEM LABS

Ronald G. Evans  
Lab Director



# MOBILE CHEM LABS INC.

1678 Reliez Valley Road • Lafayette, CA 94549  
Phone (925) 945-1266 • Fax (925) 943-6884

60057-001-01\2131\013976

Secor International Inc.  
1225 Pear Ave., Suite 110  
Mountain View, CA 94043  
Attn: Jim Ritchie  
Project Manager

Date Sampled: 11-09-98  
Date Received: 11-09-98  
Date Analyzed: 11-09-98

Sample Number  
-----

V118006

Sample Description  
-----

Project # 60057-001-01  
Haagen/Sears  
2633 Telegraph Ave.  
Oakland, CA  
EB-13 15.5-16' SOIL

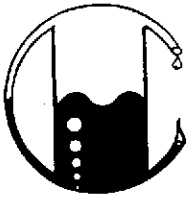
ANALYSIS  
-----

	Detection Limit ----- ppm	Sample Results ----- ppm
Benzene	0.005	<0.005
Toluene	0.005	<0.005
Xylenes	0.005	<0.005
Ethylbenzene	0.005	<0.005

Note: Analysis was performed using EPA methods 5030 and TPH  
LUFT with method 8020 used for BTX distinction.  
(ppm) = (mg/kg)

MOBILE CHEM LABS

Ronald G. Evans  
Lab Director



# MOBILE CHEM LABS INC.

1678 Reliez Valley Road • Lafayette, CA 94549  
Phone (925) 945-1266 • Fax (925) 943-6884

60057-001-01\2131\013976

Secor International Inc.  
1225 Pear Ave., Suite 110  
Mountain View, CA 94043  
Attn: Jim Ritchie  
Project Manager

Date Sampled: 11-09-98  
Date Received: 11-09-98  
Date Analyzed: 11-09-98

Sample Number  
-----

V118013

Sample Description  
-----

Project # 60057-001-01  
Haagen/Sears  
2633 Telegraph Ave.  
Oakland, CA  
EB-14 3.5-4' SOIL

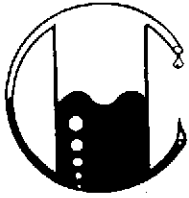
## ANALYSIS -----

	Detection Limit ----- ppm	Sample Results ----- ppm
Benzene	0.005	<0.005
Toluene	0.005	<0.005
Xylenes	0.005	<0.005
Ethylbenzene	0.005	<0.005

Note: Analysis was performed using EPA methods 5030 and TPH  
LUFT with method 8020 used for BTX distinction.  
(ppm) = (mg/kg)

MOBILE CHEM LABS

  
Ronald G. Evans  
Lab Director



# MOBILE CHEM LABS INC.

1678 Reliez Valley Road • Lafayette, CA 94549  
Phone (925) 945-1266 • Fax (925) 943-6884

60057-001-01\2131\013976

Secor International Inc.  
1225 Pear Ave., Suite 110  
Mountain View, CA 94043  
Attn: Jim Ritchie  
Project Manager

Date Sampled: 11-09-98  
Date Received: 11-09-98  
Date Analyzed: 11-09-98

Sample Number

V118012

Sample Description

Project # 60057-001-01  
Haagen/Sears  
2633 Telegraph Ave.  
Oakland, CA  
EB-14 6.5-7' SOIL

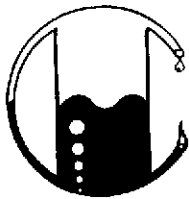
ANALYSIS

	<u>Detection Limit</u>	<u>Sample Results</u>
	ppm	ppm
Benzene	0.005	<0.005
Toluene	0.005	<0.005
Xylenes	0.005	<0.005
Ethylbenzene	0.005	<0.005

Note: Analysis was performed using EPA methods 5030 and TPH  
LUFT with method 8020 used for BTX distinction.  
(ppm) = (mg/kg)

MOBILE CHEM LABS

  
Ronald G. Evans  
Lab Director



# MOBILE CHEM LABS INC.

1678 Reliez Valley Road • Lafayette, CA 94549  
Phone (925) 945-1266 • Fax (925) 943-6884

60057-001-01\2131\013976

Secor International Inc.  
1225 Pear Ave., Suite 110  
Mountain View, CA 94043  
Attn: Jim Ritchie  
Project Manager

Date Sampled: 11-09-98  
Date Received: 11-09-98  
Date Analyzed: 11-09-98

Sample Number

V118009

Sample Description

Project # 60057-001-01  
Haagen/Sears  
2633 Telegraph Ave.  
Oakland, CA  
EB-15 5.5-6' SOIL

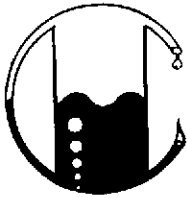
ANALYSIS

	<u>Detection Limit</u>	<u>Sample Results</u>
	ppm	ppm
Benzene	0.005	<0.005
Toluene	0.005	<0.005
Xylenes	0.005	<0.005
Ethylbenzene	0.005	<0.005

Note: Analysis was performed using EPA methods 5030 and TPH  
LUFT with method 8020 used for BTX distinction.  
(ppm) = (mg/kg)

MOBILE CHEM LABS

Ronald G. Evans  
Lab Director



# MOBILE CHEM LABS INC.

1678 Reliez Valley Road • Lafayette, CA 94549  
Phone (925) 945-1266 • Fax (925) 943-6884

60057-001-01\2131\013976

Secor International Inc.  
1225 Pear Ave., Suite 110  
Mountain View, CA 94043  
Attn: Jim Ritchie  
Project Manager

Date Sampled: 11-09-98  
Date Received: 11-09-98  
Date Analyzed: 11-09-98

Sample Number  
-----

V118010

Sample Description  
-----

Project # 60057-001-01  
Haagen/Sears  
2633 Telegraph Ave.  
Oakland, CA  
EB-15 12.5-13' SOIL

ANALYSIS  
-----

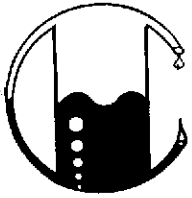
	Detection Limit ----- ppm	Sample Results ----- ppm
Benzene	0.005	<0.005
Toluene	0.005	<0.005
Xylenes	0.005	<0.005
Ethylbenzene	0.005	<0.005

Note: Analysis was performed using EPA methods 5030 and TPH  
LUFT with method 8020 used for BTX distinction.  
(ppm) = (mg/kg)

MOBILE CHEM LABS

Ronald G. Evans  
Lab Director





# MOBILE CHEM LABS INC.

1678 Reliez Valley Road • Lafayette, CA 94549  
Phone (925) 945-1266 • Fax (925) 943-6884

60057-001-01\2131\013976

Secor International Inc.  
1225 Pear Ave., Suite 110  
Mountain View, CA 94043  
Attn: Jim Ritchie  
Project Manager

Date Sampled: 11-09-98  
Date Received: 11-09-98  
Date Analyzed: 11-09-98

Sample Number  
-----

V118015

Sample Description  
-----

Project # 60057-001-01  
Haagen/Sears  
2633 Telegraph Ave.  
Oakland, CA  
EB-16 6.5' SOIL

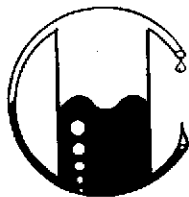
## ANALYSIS -----

	Detection Limit ----- ppm	Sample Results ----- ppm
Benzene	0.005	<0.005
Toluene	0.005	<0.005
Xylenes	0.005	<0.005
Ethylbenzene	0.005	<0.005

Note: Analysis was performed using EPA methods 5030 and TPH  
LUFT with method 8020 used for BTX distinction.  
(ppm) = (mg/kg)

MOBILE CHEM LABS

Ronald G. Evans  
Lab Director



# MOBILE CHEM LABS INC.

1678 Reliez Valley Road • Lafayette, CA 94549  
Phone (925) 945-1266 • Fax (925) 943-6884

60057-001-01\2131\013976

Secor International Inc.  
1225 Pear Ave., Suite 110  
Mountain View, CA 94043  
Attn: Jim Ritchie  
Project Manager

Date Sampled: 11-09-98  
Date Received: 11-09-98  
Date Analyzed: 11-09-98

Sample Number  
-----

V118016

Sample Description  
-----

Project # 60057-001-01  
Haagen/Sears  
2633 Telegraph Ave.  
Oakland, CA  
EB-16 12.5' SOIL

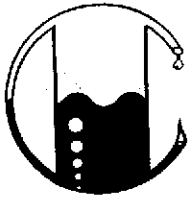
ANALYSIS  
-----

	Detection Limit ----- ppm	Sample Results ----- ppm
Benzene	0.005	<0.005
Toluene	0.005	<0.005
Xylenes	0.005	<0.005
Ethylbenzene	0.005	<0.005

Note: Analysis was performed using EPA methods 5030 and TPH  
LUFT with method 8020 used for BTX distinction.  
(ppm) = (mg/kg)

MOBILE CHEM LABS

Ronald G. Evans  
Lab Director



# MOBILE CHEM LABS INC.

1678 Reliez Valley Road • Lafayette, CA 94549  
Phone (925) 945-1266 • Fax (925) 943-6884

60057-001-01\2131\013976

Secor International Inc.  
1225 Pear Ave., Suite 110  
Mountain View, CA 94043  
Attn: Jim Ritchie  
Project Manager

Date Sampled: 11-09-98  
Date Received: 11-09-98  
Date Analyzed: 11-09-98

Sample Number  
-----

V118017

Sample Description  
-----

Project # 60057-001-01  
Haagen/Sears  
2633 Telegraph Ave.  
Oakland, CA  
EB-18 3.5' SOIL

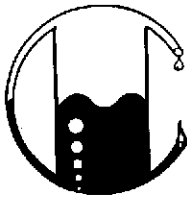
## ANALYSIS -----

	Detection Limit ----- ppm	Sample Results ----- ppm
Benzene	0.005	<0.005
Toluene	0.005	<0.005
Xylenes	0.005	<0.005
Ethylbenzene	0.005	<0.005

Note: Analysis was performed using EPA methods 5030 and TPH  
LUFT with method 8020 used for BTX distinction.  
(ppm) = (mg/kg)

MOBILE CHEM LABS

Ronald G. Evans  
Lab Director



# MOBILE CHEM LABS INC.

1678 Reliez Valley Road • Lafayette, CA 94549  
Phone (925) 945-1266 • Fax (925) 943-6884

60057-001-01\2131\013976

Secor International Inc.  
1225 Pear Ave., Suite 110  
Mountain View, CA 94043  
Attn: Jim Ritchie  
Project Manager

Date Sampled: 11-09-98  
Date Received: 11-09-98  
Date Analyzed: 11-09-98

Sample Number

V118018

Sample Description

Project # 60057-001-01  
Haagen/Sears  
2633 Telegraph Ave.  
Oakland, CA  
EB-18 15.5' SOIL

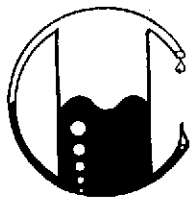
ANALYSIS

	<u>Detection Limit</u>	<u>Sample Results</u>
	ppm	ppm
Benzene	0.005	<0.005
Toluene	0.005	<0.005
Xylenes	0.005	<0.005
Ethylbenzene	0.005	<0.005

Note: Analysis was performed using EPA methods 5030 and TPH  
LUFT with method 8020 used for BTX distinction.  
(ppm) = (mg/kg)

MOBILE CHEM LABS

  
Ronald G. Evans  
Lab Director



# MOBILE CHEM LABS INC.

1678 Reliez Valley Road • Lafayette, CA 94549  
Phone (925) 945-1266 • Fax (925) 943-6884

60057-001-01\2131\013976

Secor International Inc.  
1225 Pear Ave., Suite 110  
Mountain View, CA 94043  
Attn: Jim Ritchie  
Project Manager

Date Sampled: 11-09-98  
Date Received: 11-09-98  
Date Analyzed: 11-09-98

Sample Number  
-----

V118019

Sample Description  
-----

Project # 60057-001-01  
Haagen/Sears  
2633 Telegraph Ave.  
Oakland, CA  
EB-18 21.5' SOIL

ANALYSIS  
-----

	Detection Limit ----- ppm	Sample Results ----- ppm
Benzene	0.005	<0.005
Toluene	0.005	<0.005
Xylenes	0.005	<0.005
Ethylbenzene	0.005	<0.005

Note: Analysis was performed using EPA methods 5030 and TPH  
LUFT with method 8020 used for BTX distinction.  
(ppm) = (mg/kg)

MOBILE CHEM LABS

Ronald G. Evans  
Lab Director



# MOBILE CHEM LABS INC.

1678 Reliez Valley Road • Lafayette, CA 94549  
Phone (925) 945-1266 • Fax (925) 943-6884

60057-001-01\2131\013976

Secor International Inc.  
1225 Pear Ave., Suite 110  
Mountain View, CA 94043  
Attn: Jim Ritchie  
Project Manager

Date Sampled: 11-09-98  
Date Received: 11-09-98  
Date Analyzed: 11-09-98

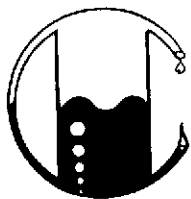
Sample Number	Sample Description	Detection Limit ppb	WATER
			Total Petroleum Hydrocarbons as Stoddard ppb
Project # 60057-001-01 Haagen/Sears 2633 Telegraph Ave. Oakland, CA			
V118008	EB-13	50	<50
V118014	EB-14	50	2,300
V118011	EB-15	50	<50
V118020	EB-18	50	<50

QA/QC: Duplicate Deviation on V118014 is 1.2 %

Note: Analysis was performed using EPA method 3550 modified and  
TPH LUFT.  
(ppb) = ( $\mu\text{g}/\text{l}$ )

MOBILE CHEM LABS

Ronald G. Evans  
Lab Director



# MOBILE CHEM LABS INC.

1678 Reliez Valley Road • Lafayette, CA 94549  
Phone (925) 945-1266 • Fax (925) 943-6884

60057-001-01\2131\013976

Secor International Inc.  
1225 Pear Ave., Suite 110  
Mountain View, CA 94043  
Attn: Jim Ritchie  
Project Manager

Date Sampled: 11-09-98  
Date Received: 11-09-98  
Date Analyzed: 11-09-98

Sample Number  
-----

V118008

Sample Description  
-----

Project # 60057-001-01  
Haagen/Sears  
2633 Telegraph Ave.  
Oakland, CA  
EB13                      WATER

## ANALYSIS -----

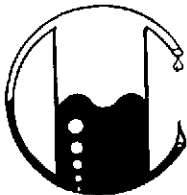
	Detection Limit ----- ppb	Sample Results ----- ppb
Benzene	0.5	<0.5
Toluene	0.5	<0.5
Xylenes	0.5	<0.5
Ethylbenzene	0.5	<0.5

QA/QC;      Duplicate Deviation is 3.7 %  
              Spike Recovery is 86 %

Note:        Analysis was performed using EPA methods 5030 and TPH  
              LUFT with method 8020 used for BTEX distinction.  
              (ppb) = (ug/l)

MOBILE CHEM LABS

Ronald G. Evans  
Lab Director



# MOBILE CHEM LABS INC.

1678 Reliez Valley Road • Lafayette, CA 94549  
Phone (925) 945-1266 • Fax (925) 943-6884

60057-001-01\2131\013976

Secor International Inc.  
1225 Pear Ave., Suite 110  
Mountain View, CA 94043  
Attn: Jim Ritchie  
Project Manager

Date Sampled: 11-09-98  
Date Received: 11-09-98  
Date Analyzed: 11-09-98

Sample Number  
-----

V118014

Sample Description  
-----


Project # 60057-001-01  
Haagen/Sears  
2633 Telegraph Ave.  
Oakland, CA  
EB14                      WATER

## ANALYSIS -----

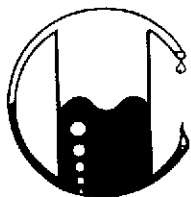
	Detection Limit ----- ppb	Sample Results ----- ppb
Benzene	0.5	<0.5
Toluene	0.5	<0.5
Xylenes	0.5	6.1
Ethylbenzene	0.5	3.2

Note: Analysis was performed using EPA methods 5030 and TPH  
LUFT with method 8020 used for BTEX distinction.  
(ppb) = (ug/l)

MOBILE CHEM LABS

  
Ronald G. Evans  
Lab Director





# MOBILE CHEM LABS INC.

1678 Reliez Valley Road • Lafayette, CA 94549  
Phone (925) 945-1266 • Fax (925) 943-6884

60057-001-01\2131\013976

Secor International Inc.  
1225 Pear Ave., Suite 110  
Mountain View, CA 94043  
Attn: Jim Ritchie  
Project Manager

Date Sampled: 11-09-98  
Date Received: 11-09-98  
Date Analyzed: 11-09-98

Sample Number  
-----

V118011

Sample Description  
-----

Project # 60057-001-01  
Haagen/Sears  
2633 Telegraph Ave.  
Oakland, CA  
EB15                      WATER

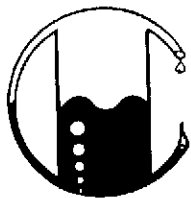
## ANALYSIS -----

	Detection Limit ----- ppb	Sample Results ----- ppb
Benzene	0.5	<0.5
Toluene	0.5	<0.5
Xylenes	0.5	<0.5
Ethylbenzene	0.5	<0.5

Note: Analysis was performed using EPA methods 5030 and TPH  
LUFT with method 8020 used for BTEX distinction.  
(ppb) = (ug/l)

MOBILE CHEM LABS

Ronald G. Evans  
Lab Director



# MOBILE CHEM LABS INC.

1678 Reliez Valley Road • Lafayette, CA 94549  
Phone (925) 945-1266 • Fax (925) 943-6884

60057-001-01\2131\013976

Secor International Inc.  
1225 Pear Ave., Suite 110  
Mountain View, CA 94043  
Attn: Jim Ritchie  
Project Manager

Date Sampled: 11-09-98  
Date Received: 11-09-98  
Date Analyzed: 11-09-98

Sample Number  
-----

V118020

Sample Description  
-----

Project # 60057-001-01  
Haagen/Sears  
2633 Telegraph Ave.  
Oakland, CA  
EB18 WATER

ANALYSIS  
-----

975-8135

	Detection Limit ----- ppb	Sample Results ----- ppb
Benzene	0.5	<0.5
Toluene	0.5	<0.5
Xylenes	0.5	<0.5
Ethylbenzene	0.5	<0.5

Note: Analysis was performed using EPA methods 5030 and TPH  
LUFT with method 8020 used for BTEX distinction.  
(ppb) = (ug/l)

MOBILE CHEM LABS

  
Ronald G. Evans  
Lab Director

# CHROMALAB, INC.

Environmental Services (SDB)

November 18, 1998

Submission #: 9811233

SECOR SAN FRANCISCO

Atten: J. Ritichie

Project: 2633 TELEGRAPH, OAKLAND

Project#: 600570001.01

Received: November 13, 1998

re: One sample for Volatile Organics by GC/MS analysis.

Method: SW846 Method 8260A Sept 1994

Client Sample ID: EB13-6.5

Spl#: 215842

Matrix: SOIL

Sampled: November 9, 1998

Run#: 16050

Analyzed: November 16, 1998

ANALYTE	RESULT (ug/Kg)	REPORTING LIMIT (ug/Kg)	BLANK RESULT (ug/Kg)	BLANK SPIKE FACTOR (%)	DILUTION FACTOR
ACETONE	N.D.	50	N.D.	--	1
BENZENE	N.D.	5.0	N.D.	105	1
BROMODICHLOROMETHANE	N.D.	5.0	N.D.	--	1
BROMOFORM	N.D.	5.0	N.D.	--	1
BROMOMETHANE	N.D.	10	N.D.	--	1
CARBON TETRACHLORIDE	N.D.	5.0	N.D.	--	1
CHLOROETHANE	N.D.	5.0	N.D.	115	1
CHLOROETHANE	N.D.	10	N.D.	--	1
2-BUTANONE (MEK)	N.D.	50	N.D.	--	1
2-CHLOROETHYL VINYL ETHER	N.D.	50	N.D.	--	1
CHLOROFORM	N.D.	5.0	N.D.	--	1
CHLOROMETHANE	N.D.	10	N.D.	--	1
DIBROMOCHLOROMETHANE	N.D.	5.0	N.D.	--	1
1,2-DICHLOROBENZENE	N.D.	5.0	N.D.	--	1
1,3-DICHLOROBENZENE	N.D.	5.0	N.D.	--	1
1,4-DICHLOROBENZENE	N.D.	5.0	N.D.	--	1
1,2-DIBROMO-3-CHLOROPROPANE	N.D.	50	N.D.	--	1
1,2-DIBROMOETHANE	N.D.	10	N.D.	--	1
DIBROMOMETHANE	N.D.	10	N.D.	--	1
DICHLORODIFLUOROMETHANE	N.D.	10	N.D.	--	1
1,1-DICHLOROETHANE	N.D.	5.0	N.D.	--	1
1,2-DICHLOROETHANE	N.D.	5.0	N.D.	--	1
1,1-DICHLOROETHENE	N.D.	5.0	N.D.	113	1
1,2-DICHLOROETHENE (CIS)	N.D.	5.0	N.D.	--	1
1,2-DICHLOROETHENE (TRANS)	N.D.	5.0	N.D.	--	1
1,2-DICHLOROPROPANE	N.D.	5.0	N.D.	--	1
CIS-1,3-DICHLOROPROPENE	N.D.	5.0	N.D.	--	1
TRANS-1,3-DICHLOROPROPENE	N.D.	5.0	N.D.	--	1
ETHYLBENZENE	N.D.	5.0	N.D.	--	1
2-HEXANONE	N.D.	50	N.D.	--	1
METHYLENE CHLORIDE	N.D.	5.0	N.D.	--	1
4-METHYL-2-PENTANONE (MIBK)	N.D.	50	N.D.	--	1
NAPHTHALENE	N.D.	50	N.D.	--	1
STYRENE	N.D.	5.0	N.D.	--	1
1,1,2,2-TETRACHLOROETHANE	N.D.	5.0	N.D.	--	1
TETRACHLOROETHENE	19	5.0	N.D.	--	1
TOLUENE	N.D.	5.0	N.D.	104	1
1,1,1-TRICHLOROETHANE	N.D.	5.0	N.D.	--	1
1,1,2-TRICHLOROETHANE	N.D.	5.0	N.D.	--	1
TRICHLOROETHENE	N.D.	5.0	N.D.	105	1
1,1,1,2-TETRACHLOROETHANE	N.D.	5.0	N.D.	--	1
VINYL ACETATE	N.D.	50	N.D.	--	1
VINYL CHLORIDE	N.D.	5.0	N.D.	--	1

# CHROMALAB, INC.

Environmental Services (SDB)

November 18, 1998

Submission #: 9811233

page 2

SECOR SAN FRANCISCO

Atten: J. Ritichie

Project: 2633 TELEGRAPH, OAKLAND

Project#: 600570001.01

Received: November 13, 1998

re: One sample for Volatile Organics by GC/MS analysis, continued.

Method: SW846 Method 8260A Sept 1994

Client Sample ID: EB13-6.5

Spl#: 215842

Matrix: SOIL


Sampled: November 9, 1998

Run#: 16050

Analyzed: November 16, 1998

ANALYTE	RESULT (ug/Kg)	REPORTING LIMIT (ug/Kg)	BLANK RESULT (ug/Kg)	BLANK SPIKE (%)	DILUTION FACTOR
TOTAL XYLENES	N.D.	10	N.D.	--	1
TRICHLOROTRIFLUOROETHANE	N.D.	5.0	N.D.	--	1
CARBON DISULFIDE	N.D.	5.0	N.D.	--	1
ISOPROPYLBENZENE	N.D.	5.0	N.D.	--	1
BROMOBENZENE	N.D.	5.0	N.D.	--	1
BROMOCHLOROMETHANE	N.D.	20	N.D.	--	1
TRICHLOROFLUOROMETHANE	N.D.	5.0	N.D.	--	1

  
Alex Tam  
Analyst

  
Michael Verona  
Operations Manager

# CHROMALAB, INC.

Environmental Services (SDB)

November 18, 1998

Submission #: 9811233

SECOR SAN FRANCISCO

Atten: J. Ritichie

Project: 2633 TELEGRAPH, OAKLAND

Project#: 600570001.01

Received: November 13, 1998

re: One sample for Volatile Organics by GC/MS analysis.

Method: SW846 Method 8260A Sept 1994

Client Sample ID: EB13-6.S

Spl#: 215842

Matrix: SOIL

Sampled: November 9, 1998

Run#: 16050

Analyzed: November 16, 1998

ANALYTE	RESULT (ug/Kg)	REPORTING LIMIT (ug/Kg)	BLANK RESULT (ug/Kg)	BLANK SPIRE (%)	DILUTION FACTOR
ACETONE	N.D.	50	N.D.	---	1
BENZENE	N.D.	5.0	N.D.	---	
BROMODICHLOROMETHANE					

# CHROMALAB, INC.

Environmental Services (SDB)

November 18, 1998

Submission #: 9811233

SECOR SAN FRANCISCO

Atten: J. Ritichie

Project: 2633 TELEGRAPH, OAKLAND  
 Received: November 13, 1998

Project#: 600570001.01

re: **Blank spike and duplicate** report for Volatile Organics by GC/MS analysis

Method: SW846 Method 8260A Sept 1994

Matrix: SOIL  
 Lab Run#: 16050

Analyzed: November 16, 1998

Analyte	Spike Amount		Spike Amount Found		Spike Recov		Control Limits	% RPD	% Lim
	BSP (ug/Kg)	Dup	BSP (ug/Kg)	Dup	BSP (%)	Dup (%)			
BENZENE	100	100	105	107	105	107	69-129	1.89	20
CHLOROBENZENE	100	100	115	119	115	119	61-121	3.42	20
1,1-DICHLOROETHENE	100	100	113	113	113	113	65-125	0	20
TOLUENE	100	100	104	104	104	104	70-130	0	20
TRICHLOROETHENE	100	100	105	105	105	105	74-134	0	20

# CHROMALAB, INC.

Environmental Services (SDB)

November 18, 1998

Submission #: 9811233

SECOR SAN FRANCISCO

Atten: J. Ritichie

Project: 2633 TELEGRAPH, OAKLAND  
 Received: November 13, 1998

Project#: 600570001.01

re: **Surrogate** report for 1 sample for Volatile Organics by GC/MS analysis.

Method: SW846 Method 8260A Sept 1994  
 Lab Run#: 16050  
 Matrix: SOIL

Sample#	Client Sample ID	Surrogate	% Recovered	Recovery Limits
215842-1	EB13-6.5	4-BROMOFLUOROBENZENE	113	74-121
215842-1	EB13-6.5	D4-1,2-DICHLOROETHANE	97.4	70-121
215842-1	EB13-6.5	D8-TOLUENE	107	81-117

Sample#	QC Sample Type	Surrogate	% Recovered	Recovery Limits
216507-1	Reagent blank (MDB)	4-BROMOFLUOROBENZENE	107	74-121
216507-1	Reagent blank (MDB)	D4-1,2-DICHLOROETHANE	99.8	70-121
216507-1	Reagent blank (MDB)	D8-TOLUENE	106	81-117
216508-1	Spiked blank (BSP)	4-BROMOFLUOROBENZENE	105	74-121
216508-1	Spiked blank (BSP)	D4-1,2-DICHLOROETHANE	94.9	70-121
216508-1	Spiked blank (BSP)	D8-TOLUENE	105	81-117
216509-1	Spiked blank duplicate (BSD)	4-BROMOFLUOROBENZENE	103	74-121
216509-1	Spiked blank duplicate (BSD)	D4-1,2-DICHLOROETHANE	116	70-121
216509-1	Spiked blank duplicate (BSD)	D8-TOLUENE	107	81-117
216510-1	Matrix spike (MS)	4-BROMOFLUOROBENZENE	116	74-121
216510-1	Matrix spike (MS)	D4-1,2-DICHLOROETHANE	120	70-121
216510-1	Matrix spike (MS)	D8-TOLUENE	110	81-117
216511-1	Matrix spike duplicate (MSD)	4-BROMOFLUOROBENZENE	111	74-121
216511-1	Matrix spike duplicate (MSD)	D4-1,2-DICHLOROETHANE	74.8	70-121
216511-1	Matrix spike duplicate (MSD)	D8-TOLUENE	113	81-117

V063 QCSURR1229 Y7 18-Nov-98 17:07:0

# CHROMALAB, INC.

Environmental Services (SDB)

November 18, 1998

Submission #: 9811233

SECOR SAN FRANCISCO

Atten: J. Ritichie

Project: 2633 TELEGRAPH, OAKLAND  
 Received: November 13, 1998

Project#: 600570001.01

re: **Matrix spike** report for Volatile Organics by GC/MS analysis.

Method: SW846 Method 8260A Sept 1994

Matrix: SOIL

Lab Run#: 16050

Instrument:

Analyzed: November 16, 1998

Analyte	Spiked		Amt Found		Spike Recov		Control Limits	% RPD	% Lim	
	Sample Amount (ug/Kg)	Spike MS (ug/Kg)	MS	MSD	MS	MSD				MS
BENZENE	N.D.	96.2	89.3	101	95.0	105	106	69-129	0.94	20
CHLOROBENZENE	N.D.	96.2	89.3	117	108	122	121	61-121	0.82	20
1,1-DICHLOROETHENE	N.D.	96.2	89.3	112	101	116	113	65-125	2.62	20
TOLUENE	N.D.	96.2	89.3	104	96.7	108	108	70-130	0	20
TRICHLOROETHENE	N.D.	96.2	89.3	106	95.6	110	107	74-134	2.76	20

Sample Spiked: 215842  
 Submission #: 9811233  
 Client Sample ID: EB13-6.5



# CHROMALAB, INC.

# DRAFT

Environmental Services (SDB)

November 18, 1998

Submission #: 9811173

SECOR OAKLAND

Atten: JIM RITCHIE

Project: Not provided  
Received: November 10, 1998

Project#: 60057-001-01

re: One sample for TEPH analysis.  
Method: EPA 8015M

Client Sample ID: EB-14

Spl#: 215160

Matrix: WATER

Extracted: November 17, 1998

Sampled: November 9, 1998

Run#: 16014

Analyzed: November 18, 1998

ANALYTE	RESULT (ug/L)	REPORTING LIMIT (ug/L)	BLANK RESULT (ug/L)	BLANK SPIRE (%)	DILUTION FACTOR
DIESEL	N.D.	50	N.D.	--	1
MOTOR OIL	N.D.	500	N.D.	--	1
STODDARD SOLVENT	1200	50	N.D.	--	1
BUNKER C	N.D.	500	N.D.	--	1

*Carolyn House*  
Carolyn House  
Analyst

Bruce Havlik  
Analyst

# CHROMALAB, INC.

Environmental Services (SDB)

November 18, 1998

Submission #: 9811173

SECOR OAKLAND

Atten: JIM RITCHIE

Project: Not provided

Project#: 60057-001-01

Received: November 10, 1998

re: One sample for Volatile Organics by GC/MS analysis.

Method: SW846 Method 8260A Sept 1994

Client Sample ID: EB-19 21.5-22

Spl#: 215190

Matrix: SOIL

Sampled: November 9, 1998

Run#: 16047

Analyzed: November 18, 1998

ANALYTE	RESULT (ug/Kg)	REPORTING LIMIT (ug/Kg)	BLANK RESULT (ug/Kg)	BLANK SPIKE (%)	DILUTION FACTOR
ACETONE	N.D.	50	N.D.	--	1
BENZENE	N.D.	5.0	N.D.	95.3	1
BROMODICHLOROMETHANE	N.D.	5.0	N.D.	--	1
BROMOFORM	N.D.	5.0	N.D.	--	1
BROMOMETHANE	N.D.	10	N.D.	--	1
CARBON TETRACHLORIDE	N.D.	5.0	N.D.	--	1
CHLORO BENZENE	N.D.	5.0	N.D.	98.9	1
CHLOROETHANE	N.D.	10	N.D.	--	1
2-BUTANONE (MEK)	N.D.	50	N.D.	--	1
2-CHLOROETHYL VINYLETHER	N.D.	50	N.D.	--	1
CHLOROFORM	N.D.	5.0	N.D.	--	1
CHLOROMETHANE	N.D.	10	N.D.	--	1
DIBROMOCHLOROMETHANE	N.D.	5.0	N.D.	--	1
1,2-DICHLORO BENZENE	N.D.	5.0	N.D.	--	1
1,3-DICHLORO BENZENE	N.D.	5.0	N.D.	--	1
1,4-DICHLORO BENZENE	N.D.	5.0	N.D.	--	1
1,2-DIBROMO-3-CHLOROPROPANE	N.D.	50	N.D.	--	1
1,2-DIBROMOETHANE	N.D.	10	N.D.	--	1
DIBROMOMETHANE	N.D.	10	N.D.	--	1
DICHLORODIFLUOROMETHANE	N.D.	10	N.D.	--	1
1,1-DICHLOROETHANE	N.D.	5.0	N.D.	--	1
1,2-DICHLOROETHANE	N.D.	5.0	N.D.	--	1
1,1-DICHLOROETHENE	N.D.	5.0	N.D.	81.4	1
1,2-DICHLOROETHENE (CIS)	N.D.	5.0	N.D.	--	1
1,2-DICHLOROETHENE (TRANS)	N.D.	5.0	N.D.	--	1
1,2-DICHLOROPROPANE	N.D.	5.0	N.D.	--	1
CIS-1,3-DICHLOROPROPENE	N.D.	5.0	N.D.	--	1
TRANS-1,3-DICHLOROPROPENE	N.D.	5.0	N.D.	--	1
ETHYLBENZENE	N.D.	5.0	N.D.	--	1
2-HEXANONE	N.D.	50	N.D.	--	1
METHYLENE CHLORIDE	N.D.	5.0	N.D.	--	1
4-METHYL-2-PENTANONE (MIBK)	N.D.	50	N.D.	--	1
NAPHTHALENE	N.D.	50	N.D.	--	1
STYRENE	N.D.	5.0	N.D.	--	1
1,1,2,2-TETRACHLOROETHANE	N.D.	5.0	N.D.	--	1
TETRACHLOROETHENE	N.D.	5.0	N.D.	--	1
TOLUENE	N.D.	5.0	N.D.	92.7	1
1,1,1-TRICHLOROETHANE	N.D.	5.0	N.D.	--	1
1,1,2-TRICHLOROETHANE	N.D.	5.0	N.D.	--	1
TRICHLOROETHENE	N.D.	5.0	N.D.	86.4	1
1,1,1,2-TETRACHLOROETHANE	N.D.	5.0	N.D.	--	1
VINYL ACETATE	N.D.	50	N.D.	--	1
VINYL CHLORIDE	N.D.	5.0	N.D.	--	1

# CHROMALAB, INC.

# DRAFT

Environmental Services (SDB)

November 18, 1998

Submission #: 9811173

SECOR OAKLAND

Atten: JIM RITCHIE

Project: Not provided  
Received: November 10, 1998

Project#: 60057-001-01

re: One sample for TEPH analysis.  
Method: EPA 8015M

Client Sample ID: EB-19 21.5-22

Spl#: 215190

Matrix: SOIL

Extracted: November 17, 1998

Sampled: November 9, 1998

Run#:16010

Analyzed: November 18, 1998

ANALYTE	RESULT (mg/Kg)	REPORTING LIMIT (mg/Kg)	BLANK RESULT (mg/Kg)	BLANK SPIKE SPIKE (%)	DILUTION FACTOR
DIESEL	5.8	1.0	N.D.	--	1
Note: Hydrocarbon reported does not match the pattern of our Diesel Standard.					
MOTOR OIL	N.D.	50	N.D.	--	1
STODDARD SOLVENT	N.D.	1.0	N.D.	--	1
BUNKER C	N.D.	50	N.D.	--	1

*Carolyn House*  
Carolyn House  
Analyst

Bruce Havlik  
Analyst

# CHROMALAB, INC.

Environmental Services (SDB)

November 18, 1998

Submission #: 9811173  
page 2

SECOR OAKLAND

Atten: JIM RITCHIE

Project: Not provided

Project#: 60057-001-01

Received: November 10, 1998

re: One sample for Volatile Organics by GC/MS analysis, continued.

Method: SW846 Method 8260A Sept 1994

Client Sample ID: EB-19 21.5-22

Spl#: 215190

Matrix: SOIL


Sampled: November 9, 1998

Run#: 16047

Analyzed: November 18, 1998

ANALYTE	RESULT (ug/Kg)	REPORTING LIMIT (ug/Kg)	BLANK RESULT (ug/Kg)	BLANK SPIKE (%)	DILUTION FACTOR
TOTAL XYLENES	N.D.	10	N.D.	--	1
TRICHLOROTRIFLUOROETHANE	N.D.	5.0	N.D.	--	1
CARBON DISULFIDE	N.D.	5.0	N.D.	--	1
ISOPROPYLBENZENE	N.D.	5.0	N.D.	--	1
BROMOBENZENE	N.D.	5.0	N.D.	--	1
BROMOCHLOROMETHANE	N.D.	20	N.D.	--	1
TRICHLOROFLUOROMETHANE	N.D.	5.0	N.D.	--	1

  
June Zhao  
Analyst

  
Michael Verona  
Operations Manager

# CHROMALAB, INC.

Environmental Services (SDB)

November 18, 1998

Submission #: 9811173

SECOR OAKLAND

Atten: JIM RITCHIE

Project: Not provided

Project#: 60057-001-01

Received: November 10, 1998

re: One sample for Volatile Organics by GC/MS analysis.

Method: SW846 Method 8260A Sept 1994

Client Sample ID: EB-20 6.5-7

Spl#: 215171

Matrix: SOIL

Sampled: November 9, 1998

Run#: 16050

Analyzed: November 16, 1998

ANALYTE	RESULT (ug/Kg)	REPORTING LIMIT (ug/Kg)	BLANK RESULT (ug/Kg)	BLANK SPIKE SPIKE (%)	DILUTION FACTOR
ACETONE	N.D.	220	N.D.	--	4
BENZENE	N.D.	22	N.D.	105	4
BROMODICHLOROMETHANE	N.D.	22	N.D.	--	4
BROMOFORM	N.D.	22	N.D.	--	4
BROMOMETHANE	N.D.	43	N.D.	--	4
CARBON TETRACHLORIDE	N.D.	22	N.D.	--	4
CHLOROBENZENE	N.D.	22	N.D.	115	4
CHLOROETHANE	N.D.	43	N.D.	--	4
2-BUTANONE (MEK)	N.D.	220	N.D.	--	4
2-CHLOROETHYLVINYLETHER	N.D.	220	N.D.	--	4
CHLOROFORM	N.D.	22	N.D.	--	4
CHLOROMETHANE	N.D.	43	N.D.	--	4
DIBROMOCHLOROMETHANE	N.D.	22	N.D.	--	4
1,2-DICHLOROBENZENE	N.D.	22	N.D.	--	4
1,3-DICHLOROBENZENE	N.D.	22	N.D.	--	4
1,4-DICHLOROBENZENE	N.D.	22	N.D.	--	4
1,2-DIBROMO-3-CHLOROPROPANE	N.D.	220	N.D.	--	4
1,2-DIBROMOETHANE	N.D.	43	N.D.	--	4
DIBROMOMETHANE	N.D.	43	N.D.	--	4
DICHLORODIFLUOROMETHANE	N.D.	43	N.D.	--	4
1,1-DICHLOROETHANE	N.D.	22	N.D.	--	4
1,2-DICHLOROETHANE	N.D.	22	N.D.	--	4
1,1-DICHLOROETHENE	N.D.	22	N.D.	113	4
1,2-DICHLOROETHENE (CIS)	N.D.	22	N.D.	--	4
1,2-DICHLOROETHENE (TRANS)	N.D.	22	N.D.	--	4
1,2-DICHLOROPROPANE	N.D.	22	N.D.	--	4
CIS-1,3-DICHLOROPROPENE	N.D.	22	N.D.	--	4
TRANS-1,3-DICHLOROPROPENE	N.D.	22	N.D.	--	4
ETHYLBENZENE	44	22	N.D.	--	4
2-HEXANONE	N.D.	220	N.D.	--	4
METHYLENE CHLORIDE	N.D.	22	N.D.	--	4
4-METHYL-2-PENTANONE (MIBK)	N.D.	220	N.D.	--	4
NAPHTHALENE	N.D.	220	N.D.	--	4
STYRENE	N.D.	22	N.D.	--	4
1,1,2,2-TETRACHLOROETHANE	N.D.	22	N.D.	--	4
TETRACHLOROETHENE	N.D.	22	N.D.	--	4
TOLUENE	N.D.	22	N.D.	104	4
1,1,1-TRICHLOROETHANE	N.D.	22	N.D.	--	4
1,1,2-TRICHLOROETHANE	N.D.	22	N.D.	--	4
TRICHLOROETHENE	N.D.	22	N.D.	105	4
1,1,1,2-TETRACHLOROETHANE	N.D.	22	N.D.	--	4
VINYL ACETATE	N.D.	220	N.D.	--	4
VINYL CHLORIDE	N.D.	22	N.D.	--	4

# CHROMALAB, INC.

Environmental Services (SDB)

November 18, 1998

Submission #: 9811173  
page 2

SECOR OAKLAND

Atten: JIM RITCHIE

Project: Not provided

Project#: 60057-001-01

Received: November 10, 1998

re: One sample for Volatile Organics by GC/MS analysis, continued.

Method: SW846 Method 8260A Sept 1994

Client Sample ID: EB-20 6.5-7

Spl#: 215171

Matrix: SOIL

Sampled: November 9, 1998

Run#: 16050

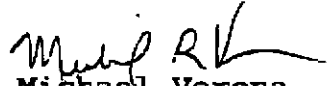
Analyzed: November 16, 1998

ANALYTE	RESULT (ug/Kg)	REPORTING LIMIT (ug/Kg)	BLANK RESULT (ug/Kg)	BLANK SPIKE (%)	DILUTION FACTOR
TOTAL XYLENES	N.D.	43	N.D.	--	4
TRICHLOROTRIFLUOROETHANE	N.D.	22	N.D.	--	4
CARBON DISULFIDE	N.D.	22	N.D.	--	4
ISOPROPYLBENZENE	45	22	N.D.	--	4
BROMOBENZENE	N.D.	22	N.D.	--	4
BROMOCHLOROMETHANE	N.D.	87	N.D.	--	4
TRICHLOROFLUOROMETHANE	N.D.	22	N.D.	--	4

Note: Reporting limits raised due to matrix interference.



Alex Tam  
Analyst



Michael Verona  
Operations Manager

# CHROMALAB, INC.

# DRAFT

Environmental Services (SDB)

November 18, 1998

Submission #: 9811173

SECOR OAKLAND

Atten: JIM RITCHIE

Project: Not provided  
 Received: November 10, 1998

Project#: 60057-001-01

re: One sample for TEPH analysis.  
 Method: EPA 8015M

Client Sample ID: EB-20 6.5-7

Spl#: 215171

Matrix: SOIL

Extracted: November 16, 1998

Sampled: November 9, 1998

Run#: 15984

Analyzed: November 18, 1998

ANALYTE	RESULT (mg/Kg)	REPORTING LIMIT (mg/Kg)	BLANK RESULT (mg/Kg)	BLANK SPIKE (%)	DILUTION FACTOR
DIESEL	160	1.0	N.D.	--	1
Note: Hydrocarbon reported does not match the pattern of our Diesel Standard. Surrogate Recoveries biased high due to Hydrocarbon co-elution.					
MOTOR OIL	70	50	N.D.	--	1
STODDARD SOLVENT	N.D.	1.0	N.D.	--	1
BUNKER C	N.D.	50	N.D.	--	1

*Carolyn House*  
 Carolyn House  
 Analyst

Bruce Havlik  
 Analyst

# CHROMALAB, INC.

Environmental Services (SDB)

November 18, 1998

Submission #: 9811173

SECOR OAKLAND

Atten: JIM RITCHIE

Project: Not provided

Project#: 60057-001-01

Received: November 10, 1998

re: One sample for Volatile Organics by GC/MS analysis.

Method: SW846 Method 8260A Sept 1994

Client Sample ID: EB-20 12.5-13

Spl#: 215173

Matrix: SOIL

Sampled: November 9, 1998

Run#: 16050

Analyzed: November 16, 1998

ANALYTE	RESULT (ug/Kg)	REPORTING LIMIT (ug/Kg)	BLANK RESULT (ug/Kg)	BLANK SPIKE (%)	DILUTION FACTOR
ACETONE	N.D.	500	N.D.	--	10
BENZENE	N.D.	50	N.D.	105	10
BROMODICHLOROMETHANE	N.D.	50	N.D.	--	10
BROMOFORM	N.D.	50	N.D.	--	10
BROMOMETHANE	N.D.	100	N.D.	--	10
CARBON TETRACHLORIDE	N.D.	50	N.D.	--	10
CHLOROBENZENE	N.D.	50	N.D.	115	10
CHLOROETHANE	N.D.	100	N.D.	--	10
2-BUTANONE (MEK)	N.D.	500	N.D.	--	10
2-CHLOROETHYLVINYLETHER	N.D.	500	N.D.	--	10
CHLOROFORM	N.D.	50	N.D.	--	10
CHLOROMETHANE	N.D.	100	N.D.	--	10
DIBROMOCHLOROMETHANE	N.D.	50	N.D.	--	10
1,2-DICHLOROBENZENE	N.D.	50	N.D.	--	10
1,3-DICHLOROBENZENE	N.D.	50	N.D.	--	10
1,4-DICHLOROBENZENE	N.D.	50	N.D.	--	10
1,2-DIBROMO-3-CHLOROPROPANE	N.D.	500	N.D.	--	10
1,2-DIBROMOETHANE	N.D.	100	N.D.	--	10
DIBROMOMETHANE	N.D.	100	N.D.	--	10
DICHLORODIFLUOROMETHANE	N.D.	100	N.D.	--	10
1,1-DICHLOROETHANE	N.D.	50	N.D.	--	10
1,2-DICHLOROETHANE	N.D.	50	N.D.	--	10
1,1-DICHLOROETHENE	N.D.	50	N.D.	113	10
1,2-DICHLOROETHENE (CIS)	N.D.	50	N.D.	--	10
1,2-DICHLOROETHENE (TRANS)	N.D.	50	N.D.	--	10
1,2-DICHLOROPROPANE	N.D.	50	N.D.	--	10
CIS-1,3-DICHLOROPROPENE	N.D.	50	N.D.	--	10
TRANS-1,3-DICHLOROPROPENE	N.D.	50	N.D.	--	10
ETHYLBENZENE	N.D.	50	N.D.	--	10
2-HEXANONE	N.D.	500	N.D.	--	10
METHYLENE CHLORIDE	N.D.	50	N.D.	--	10
4-METHYL-2-PENTANONE (MIBK)	N.D.	500	N.D.	--	10
NAPHTHALENE	N.D.	500	N.D.	--	10
STYRENE	N.D.	50	N.D.	--	10
1,1,2,2-TETRACHLOROETHANE	N.D.	50	N.D.	--	10
TETRACHLOROETHENE	N.D.	50	N.D.	--	10
TOLUENE	N.D.	50	N.D.	104	10
1,1,1-TRICHLOROETHANE	N.D.	50	N.D.	--	10
1,1,2-TRICHLOROETHANE	N.D.	50	N.D.	--	10
TRICHLOROETHENE	N.D.	50	N.D.	105	10
1,1,1,2-TETRACHLOROETHANE	N.D.	50	N.D.	--	10
VINYL ACETATE	N.D.	500	N.D.	--	10
VINYL CHLORIDE	N.D.	50	N.D.	--	10



# CHROMALAB, INC.

Environmental Services (SDB)

November 18, 1998

Submission #: 9811173  
page 2

SECOR OAKLAND

Atten: JIM RITCHIE

Project: Not provided

Project#: 60057-001-01

Received: November 10, 1998

re: One sample for Volatile Organics by GC/MS analysis, continued.

Method: SW846 Method 8260A Sept 1994

Client Sample ID: EB-20 12.5-13

Spl#: 215173

Matrix: SOIL

Sampled: November 9, 1998

Run#: 16050

Analyzed: November 16, 1998

ANALYTE	RESULT (ug/Kg)	REPORTING LIMIT (ug/Kg)	BLANK RESULT (ug/Kg)	BLANK SPIKE (%)	DILUTION FACTOR
TOTAL XYLENES	N.D.	100	N.D.	--	10
TRICHLOROTRIFLUOROETHANE	N.D.	50	N.D.	--	10
CARBON DISULFIDE	N.D.	50	N.D.	--	10
ISOPROPYLBENZENE	N.D.	50	N.D.	--	10
BROMOBENZENE	N.D.	50	N.D.	--	10
BROMOCHLOROMETHANE	N.D.	200	N.D.	--	10
TRICHLOROFLUOROMETHANE	N.D.	50	N.D.	--	10

Note: Reporting limits raised due to matrix interference.

  
Alex Tam  
Analyst

  
Michael Verona  
Operations Manager

# CHROMALAB, INC.

# DRAFT

Environmental Services (SDB)

November 18, 1998

Submission #: 9811173

SECOR OAKLAND

Atten: JIM RITCHIE

Project#: 60057-001-01

Project: Not provided  
Received: November 10, 1998

re: One sample for TEPH analysis.  
Method: EPA 8015M

Client Sample ID: EB-20 12.5-13

Spl#: 215173

Matrix: SOIL

Extracted: November 16, 1998

Sampled: November 9, 1998

Run#:15984

Analyzed: November 17, 1998

ANALYTE	RESULT (mg/Kg)	REPORTING LIMIT (mg/Kg)	BLANK RESULT (mg/Kg)	BLANK SPIKE (%)	DILUTION FACTOR
DIESEL	140	1.0	N.D.	--	1
<i>Note: Hydrocarbon reported does not match the pattern of our Diesel Standard.</i>					
MOTOR OIL	N.D.	50	N.D.	--	1
STODDARD SOLVENT	N.D.	1.0	N.D.	--	1
BUNKER C	N.D.	50	N.D.	--	1

*Carolyn House*  
Carolyn House  
Analyst

Bruce Havlik  
Analyst

# CHROMALAB, INC.

Environmental Services (SDB)

November 18, 1998

Submission #: 9811173

SECOR OAKLAND

Atten: JIM RITCHIE

Project: Not provided

Project#: 60057-001-01

Received: November 10, 1998

re: One sample for Volatile Organics by GC/MS analysis.

Method: SW846 Method 8260A Sept 1994

Client Sample ID: EB-20 21.5-22

Spl#: 215176

Matrix: SOIL

Sampled: November 9, 1998

Run#: 16050

Analyzed: November 16, 1998

ANALYTE	RESULT (ug/Kg)	REPORTING LIMIT (ug/Kg)	BLANK RESULT (ug/Kg)	BLANK SPIKE (%)	DILUTION FACTOR
ACETONE	N.D.	50	N.D.	--	1
BENZENE	N.D.	5.0	N.D.	105	1
BROMODICHLOROMETHANE	N.D.	5.0	N.D.	--	1
BROMOFORM	N.D.	5.0	N.D.	--	1
BROMOMETHANE	N.D.	10	N.D.	--	1
CARBON TETRACHLORIDE	N.D.	5.0	N.D.	--	1
CHLOROENZENE	N.D.	5.0	N.D.	115	1
CHLOROETHANE	N.D.	10	N.D.	--	1
2-BUTANONE (MEK)	N.D.	50	N.D.	--	1
2-CHLOROETHYLVINYLETHER	N.D.	50	N.D.	--	1
CHLOROFORM	N.D.	5.0	N.D.	--	1
CHLOROMETHANE	N.D.	10	N.D.	--	1
DIBROMOCHLOROMETHANE	N.D.	5.0	N.D.	--	1
1,2-DICHLOROBENZENE	N.D.	5.0	N.D.	--	1
1,3-DICHLOROBENZENE	N.D.	5.0	N.D.	--	1
1,4-DICHLOROBENZENE	N.D.	5.0	N.D.	--	1
1,2-DIBROMO-3-CHLOROPROPANE	N.D.	50	N.D.	--	1
1,2-DIBROMOETHANE	N.D.	10	N.D.	--	1
DIBROMOMETHANE	N.D.	10	N.D.	--	1
DICHLORODIFLUOROMETHANE	N.D.	10	N.D.	--	1
1,1-DICHLOROETHANE	N.D.	5.0	N.D.	--	1
1,2-DICHLOROETHANE	N.D.	5.0	N.D.	--	1
1,1-DICHLOROETHENE	N.D.	5.0	N.D.	113	1
1,2-DICHLOROETHENE (CIS)	N.D.	5.0	N.D.	--	1
1,2-DICHLOROETHENE (TRANS)	N.D.	5.0	N.D.	--	1
1,2-DICHLOROPROPANE	N.D.	5.0	N.D.	--	1
CIS-1,3-DICHLOROPROPENE	N.D.	5.0	N.D.	--	1
TRANS-1,3-DICHLOROPROPENE	N.D.	5.0	N.D.	--	1
ETHYLBENZENE	N.D.	5.0	N.D.	--	1
2-HEXANONE	N.D.	50	N.D.	--	1
METHYLENE CHLORIDE	N.D.	5.0	N.D.	--	1
4-METHYL-2-PENTANONE (MIBK)	N.D.	50	N.D.	--	1
NAPHTHALENE	N.D.	50	N.D.	--	1
STYRENE	N.D.	5.0	N.D.	--	1
1,1,2,2-TETRACHLOROETHANE	N.D.	5.0	N.D.	--	1
TETRACHLOROETHENE	N.D.	5.0	N.D.	--	1
TOLUENE	N.D.	5.0	N.D.	104	1
1,1,1-TRICHLOROETHANE	N.D.	5.0	N.D.	--	1
1,1,2-TRICHLOROETHANE	N.D.	5.0	N.D.	--	1
TRICHLOROETHENE	N.D.	5.0	N.D.	105	1
1,1,1,2-TETRACHLOROETHANE	N.D.	5.0	N.D.	--	1
VINYL ACETATE	N.D.	50	N.D.	--	1
VINYL CHLORIDE	N.D.	5.0	N.D.	--	1

# CHROMALAB, INC.

Environmental Services (SDB)

November 18, 1998

Submission #: 9811173  
page 2

SECOR OAKLAND

Atten: JIM RITCHIE

Project: Not provided

Project#: 60057-001-01

Received: November 10, 1998

re: One sample for Volatile Organics by GC/MS analysis, continued.

Method: SW846 Method 8260A Sept 1994

Client Sample ID: EB-20 21.5-22

Spl#: 215176


Matrix: SOIL

Sampled: November 9, 1998

Run#: 16050

Analyzed: November 16, 1998

ANALYTE	RESULT (ug/Kg)	REPORTING LIMIT (ug/Kg)	BLANK RESULT (ug/Kg)	BLANK SPIKE SPIKE (%)	DILUTION FACTOR
TOTAL XYLENES	N.D.	10	N.D.	--	1
TRICHLOROTRIFLUOROETHANE	N.D.	5.0	N.D.	--	1
CARBON DISULFIDE	N.D.	5.0	N.D.	--	1
ISOPROPYLBENZENE	N.D.	5.0	N.D.	--	1
BROMOBENZENE	N.D.	5.0	N.D.	--	1
BROMOCHLOROMETHANE	N.D.	20	N.D.	--	1
TRICHLOROFLUOROMETHANE	N.D.	5.0	N.D.	--	1

  
Alex Tam  
Analyst

  
Michael Verona  
Operations Manager

# CHROMALAB, INC.

# DRAFT

Environmental Services (SDB)

November 18, 1998

Submission #: 9811173

SECOR OAKLAND

Atten: JIM RITCHIE

Project: Not provided  
Received: November 10, 1998

Project#: 60057-001-01

re: One sample for TEPH analysis.  
Method: EPA 8015M

Client Sample ID: EB-20 21.5-22

Spl#: 215176 Matrix: SOIL Extracted: November 16, 1998  
Sampled: November 9, 1998 Run#:15984 Analyzed: November 18, 1998

ANALYTE	RESULT (mg/Kg)	REPORTING LIMIT (mg/Kg)	BLANK RESULT (mg/Kg)	BLANK SPIKE (%)	DILUTION FACTOR
DIESEL	4.0	1.0	N.D.	--	1
<i>Note: Hydrocarbon reported does not match the pattern of our Diesel Standard.</i>					
MOTOR OIL	N.D.	50	N.D.	--	1
STODDARD SOLVENT	N.D.	1.0	N.D.	--	1
BUNKER C	N.D.	50	N.D.	--	1

*Carolyn House*  
Carolyn House  
Analyst

Bruce Havlik  
Analyst

# CHROMALAB, INC.

Environmental Services (SDB)

November 18, 1998

Submission #: 9811173

SECOR OAKLAND

Atten: JIM RITCHIE

Project: Not provided

Project#: 60057-001-01

Received: November 10, 1998

re: One sample for Volatile Organics by GC/MS analysis.

Method: SW846 Method 8260A Sept 1994

Client Sample ID: EB-21 21.5-22

Spl#: 215184

Matrix: SOIL

Sampled: November 9, 1998

Run#: 16047

Analyzed: November 18, 1998

ANALYTE	RESULT (ug/Kg)	REPORTING LIMIT (ug/Kg)	BLANK RESULT (ug/Kg)	BLANK SPIKE (%)	DILUTION FACTOR
ACETONE	N.D.	50	N.D.	--	1
BENZENE	N.D.	5.0	N.D.	95.3	1
BROMODICHLOROMETHANE	N.D.	5.0	N.D.	--	1
BROMOFORM	N.D.	5.0	N.D.	--	1
BROMOMETHANE	N.D.	10	N.D.	--	1
CARBON TETRACHLORIDE	N.D.	5.0	N.D.	--	1
CHLOROENZENE	N.D.	5.0	N.D.	98.9	1
CHLOROETHANE	N.D.	10	N.D.	--	1
2-BUTANONE (MEK)	N.D.	50	N.D.	--	1
2-CHLOROETHYLVINYLETHER	N.D.	50	N.D.	--	1
CHLOROFORM	N.D.	5.0	N.D.	--	1
CHLOROMETHANE	N.D.	10	N.D.	--	1
DIBROMOCHLOROMETHANE	N.D.	5.0	N.D.	--	1
1,2-DICHLOROBENZENE	N.D.	5.0	N.D.	--	1
1,3-DICHLOROBENZENE	N.D.	5.0	N.D.	--	1
1,4-DICHLOROBENZENE	N.D.	5.0	N.D.	--	1
1,2-DIBROMO-3-CHLOROPROPANE	N.D.	50	N.D.	--	1
1,2-DIBROMOETHANE	N.D.	10	N.D.	--	1
DIBROMOMETHANE	N.D.	10	N.D.	--	1
DICHLORODIFLUOROMETHANE	N.D.	10	N.D.	--	1
1,1-DICHLOROETHANE	N.D.	5.0	N.D.	--	1
1,2-DICHLOROETHANE	N.D.	5.0	N.D.	--	1
1,1-DICHLOROETHENE	N.D.	5.0	N.D.	81.4	1
1,2-DICHLOROETHENE (CIS)	N.D.	5.0	N.D.	--	1
1,2-DICHLOROETHENE (TRANS)	N.D.	5.0	N.D.	--	1
1,2-DICHLOROPROPANE	N.D.	5.0	N.D.	--	1
CIS-1,3-DICHLOROPROPENE	N.D.	5.0	N.D.	--	1
TRANS-1,3-DICHLOROPROPENE	N.D.	5.0	N.D.	--	1
ETHYLBENZENE	N.D.	5.0	N.D.	--	1
2-HEXANONE	N.D.	50	N.D.	--	1
METHYLENE CHLORIDE	N.D.	5.0	N.D.	--	1
4-METHYL-2-PENTANONE (MIBK)	N.D.	50	N.D.	--	1
NAPHTHALENE	N.D.	50	N.D.	--	1
STYRENE	N.D.	5.0	N.D.	--	1
1,1,2,2-TETRACHLOROETHANE	N.D.	5.0	N.D.	--	1
TETRACHLOROETHENE	N.D.	5.0	N.D.	--	1
TOLUENE	N.D.	5.0	N.D.	92.7	1
1,1,1-TRICHLOROETHANE	N.D.	5.0	N.D.	--	1
1,1,2-TRICHLOROETHANE	N.D.	5.0	N.D.	--	1
TRICHLOROETHENE	N.D.	5.0	N.D.	86.4	1
1,1,1,2-TETRACHLOROETHANE	N.D.	5.0	N.D.	--	1
VINYL ACETATE	N.D.	50	N.D.	--	1
VINYL CHLORIDE	N.D.	5.0	N.D.	--	1

# CHROMALAB, INC.

Environmental Services (SDB)

November 18, 1998

Submission #: 9811173  
page 2

SECOR OAKLAND

Atten: JIM RITCHIE

Project: Not provided

Project#: 60057-001-01

Received: November 10, 1998

re: One sample for Volatile Organics by GC/MS analysis, continued.

Method: SW846 Method 8260A Sept 1994

Client Sample ID: EB-21 21.5-22

Spl#: 215184

Matrix: SOIL

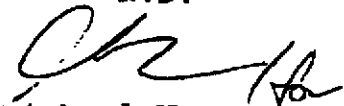
Sampled: November 9, 1998

Run#: 16047

Analyzed: November 18, 1998

ANALYTE	RESULT (ug/Kg)	REPORTING LIMIT (ug/Kg)	BLANK RESULT (ug/Kg)	BLANK SPIKE (%)	DILUTION FACTOR
TOTAL XYLENES	N.D.	10	N.D.	--	1
TRICHLOROTRIFLUOROETHANE	N.D.	5.0	N.D.	--	1
CARBON DISULFIDE	N.D.	5.0	N.D.	--	1
ISOPROPYLBENZENE	N.D.	5.0	N.D.	--	1
BROMOBENZENE	N.D.	5.0	N.D.	--	1
BROMOCHLOROMETHANE	N.D.	20	N.D.	--	1
TRICHLOROFLUOROMETHANE	N.D.	5.0	N.D.	--	1

  
June Zhao  
Analyst

  
Michael Verona  
Operations Manager

# CHROMALAB, INC.

# DRAFT

Environmental Services (SDB)

November 18, 1998

Submission #: 9811173

SECOR OAKLAND

Atten: JIM RITCHIE

Project: Not provided  
 Received: November 10, 1998

Project#: 60057-001-01

re: One sample for TEPH analysis.  
 Method: EPA 8015M

Client Sample ID: EB-21 21.5-22

Spl#: 215184 Matrix: SOIL Extracted: November 17, 1998  
 Sampled: November 9, 1998 Run#:16010 Analyzed: November 18, 1998

ANALYTE	RESULT (mg/Kg)	REPORTING LIMIT (mg/Kg)	BLANK RESULT (mg/Kg)	BLANK SPIKE (%)	DILUTION FACTOR
DIESEL	4.7	1.0	N.D.	--	1
Note: Hydrocarbon reported does not match the pattern of our Diesel Standard.					
MOTOR OIL	N.D.	50	N.D.	--	1
STODDARD SOLVENT	N.D.	1.0	N.D.	--	1
BUNKER C	N.D.	50	N.D.	--	1

*Carolyn House*  
 Carolyn House  
 Analyst

Bruce Havlik  
 Analyst



# SECOR Chain-of Custody Record

Field Office: Mtn. View (06)  
 Address: 1225 Pear Ave. #110  
Mtn. View, CA 94043

Additional documents are attached, and are a part of this Record.  
 Job Name: Hoggen - Oakland  
 Location: 2633 Telegraph Ave  
Oakland, CA 94612

Project # 60057-001-01 Task # \_\_\_\_\_  
 Project Manager J G Ritchie  
 Laboratory Chromalab  
 Turnaround Time 5 days

Sampler's Name Robert Potter  
 Sampler's Signature [Signature]

### Analysis Request

Sample ID	Date	Time	Matrix	HCID	TPH/BTEX/WTPH-G 8015 (modified)/8020	TPH/WTPH-D 8015 (modified)	TPH 418.1/WTPH 418.1	Aromatic Volatiles 602/8020	Volatile Organics 824/8240 (GC/MS)	Halogenated Volatiles 801/8010	Semi-volatile Organics 625/8270 (GC/MS)	Pesticides/PCBs 808/8080	Total Lead 7421	Priority Pollutant Metals (13)	TCLP Metals	Comments/ Instructions	Number of Containers
EB-13	3.5-4	11-9	9A2	S												Analyse	1
EB-13	9.5-10	11-9	900	S												Analyse	1
EB 13	0.5-13	11-9	2902	S												Analyse	1
EB 13	18.5-19	11-9	0900	S												Analyse	1
EB 14	9.5-10	11-9	1002	S												Analyse	1
EB 14	0.5-13	11-9	1000	S												Analyse	1
EB 14	14-16	11-9	1000	S												Analyse	1
EB 15	3.5-4	11-9	1100	S												Analyse	1
EB 15	9.5-10	11-9	1100	S												Analyse	1
EB 15	15.5-16	11-9	1100	S												Analyse	1

Special Instructions/Comments:  
Hold All samples  
until contacted  
by Jim Ritchie

Relinquished by: Robert Potter  
 Sign [Signature]  
 Print \_\_\_\_\_  
 Company SECOR  
 Time 16:30 Date 11/10/98

Received by: \_\_\_\_\_  
 Sign [Signature]  
 Print Tom Wright  
 Company C/L  
 Time 1630 Date 11/10/98

Sample Receipt  
 Total no. of containers: \_\_\_\_\_  
 Chain of custody seals: \_\_\_\_\_  
 Rec'd. in good condition/cold: \_\_\_\_\_  
 Conforms to record: \_\_\_\_\_  
 Client: \_\_\_\_\_  
 Client Contact: \_\_\_\_\_  
 Client Phone: \_\_\_\_\_

11/11/98 WED 11:18 FAX 1 415 882 1873  
 +++ M.T. VIEW  
 0018

# SECOR Chain-of Custody Record

Additional documents are attached, and are a part of this Record.

Field Office: Mtn. View (06)  
 Address: 1225 Pear Ave #110  
Mtn. View, Ca. 94043

Job Name: Hager - Oakland  
 Location: 2633 Telegraph  
Oakland, CA. 94612

Project # 60097-001.01 Task # \_\_\_\_\_  
 Project Manager Jc Ritchie  
 Laboratory Chromalab  
 Turnaround Time 5 days

Sampler's Name Robert Potter  
 Sampler's Signature Robert Potter

## Analysis Request

Sample ID	Date	Time	Matrix	HCID	TPH/BTEX/WTPHG 8015 (modified)/8020	TPH/WTPH-D 8015 (modified)	TPH 418.1/WTPH 418.1	Aromatic Volatiles 802/8020	Volatile Organics 624/8240 (GC/MS)	Halogenated Volatiles 601/8010	Semi-volatile Organics 625/8270 (GC/MS)	Pesticides/PCBs 608/8080	Total Lead 7421	Priority Pollutant Metals (13)	TCLP Metals	Comments/ Instructions	Number of Containers
EB-10	9.5-10	11-9	1200	S												Analyse	1
EB-14	18.5-16	11/9	1200	S												Analyse	1
EB-16	18.5-17	11/9	1200	S												Analyse	1
EB-16	21.5-20	11/9	1200	S												Analyse	1
EB-18	6.5-7	11/9	1400	S												Analyse	1
EB-18	9.5-70	11/9	1400	S												Analyse	1
EB-18	12.5-17	11/9	1400	S												Analyse	1
EB-18	19.8-19	11/9	1400	S												Analyse	1
EB-13		11/9	0900	W												Analyse	6
EB-14		11/9	1000	W												Analyse	6

Special Instructions/Comments:  
 Hold All Samples  
 until contacted by  
 Jim Ritchie

Relinquished by: Robert Potter  
 Sign Robert Potter  
 Print \_\_\_\_\_  
 Company SECOR  
 Time 12:30 Date 11/10/98

Relinquished by: \_\_\_\_\_  
 Sign \_\_\_\_\_  
 Print \_\_\_\_\_  
 Company \_\_\_\_\_  
 Time \_\_\_\_\_ Date \_\_\_\_\_

Received by: \_\_\_\_\_  
 Sign Tom Wright  
 Print Tom Wright  
 Company C/L  
 Time 1630 Date 11/10/98

Received by: \_\_\_\_\_  
 Sign \_\_\_\_\_  
 Print \_\_\_\_\_  
 Company \_\_\_\_\_  
 Time \_\_\_\_\_ Date \_\_\_\_\_

Sample Receipt

Total no. of containers: \_\_\_\_\_  
 Chain of custody seals: \_\_\_\_\_  
 Rec'd. in good condition/cold: \_\_\_\_\_  
 Conforms to record: \_\_\_\_\_

Client: \_\_\_\_\_  
 Client Contact: \_\_\_\_\_  
 Client Phone: \_\_\_\_\_

11/11/98 WED 11:18 FAX 1 415 862 1673

# SECOR Chain-of Custody Record

Additional documents are attached, and are a part of this Record.

Field Office: Mtn. View (06)  
 Address: 1225 Pear Ave. #110  
Mtn. View, CA. 94043

Job Name: Unagen - Oakland  
 Location: 2633 Telegraph  
Oakland, CA. 94612

Project # 60057-001-01 Task # \_\_\_\_\_  
 Project Manager JG Ritchie  
 Laboratory Chroma lab  
 Turnaround Time 5 day

### Analysis Request

Sampler's Name Robert Potter  
 Sampler's Signature [Signature]

Sample ID	Date	Time	Matrix
EB-15	11/9	1100	W
EB-18	11/9	1400	W
EB-17 3.5-4	11/10	800	S
EB-12 6.5-7	11/10	820	S
EB-77 9.5-10	11/10	840	S
EB-17 10.5-13	11/10	845	S
EB-17 16.5-17	11/10	900	S
EB-17 18.5-19	11/10	9:15	S
EB-17 21.5-22	11/10	9:30	S
EB-30 3.5-11	11/10	10:10	S

HClD	TPH-G/TEX/WTPH-G 8015 (modified)/8020	TPH-D/WTPH-D 8015 (modified)	TPH 418.1/WTPH 418.1	Aromatic Volatiles 602/8020	Volatile Organics 624/8240 (GC/MS)	Halogenated Volatiles 601/8010	Semi-volatile Organics 625/8270 (GC/MS)	Pesticides/PCBs 608/8080	Total Lead 7421	Priority Pollutant Metals (13)	TCLP Metals	Comments/ Instructions	Number of Containers
												Analyse	6
												Analyse	6
												Analyse	1
												Analyse	1
												Analyse	1
												Analyse	1
												Analyse	1
												Analyse	1
												Analyse	1
												Analyse	1

Special Instructions/Comments:  
Hold All Samples  
until contacted  
by Jim Ritchie

Relinquished by: Robert Potter  
 Sign [Signature]  
 Print \_\_\_\_\_  
 Company SECOR  
 Time 16:30 Date 11/10/98

Received by: Jim Ritchie  
 Sign [Signature]  
 Print Jim Ritchie  
 Company C/L  
 Time 1630 Date 11/10/98

Relinquished by: \_\_\_\_\_  
 Sign \_\_\_\_\_  
 Print \_\_\_\_\_  
 Company \_\_\_\_\_  
 Time \_\_\_\_\_ Date \_\_\_\_\_

Received by: \_\_\_\_\_  
 Sign \_\_\_\_\_  
 Print \_\_\_\_\_  
 Company \_\_\_\_\_  
 Time \_\_\_\_\_ Date \_\_\_\_\_

Sample Receipt	
Total no. of containers:	_____
Chain of custody seals:	_____
Rec'd. in good condition/cold:	_____
Conforms to record:	_____
Client:	_____
Client Contact:	_____
Client Phone:	_____

11/11/98 WED 11:19 FAX 1 415 882 1873

# SECOR Chain-of Custody Record

Field Office: Mtn. View (06)  
 Address: 1225 - Pear Ave. #110  
Mtn. View, CA. 94043

Additional documents are attached, and are a part of this Record.  
 Job Name: Haugen - Oakland  
 Location: 2632 Telegraph  
Oakland, CA. 94612

Project # 60057-001-01 Task # \_\_\_\_\_  
 Project Manager JG Ritchie  
 Laboratory Chromalab  
 Turnaround Time 5 day

Sampler's Name Robert Potter  
 Sampler's Signature Robert Potter

### Analysis Request

Sample ID	Date	Time	Matrix	HCID	TPH9/BTEX/WTPH-G 8015 (modified)/8020	TPH4/WTPH-D 8015 (modified)	TPH 418.1/WTPH 418.1	Aromatic Volatiles 602/8020	Volatile Organics 624/8240 (GC/MS)	Halogenated Volatiles 601/8010	Semi-volatile Organics 825/8270 (GC/MS)	Pesticides/PCBs 608/8080	Total Lead 7421	Priority Pollutant Metals (13)	TCLP Metals	Comments/ Instructions	Number of Containers
EB-20	6.5-7	11/10	10:20	S												<del>Analysis</del>	1
EB-20	9.5-10	11/10	10:30	S													1
EB-20	12.5-13	11/10	10:40	S													1
EB-20	15.5-16	11/10	10:50	S													1
EB-20	18.5-19	11/10	11:00	S													1
EB-20	21.5-22	11/10	11:10	S													1
EB-20	24.5-25	11/10	11:20	S													1
EB-20	27.5-28	11/10	11:30	S													1
EB-21	6.5-7	11/10	13:10	S													1
EB-21	9.5-10	11/10	13:20	S													1

Special Instructions/Comments:  
Hold All samples  
until contacted  
by Jim Ritchie

Relinquished by: Robert Potter  
 Sign Robert Potter  
 Print \_\_\_\_\_  
 Company SECOR  
 Time 16:30 Date 11/10/98

Received by: \_\_\_\_\_  
 Sign Tony Wright  
 Print Tony Wright  
 Company C/L  
 Time 16:30 Date 11/10/98

Sample Receipt  
 Total no. of containers: \_\_\_\_\_  
 Chain of custody seals: \_\_\_\_\_  
 Rec'd. in good condition/cold: \_\_\_\_\_  
 Conforms to record: \_\_\_\_\_

Client: \_\_\_\_\_  
 Client Contact: \_\_\_\_\_  
 Client Phone: \_\_\_\_\_

11/11/98 WED 11:19 FAX 1 415 882 1673  
 +++ MT. VIEW  
 022

# SECOR Chain-of Custody Record

Field Office: Mtn View  
 Address: \_\_\_\_\_

Additional documents are attached, and are a part of this Record.  
 Job Name: Hoagen Oakland  
 Location: 2633 Telegraph Ave  
Oakland

Project # 60057-001-01 Task # H02  
 Project Manager Robert Potter  
 Laboratory Mobile Chem  
 Turnaround Time Same day

Analysis Request

Sampler's Name \_\_\_\_\_  
 Sampler's Signature \_\_\_\_\_

Sample ID	Date	Time	Matrix	HCID	TPH/8TEX/WTPH-G 8015 (modified)/8020	TPH/8TEX/WTPH-D 8015 (modified)	TPH 418.1/WTPH 418.1	Aromatic Volatiles 602/8020	Volatile Organics 624/8240 (GC/MS)	Halogenated Volatiles 601/8010	Semi-volatile Organics 625/8270 (GC/MS)	Pesticides/PCBs 608/8080	Total Lead 7421	Priority Pollutant Metals (13)	TCLP Metals	Comments/ Instructions	Number of Containers
EB-13 6.5-7	11/9	9:30A	S		X											Prep'd Hold → Analyze	1
EB-13 15.5-16	11/9	9:50A	S		X											Analyze	1
EB-13 (Scout)	11/9	10:00A	W		X											Analyze (2 VOAs on hold)	5
EB-14 3.5-4	11/9	11:25	S		X											Prep'd Hold → Analyze	
EB-14 6.5-7	11/9	11:35	S		X											Analyze	
EB-14	11/9		W		X											Analyze	
EB-15 5.5-6	11/9	10:40A	S		X											Analyze	
EB-15 12.5-13	11/9	10:50A	S		X											Analyze	
EB-15	11/9		W		X											Analyze	

Special Instructions/Comments:

Relinquished by: \_\_\_\_\_  
 Sign Robert Potter  
 Print Robert Potter  
 Company SECOR  
 Time 12:25 Date 11/9

Received by: FRED CHOSKE  
 Sign Fred Choske  
 Print \_\_\_\_\_  
 Company Mobile CHEM LAB  
 Time 1720 Date 11/9/98

Sample Receipt  
 Total no. of containers: \_\_\_\_\_  
 Chain of custody seals: \_\_\_\_\_  
 Rec'd. in good condition/cold: \_\_\_\_\_  
 Conforms to record: \_\_\_\_\_  
 Client: \_\_\_\_\_  
 Client Contact: \_\_\_\_\_  
 Client Phone: \_\_\_\_\_

11/11/98 WED 11:16 FAX 1 415 882 1873  
 +++ MT. VIEW  
 012

# SECOR Chain-of Custody Record

Field Office: Mar View (Lab)  
 Address: 225 Park Ave. #110  
Mar View, CA. 941043

Additional documents are attached, and are a part of this Record.  
 Job Name: Haager - Sours  
 Location: 2633 Telegraph  
Oakland, CA. 94612

Project # 60057-00-01 Task # \_\_\_\_\_  
 Project Manager JG Ritchie  
 Laboratory Chromalab  
 Turnaround Time 5 day

Sampler's Name \_\_\_\_\_  
 Sampler's Signature \_\_\_\_\_

### Analysis Request

Sample ID	Date	Time	Matrix	HClD	TPHg/BTEX/WTPH-G 8015 (modified)/8020	TPHd/WTPH-D 8015 (modified)	TPH 418.1/WTPH 418.1	Aromatic Volatiles 802/8020	Volatile Organics 824/8240 (GC/MS)	Halogenated Volatiles 801/8010	Semi-volatile Organics 825/8270 (GC/MS)	Pesticides/PCBs 808/8080	Total Lead 7421	Priority Pollutant Metals (13)	TCLP Metals	Comments/ Instructions	Number of Containers
EB-21	12.5-13	11/10	14:00	S													1
EB-21	15.5-16	11/10	14:10	S													1
EB-21	18.5-19	11/10	14:20	S													1
EB-21	21.5-22	11/10	14:30	S													1
EB-19	3.5-4	11/10	15:25	S													1
EB-19	6.5-7	11/10	15:30	S													1
EB-19	9.5-10	11/10	15:40	S													1
EB-19	12.5-13	11/10	15:50	S													1
EB-19	18.5-19	11/10	18:15	S													1
EB-19	21.5-22	11/10	16:30	S													1

Special Instructions/Comments:  
Hold all samples  
until contacted  
by Jim Ritchie.

Relinquished by: Robert P. Hall  
 Sign: [Signature]  
 Print: \_\_\_\_\_  
 Company: SECOR  
 Time: 16:30 Date: 11/10/98

Relinquished by: \_\_\_\_\_  
 Sign: \_\_\_\_\_  
 Print: \_\_\_\_\_  
 Company: \_\_\_\_\_  
 Time: \_\_\_\_\_ Date: \_\_\_\_\_

Received by: \_\_\_\_\_  
 Sign: [Signature]  
 Print: TONI WRIGHT  
 Company: C/L  
 Time: 16:30 Date: 11/10/98

Received by: \_\_\_\_\_  
 Sign: \_\_\_\_\_  
 Print: \_\_\_\_\_  
 Company: \_\_\_\_\_  
 Time: \_\_\_\_\_ Date: \_\_\_\_\_

Sample Receipt

Total no. of containers: \_\_\_\_\_  
 Chain of custody seals: \_\_\_\_\_  
 Rec'd. in good condition/cold: \_\_\_\_\_  
 Conforms to record: \_\_\_\_\_

Client: \_\_\_\_\_  
 Client Contact: \_\_\_\_\_  
 Client Phone: \_\_\_\_\_

11/11/98 WED 11:20 FAX 1 415 882 1673  
 M.T. VIEW  
 023

# SECOR Chain-of Custody Record

Field Office: Mtn View  
 Address: \_\_\_\_\_  
 \_\_\_\_\_

Additional documents are attached, and are a part of this Record.  
 Job Name: Hagen Oakland  
 Location: 2632 Telegraph Ave  
Oakland

Project # 60057-001-01 Task # 1702  
 Project Manager Robert Potter  
 Laboratory Mobile Chem  
 Turnaround Time Same day

Analysis Request

Sampler's Name \_\_\_\_\_  
 Sampler's Signature \_\_\_\_\_

Sample ID	Date	Time	Matrix
EB-16-6.5	11/9	1345	S
EB-16-12.5	11/9	1355	S
EB-1A-3.5	11/9	1512	S
EB-18-15.5	11/9	1600	S
EB-18-21.5	11/9	1630	S
EB-19-27PS	11/9	1700	W
EB-			
EB-			
EB-			
EB-			

HCID	TPH <sub>g</sub> /BTEX/WTPH-G 8015 (modified)/8020	TPH <sub>d</sub> /WTPH-D 8015 (modified)	TPH 418.1/WTPH 418.1	Aromatic Volatiles 802/8020	Volatile Organics 824/8240 (GC/MS)	Halogenated Volatiles 801/8010	Semi-volatile Organics 825/8270 (GC/MS)	Pesticides/PCBs 808/8080	Total Lead 7421	Priority Pollutant Metals (13)	TCLP Metals	Number of Containers
	✓											
	X											
	✓											
	X											
	X											
	X											

\* TPH as standard solvent

Analyze  
 Analyze  
 Analyze  
 Analyze  
 Analyze  
 Analyze

Special Instructions/Comments:

Relinquished by: Robert Potter  
 Sign Robert Potter  
 Print Robert Potter  
 Company SECOR  
 Time 1705 Date 11/9

Received by: FRED CHOSKE  
 Sign FRED CHOSKE  
 Print Fred Choske  
 Company MOBILE CHEM  
 Time \_\_\_\_\_ Date 11/9/98

Sample Receipt  
 Total no. of containers: \_\_\_\_\_  
 Chain of custody seals: \_\_\_\_\_  
 Rec'd. in good condition/cold: \_\_\_\_\_  
 Conforms to record: \_\_\_\_\_

Client: \_\_\_\_\_  
 Client Contact: \_\_\_\_\_  
 Client Phone: \_\_\_\_\_

11/11/98 WED 11:16 FAX 1 415 882 1673  
 +++ M.T. VIEW  
 0011