

**SITE INVESTIGATION REPORT**

**Environmental Site Investigation  
Oakland Site - 6th Street and Castro Street  
Hayward Site - Foothill Boulevard and Mattox Road**

Prepared For:

**California Department of Transportation  
Office of Environmental Engineering  
P.O. Box 23660  
Oakland, California 94623-0660**

Prepared By:

**IT Corporation  
3634 Eknes Street  
Mather, California 95655-4108**

Task Order No. 04-952137-03  
Caltrans Contract No. 43Y097

December 4, 1996  
769025

**SITE INVESTIGATION REPORT**

**Oakland Site - 6th Street and Castro Street  
Hayward Site - Foothill Boulevard and Mattox Road**

Prepared For:

**California Department of Transportation  
Office of Environmental Engineering  
P.O. Box 23660  
Oakland, California 94623-0660**

Prepared By:

**IT Corporation  
3634 Eknes Street  
Mather, California 95655-4108**

Task Order No. 04-952137-03  
Caltrans Contract No. 43Y097

December 4, 1996  
769025

  
Dave Smith  
Project Geologist

  
Michael D. Miller, R.G.  
Project Manager

*Mike Plake  
288-5664*

## **Table of Contents**

---

Executive Summary .....	1
1.0 Introduction .....	1
1.1 Site Description .....	1
1.2 Project History .....	1
1.3 Project Objectives .....	2
2.0 Site Investigation Methods .....	2
2.1 Planning and Permitting .....	2
2.1.1 Pre-work Site Visit .....	2
2.1.1 Health and Safety Plan .....	3
2.1.2 Permits and Utility Clearances .....	3
2.2 Field Investigation .....	3
2.3 Laboratory Analyses .....	4
2.4 Disposition of Investigation Derived Waste .....	5
3.0 Site Investigation Results .....	6
3.1 Site Geology .....	5
3.1.1 Oakland Site .....	2
3.1.2 Hayward Site .....	3
3.2 Analytical Results .....	5
3.1.1 Oakland Site .....	2
3.1.2 Hayward Site .....	3
4.0 Data Evaluation .....	6
4.1 Oakland Site .....	5
4.2 Hayward Site .....	5
5.0 Conclusions and Recommendations .....	6
5.1 Oakland Site .....	5
5.2 Hayward Site .....	5

## **List of Tables**

---

<b>Table</b>	<b>Title</b>
1	Results of Soil and Groundwater Analysis, Petroleum Hydrocarbons - Oakland Site
2	Results of Soil Analysis, Petroleum Hydrocarbons - Hayward Site
3	Results of Soil and Groundwater Analysis, Halogenated Volatile Organics - Oakland Site
4	Results of Soil Analysis, Lead and pH - Oakland and Hayward Sites

## **List of Figures**

---

<b>Figure</b>	<b>Title</b>
1	Site Location Map - Oakland Site
2	Site Location Map - Hayward Site
3	Site Plan with Analytical Results- Oakland Site
4	Site Plan with Analytical Results - Hayward Site

## **List of Appendices**

---

<b>Appendix</b>	<b>Title</b>
A	Permits
B	Boring Logs
C	Laboratory Reports

## **1.0 Introduction**

---

IT Corporation (IT) has prepared this report to present the results of environmental site investigations at properties located in Oakland and Hayward, California. The project is being conducted at the request and authorization of Mr. Michael Flake of the California Department of Transportation (Caltrans) under Task Order No. 04-952137-03 (Contract No. 43Y097).

### **1.1 Site Description**

The Oakland site is a fenced, unpaved, and vacant lot located at the north corner of 6th Street and Castro Street in the City of Oakland, California (Figure 1). The site formerly consisted of many parcels which were utilized by a variety of different businesses. Land use of the area surrounding the site is primarily residential and commercial. Route 880 (under construction) and Route 980 lie immediately to the west, south and east of the site.

The Hayward site is located at the south corner of Foothill Boulevard and Mattox Road in the City of Hayward, California (Figure 2). The site is a former gasoline service station that is currently fenced and vacant, and covered with gravel, asphalt, and concrete. The site is located in a residential/commercial area one block southeast of Interstate 580 and Highway 238.

Both properties are owned by Caltrans and have been identified as excess land for sale.

### **1.2 Project History**

Based on the Site Investigation Report prepared by Geocon Environmental Consultants Inc. (Geocon) in October 1995, the Oakland site formerly consisted of several parcels which were occupied by a variety of different businesses including a service station, auto repair and machine shop, dairy and laundry facilities, materials warehouse, and retail stores. In general, the utilization of this property occurred prior to 1977. At least four underground storage tanks (USTs) were associated with the former service station, dairy, and warehouse. The USTs were removed during the 1970s.

The most recent site investigation was conducted in July 1995 by Geocon. This investigation revealed that oil and grease concentrations were present in the soil up to 8,000 ppm and total lead concentrations ranged from 67 to 410 ppm. Twelve total lead samples exceeded the Total

Threshold Limit Concentration (TTLC) of 1,000 mg/kg or 10 times the Soluble Threshold Limit Concentration (STLC) of 5.0 mg/l. TPH-gasoline, TPH-diesel, and BTEX were not present above laboratory detection limits.

The Hayward site was formerly an Exxon gasoline service station. The service station was demolished in the late 1970s and the USTs were removed from the site in 1979. No soil sampling was performed during the UST removals. In July 1995, Geocon conducted a site investigation which indicated that oil and grease concentrations were present up to 7,200 ppm. TPH-gasoline, TPH-diesel, and BTEX were not present above laboratory detection limits. In addition, the investigation revealed that two soil samples exceeded the TTLC or 10 times the STLC with concentrations of 100 mg/kg and 2,400 mg/kg.

### **1.3 Project Objectives**

Based on the results of the site investigation conducted by Geocon in July 1995, Caltrans requested ~~IT to collect soil and groundwater samples for petroleum and chlorinated hydrocarbon~~ analyses in order to better determine the lateral and vertical extent of impacted soil and groundwater at the Oakland and Hayward sites.

## **2.0 Scope of Work**

---

To achieve the project objectives, a scope of work consisting of the following five tasks has been prepared. A discussion of these tasks and component subtasks follows.

### **2.1 Planning and Permitting**

The planning and permitting task includes the pre-work site visit, preparation of a health and safety plan, the acquisition of the required permits, and clearance of all underground utilities.

#### **2.1.1 Pre-work Site Visit**

A pre-work site visit at the Oakland and Hayward sites was conducted on October 2, 1996. The visit was attended by Mr. Michael Flake and Mayur Barbhaiya of Caltrans, and Michael Miller of IT. The drilling locations were marked at each site. At the pre-work site visit, the task order was reviewed and the site visit check list, completion schedule, and notice to proceed with investigative work were executed by Caltrans and IT's project manager.

### **2.1.2 Health and Safety Plan**

A site-specific health and safety plan was prepared for the Oakland and Hayward sites in accordance with 29 CFR 1910.120. The health and safety plan includes safety procedures for work to be performed at each site, chemical hazard information, site safety officers, and preferred medical emergency locations.

### **2.1.3 Permits and Utility Clearances**

Prior to performing work at the Oakland and Hayward sites, drilling and encroachment permits were obtained (Appendix A). For the each site, a drilling permit was obtained from the Zone 7 Water Agency and an encroachment permit from Caltrans. IT notified Underground Service Alert (USA) to perform a routine utility clearance inspection 48 hours prior to drilling.

## **2.2 Field Investigation**

The field investigation consisted of a soil boring program with the collection of five soil samples per boring. At the Oakland site, the investigation also included the collection of groundwater samples from four of the borings. The soil boring locations for the Oakland and Hayward sites are presented on Figures 3 and 4, respectively.

At the Oakland site, a total of eleven soil borings were drilled. Seven of the soil borings were advanced to 15 feet below ground surface (bgs), one soil boring was advanced to 20 feet bgs, and three were advanced to 23 feet bgs. The soil borings were drilled using a Mobile B-61 drill rig equipped with 6-inch diameter hollow-stem augers. From each of the soil borings, soil samples were collected at approximately 0.5, 2.5, 6.5, 10.5, 14.5 feet bgs using a California modified split spoon sampler.

A total of four groundwater grab samples were collected from the Oakland site. To facilitate this, the soil borings were drilled approximately two feet below first encountered groundwater. Scrape samples were collected from the top 1-inch of material at every fourth boring location to establish exposure levels for health and safety purposes.

At the Hayward site, eight soil borings (B2-2 to B2-9) were advanced to 15 feet bgs using a Mobile B-61 drill rig equipped with 6-inch diameter hollow-stem augers. One soil boring (B2-1)

was only advanced to 6 feet bgs due to drilling refusal. From all borings except B2-1, soil samples were collected at 0.5, 2.5, 6.5, 10.5, 14.5 feet bgs using a California modified split spoon sampler. Scrape samples will be collected from the top 1-inch of material at every fourth boring location to establish exposure levels.

Detailed logs were prepared for each boring under the direction of a California registered geologist and are presented in Appendix B. The Unified Soil Classification System was used to compile the logs. Soil samples were screened in the field using a portable organic vapor meter (OVM) for the presence of volatile organic compounds. The 18-inch California-modified soil sampler held three, 6-inch by 2-inch sample tubes and was driven using standard penetration test procedures. Upon removal from the sampler, soil samples were capped with plastic end caps, labeled, and immediately placed in a pre-cooled ice chest. The samples were transported to a California-certified hazardous waste laboratory following chain-of-custody procedures.

Sampling equipment was cleaned between each soil boring by washing the equipment with an Alconox solution followed by a double rinse with deionized water. The rinsate was contained in a new Department of Transportation (DOT) approved 55-gallon drum. The soil borings were backfilled with a 20:1 cement/bentonite grout to ground surface.

### **2.3 Laboratory Analyses**

Laboratory analyses of soil and groundwater samples collected during the field investigation included combinations of the following test methods:

- EPA Method 6010 ICAP Single Element (Lead)
- 22 CCR 66700 Waste Extraction Test (WET)
- EPA Method 7000 (Lead)
- EPA Method 1311 Toxicity Characteristic Leaching Procedure (TCLP)
- EPA Method 9045 Soil pH
- Std Method 5520 for Oil and Grease
- EPA Method 8015 Mod-TPH as gasoline
- EPA Method 8015 Mod-TPH as Diesel
- EPA Method 8020 for aromatic volatile organic compounds (BTEX)
- EPA Method 8010 for Halogenated Volatile Organics (VOCs)



The following guidelines were used in selecting the analyses appropriate for each sample:

Soil samples collected from depths up to 6.5 feet bgs were tested for total lead. Ten percent of these soil samples from each site, chosen at random, were tested for soil pH.

When total lead concentrations exceeded more than 10 times the Soluble Total Lead Concentration (STLC), the contract manager was contacted for authorization to proceed with the Waste Extraction Test (WET). When soluble concentrations exceeded the STLC, the WET was performed using citrate as the extraction solution (as requested by the Contract Manager). The need for TCLP analysis shall be evaluated by the Contract Manager after review of STLC results.

Soil samples collected at 6.5, 10.5, 14.5 feet bgs and groundwater samples were tested for TPH-gasoline, TPH-diesel, and BTEX. All soil samples except surface samples, taken up to a depth of 6.5 feet bgs were tested for oil and grease.

Samples, except the surface samples, collected from borings B1-3, B1-4, B1-6, and B1-10 and the groundwater samples were tested for volatile organic compounds (TCE, PCE, TCA, and vinyl chloride) by EPA Method 8010.

Two QA/QC samples from each site were analyzed for VOCs. Each site had an equipment rinse blank and a trip blank was analyzed for VOCs. All samples were analyzed at standard turnaround time.

#### ***2.4 Disposition of Investigation Derived Waste***

Soil cuttings and equipment rinsate generated during drilling were placed in new DOT approved 55-gallon drums for temporary storage at each of the sites. All drums were fitted with a gasket lid, and then closed with a bolted sealing ring. The rings were tightened so that the contents of the drums are secure from spillage. Each drum was labeled with its contents, origin of contents and date generated. Waste soil will be profiled using the analytical results from the soil sampling and if possible, disposed of as non-hazardous waste at a sanitary landfill. Waste water will be profiled as non-hazardous waste, removed from the site, and recycled.

## **3.0 Investigation Results**

---

### **3.1 Site Geology**

#### **3.1.1 Oakland Site**

Subsurface materials encountered during drilling at the Oakland site generally consisted of 1 to 2-feet of fill materials overlying alluvial deposits. The fill material was typically asphalt and road base. Alluvial deposits generally consisting of poorly graded (90 to 100 % fine-grained), medium dense sand, were encountered to the maximum depth drilled of 23 feet. Groundwater was initially encountered at depths ranging from 15 feet (numerous borings) to 22 feet (B1-4 and B1-6). Borings logs for the field investigation are presented in Appendix B.

#### **3.1.2 Hayward Site**

Subsurface materials encountered during drilling at the Hayward site generally consisted of alluvial soils overlying serpentine bedrock. Alluvial deposits generally consisted of silty sands to sand with silt overlying a clay deposit which often exceeded 10-feet thick. The bottom of the clay unit is in contact with the serpentine bedrock. The upper portion of the bedrock is often weathered and soft, but in at least one boring became fresh and very dense within four feet.

### **3.2 Analytical Results**

The results of laboratory analysis of soil and groundwater samples are summarized on Table 1 through 4. Boring locations and detected analytes for each site are posted on Figures 3 and 4. Laboratory reports and chain-of-custody records are presented in Appendix C.

#### **3.2.1 Oakland Site**

Laboratory analysis of soil and groundwater samples at the Oakland site revealed the following:

##### Petroleum Hydrocarbons

- TPH-Gasoline:
- Soil samples collected from 78, 126, and 174-inches from all 11 borings;
  - Groundwater samples collected from B1-4, B1-6, B1-8, and B1-11;
  - Soil samples from borings B1-1 through B1-10 were ND (not detected);
  - Boring B11 revealed 1,100 ppm at 126-inches and 13 ppm at 174-inches;*

*-Groundwater sample collected from B1-11 revealed 1,700 ppb gasoline and 51 ppb benzene.*

TPH-Diesel: -Soil samples collected from 78, 126, and 174-inches from all 11 borings;  
-Groundwater samples were collected from B1-4, B1-6, B1-8, and B1-11;  
-Soil samples collected from borings B1-1 through B1-11 were ND;  
-Groundwater samples were ND.

Oil & Grease: -Soil samples collected from 6, 30, and 78-inches from all 11 borings;  
-Samples from borings B1-1 through B1-11 were ND.

#### Halogenated Volatile Organics

EPA Method 8010: -Soil samples were collected from 6, 30, 78, 126, and 174-inches from borings B1-3, B1-4, B1-6, and B1-10;  
-Groundwater samples were collected from B1-4, B1-6, B1-8, and B1-11;  
-Soil samples were ND;  
-Groundwater samples from borings B1-4, B1-6, and B1-8 were ND;  
*-Groundwater sample from boring B1-11 revealed 5.4 ppb of 1,2-Dichloroethane and 0.9 ppb 1,2-Dichloropropane.*

#### Total Lead, STLC Lead, and pH

Total Lead: -Soil samples collected from 1, 6, 30, and 78-inches from all borings;  
-Lead concentrations did not exceed the TTLC value; but  
-12 samples collected from 1 and 6-inches revealed a concentration greater than 10 times the STLC value of 5 mg/L (ranging from 59 to 397 ppm).

STLC Lead *-The results of the WET revealed that six samples (ranging from 5.5 to 24 mg/L) exceeded the STLC limit of 5 mg/L.*

pH - Soil samples collected from borings B1-1, B1-7, B1-10, and B1-11; and  
- pH ranged from 6.3 to 7.9.

### 3.2.2 Hayward Site

Laboratory analysis of soil samples at the Hayward site revealed the following:

#### Petroleum Hydrocarbons

TPH-Gasoline:       -Soil samples collected from 78, 126, and 174-inches from borings B2-2 through B2-9 (B2-1 hit refusal at 72-inches);  
                          -No groundwater samples were collected;  
                          -Soil samples from all borings were ND for gasoline and BTEX.

TPH-Diesel:         -Soil samples collected from 78, 126, and 174-inches from borings B2-2 through B2-9 (B2-1 hit refusal at 72-inches);  
                          -Soil samples from all borings were ND.

Oil Greases:        -Soil samples typically collected from 6, 30, and 78-inches from all borings;  
                          -Soil samples from borings B2-2 were ND;  
                          -*Soil samples from borings B2-1, and B2-3 through B2-9 revealed concentrations ranging from 60 to 480 ppm.*

#### Total Lead and STLC Lead

Total Lead:         -Soil samples were collected from 1, 6, 30, and 78-inches from all borings;  
                          -Lead concentrations did not exceed the TTLC value; but,  
                          -1 surface soil sample collected from 1-inch at B2-4 revealed a concentration greater than 10 times the STLC value (92 ppm).

STLC Lead           -The results of the WET revealed that the soluble concentration (3.5 mg/L) did not exceed the STLC (5 mg/L).

#### **4.0 Data Evaluation**

---

At the Oakland site, TPH-gasoline was detected at boring location B1-11 in both soil and groundwater. Analysis of soil sample, B1-11-126, detected 1,100 mg/kg of gasoline. This sample was collected approximately 1 meter from the shallow groundwater surface. Typical clean-up levels for gasoline impacted soil in close proximity to groundwater range from ND to 100 ppm.

Analysis of the groundwater sample, B1-11-GW, detected 1,700 ppb gasoline and 51 ppb benzene. The California Department of Health Services provides Primary MCLs (maximum contaminant levels) for Drinking Water Standards and lists benzene at 1 ppb. MCLs are not listed for gasoline. The sample, B1-11-GW, also contained 5.4 ppb of 1,2-Dichloroethane (1,2-DCA) and 0.9 ppb 1,2-Dichloropropane. The Primary MCLs for 1,2-DCA and 1,2-Dichloropropane are listed as 0.5 ppb and 5.0 ppb, respectively in the Water Quality Goals by the RWQCB (1993).

Potentially hazardous lead concentrations were encountered within the top six-inches at (6) soil boring locations at the Oakland site. Excavated soil with lead concentrations above the STLC value of 5 mg/L is considered a hazardous waste by the California Environmental Protection Agency (Cal-EPA). As a result, shallow soil excavated from these areas would require special handling and disposal as a hazardous waste.

At the Hayward site, concentrations of Oil and Grease ranging from 60 to 480 mg/kg were encountered at depths varying 0 to 6 feet at nearly every boring location. Clean-up levels for Oil and Grease impacted soil could range from background to 1,000 mg/kg, based on distance to groundwater and site development plans.

## **5.0 Conclusions and Recommendations**

---

Based on the laboratory results, current regulatory guidelines, and the judgement of IT the following conclusions and recommendations are offered.

### **5.1 Oakland Site**

Elevated concentrations of TPH-gasoline in soil and groundwater have been encountered near boring B1-11. Analysis of soil sample B1-11-126 detected 1,100 ppm TPH-gasoline. Analysis of groundwater sample B1-11-GW detected 1,700 ppb TPH-gasoline and 51 ppb benzene. This benzene concentration exceeds MCLs for drinking water.

In addition, analysis of groundwater sample B1-11-GW detected VOCs 1,2-Dichloroethane at 5.4 ppb and 1,2-Dichloropropane at 0.9 ppb. This concentration of 1,2-DCA exceeds the MCLs. Additional investigation would be required to assess the lateral and vertical extent of impacts to soil and groundwater. Given the sandy soils and shallow groundwater at the site, the extent could be evaluated quickly by groundwater sampling with a Direct Push Drilling program. It is likely that the RWQCB will want to confirm the presence of impact to the groundwater with the installation of a groundwater monitoring well.

### **5.2 Hayward Site**

Concentrations of Oil and Grease ranging from 60 to 480 mg/kg were encountered at the Hayward site. Oil and Grease analysis was conducted on samples collected from 6- to 174-inches, and the highest concentration (480 mg/kg) was reported from 12-inches at boring B2-8. Previous investigation (1995) encountered Oil and Grease concentrations of 7,200 mg/kg at 17 feet at a location near boring B2-3. Analytical results from B2-3 indicate that the source for the high concentrations found at one location in 1995 is elsewhere. A indication of the nature of the Oil and Grease found previously at 17 feet bgs comes from sample B2-2-174. When analyzed for TPH-D, the laboratory indicated that TPH as motor oil was present.

Low levels of Oil and Grease were encountered in near surface soils (0-6 feet) during this investigation and in our judgement the regulatory community would likely not require active remediation. Further assessment may be required to confirm or better understand the origin and extent of the presence of Oil and Grease at higher concentrations at depth. This may be

accomplished by reviewing the data with the appropriate regulatory agencies. If additional site assessment is conducted, LUFT Method 8015 for TPH-motor oil should be included for soil samples collected at deeper depths.

TABLE 1  
RESULTS OF SOIL AND GROUNDWATER ANALYSIS  
PETROLEUM HYDROCARBONS  
CAL TRANS - OAKLAND SITE

SAMPLE	DATE	SOIL	TPH-G	TPH-D	OIL &	BENZENE	TOLUENE	ETHYL	XYLENES
		DEPTH			GREASE			BENZENE	
		inches	mg/kg	mg/kg	mg/kg	mg/kg	mg/kg	mg/kg	mg/kg
B1-1-6	10/16/96	6			80				
B1-1-30	10/16/96	30			ND				
B1-1-78	10/16/96	78	ND	ND	ND	ND	ND	ND	ND
B1-1-126	10/16/96	126	ND	ND		ND	ND	ND	ND
B1-1-174	10/16/96	174	ND	ND		ND	ND	ND	ND
B1-2-6	10/16/96	6			ND				
B1-2-30	10/16/96	30			ND				
B1-2-78	10/16/96	78	ND	ND	60	ND	ND	ND	ND
B1-2-126	10/16/96	126	ND	ND		ND	ND	ND	ND
B1-2-174	10/16/96	174	ND	ND		ND	ND	ND	ND
B1-3-6	10/16/96	6			ND				
B1-3-30	10/16/96	30			ND				
B1-3-78	10/16/96	78	ND	ND	60	ND	ND	ND	ND
B1-3-126	10/16/96	126	ND	ND		ND	ND	ND	ND
B1-3-174	10/16/96	174	ND	ND		ND	ND	ND	ND
B1-4-6	10/16/96	6			ND				
B1-4-30	10/16/96	30			ND				
B1-4-78	10/16/96	78	ND	ND	ND	ND	ND	ND	ND
B1-4-126	10/16/96	126	ND	ND		ND	ND	ND	ND
B1-4-174	10/16/96	174	ND	ND		ND	ND	ND	ND
B1-5-6	10/16/96	6			60				
B1-5-30	10/16/96	30			ND				
B1-5-78	10/16/96	78	ND	ND	60	ND	ND	ND	ND
B1-5-126	10/16/96	126	ND	ND		ND	ND	ND	ND
B1-5-174	10/16/96	174	ND	ND		ND	ND	ND	ND
B1-6-6	10/16/96	6			ND				
B1-6-30	10/16/96	30			ND				
B1-6-78	10/16/96	78	ND	ND	80	ND	ND	ND	ND
B1-6-126	10/16/96	126	ND	ND		ND	ND	ND	ND
B1-6-174	10/16/96	174	ND	ND		ND	ND	ND	ND
B1-7-6	10/16/96	6			60				
B1-7-30	10/16/96	30			ND				
B1-7-78	10/16/96	78	ND	ND	ND	ND	ND	ND	ND
B1-7-126	10/16/96	126	ND	ND		ND	ND	ND	ND
B1-7-174	10/16/96	174	ND	ND		ND	ND	ND	ND
B1-8-6	10/16/96	6			ND				
B1-8-30	10/16/96	30			ND				
B1-8-78	10/16/96	78	ND	ND	60	ND	ND	ND	ND
B1-8-126	10/16/96	126	ND	ND		ND	ND	ND	ND
B1-8-174	10/16/96	174	ND	ND		ND	ND	ND	ND
B1-9-6	10/16/96	6			80				
B1-9-30	10/16/96	30			ND				
B1-9-78	10/16/96	78	ND	ND	ND	ND	ND	ND	ND
B1-9-126	10/16/96	126	ND	ND		ND	ND	ND	ND
B1-9-174	10/16/96	174	ND	ND		ND	ND	ND	ND
B1-10-6	10/16/96	6			80				
B1-10-30	10/16/96	30			ND				
B1-10-78	10/16/96	78	ND	ND	ND	ND	ND	ND	ND
B1-10-126	10/16/96	126	ND	ND		ND	ND	ND	ND
B1-10-174	10/16/96	174	ND	ND		ND	ND	ND	ND
B1-11-6	10/16/96	6			ND				
B1-11-30	10/16/96	30			60				
B1-11-78	10/16/96	78	ND	ND	ND	ND	ND	ND	ND
B1-11-126	10/16/96	126	1100	ND *		2.6	34	25	140
B1-11-174	10/16/96	174	13	ND		0.2	1.2	ND	0.42

continued on next page



TABLE 1  
RESULTS OF SOIL AND GROUNDWATER ANALYSIS  
PETROLEUM HYDROCARBONS  
CAL TRANS - OAKLAND SITE

CONTINUED									
SAMPLE	DATE	MATRIX	TPH-G ug/L	TPH-D ug/L	OIL &			ETHYL	
					GREASE ug/L	BENZENE ug/L	TOLUENE ug/L	BENZENE ug/L	XYLENES ug/L
B1-4-GW	10/16/96	WATER	ND	ND		ND	ND	ND	ND
B1-4-GW(DUP)	10/18/96	WATER	ND			ND	ND	ND	ND
B1-6-GW	10/16/96	WATER	ND	ND		ND	ND	ND	ND
B1-8-GW	10/16/96	WATER	ND	ND		ND	1.1	ND	2.3
B1-11-GW	10/16/96	WATER	1700	ND **		51	200	59	290
B1-11-GW(DUP)	10/16/96	WATER		ND ***					
NOTES:									
mg/kg = miligrams per kilogram (approximately equivalent to parts per million, ppm)									
ug/L = micrograms per liter (approximately equivalent to parts per billion)									
* hydrocarbon nontypical for diesel present at 58 ppm									
** hydrocarbon nontypical for diesel present at 1100 ppb									
*** hydrocarbon nontypical for diesel present at 970 ppb									

**TABLE 2  
RESULTS OF SOIL ANALYSIS  
PETROLEUM HYDROCARBONS  
CAL TRANS - HAYWARD SITE**

SAMPLE	DATE	SOIL	TPH-G	TPH-D	OIL &			ETHYL	
		DEPTH			GREASE	BENZENE	TOLUENE	BENZENE	XYLENES
		inches	mg/kg	mg/kg	mg/kg	mg/kg	mg/kg	mg/kg	mg/kg
B2-1-6	10/15/96	6			80				
B2-1-30	10/15/96	30			ND				
B2-2-6	10/15/96	6			ND				
B2-2-30	10/15/96	30			ND				
B2-2-78	10/15/96	78	ND	ND	ND	ND	ND	ND	ND
B2-2-126	10/15/96	126	ND	ND		ND	ND	ND	ND
B2-2-174	10/15/96	174	ND	ND *		ND	ND	ND	ND
B2-3-6	10/15/96	6			ND				
B2-3-30	10/15/96	30			80				
B2-3-78	10/15/96	78	ND	ND	ND	ND	ND	ND	ND
B2-3-126	10/15/96	126	ND	ND		ND	ND	ND	ND
B2-3-174	10/15/96	174	ND	ND		ND	ND	ND	ND
B2-4-6	10/15/96	6			280				
B2-4-30	10/15/96	30			ND				
B2-4-78	10/15/96	78	ND	ND	ND	ND	ND	ND	ND
B2-4-126	10/15/96	126	ND	ND		ND	ND	ND	ND
B2-5-6	10/15/96	6			ND				
B2-5-30	10/15/96	30			ND				
B2-5-78	10/15/96	78	ND	ND	180	ND	ND	ND	ND
B2-5-126	10/15/96	126	ND	ND		ND	ND	ND	ND
B2-5-174	10/15/96	174	ND	ND		ND	ND	ND	ND
B2-6-6	10/15/96	6			200				
B2-6-30	10/15/96	30			120				
B2-6-78	10/15/96	78	ND	ND	80	ND	ND	ND	ND
B2-6-126	10/15/96	126	ND	ND		ND	ND	ND	ND
B2-6-174	10/15/96	174	ND	ND		ND	ND	ND	ND
B2-7-6	10/15/96	6			120				
B2-7-30	10/15/96	30			60				
B2-7-78	10/15/96	78	ND	ND	100	ND	ND	ND	ND
B2-7-126	10/15/96	126	ND	ND		ND	ND	ND	ND
B2-7-174	10/15/96	174	ND	ND		ND	ND	ND	ND
B2-8-12	10/15/96	12			480				
B2-8-78	10/15/96	78	ND	ND	60	ND	ND	ND	ND
B2-8-126	10/15/96	126	ND	ND		ND	ND	ND	ND
B2-8-174	10/15/96	174	ND	ND		ND	ND	ND	ND
B2-9-6	10/15/96	6			140				
B2-9-30	10/15/96	30			ND				
B2-9-78	10/15/96	78	ND	ND	160	ND	ND	ND	ND
B2-9-126	10/15/96	126	ND	ND		ND	ND	ND	ND
B2-9-174	10/15/96	174	ND	ND		ND	ND	ND	ND
NOTES:									
mg/kg = milligrams per kilogram (approximately equivalent to parts per million, ppm)									
ND = Compound not detected at or above the method detection limit									
* TPHmotor oil is present									

TABLE 3  
RESULTS OF SOIL AND GROUNDWATER ANALYSIS  
HALOGENATED VOLATILE ORGANICS  
CAL TRANS - OAKLAND SITE

SAMPLE	DATE	DEPTH	8010	1,2 -Dichloroethane	1,2 -Dichloropropane
		feet		ug/L	ug/L
B1-3-6	10/16/96	6	ND		
B1-3-30	10/16/96	30	ND		
B1-3-78	10/16/96	78	ND		
B1-3-126	10/16/96	126	ND		
B1-3-174	10/16/96	174	ND		
B1-4-6	10/16/96	6	ND		
B1-4-30	10/16/96	30	ND		
B1-4-78	10/16/96	78	ND		
B1-4-126	10/16/96	126	ND		
B1-4-174	10/16/96	174	ND		
B1-6-6	10/16/96	6	ND		
B1-6-30	10/16/96	30	ND		
B1-6-78	10/16/96	78	ND		
B1-6-126	10/16/96	126	ND		
B1-6-174	10/16/96	174	ND		
B1-10-6	10/16/96	6	ND		
B1-10-30	10/16/96	30	ND		
B1-10-78	10/16/96	78	ND		
B1-10-126	10/16/96	126	ND		
B1-10-174	10/16/96	174	ND		
B1-4-GW	10/16/96	WATER	ND		
B1-6-GW	10/16/96	WATER	ND		
B1-8-GW	10/16/96	WATER	ND		
B1-8-GW(DUP)	10/16/96	WATER	ND		
B1-11-GW	10/16/96	WATER		5.4	0.9
CALTOAK-ER	10/16/96	WATER	ND		
10-16-96-TB	10/16/96	WATER	ND		
CALTHAY-ER	10/15/96	WATER	ND		
10-15-96-TB	10/15/96	WATER	ND		
NOTES:					
ug/L = Microgram per liter (approximately equivalent to parts per billion, ppb)					
ND = 8010 compounds not detected at or above reporting limits.					
ER = Equipment rinsate sample					
TB = Trip blank sample					
DUP = Duplicate sample					

**TABLE 4  
RESULTS OF SOIL ANALYSIS  
LEAD AND pH  
CAL TRANS - OAKLAND AND HAYWARD SITES**

SAMPLE	DATE	SOIL DEPTH	EPA METHOD 6010	EPA METHOD 6010	EPA METHOD 6010	pH
			TTLIC LEAD mg/kg	STLC LEAD mg/L	TCLP LEAD mg/L	
B1-1-6	10/16/96	6	149	11	0.55	
B1-1-30	10/16/96	30	2.9			7.4
B1-1-78	10/16/96	78	2.9			
B1-2-1	10/16/96	1	138	5.5	0.22	
B1-2-6	10/16/96	6	397	10	0.23	
B1-2-30	10/16/96	30	ND			
B1-2-78	10/16/96	78	ND			
B1-3-6	10/16/96	6	172	14	0.34	
B1-3-30	10/16/96	30	2.3			
B1-3-78	10/16/96	78	3.4			
B1-4-6	10/16/96	6	44			
B1-4-30	10/16/96	30	2.5			
B1-4-78	10/16/96	78	313	ND		
B1-5-1	10/16/96	1	23			
B1-5-6	10/16/96	6	149	15	0.32	
B1-5-30	10/16/96	30	2.7			
B1-5-78	10/16/96	78	3.1			
B1-6-6	10/16/96	6	395	24	ND	
B1-6-30	10/16/96	30	3.3			
B1-6-78	10/16/96	78	2.4			
B1-7-6	10/16/96	6	62	1.9		
B1-7-30	10/16/96	30	2.5			6.3
B1-7-78	10/16/96	78	4			
B1-8-1	10/16/96	1	84	3.6		
B1-8-6	10/16/96	6	ND			
B1-8-30	10/16/96	30	ND			
B1-9-1	10/16/96	1	84	4.7		
B1-9-6	10/16/96	6	59	3.9		
B1-9-30	10/16/96	30	2.6			
B1-9-78	10/16/96	78	ND			
B1-10-6	10/16/96	6	23			
B1-10-30	10/16/96	30	4.1			7.9
B1-10-78	10/16/96	78	ND			
B1-11-6	10/16/96	6	2			
B1-11-30	10/16/96	30	2.6			6.8
B1-11-78	10/16/96	78	3			
			continued on next page			

**TABLE 4  
RESULTS OF SOIL ANALYSIS  
LEAD AND pH  
CAL TRANS - OAKLAND AND HAYWARD SITES**

CONTINUED						
SAMPLE	DATE	SOIL DEPTH	EPA METHOD 6010	EPA METHOD 6010	EPA METHOD 6010	pH
			TTLIC LEAD mg/kg	STLC LEAD mg/L	TCLP LEAD mg/L	
B2-1-1	10/15/96	1	46			
B2-1-6	10/15/96	6	4			
B2-1-30	10/15/96	30	ND			
B2-2-6	10/15/96	6	ND			
B2-2-30	10/15/96	30	ND			
B2-2-78	10/15/96	78	ND			
B2-3-6	10/15/96	6	8.6			
B2-3-30	10/15/96	30	ND			
B2-3-78	10/15/96	78	ND			
B2-4-1	10/15/96	1	92	3.5		
B2-4-6	10/15/96	6	ND			
B2-4-30	10/15/96	30	ND			
B2-4-78	10/15/96	78	ND			
B2-5-6	10/15/96	6	ND			
B2-5-30	10/15/96	30	3.9			
B2-5-78	10/15/96	78	18			
B2-6-6	10/15/96	6	ND			
B2-6-30	10/15/96	30	ND			
B2-6-78	10/15/96	78	42			
B2-7-1	10/15/96	1	27			
B2-7-6	10/15/96	6	12			
B2-7-30	10/15/96	30	ND			
B2-7-78	10/15/96	78	ND			
B2-8-12	10/15/96	12	20			
B2-8-78	10/15/96	78	18			
B2-9-1	10/15/96	1	33			
B2-9-6	10/15/96	6	6.7			
B2-9-30	10/15/96	30	ND			
B2-9-78	10/15/96	78	11			
NOTES:						
mg/kg = miligrams per kilogram (approximately equivalent to parts per million, ppm)						
mg/L = miligrams per Liter (approximately equivalent to parts per million, ppm), leachate matrix						
ND = Compound not detected at or above the method detection limit						

DRAWN BY	BJ	CHECKED BY	RVS 12/2/96	DRAWING NUMBER	769025-A3
	10-8-96		MDM 12-2-96		

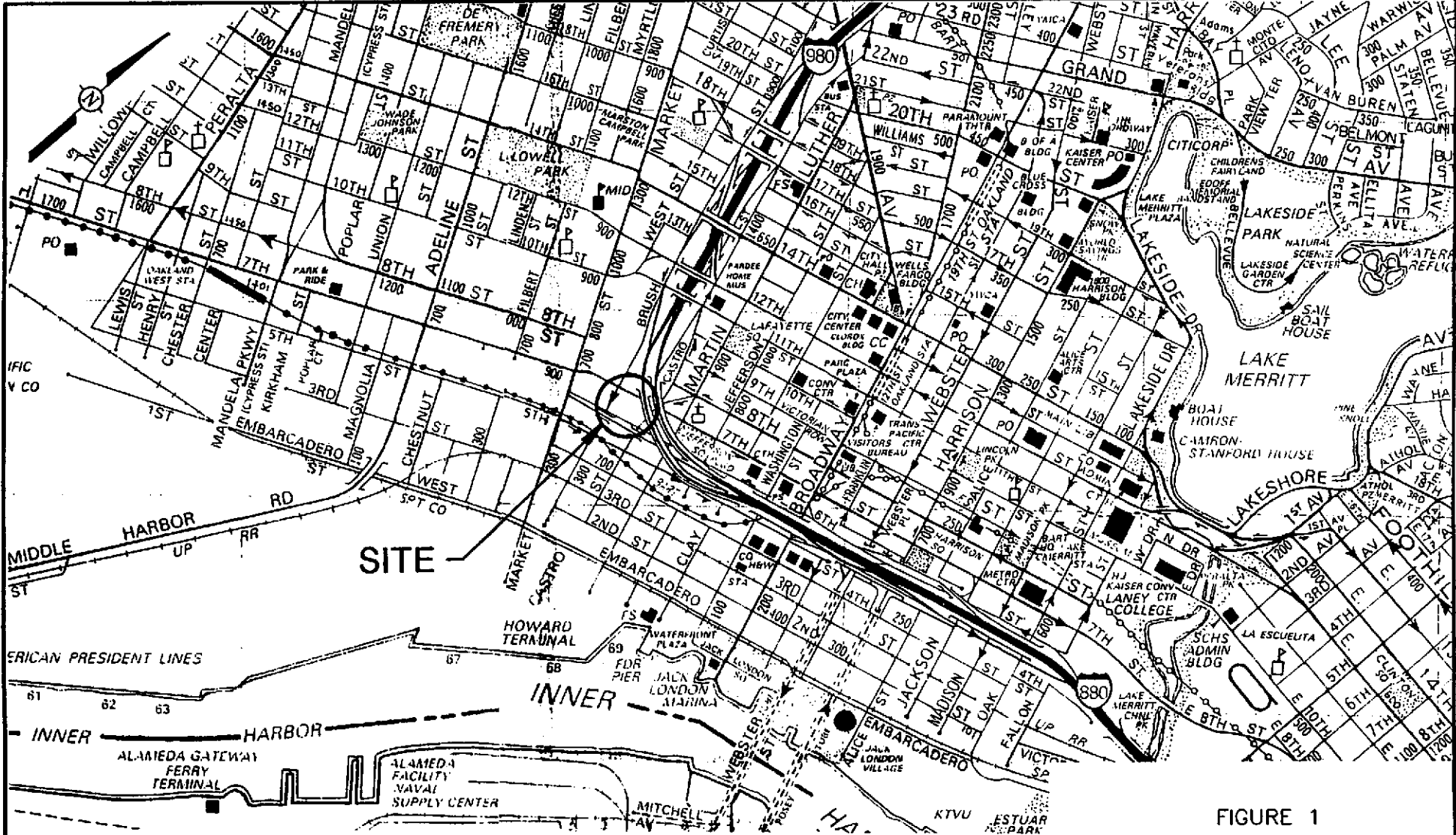
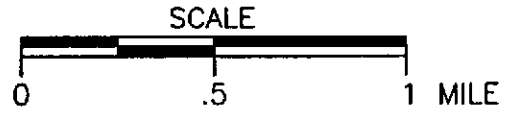


FIGURE 1  
 SITE LOCATION MAP  
 OAKLAND SITE  
 6TH STREET & CASTRO STREET  
 PREPARED FOR  
 CAL TRANS - DISTRICT 4  
**IT** INTERNATIONAL  
 TECHNOLOGY  
 CORPORATION

**NOTE:** SOURCE-CAL TRANS TASK ORDER #04-952137-03.

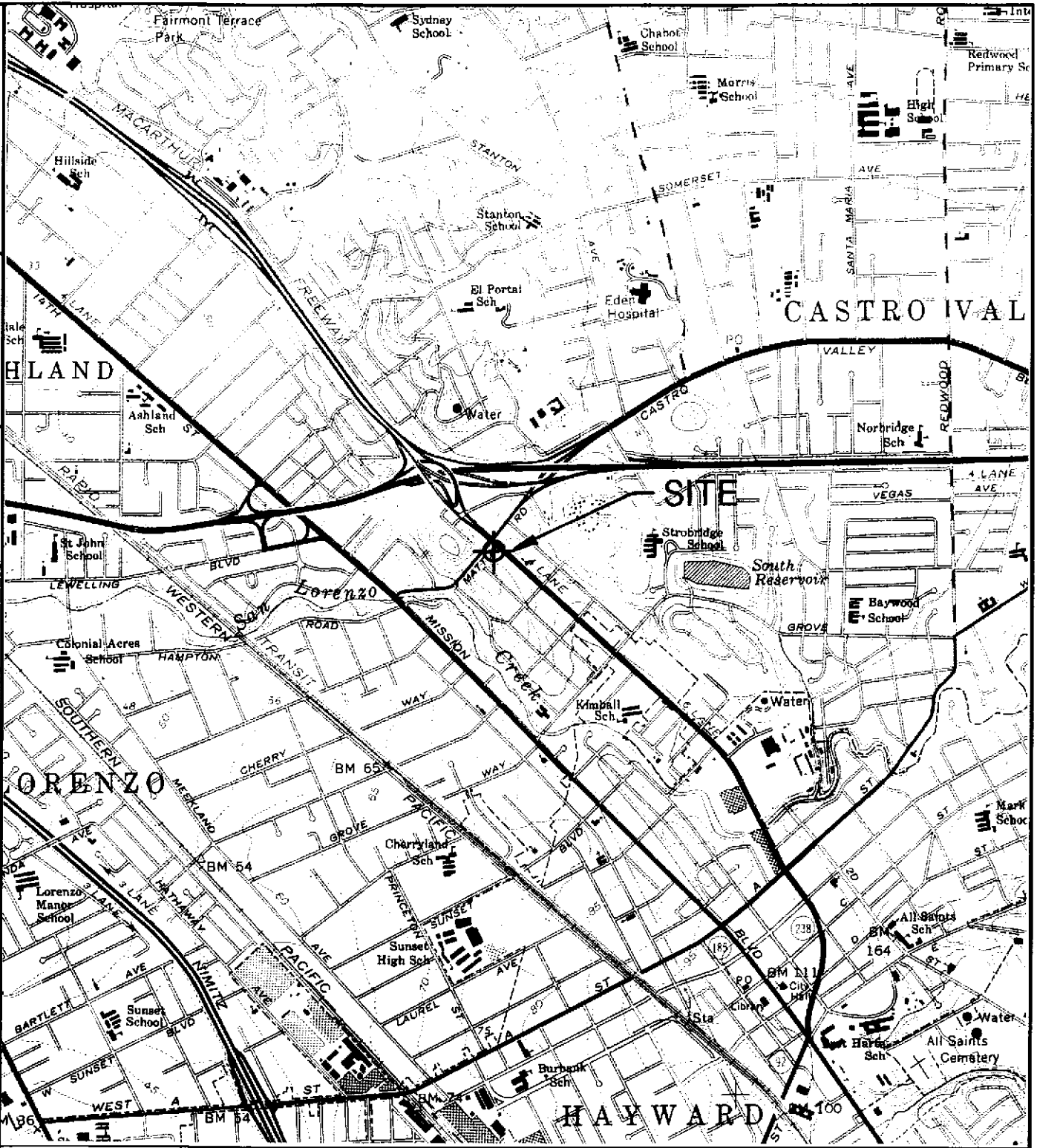
REFERENCE:  
 THOMAS BROS. MAPS  
 1995 EDITION  
 SCALE 1:1/4 MILE



DRAWING NUMBER 769025-A1

CHECKED BY BJA APPROVED BY 10-8-96

DRAWN BY



NOTE: SOURCE-CAL TRANS TASK ORDER #04-952137-03.

REFERENCE:  
 USGS 7.5' QUAD "HAYWARD, CALIF."  
 DATED:1959, PHOTOREVISED:1980  
 SCALE 1:2400

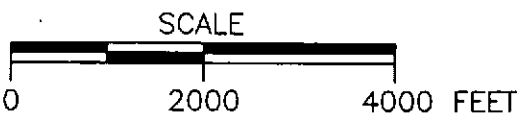


FIGURE 2  
 SITE LOCATION MAP  
 HAYWARD SITE  
 FOOTHILL BLVD. & MATTOX RD.  
 PREPARED FOR  
 CAL TRANS - DISTRICT 4



DRAWING NUMBER 769025-A5  
 CHECKED BY EJS 12/2/96  
 APPROVED BY ADM 12-2-96  
 DRAWN BY BJ 12-3-96

**GROUNDWATER**  
 5.4 ppb 1,2-Dichloroethane  
 0.9 ppb 1,2-Dichloropropane  
 1,700 ppb TPH-g  
 51 ppb Benzene  
 200 ppb Toluene  
 59 ppb Ethyl Benzene  
 290 ppb Xylenes

**SOIL**  
 30": 60 ppm O&G  
 126": 1,100 ppm TPH-g  
 2.6 ppm Benzene  
 34 ppm Toluene  
 25 ppm Ethyl Benzene  
 140 ppm Xylenes  
 124": 13 ppm TPH-g  
 0.2 ppm Benzene  
 1.2 ppm Toluene  
 0.4 ppm Xylenes

**GROUNDWATER**  
 1.1 ppb Toluene  
 2.3 ppb Xylenes

**SOIL**  
 1": 84 ppm Total Pb  
 3.6 ppm STLC Pb  
 78": 60 ppm O&G

**SOIL**  
 6": 62 ppm Total Pb  
 1.9 ppm STLC Pb  
 60 ppm O&G

**SOIL**  
 6": 149 ppm Total Pb  
 15 ppm STLC Pb  
 60 ppm O&G  
 78": 60 ppm O&G

**SOIL**  
 6": 149 ppm Total Pb  
 11 ppm STLC Pb  
 80 ppm O&G

**SOIL**  
 1": 138 ppm Total Pb  
 5.5 ppm STLC Pb  
 6": 397 ppm Total Pb  
 10 ppm STLC Pb  
 78": 60 ppm O&G

**SOIL**  
 6": 80 ppm O&G

**SOIL**  
 1": 84 ppm Total Pb  
 4.7 ppm STLC Pb  
 6": 59 ppm Total Pb  
 3.9 ppm STLC Pb  
 80 ppm O&G

**SOIL**  
 6": 395 ppm Total Pb  
 24 ppm STLC Pb  
 78": 80 ppm O&G

**SOIL**  
 78": 313 ppm Total Pb  
 ND STLC Pb

**SOIL**  
 6": 172 ppm Total Pb  
 14 ppm STLC Pb  
 78": 60 ppm O&G

BRUSH STREET

GATE

B1-11

B1-10

B1-9

B1-8

B1-7

B1-6

B1-5

B1-4

B1-1

B1-2

B1-3

6TH STREET

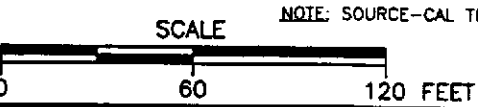
SIDEWALK

7TH STREET

CASTRO STREET

**LEGEND**

- BORING LOCATION
  - TPH-g TOTAL PETROLEUM HYDROCARBONS AS GASOLINE, METHOD 8015
  - SOIL**  
6": 80 ppm O&G
  - TOTAL Pb TOTAL LEAD, METHOD 6010
  - STLC Pb SOLUBLE LIMIT THRESHOLD CONCENTRATION, WASTE EXTRACTION TEST (WET) METHOD
  - ppb PARTS PER BILLION, EQUAL TO MICROGRAMS PER LITRE (µg/l)
  - ppm PARTS PER MILLION, EQUAL TO MILLIGRAMS PER KILOGRAM (mg/kg)
  - O&G OIL AND GREASE, METHOD 5520
- DETECTED ANALYTE  
 ANALYTE CONCENTRATION  
 SAMPLE DEPTH IN INCHES BELOW GROUND SURFACE



NOTE: SOURCE-CAL TRANS TASK ORDER #04-952137-03.

**FIGURE 3**

**BORING LOCATIONS AND DETECTED ANALYTES IN SOIL AND GROUNDWATER**

OAKLAND SITE  
 6TH STREET & CASTRO STREET

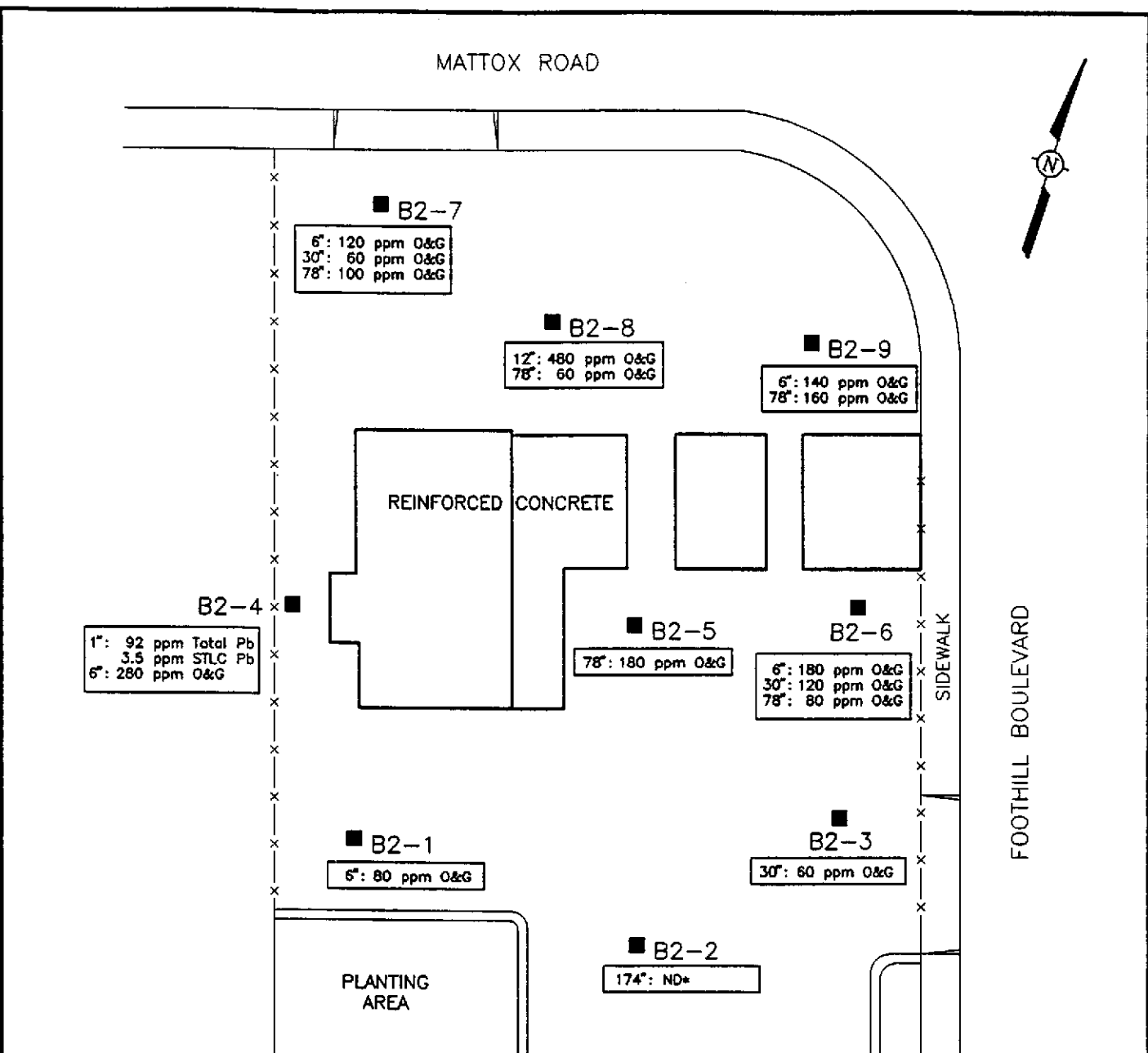
PREPARED FOR  
 CAL TRANS - DISTRICT 4



**INTERNATIONAL TECHNOLOGY CORPORATION**



DRAWING NUMBER 769025-A6  
 CHECKED BY KDS 12/2/96  
 APPROVED BY MDM 12-2-96  
 SJZ 11-26-96  
 DRAWN BY



**LEGEND**

■ BORING LOCATIONS

SOIL  
 78": 180 ppm O&G

↑ ANALYTE CONCENTRATION  
 ↑ DETECTED ANALYTE

SAMPLE DEPTH IN INCHES BELOW GROUND SURFACE

O&G OIL AND GREASE, METHOD 5520  
 Total Pb TOTAL LEAD, METHOD 6010

STLC Pb SOLUBLE LIMIT THRESHOLD CONCENTRATION LEAD, WASTE EXTRACTION TEST (WET) METHOD

ND\* TARGET ANALYTES NOT DETECTED AT OR ABOVE DETECTION LIMIT; HOWEVER, UNQUANTIFIED TPH-MOTOR OIL IS PRESENT

ppm PARTS PER MILLION, EQUAL TO MILLIGRAMS PER KILOGRAM (mg/kg)

NOTE: SOURCE-CAL TRANS ORDER #04-952137-03.

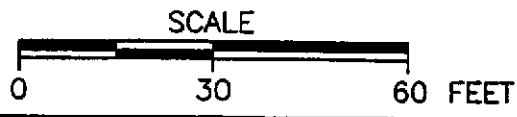


FIGURE 4  
 BORING LOCATIONS AND DETECTED ANALYTES IN SOIL  
 HAYWARD SITE  
 FOOTHILL BLVD. & MATTOX RD.  
 PREPARED FOR

CAL TRANS - DISTRICT 4  
 INTERNATIONAL TECHNOLOGY CORPORATION

10/07/96 MON 08:24 FAX 916 361 3047

IT CORPORATION / MATHER

00:



# ZONE 7 WATER AGENCY

5997 PARKSIDE DRIVE

PLEASANTON, CALIFORNIA 94588

VOICE (510) 484-2600

FAX (510) 462-3914

ATT: WYMAN HONG

## DRILLING PERMIT APPLICATION

**FOR APPLICANT TO COMPLETE**

**FOR OFFICE USE**

LOCATION OF PROJECT Property located at the corner of Mather Road and Foothill Boulevard, Hayward, CA

PERMIT NUMBER 96746  
LOCATION NUMBER \_\_\_\_\_

### CLIENT

Name CALTRANS DISTRICT 4  
Address P.O. BOX 23600 Voice MIKE FLAKE 510-286-5664  
City OAKLAND CA Zip 94623-0440

### PERMIT CONDITIONS

Circled Permit Requirements Apply

### APPLICANT

Name IT CORPORATION  
MIKE MILLER Fax 916-361-3047  
Address 3634 BARKSEATER ST Voice 916-361-7673  
City MATHER CA Zip 95655

### TYPE OF PROJECT

Well Construction	Geotechnical Investigation
Cathodic Protection _____	General _____
Water Supply _____	Contamination <u>X</u>
Monitoring _____	Well Destruction _____

### PROPOSED WATER SUPPLY WELL USE

Domestic _____	Industrial _____	Other _____
Municipal _____	Irrigation _____	

### DRILLING METHOD:

Mud Rotary _____	Air Rotary _____	Auger <u>X</u>
Cable _____	Other _____	

DRILLER'S LICENSE NO. C57-720904

### WELL PROJECTS

Drill Hole Diameter _____ in.	Maximum _____
Casing Diameter _____ in.	Depth _____ ft.
Surface Seal Depth _____ ft.	Number _____

### GEOTECHNICAL PROJECTS

Number of Borings <u>9</u>	Maximum _____
Hole Diameter <u>6</u> in.	Depth <u>15</u> ft.

ESTIMATED STARTING DATE 10-15-96  
ESTIMATED COMPLETION DATE 10-17-96

I hereby agree to comply with all requirements of this permit and Alameda County Ordinance No. 73-88.

APPLICANT'S SIGNATURE Michael D. Miller Date 10-4-96

### A. GENERAL

1. A permit application should be submitted so as to arrive at Zone 7 office five days prior to proposed starting date.
2. Submit to Zone 7 within 60 days after completion of permit work the original Department of Water Resources Water Well Drillers Report or equivalent for well projects, or drilling log and location sketch for geotechnical projects.

3. Permit is void if project not begun within 90 days of approval.

### B. WATER WELLS, INCLUDING PIEZOMETERS

1. Minimum surface seal thickness is two inches of cement grout placed by tremie.
2. Minimum seal depth is 50 feet for municipal and industrial or 20 feet for domestic and irrigation wells unless a lesser depth is specially approved. Minimum seal depth for monitoring wells is the maximum depth practicable or 20 feet.

3. GEOTECHNICAL. Backfill bore hole with compacted cuttings or heavy bentonite and upper two feet with compacted material. In areas of known or suspected contamination, tremied cement grout shall be used in place of compacted cuttings.

4. CATHODIC. Fill hole above anode zone with concrete placed by tremie.

5. WELL DESTRUCTION. See attached.

Approved Wyman Hong Date 14 Oct  
Wyman Hong



# ZONE 7 WATER AGENCY

5997 PARKSIDE DRIVE

PLEASANTON, CALIFORNIA 94588

VOICE (510) 482-2800

FAX (510) 482-3914

ATTN: WYMAN HONG

## DRILLING PERMIT APPLICATION

FOR APPLICANT TO COMPLETE

FOR OFFICE USE

LOCATION OF PROJECT PROPERTY BOUNDED BY  
6TH ST, CASTRO ST., 7TH ST, AND  
BRUSH STREETS, OAKLAND, CA

PERMIT NUMBER 96747  
LOCATION NUMBER \_\_\_\_\_

CLIENT

Name CALTRANS DISTRICT 4  
Address P.O. Box 23600 Voice MIKE FLAKE-510-281-5664  
City OAKLAND CA Zip 94623-0440

PERMIT CONDITIONS

Circled Permit Requirements Apply

APPLICANT

Name IT CORPORATION  
MIKE MILLER Fax 916-361-3047  
Address 3634 BACKSEATER ST Voice 916-361-7673  
City MATHER CA Zip 95655

TYPE OF PROJECT

Well Construction	_____	Geotechnical Investigation	_____
Cathodic Protection	_____	General	_____
Water Supply	_____	Contamination	<u>X</u>
Monitoring	_____	Well Destruction	_____

PROPOSED WATER SUPPLY WELL USE

Domestic	_____	Industrial	_____	Other	_____
Municipal	_____	Irrigation	_____		

DRILLING METHOD:

Mud Rotary	_____	Air Rotary	_____	Auger	<u>✓</u>
Cable	_____	Other	_____		

DRILLER'S LICENSE NO. C57-720904

WELL PROJECTS

Drill Hole Diameter	_____ in.	Maximum	
Casing Diameter	_____ in.	Depth	_____ ft.
Surface Seal Depth	_____ ft.	Number	_____

GEOTECHNICAL PROJECTS

Number of Borings	<u>11</u>	Maximum	
Hole Diameter	<u>6</u> in.	Depth	<u>15</u> ft.

ESTIMATED STARTING DATE 10-15-96  
ESTIMATED COMPLETION DATE 10-17-96

I hereby agree to comply with all requirements of this permit and Alameda County Ordinance No. 73-68.

APPLICANT'S SIGNATURE Michael D Miller Date 10-4-96

A. GENERAL

1. A permit application should be submitted so as to arrive at Zone 7 office five days prior to proposed starting date.
2. Submit to Zone 7 within 60 days after completion of permit work the original Department of Water Resources Water Well Drillers Report or equivalent for well projects, or drilling log and location sketch for geotechnical projects.
2. Permit is void if project not begun within 90 days of approval date.

B. WATER WELLS, INCLUDING PIEZOMETERS

1. Minimum surface seal thickness is two inches of cement grout placed by tremie.
2. Minimum seal depth is 50 feet for municipal and industrial or 20 feet for domestic and irrigation wells unless a lesser depth is specially approved. Minimum seal depth for monitoring wells is the maximum depth practicable or 20 feet.

C. GEOTECHNICAL. Backfill bore hole with compacted cuttings or heavy bentonite and upper two feet with compacted material. In areas of known or suspected contamination, tremied cement grout shall be used in place of compacted cuttings.

D. CATHODIC. Fill hole above anode zone with concrete placed by tremie.

E. WELL DESTRUCTION. See attached.

Approved Wyman Hong Date 14 Oct  
Wyman Hong

**ENCROACHMENT PERMIT**

TR-0120 (NEW 9/91)

Permit No.

0496-NSV-1945

Dist/Co/Rte/PM

04-Ala-880-31.7

04-Ala-238-14.29

In compliance with (check one):

 Your application of September 16, 1996

\_\_\_\_ Utility Notice No. \_\_\_\_\_ of \_\_\_\_\_

\_\_\_\_ Agreement No. \_\_\_\_\_ of \_\_\_\_\_

\_\_\_\_ R/W Contract No. \_\_\_\_\_ of \_\_\_\_\_

Date

September 18, 1996

Fee Paid

\$

Deposit

\$

Performance Bond Amount (1)

\$

Payment Bond Amount (2)

\$

Bond Company

Bond Number (1)

Bond Number (2)

TO:

IT Corporation  
3634 Backseater Street, Bldg.2389  
Mather, CA 95655

ATTN: Joseph Ramage  
PHONE: (916) 361-7673

, PERMITTEE

and subject to the following, PERMISSION IS HEREBY GRANTED to:

perform soil borings for geotechnical investigation at 6th Street and Castro Street on State Highway 04-Ala-880, Post Mile 31.7 in Oakland, and at Foothill Boulevard and Mattox Road on State Highway 04-Ala-238, Post Mile 14.29 in Hayward.

Two days before work is started under this permit, notice shall be given to, and approval of construction details, operations, public safety, and traffic control shall be obtained from State Representative N. Freitag, 600 Lewelling Blvd., San Leandro, 94579, 510-614-5951, weekdays, between 7:30 AM and 4:00 PM.

Immediately following completion of the work permitted herein, the permittee shall fill out and mail the Notice of completion attached to this permit.

All personnel shall wear hard hats and orange vests, shirts, or jackets as appropriate.

The following attachments are also included as part of this permit.  
(Check applicable):

<input checked="" type="checkbox"/> Yes	<input type="checkbox"/> No	General Provisions
<input type="checkbox"/> Yes	<input checked="" type="checkbox"/> No	Utility Maintenance Provisions
<input type="checkbox"/> Yes	<input checked="" type="checkbox"/> No	Special Provisions
<input type="checkbox"/> Yes	<input checked="" type="checkbox"/> No	A Cal-OSHA permit required prior to beginning work;
		# _____

In addition to fee the permittee will be billed actual costs for:

<input type="checkbox"/> Yes	<input checked="" type="checkbox"/> No	Review
<input type="checkbox"/> Yes	<input checked="" type="checkbox"/> No	Inspection
<input checked="" type="checkbox"/> Yes	<input type="checkbox"/> No	Field Work

(If any Caltrans effort expended)

Yes  No The information in the environmental documentation has been reviewed and considered prior to approval of this permit.

This permit is void unless the work is completed before December 31, 1996

This permit is to be strictly construed and no other work other than specifically mentioned is hereby authorized.

No project work shall be commenced until all other necessary permits and environmental clearances have been obtained.

APPROVED:

Joe Browne, District Director

BY:



G. J. Battaglini, District Permit Engineer

NAME: IT Corporation  
PERMIT #: 0496-NSV-1945  
DATE: September 18, 1996

Permittee shall furnish, place and maintain required signs, safety equipment, and traffic control and warning devices in accordance with the Manual of Traffic Controls published by the Department of Transportation.

No soil borings shall be permitted in roadway pavement.

Before any work is begun which will interrupt the normal flow of public traffic, approval shall be obtained from State's representative, and closures will be as shown on the attached copy of Standard Plan Sheet T-10 and T-11.

The attached freeway traffic control plan shall be used for shoulder closures only.

Unless specifically authorized in this permit, survey markings within the right-of-way shall be temporary. Paint used for markings shall be water soluble and other markers shall be removed upon completion of survey.

Any collected survey data requested by Caltrans shall be furnished to Caltrans without charge.

Permittee shall provide for the safe passage of pedestrians.

Excavation backfill shall be in accordance with State standards and as directed by the State's representative.

Certain details of work authorized hereby are shown on permittee's plan submitted with request for permit.

This work is performed in accordance with Caltrans Contract No.53W202, Hazardous Waste Site Assessments, Investigations and Surveys and Task Order No.04-952137-03.

STATE OF CALIFORNIA - DEPARTMENT OF TRANSPORTATION  
**ENCROACHMENT PERMIT GENERAL PROVISIONS**  
TR-0045 (REV. 9/95)

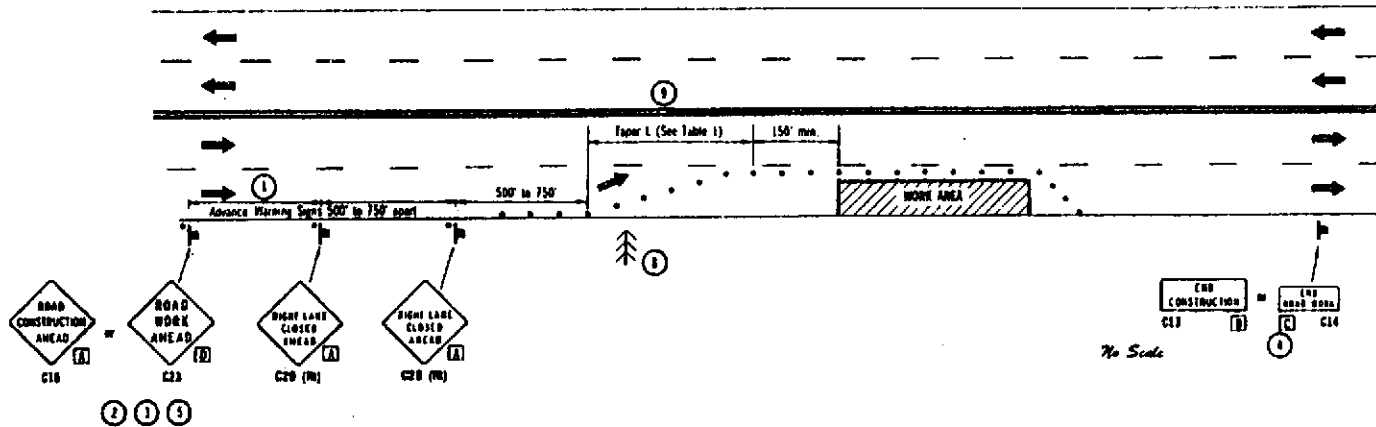
1. **AUTHORITY:** Encroachment permits are issued under the authority given the Department, Div. 1, Chpt. 1, Art. 3 in accordance with Div. 1, Chpt. 3, Art. 1, Sect. 660 to 734 of the Streets and Highways Code.
2. **REVOCAION:** Encroachment permits are revocable on five days' notice, unless otherwise stated on the permit, and except as provided by law for public corporations, franchise holders, and utilities. These General Provisions and the Encroachment Permit Utility Provisions are subject to modification or abrogation at any time. Permittees' joint use agreements, franchise rights, reserved rights, or any other agreements for operating purposes in State highway rights of way are an exception to this revocation.
3. **DENIAL FOR NONPAYMENT OF FEES:** Failure to pay permit fees when due can result in rejection of future applications and denial of permits.
4. **ASSIGNMENT:** No party other than the Permittee or permittees' authorized agent is allowed to work under this permit.
5. **ACCEPTANCE OF PROVISIONS:** Permittee understands and agrees to acceptance of the provisions and all attachments to this permit, for any work to be performed under this permit.
6. **BEGINNING OF WORK:** It is the responsibility of the Permittee to notify the Departments' Representative, two (2) days in advance of the intent to begin work under this permit. Permittee shall notify the Departments' Representative if the work is to be interrupted for a period of five (5) days or more, unless a prearranged continuance of work agreement had been made. All work shall be performed on weekdays during regular work hours, excluding holidays, unless otherwise specified in this permit.
7. **STANDARDS OF CONSTRUCTION:** All work performed within highway rights of way shall conform to recognized construction standards and current Department Standard Specifications, High and Low Risk Facility Specifications, and Utility Special Provisions. Where reference is made to "Contractor and Engineer", these are amended to be read as "Permittee and Department Representative".
8. **INSPECTION AND APPROVAL:** All work shall be subject to monitoring, and inspection. Upon completion of work permittee shall request a final inspection for acceptance and approval by the Department. The local agency permittee shall not give final construction approval to its contractor until the local agency has obtained final acceptance and approval from the Department.
9. **PERMIT AT WORKSITE:** The Permit Package or a copy of, shall be kept at the work site and must be shown upon request to any Department Representative or Law Enforcement Officer. It is a violation of permit conditions and work shall be suspended if the Permit Package is not kept and available at the work site.
10. **CONFLICTING ENCROACHMENTS:** Permittee shall yield start of work, to ongoing prior authorized work adjacent to or within the limits of the project site. When existing encroachments conflict with new work, the Permittee is solely responsible for any and all cost for rearrangements necessary (relocation, alteration or removal of).
11. **PERMITS FROM OTHER AGENCIES:** This permit shall be invalidated if the Permittee has not obtained all permits necessary and required by law, from the Public Utilities Commission of the State of California (PUC), California Occupational Safety and Health Administration (CAL-OSHA), or any other public agency having jurisdiction.
12. **PEDESTRIAN AND BICYCLIST SAFETY:** A safe minimum passageway of 1.21 meter (4') shall be maintained through the work area, where pedestrian or bicycle facilities are existing. At no time shall pedestrians be diverted onto a portion of the street used for vehicular traffic. At locations where safe alternate passageways cannot be provided, appropriate signs and barricades shall be installed at the limits of construction and in advance of the limits of construction at the nearest crosswalk or intersection to detour pedestrians to facilities across the street.
13. **PUBLIC TRAFFIC CONTROL:** Required by law, the Permittee is to provide traffic control protection of warning signs, lights, safety devices and other measures for the safety of the traveling public. Day and Nighttime lane closures shall be in compliance with the Manual of Traffic Controls, Standard Plans and Standard Specifications for traffic control systems. It is not intended, as to third parties, to impose on the permittee any duty or standard of care, greater than or different from, as required by law.
14. **MINIMUM INTERFERENCE WITH TRAFFIC:** Work shall be planned and conducted so as to create the least possible inconvenience to the traveling public, traffic shall not be unreasonably delayed. On conventional highways, Permittee is authorized to place properly attired flagger(s) to stop or warn the traveling public. All flagging procedures shall be in compliance with the Manual of Traffic Controls and Instructions to Flaggers pamphlet.
15. **STORAGE OF EQUIPMENT AND MATERIALS:** Equipment and Material storage in State rights of way shall be in compliance Standard Specifications, Standard Plans and Special Provisions. Where any Permittee obstacle is placed within twelve (12) feet of a lane carrying public traffic, the Permittee shall install temporary railing (Type K).
16. **CARE OF DRAINAGE:** Permittee shall provide alternate drainage for any work interfering with an existing drainage facility in compliance with the Standard Specifications, Standard Plans and/or as directed by the Department's Representative.
17. **RESTORATION AND REPAIRS IN RIGHTS OF WAY:** Permittee is responsible for restoration and repair of State Highway rights of way resulting from permitted work, per State Highway Code, Sections 670 et. seq.
18. **RIGHTS OF WAY CLEAN UP:** Upon completion of work Permittee shall remove entirely and dispose of all scraps, brush, timber, materials, etc., off the rights of way. The aesthetics of the highway shall be as it was before work started.
19. **COST OF WORK:** Unless stated in the permit, or separate written agreement, all costs incurred for work within the State rights of way pursuant to this encroachment permit shall be borne entirely by the Permittee. Permittee hereby waives all claims for indemnification or contribution from the State for any such work.
20. **ACTUAL COST BILLING:** When Permittee is to be billed actual costs, (as indicated on the face of the permit), such costs will be at the currently set hourly rate for encroachment permits.
21. **AS-BUILT PLANS:** When required, Permittee shall submit one (1) set of as-built plans in compliance with Department requirements. Plans shall be submitted within thirty (30) days after completion and approval of work.
22. **PERMITS FOR RECORD PURPOSES ONLY:** When work in rights of way is within an area under a Joint Use Agreement (JUA) or a Consent to Common Use Agreement (CCUA), an Exempt Permit will be issued to the Permittee for the purpose of providing a notice and record of work. All prior rights of the permittee shall be preserved, no new or different rights or obligations are intended to be created. "Notice and Record Purposes Only" shall be stamped across the face of the permit.

TYPICAL LANE CLOSURE

Dist.	County	Route	Post Mile	Sheet No.	Total Sheets

Chief, Division of Traffic Engineering  
 REGISTERED CIVIL ENGINEER  
 January 4, 1988  
 PLANS APPROVAL DATE

State of California  
 Department of Transportation  
 C.D. Banta  
 No. 1000  
 Exp. 12-31-88  
 CIVIL



NOTES:

- Where approach speeds are low, signs may be placed at 300 foot spacing, and in urban areas, closer.
- All warning signs for right lane closures shall be illuminated or reflectorized as specified in the specifications.
- All advance warning sign installations shall be equipped with flags for daytime closures.
- A C13 "END CONSTRUCTION" or C14 "END ROAD WORK" sign, as appropriate, shall be placed at the end of the lane closure unless the end of work area is obvious, or ends within a larger project limits.
- If the C18 (or C29) sign would follow within 2,000 feet of a stationary C18, C23, or C11 "STATE HIGHWAY CONSTRUCTION NEXT" MILES", use a C20 sign for the first advance warning sign.
- All cones used for right lane closures shall be illuminated traffic cones or fitted with 2" reflective sleeves as specified in the specifications.
- Portable delineators, placed at one-half the spacing indicated for traffic cones, may be used in lieu of cones for daytime closures only.
- Flashing arrow sign shall be either Type I or Type II.
- The maximum spacing between cones in a taper shall be approximately as shown in Table 1 and 50 feet maximum spacing on tangents.
- For approach speeds over 50 mph, use the "Traffic Control System For Lane Closure On Freeways And Expressways" plan for lane closure details and requirements.

SIGN PANEL SIZE (Inch)

- (b) 36" x 36"
- (p) 46" x 18"
- (c) 36" x 18"
- (d) 30" x 30"

LEGEND

- Traffic Cone
- ▬ Portable Sign
- ↔ Flashing Arrow Sign
- ← Direction of Travel

TABLE 1 (Taper)

Approach Speed (M.P.H.)	Taper Length (ft) *	Number of Cones for Taper †	Spacing of Cones Along Taper (Feet) ‡
0-25	125	6	25
25-40	300	9	40
40-50	500	13	50
Over 50 and over 10			

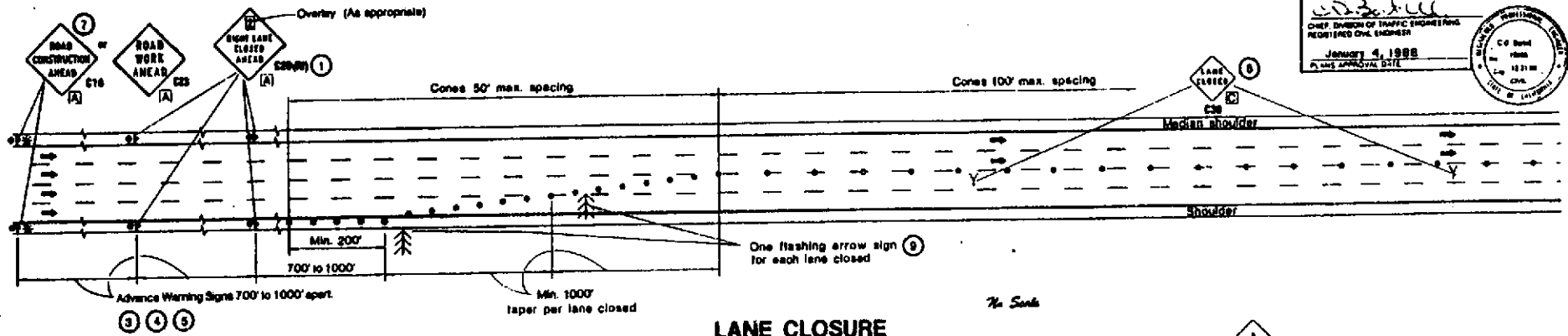
(\*): Based on 12 foot Wide Lane. This column is also appropriate for lane widths less than 12 feet

STATE OF CALIFORNIA  
DEPARTMENT OF TRANSPORTATION

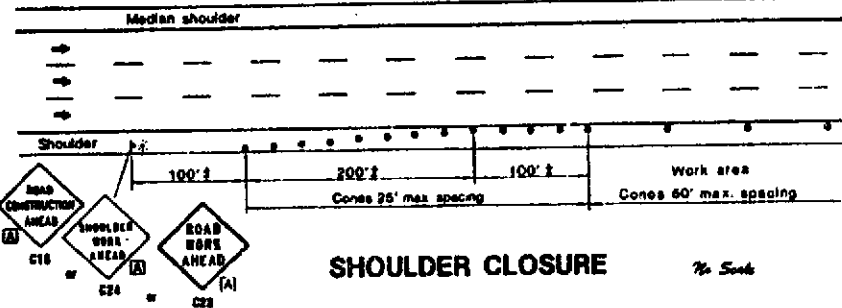
TRAFFIC CONTROL SYSTEM FOR LANE CLOSURE  
ON MULTILANE CONVENTIONAL HIGHWAYS

MISCELLANEOUS DETAILS

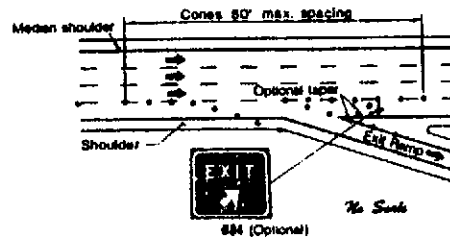
DIST.	COUNTY	ROUTE	POST MILE (1/4)	POST MILE (1/2)	POST MILE (3/4)	POST MILE (1)
[Signature] CHIEF, DIVISION OF TRAFFIC ENGINEERING REGISTERED CIVIL ENGINEER JANUARY 4, 1988 PLANS APPROVAL DATE						



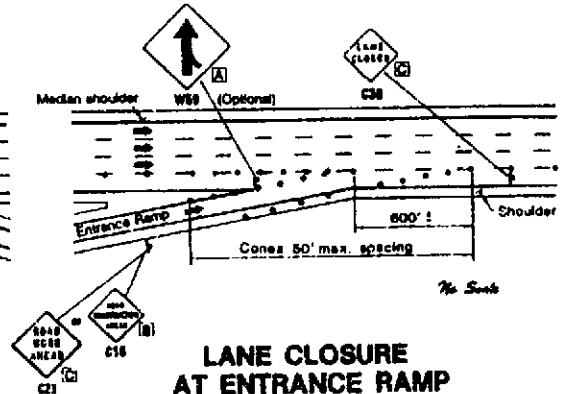
**LANE CLOSURE**



**SHOULDER CLOSURE**



**LANE CLOSURE AT EXIT RAMP**



**LANE CLOSURE AT ENTRANCE RAMP**

**NOTES:**

1. Median lane closures shall conform to the details for outside lane closures except that C20 (L) signs shall be used.
2. Not less than one person shall be assigned to full time maintenance of traffic control devices on all right lane closures, in daytime closures exceeding one mile in length, including taper.
3. Duplicate sign installations on opposite shoulders are not required for daytime operations if at least one-half of the available lanes remain open to traffic.
4. All warning signs for right lane closures shall be illuminated or reflectorized as specified in the specifications.
5. All advance warning sign installations shall be equipped with flags for daytime closures. Flashing beacons shall be placed at the locations indicated during right lane closures.
6. A C13 "END CONSTRUCTION" or C4 "END ROAD WORK" sign, as appropriate, shall be placed at the end of the lane closure unless the end of work area is obvious, or ends within a larger project limits.
7. If the C18 (or C23) sign would follow within 2,000 feet of a stationary C18, C23, or C11 "STATE HIGHWAY CONSTRUCTION NEXT" sign, use a C20 sign for the first advance warning sign.
8. Place a C30 sign on flag tree every 2,000 feet throughout length of lane closure.
9. The first flashing arrow sign shall be Type I. All others may be either Type I or Type II.
10. A minimum 1,500 feet of sight distance shall be provided, where possible, for vehicles approaching the first flashing arrow sign. Lane closures shall not begin at top of crest vertical curve or on a horizontal curve.
11. All cones used for right lane closures shall be illuminated traffic cones or lined with 15" reflective sleeves as specified in the specifications.
12. Portable delineators, placed at one-half the spacing indicated for traffic cones, may be used in lieu of cones for daytime closures only.

**SIGN PANEL SIZE (Min)**

(A)	48" x 48"
(B)	36" x 36"
(C)	30" x 30"

**LEGEND**

- Traffic Cone
- ⊥ Portable Sign
- Y Flag Tree
- ← Flashing Arrow Sign
- ⊘ Portable Flashing Beacon
- Direction of Travel

STATE OF CALIFORNIA  
DEPARTMENT OF TRANSPORTATION

**TRAFFIC CONTROL SYSTEM FOR LANE CLOSURE ON FREEWAYS AND EXPRESSWAYS**

MISCELLANEOUS DETAILS



# BORING NO. B1-1

FIELD GEOLOGIST R.D. Smith DATE BEGAN 10/16/96  
 CHECKED BY R.D. Smith DATE FINISHED 10/16/96  
 APPROVED BY M. Miller  
 TOTAL DEPTH 15 ft.

DEPTH IN FEET	CORE/SAMPLE RUN NUMBER	BLOWS ON SAMPLER PER 6"	RECOVERY (in./ft)	REMARKS
0				
	B1-1 6	4/32/30	15/18	
	B1-1 30	6/14/27	16/18	
5				
	B1-1 78	0/20/23	16/18	
10				
	B1-1 126	3/23/30	16/18	
15				
	B1-1 174	4/8/12	17/18	
20				
25				
30				
35				

USCS	PROFILE	DESCRIPTION
	fin	ASPHALT & ROADBASE. 1.0'
	sp	Poorly Graded SAND; pale brown to moderate brown; moist; soft to medium dense; 100% fine sand.
		Sand becomes wet.
		TOTAL DEPTH 15.0 FEET

DRILLER : J. Wong  
 DRILLING CO. : V & W Drilling  
 DRILLING METHOD : Hollow Stem Auger  
 SAMPLING METHOD : 2" California Modified Split Spoon Sampler  
 PROJECT NAME : Caltrans  
 LOCATION : Oakland Site  
 PROJECT NO. : 769025

DRAWN BY	T.R.S.	CHECKED BY	<u>RDS 12/2/96</u>	FILE NAME &	
DATE	11/15/96	APPROVED BY	<u>MDM 12-2-96</u>	DISK NUMBER	CT-811(CT4)



# BORING NO. B1-2

DEPTH IN FEET	CORE/SAMPLE RUN NUMBER	BLOWS ON SAMPLER PER 6"	RECOVERY (in/in)	REMARKS	USCS	PROFILE	FIELD INFORMATION	
							FIELD GEOLOGIST	DATE BEGAN
0							R.D. Smith	10/16/96
							R.D. Smith	10/18/96
							M. Miller	
							15 ft.	
							DESCRIPTION	
	B1-2 5	15/50	8/18	Collected B1-2-1, surface soil sample.	fill	1.0'	ASPHALT & ROADBASE.	
	B1-2 30	8/10/13	14/18				Poorly Graded SAND; moderate yellowish brown; moist; soft to medium dense; 100% fine sand.	
	B1-2 78	9/20/27	18/18		sp		Color changes to moderate brown.	
	B1-2 126	5/28/24	18/18					
	B1-2 174	4/9/13	17/18				Sand becomes wet.	
							TOTAL DEPTH 15.0 FEET	

DRILLER : J. Wong  
 DRILLING CO. : V & W Drilling  
 DRILLING METHOD : Hollow Stem Auger  
 SAMPLING METHOD : 2" California Modified Split Spoon Sampler  
 PROJECT NAME : Caltrans  
 LOCATION : Oakland Site  
 PROJECT NO. : 769025

PAGE 1 OF 1

DRAWN BY	T.R.S.	CHECKED BY	RDS 12/2/96	FILE NAME & DISK NUMBER	CT-B12(CT4)
DATE	11/15/96	APPROVED BY	MDM 12-2-96		



**INTERNATIONAL  
 TECHNOLOGY  
 CORPORATION**

# BORING NO. B1-3

DEPTH IN FEET	CORE/SAMPLE RUN NUMBER	BLOWS ON SAMPLER PER 6"	RECOVERY (in/in)	REMARKS	USCS	PROFILE	DESCRIPTION
0							ASPHALT & ROADBASE.
6	B1-3 6	9/7/20	6/18				Poorly Graded SAND; grayish brown; moist; soft; 100% fine sand.
30	B1-3 30	4/7/12	17/18				
78	B1-3 78	5/9/15	17/18				Color change to moderate brown; sand becomes very moist; contains trace silt.
126	B1-3 126	5/28/38	16/18				
174	B1-3 174	9/10/12	18/18				Sand becomes wet.
							TOTAL DEPTH 15.0 FEET

DRILLER : J. Wong  
 DRILLING CO. : V & W Drilling  
 DRILLING METHOD : Hollow Stem Auger  
 SAMPLING METHOD : 2" California Modified Split Spoon Sampler  
 PROJECT NAME : Caltrans  
 LOCATION : Oakland Site  
 PROJECT NO. : 769025

DRAWN BY	T.R.S.	CHECKED BY	RDS 12/2/96	FILE NAME & DISK NUMBER	CT-B13(CT4)
DATE	11/15/96	APPROVED BY	MDM 12-2-96		



# BORING NO. B1-4

FIELD GEOLOGIST R.D. Smith DATE BEGAN 10/16/96  
 CHECKED BY R.D. Smith DATE FINISHED 10/16/96  
 APPROVED BY M. Miller  
 TOTAL DEPTH 23 ft.

DEPTH IN FEET	CORE/SAMPLE RUN NUMBER	BLOWS ON SAMPLER PER 6"	RECOVERY (in./in)	REMARKS
0				
6	B1-4 6	24/35	6/18	
30	B1-4 30	8/8/8	17/18	
78	B1-4 78	9/11/20	17/18	
126	B1-4 126	8/32/35	17/18	
174	B1-4 174	9/15/19	17/18	
				Collected B1-4-GW groundwater sample.

USCS	PROFILE	DESCRIPTION
sm		SAND with SILT; grayish brown; moist; soft; 90% fine sand; 12% silt.
sp		Poorly Graded SAND; moderate brown; very moist; medium dense; 99% fine sand; trace silt.
		Color changes to mottled pale brown, light brown, and moderate brown.
		TOTAL DEPTH 23.0 FEET

DRILLER : J. Wong  
 DRILLING CO. : V & W Drilling  
 DRILLING METHOD : Hollow Stem Auger  
 SAMPLING METHOD : 2" California Modified Split Spoon Sampler  
 PROJECT NAME : Caltrans  
 LOCATION : Oakland Site  
 PROJECT NO. : 769025

DRAWN BY	I.R.S.	CHECKED BY	RDS 12/2/96	FILE NAME & DISK NUMBER	CT-B14(CT4)
DATE	11/18/96	APPROVED BY	MDM 12-2-96		



# BORING NO. B1-5

FIELD GEOLOGIST R.D. Smith DATE BEGAN 10/16/96  
 CHECKED BY R.D. Smith DATE FINISHED 10/16/96  
 APPROVED BY M. Miller  
 TOTAL DEPTH 15 ft.

DEPTH IN FEET	CORE/SAMPLE RUN NUMBER	BLOWS ON SAMPLER PER 6"	RECOVERY (in/in)	REMARKS	USCS	PROFILE	DESCRIPTION
0				Collected B1-5-1, surface soil sample.	fil		SILTY SAND with GRAVEL. 1.0'
	B1-5 6	7/24/50	6/18				Poorly Graded SAND; pale yellowish brown; moist; soft; 100% fine sand.
	B1-5 30	9/11/12	18/18				
5							Color change to moderate brown.
	B1-5 78	8/25/37	16/18		sp		
	B1-5 126	8/25/29	16/18				
15	B1-5 174	8/8/4	18/18				Sand becomes saturated.
							TOTAL DEPTH 15.0 FEET

DRILLER : J. Wong  
 DRILLING CO. : V & W Drilling  
 DRILLING METHOD : Hollow Stem Auger  
 SAMPLING METHOD : 2" California Modified Split Spoon Sampler  
 PROJECT NAME : Caltrans  
 LOCATION : Oakland Site  
 PROJECT NO. : 769025

PAGE 1 OF 1

DRAWN BY	T.R.S.	CHECKED BY	<u>RDS 12/2/96</u>	FILE NAME &	
DATE	11/15/96	APPROVED BY	<u>MDM 12-2-96</u>	DISK NUMBER	CT-B15(GT4)



INTERNATIONAL  
 TECHNOLOGY  
 CORPORATION

# BORING NO. B1-6

DEPTH IN FEET	CORE/SAMPLE RUN NUMBER	BLOWS ON SAMPLER PER 6"	RECOVERY (in/in)	REMARKS	USCS	PROFILE	DESCRIPTION
0							
	B1-6 6	21/37/50	12/18			fill	SILTY SAND with GRAVEL; pale brown; dry; dense; 60% sand; 20% silt; 20% gravel. 1.0'
	B1-6 30	8/11/13	14/18				Poorly Graded SAND; moderate brown; moist; soft; 99% fine sand; 10% silt.
	B1-6 78	11/22/27	16/18		sp		Color change to light brown; sand becomes medium dense.
	B1-6 128	5/21/30	15/18				
	B1-6 174	7/11/12	15/18		sm		SAND with SILT; light brown to moderate brown; wet; medium dense; 90% fine sand; 10% silt. 14.0'
				Collected B1-6-GW, groundwater sample.			
							TOTAL DEPTH 23.0 FEET

DRILLER : J. Wong  
 DRILLING CO. : V & W Drilling  
 DRILLING METHOD : Hollow Stem Auger  
 SAMPLING METHOD : 2" California Modified Split Spoon Sampler  
 PROJECT NAME : Caltrans  
 LOCATION : Oakland Site  
 PROJECT NO. : 769025

DRAWN BY	T.R.S.	CHECKED BY	RDS 12/2/96	FILE NAME &	
DATE	11/15/96	APPROVED BY	MDM	DISK NUMBER	CT-816(CT5)



# BORING NO. B1-7

DEPTH IN FEET	CORE/SAMPLE RUN NUMBER	BLOWS ON SAMPLER PER 6"	RECOVERY (in./ft.)	TEMPORARY WELL CONSTRUCTION	USCS	PROFILE	FIELD DATA	
							FIELD GEOLOGIST	DATE BEGAN
0							R.D. Smith	10/16/96
							R.D. Smith	10/16/96
							M. Miller	
							15 ft.	
							DESCRIPTION	
					fill		SILTY SAND with GRAVEL. 1.0'	
	B1-7 6	0/12/50	8/18				Poorly Graded SAND; moderate yellowish brown; moist; soft; 100% fine sand.	
	B1-7 30	0/14/17	14/18				Color changes to moderate brown; sand becomes medium dense.	
	B1-7 78	7/25/34	17/18		sp		Sand becomes wet.	
	B1-7 126	7/25/37	16/18				TOTAL DEPTH 15.0 FEET	
	B1-7 174	7/11/14	16/18					

DRILLER : J. Wong  
 DRILLING CO. : V & W Drilling  
 DRILLING METHOD : Hollow Stem Auger  
 SAMPLING METHOD : 2" California Modified Split Spoon Sampler  
 PROJECT NAME : Caltrans  
 LOCATION : Oakland Site  
 PROJECT NO. : 769025

PAGE 1 OF 1

DRAWN BY	T.R.S.	CHECKED BY	RDS 12/2/96	FILE NAME &	
DATE	11/15/96	APPROVED BY	MDM	DISK NUMBER	CT-817(CT5)



# BORING NO. B1-8

FIELD GEOLOGIST R.D. Smith DATE BEGAN 10/16/96  
 CHECKED BY R.D. Smith DATE FINISHED 10/16/96  
 APPROVED BY M. Miller  
 TOTAL DEPTH 20 ft.

DEPTH IN FEET	CORE/SAMPLE RUN NUMBER	BLOWS ON SAMPLER PER 6"	RECOVERY (in./ft)	REMARKS	USCS	PROFILE	DESCRIPTION
0							
0-2.5	B1-8 6	2/34/44	18/18		sm		SAND with SILT; grayish brown; slightly moist; soft; 90% fine sand; 10% silt.
2.5-5	B1-8 30	8/22/22	18/18		sp		Poorly Graded SAND; moderate yellowish brown; moist; soft; 98% firm sand; trace (1%) silt.  Color changes to moderate brown.
5-10	B1-8 78	8/28/38	18/18		sp		
10-15	B1-8 128	8/22/23	18/18		sm		SAND with SILT; moderate brown; very moist; medium dense; 90% fine sand; 10% silt.  Sand becomes wet.
15-20	B1-8 174	5/8/11	18/18		sm		
20				∇ Collected B1-8-GW, groundwater sample.			
20-35							TOTAL DEPTH 20.0 FEET

DRILLER : J. Wong  
 DRILLING CO. : V & W Drilling  
 DRILLING METHOD : Hollow Stem Auger  
 SAMPLING METHOD : 2" California Modified Split Spoon Sampler  
 PROJECT NAME : Caltrans  
 LOCATION : Oakland Site  
 PROJECT NO. : 769025

PAGE 1 OF 1

DRAWN BY	T.R.S.	CHECKED BY	RDS 12/2/96	FILE NAME &
DATE	11/15/96	APPROVED BY	MOM	DISK NUMBER CT-818(CTS)



INTERNATIONAL  
 TECHNOLOGY  
 CORPORATION



# BORING NO. B1-9

FIELD GEOLOGIST R.D. Smith DATE BEGAN 10/16/96  
 CHECKED BY R.D. Smith DATE FINISHED 10/16/96  
 APPROVED BY M. Miller  
 TOTAL DEPTH 15 ft.

DEPTH IN FEET	CORE/SAMPLE RUN NUMBER	BLOWS ON SAMPLER PER 6"	RECOVERY (in/in)	REMARKS
0				Collected B1-9-1, surface soil sample.
6	B1-9 6	5/32/40	6/18	
30	B1-9 30	5/8/8	14/18	
78	B1-9 78	9/12/19	15/18	
126	B1-9 126	5/22/22	16/18	
174	B1-9 174	9/12/24	16/18	

USCS	PROFILE	DESCRIPTION
fill		SILTY SAND with GRAVEL. 1.0'
		Poorly Graded SAND; grayish brown; moist; soft to medium stiff; 99% fine sand; trace silt.
		Color changes to light brown to moderate brown.
sp		Sand becomes very moist.

TOTAL DEPTH 15.0 FEET

DRILLER : J. Wong  
 DRILLING CO. : V & W Drilling  
 DRILLING METHOD : Hollow Stem Auger  
 SAMPLING METHOD : 2" California Modified Split Spoon Sampler  
 PROJECT NAME : Caltrans  
 LOCATION : Oakland Site  
 PROJECT NO. : 769025

DRAWN BY	T.R.S.	CHECKED BY	RDS 12/2/96	FILE NAME &	
DATE	11/15/96	APPROVED BY	MDM	DISK NUMBER	CT-819(CTS)



# BORING NO. B1-10

DEPTH IN FEET	CORE/SAMPLE RUN NUMBER	BLOWS ON SAMPLER PER 6"	RECOVERY (in/in)	REMARKS	USCS	PROFILE	FIELD DATA	
							FIELD GEOLOGIST	DATE BEGAN
							R.D. Smith	10/16/96
							R.D. Smith	10/16/96
							M. Miller	
							15 ft.	
							DESCRIPTION	
0							SILTY SAND with GRAVEL 1.0'	
6	B1-10 6	50/50	6/12		ml		Poorly Graded SAND; grayish brown; moist; soft to medium dense; 99% fine sand; trace silt.	
30	B1-10 30	12/12/9	14/18					
78	B1-10 78	4/8/15	16/18		sp		Color changes to moderate yellowish brown.	
126	B1-10 126	8/25/28	16/18				~11.0'	
174	B1-10 174	9/10/19	16/18		sm		SAND with SILT; light brown; moist; medium dense; 90% fine sand; 10% silt.	
							TOTAL DEPTH 15.0 FEET	

DRILLER : J. Wong  
 DRILLING CO. : V & W Drilling  
 DRILLING METHOD : Hollow Stem Auger  
 SAMPLING METHOD : 2" California Modified Split Spoon Sampler  
 PROJECT NAME : Caltrans  
 LOCATION : Oakland Site  
 PROJECT NO. : 769025

PAGE 1 OF 1

DRAWN BY	T.R.S.	CHECKED BY	RAS 12/2/96	FILE NAME & DISK NUMBER	CT-8110(CT5)
DATE	11/15/96	APPROVED BY	MDM		



# BORING NO. B2-1

FIELD GEOLOGIST R.D. Smith DATE BEGAN 10/15/96  
 CHECKED BY R.D. Smith DATE FINISHED 10/15/96  
 APPROVED BY M. Miller  
 TOTAL DEPTH 6 ft.

DEPTH IN FEET	CORE/SAMPLE RUN NUMBER	BLOWS ON SAMPLER PER 6"	RECOVERY (in./in)	REMARKS	USCS	PROFILE	DESCRIPTION
0							
0-6	B2-1 6	15/7/96	8/16	Boring moved 8 feet east of proposed location due to refusal near surface.	sm		SILTY SAND; moderate yellowish brown; slightly moist; soft; 70% well-graded sand; 30% silt. 2.0'
6-30	B2-1 30	4/7/96	12/18		rock		Serpentine; weathered; greenish gray; dense; serpentine fragments in sandy clay matrix. Serpentine becomes fresh, very dense.
5				Refusal at 6 feet.			
TOTAL DEPTH 6.0 FEET							
10							
15							
20							
25							
30							
35							

DRILLER : J. Wong  
 DRILLING CO. : V & W Drilling  
 DRILLING METHOD : Hollow Stem Auger  
 SAMPLING METHOD : 2" California Modified Split Spoon Sampler  
 PROJECT NAME : Caltrans  
 LOCATION : Hayward Site  
 PROJECT NO. : 769025

DRAWN BY	T.R.S.	CHECKED BY	<u>RDS 12/2/96</u>	FILE NAME & DISK NUMBER	CT-821(CT3)
DATE	11/15/96	APPROVED BY	<u>MDM</u>		



# BORING NO. B2-2

FIELD GEOLOGIST R.D. Smith DATE BEGAN 10/15/96  
 CHECKED BY R.D. Smith DATE FINISHED 10/15/96  
 APPROVED BY M. Miller  
 TOTAL DEPTH 15 ft.

DEPTH IN FEET	CORE/SAMPLE RUN NUMBER	BLOWS ON SAMPLER PER 6"	RECOVERY (in/in)	REMARKS	USCS	PROFILE	DESCRIPTION
0							
	B2-2 6	13/7/9	6/18			fill	ASPHALT and ROADBASE. 1.0'
	B2-1 30	5/9/13	12/18			sm	SILTY SAND; grayish orange; moist; medium dense; 80% well-graded sand; 20% silt. 3.0'
5							
	B2-2 78	4/19/14	16/18			cl	CLAY; black to olive black; moist; stiff; medium plasticity; 99% clay; trace sand. 10.0'
10							
	B2-2 126	50	6/18			m	SANDY SILT; moderate yellowish brown; moist; medium dense; non-plastic; 60% silt; 40% well-graded sand.
15							
	B2-2 174	60	4/18				TOTAL DEPTH 15.0 FEET
20							
25							
30							
35							

DRILLER : J. Wong  
 DRILLING CO. : V & W Drilling  
 DRILLING METHOD : Hollow Stem Auger  
 SAMPLING METHOD : 2" California Modified Split Spoon Sampler  
 PROJECT NAME : Caltrans  
 LOCATION : Hayward Site  
 PROJECT NO. : 769025

PAGE 1 OF 1

DRAWN BY	T.R.S.	CHECKED BY	RDS 12/2/96	FILE NAME & DISK NUMBER	CT-B22(CTJ)
DATE	11/15/96	APPROVED BY	MDM		



INTERNATIONAL  
 TECHNOLOGY  
 CORPORATION

# BORING NO. B2-3

FIELD GEOLOGIST R.D. Smith DATE BEGAN 10/15/96  
 CHECKED BY R.D. Smith DATE FINISHED 10/15/96  
 APPROVED BY M. Miller  
 TOTAL DEPTH 15 ft.

DEPTH IN FEET	CORE/SAMPLE RUN NUMBER	BLOWS ON SAMPLER PER 6"	RECOVERY (in./in.)	REMARKS	USCS	PROFILE
0						
0-6	B2-3 6	8/28/30	8/18	Collected B2-3-1, surface soil sample.	fill	ASPHALT and ROADBASE.
6-30	B2-3 30	8/8/8	12/18		am	SILTY SAND; moderate yellowish brown; slightly moist; dense; 70% well-graded sand; 30% silt.
30-78	B2-3 78	3/4/6	16/18			CLAY; olive black; moist; stiff; medium plasticity; 95% clay; ~2% silt; ~2% sand; trace clasts of serpentine.
78-125	B2-3 125	8/13/14	18/18			CLAY with SILT and SAND; olive gray; moist; stiff; medium plasticity; 60% clay; 25% well-graded serpentinitic sand; 15% silt.
125-174	B2-3 174	9/19/22	17/18			
TOTAL DEPTH 15.0 FEET						

DRILLER : J. Wong  
 DRILLING CO. : V & W Drilling  
 DRILLING METHOD : Hollow Stem Auger  
 SAMPLING METHOD : 2" California Modified Split Spoon Sampler  
 PROJECT NAME : Caltrans  
 LOCATION : Hayward Site  
 PROJECT NO. : 769025




DRAWN BY	T.R.S.	CHECKED BY	RDS 12/2/96	FILE NAME & DISK NUMBER	CT-823(CT3)
DATE	11/15/96	APPROVED BY	MDM		



# BORING NO. B2-4

FIELD GEOLOGIST R.D. Smith DATE BEGAN 10/15/96  
 CHECKED BY R.D. Smith DATE FINISHED 10/15/96  
 APPROVED BY M. Miller  
 TOTAL DEPTH 15 ft.

DEPTH IN FEET	CORE/SAMPLE RUN NUMBER	BLOWS ON SAMPLER PER 6"	RECOVERY (in./in)	REMARKS
0	B2-4 6	25/9/10	6/18	
	B2-4 30	10/34/40	12/18	
5	B2-4 78	52/13/14	6/18	
10	B2-4 128	17/50	6/18	
15	B2-4 174	N/A	N/A	Sample refusal at 14.5 feet.

USCS	PROFILE	DESCRIPTION
cl		SANDY CLAY; grayish black to olive black; slightly moist; very stiff; low plasticity; 65% clay; 35% coarse angular sand composed of serpentine.
		Deeply weathered serpentine; greenish gray; moist; dense; serpentine fragments in matrix of sandy clay.
rock		Serpentine becomes less weathered; large fresh clasts of rock surrounded by thin sand matrix.
TOTAL DEPTH 15.0 FEET		

DRILLER : J. Wong  
 DRILLING CO. : V & W Drilling  
 DRILLING METHOD : Hollow Stem Auger  
 SAMPLING METHOD : 2" California Modified Split Spoon Sampler  
 PROJECT NAME : Caltrans  
 LOCATION : Hayward Site  
 PROJECT NO. : 769025

DRAWN BY	T.R.S.	CHECKED BY	<u>RDS 12/2/96</u>	FILE NAME & DISK NUMBER	CT-824(CT3)
DATE	11/15/96	APPROVED BY	<u>MDM</u>		



# BORING NO. B2-5

FIELD GEOLOGIST R.D. Smith DATE BEGAN 10/15/96  
 CHECKED BY R.D. Smith DATE FINISHED 10/15/96  
 APPROVED BY M. Miller  
 TOTAL DEPTH 15 ft.

DEPTH IN FEET	CORE/SAMPLE RUN NUMBER	BLOWS ON SAMPLER PER 6"	RECOVERY (in./in)	REMARKS
0				
32-5 6	15/13/7	8/18		
32-5 30	12/5/9	12/18		
32-5 78	5/7/9	16/18		
32-5 126	4/9/12	15/18		
32-5 174	7/50	7/18		

USCS	PROFILE	DESCRIPTION
fm		ASPHALT & ROADBASE. 1.0'
sm		SILTY SAND; moderate yellowish brown; moist; medium dense; 70% well-graded sand; 50% silt. 3.0'
cl		CLAY with SILT and SAND; grayish olive green to olive black; moist; stiff; medium plasticity; 80% clay; 15% well-graded sand; 5% silt; coarse sand composed of serpentine. ~13.0'
ml		SANDY SILT; light olive gray; moist; medium stiff; non-plastic; 60% silt; 40% fine to medium sand.
TOTAL DEPTH 15.0 FEET		

DRILLER : J. Wong  
 DRILLING CO. : V & W Drilling  
 DRILLING METHOD : Hollow Stem Auger  
 SAMPLING METHOD : 2" California Modified Split Spoon Sampler  
 PROJECT NAME : Caltrans  
 LOCATION : Hayward Site  
 PROJECT NO. : 769025

DRAWN BY	T.R.S.	CHECKED BY	<u>RDS 12/2/96</u>	FILE NAME & DISK NUMBER	CT-825(CT3)
DATE	11/15/96	APPROVED BY	<u>MDM</u>		



# BORING NO. B2-6

DEPTH IN FEET	CORE/SAMPLE RUN NUMBER	BLOWS ON SAMPLER PER 6"	RECOVERY (in./in)	REMARKS	USCS	PROFILE	FIELD INFORMATION	
							FIELD GEOLOGIST <u>R.D. Smith</u>	DATE BEGAN <u>10/15/96</u>
0							DESCRIPTION	
	B2-6 6	2/24/15	14/18		fill		ASPHALT & ROADBASE.	1.0'
					ml		SANDY SILT; dark yellowish brown; moist; stiff; non-plastic; 55% silt; 45% well-graded sand.	2.5'
	B2-6 30	4/6/14	14/18				CLAY; brownish gray; moist; stiff; medium plasticity; 99% clay; trace silt and trace fine sand.	
5								
	B2-6 78	3/8/13	16/18		cl			
							Color changes to grayish black.	
10								
	B2-6 128	3/8/13	16/18					
							Color changes to brownish gray.	
15								
	B2-6 174	6/11/18	14/18					
							TOTAL DEPTH 15.0 FEET	
20								
25								
30								
35								

DRILLER : J. Wong  
 DRILLING CO. : V & W Drilling  
 DRILLING METHOD : Hollow Stem Auger  
 SAMPLING METHOD : 2" California Modified Split Spoon Sampler  
 PROJECT NAME : Caltrans  
 LOCATION : Hayward Site  
 PROJECT NO. : 769025

DRAWN BY	T.R.S.	CHECKED BY	<u>RDS 12/2/96</u>	FILE NAME &	
DATE	11/15/96	APPROVED BY	<u>MDM</u>	DISK NUMBER	CT-828(CT3)





# BORING NO. B2-7

DEPTH IN FEET	CORE/SAMPLE RUN NUMBER	BLOWS ON SAMPLER PER 6"	RECOVERY (in/in)	REMARKS	USCS	PROFILE	FIELD DATA		
							FIELD GEOLOGIST <u>R.D. Smith</u>	DATE BEGAN <u>10/15/96</u>	CHECKED BY <u>R.D. Smith</u>
0							TOTAL DEPTH <u>15 ft.</u>		
							DESCRIPTION		
	32-7 6	2/13/15	12/18	Collected B2-7-1, surface soil sample.	fill		ASPHALT & ROADBASE.	1.0'	
	32-7 30	5/10/14	14/18		ml		SANDY SILT to SILT with SAND; pale yellowish brown to mottled light brown and black; moist; stiff; low plasticity; 60-85% silt; 40-15% sand; trace gravel, black; rich in organic remains.		
5								Color change to olive gray. Clay content increases.	
	32-7 78	7/11/15	14/18						
10					d		SILTY CLAY; grayish black; moist; very stiff; medium plasticity; 80% clay, 20% silt.	~9.0'	
	32-7 126	5/8/13	16/18						
15	32-7 174	4/11/18	14/18				TOTAL DEPTH 15.0 FEET		

DRILLER : J. Wong  
 DRILLING CO. : V & W Drilling  
 DRILLING METHOD : Hollow Stem Auger  
 SAMPLING METHOD : 2" California Modified Split Spoon Sampler  
 PROJECT NAME : Caltrans  
 LOCATION : Hayward Site  
 PROJECT NO. : 769025

DRAWN BY	T.R.S.	CHECKED BY	<u>RDS 10/12/96</u>	FILE NAME & DISK NUMBER	CT-827(CT3)
DATE	11/15/96	APPROVED BY	<u>MDM</u>		



# BORING NO. B2-8

FIELD GEOLOGIST R.D. Smith DATE BEGAN 10/15/96  
 CHECKED BY R.D. Smith DATE FINISHED 10/15/96  
 APPROVED BY M. Miller  
 TOTAL DEPTH 15 ft.

DEPTH IN FEET	CORE/SAMPLE RUN NUMBER	BLOWS ON SAMPLER PER 6"	RECOVERY (in/in)	REMARKS	USCS	PROFILE
0						
0-2.5	B2-8 6	13/13/18	14/18		fm	ASPHALT & ROADBASE.
2.5-9.0	B2-8 30	8/14/18	18/18		ml	SILT with SAND; moderate brown; slightly moist; stiff; non- to low plasticity; 75-85% silt; 15-25% sand.  Color changes to dark greenish gray at ~5.5 ft.
9.0-15.0	B2-8 78	8/14/18	18/18		cl	CLAY with SILT; grayish black to olive gray; moist; very stiff; medium plasticity; 85% clay; 15% silt.
15.0	B2-8 128	9/14/16	18/18			
15.0-35.0	B2-8 174	7/11/11	16/18			TOTAL DEPTH 15.0 FEET

DRILLER : J. Wong  
 DRILLING CO. : V & W Drilling  
 DRILLING METHOD : Hollow Stem Auger  
 SAMPLING METHOD : 2" California Modified Split Spoon Sampler  
 PROJECT NAME : Caltrans  
 LOCATION : Hayward Site  
 PROJECT NO. : 769025

DRAWN BY	T.R.S.	CHECKED BY	RDS 12/2/96	FILE NAME & DISK NUMBER	CT-B28(CT4)
DATE	11/15/96	APPROVED BY	MDM		



INTERNATIONAL  
 TECHNOLOGY  
 CORPORATION

# BORING NO. B2-9

DEPTH IN FEET	CORE/SAMPLE RUN NUMBER	BLOWS ON SAMPLER PER 6"	RECOVERY (in/in)	REMARKS	USCS	PROFILE	DESCRIPTION	
							ft	ft
0				Collected B2-9-1, surface soil sample.			ASPHALT & ROADBASE.	1.0'
6	B2-9 6	8/32/50	12/18				SANDY SILT; dark yellowish brown to olive gray; moist; medium stiff; non-plastic; 60% silt; 40% well-graded, sub angular sand.	
14	B2-9 30	6/8/5	14/18					
18	B2-9 78	3/4/6	18/18		ml		50% silt, 50% well-graded sand from 10-12 ft.	
14	B2-9 126	9/6/6	14/18					
15	B2-9 174	8/11/18	14/18		cl		CLAY; black; moist; stiff; medium to high plasticity; 99% clay; trace silt.	~14.0'
							TOTAL DEPTH 15.0 FEET	

DRILLER : J. Wong  
 DRILLING CO. : V & W Drilling  
 DRILLING METHOD : Hollow Stem Auger  
 SAMPLING METHOD : 2" California Modified Split Spoon Sampler  
 PROJECT NAME : Caltrans  
 LOCATION : Hayward Site  
 PROJECT NO. : 769025

DRAWN BY	T.R.S.	CHECKED BY	RPS 12/2/96	FILE NAME &	
DATE	11/13/98	APPROVED BY	MDM	DISK NUMBER	CT-B29(CT4)



**APPENDIX C**  
**LABORATORY REPORTS**

November 12, 1996

Invoice #: 7099  
Project #: 769025  
Project Name: Cal Trans

Mr. Mike Miller  
IT Corporation  
3634 Eknes St.  
Mather, CA 95655

Mr. Mike Miller,

Enclosed is the report for eleven (11) water samples and one hundred four (104) soil samples. The samples were received at Sparger Technology Analytical Lab on October 17, 1996.

The samples were received in sixteen (16) VOAs, five (5) one liter amber glass bottles, ninety-six (96) brass sleeves, six (6) 500 ml glass jars, and two (2) Ziploc bags. The samples were transported and received, at a temperature of 4°C, under documented chain of custody and stored at 4°C until analysis was performed.

The report consists of the following sections:

- I. Sample Description & Analysis Request
- II. Quality Control Report
- III. Analysis Results

No problems were encountered with the analysis of your samples.

If you require additional information please give us a call at (916) 362-8947.

Sincerely,



R. L. James  
Laboratory Director

**Sample Description & Analysis Request**

Laboratory ID	Sample ID	Analysis Description	Matrix	
7099	001 A	B1-4-GW	BTEX/TPHgas	W
7099	002 A	B1-4-GW	TPHdiesel	W
7099	003 A	B1-4-GW	8010	W
7099	004 A	B1-4-GW (dup)	BTEX/TPHgas	W
7099	005 A	B1-6-GW	BTEX/TPHgas	W
7099	006 A	B1-6-GW	TPHdiesel	W
7099	007 A	B1-6-GW	8010	W
7099	008 A	B1-8-GW	BTEX/TPHgas	W
7099	009 A	B1-8-GW	TPHdiesel	W
7099	010 A	B1-8-GW	8010	W
7099	011 A	B1-8-GW (dup)	8010	W
7099	012 A	B1-11-GW	BTEX/TPHgas	W
7099	013 A	B1-11-GW	TPHdiesel	W
7099	014 A	B1-11-GW	8010	W
7099	015 A	B1-11-GW (dup)	TPHdiesel	W
7099	016 A	CALTOAK-ER	8010	W
7099	017 A	10-16-96-TB	8010	W
7099	018 A	B1-10-6	8010	S
7099	019 A	B1-10-6	5520 Total Oil & Grease	S
7099	020 A	B1-10-6	6010 Lead	S
7099	021 A	B1-10-30	8010	S
7099	022 A	B1-10-30	5520 Total Oil & Grease	S
7099	023 A	B1-10-30	6010 Lead	S
7099	024 A	B1-10-30	9045 pH	S
7099	025 A	B1-10-78	BTEX/TPHgas	S
7099	026 A	B1-10-78	TPHdiesel	S
7099	027 A	B1-10-78	8010	S
7099	028 A	B1-10-78	5520 Total Oil & Grease	S
7099	029 A	B1-10-78	6010 Lead	S
7099	030 A	B1-10-126	BTEX/TPHgas	S

I **Sample Description & Analysis Request**

Laboratory ID			Sample ID	Analysis Description	Matrix
7099	031	A	B1-10-126	TPHdiesel	S
7099	032	A	B1-10-126	8010	S
7099	033	A	B1-10-174	BTEX/TPHgas	S
7099	034	A	B1-10-174	TPHdiesel	S
7099	035	A	B1-10-174	8010	S
7099	036	A	B1-11-6	5520 Total Oil & Grease	S
7099	037	A	B1-11-6	6010 Lead	S
7099	038	A	B1-11-30	5520 Total Oil & Grease	S
7099	039	A	B1-11-30	6010 Lead	S
7099	040	A	B1-11-30	9045 pH	S
7099	041	A	B1-11-78	BTEX/TPHgas	S
7099	042	A	B1-11-78	TPHdiesel	S
7099	043	A	B1-11-78	5520 Total Oil & Grease	S
7099	044	A	B1-11-78	6010 Lead	S
7099	045	A	B1-11-126	BTEX/TPHgas	S
7099	046	A	B1-11-126	TPHdiesel	S
7099	047	A	B1-11-174	BTEX/TPHgas	S
7099	048	A	B1-11-174	TPHdiesel	S
7099	049	A	B1-8-78	BTEX/TPHgas	S
7099	050	A	B1-8-78	TPHdiesel	S
7099	051	A	B1-8-78	5520 Total Oil & Grease	S
7099	052	A	B1-8-78	6010 Lead	S
7099	053	A	B1-8-126	BTEX/TPHgas	S
7099	054	A	B1-8-126	TPHdiesel	S
7099	055	A	B1-8-174	BTEX/TPHgas	S
7099	056	A	B1-8-174	TPHdiesel	S
7099	057	A	B1-9-1	6010 Lead	S
7099	058	A	B1-9-6	5520 Total Oil & Grease	S
7099	059	A	B1-9-6	6010 Lead	S
7099	060	A	B1-9-30	5520 Total Oil & Grease	S

I **Sample Description & Analysis Request**

Laboratory ID			Sample ID	Analysis Description	Matrix
7099	061	A	B1-9-30	6010 Lead	S
7099	062	A	B1-9-78	BTEX/TPHgas	S
7099	063	A	B1-9-78	TPHdiesel	S
7099	064	A	B1-9-78	5520 Total Oil & Grease	S
7099	065	A	B1-9-78	6010 Lead	S
7099	066	A	B1-9-126	BTEX/TPHgas	S
7099	067	A	B1-9-126	TPHdiesel	S
7099	068	A	B1-9-174	BTEX/TPHgas	S
7099	069	A	B1-9-174	TPHdiesel	S
7099	070	A	B1-6-126	BTEX/TPHgas	S
7099	071	A	B1-6-126	TPHdiesel	S
7099	072	A	B1-6-126	8010	S
7099	073	A	B1-6-174	BTEX/TPHgas	S
7099	074	A	B1-6-174	TPHdiesel	S
7099	075	A	B1-6-174	8010	S
7099	076	A	B1-7-6	5520 Total Oil & Grease	S
7099	077	A	B1-7-6	6010 Lead	S
7099	078	A	B1-7-30	5520 Total Oil & Grease	S
7099	079	A	B1-7-30	6010 Lead	S
7099	080	A	B1-7-30	9045 pH	S
7099	081	A	B1-7-78	BTEX/TPHgas	S
7099	082	A	B1-7-78	TPHdiesel	S
7099	083	A	B1-7-78	5520 Total Oil & Grease	S
7099	084	A	B1-7-78	6010 Lead	S
7099	085	A	B1-7-126	BTEX/TPHgas	S
7099	086	A	B1-7-126	TPHdiesel	S
7099	087	A	B1-7-174	BTEX/TPHgas	S
7099	088	A	B1-7-174	TPHdiesel	S
7099	089	A	B1-8-1	6010 Lead	S
7099	090	A	B1-8-6	5520 Total Oil & Grease	S



**I Sample Description & Analysis Request**

Laboratory ID			Sample ID	Analysis Description	Matrix
7099	091	A	B1-8-6	6010 Lead	S
7099	092	A	B1-8-30	5520 Total Oil & Grease	S
7099	093	A	B1-8-30	6010 Lead	S
7099	094	A	B1-4-174	BTEX/TPHgas	S
7099	095	A	B1-4-174	TPHdiesel	S
7099	096	A	B1-4-174	8010	S
7099	097	A	B1-5-1	6010 Lead	S
7099	098	A	B1-5-6	5520 Total Oil & Grease	S
7099	099	A	B1-5-6	6010 Lead	S
7099	100	A	B1-5-30	5520 Total Oil & Grease	S
7099	101	A	B1-5-30	6010 Lead	S
7099	102	A	B1-5-78	BTEX/TPHgas	S
7099	103	A	B1-5-78	TPHdiesel	S
7099	104	A	B1-5-78	5520 Total Oil & Grease	S
7099	105	A	B1-5-78	6010 Lead	S
7099	106	A	B1-5-126	BTEX/TPHgas	S
7099	107	A	B1-5-126	TPHdiesel	S
7099	108	A	B1-5-174	BTEX/TPHgas	S
7099	109	A	B1-5-174	TPHdiesel	S
7099	110	A	B1-6-6	8010	S
7099	111	A	B1-6-6	5520 Total Oil & Grease	S
7099	112	A	B1-6-6	6010 Lead	S
7099	113	A	B1-6-30	8010	S
7099	114	A	B1-6-30	5520 Total Oil & Grease	S
7099	115	A	B1-6-30	6010 Lead	S
7099	116	A	B1-6-78	BTEX/TPHgas	S
7099	117	A	B1-6-78	TPHdiesel	S
7099	118	A	B1-6-78	8010	S
7099	119	A	B1-6-78	5520 Total Oil & Grease	S
7099	120	A	B1-6-78	6010 Lead	S

I Sample Description & Analysis Request

Laboratory ID			Sample ID	Analysis Description	Matrix
7099	121	A	B1-2-174	BTEX/TPHgas	S
7099	122	A	B1-2-174	TPHdiesel	S
7099	123	A	B1-3-6	8010	S
7099	124	A	B1-3-6	5520 Total Oil & Grease	S
7099	125	A	B1-3-6	6010 Lead	S
7099	126	A	B1-3-30	8010	S
7099	127	A	B1-3-30	5520 Total Oil & Grease	S
7099	128	A	B1-3-30	6010 Lead	S
7099	129	A	B1-3-78	BTEX/TPHgas	S
7099	130	A	B1-3-78	TPHdiesel	S
7099	131	A	B1-3-78	8010	S
7099	132	A	B1-3-78	5520 Total Oil & Grease	S
7099	133	A	B1-3-78	6010 Lead	S
7099	134	A	B1-3-126	BTEX/TPHgas	S
7099	135	A	B1-3-126	TPHdiesel	S
7099	136	A	B1-3-126	8010	S
7099	137	A	B1-3-174	BTEX/TPHgas	S
7099	138	A	B1-3-174	TPHdiesel	S
7099	139	A	B1-3-174	8010	S
7099	140	A	B1-4-6	8010	S
7099	141	A	B1-4-6	5520 Total Oil & Grease	S
7099	142	A	B1-4-6	6010 Lead	S
7099	143	A	B1-4-30	8010	S
7099	144	A	B1-4-30	5520 Total Oil & Grease	S
7099	145	A	B1-4-30	6010 Lead	S
7099	146	A	B1-4-78	BTEX/TPHgas	S
7099	147	A	B1-4-78	TPHdiesel	S
7099	148	A	B1-4-78	8010	S
7099	149	A	B1-4-78	5520 Total Oil & Grease	S
7099	150	A	B1-4-78	6010 Lead	S

I **Sample Description & Analysis Request**

Laboratory ID			Sample ID	Analysis Description	Matrix
7099	151	A	B1-4-126	BTEX/TPHgas	S
7099	152	A	B1-4-126	TPHdiesel	S
7099	153	A	B1-4-126	8010	S
7099	154	A	B1-1-6	5520 Total Oil & Grease	S
7099	155	A	B1-1-6	6010 Lead	S
7099	156	A	B1-1-30	5520 Total Oil & Grease	S
7099	157	A	B1-1-30	6010 Lead	S
7099	158	A	B1-1-30	9045 pH	S
7099	159	A	B1-1-78	BTEX/TPHgas	S
7099	160	A	B1-1-78	TPHdiesel	S
7099	161	A	B1-1-78	5520 Total Oil & Grease	S
7099	162	A	B1-1-78	6010 Lead	S
7099	163	A	B1-1-126	BTEX/TPHgas	S
7099	164	A	B1-1-126	TPHdiesel	S
7099	165	A	B1-1-174	BTEX/TPHgas	S
7099	166	A	B1-1-174	TPHdiesel	S
7099	167	A	B1-2-1	6010 Lead	S
7099	168	A	B1-2-6	5520 Total Oil & Grease	S
7099	169	A	B1-2-6	6010 Lead	S
7099	170	A	B1-2-30	5520 Total Oil & Grease	S
7099	171	A	B1-2-30	6010 Lead	S
7099	172	A	B1-2-78	BTEX/TPHgas	S
7099	173	A	B1-2-78	TPHdiesel	S
7099	174	A	B1-2-78	5520 Total Oil & Grease	S
7099	175	A	B1-2-78	6010 Lead	S
7099	176	A	B1-2-126	BTEX/TPHgas	S
7099	177	A	B1-2-126	TPHdiesel	S
7099	178	A	B2-1-1	6010 Lead	S
7099	179	A	B2-1-6	5520 Total Oil & Grease	S
7099	180	A	B2-1-6	6010 Lead	S

**I Sample Description & Analysis Request**

Laboratory ID			Sample ID	Analysis Description	Matrix
7099	181	A	B2-1-30	5520 Total Oil & Grease	S
7099	182	A	B2-1-30	6010 Lead	S
7099	183	A	B2-1-30	9045 pH	S
7099	184	A	B2-2-6	5520 Total Oil & Grease	S
7099	185	A	B2-2-6	6010 Lead	S
7099	186	A	B2-2-30	5520 Total Oil & Grease	S
7099	187	A	B2-2-30	6010 Lead	S
7099	188	A	B2-2-78	BTEX/TPHgas	S
7099	189	A	B2-2-78	TPHdiesel	S
7099	190	A	B2-2-78	5520 Total Oil & Grease	S
7099	191	A	B2-2-78	6010 Lead	S
7099	192	A	B2-2-126	BTEX/TPHgas	S
7099	193	A	B2-2-126	TPHdiesel	S
7099	194	A	B2-2-174	BTEX/TPHgas	S
7099	195	A	B2-2-174	TPHdiesel	S
7099	196	A	B2-3-6	5520 Total Oil & Grease	S
7099	197	A	B2-3-6	6010 Lead	S
7099	198	A	B2-3-30	5520 Total Oil & Grease	S
7099	199	A	B2-3-30	6010 Lead	S
7099	200	A	B2-3-78	BTEX/TPHgas	S
7099	201	A	B2-3-78	TPHdiesel	S
7099	202	A	B2-3-78	5520 Total Oil & Grease	S
7099	203	A	B2-3-78	6010 Lead	S
7099	204	A	B2-3-126	BTEX/TPHgas	S
7099	205	A	B2-3-126	TPHdiesel	S
7099	206	A	B2-3-174	BTEX/TPHgas	S
7099	207	A	B2-3-174	TPHdiesel	S
7099	208	A	B2-4-1	6010 Lead	S
7099	209	A	B2-4-6	5520 Total Oil & Grease	S
7099	210	A	B2-4-6	6010 Lead	S

I **Sample Description & Analysis Request**

Laboratory ID	Sample ID	Analysis Description	Matrix	
7099	211 A	B2-4-30	5520 Total Oil & Grease	S
7099	212 A	B2-4-30	6010 Lead	S
7099	213 A	B2-4-78	BTEX/TPHgas	S
7099	214 A	B2-4-78	TPHdiesel	S
7099	215 A	B2-4-78	5520 Total Oil & Grease	S
7099	216 A	B2-4-78	6010 Lead	S
7099	217 A	B2-4-126	BTEX/TPHgas	S
7099	218 A	B2-4-126	TPHdiesel	S
7099	219 A	B2-5-6	5520 Total Oil & Grease	S
7099	220 A	B2-5-6	6010 Lead	S
7099	221 A	B2-5-30	5520 Total Oil & Grease	S
7099	222 A	B2-5-30	6010 Lead	S
7099	223 A	B2-5-30	9045 pH	S
7099	224 A	B2-5-78	BTEX/TPHgas	S
7099	225 A	B2-5-78	TPHdiesel	S
7099	226 A	B2-5-78	5520 Total Oil & Grease	S
7099	227 A	B2-5-78	6010 Lead	S
7099	228 A	B2-5-126	BTEX/TPHgas	S
7099	229 A	B2-5-126	TPHdiesel	S
7099	230 A	B2-5-174	BTEX/TPHgas	S
7099	231 A	B2-5-174	TPHdiesel	S
7099	232 A	B2-6-6	5520 Total Oil & Grease	S
7099	233 A	B2-6-6	6010 Lead	S
7099	234 A	B2-6-30	5520 Total Oil & Grease	S
7099	235 A	B2-6-30	6010 Lead	S
7099	236 A	B2-6-78	BTEX/TPHgas	S
7099	237 A	B2-6-78	TPHdiesel	S
7099	238 A	B2-6-78	5520 Total Oil & Grease	S
7099	239 A	B2-6-78	6010 Lead	S
7099	240 A	B2-6-126	BTEX/TPHgas	S

I Sample Description & Analysis Request

Laboratory ID			Sample ID	Analysis Description	Matrix
7099	241	A	B2-6-126	TPHdiesel	S
7099	242	A	B2-6-174	BTEX/TPHgas	S
7099	243	A	B2-6-174	TPHdiesel	S
7099	244	A	B2-7-1	6010 Lead	S
7099	245	A	B2-7-6	5520 Total Oil & Grease	S
7099	246	A	B2-7-6	6010 Lead	S
7099	247	A	B2-7-30	5520 Total Oil & Grease	S
7099	248	A	B2-7-30	6010 Lead	S
7099	249	A	B2-7-78	BTEX/TPHgas	S
7099	250	A	B2-7-78	TPHdiesel	S
7099	251	A	B2-7-78	5520 Total Oil & Grease	S
7099	252	A	B2-7-78	6010 Lead	S
7099	253	A	B2-7-126	BTEX/TPHgas	S
7099	254	A	B2-7-126	TPHdiesel	S
7099	255	A	B2-7-174	BTEX/TPHgas	S
7099	256	A	B2-7-174	TPHdiesel	S
7099	257	A	B2-8-12	5520 Total Oil & Grease	S
7099	258	A	B2-8-12	6010 Lead	S
7099	259	A	B2-8-30	9045 pH	S
7099	260	A	B2-8-78	BTEX/TPHgas	S
7099	261	A	B2-8-78	TPHdiesel	S
7099	262	A	B2-8-78	5520 Total Oil & Grease	S
7099	263	A	B2-8-78	6010 Lead	S
7099	264	A	B2-8-126	BTEX/TPHgas	S
7099	265	A	B2-8-126	TPHdiesel	S
7099	266	A	B2-8-174	BTEX/TPHgas	S
7099	267	A	B2-8-174	TPHdiesel	S
7099	268	A	B2-9-1	6010 Lead	S
7099	269	A	B2-9-6	5520 Total Oil & Grease	S
7099	270	A	B2-9-6	6010 Lead	S

I **Sample Description & Analysis Request**

Laboratory ID			Sample ID	Analysis Description	Matrix
7099	271	A	B2-9-30	5520 Total Oil & Grease	S
7099	272	A	B2-9-30	6010 Lead	S
7099	273	A	B2-9-30	9045 pH	S
7099	274	A	B2-9-78	BTEX/TPHgas	S
7099	275	A	B2-9-78	TPHdiesel	S
7099	276	A	B2-9-78	5520 Total Oil & Grease	S
7099	277	A	B2-9-78	6010 Lead	S
7099	278	A	B2-9-126	BTEX/TPHgas	S
7099	279	A	B2-9-126	TPHdiesel	S
7099	280	A	B2-9-174	BTEX/TPHgas	S
7099	281	A	B2-9-174	TPHdiesel	S
7099	282	A	CALTHAY-ER	8010	W
7099	283	A	10-15-96-TB	8010	W

## II Quality Control

- A. **Project Specific QC.** QC was performed in accordance with Caltrans Contract # 43Y097.
- B. **Method Blank Results.** A method blank is a laboratory-generated sample which assesses the degree to which laboratory operations and procedures cause false-positive analytical results for your sample.

No target parameters were detected in the method blank associated with your sample at the reporting limit levels noted on the data sheets in the Analytical Results section.

- C. **Laboratory Control Spike.** A Laboratory Control Spike (LCS) is a sample which is spiked with known analyte concentrations, and analyzed at approximately 10% of the sample load in order to establish method-specific control limits. The LCS results associated with your samples are on the attached Laboratory Control Spike and Laboratory Control Spike Duplicate Analysis Report.
- D. **Matrix Spike Results.** A Matrix Spike is a sample which is spiked with known analyte concentrations, and analyzed at approximately 10% of the sample load in order to establish method-specific control limits. The Matrix Spike results associated with your samples are on the attached Matrix Spike and Matrix Spike Duplicate Analysis Report.

Accuracy is measured by Percent Recovery as in:

$$\% \text{ recovery} = \frac{(\text{measured concentration}) \times 100}{(\text{actual concentration})}$$

## III Analysis Results

Results are on the attached data sheets.



**Holding Time Table**

Laboratory ID	Sample ID	Analysis Description	Matrix	Date Sampled	Date Rec'd	Date Extracted	Date Analyzed
7099 027 A	B1-10-78	8010	S	10/16/96	10/17/96	10/28/96	10/28/96
7099 028 A	B1-10-78	5520 Total Oil & Grease	S	10/16/96	10/17/96	10/19/96	10/19/96
7099 029 A	B1-10-78	6010 Lead	S	10/16/96	10/17/96	10/18/96*	10/21/96
7099 030 A	B1-10-126	BTEX/TPHgas	S	10/16/96	10/17/96	N/A	10/18/96
7099 031 A	B1-10-126	TPHdiesel	S	10/16/96	10/17/96	10/18/96	10/18/96
7099 032 A	B1-10-126	8010	S	10/16/96	10/17/96	10/28/96	10/28/96
7099 033 A	B1-10-174	BTEX/TPHgas	S	10/16/96	10/17/96	N/A	10/18/96
7099 034 A	B1-10-174	TPHdiesel	S	10/16/96	10/17/96	10/18/96	10/18/96
7099 035 A	B1-10-174	8010	S	10/16/96	10/17/96	10/28/96	10/28/96
7099 036 A	B1-11-6	5520 Total Oil & Grease	S	10/16/96	10/17/96	10/19/96	10/19/96
7099 037 A	B1-11-6	6010 Lead	S	10/16/96	10/17/96	10/18/96*	10/21/96
7099 038 A	B1-11-30	5520 Total Oil & Grease	S	10/16/96	10/17/96	10/19/96	10/19/96
7099 039 A	B1-11-30	6010 Lead	S	10/16/96	10/17/96	10/18/96*	10/21/96
7099 040 A	B1-11-30	9045 pH	S	10/16/96	10/17/96	N/A	10/18/96
7099 041 A	B1-11-78	BTEX/TPHgas	S	10/16/96	10/17/96	N/A	10/18/96
7099 042 A	B1-11-78	TPHdiesel	S	10/16/96	10/17/96	10/18/96	10/18/96
7099 043 A	B1-11-78	5520 Total Oil & Grease	S	10/16/96	10/17/96	10/19/96	10/19/96
7099 044 A	B1-11-78	6010 Lead	S	10/16/96	10/17/96	10/18/96*	10/21/96
7099 045 A	B1-11-126	BTEX/TPHgas	S	10/16/96	10/17/96	N/A	10/18/96 & 10/21/96
7099 046 A	B1-11-126	TPHdiesel	S	10/16/96	10/17/96	10/18/96	10/18/96
7099 047 A	B1-11-174	BTEX/TPHgas	S	10/16/96	10/17/96	N/A	10/21/96
7099 048 A	B1-11-174	TPHdiesel	S	10/16/96	10/17/96	10/18/96	10/18/96
7099 049 A	B1-8-78	BTEX/TPHgas	S	10/16/96	10/17/96	N/A	10/18/96
7099 050 A	B1-8-78	TPHdiesel	S	10/16/96	10/17/96	10/18/96	10/18/96
7099 051 A	B1-8-78	5520 Total Oil & Grease	S	10/16/96	10/17/96	10/19/96	10/19/96

**Holding Time Table**

Laboratory ID	Sample ID	Analysis Description	Matrix	Date Sampled	Date Rec'd	Date Extracted	Date Analyzed
7099 052 A	B1-8-78	6010 Lead	S	10/16/96	10/17/96	10/18/96*	10/21/96
7099 053 A	B1-8-126	BTEX/TPHgas	S	10/16/96	10/17/96	N/A	10/18/96
7099 054 A	B1-8-126	TPHdiesel	S	10/16/96	10/17/96	10/18/96	10/18/96
7099 055 A	B1-8-174	BTEX/TPHgas	S	10/16/96	10/17/96	N/A	10/18/96
7099 056 A	B1-8-174	TPHdiesel	S	10/16/96	10/17/96	10/18/96	10/18/96
7099 057 A	B1-9-1	6010 Lead	S	10/16/96	10/17/96	10/18/96*	10/21/96
7099 058 A	B1-9-6	5520 Total Oil & Grease	S	10/16/96	10/17/96	10/19/96	10/19/96
7099 059 A	B1-9-6	6010 Lead	S	10/16/96	10/17/96	10/18/96*	10/21/96
7099 060 A	B1-9-30	5520 Total Oil & Grease	S	10/16/96	10/17/96	10/19/96	10/19/96
7099 061 A	B1-9-30	6010 Lead	S	10/16/96	10/17/96	10/18/96*	10/21/96
7099 062 A	B1-9-78	BTEX/TPHgas	S	10/16/96	10/17/96	N/A	10/18/96
7099 063 A	B1-9-78	TPHdiesel	S	10/16/96	10/17/96	10/18/96	10/18/96
7099 064 A	B1-9-78	5520 Total Oil & Grease	S	10/16/96	10/17/96	10/19/96	10/19/96
7099 065 A	B1-9-78	6010 Lead	S	10/16/96	10/17/96	10/18/96*	10/21/96
7099 066 A	B1-9-126	BTEX/TPHgas	S	10/16/96	10/17/96	N/A	10/18/96
7099 067 A	B1-9-126	TPHdiesel	S	10/16/96	10/17/96	10/18/96	10/18/96
7099 068 A	B1-9-174	BTEX/TPHgas	S	10/16/96	10/17/96	N/A	10/18/96
7099 069 A	B1-9-174	TPHdiesel	S	10/16/96	10/17/96	10/18/96	10/18/96
7099 070 A	B1-6-126	BTEX/TPHgas	S	10/16/96	10/17/96	N/A	10/17/96
7099 071 A	B1-6-126	TPHdiesel	S	10/16/96	10/17/96	10/18/96	10/18/96
7099 072 A	B1-6-126	8010	S	10/16/96	10/17/96	10/28/96	10/28/96
7099 073 A	B1-6-174	BTEX/TPHgas	S	10/16/96	10/17/96	N/A	10/17/96
7099 074 A	B1-6-174	TPHdiesel	S	10/16/96	10/17/96	10/18/96	10/18/96
7099 075 A	B1-6-174	8010	S	10/16/96	10/17/96	10/28/96	10/28/96
7099 076 A	B1-7-6	5520 Total Oil & Grease	S	10/16/96	10/17/96	10/19/96	10/19/96
7099 077 A	B1-7-6	6010 Lead	S	10/16/96	10/17/96	10/18/96*	10/21/96

**Holding Time Table**

Laboratory ID	Sample ID	Analysis Description	Matrix	Date Sampled	Date Rec'd	Date Extracted	Date Analyzed
7099 078 A	B1-7-30	5520 Total Oil & Grease	S	10/16/96	10/17/96	10/19/96	10/19/96
7099 079 A	B1-7-30	6010 Lead	S	10/16/96	10/17/96	10/18/96*	10/21/96
7099 080 A	B1-7-30	9045 pH	S	10/16/96	10/17/96	N/A	10/18/96
7099 081 A	B1-7-78	BTEX/TPHgas	S	10/16/96	10/17/96	N/A	10/18/96
7099 082 A	B1-7-78	TPHdiesel	S	10/16/96	10/17/96	10/18/96	10/18/96
7099 083 A	B1-7-78	5520 Total Oil & Grease	S	10/16/96	10/17/96	10/19/96	10/19/96
7099 084 A	B1-7-78	6010 Lead	S	10/16/96	10/17/96	10/18/96*	10/21/96
7099 085 A	B1-7-126	BTEX/TPHgas	S	10/16/96	10/17/96	N/A	10/18/96
7099 086 A	B1-7-126	TPHdiesel	S	10/16/96	10/17/96	10/18/96	10/18/96
7099 087 A	B1-7-174	BTEX/TPHgas	S	10/16/96	10/17/96	N/A	10/18/96
7099 088 A	B1-7-174	TPHdiesel	S	10/16/96	10/17/96	10/18/96	10/18/96
7099 089 A	B1-8-1	6010 Lead	S	10/16/96	10/17/96	10/18/96*	10/21/96
7099 090 A	B1-8-6	5520 Total Oil & Grease	S	10/16/96	10/17/96	10/19/96	10/19/96
7099 091 A	B1-8-6	6010 Lead	S	10/16/96	10/17/96	10/18/96*	10/21/96
7099 092 A	B1-8-30	5520 Total Oil & Grease	S	10/16/96	10/17/96	10/19/96	10/19/96
7099 093 A	B1-8-30	6010 Lead	S	10/16/96	10/17/96	10/18/96*	10/21/96
7099 094 A	B1-4-174	BTEX/TPHgas	S	10/16/96	10/17/96	N/A	10/17/96
7099 095 A	B1-4-174	TPHdiesel	S	10/16/96	10/17/96	10/18/96	10/18/96
7099 096 A	B1-4-174	8010	S	10/16/96	10/17/96	10/28/96	10/28/96
7099 097 A	B1-5-1	6010 Lead	S	10/16/96	10/17/96	10/18/96*	10/21/96
7099 098 A	B1-5-6	5520 Total Oil & Grease	S	10/16/96	10/17/96	10/19/96	10/19/96
7099 099 A	B1-5-6	6010 Lead	S	10/16/96	10/17/96	10/18/96*	10/21/96
7099 100 A	B1-5-30	5520 Total Oil & Grease	S	10/16/96	10/17/96	10/19/96	10/19/96
7099 101 A	B1-5-30	6010 Lead	S	10/16/96	10/17/96	10/18/96*	10/21/96
7099 102 A	B1-5-78	BTEX/TPHgas	S	10/16/96	10/17/96	N/A	10/18/96
7099 103 A	B1-5-78	TPHdiesel	S	10/16/96	10/17/96	10/18/96	10/18/96

**Holding Time Table**

Laboratory ID	Sample ID	Analysis Description	Matrix	Date Sampled	Date Rec'd	Date Extracted	Date Analyzed
7099 104 A	B1-5-78	5520 Total Oil & Grease	S	10/16/96	10/17/96	10/19/96	10/19/96
7099 105 A	B1-5-78	6010 Lead	S	10/16/96	10/17/96	10/18/96*	10/21/96
7099 106 A	B1-5-126	BTEX/TPHgas	S	10/16/96	10/17/96	N/A	10/18/96
7099 107 A	B1-5-126	TPHdiesel	S	10/16/96	10/17/96	10/18/96	10/18/96
7099 108 A	B1-5-174	BTEX/TPHgas	S	10/16/96	10/17/96	N/A	10/18/96
7099 109 A	B1-5-174	TPHdiesel	S	10/16/96	10/17/96	10/18/96	10/18/96
7099 110 A	B1-6-6	8010	S	10/16/96	10/17/96	10/28/96	10/28/96
7099 111 A	B1-6-6	5520 Total Oil & Grease	S	10/16/96	10/17/96	10/19/96	10/19/96
7099 112 A	B1-6-6	6010 Lead	S	10/16/96	10/17/96	10/18/96*	10/21/96
7099 113 A	B1-6-30	8010	S	10/16/96	10/17/96	10/28/96	10/28/96
7099 114 A	B1-6-30	5520 Total Oil & Grease	S	10/16/96	10/17/96	10/19/96	10/19/96
7099 115 A	B1-6-30	6010 Lead	S	10/16/96	10/17/96	10/18/96*	10/21/96
7099 116 A	B1-6-78	BTEX/TPHgas	S	10/16/96	10/17/96	N/A	10/18/96
7099 117 A	B1-6-78	TPHdiesel	S	10/16/96	10/17/96	10/18/96	10/18/96
7099 118 A	B1-6-78	8010	S	10/16/96	10/17/96	10/28/96	10/28/96
7099 119 A	B1-6-78	5520 Total Oil & Grease	S	10/16/96	10/17/96	10/19/96	10/19/96
7099 120 A	B1-6-78	6010 Lead	S	10/16/96	10/17/96	10/18/96*	10/21/96
7099 121 A	B1-2-174	BTEX/TPHgas	S	10/16/96	10/17/96	N/A	10/18/96
7099 122 A	B1-2-174	TPHdiesel	S	10/16/96	10/17/96	10/18/96	10/18/96
7099 123 A	B1-3-6	8010	S	10/16/96	10/17/96	10/28/96	10/28/96
7099 124 A	B1-3-6	5520 Total Oil & Grease	S	10/16/96	10/17/96	10/19/96	10/19/96
7099 125 A	B1-3-6	6010 Lead	S	10/16/96	10/17/96	10/18/96*	10/21/96
7099 126 A	B1-3-30	8010	S	10/16/96	10/17/96	10/28/96	10/28/96
7099 127 A	B1-3-30	5520 Total Oil & Grease	S	10/16/96	10/17/96	10/19/96	10/19/96
7099 128 A	B1-3-30	6010 Lead	S	10/16/96	10/17/96	10/18/96*	10/21/96
7099 129 A	B1-3-78	BTEX/TPHgas	S	10/16/96	10/17/96	N/A	10/18/96

**Holding Time Table**

Laboratory ID	Sample ID	Analysis Description	Matrix	Date Sampled	Date Rec'd	Date Extracted	Date Analyzed
7099 130 A	B1-3-78	TPHdiesel	S	10/16/96	10/17/96	10/18/96	10/18/96
7099 131 A	B1-3-78	8010	S	10/16/96	10/17/96	10/28/96	10/28/96
7099 132 A	B1-3-78	5520 Total Oil & Grease	S	10/16/96	10/17/96	10/19/96	10/19/96
7099 133 A	B1-3-78	6010 Lead	S	10/16/96	10/17/96	10/18/96*	10/21/96
7099 134 A	B1-3-126	BTEX/TPHgas	S	10/16/96	10/17/96	N/A	10/18/96
7099 135 A	B1-3-126	TPHdiesel	S	10/16/96	10/17/96	10/18/96	10/18/96
7099 136 A	B1-3-126	8010	S	10/16/96	10/17/96	10/28/96	10/28/96
7099 137 A	B1-3-174	BTEX/TPHgas	S	10/16/96	10/17/96	N/A	10/18/96
7099 138 A	B1-3-174	TPHdiesel	S	10/16/96	10/17/96	10/18/96	10/18/96
7099 139 A	B1-3-174	8010	S	10/16/96	10/17/96	10/28/96	10/28/96
7099 140 A	B1-4-6	8010	S	10/16/96	10/17/96	10/28/96	10/28/96
7099 141 A	B1-4-6	5520 Total Oil & Grease	S	10/16/96	10/17/96	10/20/96	10/20/96
7099 142 A	B1-4-6	6010 Lead	S	10/16/96	10/17/96	10/18/96*	10/21/96
7099 143 A	B1-4-30	8010	S	10/16/96	10/17/96	10/28/96	10/28/96
7099 144 A	B1-4-30	5520 Total Oil & Grease	S	10/16/96	10/17/96	10/20/96	10/20/96
7099 145 A	B1-4-30	6010 Lead	S	10/16/96	10/17/96	10/18/96*	10/21/96
7099 146 A	B1-4-78	BTEX/TPHgas	S	10/16/96	10/17/96	N/A	10/18/96
7099 147 A	B1-4-78	TPHdiesel	S	10/16/96	10/17/96	10/18/96	10/18/96
7099 148 A	B1-4-78	8010	S	10/16/96	10/17/96	10/28/96	10/28/96
7099 149 A	B1-4-78	5520 Total Oil & Grease	S	10/16/96	10/17/96	10/20/96	10/20/96
7099 150 A	B1-4-78	6010 Lead	S	10/16/96	10/17/96	10/18/96*	10/21/96
7099 151 A	B1-4-126	BTEX/TPHgas	S	10/16/96	10/17/96	N/A	10/17/96
7099 152 A	B1-4-126	TPHdiesel	S	10/16/96	10/17/96	10/18/96	10/18/96
7099 153 A	B1-4-126	8010	S	10/16/96	10/17/96	10/28/96	10/28/96
7099 154 A	B1-1-6	5520 Total Oil & Grease	S	10/16/96	10/17/96	10/20/96	10/20/96
7099 155 A	B1-1-6	6010 Lead	S	10/16/96	10/17/96	10/18/96*	10/21/96

**Holding Time Table**

Laboratory ID	Sample ID	Analysis Description	Matrix	Date Sampled	Date Rec'd	Date Extracted	Date Analyzed
7099 156 A	B1-1-30	5520 Total Oil & Grease	S	10/16/96	10/17/96	10/20/96	10/20/96
7099 157 A	B1-1-30	6010 Lead	S	10/16/96	10/17/96	10/18/96*	10/21/96
7099 158 A	B1-1-30	9045 pH	S	10/16/96	10/17/96	N/A	10/18/96
7099 159 A	B1-1-78	BTEX/TPHgas	S	10/16/96	10/17/96	N/A	10/18/96
7099 160 A	B1-1-78	TPHdiesel	S	10/16/96	10/17/96	10/18/96	10/18/96
7099 161 A	B1-1-78	5520 Total Oil & Grease	S	10/16/96	10/17/96	10/20/96	10/20/96
7099 162 A	B1-1-78	6010 Lead	S	10/16/96	10/17/96	10/18/96*	10/21/96
7099 163 A	B1-1-126	BTEX/TPHgas	S	10/16/96	10/17/96	N/A	10/18/96
7099 164 A	B1-1-126	TPHdiesel	S	10/16/96	10/17/96	10/18/96	10/18/96
7099 165 A	B1-1-174	BTEX/TPHgas	S	10/16/96	10/17/96	N/A	10/18/96
7099 166 A	B1-1-174	TPHdiesel	S	10/16/96	10/17/96	10/18/96	10/18/96
7099 167 A	B1-2-1	6010 Lead	S	10/16/96	10/17/96	10/18/96*	10/21/96
7099 168 A	B1-2-6	5520 Total Oil & Grease	S	10/16/96	10/17/96	10/20/96	10/20/96
7099 169 A	B1-2-6	6010 Lead	S	10/16/96	10/17/96	10/18/96*	10/21/96
7099 170 A	B1-2-30	5520 Total Oil & Grease	S	10/16/96	10/17/96	10/20/96	10/20/96
7099 171 A	B1-2-30	6010 Lead	S	10/16/96	10/17/96	10/18/96*	10/21/96
7099 172 A	B1-2-78	BTEX/TPHgas	S	10/16/96	10/17/96	N/A	10/18/96
7099 173 A	B1-2-78	TPHdiesel	S	10/16/96	10/17/96	10/18/96	10/18/96
7099 174 A	B1-2-78	5520 Total Oil & Grease	S	10/16/96	10/17/96	10/20/96	10/20/96
7099 175 A	B1-2-78	6010 Lead	S	10/16/96	10/17/96	10/18/96*	10/21/96
7099 176 A	B1-2-126	BTEX/TPHgas	S	10/16/96	10/17/96	N/A	10/18/96
7099 177 A	B1-2-126	TPHdiesel	S	10/16/96	10/17/96	10/19/96	10/19/96
7099 178 A	B2-1-1	6010 Lead	S	10/15/96	10/17/96	10/18/96*	10/21/96
7099 179 A	B2-1-6	5520 Total Oil & Grease	S	10/15/96	10/17/96	10/20/96	10/20/96
7099 180 A	B2-1-6	6010 Lead	S	10/15/96	10/17/96	10/18/96*	10/21/96
7099 181 A	B2-1-30	5520 Total Oil & Grease	S	10/15/96	10/17/96	10/20/96	10/20/96

Holding Time Table

Laboratory ID	Sample ID	Analysis Description	Matrix	Date Sampled	Date Rec'd	Date Extracted	Date Analyzed
7099 182 A	B2-1-30	6010 Lead	S	10/15/96	10/17/96	10/18/96*	10/21/96
7099 183 A	B2-1-30	9045 pH	S	10/15/96	10/17/96	N/A	10/18/96
7099 184 A	B2-2-6	5520 Total Oil & Grease	S	10/15/96	10/17/96	10/20/96	10/20/96
7099 185 A	B2-2-6	6010 Lead	S	10/15/96	10/17/96	10/18/96*	10/21/96
7099 186 A	B2-2-30	5520 Total Oil & Grease	S	10/15/96	10/17/96	10/20/96	10/20/96
7099 187 A	B2-2-30	6010 Lead	S	10/15/96	10/17/96	10/18/96*	10/21/96
7099 188 A	B2-2-78	BTEX/TPHgas	S	10/15/96	10/17/96	N/A	10/18/96
7099 189 A	B2-2-78	TPHdiesel	S	10/15/96	10/17/96	10/19/96	10/19/96
7099 190 A	B2-2-78	5520 Total Oil & Grease	S	10/15/96	10/17/96	10/20/96	10/20/96
7099 191 A	B2-2-78	6010 Lead	S	10/15/96	10/17/96	10/18/96*	10/21/96
7099 192 A	B2-2-126	BTEX/TPHgas	S	10/15/96	10/17/96	N/A	10/17/96
7099 193 A	B2-2-126	TPHdiesel	S	10/15/96	10/17/96	10/19/96	10/19/96
7099 194 A	B2-2-174	BTEX/TPHgas	S	10/15/96	10/17/96	N/A	10/17/96
7099 195 A	B2-2-174	TPHdiesel	S	10/15/96	10/17/96	10/19/96	10/19/96
7099 196 A	B2-3-6	5520 Total Oil & Grease	S	10/15/96	10/17/96	10/20/96	10/20/96
7099 197 A	B2-3-6	6010 Lead	S	10/15/96	10/17/96	10/18/96*	10/21/96
7099 198 A	B2-3-30	5520 Total Oil & Grease	S	10/15/96	10/17/96	10/20/96	10/20/96
7099 199 A	B2-3-30	6010 Lead	S	10/15/96	10/17/96	10/18/96*	10/21/96
7099 200 A	B2-3-78	BTEX/TPHgas	S	10/15/96	10/17/96	N/A	10/17/96
7099 201 A	B2-3-78	TPHdiesel	S	10/15/96	10/17/96	10/19/96	10/19/96
7099 202 A	B2-3-78	5520 Total Oil & Grease	S	10/15/96	10/17/96	10/20/96	10/20/96
7099 203 A	B2-3-78	6010 Lead	S	10/15/96	10/17/96	10/18/96*	10/21/96
7099 204 A	B2-3-126	BTEX/TPHgas	S	10/15/96	10/17/96	N/A	10/21/96
7099 205 A	B2-3-126	TPHdiesel	S	10/15/96	10/17/96	10/19/96	10/19/96
7099 206 A	B2-3-174	BTEX/TPHgas	S	10/15/96	10/17/96	N/A	10/21/96
7099 207 A	B2-3-174	TPHdiesel	S	10/15/96	10/17/96	10/19/96	10/19/96

**Holding Time Table**

Laboratory ID	Sample ID	Analysis Description	Matrix	Date Sampled	Date Rec'd	Date Extracted	Date Analyzed
7099 208 A	B2-4-1	6010 Lead	S	10/15/96	10/17/96	10/18/96*	10/21/96
7099 209 A	B2-4-6	5520 Total Oil & Grease	S	10/15/96	10/17/96	10/20/96	10/20/96
7099 210 A	B2-4-6	6010 Lead	S	10/15/96	10/17/96	10/18/96*	10/21/96
7099 211 A	B2-4-30	5520 Total Oil & Grease	S	10/15/96	10/17/96	10/20/96	10/20/96
7099 212 A	B2-4-30	6010 Lead	S	10/15/96	10/17/96	10/18/96*	10/21/96
7099 213 A	B2-4-78	BTEX/TPHgas	S	10/15/96	10/17/96	N/A	10/17/96
7099 214 A	B2-4-78	TPHdiesel	S	10/15/96	10/17/96	10/19/96	10/19/96
7099 215 A	B2-4-78	5520 Total Oil & Grease	S	10/15/96	10/17/96	10/20/96	10/20/96
7099 216 A	B2-4-78	6010 Lead	S	10/15/96	10/17/96	10/18/96*	10/21/96
7099 217 A	B2-4-126	BTEX/TPHgas	S	10/15/96	10/17/96	N/A	10/17/96
7099 218 A	B2-4-126	TPHdiesel	S	10/15/96	10/17/96	10/19/96	10/19/96
7099 219 A	B2-5-6	5520 Total Oil & Grease	S	10/15/96	10/17/96	10/20/96	10/20/96
7099 220 A	B2-5-6	6010 Lead	S	10/15/96	10/17/96	10/18/96*	10/21/96
7099 221 A	B2-5-30	5520 Total Oil & Grease	S	10/15/96	10/17/96	10/20/96	10/20/96
7099 222 A	B2-5-30	6010 Lead	S	10/15/96	10/17/96	10/18/96*	10/21/96
7099 223 A	B2-5-30	9045 pH	S	10/15/96	10/17/96	N/A	10/18/96
7099 224 A	B2-5-78	BTEX/TPHgas	S	10/15/96	10/17/96	N/A	10/18/96
7099 225 A	B2-5-78	TPHdiesel	S	10/15/96	10/17/96	10/19/96	10/19/96
7099 226 A	B2-5-78	5520 Total Oil & Grease	S	10/15/96	10/17/96	10/20/96	10/20/96
7099 227 A	B2-5-78	6010 Lead	S	10/15/96	10/17/96	10/18/96*	10/21/96
7099 228 A	B2-5-126	BTEX/TPHgas	S	10/15/96	10/17/96	N/A	10/17/96
7099 229 A	B2-5-126	TPHdiesel	S	10/15/96	10/17/96	10/19/96	10/19/96
7099 230 A	B2-5-174	BTEX/TPHgas	S	10/15/96	10/17/96	N/A	10/17/96
7099 231 A	B2-5-174	TPHdiesel	S	10/15/96	10/17/96	10/19/96	10/19/96
7099 232 A	B2-6-6	5520 Total Oil & Grease	S	10/15/96	10/17/96	10/20/96	10/20/96
7099 233 A	B2-6-6	6010 Lead	S	10/15/96	10/17/96	10/18/96*	10/21/96



**Holding Time Table**

Laboratory ID	Sample ID	Analysis Description	Matrix	Date Sampled	Date Rec'd	Date Extracted	Date Analyzed
7099 234 A	B2-6-30	5520 Total Oil & Grease	S	10/15/96	10/17/96	10/20/96	10/20/96
7099 235 A	B2-6-30	6010 Lead	S	10/15/96	10/17/96	10/18/96*	10/21/96
7099 236 A	B2-6-78	BTEX/TPHgas	S	10/15/96	10/17/96	N/A	10/18/96
7099 237 A	B2-6-78	TPHdiesel	S	10/15/96	10/17/96	10/19/96	10/19/96
7099 238 A	B2-6-78	5520 Total Oil & Grease	S	10/15/96	10/17/96	10/20/96	10/20/96
7099 239 A	B2-6-78	6010 Lead	S	10/15/96	10/17/96	10/18/96*	10/21/96
7099 240 A	B2-6-126	BTEX/TPHgas	S	10/15/96	10/17/96	N/A	10/18/96
7099 241 A	B2-6-126	TPHdiesel	S	10/15/96	10/17/96	10/19/96	10/19/96
7099 242 A	B2-6-174	BTEX/TPHgas	S	10/15/96	10/17/96	N/A	10/18/96
7099 243 A	B2-6-174	TPHdiesel	S	10/15/96	10/17/96	10/19/96	10/19/96
7099 244 A	B2-7-1	6010 Lead	S	10/15/96	10/17/96	10/18/96*	10/21/96
7099 245 A	B2-7-6	5520 Total Oil & Grease	S	10/15/96	10/17/96	10/20/96	10/20/96
7099 246 A	B2-7-6	6010 Lead	S	10/15/96	10/17/96	10/18/96*	10/21/96
7099 247 A	B2-7-30	5520 Total Oil & Grease	S	10/15/96	10/17/96	10/20/96	10/20/96
7099 248 A	B2-7-30	6010 Lead	S	10/15/96	10/17/96	10/18/96*	10/21/96
7099 249 A	B2-7-78	BTEX/TPHgas	S	10/15/96	10/17/96	N/A	10/17/96
7099 250 A	B2-7-78	TPHdiesel	S	10/15/96	10/17/96	10/19/96	10/19/96
7099 251 A	B2-7-78	5520 Total Oil & Grease	S	10/15/96	10/17/96	10/20/96	10/20/96
7099 252 A	B2-7-78	6010 Lead	S	10/15/96	10/17/96	10/18/96*	10/21/96
7099 253 A	B2-7-126	BTEX/TPHgas	S	10/15/96	10/17/96	N/A	10/17/96
7099 254 A	B2-7-126	TPHdiesel	S	10/15/96	10/17/96	10/19/96	10/19/96
7099 255 A	B2-7-174	BTEX/TPHgas	S	10/15/96	10/17/96	N/A	10/17/96
7099 256 A	B2-7-174	TPHdiesel	S	10/15/96	10/17/96	10/19/96	10/19/96
7099 257 A	B2-8-12	5520 Total Oil & Grease	S	10/15/96	10/17/96	10/20/96	10/20/96
7099 258 A	B2-8-12	6010 Lead	S	10/15/96	10/17/96	10/18/96*	10/21/96
7099 259 A	B2-8-30	9045 pH	S	10/15/96	10/17/96	N/A	10/18/96

**Holding Time Table**

Laboratory ID	Sample ID	Analysis Description	Matrix	Date Sampled	Date Rec'd	Date Extracted	Date Analyzed
7099 260 A	B2-8-78	BTEX/TPHgas	S	10/15/96	10/17/96	N/A	10/17/96
7099 261 A	B2-8-78	TPHdiesel	S	10/15/96	10/17/96	10/19/96	10/19/96
7099 262 A	B2-8-78	5520 Total Oil & Grease	S	10/15/96	10/17/96	10/20/96	10/20/96
7099 263 A	B2-8-78	6010 Lead	S	10/15/96	10/17/96	10/18/96*	10/21/96
7099 264 A	B2-8-126	BTEX/TPHgas	S	10/15/96	10/17/96	N/A	10/17/96
7099 265 A	B2-8-126	TPHdiesel	S	10/15/96	10/17/96	10/19/96	10/19/96
7099 266 A	B2-8-174	BTEX/TPHgas	S	10/15/96	10/17/96	N/A	10/17/96
7099 267 A	B2-8-174	TPHdiesel	S	10/15/96	10/17/96	10/19/96	10/19/96
7099 268 A	B2-9-1	6010 Lead	S	10/15/96	10/17/96	10/18/96*	10/21/96
7099 269 A	B2-9-6	5520 Total Oil & Grease	S	10/15/96	10/17/96	10/20/96	10/20/96
7099 270 A	B2-9-6	6010 Lead	S	10/15/96	10/17/96	10/18/96*	10/21/96
7099 271 A	B2-9-30	5520 Total Oil & Grease	S	10/15/96	10/17/96	10/20/96	10/20/96
7099 272 A	B2-9-30	6010 Lead	S	10/15/96	10/17/96	10/18/96*	10/21/96
7099 273 A	B2-9-30	9045 pH	S	10/15/96	10/17/96	N/A	10/18/96
7099 274 A	B2-9-78	BTEX/TPHgas	S	10/15/96	10/17/96	N/A	10/17/96
7099 275 A	B2-9-78	TPHdiesel	S	10/15/96	10/17/96	10/19/96	10/19/96
7099 276 A	B2-9-78	5520 Total Oil & Grease	S	10/15/96	10/17/96	10/20/96	10/20/96
7099 277 A	B2-9-78	6010 Lead	S	10/15/96	10/17/96	10/18/96*	10/21/96
7099 278 A	B2-9-126	BTEX/TPHgas	S	10/15/96	10/17/96	N/A	10/18/96
7099 279 A	B2-9-126	TPHdiesel	S	10/15/96	10/17/96	10/19/96	10/19/96
7099 280 A	B2-9-174	BTEX/TPHgas	S	10/15/96	10/17/96	N/A	10/18/96
7099 281 A	B2-9-174	TPHdiesel	S	10/15/96	10/17/96	10/19/96	10/19/96
7099 282 A	CALTHAY-ER	8010	W	10/15/96	10/17/96	10/25/96	10/25/96
7099 283 A	10-15-96-TB	8010	W	10/15/96	10/17/96	10/25/96	10/25/96
* Date Digested.							

**EPA Method 8020/8015  
Modified Analysis Report**

Attention: Mr. Mike Miller  
IT Corporation  
3634 Eknes St.  
Mather, CA 95655

Date Sampled: Oct 16, 1996  
Date Received: Oct 17, 1996  
Date Analyzed: Oct 17, 1996  
Invoice #: 7099

Project #: 769025

Project Name: Cal Trans

Client ID: B1-4-GW (dup)

LAB ID: 7099-004A

Matrix: Water

Dilution: 1: 1

Name	Amount	Detection Limit	Units
Benzene	ND	0.5	ug/l
Toluene	ND	0.5	ug/l
Ethylbenzene	ND	0.5	ug/l
Xylenes	ND	0.5	ug/l
TPHgas	ND	50	ug/l

Surrogate % Recovery of Trifluorotoluene = 90%

ppb = parts per billion = ug/l = micrograms per liter  
ppm = parts per million = ug/ml = micrograms per milliliter  
ND = Not Detected. Compound(s) may be present at concentrations below the detection limit.

  
C. Chapman, GC Manager

Oct 21, 1996  
Date Reported

SPARGER TECHNOLOGY ANALYTICAL LABORATORY, INC. IS CERTIFIED BY THE STATE OF CALIFORNIA  
DEPARTMENT OF HEALTH SERVICES AS A HAZARDOUS WASTE TESTING LABORATORY  
(Certification No. 1814)

8020004.XLS

**EPA Method 8020/8015  
 Modified Analysis Report**

Attention:	Mr. Mike Miller IT Corporation 3634 Eknes St. Mather, CA 95655	Date Sampled:	Oct 16, 1996
		Date Received:	Oct 17, 1996
		Date Analyzed:	Oct 17, 1996
		Invoice #:	7099
Project #:	769025	Project Name:	Cal Trans
Client ID:	B1-6-GW	LAB ID:	7099-005A
Matrix:	Water	Dilution:	1: 1

Name	Amount	Detection Limit	Units
Benzene	ND	0.5	ug/l
Toluene	ND	0.5	ug/l
Ethylbenzene	ND	0.5	ug/l
Xylenes	ND	0.5	ug/l
TPHgas	ND	50	ug/l

Surrogate % Recovery of Trifluorotoluene = 93%

ppb = parts per billion = ug/l = micrograms per liter  
 ppm = parts per million = ug/ml = micrograms per milliliter  
 ND = Not Detected. Compound(s) may be present at concentrations below the detection limit.

  
 C. Chapman, GE Manager

Oct 21, 1996  
 Date Reported

SPARGER TECHNOLOGY ANALYTICAL LABORATORY, INC. IS CERTIFIED BY THE STATE OF CALIFORNIA  
 DEPARTMENT OF HEALTH SERVICES AS A HAZARDOUS WASTE TESTING LABORATORY  
 (Certification No. 1814)

8020005.XLS

**EPA Method 8020/8015  
Modified Analysis Report**

Attention: Mr. Mike Miller  
IT Corporation  
3634 Eknes St.  
Mather, CA 95655

Date Sampled: Oct 16, 1996  
Date Received: Oct 17, 1996  
Date Analyzed: Oct 17, 1996  
Invoice #: 7099

Project #: 769025

Project Name: Cal Trans

Client ID: B1-8-GW

LAB ID: 7099-008A

Matrix: Water

Dilution: 1: 1

Name	Amount	Detection Limit	Units
Benzene	ND	0.5	ug/l
Toluene	1.1	0.5	ug/l
Ethylbenzene	ND	0.5	ug/l
Xylenes	2.3	0.5	ug/l
TPHgas	ND	50	ug/l

Surrogate % Recovery of Trifluorotoluene = 89%

ppb = parts per billion = ug/l = micrograms per liter  
ppm = parts per million = ug/ml = micrograms per milliliter  
ND = Not Detected. Compound(s) may be present at concentrations below the detection limit.

  
C. Chapman, QC Manager

Oct 21, 1996  
Date Reported

SPARGER TECHNOLOGY ANALYTICAL LABORATORY, INC. IS CERTIFIED BY THE STATE OF CALIFORNIA  
DEPARTMENT OF HEALTH SERVICES AS A HAZARDOUS WASTE TESTING LABORATORY  
(Certification No. 1614)

8020008.XLS

**EPA Method 8020/8015  
Modified Analysis Report**

Attention: Mr. Mike Miller  
IT Corporation  
3634 Eknes St.  
Mather, CA 95655

Date Sampled: Oct 16, 1996  
Date Received: Oct 17, 1996  
Date Analyzed: Oct 21, 1996  
Invoice #: 7099

Project #: 769025

Project Name: Cal Trans

Client ID: B1-11-GW

LAB ID: 7099-012A


Matrix: Water

Dilution: 1: 10

Name	Amount	Detection Limit	Units
Benzene	51	5.0	ug/l
Toluene	200	5.0	ug/l
Ethylbenzene	59	5.0	ug/l
Xylenes	290	5.0	ug/l
TPHgas	1700	500	ug/l

Surrogate % Recovery of Trifluorotoluene = 100%

ppb = parts per billion = ug/l = micrograms per liter  
ppm = parts per million = ug/ml = micrograms per milliliter  
ND = Not Detected. Compound(s) may be present at concentrations below the detection limit.

  
C. Chapman, GC Manager

Oct 21, 1996  
Date Reported

SPARGER TECHNOLOGY ANALYTICAL LABORATORY, INC. IS CERTIFIED BY THE STATE OF CALIFORNIA  
DEPARTMENT OF HEALTH SERVICES AS A HAZARDOUS WASTE TESTING LABORATORY  
(Certification No. 1814)

8020012.XLS

**EPA Method 8020/8015  
Modified Analysis Report**

Attention:	Mr. Mike Miller IT Corporation 3634 Eknes St. Mather, CA 95655	Date Sampled:	Oct 16, 1996
		Date Received:	Oct 17, 1996
		Date Analyzed:	Oct 18, 1996
		Invoice #:	7099
Project #:	769025	Project Name:	Cal Trans
Client ID:	B1-10-78	LAB ID:	7099-025A
Matrix:	Soil	Dilution:	1: 1

Name	Amount	Detection Limit	Units
Benzene	ND	0.005	mg/kg
Toluene	ND	0.005	mg/kg
Ethylbenzene	ND	0.005	mg/kg
Xylenes	ND	0.005	mg/kg
TPHgas	ND	1.0	mg/kg
<b>Surrogate % Recovery of Trifluorotoluene =</b>		<b>86%</b>	

ppb = parts per billion = ug/kg = micrograms per kilogram

ppm = parts per million = mg/kg = milligrams per kilogram

ND = Not Detected. Compound(s) may be present at concentrations below the detection limit.

  
C. Chapman, GC Manager

Oct 21, 1996  
Date Reported

SPARGER TECHNOLOGY ANALYTICAL LABORATORY, INC. IS CERTIFIED BY THE STATE OF CALIFORNIA  
DEPARTMENT OF HEALTH SERVICES AS A HAZARDOUS WASTE TESTING LABORATORY  
(Certification No. 1614)

8020025.XLS

**EPA Method 8020/8015  
 Modified Analysis Report**

Attention:	Mr. Mike Miller IT Corporation 3634 Eknes St. Mather, CA 95655	Date Sampled:	Oct 16, 1996
		Date Received:	Oct 17, 1996
		Date Analyzed:	Oct 18, 1996
		Invoice #:	7099
Project #:	769025	Project Name:	Cal Trans
Client ID:	B1-10-126	LAB ID:	7099-030A
Matrix:	Soil	Dilution: 1:	1

Name	Amount	Detection Limit	Units
Benzene	ND	0.005	mg/kg
Toluene	ND	0.005	mg/kg
Ethylbenzene	ND	0.005	mg/kg
Xylenes	ND	0.005	mg/kg
TPHgas	ND	1.0	mg/kg
<b>Surrogate % Recovery of Trifluorotoluene =</b>		<b>92%</b>	

ppb = parts per billion = ug/kg = micrograms per kilogram

ppm = parts per million = mg/kg = milligrams per kilogram

ND = Not Detected. Compound(s) may be present at concentrations below the detection limit.

  
 C. Chapman, GC Manager

Oct 21, 1996  
 Date Reported

SPARGER TECHNOLOGY ANALYTICAL LABORATORY, INC. IS CERTIFIED BY THE STATE OF CALIFORNIA  
 DEPARTMENT OF HEALTH SERVICES AS A HAZARDOUS WASTE TESTING LABORATORY  
 (Certification No. 1614)

8020030.XLS



**EPA Method 8020/8015  
 Modified Analysis Report**

Attention: Mr. Mike Miller  
 IT Corporation  
 3634 Eknes St.  
 Mather, CA 95655

Date Sampled: Oct 16, 1996  
 Date Received: Oct 17, 1996  
 Date Analyzed: Oct 18, 1996  
 Invoice #: 7099

Project #: 769025

Project Name: Cal Trans

Client ID: B1-10-174

LAB ID: 7099-033A

Matrix: Soil

Dilution: 1: 1

Name	Amount	Detection Limit	Units
Benzene	ND	0.005	mg/kg
Toluene	ND	0.005	mg/kg
Ethylbenzene	ND	0.005	mg/kg
Xylenes	ND	0.005	mg/kg
TPHgas	ND	1.0	mg/kg
Surrogate % Recovery of Trifluorotoluene =		93%	

ppb = parts per billion = ug/kg = micrograms per kilogram

ppm = parts per million = mg/kg = milligrams per kilogram

ND = Not Detected. Compound(s) may be present at concentrations below the detection limit.

  
 C. Chapman, GC Manager

Oct 21, 1996  
 Date Reported

SPARGER TECHNOLOGY ANALYTICAL LABORATORY, INC. IS CERTIFIED BY THE STATE OF CALIFORNIA  
 DEPARTMENT OF HEALTH SERVICES AS A HAZARDOUS WASTE TESTING LABORATORY  
 (Certification No. 1614)

8020033.XLS

**EPA Method 8020/8015  
 Modified Analysis Report**

Attention: Mr. Mike Miller  
 IT Corporation  
 3634 Eknes St.  
 Mather, CA 95655

Date Sampled: Oct 16, 1996  
 Date Received: Oct 17, 1996  
 Date Analyzed: Oct 18, 1996  
 Invoice #: 7099

Project #: 769025

Project Name: Cal Trans

Client ID: B1-11-78

LAB ID: 7099-041A

Matrix: Soil


Dilution: 1: 1

Name	Amount	Detection Limit	Units
Benzene	ND	0.005	mg/kg
Toluene	ND	0.005	mg/kg
Ethylbenzene	ND	0.005	mg/kg
Xylenes	ND	0.005	mg/kg
TPHgas	ND	1.0	mg/kg
Surrogate % Recovery of Trifluorotoluene =		82%	

ppb = parts per billion = ug/kg = micrograms per kilogram

ppm = parts per million = mg/kg = milligrams per kilogram

ND = Not Detected. Compound(s) may be present at concentrations below the detection limit.

  
 C. Chapman, GC Manager

Oct 21, 1996  
 Date Reported

SPARGER TECHNOLOGY ANALYTICAL LABORATORY, INC. IS CERTIFIED BY THE STATE OF CALIFORNIA  
 DEPARTMENT OF HEALTH SERVICES AS A HAZARDOUS WASTE TESTING LABORATORY  
 (Certification No. 1614)

8020041.XLS

**EPA Method 8020/8015  
Modified Analysis Report**

Attention:	Mr. Mike Miller IT Corporation 3634 Eknes St. Mather, CA 95655	Date Sampled:	Oct 16, 1996	
		Date Received:	Oct 17, 1996	
		Date Analyzed:	Oct 18, 1996	BTEX
		Date Analyzed:	Oct 21, 1996	TPHgas
		Invoice #:	7099	
Project #:	769025	Project Name:	Cal Trans	
Client ID:	B1-11-126	LAB ID:	7099-045A	
Matrix:	Soil	Dilution: 1:	2000	BTEX
		Dilution: 1:	1000	TPHgas

Name	Amount	Detection Limit	Units
Benzene	2.6	10	mg/kg
Toluene	34	10	mg/kg
Ethylbenzene	25	10	mg/kg
Xylenes	140	10	mg/kg
TPHgas	1100	1000	mg/kg
Surrogate % Recovery of Trifluorotoluene =		105%	

ppb = parts per billion = ug/kg = micrograms per kilogram

ppm = parts per million = mg/kg = milligrams per kilogram

ND = Not Detected. Compound(s) may be present at concentrations below the detection limit.



C. Chapman, GC Manager

Oct 21, 1996

Date Reported

SPARGER TECHNOLOGY ANALYTICAL LABORATORY, INC. IS CERTIFIED BY THE STATE OF CALIFORNIA  
DEPARTMENT OF HEALTH SERVICES AS A HAZARDOUS WASTE TESTING LABORATORY

(Certification No. 1614)

8020045.XLS

**EPA Method 8020/8015  
Modified Analysis Report**

Attention: Mr. Mike Miller  
IT Corporation  
3634 Eknes St.  
Mather, CA 95655

Date Sampled: Oct 16, 1996  
Date Received: Oct 17, 1996  
Date Analyzed: Oct 21, 1996  
Invoice #: 7099

Project #: 769025

Project Name: Cal Trans

Client ID: B1-11-174

LAB ID: 7099-047A

Matrix: Soil

Dilution: 1: 40 BTEX  
Dilution: 1: 10 TPHgas

Name	Amount	Detection Limit	Units
Benzene	0.20	0.2	mg/kg
Toluene	1.2	0.2	mg/kg
Ethylbenzene	ND	0.2	mg/kg
Xylenes	0.42	0.2	mg/kg
TPHgas	13	10	mg/kg

Surrogate % Recovery of Trifluorotoluene = 103%

ppb = parts per billion = ug/kg = micrograms per kilogram

ppm = parts per million = mg/kg = milligrams per kilogram

ND = Not Detected. Compound(s) may be present at concentrations below the detection limit.

  
C. Chapman, GC Manager

Oct 21, 1996  
Date Reported

SPARGER TECHNOLOGY ANALYTICAL LABORATORY, INC. IS CERTIFIED BY THE STATE OF CALIFORNIA  
DEPARTMENT OF HEALTH SERVICES AS A HAZARDOUS WASTE TESTING LABORATORY  
(Certification No. 1614)

8020047.XLS

**EPA Method 8020/8015  
Modified Analysis Report**

Attention: Mr. Mike Miller  
IT Corporation  
3634 Eknes St.  
Mather, CA 95655

Date Sampled: Oct 16, 1996  
Date Received: Oct 17, 1996  
Date Analyzed: Oct 18, 1996  
Invoice #: 7099

Project #: 769025

Project Name: Cal Trans

Client ID: B1-8-78

LAB ID: 7099-049A

Matrix: Soil

Dilution: 1: 1


Name	Amount	Detection Limit	Units
Benzene	ND	0.005	mg/kg
Toluene	ND	0.005	mg/kg
Ethylbenzene	ND	0.005	mg/kg
Xylenes	ND	0.005	mg/kg
TPHgas	ND	1.0	mg/kg

Surrogate % Recovery of Trifluorotoluene = 84%

ppb = parts per billion = ug/kg = micrograms per kilogram

ppm = parts per million = mg/kg = milligrams per kilogram

ND = Not Detected. Compound(s) may be present at concentrations below the detection limit.

  
C. Chapman, GC Manager

Oct 21, 1996

Date Reported

SPARGER TECHNOLOGY ANALYTICAL LABORATORY, INC. IS CERTIFIED BY THE STATE OF CALIFORNIA  
DEPARTMENT OF HEALTH SERVICES AS A HAZARDOUS WASTE TESTING LABORATORY  
(Certification No. 1614)

8020049.XLS

**EPA Method 8020/8015  
Modified Analysis Report**


Attention:	Mr. Mike Miller IT Corporation 3634 Eknes St. Mather, CA 95655	Date Sampled:	Oct 16, 1996
		Date Received:	Oct 17, 1996
		Date Analyzed:	Oct 18, 1996
		Invoice #:	7099
Project #:	769025	Project Name:	Cal Trans
Client ID:	B1-8-126	LAB ID:	7099-053A
Matrix:	Soil	Dilution: 1:	1

Name	Amount	Detection Limit	Units
Benzene	ND	0.005	mg/kg
Toluene	ND	0.005	mg/kg
Ethylbenzene	ND	0.005	mg/kg
Xylenes	ND	0.005	mg/kg
TPHgas	ND	1.0	mg/kg
Surrogate % Recovery of Trifluorotoluene =		94%	

ppb = parts per billion = ug/kg = micrograms per kilogram

ppm = parts per million = mg/kg = milligrams per kilogram

ND = Not Detected. Compound(s) may be present at concentrations below the detection limit.

  
C. Chapman, GC Manager

Oct 21, 1996  
Date Reported

SPARGER TECHNOLOGY ANALYTICAL LABORATORY, INC. IS CERTIFIED BY THE STATE OF CALIFORNIA  
DEPARTMENT OF HEALTH SERVICES AS A HAZARDOUS WASTE TESTING LABORATORY  
(Certification No. 1614)

8020053.XLS

**EPA Method 8020/8015  
Modified Analysis Report**

Attention:	Mr. Mike Miller IT Corporation 3634 Eknes St. Mather, CA 95655	Date Sampled:	Oct 16, 1996
		Date Received:	Oct 17, 1996
		Date Analyzed:	Oct 18, 1996
		Invoice #:	7099
Project #:	769025	Project Name:	Cal Trans
Client ID:	B1-8-174	LAB ID:	7099-055A
Matrix:	Soil	Dilution: 1:	1

Name	Amount	Detection Limit	Units
Benzene	ND	0.005	mg/kg
Toluene	ND	0.005	mg/kg
Ethylbenzene	ND	0.005	mg/kg
Xylenes	ND	0.005	mg/kg
TPHgas	ND	1.0	mg/kg
<b>Surrogate % Recovery of Trifluorotoluene =</b>		<b>97%</b>	

ppb = parts per billion = ug/kg = micrograms per kilogram

ppm = parts per million = mg/kg = milligrams per kilogram

ND = Not Detected. Compound(s) may be present at concentrations below the detection limit.

  
C. Chapman, GC Manager

Oct 21, 1996

Date Reported

SPARGER TECHNOLOGY ANALYTICAL LABORATORY, INC. IS CERTIFIED BY THE STATE OF CALIFORNIA  
DEPARTMENT OF HEALTH SERVICES AS A HAZARDOUS WASTE TESTING LABORATORY  
(Certification No. 1614)

8020055.XLS


**EPA Method 8020/8015  
Modified Analysis Report**

Attention:	Mr. Mike Miller IT Corporation 3634 Eknes St. Mather, CA 95655	Date Sampled:	Oct 16, 1996
		Date Received:	Oct 17, 1996
		Date Analyzed:	Oct 18, 1996
		Invoice #:	7099
Project #:	769025	Project Name:	Cal Trans
Client ID:	B1-9-78	LAB ID:	7099-062A
Matrix:	Soil	Dilution: 1:	1

Name	Amount	Detection Limit	Units
Benzene	ND	0.005	mg/kg
Toluene	ND	0.005	mg/kg
Ethylbenzene	ND	0.005	mg/kg
Xylenes	ND	0.005	mg/kg
TPHgas	ND	1.0	mg/kg

Surrogate % Recovery of Trifluorotoluene = 84%

ppb = parts per billion = ug/kg = micrograms per kilogram  
ppm = parts per million = mg/kg = milligrams per kilogram  
ND = Not Detected. Compound(s) may be present at concentrations below the detection limit.

  
C. Chapman, GC Manager

Oct 21, 1996  
Date Reported

SPARGER TECHNOLOGY ANALYTICAL LABORATORY, INC. IS CERTIFIED BY THE STATE OF CALIFORNIA  
DEPARTMENT OF HEALTH SERVICES AS A HAZARDOUS WASTE TESTING LABORATORY  
(Certification No. 1614)

8020062.XLS



**EPA Method 8020/8015  
Modified Analysis Report**

Attention:	Mr. Mike Miller IT Corporation 3634 Eknes St. Mather, CA 95655	Date Sampled:	Oct 16, 1996
		Date Received:	Oct 17, 1996
		Date Analyzed:	Oct 18, 1996
		Invoice #:	7099
Project #:	769025	Project Name:	Cal Trans
Client ID:	B1-9-126	LAB ID:	7099-066A
Matrix:	Soil	Dilution: 1:	1


Name	Amount	Detection Limit	Units
Benzene	ND	0.005	mg/kg
Toluene	ND	0.005	mg/kg
Ethylbenzene	ND	0.005	mg/kg
Xylenes	ND	0.005	mg/kg
TPHgas	ND	1.0	mg/kg

Surrogate % Recovery of Trifluorotoluene = 94%

ppb = parts per billion = ug/kg = micrograms per kilogram

ppm = parts per million = mg/kg = milligrams per kilogram

ND = Not Detected. Compound(s) may be present at concentrations below the detection limit.

  
C. Chapman, GC Manager

Oct 21, 1996  
Date Reported

SPARGER TECHNOLOGY ANALYTICAL LABORATORY, INC. IS CERTIFIED BY THE STATE OF CALIFORNIA  
DEPARTMENT OF HEALTH SERVICES AS A HAZARDOUS WASTE TESTING LABORATORY  
(Certification No. 1614)

8020066.XLS

**EPA Method 8020/8015  
Modified Analysis Report**


Attention:	Mr. Mike Miller IT Corporation 3634 Eknes St. Mather, CA 95655	Date Sampled:	Oct 16, 1996
		Date Received:	Oct 17, 1996
		Date Analyzed:	Oct 18, 1996
		Invoice #:	7099
Project #:	769025	Project Name:	Cal Trans
Client ID:	B1-9-174	LAB ID:	7099-068A
Matrix:	Soil	Dilution: 1:	1

Name	Amount	Detection Limit	Units
Benzene	ND	0.005	mg/kg
Toluene	ND	0.005	mg/kg
Ethylbenzene	ND	0.005	mg/kg
Xylenes	ND	0.005	mg/kg
TPHgas	ND	1.0	mg/kg
Surrogate % Recovery of Trifluorotoluene =		92%	

ppb = parts per billion = ug/kg = micrograms per kilogram

ppm = parts per million = mg/kg = milligrams per kilogram

ND = Not Detected. Compound(s) may be present at concentrations below the detection limit.

  
C. Chapman, GC Manager

Oct 21, 1996  
Date Reported

SPARGER TECHNOLOGY ANALYTICAL LABORATORY, INC. IS CERTIFIED BY THE STATE OF CALIFORNIA  
DEPARTMENT OF HEALTH SERVICES AS A HAZARDOUS WASTE TESTING LABORATORY  
(Certification No. 1614)

8020068.XLS

**EPA Method 8020/8015  
Modified Analysis Report**

Attention: Mr. Mike Miller  
IT Corporation  
3634 Eknes St.  
Mather, CA 95655

Date Sampled: Oct 16, 1996  
Date Received: Oct 17, 1996  
Date Analyzed: Oct 17, 1996  
Invoice #: 7099

Project #: 769025

Project Name: Cal Trans

Client ID: B1-6-126

LAB ID: 7099-070A

Matrix: Soil


Dilution: 1: 1

Name	Amount	Detection Limit	Units
Benzene	ND	0.005	mg/kg
Toluene	ND	0.005	mg/kg
Ethylbenzene	ND	0.005	mg/kg
Xylenes	ND	0.005	mg/kg
TPHgas	ND	1.0	mg/kg
Surrogate % Recovery of Trifluorotoluene =		84%	

ppb = parts per billion = ug/kg = micrograms per kilogram

ppm = parts per million = mg/kg = milligrams per kilogram

ND = Not Detected. Compound(s) may be present at concentrations below the detection limit.

  
C. Chapman, GC Manager

Oct 21, 1996  
Date Reported

SPARGER TECHNOLOGY ANALYTICAL LABORATORY, INC. IS CERTIFIED BY THE STATE OF CALIFORNIA  
DEPARTMENT OF HEALTH SERVICES AS A HAZARDOUS WASTE TESTING LABORATORY  
(Certification No. 1614)

8020070.XLS

**EPA Method 8020/8015  
Modified Analysis Report**

Attention:	Mr. Mike Miller IT Corporation 3634 Eknes St. Mather, CA 95655	Date Sampled:	Oct 16, 1996
		Date Received:	Oct 17, 1996
		Date Analyzed:	Oct 17, 1996
		Invoice #:	7099
Project #:	769025	Project Name:	Cal Trans
Client ID:	B1-6-174	LAB ID:	7099-073A
Matrix:	Soil	Dilution: 1:	1

Name	Amount	Detection Limit	Units
Benzene	ND	0.005	mg/kg
Toluene	ND	0.005	mg/kg
Ethylbenzene	ND	0.005	mg/kg
Xylenes	ND	0.005	mg/kg
TPHgas	ND	1.0	mg/kg
Surrogate % Recovery of Trifluorotoluene =		82%	

ppb = parts per billion = ug/kg = micrograms per kilogram

ppm = parts per million = mg/kg = milligrams per kilogram

ND = Not Detected. Compound(s) may be present at concentrations below the detection limit.

  
C. Chapman, GC Manager

Oct 21, 1996  
Date Reported

SPARGER TECHNOLOGY ANALYTICAL LABORATORY, INC. IS CERTIFIED BY THE STATE OF CALIFORNIA  
DEPARTMENT OF HEALTH SERVICES AS A HAZARDOUS WASTE TESTING LABORATORY  
(Certification No. 1614)

8020073.XLS

**EPA Method 8020/8015  
Modified Analysis Report**


Attention:	Mr. Mike Miller IT Corporation 3634 Eknes St. Mather, CA 95655	Date Sampled:	Oct 16, 1996
		Date Received:	Oct 17, 1996
		Date Analyzed:	Oct 18, 1996
		Invoice #:	7099
Project #:	769025	Project Name:	Cal Trans
Client ID:	B1-7-78	LAB ID:	7099-081A
Matrix:	Soil	Dilution: 1:	1

Name	Amount	Detection Limit	Units
Benzene	ND	0.005	mg/kg
Toluene	ND	0.005	mg/kg
Ethylbenzene	ND	0.005	mg/kg
Xylenes	ND	0.005	mg/kg
TPHgas	ND	1.0	mg/kg
Surrogate % Recovery of Trifluorotoluene =		86%	

ppb = parts per billion = ug/kg = micrograms per kilogram

ppm = parts per million = mg/kg = milligrams per kilogram

ND = Not Detected. Compound(s) may be present at concentrations below the detection limit.

  
C. Chapman, QC Manager

Oct 21, 1996  
Date Reported

SPARGER TECHNOLOGY ANALYTICAL LABORATORY, INC. IS CERTIFIED BY THE STATE OF CALIFORNIA  
DEPARTMENT OF HEALTH SERVICES AS A HAZARDOUS WASTE TESTING LABORATORY  
(Certification No. 1614)

8020081.XLS

**EPA Method 8020/8015  
Modified Analysis Report**


Attention:	Mr. Mike Miller IT Corporation 3634 Eknes St. Mather, CA 95655	Date Sampled:	Oct 16, 1996
		Date Received:	Oct 17, 1996
		Date Analyzed:	Oct 18, 1996
		Invoice #:	7099
Project #:	769025	Project Name:	Cal Trans
Client ID:	B1-7-126	LAB ID:	7099-085A
Matrix:	Soil	Dilution: 1:	1

Name	Amount	Detection Limit	Units
Benzene	ND	0.005	mg/kg
Toluene	ND	0.005	mg/kg
Ethylbenzene	ND	0.005	mg/kg
Xylenes	ND	0.005	mg/kg
TPHgas	ND	1.0	mg/kg
Surrogate % Recovery of Trifluorotoluene =		91%	

ppb = parts per billion = ug/kg = micrograms per kilogram

ppm = parts per million = mg/kg = milligrams per kilogram

ND = Not Detected. Compound(s) may be present at concentrations below the detection limit.

  
C. Chapman, GC Manager

Oct 21, 1996  
Date Reported

SPARGER TECHNOLOGY ANALYTICAL LABORATORY, INC. IS CERTIFIED BY THE STATE OF CALIFORNIA  
DEPARTMENT OF HEALTH SERVICES AS A HAZARDOUS WASTE TESTING LABORATORY  
(Certification No. 1614)

8020085.XLS

**EPA Method 8020/8015  
Modified Analysis Report**


Attention:	Mr. Mike Miller IT Corporation 3634 Eknes St. Mather, CA 95655	Date Sampled:	Oct 16, 1996
		Date Received:	Oct 17, 1996
		Date Analyzed:	Oct 18, 1996
		Invoice #:	7099
Project #:	769025	Project Name:	Cal Trans
Client ID:	B1-7-174	LAB ID:	7099-087A
Matrix:	Soil	Dilution: 1:	1

Name	Amount	Detection Limit	Units
Benzene	ND	0.005	mg/kg
Toluene	ND	0.005	mg/kg
Ethylbenzene	ND	0.005	mg/kg
Xylenes	ND	0.005	mg/kg
TPHgas	ND	1.0	mg/kg
Surrogate % Recovery of Trifluorotoluene =		88%	

ppb = parts per billion = ug/kg = micrograms per kilogram

ppm = parts per million = mg/kg = milligrams per kilogram

ND = Not Detected. Compound(s) may be present at concentrations below the detection limit.

  
C. Chapman, GC Manager

Oct 21, 1996  
Date Reported

SPARGER TECHNOLOGY ANALYTICAL LABORATORY, INC. IS CERTIFIED BY THE STATE OF CALIFORNIA  
DEPARTMENT OF HEALTH SERVICES AS A HAZARDOUS WASTE TESTING LABORATORY  
(Certification No. 1614)

8020087.XLS

**EPA Method 8020/8015  
Modified Analysis Report**


Attention:	Mr. Mike Miller IT Corporation 3634 Eknes St. Mather, CA 95655	Date Sampled:	Oct 16, 1996
		Date Received:	Oct 17, 1996
		Date Analyzed:	Oct 17, 1996
		Invoice #:	7099
Project #:	769025	Project Name:	Cal Trans
Client ID:	B1-4-174	LAB ID:	7099-094A
Matrix:	Soil	Dilution: 1:	1

Name	Amount	Detection Limit	Units
Benzene	ND	0.005	mg/kg
Toluene	ND	0.005	mg/kg
Ethylbenzene	ND	0.005	mg/kg
Xylenes	ND	0.005	mg/kg
TPHgas	ND	1.0	mg/kg
Surrogate % Recovery of Trifluorotoluene =		81%	

ppb = parts per billion = ug/kg = micrograms per kilogram

ppm = parts per million = mg/kg = milligrams per kilogram

ND = Not Detected. Compound(s) may be present at concentrations below the detection limit.

  
C. Chapman, GC Manager

Oct 21, 1996  
Date Reported

SPARGER TECHNOLOGY ANALYTICAL LABORATORY, INC. IS CERTIFIED BY THE STATE OF CALIFORNIA  
DEPARTMENT OF HEALTH SERVICES AS A HAZARDOUS WASTE TESTING LABORATORY  
(Certification No. 1614)

8020094.XLS



**EPA Method 8020/8015  
Modified Analysis Report**


Attention:	Mr. Mike Miller IT Corporation 3634 Eknes St. Mather, CA 95655	Date Sampled:	Oct 16, 1996
		Date Received:	Oct 17, 1996
		Date Analyzed:	Oct 18, 1996
		Invoice #:	7099
Project #:	769025	Project Name:	Cal Trans
Client ID:	B1-5-78	LAB ID:	7099-102A
Matrix:	Soil	Dilution: 1:	1

Name	Amount	Detection Limit	Units
Benzene	ND	0.005	mg/kg
Toluene	ND	0.005	mg/kg
Ethylbenzene	ND	0.005	mg/kg
Xylenes	ND	0.005	mg/kg
TPHgas	ND	1.0	mg/kg
Surrogate % Recovery of Trifluorotoluene =		84%	

ppb = parts per billion = ug/kg = micrograms per kilogram

ppm = parts per million = mg/kg = milligrams per kilogram

ND = Not Detected. Compound(s) may be present at concentrations below the detection limit.

  
C. Chapman, GC Manager

Oct 21, 1996  
Date Reported

SPARGER TECHNOLOGY ANALYTICAL LABORATORY, INC. IS CERTIFIED BY THE STATE OF CALIFORNIA  
DEPARTMENT OF HEALTH SERVICES AS A HAZARDOUS WASTE TESTING LABORATORY  
(Certification No. 1614)

8020102.XLS

**EPA Method 8020/8015  
Modified Analysis Report**


Attention:	Mr. Mike Miller IT Corporation 3634 Eknes St. Mather, CA 95655	Date Sampled:	Oct 16, 1996
		Date Received:	Oct 17, 1996
		Date Analyzed:	Oct 18, 1996
		Invoice #:	7099
Project #:	769025	Project Name:	Cal Trans
Client ID:	B1-5-126	LAB ID:	7099-106A
Matrix:	Soil	Dilution: 1:	1

Name	Amount	Detection Limit	Units
Benzene	ND	0.005	mg/kg
Toluene	ND	0.005	mg/kg
Ethylbenzene	ND	0.005	mg/kg
Xylenes	ND	0.005	mg/kg
TPHgas	ND	1.0	mg/kg
Surrogate % Recovery of Trifluorotoluene =		94%	

ppb = parts per billion = ug/kg = micrograms per kilogram

ppm = parts per million = mg/kg = milligrams per kilogram

ND = Not Detected. Compound(s) may be present at concentrations below the detection limit.

  
C. Chapman, GC Manager

Oct 21, 1996  
Date Reported

SPARGER TECHNOLOGY ANALYTICAL LABORATORY, INC. IS CERTIFIED BY THE STATE OF CALIFORNIA  
DEPARTMENT OF HEALTH SERVICES AS A HAZARDOUS WASTE TESTING LABORATORY  
(Certification No. 1614)

8020106.XLS

**EPA Method 8020/8015  
Modified Analysis Report**

Attention:	Mr. Mike Miller IT Corporation 3634 Eknes St. Mather, CA 95655	Date Sampled:	Oct 16, 1996
		Date Received:	Oct 17, 1996
		Date Analyzed:	Oct 18, 1996
		Invoice #:	7099
Project #:	769025	Project Name:	Cal Trans
Client ID:	B1-5-174	LAB ID:	7099-108A
Matrix:	Soil	Dilution: 1:	1

Name	Amount	Detection Limit	Units
Benzene	ND	0.005	mg/kg
Toluene	ND	0.005	mg/kg
Ethylbenzene	ND	0.005	mg/kg
Xylenes	ND	0.005	mg/kg
TPHgas	ND	1.0	mg/kg
Surrogate % Recovery of Trifluorotoluene =		90%	

ppb = parts per billion = ug/kg = micrograms per kilogram

ppm = parts per million = mg/kg = milligrams per kilogram

ND = Not Detected. Compound(s) may be present at concentrations below the detection limit.

  
C. Chapman, GC Manager

Oct 21, 1996  
Date Reported

SPARGER TECHNOLOGY ANALYTICAL LABORATORY, INC. IS CERTIFIED BY THE STATE OF CALIFORNIA  
DEPARTMENT OF HEALTH SERVICES AS A HAZARDOUS WASTE TESTING LABORATORY  
(Certification No. 1614)

8020108.XLS

**EPA Method 8020/8015  
Modified Analysis Report**

Attention: Mr. Mike Miller  
IT Corporation  
3634 Eknes St.  
Mather, CA 95655

Date Sampled: Oct 16, 1996  
Date Received: Oct 17, 1996  
Date Analyzed: Oct 18, 1996  
Invoice #: 7099

Project #: 769025

Project Name: Cal Trans

Client ID: B1-6-78

LAB ID: 7099-116A

Matrix: Soil


Dilution: 1: 1

Name	Amount	Detection Limit	Units
Benzene	ND	0.005	mg/kg
Toluene	ND	0.005	mg/kg
Ethylbenzene	ND	0.005	mg/kg
Xylenes	ND	0.005	mg/kg
TPHgas	ND	1.0	mg/kg
Surrogate % Recovery of Trifluorotoluene =		84%	

ppb = parts per billion = ug/kg = micrograms per kilogram

ppm = parts per million = mg/kg = milligrams per kilogram

ND = Not Detected. Compound(s) may be present at concentrations below the detection limit.

  
C. Chapman, GC Manager

Oct 21, 1996  
Date Reported

SPARGER TECHNOLOGY ANALYTICAL LABORATORY, INC. IS CERTIFIED BY THE STATE OF CALIFORNIA  
DEPARTMENT OF HEALTH SERVICES AS A HAZARDOUS WASTE TESTING LABORATORY  
(Certification No. 1614)

8020116.XLS

**EPA Method 8020/8015  
 Modified Analysis Report**

Attention: Mr. Mike Miller  
 IT Corporation  
 3634 Eknes St.  
 Mather, CA 95655

Date Sampled: Oct 16, 1996  
 Date Received: Oct 17, 1996  
 Date Analyzed: Oct 18, 1996  
 Invoice #: 7099

Project #: 769025

Project Name: Cal Trans

Client ID: B1-2-174

LAB ID: 7099-121A

Matrix: Soil


Dilution: 1: 1

Name	Amount	Detection Limit	Units
Benzene	ND	0.005	mg/kg
Toluene	ND	0.005	mg/kg
Ethylbenzene	ND	0.005	mg/kg
Xylenes	ND	0.005	mg/kg
TPHgas	ND	1.0	mg/kg
Surrogate % Recovery of Trifluorotoluene =		84%	

ppb = parts per billion = ug/kg = micrograms per kilogram

ppm = parts per million = mg/kg = milligrams per kilogram

ND = Not Detected. Compound(s) may be present at concentrations below the detection limit.

  
 C. Chapman, GC Manager

Oct 21, 1996  
 Date Reported

SPARGER TECHNOLOGY ANALYTICAL LABORATORY, INC. IS CERTIFIED BY THE STATE OF CALIFORNIA  
 DEPARTMENT OF HEALTH SERVICES AS A HAZARDOUS WASTE TESTING LABORATORY  
 (Certification No. 1614)

8020121.XLS

**EPA Method 8020/8015  
Modified Analysis Report**


Attention:	Mr. Mike Miller IT Corporation 3634 Eknes St. Mather, CA 95655	Date Sampled:	Oct 16, 1996
		Date Received:	Oct 17, 1996
		Date Analyzed:	Oct 18, 1996
		Invoice #:	7099
Project #:	769025	Project Name:	Cal Trans
Client ID:	B1-3-78	LAB ID:	7099-129A
Matrix:	Soil	Dilution:	1: 1

Name	Amount	Detection Limit	Units
Benzene	ND	0.005	mg/kg
Toluene	ND	0.005	mg/kg
Ethylbenzene	ND	0.005	mg/kg
Xylenes	ND	0.005	mg/kg
TPHgas	ND	1.0	mg/kg
Surrogate % Recovery of Trifluorotoluene =		85%	

ppb = parts per billion = ug/kg = micrograms per kilogram

ppm = parts per million = mg/kg = milligrams per kilogram

ND = Not Detected. Compound(s) may be present at concentrations below the detection limit.

  
C. Chapman, GC Manager

Oct 21, 1996  
Date Reported

SPARGER TECHNOLOGY ANALYTICAL LABORATORY, INC. IS CERTIFIED BY THE STATE OF CALIFORNIA  
DEPARTMENT OF HEALTH SERVICES AS A HAZARDOUS WASTE TESTING LABORATORY  
(Certification No. 1614)

8020129.XLS

**EPA Method 8020/8015  
Modified Analysis Report**

Attention:	Mr. Mike Miller IT Corporation 3634 Eknes St. Mather, CA 95655	Date Sampled:	Oct 16, 1996
		Date Received:	Oct 17, 1996
		Date Analyzed:	Oct 18, 1996
		Invoice #:	7099
Project #:	769025	Project Name:	Cal Trans
Client ID:	B1-3-126	LAB ID:	7099-134A
Matrix:	Soil	Dilution: 1:	1

Name	Amount	Detection Limit	Units
Benzene	ND	0.005	mg/kg
Toluene	ND	0.005	mg/kg
Ethylbenzene	ND	0.005	mg/kg
Xylenes	ND	0.005	mg/kg
TPHgas	ND	1.0	mg/kg
Surrogate % Recovery of Trifluorotoluene =		92%	

ppb = parts per billion = ug/kg = micrograms per kilogram

ppm = parts per million = mg/kg = milligrams per kilogram

ND = Not Detected. Compound(s) may be present at concentrations below the detection limit.

  
C. Chapman, GC Manager

Oct 21, 1996  
Date Reported

SPARGER TECHNOLOGY ANALYTICAL LABORATORY, INC. IS CERTIFIED BY THE STATE OF CALIFORNIA  
DEPARTMENT OF HEALTH SERVICES AS A HAZARDOUS WASTE TESTING LABORATORY  
(Certification No. 1614)

8020134.XLS

**EPA Method 8020/8015  
Modified Analysis Report**

Attention:	Mr. Mike Miller IT Corporation 3634 Eknes St. Mather, CA 95655	Date Sampled:	Oct 16, 1996
		Date Received:	Oct 17, 1996
		Date Analyzed:	Oct 18, 1996
		Invoice #:	7099
Project #:	769025	Project Name:	Cal Trans
Client ID:	B1-3-174	LAB ID:	7099-137A
Matrix:	Soil	Dilution: 1:	1

Name	Amount	Detection Limit	Units
Benzene	ND	0.005	mg/kg
Toluene	ND	0.005	mg/kg
Ethylbenzene	ND	0.005	mg/kg
Xylenes	ND	0.005	mg/kg
TPHgas	ND	1.0	mg/kg
Surrogate % Recovery of Trifluorotoluene =		70%	

ppb = parts per billion = ug/kg = micrograms per kilogram

ppm = parts per million = mg/kg = milligrams per kilogram

ND = Not Detected. Compound(s) may be present at concentrations below the detection limit.

  
C. Chapman, GC Manager

Oct 21, 1996  
Date Reported

SPARGER TECHNOLOGY ANALYTICAL LABORATORY, INC. IS CERTIFIED BY THE STATE OF CALIFORNIA  
DEPARTMENT OF HEALTH SERVICES AS A HAZARDOUS WASTE TESTING LABORATORY  
(Certification No. 1814)

8020137.XLS



**EPA Method 8020/8015  
 Modified Analysis Report**


Attention:	Mr. Mike Miller IT Corporation 3634 Eknes St. Mather, CA 95655	Date Sampled:	Oct 16, 1996
		Date Received:	Oct 17, 1996
		Date Analyzed:	Oct 18, 1996
		Invoice #:	7099
Project #:	769025	Project Name:	Cal Trans
Client ID:	B1-4-78	LAB ID:	7099-146A
Matrix:	Soil	Dilution: 1:	1

Name	Amount	Detection Limit	Units
Benzene	ND	0.005	mg/kg
Toluene	ND	0.005	mg/kg
Ethylbenzene	ND	0.005	mg/kg
Xylenes	ND	0.005	mg/kg
TPHgas	ND	1.0	mg/kg
<b>Surrogate % Recovery of Trifluorotoluene =</b>		<b>86%</b>	

ppb = parts per billion = ug/kg = micrograms per kilogram

ppm = parts per million = mg/kg = milligrams per kilogram

ND = Not Detected. Compound(s) may be present at concentrations below the detection limit.

  
 C. Chapman, SC Manager

Oct 21, 1996  
 Date Reported

SPARGER TECHNOLOGY ANALYTICAL LABORATORY, INC. IS CERTIFIED BY THE STATE OF CALIFORNIA  
 DEPARTMENT OF HEALTH SERVICES AS A HAZARDOUS WASTE TESTING LABORATORY  
 (Certification No. 1614)

8020146.XLS

**EPA Method 8020/8015  
Modified Analysis Report**

Attention: Mr. Mike Miller  
IT Corporation  
3634 Eknes St.  
Mather, CA 95655

Date Sampled: Oct 16, 1996  
Date Received: Oct 17, 1996  
Date Analyzed: Oct 17, 1996  
Invoice #: 7099

Project #: 769025

Project Name: Cal Trans

Client ID: B1-4-126

LAB ID: 7099-151A

Matrix: Soil

Dilution: 1: 1

Name	Amount	Detection Limit	Units
Benzene	ND	0.005	mg/kg
Toluene	ND	0.005	mg/kg
Ethylbenzene	ND	0.005	mg/kg
Xylenes	ND	0.005	mg/kg
TPHgas	ND	1.0	mg/kg
Surrogate % Recovery of Trifluorotoluene =		85%	

ppb = parts per billion = ug/kg = micrograms per kilogram

ppm = parts per million = mg/kg = milligrams per kilogram

ND = Not Detected. Compound(s) may be present at concentrations below the detection limit.

  
C. Chapman, SC Manager

Oct 21, 1996  
Date Reported

SPARGER TECHNOLOGY ANALYTICAL LABORATORY, INC. IS CERTIFIED BY THE STATE OF CALIFORNIA  
DEPARTMENT OF HEALTH SERVICES AS A HAZARDOUS WASTE TESTING LABORATORY  
(Certification No. 1614)

8020146.XLS

**EPA Method 8020/8015  
Modified Analysis Report**

Attention:	Mr. Mike Miller IT Corporation 3634 Eknes St. Mather, CA 95655	Date Sampled:	Oct 16, 1996
		Date Received:	Oct 17, 1996
		Date Analyzed:	Oct 18, 1996
		Invoice #:	7099
Project #:	769025	Project Name:	Cal Trans
Client ID:	B1-1-78	LAB ID:	7099-159A
Matrix:	Soil	Dilution:	1: 1

Name	Amount	Detection Limit	Units
Benzene	ND	0.005	mg/kg
Toluene	ND	0.005	mg/kg
Ethylbenzene	ND	0.005	mg/kg
Xylenes	ND	0.005	mg/kg
TPHgas	ND	1.0	mg/kg
<b>Surrogate % Recovery of Trifluorotoluene =</b>		<b>92%</b>	

ppb = parts per billion = ug/kg = micrograms per kilogram

ppm = parts per million = mg/kg = milligrams per kilogram

ND = Not Detected. Compound(s) may be present at concentrations below the detection limit.

  
\_\_\_\_\_  
C. Chapman, GC Manager

\_\_\_\_\_  
Oct 21, 1996  
Date Reported

SPARGER TECHNOLOGY ANALYTICAL LABORATORY, INC. IS CERTIFIED BY THE STATE OF CALIFORNIA  
DEPARTMENT OF HEALTH SERVICES AS A HAZARDOUS WASTE TESTING LABORATORY  
(Certification No. 1614)

8020159.XLS

**EPA Method 8020/8015  
Modified Analysis Report**

Attention:	Mr. Mike Miller IT Corporation 3634 Eknes St. Mather, CA 95655	Date Sampled:	Oct 16, 1996
		Date Received:	Oct 17, 1996
		Date Analyzed:	Oct 18, 1996
		Invoice #:	7099
Project #:	769025	Project Name:	Cal Trans
Client ID:	B1-1-126	LAB ID:	7099-163A
Matrix:	Soil	Dilution:	1: 1

Name	Amount	Detection Limit	Units
Benzene	ND	0.005	mg/kg
Toluene	ND	0.005	mg/kg
Ethylbenzene	ND	0.005	mg/kg
Xylenes	ND	0.005	mg/kg
TPHgas	ND	1.0	mg/kg
Surrogate % Recovery of Trifluorotoluene =		92%	

ppb = parts per billion = ug/kg = micrograms per kilogram

ppm = parts per million = mg/kg = milligrams per kilogram

ND = Not Detected. Compound(s) may be present at concentrations below the detection limit.

  
C. Chapman, GC Manager

Oct 21, 1996  
Date Reported

SPARGER TECHNOLOGY ANALYTICAL LABORATORY, INC. IS CERTIFIED BY THE STATE OF CALIFORNIA  
DEPARTMENT OF HEALTH SERVICES AS A HAZARDOUS WASTE TESTING LABORATORY  
(Certification No. 1614)

8020063.XLS

**EPA Method 8020/8015  
Modified Analysis Report**

Attention: Mr. Mike Miller  
IT Corporation  
3634 Eknes St.  
Mather, CA 95655

Date Sampled: Oct 16, 1996  
Date Received: Oct 17, 1996  
Date Analyzed: Oct 18, 1996  
Invoice #: 7099

Project #: 769025

Project Name: Cal Trans

Client ID: B1-1-174

LAB ID: 7099-165A

Matrix: Soil

Dilution: 1: 1

Name	Amount	Detection Limit	Units
Benzene	ND	0.005	mg/kg
Toluene	ND	0.005	mg/kg
Ethylbenzene	ND	0.005	mg/kg
Xylenes	ND	0.005	mg/kg
TPHgas	ND	1.0	mg/kg
Surrogate % Recovery of Trifluorotoluene =		93%	

ppb = parts per billion = ug/kg = micrograms per kilogram

ppm = parts per million = mg/kg = milligrams per kilogram

ND = Not Detected. Compound(s) may be present at concentrations below the detection limit.

  
C. Chapman, GC Manager

Oct 21, 1996  
Date Reported

SPARGER TECHNOLOGY ANALYTICAL LABORATORY, INC. IS CERTIFIED BY THE STATE OF CALIFORNIA  
DEPARTMENT OF HEALTH SERVICES AS A HAZARDOUS WASTE TESTING LABORATORY  
(Certification No. 1614)

8020165.XLS

**EPA Method 8020/8015  
Modified Analysis Report**

Attention:	Mr. Mike Miller IT Corporation 3634 Eknes St. Mather, CA 95655	Date Sampled:	Oct 16, 1996
		Date Received:	Oct 17, 1996
		Date Analyzed:	Oct 18, 1996
		Invoice #:	7099
Project #:	769025	Project Name:	Cal Trans
Client ID:	B1-2-78	LAB ID:	7099-172A
Matrix:	Soil	Dilution: 1:	1

Name	Amount	Detection Limit	Units
Benzene	ND	0.005	mg/kg
Toluene	ND	0.005	mg/kg
Ethylbenzene	ND	0.005	mg/kg
Xylenes	ND	0.005	mg/kg
TPHgas	ND	1.0	mg/kg
<b>Surrogate % Recovery of Trifluorotoluene =</b>		<b>85%</b>	

ppb = parts per billion = ug/kg = micrograms per kilogram

ppm = parts per million = mg/kg = milligrams per kilogram

ND = Not Detected. Compound(s) may be present at concentrations below the detection limit.

  
C. Chapman, GC Manager

Oct 21, 1996  
Date Reported

SPARGER TECHNOLOGY ANALYTICAL LABORATORY, INC. IS CERTIFIED BY THE STATE OF CALIFORNIA  
DEPARTMENT OF HEALTH SERVICES AS A HAZARDOUS WASTE TESTING LABORATORY  
(Certification No. 1814)

8020172.XLS

**EPA Method 8020/8015  
Modified Analysis Report**


Attention:	Mr. Mike Miller IT Corporation 3634 Eknes St. Mather, CA 95655	Date Sampled:	Oct 16, 1996
		Date Received:	Oct 17, 1996
		Date Analyzed:	Oct 18, 1996
		Invoice #:	7099
Project #:	769025	Project Name:	Cal Trans
Client ID:	B1-2-126	LAB ID:	7099-176A
Matrix:	Soil	Dilution: 1:	1

Name	Amount	Detection Limit	Units
Benzene	ND	0.005	mg/kg
Toluene	ND	0.005	mg/kg
Ethylbenzene	ND	0.005	mg/kg
Xylenes	ND	0.005	mg/kg
TPHgas	ND	1.0	mg/kg
<b>Surrogate % Recovery of Trifluorotoluene =</b>		<b>94%</b>	

ppb = parts per billion = ug/kg = micrograms per kilogram

ppm = parts per million = mg/kg = milligrams per kilogram

ND = Not Detected. Compound(s) may be present at concentrations below the detection limit.

  
C. Chapman, GC Manager

Oct 21, 1996  
Date Reported

SPARGER TECHNOLOGY ANALYTICAL LABORATORY, INC. IS CERTIFIED BY THE STATE OF CALIFORNIA  
DEPARTMENT OF HEALTH SERVICES AS A HAZARDOUS WASTE TESTING LABORATORY  
(Certification No. 1614)

8020176.XLS

**EPA Method 8020/8015  
Modified Analysis Report**

Attention:	Mr. Mike Miller IT Corporation 3634 Eknes St. Mather, CA 95655	Date Sampled:	Oct 15, 1996
		Date Received:	Oct 17, 1996
		Date Analyzed:	Oct 18, 1996
		Invoice #:	7099
Project #:	769025	Project Name:	Cal Trans
Client ID:	B2-2-78	LAB ID:	7099-188A
Matrix:	Soil	Dilution:	1: 1

Name	Amount	Detection Limit	Units
Benzene	ND	0.005	mg/kg
Toluene	ND	0.005	mg/kg
Ethylbenzene	ND	0.005	mg/kg
Xylenes	ND	0.005	mg/kg
TPHgas	ND	1.0	mg/kg
<b>Surrogate % Recovery of Trifluorotoluene =</b>		<b>93%</b>	

ppb = parts per billion = ug/kg = micrograms per kilogram

ppm = parts per million = mg/kg = milligrams per kilogram

ND = Not Detected. Compound(s) may be present at concentrations below the detection limit.

  
C. Chapman, GC Manager

Oct 21, 1996

Date Reported

SPARGER TECHNOLOGY ANALYTICAL LABORATORY, INC. IS CERTIFIED BY THE STATE OF CALIFORNIA  
DEPARTMENT OF HEALTH SERVICES AS A HAZARDOUS WASTE TESTING LABORATORY  
(Certification No. 1614)

8020188.XLS



**EPA Method 8020/8015  
Modified Analysis Report**

Attention:	Mr. Mike Miller IT Corporation 3634 Eknes St. Mather, CA 95655	Date Sampled:	Oct 15, 1996
		Date Received:	Oct 17, 1996
		Date Analyzed:	Oct 17, 1996
		Invoice #:	7099
Project #:	769025	Project Name:	Cal Trans
Client ID:	B2-2-126	LAB ID:	7099-192A
Matrix:	Soil	Dilution: 1:	1

Name	Amount	Detection Limit	Units
Benzene	ND	0.005	mg/kg
Toluene	ND	0.005	mg/kg
Ethylbenzene	ND	0.005	mg/kg
Xylenes	ND	0.005	mg/kg
TPHgas	ND	1.0	mg/kg

Surrogate % Recovery of Trifluorotoluene = 88%

ppb = parts per billion = ug/kg = micrograms per kilogram

ppm = parts per million = mg/kg = milligrams per kilogram

ND = Not Detected. Compound(s) may be present at concentrations below the detection limit.

  
C. Chapman, GC Manager

Oct 21, 1996  
Date Reported

SPARGER TECHNOLOGY ANALYTICAL LABORATORY, INC. IS CERTIFIED BY THE STATE OF CALIFORNIA  
DEPARTMENT OF HEALTH SERVICES AS A HAZARDOUS WASTE TESTING LABORATORY  
(Certification No. 1614)

8020192.XLS

**EPA Method 8020/8015  
Modified Analysis Report**

Attention: Mr. Mike Miller  
IT Corporation  
3634 Eknes St.  
Mather, CA 95655

Date Sampled: Oct 15, 1996  
Date Received: Oct 17, 1996  
Date Analyzed: Oct 17, 1996  
Invoice #: 7099

Project #: 769025

Project Name: Cal Trans

Client ID: B2-2-174

LAB ID: 7099-194A

Matrix: Soil

Dilution: 1: 1


Name	Amount	Detection Limit	Units
Benzene	ND	0.005	mg/kg
Toluene	ND	0.005	mg/kg
Ethylbenzene	ND	0.005	mg/kg
Xylenes	ND	0.005	mg/kg
TPHgas	ND	1.0	mg/kg

Surrogate % Recovery of Trifluorotoluene = 89%

ppb = parts per billion = ug/kg = micrograms per kilogram

ppm = parts per million = mg/kg = milligrams per kilogram

ND = Not Detected. Compound(s) may be present at concentrations below the detection limit.

  
C. Chapman, GC Manager

Oct 21, 1996

Date Reported

SPARGER TECHNOLOGY ANALYTICAL LABORATORY, INC. IS CERTIFIED BY THE STATE OF CALIFORNIA  
DEPARTMENT OF HEALTH SERVICES AS A HAZARDOUS WASTE TESTING LABORATORY  
(Certification No. 1614)

8020194.XLS

**EPA Method 8020/8015  
Modified Analysis Report**

Attention: Mr. Mike Miller  
IT Corporation  
3634 Eknes St.  
Mather, CA 95655

Date Sampled: Oct 15, 1996  
Date Received: Oct 17, 1996  
Date Analyzed: Oct 17, 1996  
Invoice #: 7099

Project #: 769025

Project Name: Cal Trans

Client ID: B2-3-78

LAB ID: 7099-200A

Matrix: Soil

Dilution: 1: 1

Name	Amount	Detection Limit	Units
Benzene	ND	0.005	mg/kg
Toluene	ND	0.005	mg/kg
Ethylbenzene	ND	0.005	mg/kg
Xylenes	ND	0.005	mg/kg
TPHgas	ND	1.0	mg/kg

Surrogate % Recovery of Trifluorotoluene = 78%

ppb = parts per billion = ug/kg = micrograms per kilogram

ppm = parts per million = mg/kg = milligrams per kilogram

ND = Not Detected. Compound(s) may be present at concentrations below the detection limit.

  
C. Chapman, GC Manager

Oct 21, 1996

Date Reported

SPARGER TECHNOLOGY ANALYTICAL LABORATORY, INC. IS CERTIFIED BY THE STATE OF CALIFORNIA  
DEPARTMENT OF HEALTH SERVICES AS A HAZARDOUS WASTE TESTING LABORATORY  
(Certification No. 1614)

8020200.XLS

**EPA Method 8020/8015  
Modified Analysis Report**

Attention:	Mr. Mike Miller IT Corporation 3634 Eknes St. Mather, CA 95655	Date Sampled:	Oct 15, 1996
		Date Received:	Oct 17, 1996
		Date Analyzed:	Oct 21, 1996
		Invoice #:	7099
Project #:	769025	Project Name:	Cal Trans
Client ID:	B2-3-126	LAB ID:	7099-204A
Matrix:	Soil	Dilution: 1:	1

Name	Amount	Detection Limit	Units
Benzene	ND	0.005	mg/kg
Toluene	ND	0.005	mg/kg
Ethylbenzene	ND	0.005	mg/kg
Xylenes	ND	0.005	mg/kg
TPHgas	ND	1.0	mg/kg
Surrogate % Recovery of Trifluorotoluene =		93%	

ppb = parts per billion = ug/kg = micrograms per kilogram

ppm = parts per million = mg/kg = milligrams per kilogram

ND = Not Detected. Compound(s) may be present at concentrations below the detection limit.

  
C. Chapman, GC Manager

Oct 21, 1996  
Date Reported

SPARGER TECHNOLOGY ANALYTICAL LABORATORY, INC. IS CERTIFIED BY THE STATE OF CALIFORNIA  
DEPARTMENT OF HEALTH SERVICES AS A HAZARDOUS WASTE TESTING LABORATORY  
(Certification No. 1614)

8020204.XLS

**EPA Method 8020/8015  
Modified Analysis Report**

Attention:	Mr. Mike Miller IT Corporation 3634 Eknes St. Mather, CA 95655	Date Sampled:	Oct 15, 1996
		Date Received:	Oct 17, 1996
		Date Analyzed:	Oct 21, 1996
		Invoice #:	7099
Project #:	769025	Project Name:	Cal Trans
Client ID:	B2-3-174	LAB ID:	7099-206A
Matrix:	Soil	Dilution: 1:	1

Name	Amount	Detection Limit	Units
Benzene	ND	0.005	mg/kg
Toluene	ND	0.005	mg/kg
Ethylbenzene	ND	0.005	mg/kg
Xylenes	ND	0.005	mg/kg
TPHgas	ND	1.0	mg/kg
<b>Surrogate % Recovery of Trifluorotoluene =</b>		<b>97%</b>	

ppb = parts per billion = ug/kg = micrograms per kilogram

ppm = parts per million = mg/kg = milligrams per kilogram

ND = Not Detected. Compound(s) may be present at concentrations below the detection limit.

  
C. Chapman, GC Manager

Oct 21, 1996  
Date Reported

SPARGER TECHNOLOGY ANALYTICAL LABORATORY, INC. IS CERTIFIED BY THE STATE OF CALIFORNIA  
DEPARTMENT OF HEALTH SERVICES AS A HAZARDOUS WASTE TESTING LABORATORY  
(Certification No. 1614)

8020206.XLS

**EPA Method 8020/8015  
Modified Analysis Report**

Attention: Mr. Mike Miller  
IT Corporation  
3634 Eknes St.  
Mather, CA 95655

Date Sampled: Oct 15, 1996  
Date Received: Oct 17, 1996  
Date Analyzed: Oct 17, 1996  
Invoice #: 7099

Project #: 769025

Project Name: Cal Trans

Client ID: B2-4-78

LAB ID: 7099-213A

Matrix: Soil

Dilution: 1: 1

Name	Amount	Detection Limit	Units
Benzene	ND	0.005	mg/kg
Toluene	ND	0.005	mg/kg
Ethylbenzene	ND	0.005	mg/kg
Xylenes	ND	0.005	mg/kg
TPHgas	ND	1.0	mg/kg
Surrogate % Recovery of Trifluorotoluene =		90%	

ppb = parts per billion = ug/kg = micrograms per kilogram

ppm = parts per million = mg/kg = milligrams per kilogram

ND = Not Detected. Compound(s) may be present at concentrations below the detection limit.

  
\_\_\_\_\_

C. Chapman, GC Manager

Oct 21, 1996  
\_\_\_\_\_

Date Reported

SPARGER TECHNOLOGY ANALYTICAL LABORATORY, INC. IS CERTIFIED BY THE STATE OF CALIFORNIA  
DEPARTMENT OF HEALTH SERVICES AS A HAZARDOUS WASTE TESTING LABORATORY  
(Certification No. 1614)

8020213.XLS

**EPA Method 8020/8015  
 Modified Analysis Report**


Attention:	Mr. Mike Miller IT Corporation 3634 Eknes St. Mather, CA 95655	Date Sampled:	Oct 15, 1996
		Date Received:	Oct 17, 1996
		Date Analyzed:	Oct 17, 1996
		Invoice #:	7099
Project #:	769025	Project Name:	Cal Trans
Client ID:	B2-4-126	LAB ID:	7099-217A
Matrix:	Soil	Dilution: 1:	1

Name	Amount	Detection Limit	Units
Benzene	ND	0.005	mg/kg
Toluene	ND	0.005	mg/kg
Ethylbenzene	ND	0.005	mg/kg
Xylenes	ND	0.005	mg/kg
TPHgas	ND	1.0	mg/kg
Surrogate % Recovery of Trifluorotoluene =		85%	

ppb = parts per billion = ug/kg = micrograms per kilogram

ppm = parts per million = mg/kg = milligrams per kilogram

ND = Not Detected. Compound(s) may be present at concentrations below the detection limit.

  
 C. Chapman, GC Manager

Oct 21, 1996  
 Date Reported

SPARGER TECHNOLOGY ANALYTICAL LABORATORY, INC. IS CERTIFIED BY THE STATE OF CALIFORNIA  
 DEPARTMENT OF HEALTH SERVICES AS A HAZARDOUS WASTE TESTING LABORATORY  
 (Certification No. 1614)

8020217.XLS

**EPA Method 8020/8015  
Modified Analysis Report**


Attention:	Mr. Mike Miller IT Corporation 3634 Eknes St. Mather, CA 95655	Date Sampled:	Oct 15, 1996
		Date Received:	Oct 17, 1996
		Date Analyzed:	Oct 18, 1996
		Invoice #:	7099
Project #:	769025	Project Name:	Cal Trans
Client ID:	B2-5-78	LAB ID:	7099-224A
Matrix:	Soil	Dilution: 1:	1

Name	Amount	Detection Limit	Units
Benzene	ND	0.005	mg/kg
Toluene	ND	0.005	mg/kg
Ethylbenzene	ND	0.005	mg/kg
Xylenes	ND	0.005	mg/kg
TPHgas	ND	1.0	mg/kg
Surrogate % Recovery of Trifluorotoluene =		88%	

ppb = parts per billion = ug/kg = micrograms per kilogram

ppm = parts per million = mg/kg = milligrams per kilogram

ND = Not Detected. Compound(s) may be present at concentrations below the detection limit.

  
C. Chapman, GC Manager

Oct 21, 1996  
Date Reported

SPARGER TECHNOLOGY ANALYTICAL LABORATORY, INC. IS CERTIFIED BY THE STATE OF CALIFORNIA  
DEPARTMENT OF HEALTH SERVICES AS A HAZARDOUS WASTE TESTING LABORATORY  
(Certification No. 1614)

8020224.XLS



**EPA Method 8020/8015  
Modified Analysis Report**


Attention:	Mr. Mike Miller IT Corporation 3634 Eknes St. Mather, CA 95655	Date Sampled:	Oct 15, 1996
		Date Received:	Oct 17, 1996
		Date Analyzed:	Oct 17, 1996
		Invoice #:	7099
Project #:	769025	Project Name:	Cal Trans
Client ID:	B2-5-126	LAB ID:	7099-228A
Matrix:	Soil	Dilution: 1:	1

Name	Amount	Detection Limit	Units
Benzene	ND	0.005	mg/kg
Toluene	ND	0.005	mg/kg
Ethylbenzene	ND	0.005	mg/kg
Xylenes	ND	0.005	mg/kg
TPHgas	ND	1.0	mg/kg
Surrogate % Recovery of Trifluorotoluene =		81%	

ppb = parts per billion = ug/kg = micrograms per kilogram

ppm = parts per million = mg/kg = milligrams per kilogram

ND = Not Detected. Compound(s) may be present at concentrations below the detection limit.

  
C. Chapman, GC Manager

Oct 21, 1996  
Date Reported

SPARGER TECHNOLOGY ANALYTICAL LABORATORY, INC. IS CERTIFIED BY THE STATE OF CALIFORNIA  
DEPARTMENT OF HEALTH SERVICES AS A HAZARDOUS WASTE TESTING LABORATORY  
(Certification No. 1614)

8020228.XLS

**EPA Method 8020/8015  
Modified Analysis Report**


Attention:	Mr. Mike Miller IT Corporation 3634 Eknes St. Mather, CA 95655	Date Sampled:	Oct 15, 1996
		Date Received:	Oct 17, 1996
		Date Analyzed:	Oct 17, 1996
		Invoice #:	7099
Project #:	769025	Project Name:	Cal Trans
Client ID:	B2-5-174	LAB ID:	7099-230A
Matrix:	Soil	Dilution: 1:	1

Name	Amount	Detection Limit	Units
Benzene	ND	0.005	mg/kg
Toluene	ND	0.005	mg/kg
Ethylbenzene	ND	0.005	mg/kg
Xylenes	ND	0.005	mg/kg
TPHgas	ND	1.0	mg/kg
<b>Surrogate % Recovery of Trifluorotoluene =</b>		<b>88%</b>	

ppb = parts per billion = ug/kg = micrograms per kilogram

ppm = parts per million = mg/kg = milligrams per kilogram

ND = Not Detected. Compound(s) may be present at concentrations below the detection limit.

  
C. Chapman, GC Manager

Oct 21, 1996  
Date Reported

SPARGER TECHNOLOGY ANALYTICAL LABORATORY, INC. IS CERTIFIED BY THE STATE OF CALIFORNIA  
DEPARTMENT OF HEALTH SERVICES AS A HAZARDOUS WASTE TESTING LABORATORY  
(Certification No. 1614)


8020230.XLS

**EPA Method 8020/8015  
Modified Analysis Report**

Attention:	Mr. Mike Miller IT Corporation 3634 Eknes St. Mather, CA 95655	Date Sampled:	Oct 15, 1996
		Date Received:	Oct 17, 1996
		Date Analyzed:	Oct 18, 1996
		Invoice #:	7099
Project #:	769025	Project Name:	Cal Trans
Client ID:	B2-6-126	LAB ID:	7099-240A
Matrix:	Soil	Dilution: 1:	1

Name	Amount	Detection Limit	Units
Benzene	ND	0.005	mg/kg
Toluene	ND	0.005	mg/kg
Ethylbenzene	ND	0.005	mg/kg
Xylenes	ND	0.005	mg/kg
TPHgas	ND	1.0	mg/kg
Surrogate % Recovery of Trifluorotoluene =		92%	

ppb = parts per billion = ug/kg = micrograms per kilogram  
 ppm = parts per million = mg/kg = milligrams per kilogram  
 ND = Not Detected. Compound(s) may be present at concentrations below the detection limit.

  
 C. Chapman, GC Manager

Oct 21, 1996  
 Date Reported

SPARGER TECHNOLOGY ANALYTICAL LABORATORY, INC. IS CERTIFIED BY THE STATE OF CALIFORNIA  
 DEPARTMENT OF HEALTH SERVICES AS A HAZARDOUS WASTE TESTING LABORATORY  
 (Certification No. 1614)

8020240.XLS

**EPA Method 8020/8015  
Modified Analysis Report**


Attention:	Mr. Mike Miller IT Corporation 3634 Eknes St. Mather, CA 95655	Date Sampled:	Oct 15, 1996
		Date Received:	Oct 17, 1996
		Date Analyzed:	Oct 18, 1996
		Invoice #:	7099
Project #:	769025	Project Name:	Cal Trans
Client ID:	B2-6-174	LAB ID:	7099-242A
Matrix:	Soil	Dilution: 1:	1

Name	Amount	Detection Limit	Units
Benzene	ND	0.005	mg/kg
Toluene	ND	0.005	mg/kg
Ethylbenzene	ND	0.005	mg/kg
Xylenes	ND	0.005	mg/kg
TPHgas	ND	1.0	mg/kg
Surrogate % Recovery of Trifluorotoluene =		96%	

ppb = parts per billion = ug/kg = micrograms per kilogram

ppm = parts per million = mg/kg = milligrams per kilogram

ND = Not Detected. Compound(s) may be present at concentrations below the detection limit.

  
C. Chapman, GC Manager

Oct 21, 1996  
Date Reported

SPARGER TECHNOLOGY ANALYTICAL LABORATORY, INC. IS CERTIFIED BY THE STATE OF CALIFORNIA  
DEPARTMENT OF HEALTH SERVICES AS A HAZARDOUS WASTE TESTING LABORATORY  
(Certification No. 1614)

8020242.XLS

**EPA Method 8020/8015  
 Modified Analysis Report**

Attention: Mr. Mike Miller  
 IT Corporation  
 3634 Eknes St.  
 Mather, CA 95655

Date Sampled: Oct 15, 1996  
 Date Received: Oct 17, 1996  
 Date Analyzed: Oct 17, 1996  
 Invoice #: 7099

Project #: 769025

Project Name: Cal Trans

Client ID: B2-7-78

LAB ID: 7099-249A

Matrix: Soil

Dilution: 1: 1


Name	Amount	Detection Limit	Units
Benzene	ND	0.005	mg/kg
Toluene	ND	0.005	mg/kg
Ethylbenzene	ND	0.005	mg/kg
Xylenes	ND	0.005	mg/kg
TPHgas	ND	1.0	mg/kg

Surrogate % Recovery of Trifluorotoluene = 84%

ppb = parts per billion = ug/kg = micrograms per kilogram

ppm = parts per million = mg/kg = milligrams per kilogram

ND = Not Detected. Compound(s) may be present at concentrations below the detection limit.

  
 C. Chapman, GC Manager

Oct 21, 1996  
 Date Reported

SPARGER TECHNOLOGY ANALYTICAL LABORATORY, INC. IS CERTIFIED BY THE STATE OF CALIFORNIA  
 DEPARTMENT OF HEALTH SERVICES AS A HAZARDOUS WASTE TESTING LABORATORY  
 (Certification No. 1614)

8020249.XLS

**EPA Method 8020/8015  
Modified Analysis Report**

Attention:	Mr. Mike Miller IT Corporation 3634 Eknes St. Mather, CA 95655	Date Sampled:	Oct 15, 1996
		Date Received:	Oct 17, 1996
		Date Analyzed:	Oct 17, 1996
		Invoice #:	7099
Project #:	769025	Project Name:	Cal Trans
Client ID:	B2-7-126	LAB ID:	7099-253A
Matrix:	Soil	Dilution: 1:	1

Name	Amount	Detection Limit	Units
Benzene	ND	0.005	mg/kg
Toluene	ND	0.005	mg/kg
Ethylbenzene	ND	0.005	mg/kg
Xylenes	ND	0.005	mg/kg
TPHgas	ND	1.0	mg/kg

Surrogate % Recovery of Trifluorotoluene = 79%

ppb = parts per billion = ug/kg = micrograms per kilogram

ppm = parts per million = mg/kg = milligrams per kilogram

ND = Not Detected. Compound(s) may be present at concentrations below the detection limit.

  
C. Chapman, GC Manager

Oct 21, 1996  
Date Reported

SPARGER TECHNOLOGY ANALYTICAL LABORATORY, INC. IS CERTIFIED BY THE STATE OF CALIFORNIA  
DEPARTMENT OF HEALTH SERVICES AS A HAZARDOUS WASTE TESTING LABORATORY  
(Certification No. 1614)

8020253.XLS

**EPA Method 8020/8015  
Modified Analysis Report**

Attention:	Mr. Mike Miller IT Corporation 3634 Eknes St. Mather, CA 95655	Date Sampled:	Oct 15, 1996
		Date Received:	Oct 17, 1996
		Date Analyzed:	Oct 17, 1996
		Invoice #:	7099
Project #:	769025	Project Name:	Cal Trans
Client ID:	B2-7-174	LAB ID:	7099-255A
Matrix:	Soil	Dilution: 1:	1

Name	Amount	Detection Limit	Units
Benzene	ND	0.005	mg/kg
Toluene	ND	0.005	mg/kg
Ethylbenzene	ND	0.005	mg/kg
Xylenes	ND	0.005	mg/kg
TPHgas	ND	1.0	mg/kg
<b>Surrogate % Recovery of Trifluorotoluene =</b>		<b>75%</b>	

ppb = parts per billion = ug/kg = micrograms per kilogram

ppm = parts per million = mg/kg = milligrams per kilogram

ND = Not Detected. Compound(s) may be present at concentrations below the detection limit.

  
C. Chapman, GC Manager

Oct 21, 1996  
Date Reported

SPARGER TECHNOLOGY ANALYTICAL LABORATORY, INC. IS CERTIFIED BY THE STATE OF CALIFORNIA  
DEPARTMENT OF HEALTH SERVICES AS A HAZARDOUS WASTE TESTING LABORATORY  
(Certification No. 1614)

8020255.XLS

**EPA Method 8020/8015  
Modified Analysis Report**

Attention:	Mr. Mike Miller IT Corporation 3634 Eknes St. Mather, CA 95655	Date Sampled:	Oct 15, 1996
		Date Received:	Oct 17, 1996
		Date Analyzed:	Oct 17, 1996
		Invoice #:	7099
Project #:	769025	Project Name:	Cal Trans
Client ID:	B2-8-78	LAB ID:	7099-260A
Matrix:	Soil	Dilution: 1:	1

Name	Amount	Detection Limit	Units
Benzene	ND	0.005	mg/kg
Toluene	ND	0.005	mg/kg
Ethylbenzene	ND	0.005	mg/kg
Xylenes	ND	0.005	mg/kg
TPHgas	ND	1.0	mg/kg
<b>Surrogate % Recovery of Trifluorotoluene =</b>		<b>88%</b>	

ppb = parts per billion = ug/kg = micrograms per kilogram

ppm = parts per million = mg/kg = milligrams per kilogram

ND = Not Detected. Compound(s) may be present at concentrations below the detection limit.

  
C. Chapman, GC Manager

Oct 21, 1996

Date Reported

SPARGER TECHNOLOGY ANALYTICAL LABORATORY, INC. IS CERTIFIED BY THE STATE OF CALIFORNIA  
DEPARTMENT OF HEALTH SERVICES AS A HAZARDOUS WASTE TESTING LABORATORY  
(Certification No. 1614)

8020260.XLS



**EPA Method 8020/8015  
Modified Analysis Report**

Attention:	Mr. Mike Miller IT Corporation 3634 Eknes St. Mather, CA 95655	Date Sampled:	Oct 15, 1996
		Date Received:	Oct 17, 1996
		Date Analyzed:	Oct 17, 1996
		Invoice #:	7099
Project #:	769025	Project Name:	Cal Trans
Client ID:	B2-8-126	LAB ID:	7099-264A
Matrix:	Soil	Dilution: 1:	1

Name	Amount	Detection Limit	Units
Benzene	ND	0.005	mg/kg
Toluene	ND	0.005	mg/kg
Ethylbenzene	ND	0.005	mg/kg
Xylenes	ND	0.005	mg/kg
TPHgas	ND	1.0	mg/kg
Surrogate % Recovery of Trifluorotoluene =		88%	

ppb = parts per billion = ug/kg = micrograms per kilogram

ppm = parts per million = mg/kg = milligrams per kilogram

ND = Not Detected. Compound(s) may be present at concentrations below the detection limit.

  
C. Chapman, GC Manager

Oct 21, 1996  
Date Reported

SPARGER TECHNOLOGY ANALYTICAL LABORATORY, INC. IS CERTIFIED BY THE STATE OF CALIFORNIA  
DEPARTMENT OF HEALTH SERVICES AS A HAZARDOUS WASTE TESTING LABORATORY  
(Certification No. 1614)

8020264.XLS

**EPA Method 8020/8015  
 Modified Analysis Report**

Attention:	Mr. Mike Miller IT Corporation 3634 Eknes St. Mather, CA 95655	Date Sampled:	Oct 15, 1996
		Date Received:	Oct 17, 1996
		Date Analyzed:	Oct 17, 1996
		Invoice #:	7099
Project #:	769025	Project Name:	Cal Trans
Client ID:	B2-8-174	LAB ID:	7099-266A
Matrix:	Soil	Dilution: 1:	1

Name	Amount	Detection Limit	Units
Benzene	ND	0.005	mg/kg
Toluene	ND	0.005	mg/kg
Ethylbenzene	ND	0.005	mg/kg
Xylenes	ND	0.005	mg/kg
TPHgas	ND	1.0	mg/kg
Surrogate % Recovery of Trifluorotoluene =		89%	

ppb = parts per billion = ug/kg = micrograms per kilogram

ppm = parts per million = mg/kg = milligrams per kilogram

ND = Not Detected. Compound(s) may be present at concentrations below the detection limit.

  
 C. Chapman, GC Manager

Oct 21, 1996  
 Date Reported

SPARGER TECHNOLOGY ANALYTICAL LABORATORY, INC. IS CERTIFIED BY THE STATE OF CALIFORNIA  
 DEPARTMENT OF HEALTH SERVICES AS A HAZARDOUS WASTE TESTING LABORATORY  
 (Certification No. 1614)

8020266.XLS

**EPA Method 8020/8015  
Modified Analysis Report**

Attention:	Mr. Mike Miller IT Corporation 3634 Eknes St. Mather, CA 95655	Date Sampled:	Oct 15, 1996
		Date Received:	Oct 17, 1996
		Date Analyzed:	Oct 17, 1996
		Invoice #:	7099
Project #:	769025	Project Name:	Cal Trans
Client ID:	B2-9-78	LAB ID:	7099-274A
Matrix:	Soil	Dilution: 1:	1

Name	Amount	Detection Limit	Units
Benzene	ND	0.005	mg/kg
Toluene	ND	0.005	mg/kg
Ethylbenzene	ND	0.005	mg/kg
Xylenes	ND	0.005	mg/kg
TPHgas	ND	1.0	mg/kg
Surrogate % Recovery of Trifluorotoluene =		83%	

ppb = parts per billion = ug/kg = micrograms per kilogram

ppm = parts per million = mg/kg = milligrams per kilogram

ND = Not Detected. Compound(s) may be present at concentrations below the detection limit.

  
C. Chapman, GC Manager

Oct 21, 1996  
Date Reported

SPARGER TECHNOLOGY ANALYTICAL LABORATORY, INC. IS CERTIFIED BY THE STATE OF CALIFORNIA  
DEPARTMENT OF HEALTH SERVICES AS A HAZARDOUS WASTE TESTING LABORATORY  
(Certification No. 1614)

8020274.XLS

**EPA Method 8020/8015  
Modified Analysis Report**

Attention:	Mr. Mike Miller IT Corporation 3634 Eknes St. Mather, CA 95655	Date Sampled:	Oct 15, 1996
		Date Received:	Oct 17, 1996
		Date Analyzed:	Oct 18, 1996
		Invoice #:	7099
Project #:	769025	Project Name:	Cal Trans
Client ID:	B2-9-126	LAB ID:	7099-278A
Matrix:	Soil	Dilution: 1:	1

Name	Amount	Detection Limit	Units
Benzene	ND	0.005	mg/kg
Toluene	ND	0.005	mg/kg
Ethylbenzene	ND	0.005	mg/kg
Xylenes	ND	0.005	mg/kg
TPHgas	ND	1.0	mg/kg
<b>Surrogate % Recovery of Trifluorotoluene =</b>		<b>87%</b>	

ppb = parts per billion = ug/kg = micrograms per kilogram

ppm = parts per million = mg/kg = milligrams per kilogram

ND = Not Detected. Compound(s) may be present at concentrations below the detection limit.

  
C. Chapman, GC Manager

Oct 21, 1996  
Date Reported

SPARGER TECHNOLOGY ANALYTICAL LABORATORY, INC. IS CERTIFIED BY THE STATE OF CALIFORNIA  
DEPARTMENT OF HEALTH SERVICES AS A HAZARDOUS WASTE TESTING LABORATORY  
(Certification No. 1614)

8020278.XLS

**EPA Method 8020/8015  
Modified Analysis Report**

Attention:	Mr. Mike Miller IT Corporation 3634 Eknes St. Mather, CA 95655	Date Sampled:	Oct 15, 1996
		Date Received:	Oct 17, 1996
		Date Analyzed:	Oct 18, 1996
		Invoice #:	7099
Project #:	769025	Project Name:	Cal Trans
Client ID:	B2-9-174	LAB ID:	7099-280A
Matrix:	Soil	Dilution: 1:	1

Name	Amount	Detection Limit	Units
Benzene	ND	0.005	mg/kg
Toluene	ND	0.005	mg/kg
Ethylbenzene	ND	0.005	mg/kg
Xylenes	ND	0.005	mg/kg
TPHgas	ND	1.0	mg/kg
<b>Surrogate % Recovery of Trifluorotoluene =</b>		<b>94%</b>	

ppb = parts per billion = ug/kg = micrograms per kilogram

ppm = parts per million = mg/kg = milligrams per kilogram

ND = Not Detected. Compound(s) may be present at concentrations below the detection limit.

  
C. Chapman, GC Manager

Oct 21, 1996  
Date Reported

SPARGER TECHNOLOGY ANALYTICAL LABORATORY, INC. IS CERTIFIED BY THE STATE OF CALIFORNIA  
DEPARTMENT OF HEALTH SERVICES AS A HAZARDOUS WASTE TESTING LABORATORY  
(Certification No. 1614)

8020280.XLS

**EPA Method 8020  
Modified Laboratory Control Spike (LCS) &  
Laboratory Control Spike Duplicate (LCSD) BTEX Analysis Report**

Attention: Mr. Mike Miller  
IT Corporation  
3634 Eknes St.  
Mather, CA 95655

Date Sampled: Oct 16, 1996  
Date Received: Oct 17, 1996  
Date Analyzed: Oct 18, 1996  
Invoice #: 7099

Project ID: 769025

Project Name: Cal Trans

Client ID: LCS/LCSD

LAB ID: 7099-LCS  
7099-LCSD

Matrix: Soil

Dilution:

Name	Spike Added	Sample Conc.	LCS Result	LCSD Result	Units	LCS % Recovery	LCSD % Recovery	% RPD Recovery	QC Limits RPD	QC Limits %Rec
Benzene	30	ND	34	34	ug/kg	113%	113%	0%	20	65-135
Toluene	30	ND	33	34	ug/kg	110%	113%	3%	20	65-135
Ethylbenzene	30	ND	33	34	ug/kg	110%	113%	3%	20	65-135
m,p-Xylenes	60	ND	67	69	ug/kg	112%	115%	3%	20	65-135

Surrogate % Recovery of Trifluorotoluene =


156% LCS

129% LCSD

ppb = parts per billion = ug/kg = micrograms per kilogram

ppm = parts per million = ug/g = micrograms per gram

ND = Not Detected. Compound(s) may be present at concentrations below the detection limit.

  
C. Chapman, GC Supervisor

Oct 21, 1996  
Date Reported

SPARGER TECHNOLOGY ANALYTICAL LABORATORY, INC. IS CERTIFIED BY THE STATE OF CALIFORNIA  
DEPARTMENT OF HEALTH SERVICES AS A HAZARDOUS WASTE TESTING LABORATORY  
(Certification No. 1614)

8020LCSS.XLS

**EPA Method 8020  
Modified Matrix Spike (MS) & Matrix Spike Duplicate (MSD)  
BTEX Analysis Report**

Attention: Mr. Mike Miller  
IT Corporation  
3634 Eknes St.  
Mather, CA 95655

Date Sampled: Oct 16, 1996  
Date Received: Oct 17, 1996  
Date Analyzed: Oct 18, 1996  
Invoice #: 7099

Project ID: 769025

Project Name: Cal Trans

Client ID: MS/MSD

LAB ID: 7099-053MS  
7099-053MSD

Matrix: Soil

Dilution:

Name	Spike Added	Sample Conc.	MS Result	MSD Result	Units	MS % Recovery	MSD % Recovery	% RPD Recovery	QC Limits RPD	QC Limits %Rec
Benzene	30	ND	26	20	ug/kg	87%	67%	26%	20	65-135
Toluene	30	ND	26	20	ug/kg	87%	67%	26%	20	65-135
Ethylbenzene	30	ND	26	20	ug/kg	87%	67%	26%	20	65-135
m,p-Xylenes	60	ND	53	41	ug/kg	88%	68%	26%	20	65-135

Surrogate % Recovery of Trifluorotoluene =

96% MS

80% MSD

ppb = parts per billion = ug/kg = micrograms per kilogram

ppm = parts per million = ug/g = micrograms per gram

ND = Not Detected. Compound(s) may be present at concentrations below the detection limit.

  
C. Chapman, GC Supervisor

Oct 21, 1996  
Date Reported

SPARGER TECHNOLOGY ANALYTICAL LABORATORY, INC. IS CERTIFIED BY THE STATE OF CALIFORNIA  
DEPARTMENT OF HEALTH SERVICES AS A HAZARDOUS WASTE TESTING LABORATORY  
(Certification No. 1614)

8020MSS.XLS

**EPA Method 8020  
Modified Laboratory Control Spike (LCS) &  
Laboratory Control Spike Duplicate (LCSD) BTEX Analysis Report**

Attention: Mr. Mike Miller  
IT Corporation  
3634 Eknes St.  
Mather, CA 95655

Date Sampled: Oct 16, 1996  
Date Received: Oct 17, 1996  
Date Analyzed: Oct 17, 1996  
Invoice #: 7099

Project ID: 769025

Project Name: Cal Trans

Client ID: LCS/LCSD

LAB ID: 7099-LCS  
7099-LCSD

Matrix: Water

Dilution:

Name	Spike Added	Sample Conc.	LCS Result	LCSD Result	Units	LCS % Recovery	LCSD % Recovery	% RPD Recovery	QC Limits RPD	%Rec
Benzene	30	ND	30	29	ug/l	100%	97%	3%	20	65-135
Toluene	30	ND	32	30	ug/l	107%	100%	6%	20	65-135
Ethylbenzene	30	ND	32	31	ug/l	107%	103%	3%	20	65-135
m,p-Xylenes	60	ND	66	62	ug/l	110%	103%	6%	20	65-135

Surrogate % Recovery of Trifluorotoluene =

97% LCS

95% LCSD

ppb = parts per billion = ug/l = micrograms per liter  
ppm = parts per million = ug/ml = micrograms per milliliter  
ND = Not Detected. Compound(s) may be present at concentrations below the detection limit.

  
C. Chapman, GC Supervisor

Oct 21, 1996  
Date Reported

SPARGER TECHNOLOGY ANALYTICAL LABORATORY, INC. IS CERTIFIED BY THE STATE OF CALIFORNIA  
DEPARTMENT OF HEALTH SERVICES AS A HAZARDOUS WASTE TESTING LABORATORY  
(Certification No. 1614)

8020LCSW.XLS



**EPA Method 8020  
Modified Matrix Spike (MS) & Matrix Spike Duplicate (MSD)  
BTEX Analysis Report**

Attention: Mr. Mike Miller  
IT Corporation  
3634 Eknes St.  
Mather, CA 95655

Date Sampled: Oct 16, 1996  
Date Received: Oct 17, 1996  
Date Analyzed: Oct 17, 1996  
Invoice #: 7099

Project ID: 769025

Project Name: Cal Trans

Client ID: MS/MSD

LAB ID: 7099-001MS  
7099-001MSD

Matrix: Water

Dilution:

Name	Spike Added	Sample Conc.	MS Result	MSD Result	Units	MS % Recovery	MSD % Recovery	% RPD Recovery	QC Limits RPD	QC Limits %Rec
Benzene	30	ND	29	30	ug/l	97%	100%	3%	20	65-135
Toluene	30	ND	31	31	ug/l	103%	103%	0%	20	65-135
Ethylbenzene	30	ND	31	31	ug/l	103%	103%	0%	20	65-135
m,p-Xylenes	60	ND	63	64	ug/l	105%	107%	2%	20	65-135

Surrogate % Recovery of Trifluorotoluene =

95% MS

96% MSD

ppb = parts per billion = ug/l = micrograms per liter

ppm = parts per million = ug/ml = micrograms per milliliter

ND = Not Detected. Compound(s) may be present at concentrations below the detection limit.

  
C. Chapman, GC Supervisor

Oct 21, 1996

Date Reported

SPARGER TECHNOLOGY ANALYTICAL LABORATORY, INC. IS CERTIFIED BY THE STATE OF CALIFORNIA

DEPARTMENT OF HEALTH SERVICES AS A HAZARDOUS WASTE TESTING LABORATORY

(Certification No. 1614)

8020MSW.XLS

## EPA Method 8015 Modified Analysis Report

Attention: Mr. Mike Miller  
IT Corporation  
3634 Eknes St.  
Mather, CA 95655

Date Sampled: Oct 16, 1996  
Date Received: Oct 17, 1996  
Date Extracted: Oct 21, 1996  
Date Analyzed: Oct 21, 1996  
Invoice #: 7099

Project #: 769025

Project Name: Cal Trans

Client ID: B1-4-GW

LAB ID: 7099-002A

Matrix: Water

Dilution: 1 : 1

Name	Amount	Detection Limit	Units
TPHdiesel	ND	50	ug/l

Surrogate % Recovery of Pentacosane = 83%

ppb = parts per billion = ug/l = micrograms per liter  
ppm = parts per million = ug/ml = micrograms per milliliter  
ND = Not Detected. Compound(s) may be present at concentrations below the detection limit.



R. L. James, Principal Chemist

Oct 22, 1996  
Date Reported

SPARGER TECHNOLOGY ANALYTICAL LABORATORY, INC. IS CERTIFIED BY THE STATE OF CALIFORNIA  
DEPARTMENT OF HEALTH SERVICES AS A HAZARDOUS WASTE TESTING LABORATORY  
(Certification No. 1614)

8015002.XLS

## EPA Method 8015 Modified Analysis Report

Attention: Mr. Mike Miller  
IT Corporation  
3634 Eknes St.  
Mather, CA 95655

Date Sampled: Oct 16, 1996  
Date Received: Oct 17, 1996  
Date Extracted: Oct 21, 1996  
Date Analyzed: Oct 21, 1996  
Invoice #: 7099

Project #: 769025

Project Name: Cal Trans

Client ID: B1-6-GW

LAB ID: 7099-006A

Matrix: Water

Dilution: 1 : 1

Name	Amount	Detection Limit	Units
TPHdiesel	ND	50	ug/l

Surrogate % Recovery of Pentacosane = 77%

ppb = parts per billion = ug/l = micrograms per liter  
ppm = parts per million = ug/ml = micrograms per milliliter  
ND = Not Detected. Compound(s) may be present at concentrations below the detection limit.



R. L. James, Principal Chemist

Oct 22, 1996  
Date Reported

SPARGER TECHNOLOGY ANALYTICAL LABORATORY, INC. IS CERTIFIED BY THE STATE OF CALIFORNIA  
DEPARTMENT OF HEALTH SERVICES AS A HAZARDOUS WASTE TESTING LABORATORY  
(Certification No. 1614)

8015006.XLS

## EPA Method 8015 Modified Analysis Report

Attention: Mr. Mike Miller  
IT Corporation  
3634 Eknes St.  
Mather, CA 95655

Date Sampled: Oct 16, 1996  
Date Received: Oct 17, 1996  
Date Extracted: Oct 21, 1996  
Date Analyzed: Oct 21, 1996  
Invoice #: 7099

Project #: 769025

Project Name: Cal Trans

Client ID: B1-8-GW

LAB ID: 7099-009A

Matrix: Water

Dilution: 1 : 1

Name	Amount	Detection Limit	Units
TPHdiesel	ND	50	ug/l

Surrogate % Recovery of Pentacosane = 76%

ppb = parts per billion = ug/l = micrograms per liter  
ppm = parts per million = ug/ml = micrograms per milliliter  
ND = Not Detected. Compound(s) may be present at concentrations below the detection limit.



R. L. James, Principal Chemist

Oct 22, 1996  
Date Reported

SPARGER TECHNOLOGY ANALYTICAL LABORATORY, INC. IS CERTIFIED BY THE STATE OF CALIFORNIA  
DEPARTMENT OF HEALTH SERVICES AS A HAZARDOUS WASTE TESTING LABORATORY  
(Certification No. 1614)

8015009.XLS

## EPA Method 8015 Modified Analysis Report

Attention: Mr. Mike Miller  
IT Corporation  
3634 Eknes St.  
Mather, CA 95655

Date Sampled: Oct 16, 1996  
Date Received: Oct 17, 1996  
Date Extracted: Oct 21, 1996  
Date Analyzed: Oct 21, 1996  
Invoice #: 7099

Project #: 769025

Project Name: Cal Trans

Client ID: B1-11-GW

LAB ID: 7099-013A

Matrix: Water

Dilution: 1 : 1

Name	Amount	Detection Limit	Units
TPHdiesel	ND*	50	ug/l

Surrogate % Recovery of Pentacosane = 83%

ppb = parts per billion = ug/l = micrograms per liter

ppm = parts per million = ug/ml = micrograms per milliliter

ND = Not Detected. Compound(s) may be present at concentrations below the detection limit.

**\* A hydrocarbon mix that is non-typical for diesel is present @1100 ug/l.**



R. L. James, Principal Chemist

Oct 22, 1996

Date Reported

SPARGER TECHNOLOGY ANALYTICAL LABORATORY, INC. IS CERTIFIED BY THE STATE OF CALIFORNIA

DEPARTMENT OF HEALTH SERVICES AS A HAZARDOUS WASTE TESTING LABORATORY

(Certification No. 1614)

8015013.XLS

## EPA Method 8015 Modified Analysis Report

Attention: Mr. Mike Miller  
IT Corporation  
3634 Eknes St.  
Mather, CA 95655

Date Sampled: Oct 16, 1996  
Date Received: Oct 17, 1996  
Date Extracted: Oct 21, 1996  
Date Analyzed: Oct 21, 1996  
Invoice #: 7099

Project #: 769025

Project Name: Cal Trans

Client ID: B1-11-GW (dup)

LAB ID: 7099-015A

Matrix: Water

Dilution: 1 : 1

Name	Amount	Detection Limit	Units
TPHdiesel	ND*	50	ug/l

Surrogate % Recovery of Pentacosane = 88%

ppb = parts per billion = ug/l = micrograms per liter

ppm = parts per million = ug/ml = micrograms per milliliter

ND = Not Detected. Compound(s) may be present at concentrations below the detection limit.

**\* A hydrocarbon mix that is non-typical for diesel is present @ 970 ug/l.**



R. L. James, Principal Chemist

Oct 22, 1996

Date Reported

SPARGER TECHNOLOGY ANALYTICAL LABORATORY, INC. IS CERTIFIED BY THE STATE OF CALIFORNIA  
DEPARTMENT OF HEALTH SERVICES AS A HAZARDOUS WASTE TESTING LABORATORY  
(Certification No. 1614)

8015015.XLS

**EPA Method 8015  
Modified Analysis Report**

Attention: Mr. Mike Miller  
IT Corporation  
3634 Eknes St.  
Mather, CA 95655

Date Sampled: Oct 16, 1996  
Date Received: Oct 17, 1996  
Date Extracted: Oct 18, 1996  
Date Analyzed: Oct 18, 1996  
Invoice #: 7099

Project #: 769025

Project Name: Cal Trans

Client ID: B1-10-78

LAB ID: 7099-026A

Matrix: Soil

Dilution: 1: 1

Name	Amount	Detection Limit	Units
TPHdiesel	ND	1.0	mg/kg

Surrogate % Recovery of Pentacosane = 80%

ppb = parts per billion = ug/kg = micrograms per kilogram

ppm = parts per million = mg/kg = milligrams per kilogram

ND = Not Detected. Compound(s) may be present at concentrations below the detection limit.

*R. L. James*

R. L. James, Principal Chemist

Oct 22, 1996

Date Reported

SPARGER TECHNOLOGY ANALYTICAL LABORATORY, INC. IS CERTIFIED BY THE STATE OF CALIFORNIA  
DEPARTMENT OF HEALTH SERVICES AS A HAZARDOUS WASTE TESTING LABORATORY  
(Certification No. 1614)

8015026.XLS

**EPA Method 8015  
Modified Analysis Report**

Attention: Mr. Mike Miller  
IT Corporation  
3634 Eknes St.  
Mather, CA 95655

Date Sampled: Oct 16, 1996  
Date Received: Oct 17, 1996  
Date Extracted: Oct 18, 1996  
Date Analyzed: Oct 18, 1996  
Invoice #: 7099

Project #: 769025

Project Name: Cal Trans

Client ID: B1-10-126

LAB ID: 7099-031A

Matrix: Soil

Dilution: 1: 1

Name	Amount	Detection Limit	Units
TPHdiesel	ND	1.0	mg/kg

Surrogate % Recovery of Pentacosane = 80%

ppb = parts per billion = ug/kg = micrograms per kilogram

ppm = parts per million = mg/kg = milligrams per kilogram

ND = Not Detected. Compound(s) may be present at concentrations below the detection limit.



R. L. James, Principal Chemist

Oct 22, 1996

Date Reported

SPARGER TECHNOLOGY ANALYTICAL LABORATORY, INC. IS CERTIFIED BY THE STATE OF CALIFORNIA  
DEPARTMENT OF HEALTH SERVICES AS A HAZARDOUS WASTE TESTING LABORATORY  
(Certification No. 1614)

8015031.XLS



**EPA Method 8015  
Modified Analysis Report**

Attention: Mr. Mike Miller  
IT Corporation  
3634 Eknes St.  
Mather, CA 95655

Date Sampled: Oct 16, 1996  
Date Received: Oct 17, 1996  
Date Extracted: Oct 18, 1996  
Date Analyzed: Oct 18, 1996  
Invoice #: 7099

Project #: 769025

Project Name: Cal Trans

Client ID: B1-10-174

LAB ID: 7099-034A

Matrix: Soil

Dilution: 1: 1

Name	Amount	Detection Limit	Units
TPHdiesel	ND	1.0	mg/kg

Surrogate % Recovery of Pentacosane = 85%

ppb = parts per billion = ug/kg = micrograms per kilogram

ppm = parts per million = mg/kg = milligrams per kilogram

ND = Not Detected. Compound(s) may be present at concentrations below the detection limit.



R. L. James, Principal Chemist

Oct 22, 1996

Date Reported

SPARGER TECHNOLOGY ANALYTICAL LABORATORY, INC. IS CERTIFIED BY THE STATE OF CALIFORNIA  
DEPARTMENT OF HEALTH SERVICES AS A HAZARDOUS WASTE TESTING LABORATORY  
(Certification No. 1614)

8015034.XLS

**EPA Method 8015  
Modified Analysis Report**

Attention:	Mr. Mike Miller IT Corporation 3634 Eknes St. Mather, CA 95655	Date Sampled:	Oct 16, 1996
		Date Received:	Oct 17, 1996
		Date Extracted:	Oct 18, 1996
		Date Analyzed:	Oct 18, 1996
		Invoice #:	7099
Project #:	769025	Project Name:	Cal Trans
Client ID:	B1-11-78	LAB ID:	7099-042A
Matrix:	Soil	Dilution:	1: 1

Name	Amount	Detection Limit	Units
TPHdiesel	ND	1.0	mg/kg

Surrogate % Recovery of Pentacosane = 85%

ppb = parts per billion = ug/kg = micrograms per kilogram

ppm = parts per million = mg/kg = milligrams per kilogram

ND = Not Detected. Compound(s) may be present at concentrations below the detection limit.

*R. L. James*

R. L. James, Principal Chemist

Oct 22, 1996

Date Reported

SPARGER TECHNOLOGY ANALYTICAL LABORATORY, INC. IS CERTIFIED BY THE STATE OF CALIFORNIA  
DEPARTMENT OF HEALTH SERVICES AS A HAZARDOUS WASTE TESTING LABORATORY  
(Certification No. 1614)

8015042.XLS

**EPA Method 8015  
Modified Analysis Report**

Attention: Mr. Mike Miller  
IT Corporation  
3634 Eknes St.  
Mather, CA 95655

Date Sampled: Oct 16, 1996  
Date Received: Oct 17, 1996  
Date Extracted: Oct 18, 1996  
Date Analyzed: Oct 18, 1996  
Invoice #: 7099

Project #: 769025

Project Name: Cal Trans

Client ID: B1-11-126

LAB ID: 7099-046A

Matrix: Soil

Dilution: 1: 1

Name	Amount	Detection Limit	Units
TPHdiesel	ND*	1.0	mg/kg

Surrogate % Recovery of Pentacosane = 120%

ppb = parts per billion = ug/kg = micrograms per kilogram

ppm = parts per million = mg/kg = milligrams per kilogram

ND = Not Detected. Compound(s) may be present at concentrations below the detection limit.

\* A hydrocarbon mix that is non-typical for diesel is present @58 mg/kg.



R. L. James, Principal Chemist

Oct 23, 1996

Date Reported

SPARGER TECHNOLOGY ANALYTICAL LABORATORY, INC. IS CERTIFIED BY THE STATE OF CALIFORNIA  
DEPARTMENT OF HEALTH SERVICES AS A HAZARDOUS WASTE TESTING LABORATORY  
(Certification No. 1614)

8015046.XLS

**EPA Method 8015  
Modified Analysis Report**

Attention: Mr. Mike Miller  
IT Corporation  
3634 Eknes St.  
Mather, CA 95655

Date Sampled: Oct 16, 1996  
Date Received: Oct 17, 1996  
Date Extracted: Oct 18, 1996  
Date Analyzed: Oct 18, 1996  
Invoice #: 7099

Project #: 769025

Project Name: Cal Trans

Client ID: B1-11-174

LAB ID: 7099-048A

Matrix: Soil

Dilution: 1: 1

Name	Amount	Detection Limit	Units
TPHdiesel	ND	1.0	mg/kg

Surrogate % Recovery of Pentacosane = 80%

ppb = parts per billion = ug/kg = micrograms per kilogram

ppm = parts per million = mg/kg = milligrams per kilogram

ND = Not Detected. Compound(s) may be present at concentrations below the detection limit.

*R. L. James*

R. L. James, Principal Chemist

Oct 23, 1996

Date Reported

SPARGER TECHNOLOGY ANALYTICAL LABORATORY, INC. IS CERTIFIED BY THE STATE OF CALIFORNIA  
DEPARTMENT OF HEALTH SERVICES AS A HAZARDOUS WASTE TESTING LABORATORY  
(Certification No. 1614)

8015048.XLS

**EPA Method 8015  
Modified Analysis Report**

Attention:	Mr. Mike Miller IT Corporation 3634 Eknes St. Mather, CA 95655	Date Sampled:	Oct 16, 1996
		Date Received:	Oct 17, 1996
		Date Extracted:	Oct 18, 1996
		Date Analyzed:	Oct 18, 1996
		Invoice #:	7099
Project #:	769025	Project Name:	Cal Trans
Client ID:	B1-8-78	LAB ID:	7099-050A
Matrix:	Soil	Dilution:	1: 1

Name	Amount	Detection Limit	Units
TPHdiesel	ND	1.0	mg/kg

Surrogate % Recovery of Pentacosane = 95%

ppb = parts per billion = ug/kg = micrograms per kilogram

ppm = parts per million = mg/kg = milligrams per kilogram

ND = Not Detected. Compound(s) may be present at concentrations below the detection limit.



R. L. James, Principal Chemist

Oct 22, 1996

Date Reported

SPARGER TECHNOLOGY ANALYTICAL LABORATORY, INC. IS CERTIFIED BY THE STATE OF CALIFORNIA  
DEPARTMENT OF HEALTH SERVICES AS A HAZARDOUS WASTE TESTING LABORATORY  
(Certification No. 1814)

8015050.XLS

**EPA Method 8015  
Modified Analysis Report**

Attention: Mr. Mike Miller  
IT Corporation  
3634 Eknes St.  
Mather, CA 95655

Date Sampled: Oct 16, 1996  
Date Received: Oct 17, 1996  
Date Extracted: Oct 18, 1996  
Date Analyzed: Oct 18, 1996  
Invoice #: 7099

Project #: 769025

Project Name: Cal Trans

Client ID: B1-8-78 (dup)

LAB ID: 7099-050DUP

Matrix: Soil

Dilution: 1: 1

Name	Amount	Detection Limit	Units
TPHdiesel	ND	1.0	mg/kg

Surrogate % Recovery of Pentacosane = 75%

ppb = parts per billion = ug/kg = micrograms per kilogram

ppm = parts per million = mg/kg = milligrams per kilogram

ND = Not Detected. Compound(s) may be present at concentrations below the detection limit.



R. L. James, Principal Chemist

Oct 22, 1996

Date Reported

SPARGER TECHNOLOGY ANALYTICAL LABORATORY, INC. IS CERTIFIED BY THE STATE OF CALIFORNIA  
DEPARTMENT OF HEALTH SERVICES AS A HAZARDOUS WASTE TESTING LABORATORY  
(Certification No. 1614)

8015050D.XLS

**EPA Method 8015  
Modified Analysis Report**

Attention: Mr. Mike Miller  
IT Corporation  
3634 Eknes St.  
Mather, CA 95655

Date Sampled: Oct 16, 1996  
Date Received: Oct 17, 1996  
Date Extracted: Oct 18, 1996  
Date Analyzed: Oct 18, 1996  
Invoice #: 7099

Project #: 769025

Project Name: Cal Trans

Client ID: B1-8-126

LAB ID: 7099-054A

Matrix: Soil

Dilution: 1: 1

Name	Amount	Detection Limit	Units
TPHdiesel	ND	1.0	mg/kg

Surrogate % Recovery of Pentacosane = 78%

ppb = parts per billion = ug/kg = micrograms per kilogram

ppm = parts per million = mg/kg = milligrams per kilogram

ND = Not Detected. Compound(s) may be present at concentrations below the detection limit.



R. L. James, Principal Chemist

Oct 22, 1996

Date Reported

SPARGER TECHNOLOGY ANALYTICAL LABORATORY, INC. IS CERTIFIED BY THE STATE OF CALIFORNIA

DEPARTMENT OF HEALTH SERVICES AS A HAZARDOUS WASTE TESTING LABORATORY

(Certification No. 1614)

8015054.XLS

**EPA Method 8015  
Modified Analysis Report**

Attention: Mr. Mike Miller  
IT Corporation  
3634 Eknes St.  
Mather, CA 95655

Date Sampled: Oct 16, 1996  
Date Received: Oct 17, 1996  
Date Extracted: Oct 18, 1996  
Date Analyzed: Oct 18, 1996  
Invoice #: 7099

Project #: 769025

Project Name: Cal Trans

Client ID: B1-8-174

LAB ID: 7099-056A

Matrix: Soil

Dilution: 1: 1

Name	Amount	Detection Limit	Units
TPHdiesel	ND	1.0	mg/kg

Surrogate % Recovery of Pentacosane = 95%

ppb = parts per billion = ug/kg = micrograms per kilogram

ppm = parts per million = mg/kg = milligrams per kilogram

ND = Not Detected. Compound(s) may be present at concentrations below the detection limit.



R. L. James, Principal Chemist

Oct 22, 1996

Date Reported

SPARGER TECHNOLOGY ANALYTICAL LABORATORY, INC. IS CERTIFIED BY THE STATE OF CALIFORNIA  
DEPARTMENT OF HEALTH SERVICES AS A HAZARDOUS WASTE TESTING LABORATORY  
(Certification No. 1814)

8015056.XLS



## EPA Method 8015 Modified Analysis Report

Attention:	Mr. Mike Miller IT Corporation 3634 Eknes St. Mather, CA 95655	Date Sampled:	Oct 16, 1996
		Date Received:	Oct 17, 1996
		Date Extracted:	Oct 18, 1996
		Date Analyzed:	Oct 18, 1996
		Invoice #:	7099
Project #:	769025	Project Name:	Cal Trans
Client ID:	B1-9-78	LAB ID:	7099-063A
Matrix:	Soil	Dilution:	1: 1

Name	Amount	Detection Limit	Units
TPHdiesel	ND	1.0	mg/kg

Surrogate % Recovery of Pentacosane = 84%

ppb = parts per billion = ug/kg = micrograms per kilogram

ppm = parts per million = mg/kg = milligrams per kilogram

ND = Not Detected. Compound(s) may be present at concentrations below the detection limit.



R. L. James, Principal Chemist

Oct 22, 1996

Date Reported

SPARGER TECHNOLOGY ANALYTICAL LABORATORY, INC. IS CERTIFIED BY THE STATE OF CALIFORNIA  
DEPARTMENT OF HEALTH SERVICES AS A HAZARDOUS WASTE TESTING LABORATORY  
(Certification No. 1614)

8015063.XLS

**EPA Method 8015  
Modified Analysis Report**

Attention: Mr. Mike Miller  
IT Corporation  
3634 Eknes St.  
Mather, CA 95655

Date Sampled: Oct 16, 1996  
Date Received: Oct 17, 1996  
Date Extracted: Oct 18, 1996  
Date Analyzed: Oct 18, 1996  
Invoice #: 7099

Project #: 769025

Project Name: Cal Trans

Client ID: B1-9-126

LAB ID: 7099-067A

Matrix: Soil

Dilution: 1: 1

Name	Amount	Detection Limit	Units
TPHdiesel	ND	1.0	mg/kg

Surrogate % Recovery of Pentacosane = 82%

ppb = parts per billion = ug/kg = micrograms per kilogram

ppm = parts per million = mg/kg = milligrams per kilogram

ND = Not Detected. Compound(s) may be present at concentrations below the detection limit.

*R. L. James*

R. L. James, Principal Chemist

Oct 22, 1996

Date Reported

SPARGER TECHNOLOGY ANALYTICAL LABORATORY, INC. IS CERTIFIED BY THE STATE OF CALIFORNIA  
DEPARTMENT OF HEALTH SERVICES AS A HAZARDOUS WASTE TESTING LABORATORY  
(Certification No. 1614)

8015067.XLS

## EPA Method 8015 Modified Analysis Report

Attention:	Mr. Mike Miller IT Corporation 3634 Eknes St. Mather, CA 95655	Date Sampled:	Oct 16, 1996
		Date Received:	Oct 17, 1996
		Date Extracted:	Oct 18, 1996
		Date Analyzed:	Oct 18, 1996
		Invoice #:	7099
Project #:	769025	Project Name:	Cal Trans
Client ID:	B1-9-174	LAB ID:	7099-069A
Matrix:	Soil	Dilution:	1: 1

Name	Amount	Detection Limit	Units
TPHdiesel	ND	1.0	mg/kg

Surrogate % Recovery of Pentacosane = 83%

ppb = parts per billion = ug/kg = micrograms per kilogram

ppm = parts per million = mg/kg = milligrams per kilogram

ND = Not Detected. Compound(s) may be present at concentrations below the detection limit.



R. L. James, Principal Chemist

Oct 22, 1996

Date Reported

SPARGER TECHNOLOGY ANALYTICAL LABORATORY, INC. IS CERTIFIED BY THE STATE OF CALIFORNIA  
DEPARTMENT OF HEALTH SERVICES AS A HAZARDOUS WASTE TESTING LABORATORY  
(Certification No. 1614)

8015069.XLS

**EPA Method 8015  
Modified Analysis Report**

Attention:	Mr. Mike Miller IT Corporation 3634 Eknes St. Mather, CA 95655	Date Sampled:	Oct 16, 1996
		Date Received:	Oct 17, 1996
		Date Extracted:	Oct 18, 1996
		Date Analyzed:	Oct 18, 1996
		Invoice #:	7099
Project #:	769025	Project Name:	Cal Trans
Client ID:	B1-6-126	LAB ID:	7099-071A
Matrix:	Soil	Dilution:	1: 1

Name	Amount	Detection Limit	Units
TPHdiesel	ND	1.0	mg/kg

Surrogate % Recovery of Pentacosane = 88%

ppb = parts per billion = ug/kg = micrograms per kilogram

ppm = parts per million = mg/kg = milligrams per kilogram

ND = Not Detected. Compound(s) may be present at concentrations below the detection limit.

*R. L. James*

R. L. James, Principal Chemist

Oct 22, 1996

Date Reported

SPARGER TECHNOLOGY ANALYTICAL LABORATORY, INC. IS CERTIFIED BY THE STATE OF CALIFORNIA  
DEPARTMENT OF HEALTH SERVICES AS A HAZARDOUS WASTE TESTING LABORATORY  
(Certification No. 1814)

8015071.XLS

**EPA Method 8015  
Modified Analysis Report**

Attention: Mr. Mike Miller  
IT Corporation  
3634 Eknes St.  
Mather, CA 95655

Date Sampled: Oct 16, 1996  
Date Received: Oct 17, 1996  
Date Extracted: Oct 18, 1996  
Date Analyzed: Oct 18, 1996  
Invoice #: 7099

Project #: 769025

Project Name: Cal Trans

Client ID: B1-6-174

LAB ID: 7099-074A

Matrix: Soil

Dilution: 1: 1

Name	Amount	Detection Limit	Units
TPHdiesel	ND	1.0	mg/kg

Surrogate % Recovery of Pentacosane = 80%

ppb = parts per billion = ug/kg = micrograms per kilogram

ppm = parts per million = mg/kg = milligrams per kilogram

ND = Not Detected. Compound(s) may be present at concentrations below the detection limit.



R. L. James, Principal Chemist

Oct 22, 1996

Date Reported

SPARGER TECHNOLOGY ANALYTICAL LABORATORY, INC. IS CERTIFIED BY THE STATE OF CALIFORNIA

DEPARTMENT OF HEALTH SERVICES AS A HAZARDOUS WASTE TESTING LABORATORY

(Certification No. 1614)

8015074.XLS

**EPA Method 8015  
Modified Analysis Report**

Attention: Mr. Mike Miller  
IT Corporation  
3634 Eknes St.  
Mather, CA 95655

Date Sampled: Oct 16, 1996  
Date Received: Oct 17, 1996  
Date Extracted: Oct 18, 1996  
Date Analyzed: Oct 18, 1996  
Invoice #: 7099

Project #: 769025

Project Name: Cal Trans

Client ID: B1-7-78

LAB ID: 7099-082A

Matrix: Soil

Dilution: 1: 1

Name	Amount	Detection Limit	Units
TPHdiesel	ND	1.0	mg/kg

Surrogate % Recovery of Pentacosane = 85%

ppb = parts per billion = ug/kg = micrograms per kilogram

ppm = parts per million = mg/kg = milligrams per kilogram

ND = Not Detected. Compound(s) may be present at concentrations below the detection limit.

*R. L. James*

R. L. James, Principal Chemist

Oct 22, 1996

Date Reported

SPARGER TECHNOLOGY ANALYTICAL LABORATORY, INC. IS CERTIFIED BY THE STATE OF CALIFORNIA  
DEPARTMENT OF HEALTH SERVICES AS A HAZARDOUS WASTE TESTING LABORATORY  
(Certification No. 1614)

8015082.XLS

**EPA Method 8015  
Modified Analysis Report**

Attention: Mr. Mike Miller  
IT Corporation  
3634 Eknes St.  
Mather, CA 95655

Date Sampled: Oct 16, 1996  
Date Received: Oct 17, 1996  
Date Extracted: Oct 18, 1996  
Date Analyzed: Oct 18, 1996  
Invoice #: 7099

Project #: 769025

Project Name: Cal Trans

Client ID: B1-7-78 (dup)

LAB ID: 7099-082DUP

Matrix: Soil

Dilution: 1: 1

Name	Amount	Detection Limit	Units
TPHdiesel	ND	1.0	mg/kg

Surrogate % Recovery of Pentacosane = 80%

ppb = parts per billion = ug/kg = micrograms per kilogram

ppm = parts per million = mg/kg = milligrams per kilogram

ND = Not Detected. Compound(s) may be present at concentrations below the detection limit.

*R. L. James*

R. L. James, Principal Chemist

Oct 22, 1996

Date Reported

SPARGER TECHNOLOGY ANALYTICAL LABORATORY, INC. IS CERTIFIED BY THE STATE OF CALIFORNIA  
DEPARTMENT OF HEALTH SERVICES AS A HAZARDOUS WASTE TESTING LABORATORY  
(Certification No. 1614)

8015082D.XLS

**EPA Method 8015  
Modified Analysis Report**

Attention: Mr. Mike Miller  
IT Corporation  
3634 Eknes St.  
Mather, CA 95655

Date Sampled: Oct 16, 1996  
Date Received: Oct 17, 1996  
Date Extracted: Oct 18, 1996  
Date Analyzed: Oct 18, 1996  
Invoice #: 7099

Project #: 769025

Project Name: Cal Trans

Client ID: B1-7-126

LAB ID: 7099-086A

Matrix: Soil

Dilution: 1: 1

Name	Amount	Detection Limit	Units
TPHdiesel	ND	1.0	mg/kg

Surrogate % Recovery of Pentacosane = 83%

ppb = parts per billion = ug/kg = micrograms per kilogram

ppm = parts per million = mg/kg = milligrams per kilogram

ND = Not Detected. Compound(s) may be present at concentrations below the detection limit.



R. L. James, Principal Chemist

Oct 22, 1996

Date Reported

SPARGER TECHNOLOGY ANALYTICAL LABORATORY, INC. IS CERTIFIED BY THE STATE OF CALIFORNIA  
DEPARTMENT OF HEALTH SERVICES AS A HAZARDOUS WASTE TESTING LABORATORY  
(Certification No. 1614)

8015086.XLS



**EPA Method 8015  
Modified Analysis Report**

Attention: Mr. Mike Miller  
IT Corporation  
3634 Eknes St.  
Mather, CA 95655

Date Sampled: Oct 16, 1996  
Date Received: Oct 17, 1996  
Date Extracted: Oct 18, 1996  
Date Analyzed: Oct 18, 1996  
Invoice #: 7099

Project #: 769025

Project Name: Cal Trans

Client ID: B1-7-174

LAB ID: 7099-088A

Matrix: Soil

Dilution: 1: 1

Name	Amount	Detection Limit	Units
TPHdiesel	ND	1.0	mg/kg

Surrogate % Recovery of Pentacosane = 90%

ppb = parts per billion = ug/kg = micrograms per kilogram

ppm = parts per million = mg/kg = milligrams per kilogram

ND = Not Detected. Compound(s) may be present at concentrations below the detection limit.

*R. L. James*

R. L. James, Principal Chemist

Oct 22, 1996

Date Reported

SPARGER TECHNOLOGY ANALYTICAL LABORATORY, INC. IS CERTIFIED BY THE STATE OF CALIFORNIA

DEPARTMENT OF HEALTH SERVICES AS A HAZARDOUS WASTE TESTING LABORATORY

(Certification No. 1614)

8015088.XLS

**EPA Method 8015  
Modified Analysis Report**

Attention: Mr. Mike Miller  
IT Corporation  
3634 Eknes St.  
Mather, CA 95655

Date Sampled: Oct 16, 1996  
Date Received: Oct 17, 1996  
Date Extracted: Oct 18, 1996  
Date Analyzed: Oct 18, 1996  
Invoice #: 7099

Project #: 769025

Project Name: Cal Trans

Client ID: B1-4-174

LAB ID: 7099-095A

Matrix: Soil

Dilution: 1: 1

Name	Amount	Detection Limit	Units
TPHdiesel	ND	1.0	mg/kg

Surrogate % Recovery of Pentacosane = 85%

ppb = parts per billion = ug/kg = micrograms per kilogram

ppm = parts per million = mg/kg = milligrams per kilogram

ND = Not Detected. Compound(s) may be present at concentrations below the detection limit.



R. L. James, Principal Chemist

Oct 22, 1996

Date Reported

SPARGER TECHNOLOGY ANALYTICAL LABORATORY, INC. IS CERTIFIED BY THE STATE OF CALIFORNIA  
DEPARTMENT OF HEALTH SERVICES AS A HAZARDOUS WASTE TESTING LABORATORY  
(Certification No. 1614)

8015095.XLS

**EPA Method 8015  
Modified Analysis Report**

Attention: Mr. Mike Miller  
IT Corporation  
3634 Eknes St.  
Mather, CA 95655

Date Sampled: Oct 16, 1996  
Date Received: Oct 17, 1996  
Date Extracted: Oct 18, 1996  
Date Analyzed: Oct 18, 1996  
Invoice #: 7099

Project #: 769025

Project Name: Cal Trans

Client ID: B1-5-78

LAB ID: 7099-103A

Matrix: Soil

Dilution: 1: 1

Name	Amount	Detection Limit	Units
TPHdiesel	ND	1.0	mg/kg

Surrogate % Recovery of Pentacosane = 80%

ppb = parts per billion = ug/kg = micrograms per kilogram

ppm = parts per million = mg/kg = milligrams per kilogram

ND = Not Detected. Compound(s) may be present at concentrations below the detection limit.



R. L. James, Principal Chemist

Oct 22, 1996

Date Reported

SPARGER TECHNOLOGY ANALYTICAL LABORATORY, INC. IS CERTIFIED BY THE STATE OF CALIFORNIA  
DEPARTMENT OF HEALTH SERVICES AS A HAZARDOUS WASTE TESTING LABORATORY  
(Certification No. 1814)

8015103.XLS

**EPA Method 8015  
Modified Analysis Report**

Attention: Mr. Mike Miller  
IT Corporation  
3634 Eknes St.  
Mather, CA 95655

Date Sampled: Oct 16, 1996  
Date Received: Oct 17, 1996  
Date Extracted: Oct 18, 1996  
Date Analyzed: Oct 18, 1996  
Invoice #: 7099

Project #: 769025

Project Name: Cal Trans

Client ID: B1-5-126

LAB ID: 7099-107A

Matrix: Soil

Dilution: 1: 1

Name	Amount	Detection Limit	Units
TPHdiesel	ND	1.0	mg/kg

Surrogate % Recovery of Pentacosane = 85%

ppb = parts per billion = ug/kg = micrograms per kilogram

ppm = parts per million = mg/kg = milligrams per kilogram

ND = Not Detected. Compound(s) may be present at concentrations below the detection limit.



R. L. James, Principal Chemist

Oct 22, 1996

Date Reported

SPARGER TECHNOLOGY ANALYTICAL LABORATORY, INC. IS CERTIFIED BY THE STATE OF CALIFORNIA  
DEPARTMENT OF HEALTH SERVICES AS A HAZARDOUS WASTE TESTING LABORATORY  
(Certification No. 1614)

8015107.XLS

**EPA Method 8015  
Modified Analysis Report**

Attention: Mr. Mike Miller  
IT Corporation  
3634 Eknes St.  
Mather, CA 95655

Date Sampled: Oct 16, 1996  
Date Received: Oct 17, 1996  
Date Extracted: Oct 18, 1996  
Date Analyzed: Oct 18, 1996  
Invoice #: 7099

Project #: 769025

Project Name: Cal Trans

Client ID: B1-5-174

LAB ID: 7099-109A

Matrix: Soil

Dilution: 1: 1

Name	Amount	Detection Limit	Units
TPHdiesel	ND	1.0	mg/kg

Surrogate % Recovery of Pentacosane = 82%

ppb = parts per billion = ug/kg = micrograms per kilogram

ppm = parts per million = mg/kg = milligrams per kilogram

ND = Not Detected. Compound(s) may be present at concentrations below the detection limit.



R. L. James, Principal Chemist

Oct 22, 1996

Date Reported

SPARGER TECHNOLOGY ANALYTICAL LABORATORY, INC. IS CERTIFIED BY THE STATE OF CALIFORNIA  
DEPARTMENT OF HEALTH SERVICES AS A HAZARDOUS WASTE TESTING LABORATORY  
(Certification No. 1614)

8015109.XLS

**EPA Method 8015  
Modified Analysis Report**

Attention: Mr. Mike Miller  
IT Corporation  
3634 Eknes St.  
Mather, CA 95655

Date Sampled: Oct 16, 1996  
Date Received: Oct 17, 1996  
Date Extracted: Oct 18, 1996  
Date Analyzed: Oct 18, 1996  
Invoice #: 7099

Project #: 769025

Project Name: Cal Trans

Client ID: B1-6-78

LAB ID: 7099-117A

Matrix: Soil

Dilution: 1: 1

Name	Amount	Detection Limit	Units
TPHdiesel	ND	1.0	mg/kg

Surrogate % Recovery of Pentacosane = 81%

ppb = parts per billion = ug/kg = micrograms per kilogram

ppm = parts per million = mg/kg = milligrams per kilogram

ND = Not Detected. Compound(s) may be present at concentrations below the detection limit.



R. L. James, Principal Chemist

Oct 22, 1996

Date Reported

SPARGER TECHNOLOGY ANALYTICAL LABORATORY, INC. IS CERTIFIED BY THE STATE OF CALIFORNIA

DEPARTMENT OF HEALTH SERVICES AS A HAZARDOUS WASTE TESTING LABORATORY

(Certification No. 1614)

8015117.XLS

**EPA Method 8015  
Modified Analysis Report**

Attention: Mr. Mike Miller  
IT Corporation  
3634 Eknes St.  
Mather, CA 95655

Date Sampled: Oct 16, 1996  
Date Received: Oct 17, 1996  
Date Extracted: Oct 18, 1996  
Date Analyzed: Oct 18, 1996  
Invoice #: 7099

Project #: 769025

Project Name: Cal Trans

Client ID: B1-2-174

LAB ID: 7099-122A

Matrix: Soil

Dilution: 1: 1

Name	Amount	Detection Limit	Units
TPHdiesel	ND	1.0	mg/kg

Surrogate % Recovery of Pentacosane = 75%

ppb = parts per billion = ug/kg = micrograms per kilogram

ppm = parts per million = mg/kg = milligrams per kilogram

ND = Not Detected. Compound(s) may be present at concentrations below the detection limit.



R. L. James, Principal Chemist

Oct 22, 1996

Date Reported

SPARGER TECHNOLOGY ANALYTICAL LABORATORY, INC. IS CERTIFIED BY THE STATE OF CALIFORNIA  
DEPARTMENT OF HEALTH SERVICES AS A HAZARDOUS WASTE TESTING LABORATORY  
(Certification No. 1614)

8015122.XLS

**EPA Method 8015  
Modified Analysis Report**

Attention: Mr. Mike Miller  
IT Corporation  
3634 Eknes St.  
Mather, CA 95655

Date Sampled: Oct 16, 1996  
Date Received: Oct 17, 1996  
Date Extracted: Oct 18, 1996  
Date Analyzed: Oct 18, 1996  
Invoice #: 7099

Project #: 769025

Project Name: Cal Trans

Client ID: B1-2-174 (dup)

LAB ID: 7099-122DUP

Matrix: Soil

Dilution: 1: 1

Name	Amount	Detection Limit	Units
TPHdiesel	ND	1.0	mg/kg

Surrogate % Recovery of Pentacosane = 88%

ppb = parts per billion = ug/kg = micrograms per kilogram

ppm = parts per million = mg/kg = milligrams per kilogram

ND = Not Detected. Compound(s) may be present at concentrations below the detection limit.



R. L. James, Principal Chemist

Oct 22, 1996

Date Reported

SPARGER TECHNOLOGY ANALYTICAL LABORATORY, INC. IS CERTIFIED BY THE STATE OF CALIFORNIA  
DEPARTMENT OF HEALTH SERVICES AS A HAZARDOUS WASTE TESTING LABORATORY  
(Certification No. 1614)

8015122D.XLS



**EPA Method 8015  
Modified Analysis Report**

Attention: Mr. Mike Miller  
IT Corporation  
3634 Eknes St.  
Mather, CA 95655

Date Sampled: Oct 16, 1996  
Date Received: Oct 17, 1996  
Date Extracted: Oct 18, 1996  
Date Analyzed: Oct 18, 1996  
Invoice #: 7099

Project #: 769025

Project Name: Cal Trans

Client ID: B1-3-78

LAB ID: 7099-130A

Matrix: Soil

Dilution: 1: 1

Name	Amount	Detection Limit	Units
TPHdiesel	ND	1.0	mg/kg

Surrogate % Recovery of Pentacosane = 80%

ppb = parts per billion = ug/kg = micrograms per kilogram

ppm = parts per million = mg/kg = milligrams per kilogram

ND = Not Detected. Compound(s) may be present at concentrations below the detection limit.



R. L. James, Principal Chemist

Oct 22, 1996

Date Reported

SPARGER TECHNOLOGY ANALYTICAL LABORATORY, INC. IS CERTIFIED BY THE STATE OF CALIFORNIA  
DEPARTMENT OF HEALTH SERVICES AS A HAZARDOUS WASTE TESTING LABORATORY  
(Certification No. 1614)

8015130.XLS

**EPA Method 8015  
Modified Analysis Report**

Attention: Mr. Mike Miller  
IT Corporation  
3634 Eknes St.  
Mather, CA 95655

Date Sampled: Oct 16, 1996  
Date Received: Oct 17, 1996  
Date Extracted: Oct 18, 1996  
Date Analyzed: Oct 18, 1996  
Invoice #: 7099

Project #: 769025

Project Name: Cal Trans

Client ID: B1-3-126

LAB ID: 7099-135A

Matrix: Soil

Dilution: 1: 1

Name	Amount	Detection Limit	Units
TPHdiesel	ND	1.0	mg/kg

Surrogate % Recovery of Pentacosane = 82%

ppb = parts per billion = ug/kg = micrograms per kilogram

ppm = parts per million = mg/kg = milligrams per kilogram

ND = Not Detected. Compound(s) may be present at concentrations below the detection limit.



R. L. James, Principal Chemist

Oct 22, 1996

Date Reported

SPARGER TECHNOLOGY ANALYTICAL LABORATORY, INC. IS CERTIFIED BY THE STATE OF CALIFORNIA

DEPARTMENT OF HEALTH SERVICES AS A HAZARDOUS WASTE TESTING LABORATORY

(Certification No. 1614)

8015135.XLS

**EPA Method 8015  
 Modified Analysis Report**

Attention: Mr. Mike Miller  
 IT Corporation  
 3634 Eknes St.  
 Mather, CA 95655

Date Sampled: Oct 16, 1996  
 Date Received: Oct 17, 1996  
 Date Extracted: Oct 18, 1996  
 Date Analyzed: Oct 18, 1996  
 Invoice #: 7099

Project #: 769025

Project Name: Cal Trans

Client ID: B1-3-174

LAB ID: 7099-138A

Matrix: Soil

Dilution: 1: 1

Name	Amount	Detection Limit	Units
TPHdiesel	ND	1.0	mg/kg

Surrogate % Recovery of Pentacosane = 86%

ppb = parts per billion = ug/kg = micrograms per kilogram

ppm = parts per million = mg/kg = milligrams per kilogram

ND = Not Detected. Compound(s) may be present at concentrations below the detection limit.



R. L. James, Principal Chemist

Oct 22, 1996

Date Reported

SPARGER TECHNOLOGY ANALYTICAL LABORATORY, INC. IS CERTIFIED BY THE STATE OF CALIFORNIA  
 DEPARTMENT OF HEALTH SERVICES AS A HAZARDOUS WASTE TESTING LABORATORY  
 (Certification No. 1614)

8015038.XLS

**EPA Method 8015  
Modified Analysis Report**

Attention: Mr. Mike Miller  
IT Corporation  
3634 Eknes St.  
Mather, CA 95655

Date Sampled: Oct 16, 1996  
Date Received: Oct 17, 1996  
Date Extracted: Oct 18, 1996  
Date Analyzed: Oct 18, 1996  
Invoice #: 7099

Project #: 769025

Project Name: Cal Trans

Client ID: B1-4-78

LAB ID: 7099-147A

Matrix: Soil

Dilution: 1: 1

Name	Amount	Detection Limit	Units
TPHdiesel	ND	1.0	mg/kg

Surrogate % Recovery of Pentacosane = 81%

ppb = parts per billion = ug/kg = micrograms per kilogram

ppm = parts per million = mg/kg = milligrams per kilogram

ND = Not Detected. Compound(s) may be present at concentrations below the detection limit.



R. L. James, Principal Chemist

Oct 22, 1996

Date Reported

SPARGER TECHNOLOGY ANALYTICAL LABORATORY, INC. IS CERTIFIED BY THE STATE OF CALIFORNIA  
DEPARTMENT OF HEALTH SERVICES AS A HAZARDOUS WASTE TESTING LABORATORY  
(Certification No. 1614)

8015147.XLS

**EPA Method 8015  
Modified Analysis Report**

Attention: Mr. Mike Miller  
IT Corporation  
3634 Eknes St.  
Mather, CA 95655

Date Sampled: Oct 16, 1996  
Date Received: Oct 17, 1996  
Date Extracted: Oct 18, 1996  
Date Analyzed: Oct 18, 1996  
Invoice #: 7099

Project #: 769025

Project Name: Cal Trans

Client ID: B1-4-126

LAB ID: 7099-152A

Matrix: Soil

Dilution: 1: 1

Name	Amount	Detection Limit	Units
TPHdiesel	ND	1.0	mg/kg

Surrogate % Recovery of Pentacosane = 85%

ppb = parts per billion = ug/kg = micrograms per kilogram

ppm = parts per million = mg/kg = milligrams per kilogram

ND = Not Detected. Compound(s) may be present at concentrations below the detection limit.



R. L. James, Principal Chemist

Oct 22, 1996

Date Reported

SPARGER TECHNOLOGY ANALYTICAL LABORATORY, INC. IS CERTIFIED BY THE STATE OF CALIFORNIA  
DEPARTMENT OF HEALTH SERVICES AS A HAZARDOUS WASTE TESTING LABORATORY  
(Certification No. 1614)

8015152.XLS

**EPA Method 8015  
Modified Analysis Report**

Attention: Mr. Mike Miller  
IT Corporation  
3634 Eknes St.  
Mather, CA 95655

Date Sampled: Oct 16, 1996  
Date Received: Oct 17, 1996  
Date Extracted: Oct 18, 1996  
Date Analyzed: Oct 18, 1996  
Invoice #: 7099

Project #: 769025

Project Name: Cal Trans

Client ID: B1-1-78

LAB ID: 7099-160A

Matrix: Soil

Dilution: 1: 1

Name	Amount	Detection Limit	Units
TPHdiesel	ND	1.0	mg/kg

Surrogate % Recovery of Pentacosane = 80%

ppb = parts per billion = ug/kg = micrograms per kilogram

ppm = parts per million = mg/kg = milligrams per kilogram

ND = Not Detected. Compound(s) may be present at concentrations below the detection limit.



R. L. James, Principal Chemist

Oct 22, 1996

Date Reported

SPARGER TECHNOLOGY ANALYTICAL LABORATORY, INC. IS CERTIFIED BY THE STATE OF CALIFORNIA  
DEPARTMENT OF HEALTH SERVICES AS A HAZARDOUS WASTE TESTING LABORATORY  
(Certification No. 1614)

8015160.XLS

**EPA Method 8015  
Modified Analysis Report**

Attention: Mr. Mike Miller  
IT Corporation  
3634 Eknes St.  
Mather, CA 95655

Date Sampled: Oct 16, 1996  
Date Received: Oct 17, 1996  
Date Extracted: Oct 18, 1996  
Date Analyzed: Oct 18, 1996  
Invoice #: 7099

Project #: 769025

Project Name: Cal Trans

Client ID: B1-1-126

LAB ID: 7099-164A

Matrix: Soil

Dilution: 1: 1

Name	Amount	Detection Limit	Units
TPHdiesel	ND	1.0	mg/kg

Surrogate % Recovery of Pentacosane = 80%

ppb = parts per billion = ug/kg = micrograms per kilogram

ppm = parts per million = mg/kg = milligrams per kilogram

ND = Not Detected. Compound(s) may be present at concentrations below the detection limit.



R. L. James, Principal Chemist

Oct 22, 1996

Date Reported

SPARGER TECHNOLOGY ANALYTICAL LABORATORY, INC. IS CERTIFIED BY THE STATE OF CALIFORNIA  
DEPARTMENT OF HEALTH SERVICES AS A HAZARDOUS WASTE TESTING LABORATORY  
(Certification No. 1614)

8015164.XLS

**EPA Method 8015  
Modified Analysis Report**

Attention: Mr. Mike Miller  
IT Corporation  
3634 Eknes St.  
Mather, CA 95655

Date Sampled: Oct 16, 1996  
Date Received: Oct 17, 1996  
Date Extracted: Oct 18, 1996  
Date Analyzed: Oct 18, 1996  
Invoice #: 7099

Project #: 769025

Project Name: Cal Trans

Client ID: B1-1-174

LAB ID: 7099-166A

Matrix: Soil

Dilution: 1: 1

Name	Amount	Detection Limit	Units
TPHdiesel	ND	1.0	mg/kg

Surrogate % Recovery of Pentacosane = 78%

ppb = parts per billion = ug/kg = micrograms per kilogram

ppm = parts per million = mg/kg = milligrams per kilogram

ND = Not Detected. Compound(s) may be present at concentrations below the detection limit.



R. L. James, Principal Chemist

Oct 22, 1996

Date Reported

SPARGER TECHNOLOGY ANALYTICAL LABORATORY, INC. IS CERTIFIED BY THE STATE OF CALIFORNIA

DEPARTMENT OF HEALTH SERVICES AS A HAZARDOUS WASTE TESTING LABORATORY

(Certification No. 1614)

8015166.XLS



**EPA Method 8015  
Modified Analysis Report**

Attention: Mr. Mike Miller  
IT Corporation  
3634 Eknes St.  
Mather, CA 95655

Date Sampled: Oct 16, 1996  
Date Received: Oct 17, 1996  
Date Extracted: Oct 18, 1996  
Date Analyzed: Oct 18, 1996  
Invoice #: 7099

Project #: 769025

Project Name: Cal Trans

Client ID: B1-1-174 (dup)

LAB ID: 7099-166DUP

Matrix: Soil

Dilution: 1: 1

Name	Amount	Detection Limit	Units
TPHdiesel	ND	1.0	mg/kg

Surrogate % Recovery of Pentacosane = 77%

ppb = parts per billion = ug/kg = micrograms per kilogram

ppm = parts per million = mg/kg = milligrams per kilogram

ND = Not Detected. Compound(s) may be present at concentrations below the detection limit.



R. L. James, Principal Chemist

Oct 22, 1996

Date Reported

SPARGER TECHNOLOGY ANALYTICAL LABORATORY, INC. IS CERTIFIED BY THE STATE OF CALIFORNIA

DEPARTMENT OF HEALTH SERVICES AS A HAZARDOUS WASTE TESTING LABORATORY

(Certification No. 1814)

8015166D.XLS

**EPA Method 8015  
Modified Analysis Report**

Attention: Mr. Mike Miller  
IT Corporation  
3634 Eknes St.  
Mather, CA 95655

Date Sampled: Oct 16, 1996  
Date Received: Oct 17, 1996  
Date Extracted: Oct 18, 1996  
Date Analyzed: Oct 18, 1996  
Invoice #: 7099

Project #: 769025

Project Name: Cal Trans

Client ID: B1-2-78

LAB ID: 7099-173A

Matrix: Soil

Dilution: 1: 1

Name	Amount	Detection Limit	Units
TPHdiesel	ND	1.0	mg/kg

Surrogate % Recovery of Pentacosane = 74%

ppb = parts per billion = ug/kg = micrograms per kilogram

ppm = parts per million = mg/kg = milligrams per kilogram

ND = Not Detected. Compound(s) may be present at concentrations below the detection limit.



R. L. James, Principal Chemist

Oct 22, 1996

Date Reported

SPARGER TECHNOLOGY ANALYTICAL LABORATORY, INC. IS CERTIFIED BY THE STATE OF CALIFORNIA

DEPARTMENT OF HEALTH SERVICES AS A HAZARDOUS WASTE TESTING LABORATORY

(Certification No. 1614)

8015173.XLS

**EPA Method 8015  
Modified Analysis Report**

Attention: Mr. Mike Miller  
IT Corporation  
3634 Eknes St.  
Mather, CA 95655

Date Sampled: Oct 16, 1996  
Date Received: Oct 17, 1996  
Date Extracted: Oct 19, 1996  
Date Analyzed: Oct 19, 1996  
Invoice #: 7099

Project #: 769025

Project Name: Cal Trans

Client ID: B1-2-126

LAB ID: 7099-177A

Matrix: Soil

Dilution: 1: 1

Name	Amount	Detection Limit	Units
TPHdiesel	ND	1.0	mg/kg

Surrogate % Recovery of Pentacosane = 83%

ppb = parts per billion = ug/kg = micrograms per kilogram

ppm = parts per million = mg/kg = milligrams per kilogram

ND = Not Detected. Compound(s) may be present at concentrations below the detection limit.



R. L. James, Principal Chemist

Oct 23, 1996

Date Reported

SPARGER TECHNOLOGY ANALYTICAL LABORATORY, INC. IS CERTIFIED BY THE STATE OF CALIFORNIA  
DEPARTMENT OF HEALTH SERVICES AS A HAZARDOUS WASTE TESTING LABORATORY  
(Certification No. 1614)

8015177.XLS

**EPA Method 8015  
Modified Analysis Report**

Attention:	Mr. Mike Miller IT Corporation 3634 Eknes St. Mather, CA 95655	Date Sampled:	Oct 15, 1996
		Date Received:	Oct 17, 1996
		Date Extracted:	Oct 19, 1996
		Date Analyzed:	Oct 19, 1996
		Invoice #:	7099
Project #:	769025	Project Name:	Cal Trans
Client ID:	B2-2-78	LAB ID:	7099-189A
Matrix:	Soil	Dilution:	1: 1

Name	Amount	Detection Limit	Units
TPHdiesel	ND	1.0	mg/kg

Surrogate % Recovery of Pentacosane = 84%

ppb = parts per billion = ug/kg = micrograms per kilogram

ppm = parts per million = mg/kg = milligrams per kilogram

ND = Not Detected. Compound(s) may be present at concentrations below the detection limit.



R. L. James, Principal Chemist

Oct 23, 1996

Date Reported

SPARGER TECHNOLOGY ANALYTICAL LABORATORY, INC. IS CERTIFIED BY THE STATE OF CALIFORNIA

DEPARTMENT OF HEALTH SERVICES AS A HAZARDOUS WASTE TESTING LABORATORY

(Certification No. 1614)

8015189.XLS

**EPA Method 8015  
Modified Analysis Report**

Attention:	Mr. Mike Miller IT Corporation 3634 Eknes St. Mather, CA 95655	Date Sampled:	Oct 15, 1996
		Date Received:	Oct 17, 1996
		Date Extracted:	Oct 19, 1996
		Date Analyzed:	Oct 19, 1996
		Invoice #:	7099
Project #:	769025	Project Name:	Cal Trans
Client ID:	B2-2-126	LAB ID:	7099-193A
Matrix:	Soil	Dilution:	1: 1

Name	Amount	Detection Limit	Units
TPHdiesel	ND	1.0	mg/kg

Surrogate % Recovery of Pentacosane = 80%

ppb = parts per billion = ug/kg = micrograms per kilogram

ppm = parts per million = mg/kg = milligrams per kilogram

ND = Not Detected. Compound(s) may be present at concentrations below the detection limit.

*R. L. James*

R. L. James, Principal Chemist

Oct 23, 1996

Date Reported

SPARGER TECHNOLOGY ANALYTICAL LABORATORY, INC. IS CERTIFIED BY THE STATE OF CALIFORNIA  
DEPARTMENT OF HEALTH SERVICES AS A HAZARDOUS WASTE TESTING LABORATORY  
(Certification No. 1814)

8015193.XLS

**EPA Method 8015  
Modified Analysis Report**

Attention: Mr. Mike Miller  
IT Corporation  
3634 Eknes St.  
Mather, CA 95655

Date Sampled: Oct 15, 1996  
Date Received: Oct 17, 1996  
Date Extracted: Oct 19, 1996  
Date Analyzed: Oct 19, 1996  
Invoice #: 7099

Project #: 769025

Project Name: Cal Trans

Client ID: B2-2-174

LAB ID: 7099-195A

Matrix: Soil

Dilution: 1: 1

Name	Amount	Detection Limit	Units
TPHdiesel	ND*	1.0	mg/kg

Surrogate % Recovery of Pentacosane = 78%

ppb = parts per billion = ug/kg = micrograms per kilogram

ppm = parts per million = mg/kg = milligrams per kilogram

ND = Not Detected. Compound(s) may be present at concentrations below the detection limit.

\* TPHmotor oil is present.



R. L. James, Principal Chemist

Oct 23, 1996

Date Reported

SPARGER TECHNOLOGY ANALYTICAL LABORATORY, INC. IS CERTIFIED BY THE STATE OF CALIFORNIA

DEPARTMENT OF HEALTH SERVICES AS A HAZARDOUS WASTE TESTING LABORATORY

(Certification No. 1614)

8015193.XLS

**EPA Method 8015  
Modified Analysis Report**

Attention:	Mr. Mike Miller IT Corporation 3634 Eknes St. Mather, CA 95655	Date Sampled:	Oct 15, 1996
		Date Received:	Oct 17, 1996
		Date Extracted:	Oct 19, 1996
		Date Analyzed:	Oct 19, 1996
		Invoice #:	7099
Project #:	769025	Project Name:	Cal Trans
Client ID:	B2-3-78	LAB ID:	7099-201A
Matrix:	Soil	Dilution:	1: 1

Name	Amount	Detection Limit	Units
TPHdiesel	ND	1.0	mg/kg

Surrogate % Recovery of Pentacosane = 82%

ppb = parts per billion = ug/kg = micrograms per kilogram

ppm = parts per million = mg/kg = milligrams per kilogram

ND = Not Detected. Compound(s) may be present at concentrations below the detection limit.

*R. L. James*

R. L. James, Principal Chemist

Oct 23, 1996

Date Reported

SPARGER TECHNOLOGY ANALYTICAL LABORATORY, INC. IS CERTIFIED BY THE STATE OF CALIFORNIA  
DEPARTMENT OF HEALTH SERVICES AS A HAZARDOUS WASTE TESTING LABORATORY  
(Certification No. 1814)

8015201.XLS

**EPA Method 8015  
Modified Analysis Report**

Attention: Mr. Mike Miller  
IT Corporation  
3634 Eknes St.  
Mather, CA 95655

Date Sampled: Oct 15, 1996  
Date Received: Oct 17, 1996  
Date Extracted: Oct 19, 1996  
Date Analyzed: Oct 19, 1996  
Invoice #: 7099

Project #: 769025

Project Name: Cal Trans

Client ID: B2-3-126

LAB ID: 7099-205A

Matrix: Soil

Dilution: 1: 1

Name	Amount	Detection Limit	Units
TPHdiesel	ND	1.0	mg/kg

Surrogate % Recovery of Pentacosane = 82%

ppb = parts per billion = ug/kg = micrograms per kilogram

ppm = parts per million = mg/kg = milligrams per kilogram

ND = Not Detected. Compound(s) may be present at concentrations below the detection limit.



R. L. James, Principal Chemist

Oct 23, 1996

Date Reported

SPARGER TECHNOLOGY ANALYTICAL LABORATORY, INC. IS CERTIFIED BY THE STATE OF CALIFORNIA  
DEPARTMENT OF HEALTH SERVICES AS A HAZARDOUS WASTE TESTING LABORATORY  
(Certification No. 1614)

8015205.XLS



**EPA Method 8015  
Modified Analysis Report**

Attention:	Mr. Mike Miller IT Corporation 3634 Eknes St. Mather, CA 95655	Date Sampled:	Oct 15, 1996
		Date Received:	Oct 17, 1996
		Date Extracted:	Oct 19, 1996
		Date Analyzed:	Oct 19, 1996
		Invoice #:	7099
Project #:	769025	Project Name:	Cal Trans
Client ID:	B2-3-174	LAB ID:	7099-207A
Matrix:	Soil	Dilution:	1: 1

Name	Amount	Detection Limit	Units
TPHdiesel	ND	1.0	mg/kg

Surrogate % Recovery of Pentacosane = 75%

ppb = parts per billion = ug/kg = micrograms per kilogram  
ppm = parts per million = mg/kg = milligrams per kilogram  
ND = Not Detected. Compound(s) may be present at concentrations below the detection limit.

*R. L. James*

R. L. James, Principal Chemist

Oct 23, 1996  
Date Reported

SPARGER TECHNOLOGY ANALYTICAL LABORATORY, INC. IS CERTIFIED BY THE STATE OF CALIFORNIA  
DEPARTMENT OF HEALTH SERVICES AS A HAZARDOUS WASTE TESTING LABORATORY  
(Certification No. 1614)

8015207.XLS

**EPA Method 8015  
Modified Analysis Report**

Attention: Mr. Mike Miller  
IT Corporation  
3634 Eknes St.  
Mather, CA 95655

Date Sampled: Oct 15, 1996  
Date Received: Oct 17, 1996  
Date Extracted: Oct 19, 1996  
Date Analyzed: Oct 19, 1996  
Invoice #: 7099

Project #: 769025

Project Name: Cal Trans

Client ID: B2-4-78

LAB ID: 7099-214A

Matrix: Soil

Dilution: 1: 1

Name	Amount	Detection Limit	Units
TPHdiesel	ND	1.0	mg/kg

Surrogate % Recovery of Pentacosane = 75%

ppb = parts per billion = ug/kg = micrograms per kilogram

ppm = parts per million = mg/kg = milligrams per kilogram

ND = Not Detected. Compound(s) may be present at concentrations below the detection limit.

*R. L. James*

R. L. James, Principal Chemist

Oct 23, 1996

Date Reported

SPARGER TECHNOLOGY ANALYTICAL LABORATORY, INC. IS CERTIFIED BY THE STATE OF CALIFORNIA

DEPARTMENT OF HEALTH SERVICES AS A HAZARDOUS WASTE TESTING LABORATORY

(Certification No. 1614)

8015214.XLS

**EPA Method 8015  
Modified Analysis Report**

Attention:	Mr. Mike Miller IT Corporation 3634 Eknes St. Mather, CA 95655	Date Sampled:	Oct 15, 1996
		Date Received:	Oct 17, 1996
		Date Extracted:	Oct 19, 1996
		Date Analyzed:	Oct 19, 1996
		Invoice #:	7099
Project #:	769025	Project Name:	Cal Trans
Client ID:	B2-4-126	LAB ID:	7099-218A
Matrix:	Soil	Dilution:	1: 1

Name	Amount	Detection Limit	Units
TPHdiesel	ND	1.0	mg/kg

Surrogate % Recovery of Pentacosane = 82%

ppb = parts per billion = ug/kg = micrograms per kilogram

ppm = parts per million = mg/kg = milligrams per kilogram

ND = Not Detected. Compound(s) may be present at concentrations below the detection limit.



R. L. James, Principal Chemist

Oct 23, 1996

Date Reported

SPARGER TECHNOLOGY ANALYTICAL LABORATORY, INC. IS CERTIFIED BY THE STATE OF CALIFORNIA

DEPARTMENT OF HEALTH SERVICES AS A HAZARDOUS WASTE TESTING LABORATORY

(Certification No. 1614)

8015218.XLS

**EPA Method 8015  
Modified Analysis Report**

Attention:	Mr. Mike Miller IT Corporation 3634 Eknes St. Mather, CA 95655	Date Sampled:	Oct 15, 1996
		Date Received:	Oct 17, 1996
		Date Extracted:	Oct 19, 1996
		Date Analyzed:	Oct 19, 1996
		Invoice #:	7099
Project #:	769025	Project Name:	Cal Trans
Client ID:	B2-5-78	LAB ID:	7099-225A
Matrix:	Soil	Dilution:	1: 1

Name	Amount	Detection Limit	Units
TPHdiesel	ND	1.0	mg/kg

Surrogate % Recovery of Pentacosane = 83%

ppb = parts per billion = ug/kg = micrograms per kilogram

ppm = parts per million = mg/kg = milligrams per kilogram

ND = Not Detected. Compound(s) may be present at concentrations below the detection limit.



R. L. James, Principal Chemist

Oct 23, 1996

Date Reported

SPARGER TECHNOLOGY ANALYTICAL LABORATORY, INC. IS CERTIFIED BY THE STATE OF CALIFORNIA

DEPARTMENT OF HEALTH SERVICES AS A HAZARDOUS WASTE TESTING LABORATORY

(Certification No. 1614)

8015225.XLS

**EPA Method 8015  
Modified Analysis Report**

Attention: Mr. Mike Miller  
IT Corporation  
3634 Eknes St.  
Mather, CA 95655

Date Sampled: Oct 15, 1996  
Date Received: Oct 17, 1996  
Date Extracted: Oct 19, 1996  
Date Analyzed: Oct 19, 1996  
Invoice #: 7099

Project #: 769025

Project Name: Cal Trans

Client ID: B2-5-78 (dup)

LAB ID: 7099-225DUP

Matrix: Soil

Dilution: 1: 1

Name	Amount	Detection Limit	Units
TPHdiesel	ND	1.0	mg/kg

Surrogate % Recovery of Pentacosane = 80%

ppb = parts per billion = ug/kg = micrograms per kilogram

ppm = parts per million = mg/kg = milligrams per kilogram

ND = Not Detected. Compound(s) may be present at concentrations below the detection limit.

*R. L. James*

R. L. James, Principal Chemist

Oct 23, 1996

Date Reported

SPARGER TECHNOLOGY ANALYTICAL LABORATORY, INC. IS CERTIFIED BY THE STATE OF CALIFORNIA

DEPARTMENT OF HEALTH SERVICES AS A HAZARDOUS WASTE TESTING LABORATORY

(Certification No. 1614)

8015225D.XLS

**EPA Method 8015  
Modified Analysis Report**

Attention: Mr. Mike Miller  
IT Corporation  
3634 Eknes St.  
Mather, CA 95655

Date Sampled: Oct 15, 1996  
Date Received: Oct 17, 1996  
Date Extracted: Oct 19, 1996  
Date Analyzed: Oct 19, 1996  
Invoice #: 7099

Project #: 769025

Project Name: Cal Trans

Client ID: B2-5-126

LAB ID: 7099-229A

Matrix: Soil

Dilution: 1: 1

Name	Amount	Detection Limit	Units
TPHdiesel	ND	1.0	mg/kg

Surrogate % Recovery of Pentacosane = 80%

ppb = parts per billion = ug/kg = micrograms per kilogram

ppm = parts per million = mg/kg = milligrams per kilogram

ND = Not Detected. Compound(s) may be present at concentrations below the detection limit.

*R. L. James*

R. L. James, Principal Chemist

Oct 23, 1996

Date Reported

SPARGER TECHNOLOGY ANALYTICAL LABORATORY, INC. IS CERTIFIED BY THE STATE OF CALIFORNIA  
DEPARTMENT OF HEALTH SERVICES AS A HAZARDOUS WASTE TESTING LABORATORY  
(Certification No. 1614)

8015229.XLS

**EPA Method 8015  
Modified Analysis Report**

Attention: Mr. Mike Miller  
IT Corporation  
3634 Eknes St.  
Mather, CA 95655

Date Sampled: Oct 15, 1996  
Date Received: Oct 17, 1996  
Date Extracted: Oct 19, 1996  
Date Analyzed: Oct 19, 1996  
Invoice #: 7099

Project #: 769025

Project Name: Cal Trans

Client ID: B2-5-174

LAB ID: 7099-231A

Matrix: Soil

Dilution: 1: 1

Name	Amount	Detection Limit	Units
TPHdiesel	ND	1.0	mg/kg

Surrogate % Recovery of Pentacosane = 77%

ppb = parts per billion = ug/kg = micrograms per kilogram

ppm = parts per million = mg/kg = milligrams per kilogram

ND = Not Detected. Compound(s) may be present at concentrations below the detection limit.



R. L. James, Principal Chemist

Oct 23, 1996

Date Reported

SPARGER TECHNOLOGY ANALYTICAL LABORATORY, INC. IS CERTIFIED BY THE STATE OF CALIFORNIA  
DEPARTMENT OF HEALTH SERVICES AS A HAZARDOUS WASTE TESTING LABORATORY  
(Certification No. 1614)

8015231.XLS

**EPA Method 8015  
Modified Analysis Report**

Attention: Mr. Mike Miller  
IT Corporation  
3634 Eknes St.  
Mather, CA 95655

Date Sampled: Oct 15, 1996  
Date Received: Oct 17, 1996  
Date Extracted: Oct 19, 1996  
Date Analyzed: Oct 19, 1996  
Invoice #: 7099

Project #: 769025

Project Name: Cal Trans

Client ID: B2-6-78

LAB ID: 7099-237A

Matrix: Soil

Dilution: 1: 1

Name	Amount	Detection Limit	Units
TPHdiesel	ND	1.0	mg/kg

Surrogate % Recovery of Pentacosane = 65%

ppb = parts per billion = ug/kg = micrograms per kilogram

ppm = parts per million = mg/kg = milligrams per kilogram

ND = Not Detected. Compound(s) may be present at concentrations below the detection limit.

*R. L. James*

R. L. James, Principal Chemist

Oct 23, 1996

Date Reported

SPARGER TECHNOLOGY ANALYTICAL LABORATORY, INC. IS CERTIFIED BY THE STATE OF CALIFORNIA  
DEPARTMENT OF HEALTH SERVICES AS A HAZARDOUS WASTE TESTING LABORATORY  
(Certification No. 1614)

8015237.XLS



## EPA Method 8015 Modified Analysis Report

Attention:	Mr. Mike Miller IT Corporation 3634 Eknes St. Mather, CA 95655	Date Sampled:	Oct 15, 1996
		Date Received:	Oct 17, 1996
		Date Extracted:	Oct 19, 1996
		Date Analyzed:	Oct 19, 1996
		Invoice #:	7099
Project #:	769025	Project Name:	Cal Trans
Client ID:	B2-6-126	LAB ID:	7099-241A
Matrix:	Soil	Dilution:	1: 1

Name	Amount	Detection Limit	Units
TPHdiesel	ND	1.0	mg/kg

Surrogate % Recovery of Pentacosane = 80%

ppb = parts per billion = ug/kg = micrograms per kilogram

ppm = parts per million = mg/kg = milligrams per kilogram

ND = Not Detected. Compound(s) may be present at concentrations below the detection limit.



R. L. James, Principal Chemist

Oct 23, 1996

Date Reported

SPARGER TECHNOLOGY ANALYTICAL LABORATORY, INC. IS CERTIFIED BY THE STATE OF CALIFORNIA

DEPARTMENT OF HEALTH SERVICES AS A HAZARDOUS WASTE TESTING LABORATORY

(Certification No. 1614)

8015241.XLS

**EPA Method 8015  
Modified Analysis Report**

Attention: Mr. Mike Miller  
IT Corporation  
3634 Eknes St.  
Mather, CA 95655

Date Sampled: Oct 15, 1996  
Date Received: Oct 17, 1996  
Date Extracted: Oct 19, 1996  
Date Analyzed: Oct 19, 1996  
Invoice #: 7099

Project #: 769025

Project Name: Cal Trans

Client ID: B2-6-174

LAB ID: 7099-243A

Matrix: Soil

Dilution: 1: 1

Name	Amount	Detection Limit	Units
TPHdiesel	ND	1.0	mg/kg

Surrogate % Recovery of Pentacosane = 100%

ppb = parts per billion = ug/kg = micrograms per kilogram

ppm = parts per million = mg/kg = milligrams per kilogram

ND = Not Detected. Compound(s) may be present at concentrations below the detection limit.



R. L. James, Principal Chemist

Oct 23, 1996

Date Reported

SPARGER TECHNOLOGY ANALYTICAL LABORATORY, INC. IS CERTIFIED BY THE STATE OF CALIFORNIA  
DEPARTMENT OF HEALTH SERVICES AS A HAZARDOUS WASTE TESTING LABORATORY  
(Certification No. 1614)

8015243.XLS

## EPA Method 8015 Modified Analysis Report

Attention: Mr. Mike Miller  
IT Corporation  
3634 Eknes St.  
Mather, CA 95655

Date Sampled: Oct 15, 1996  
Date Received: Oct 17, 1996  
Date Extracted: Oct 19, 1996  
Date Analyzed: Oct 19, 1996  
Invoice #: 7099

Project #: 769025

Project Name: Cal Trans

Client ID: B2-7-78

LAB ID: 7099-250A

Matrix: Soil

Dilution: 1: 1

Name	Amount	Detection Limit	Units
TPHdiesel	ND	1.0	mg/kg

Surrogate % Recovery of Pentacosane = 100%

ppb = parts per billion = ug/kg = micrograms per kilogram

ppm = parts per million = mg/kg = milligrams per kilogram

ND = Not Detected. Compound(s) may be present at concentrations below the detection limit.



R. L. James, Principal Chemist

Oct 23, 1996

Date Reported

SPARGER TECHNOLOGY ANALYTICAL LABORATORY, INC. IS CERTIFIED BY THE STATE OF CALIFORNIA  
DEPARTMENT OF HEALTH SERVICES AS A HAZARDOUS WASTE TESTING LABORATORY  
(Certification No. 1614)

8015250.XLS

**EPA Method 8015  
 Modified Analysis Report**

Attention: Mr. Mike Miller  
 IT Corporation  
 3634 Eknes St.  
 Mather, CA 95655

Date Sampled: Oct 15, 1996  
 Date Received: Oct 17, 1996  
 Date Extracted: Oct 19, 1996  
 Date Analyzed: Oct 19, 1996  
 Invoice #: 7099

Project #: 769025

Project Name: Cal Trans

Client ID: B2-7-126

LAB ID: 7099-254A

Matrix: Soil

Dilution: 1: 1

Name	Amount	Detection Limit	Units
TPHdiesel	ND	1.0	mg/kg

Surrogate % Recovery of Pentacosane = 77%

ppb = parts per billion = ug/kg = micrograms per kilogram

ppm = parts per million = mg/kg = milligrams per kilogram

ND = Not Detected. Compound(s) may be present at concentrations below the detection limit.

*R. L. James*

R. L. James, Principal Chemist

Oct 23, 1996

Date Reported

SPARGER TECHNOLOGY ANALYTICAL LABORATORY, INC. IS CERTIFIED BY THE STATE OF CALIFORNIA  
 DEPARTMENT OF HEALTH SERVICES AS A HAZARDOUS WASTE TESTING LABORATORY  
 (Certification No. 1614)

8015254.XLS

**EPA Method 8015  
Modified Analysis Report**

Attention: Mr. Mike Miller  
IT Corporation  
3634 Eknes St.  
Mather, CA 95655

Date Sampled: Oct 15, 1996  
Date Received: Oct 17, 1996  
Date Extracted: Oct 19, 1996  
Date Analyzed: Oct 19, 1996  
Invoice #: 7099

Project #: 769025

Project Name: Cal Trans

Client ID: B2-7-174

LAB ID: 7099-256A

Matrix: Soil

Dilution: 1: 1

Name	Amount	Detection Limit	Units
TPHdiesel	ND	1.0	mg/kg

Surrogate % Recovery of Pentacosane = 72%

ppb = parts per billion = ug/kg = micrograms per kilogram

ppm = parts per million = mg/kg = milligrams per kilogram

ND = Not Detected. Compound(s) may be present at concentrations below the detection limit.



R. L. James, Principal Chemist

Oct 23, 1996

Date Reported

SPARGER TECHNOLOGY ANALYTICAL LABORATORY, INC. IS CERTIFIED BY THE STATE OF CALIFORNIA  
DEPARTMENT OF HEALTH SERVICES AS A HAZARDOUS WASTE TESTING LABORATORY  
(Certification No. 1614)

8015256.XLS

**EPA Method 8015  
Modified Analysis Report**

Attention: Mr. Mike Miller  
IT Corporation  
3634 Eknes St.  
Mather, CA 95655

Date Sampled: Oct 15, 1996  
Date Received: Oct 17, 1996  
Date Extracted: Oct 19, 1996  
Date Analyzed: Oct 19, 1996  
Invoice #: 7099

Project #: 769025

Project Name: Cal Trans

Client ID: B2-8-78

LAB ID: 7099-261A

Matrix: Soil

Dilution: 1: 1

Name	Amount	Detection Limit	Units
TPHdiesel	ND	1.0	mg/kg

Surrogate % Recovery of Pentacosane = 85%

ppb = parts per billion = ug/kg = micrograms per kilogram

ppm = parts per million = mg/kg = milligrams per kilogram

ND = Not Detected. Compound(s) may be present at concentrations below the detection limit.



R. L. James, Principal Chemist

Oct 23, 1996

Date Reported

SPARGER TECHNOLOGY ANALYTICAL LABORATORY, INC. IS CERTIFIED BY THE STATE OF CALIFORNIA  
DEPARTMENT OF HEALTH SERVICES AS A HAZARDOUS WASTE TESTING LABORATORY  
(Certification No. 1614)

8015261.XLS

**EPA Method 8015  
Modified Analysis Report**

Attention: Mr. Mike Miller  
IT Corporation  
3634 Eknes St.  
Mather, CA 95655

Date Sampled: Oct 15, 1996  
Date Received: Oct 17, 1996  
Date Extracted: Oct 19, 1996  
Date Analyzed: Oct 19, 1996  
Invoice #: 7099

Project #: 769025

Project Name: Cal Trans

Client ID: B2-8-78 (dup)

LAB ID: 7099-261DUP

Matrix: Soil

Dilution: 1: 1

Name	Amount	Detection Limit	Units
TPHdiesel	ND	1.0	mg/kg

Surrogate % Recovery of Pentacosane = 72%

ppb = parts per billion = ug/kg = micrograms per kilogram

ppm = parts per million = mg/kg = milligrams per kilogram

ND = Not Detected. Compound(s) may be present at concentrations below the detection limit.



R. L. James, Principal Chemist

Oct 23, 1996

Date Reported

SPARGER TECHNOLOGY ANALYTICAL LABORATORY, INC. IS CERTIFIED BY THE STATE OF CALIFORNIA

DEPARTMENT OF HEALTH SERVICES AS A HAZARDOUS WASTE TESTING LABORATORY

(Certification No. 1614)

8015261D.XLS

**EPA Method 8015  
Modified Analysis Report**

Attention: Mr. Mike Miller  
IT Corporation  
3634 Eknes St.  
Mather, CA 95655

Date Sampled: Oct 15, 1996  
Date Received: Oct 17, 1996  
Date Extracted: Oct 19, 1996  
Date Analyzed: Oct 19, 1996  
Invoice #: 7099

Project #: 769025

Project Name: Cal Trans

Client ID: B2-8-126

LAB ID: 7099-265A

Matrix: Soil

Dilution: 1: 1

Name	Amount	Detection Limit	Units
TPHdiesel	ND	1.0	mg/kg

Surrogate % Recovery of Pentacosane = 84%

ppb = parts per billion = ug/kg = micrograms per kilogram

ppm = parts per million = mg/kg = milligrams per kilogram

ND = Not Detected. Compound(s) may be present at concentrations below the detection limit.



R. L. James, Principal Chemist

Oct 23, 1996

Date Reported

SPARGER TECHNOLOGY ANALYTICAL LABORATORY, INC. IS CERTIFIED BY THE STATE OF CALIFORNIA  
DEPARTMENT OF HEALTH SERVICES AS A HAZARDOUS WASTE TESTING LABORATORY  
(Certification No. 1614)

8015265.XLS



**EPA Method 8015  
 Modified Analysis Report**

Attention: Mr. Mike Miller  
 IT Corporation  
 3634 Eknes St.  
 Mather, CA 95655

Date Sampled: Oct 15, 1996  
 Date Received: Oct 17, 1996  
 Date Extracted: Oct 19, 1996  
 Date Analyzed: Oct 19, 1996  
 Invoice #: 7099

Project #: 769025

Project Name: Cal Trans

Client ID: B2-8-174

LAB ID: 7099-267A

Matrix: Soil

Dilution: 1: 1

Name	Amount	Detection Limit	Units
TPHdiesel	ND	1.0	mg/kg

Surrogate % Recovery of Pentacosane = 80%

ppb = parts per billion = ug/kg = micrograms per kilogram

ppm = parts per million = mg/kg = milligrams per kilogram

ND = Not Detected. Compound(s) may be present at concentrations below the detection limit.



R. L. James, Principal Chemist

Oct 23, 1996

Date Reported

SPARGER TECHNOLOGY ANALYTICAL LABORATORY, INC. IS CERTIFIED BY THE STATE OF CALIFORNIA  
 DEPARTMENT OF HEALTH SERVICES AS A HAZARDOUS WASTE TESTING LABORATORY  
 (Certification No. 1614)

8015267.XLS

**EPA Method 8015  
 Modified Analysis Report**

Attention: Mr. Mike Miller  
 IT Corporation  
 3634 Eknes St.  
 Mather, CA 95655

Date Sampled: Oct 15, 1996  
 Date Received: Oct 17, 1996  
 Date Extracted: Oct 19, 1996  
 Date Analyzed: Oct 19, 1996  
 Invoice #: 7099

Project #: 769025

Project Name: Cal Trans

Client ID: B2-9-78

LAB ID: 7099-275A

Matrix: Soil

Dilution: 1: 1

Name	Amount	Detection Limit	Units
TPHdiesel	ND	1.0	mg/kg

Surrogate % Recovery of Pentacosane = 80%

ppb = parts per billion = ug/kg = micrograms per kilogram

ppm = parts per million = mg/kg = milligrams per kilogram

ND = Not Detected. Compound(s) may be present at concentrations below the detection limit.



R. L. James, Principal Chemist

Oct 23, 1996

Date Reported

SPARGER TECHNOLOGY ANALYTICAL LABORATORY, INC. IS CERTIFIED BY THE STATE OF CALIFORNIA  
 DEPARTMENT OF HEALTH SERVICES AS A HAZARDOUS WASTE TESTING LABORATORY  
 (Certification No. 1614)

8015275.XLS

**EPA Method 8015  
Modified Analysis Report**

Attention: Mr. Mike Miller  
IT Corporation  
3634 Eknes St.  
Mather, CA 95655

Date Sampled: Oct 15, 1996  
Date Received: Oct 17, 1996  
Date Extracted: Oct 19, 1996  
Date Analyzed: Oct 19, 1996  
Invoice #: 7099

Project #: 769025

Project Name: Cal Trans

Client ID: B2-9-126

LAB ID: 7099-279A

Matrix: Soil

Dilution: 1: 1

Name	Amount	Detection Limit	Units
TPHdiesel	ND	1.0	mg/kg

Surrogate % Recovery of Pentacosane = 85%

ppb = parts per billion = ug/kg = micrograms per kilogram

ppm = parts per million = mg/kg = milligrams per kilogram

ND = Not Detected. Compound(s) may be present at concentrations below the detection limit.

*R. L. James*

R. L. James, Principal Chemist

Oct 23, 1996

Date Reported

SPARGER TECHNOLOGY ANALYTICAL LABORATORY, INC. IS CERTIFIED BY THE STATE OF CALIFORNIA  
DEPARTMENT OF HEALTH SERVICES AS A HAZARDOUS WASTE TESTING LABORATORY  
(Certification No. 1614)

8015279.XLS

**EPA Method 8015  
 Modified Analysis Report**

Attention: Mr. Mike Miller  
 IT Corporation  
 3634 Eknes St.  
 Mather, CA 95655

Date Sampled: Oct 15, 1996  
 Date Received: Oct 17, 1996  
 Date Extracted: Oct 19, 1996  
 Date Analyzed: Oct 19, 1996  
 Invoice #: 7099

Project #: 769025

Project Name: Cal Trans

Client ID: B2-9-174

LAB ID: 7099-281A

Matrix: Soil

Dilution: 1: 1

Name	Amount	Detection Limit	Units
TPHdiesel	ND	1.0	mg/kg

Surrogate % Recovery of Pentacosane = 76%

ppb = parts per billion = ug/kg = micrograms per kilogram

ppm = parts per million = mg/kg = milligrams per kilogram

ND = Not Detected. Compound(s) may be present at concentrations below the detection limit.



R. L. James, Principal Chemist

Oct 23, 1996

Date Reported

SPARGER TECHNOLOGY ANALYTICAL LABORATORY, INC. IS CERTIFIED BY THE STATE OF CALIFORNIA  
 DEPARTMENT OF HEALTH SERVICES AS A HAZARDOUS WASTE TESTING LABORATORY  
 (Certification No. 1614)

8015281.XLS

**EPA Method 8015  
 Modified Matrix Spike (MS) &  
 Matrix Spike Duplicate (MSD)  
 TPHdiesel Analysis Report**

Attention: Mr. Mike Miller  
 IT Corporation  
 3634 Eknes St.  
 Mather, CA 95655

Date Sampled: Oct 16, 1996  
 Date Received: Oct 17, 1996  
 Date Extracted: Oct 18, 1996  
 Date Analyzed: Oct 18, 1996  
 Invoice #: 7099

Project #: 769025

Project Name: Cal Trans

Client ID: MS/MSD

LAB ID: 7099-026MS  
 7099-026MSD

Matrix: Soil

Dilution:

Name	Conc. Spike Added	Sample Result	MS Result	MSD Result	Units	MS % Recovery	MSD % Recovery	% RPD Recovery
TPHdiesel	10	ND	12	12	mg/kg	120%	120%	0%
Surrogate % Recovery of Pentacosane =			80%	MS	78%	MSD		

ppb = parts per billion = ug/kg = micrograms per kilogram  
 ppm = parts per million = mg/kg = milligrams per kilogram  
 ND = Not Detected. Compound(s) may be present at concentrations below the detection limit.



R. L. James, Principal Chemist

Oct 23, 1996  
 Date Reported

SPARGER TECHNOLOGY ANALYTICAL LABORATORY, INC. IS CERTIFIED BY THE STATE OF CALIFORNIA  
 DEPARTMENT OF HEALTH SERVICES AS A HAZARDOUS WASTE TESTING LABORATORY  
 (Certification No. 1614)

8015MSS3.XLS

**EPA Method 8015  
Modified Matrix Spike (MS) &  
Matrix Spike Duplicate (MSD)  
TPHdiesel Analysis Report**

Attention: Mr. Mike Miller  
IT Corporation  
3634 Eknes St.  
Mather, CA 95655

Date Sampled: Oct 16, 1996  
Date Received: Oct 17, 1996  
Date Extracted: Oct 18, 1996  
Date Analyzed: Oct 18, 1996  
Invoice #: 7099

Project #: 769025

Project Name: Cal Trans

Client ID: MS/MSD

LAB ID: 7099-109MS  
7099-109MSD

Matrix: Soil

Dilution:

Name	Conc. Spike Added	Sample Result	MS Result	MSD Result	Units	MS % Recovery	MSD % Recovery	% RPD Recovery
TPHdiesel	10	ND	15	14	mg/kg	150%	140%	7%
Surrogate % Recovery of Pentacosane =			79%	MS	86%	MSD		

ppb = parts per billion = ug/kg = micrograms per kilogram  
ppm = parts per million = mg/kg = milligrams per kilogram  
ND = Not Detected. Compound(s) may be present at concentrations below the detection limit.



R. L. James, Principal Chemist

Oct 22, 1996  
Date Reported

SPARGER TECHNOLOGY ANALYTICAL LABORATORY, INC. IS CERTIFIED BY THE STATE OF CALIFORNIA  
DEPARTMENT OF HEALTH SERVICES AS A HAZARDOUS WASTE TESTING LABORATORY  
(Certification No. 1614)

8015MSS.XLS

**EPA Method 8015  
 Modified Matrix Spike (MS) &  
 Matrix Spike Duplicate (MSD)  
 TPHdiesel Analysis Report**

Attention: Mr. Mike Miller  
 IT Corporation  
 3634 Eknes St.  
 Mather, CA 95655

Date Sampled: Oct 15, 1996  
 Date Received: Oct 17, 1996  
 Date Extracted: Oct 19, 1996  
 Date Analyzed: Oct 19, 1996  
 Invoice #: 7099

Project #: 769025

Project Name: Cal Trans

Client ID: MS/MSD

LAB ID: 7099-218MS  
 7099-218MSD

Matrix: Soil

Dilution:

Name	Conc. Spike Added	Sample Result	MS Result	MSD Result	Units	MS % Recovery	MSD % Recovery	% RPD Recovery
TPHdiesel	10	ND	12	11	mg/kg	120%	110%	9%
Surrogate % Recovery of Pentacosane =			90%	MS	85%	MSD		

ppb = parts per billion = ug/kg = micrograms per kilogram  
 ppm = parts per million = mg/kg = milligrams per kilogram  
 ND = Not Detected. Compound(s) may be present at concentrations below the detection limit.



R. L. James, Principal Chemist

Oct 23, 1996  
 Date Reported

SPARGER TECHNOLOGY ANALYTICAL LABORATORY, INC. IS CERTIFIED BY THE STATE OF CALIFORNIA  
 DEPARTMENT OF HEALTH SERVICES AS A HAZARDOUS WASTE TESTING LABORATORY  
 (Certification No. 1614)

8015MSS2.XLS

**EPA Method 8015  
Modified Laboratory Control Spike (LCS) &  
Laboratory Control Spike Duplicate (LCSD)  
TPHdiesel Analysis Report**

Attention: Mr. Mike Miller  
IT Corporation  
3634 Eknes St.  
Mather, CA 95655

Date Sampled: Oct 16, 1996  
Date Received: Oct 17, 1996  
Date Extracted: Oct 19, 1996  
Date Analyzed: Oct 19, 1996  
Invoice #: 7099

Project #: 769025

Project Name: Cal Trans

Client ID: LCS/LCSD

LAB ID: 7099-LCS  
7099-LCSD

Matrix: Soil

Dilution:

Name	Conc. Spike Added	Sample Result	LCS Result	LCSD Result	Units	LCS % Recovery	LCSD % Recovery	% RPD Recovery
TPHdiesel	10	ND	12	11	mg/kg	120%	110%	9%
Surrogate % Recovery of Pentacosane =			72%	LCS	70%	LCSD		

ppm= parts per million = mg/kg, milligrams per kilogram  
ND = Not Detected. Compound(s) may be present at concentrations below the detection limit.



R. L. James, Principal Chemist

Oct 23, 1996

Date Reported

SPARGER TECHNOLOGY ANALYTICAL LABORATORY, INC. IS CERTIFIED BY THE STATE OF CALIFORNIA  
DEPARTMENT OF HEALTH SERVICES AS A HAZARDOUS WASTE TESTING LABORATORY  
(Certification No. 1614)

8015LCSS.XLS



**EPA Method 8015  
Modified Laboratory Control Spike (LCS) &  
Laboratory Control Spike Duplicate (LCSD)  
TPHdiesel Analysis Report**

Attention: Mr. Mike Miller  
IT Corporation  
3634 Eknes St.  
Mather, CA 95655

Date Sampled: Oct 16, 1996  
Date Received: Oct 17, 1996  
Date Extracted: Oct 21, 1996  
Date Analyzed: Oct 21, 1996  
Invoice #: 7099

Project #: 769025

Project Name: Cal Trans

Client ID: LCS/LCSD

LAB ID: 7099-LCS  
7099-LCSD

Matrix: Water

Dilution:

Name	Conc. Spike Added	Sample Result	LCS Result	LCSD Result	Units	LCS % Recovery	LCSD % Recovery	% RPD Recovery
TPHdiesel	200	ND	160	160	ug/l	80%	80%	0%
Surrogate % Recovery of Pentacosane =			91%	LCS	87%	LCSD		

ppb = parts per billion = ug/l = micrograms per liter  
ppm = parts per million = ug/ml = micrograms per milliliter  
ND = Not Detected. Compound(s) may be present at concentrations below the detection limit.



R. L. James, Principal Chemist

Oct 22, 1996

Date Reported

SPARGER TECHNOLOGY ANALYTICAL LABORATORY, INC. IS CERTIFIED BY THE STATE OF CALIFORNIA  
DEPARTMENT OF HEALTH SERVICES AS A HAZARDOUS WASTE TESTING LABORATORY  
(Certification No. 1614)

8015LCSW.XLS

**EPA Method 8015  
Modified Laboratory Control Spike (LCS) &  
Laboratory Control Spike Duplicate (LCSD)  
TPHdiesel Analysis Report**

Attention: Mr. Mike Miller  
IT Corporation  
3634 Eknes St.  
Mather, CA 95655

Date Sampled: Oct 16, 1996  
Date Received: Oct 17, 1996  
Date Extracted: Oct 18, 1996  
Date Analyzed: Oct 18, 1996  
Invoice #: 7099

Project #: 769025

Project Name: Cal Trans

Client ID: LCS/LCSD

LAB ID: 7099-LCS  
7099-LCSD

Matrix: Soil

Dilution:

Name	Conc. Spike Added	Sample Result	LCS Result	LCSD Result	Units	LCS % Recovery	LCSD % Recovery	% RPD Recovery
TPHdiesel	10	ND	11	11	mg/kg	110%	110%	0%
Surrogate % Recovery of Pentacosane =			75%	LCS	75%	LCSD		

ppm = parts per million = mg/kg, milligrams per kilogram

ND = Not Detected. Compound(s) may be present at concentrations below the detection limit.



R. L. James, Principal Chemist

Oct 23, 1996

Date Reported

SPARGER TECHNOLOGY ANALYTICAL LABORATORY, INC. IS CERTIFIED BY THE STATE OF CALIFORNIA

DEPARTMENT OF HEALTH SERVICES AS A HAZARDOUS WASTE TESTING LABORATORY

(Certification No. 1614)

8015LCS2.XLS

**EPA Method 8015  
Modified Laboratory Control Spike (LCS) &  
Laboratory Control Spike Duplicate (LCSD)  
TPHdiesel Analysis Report**

Attention: Mr. Mike Miller  
IT Corporation  
3634 Eknes St.  
Mather, CA 95655

Date Sampled: Oct 16, 1996  
Date Received: Oct 17, 1996  
Date Extracted: Oct 18, 1996  
Date Analyzed: Oct 18, 1996  
Invoice #: 7099

Project #: 769025

Project Name: Cal Trans

Client ID: LCS/LCSD

LAB ID: 7099-LCS  
7099-LCSD

Matrix: Soil

Dilution:

Name	Conc. Spike Added	Sample Result	LCS Result	LCSD Result	Units	LCS % Recovery	LCSD % Recovery	% RPD Recovery
TPHdiesel	10	ND	11	8.3	mg/kg	110%	83%	28%
Surrogate % Recovery of Pentacosane =			71%	LCS	75%	LCS	LCSD	

ppm= parts per million = mg/kg, milligrams per kilogram  
ND = Not Detected. Compound(s) may be present at concentrations below the detection limit.



R. L. James, Principal Chemist

Oct 23, 1996  
Date Reported

SPARGER TECHNOLOGY ANALYTICAL LABORATORY, INC. IS CERTIFIED BY THE STATE OF CALIFORNIA  
DEPARTMENT OF HEALTH SERVICES AS A HAZARDOUS WASTE TESTING LABORATORY  
(Certification No. 1614)

8015LCS3.XLS

## EPA Method 5520 F. Modified Analysis Report

Attention:	Mr. Mike Miller IT Corporation 3634 Eknes St. Mather, CA 95655	Date Sampled:	Oct 16, 1996
		Date Received:	Oct 17, 1996
		Date Extracted:	Oct 19, 1996
		Date Analyzed:	Oct 19, 1996
		Invoice #:	7099
Project #:	769025	Project Name:	Cal Trans
Matrix:	Soil	Dilution:	1: 1

Name	Client ID	LAB ID	Amount	Reporting Limit	Units
Oil & Grease	B1-10-6	7099-019A	80	50	mg/kg
Oil & Grease	B1-10-30	7099-022A	ND	50	mg/kg
Oil & Grease	B1-10-30 Dup.	7099-022DUP	ND	50	mg/kg
Oil & Grease	B1-10-78	7099-028A	ND	50	mg/kg
Oil & Grease	B1-11-6	7099-036A	ND	50	mg/kg
Oil & Grease	B1-11-30	7099-038A	60	50	mg/kg
Oil & Grease	B1-11-78	7099-043A	ND	50	mg/kg
Oil & Grease	B1-8-78	7099-051A	60	50	mg/kg
Oil & Grease	B1-9-6	7099-058A	80	50	mg/kg
Oil & Grease	B1-9-30	7099-060A	ND	50	mg/kg

ppb = parts per billion = ug/kg = microgram per kilogram  
 ppm = parts per million = ug/g = microgram per gram  
 ppm = parts per million = mg/kg = milligram per kilogram  
 ND = Not Detected. Compound(s) may be present at concentrations below the detection limit.

*R. L. James*

R. L. James, Principal Chemist

Oct 21, 1996  
Date Reported

SPARGER TECHNOLOGY ANALYTICAL LABORATORY, INC. IS CERTIFIED BY THE STATE OF CALIFORNIA  
 DEPARTMENT OF HEALTH SERVICES AS A HAZARDOUS WASTE TESTING LABORATORY  
 (Certification No. 1614)

5520019.XLS

## EPA Method 5520 F. Modified Analysis Report

Attention:	Mr. Mike Miller IT Corporation 3634 Eknes St. Mather, CA 95655	Date Sampled:	Oct 16, 1996
		Date Received:	Oct 17, 1996
		Date Extracted:	Oct 19, 1996
		Date Analyzed:	Oct 19, 1996
		Invoice #:	7099
Project #:	769025	Project Name:	Cal Trans
Matrix:	Soil	Dilution:	1: 1

Name	Client ID	LAB ID	Amount	Reporting Limit	Units
Oil & Grease	B1-9-78	7099-064A	ND	50	mg/kg
Oil & Grease	B1-7-6	7099-076A	60	50	mg/kg
Oil & Grease	B1-7-30	7099-078A	ND	50	mg/kg
Oil & Grease	B1-7-30 Dup.	7099-078DUP	ND	50	mg/kg
Oil & Grease	B1-7-78	7099-083A	ND	50	mg/kg
Oil & Grease	B1-8-6	7099-090A	ND	50	mg/kg
Oil & Grease	B1-8-30	7099-092A	ND	50	mg/kg
Oil & Grease	B1-5-6	7099-098A	60	50	mg/kg
Oil & Grease	B1-5-30	7099-100A	ND	50	mg/kg

ppb = parts per billion = ug/kg = microgram per kilogram  
 ppm = parts per million = ug/g = microgram per gram  
 ppm = parts per million = mg/kg = milligram per kilogram  
 ND = Not Detected. Compound(s) may be present at concentrations below the detection limit.



R. L. James, Principal Chemist

Oct 21, 1996  
Date Reported

SPARGER TECHNOLOGY ANALYTICAL LABORATORY, INC. IS CERTIFIED BY THE STATE OF CALIFORNIA  
 DEPARTMENT OF HEALTH SERVICES AS A HAZARDOUS WASTE TESTING LABORATORY  
 (Certification No. 1514)

5520060.XLS

## EPA Method 5520 F. Modified Analysis Report

Attention:	Mr. Mike Miller IT Corporation 3634 Eknes St. Mather, CA 95655	Date Sampled:	Oct 16, 1996
		Date Received:	Oct 17, 1996
		Date Extracted:	Oct 19, 1996
		Date Analyzed:	Oct 19, 1996
		Invoice #:	7099
Project #:	769025	Project Name:	Cal Trans
Matrix:	Soil	Dilution:	1: 1

Name	Client ID	LAB ID	Amount	Reporting Limit	Units
Oil & Grease	B1-5-78	7099-104A	60	50	mg/kg
Oil & Grease	B1-6-6	7099-111A	ND	50	mg/kg
Oil & Grease	B1-6-30	7099-114A	ND	50	mg/kg
Oil & Grease	B1-6-78	7099-119A	80	50	mg/kg
Oil & Grease	B1-3-6	7099-124A	ND	50	mg/kg
Oil & Grease	B1-3-6 Dup.	7099-124DUP	ND	50	mg/kg
Oil & Grease	B1-3-30	7099-127A	ND	50	mg/kg
Oil & Grease	B1-3-78	7099-132A	60	50	mg/kg

ppb = parts per billion = ug/kg = microgram per kilogram  
 ppm = parts per million = ug/g = microgram per gram  
 ppm = parts per million = mg/kg = milligram per kilogram  
 ND = Not Detected. Compound(s) may be present at concentrations below the detection limit.



R. L. James, Principal Chemist

Oct 21, 1996  
Date Reported

SPARGER TECHNOLOGY ANALYTICAL LABORATORY, INC. IS CERTIFIED BY THE STATE OF CALIFORNIA  
 DEPARTMENT OF HEALTH SERVICES AS A HAZARDOUS WASTE TESTING LABORATORY  
 (Certification No. 1614)

5520104.XLS

## EPA Method 5520 F. Modified Analysis Report

Attention:	Mr. Mike Miller IT Corporation 3634 Eknes St. Mather, CA 95655	Date Sampled:	Oct 16, 1996
		Date Received:	Oct 17, 1996
		Date Extracted:	Oct 20, 1996
		Date Analyzed:	Oct 20, 1996
		Invoice #:	7099
Project #:	769025	Project Name:	Cal Trans
Matrix:	Soil	Dilution:	1: 1

Name	Client ID	LAB ID	Amount	Reporting Limit	Units
Oil & Grease	B1-4-6	7099-141A	ND	50	mg/kg
Oil & Grease	B1-4-30	7099-144A	ND	50	mg/kg
Oil & Grease	B1-4-78	7099-149A	ND	50	mg/kg
Oil & Grease	B1-1-6	7099-154A	80	50	mg/kg
Oil & Grease	B1-1-30	7099-156A	ND	50	mg/kg
Oil & Grease	B1-1-78	7099-161A	ND	50	mg/kg
Oil & Grease	B1-2-6	7099-168A	ND	50	mg/kg
Oil & Grease	B1-2-30	7099-170A	ND	50	mg/kg
Oil & Grease	B1-2-78	7099-174A	60	50	mg/kg

ppb = parts per billion = ug/kg = microgram per kilogram  
 ppm = parts per million = ug/g = microgram per gram  
 ppm = parts per million = mg/kg = milligram per kilogram  
 ND = Not Detected. Compound(s) may be present at concentrations below the detection limit.



R. L. James, Principal Chemist

Oct 21, 1996  
Date Reported

SPARGER TECHNOLOGY ANALYTICAL LABORATORY, INC. IS CERTIFIED BY THE STATE OF CALIFORNIA  
 DEPARTMENT OF HEALTH SERVICES AS A HAZARDOUS WASTE TESTING LABORATORY  
 (Certification No. 1614)

5520141.XLS

## EPA Method 5520 F. Modified Analysis Report

Attention:	Mr. Mike Miller IT Corporation 3634 Eknes St. Mather, CA 95655	Date Sampled:	Oct 15, 1996
		Date Received:	Oct 17, 1996
		Date Extracted:	Oct 20, 1996
		Date Analyzed:	Oct 20, 1996
		Invoice #:	7099
Project #:	769025	Project Name:	Cal Trans
Matrix:	Soil	Dilution:	1: 1

Name	Client ID	LAB ID	Amount	Reporting Limit	Units
Oil & Grease	B2-1-6	7099-179A	80	50	mg/kg
Oil & Grease	B2-1-6 Dup.	7099-179DUP	60	50	mg/kg
Oil & Grease	B2-1-30	7099-181A	ND	50	mg/kg
Oil & Grease	B2-2-6	7099-184A	ND	50	mg/kg
Oil & Grease	B2-2-30	7099-186A	ND	50	mg/kg
Oil & Grease	B2-2-78	7099-190A	ND	50	mg/kg
Oil & Grease	B2-3-6	7099-196A	ND	50	mg/kg
Oil & Grease	B2-3-30	7099-198A	60	50	mg/kg
Oil & Grease	B2-3-78	7099-202A	ND	50	mg/kg
Oil & Grease	B2-4-6	7099-209A	280	50	mg/kg

ppb = parts per billion = ug/kg = microgram per kilogram  
 ppm = parts per million = ug/g = microgram per gram  
 ppm = parts per million = mg/kg = milligram per kilogram  
 ND = Not Detected. Compound(s) may be present at concentrations below the detection limit.

*R. L. James*

R. L. James, Principal Chemist

Oct 21, 1996  
Date Reported

SPARGER TECHNOLOGY ANALYTICAL LABORATORY, INC. IS CERTIFIED BY THE STATE OF CALIFORNIA  
 DEPARTMENT OF HEALTH SERVICES AS A HAZARDOUS WASTE TESTING LABORATORY  
 (Certification No. 1614)

5520179.XLS



**EPA Method 5520 F.  
Modified Analysis Report**

Attention:	Mr. Mike Miller IT Corporation 3634 Eknes St. Mather, CA 95655	Date Sampled:	Oct 15, 1996
		Date Received:	Oct 17, 1996
		Date Extracted:	Oct 20, 1996
		Date Analyzed:	Oct 20, 1996
		Invoice #:	7099
Project #:	769025	Project Name:	Cal Trans
Matrix:	Soil	Dilution:	1: 1

Name	Client ID	LAB ID	Amount	Reporting Limit	Units
Oil & Grease	B2-4-6 Dup.	7099-209DUP	260	50	mg/kg
Oil & Grease	B2-4-30	7099-211A	ND	50	mg/kg
Oil & Grease	B2-4-78	7099-215A	ND	50	mg/kg
Oil & Grease	B2-5-6	7099-219A	ND	50	mg/kg
Oil & Grease	B2-5-30	7099-221A	ND	50	mg/kg
Oil & Grease	B2-5-78	7099-226A	180	50	mg/kg
Oil & Grease	B2-6-6	7099-232A	200	50	mg/kg
Oil & Grease	B2-6-6 Dup.	7099-232DUP	200	50	mg/kg
Oil & Grease	B2-6-30	7099-234A	120	50	mg/kg
Oil & Grease	B2-6-78	7099-238A	80	50	mg/kg

ppb = parts per billion = ug/kg = microgram per kilogram  
 ppm = parts per million = ug/g = microgram per gram  
 ppm = parts per million = mg/kg = milligram per kilogram  
 ND = Not Detected. Compound(s) may be present at concentrations below the detection limit.

  
 R. L. James, Principal Chemist

Oct 21, 1996  
 Date Reported

SPARGER TECHNOLOGY ANALYTICAL LABORATORY, INC. IS CERTIFIED BY THE STATE OF CALIFORNIA  
 DEPARTMENT OF HEALTH SERVICES AS A HAZARDOUS WASTE TESTING LABORATORY  
 (Certification No. 1614)

5520209D.XLS

## EPA Method 5520 F. Modified Analysis Report

Attention:	Mr. Mike Miller IT Corporation 3634 Eknes St. Mather, CA 95655	Date Sampled:	Oct 15, 1996
		Date Received:	Oct 17, 1996
		Date Extracted:	Oct 20, 1996
		Date Analyzed:	Oct 20, 1996
		Invoice #:	7099
Project #:	769025	Project Name:	Cal Trans
Matrix:	Soil	Dilution:	1: 1

Name	Client ID	LAB ID	Amount	Reporting Limit	Units
Oil & Grease	B2-7-6	7099-245A	120	50	mg/kg
Oil & Grease	B2-7-30	7099-247A	60	50	mg/kg
Oil & Grease	B2-7-78	7099-251A	100	50	mg/kg
Oil & Grease	B2-8-12	7099-257A	480	50	mg/kg
Oil & Grease	B2-8-12 Dup.	7099-257DUP	480	50	mg/kg
Oil & Grease	B2-8-78	7099-262A	60	50	mg/kg
Oil & Grease	B2-9-6	7099-269A	140	50	mg/kg
Oil & Grease	B2-9-30	7099-271A	ND	50	mg/kg
Oil & Grease	B2-9-78	7099-276A	160	50	mg/kg

ppb = parts per billion = ug/kg = microgram per kilogram  
 ppm = parts per million = ug/g = microgram per gram  
 ppm = parts per million = mg/kg = milligram per kilogram  
 ND = Not Detected. Compound(s) may be present at concentrations below the detection limit.



R. L. James, Principal Chemist

Oct 21, 1996  
Date Reported

SPARGER TECHNOLOGY ANALYTICAL LABORATORY, INC. IS CERTIFIED BY THE STATE OF CALIFORNIA  
 DEPARTMENT OF HEALTH SERVICES AS A HAZARDOUS WASTE TESTING LABORATORY  
 (Certification No. 1614)

5520245.XLS

## EPA Method 5520 F. Modified Analysis Report

Attention:	Mr. Mike Miller IT Corporation 3634 Eknes St. Mather, CA 95655	Date Sampled:	Oct 16, 1996
		Date Received:	Oct 17, 1996
		Date Extracted:	Oct 19, 1996
		Date Analyzed:	Oct 19, 1996
		Invoice #:	7099
Project #:	769025	Project Name:	Cal Trans
Matrix:	Soil	Dilution: 1:	1

Name	Client ID	LAB ID	Amount	Reporting Limit	Units
Oil & Grease	Method Blank	7099-MB1	ND	50	mg/kg
Oil & Grease	Method Blank	7099-MB2	ND	50	mg/kg
Oil & Grease	Method Blank	7099-MB3	ND	50	mg/kg

ppb = parts per billion = ug/kg = microgram per kilogram  
 ppm = parts per million = ug/g = microgram per gram  
 ppm = parts per million = mg/kg = milligram per kilogram  
 ND = Not Detected. Compound(s) may be present at concentrations below the detection limit.



R. L. James, Principal Chemist

Oct 21, 1996  
Date Reported

SPARGER TECHNOLOGY ANALYTICAL LABORATORY, INC. IS CERTIFIED BY THE STATE OF CALIFORNIA  
 DEPARTMENT OF HEALTH SERVICES AS A HAZARDOUS WASTE TESTING LABORATORY  
 (Certification No. 1614)

5520MBS.XLS

## EPA Method 5520 F. Modified Analysis Report

Attention:	Mr. Mike Miller IT Corporation 3634 Eknes St. Mather, CA 95655	Date Sampled:	Oct 16, 1996
		Date Received:	Oct 17, 1996
		Date Extracted:	Oct 20, 1996
		Date Analyzed:	Oct 20, 1996
		Invoice #:	7099
Project #:	769025	Project Name:	Cal Trans
Matrix:	Soil	Dilution:	1: 1

Name	Client ID	LAB ID	Amount	Reporting Limit	Units
Oil & Grease	Method Blank	7099-MB4	ND	50	mg/kg
Oil & Grease	Method Blank	7099-MB5	ND	50	mg/kg

ppb = parts per billion = ug/kg = microgram per kilogram  
 ppm = parts per million = ug/g = microgram per gram  
 ppm = parts per million = mg/kg = milligram per kilogram  
 ND = Not Detected. Compound(s) may be present at concentrations below the detection limit.



R. L. James, Principal Chemist

Oct 21, 1996  
Date Reported

SPARGER TECHNOLOGY ANALYTICAL LABORATORY, INC. IS CERTIFIED BY THE STATE OF CALIFORNIA  
 DEPARTMENT OF HEALTH SERVICES AS A HAZARDOUS WASTE TESTING LABORATORY  
 (Certification No. 1614)

5520MBS2.XLS

**EPA Method 5520 F  
Modified Laboratory Control Spike (LCS) &  
Laboratory Control Spike Duplicate (LCSD)**

Attention: Mr. Mike Miller  
IT Corporation  
3634 Eknes St.  
Mather, CA 95655

Date Sampled: Oct 16, 1996  
Date Received: Oct 17, 1996  
Date Extracted: Oct 19, 1996  
Date Analyzed: Oct 19, 1996  
Invoice #: 7099

Project #: 769025

Project Name: Cal Trans

Client ID: LCS/LCSD

LAB ID: 7099-LCS-1  
7099-LCSD-1

Matrix: Soil

Dilution:

Name	Conc. Spike Added	Sample Result	LCS Result	LCSD Result	Units	LCS % Recovery	LCSD % Recovery	% RPD Recovery
Oil & Grease	50	ND	40	40	mg/kg	80%	80%	0%

ppb = parts per billion = ug/kg = micrograms per kilogram  
ppm = parts per million = mg/kg = milligrams per kilogram  
ND = Not Detected. Compound(s) may be present at concentrations below the detection limit.

*R. L. James*

R. L. James, Principal Chemist

Oct 21, 1996  
Date Reported

SPARGER TECHNOLOGY ANALYTICAL LABORATORY, INC. IS CERTIFIED BY THE STATE OF CALIFORNIA  
DEPARTMENT OF HEALTH SERVICES AS A HAZARDOUS WASTE TESTING LABORATORY  
(Certification No. 1614)

5520LCSS.XLS

**EPA Method 5520 F  
Modified Laboratory Control Spike (LCS) &  
Laboratory Control Spike Duplicate (LCSD)**

Attention: Mr. Mike Miller  
IT Corporation  
3634 Eknes St.  
Mather, CA 95655

Date Sampled: Oct 16, 1996  
Date Received: Oct 17, 1996  
Date Extracted: Oct 19, 1996  
Date Analyzed: Oct 19, 1996  
Invoice #: 7099

Project #: 769025

Project Name: Cal Trans

Client ID: LCS/LCSD

LAB ID: 7099-LCS-2  
7099-LCSD-2

Matrix: Soil

Dilution:

Name	Conc. Spike Added	Sample Result	LCS Result	LCSD Result	Units	LCS % Recovery	LCSD % Recovery	% RPD Recovery
Oil & Grease	50	ND	40	40	mg/kg	80%	80%	0%

ppb = parts per billion = ug/kg = micrograms per kilogram  
ppm = parts per million = mg/kg = milligrams per kilogram  
ND = Not Detected. Compound(s) may be present at concentrations below the detection limit.



R. L. James, Principal Chemist

Oct 21, 1996

Date Reported

SPARGER TECHNOLOGY ANALYTICAL LABORATORY, INC. IS CERTIFIED BY THE STATE OF CALIFORNIA  
DEPARTMENT OF HEALTH SERVICES AS A HAZARDOUS WASTE TESTING LABORATORY  
(Certification No. 1614)

5520LCS2.XLS

**EPA Method 5520 F  
Modified Laboratory Control Spike (LCS) &  
Laboratory Control Spike Duplicate (LCSD)**

Attention: Mr. Mike Miller  
IT Corporation  
3634 Eknes St.  
Mather, CA 95655

Date Sampled: Oct 16, 1996  
Date Received: Oct 17, 1996  
Date Extracted: Oct 19, 1996  
Date Analyzed: Oct 19, 1996  
Invoice #: 7099

Project #: 769025

Project Name: Cal Trans

Client ID: LCS/LCSD

LAB ID: 7099-LCS-3  
7099-LCSD-3

Matrix: Soil

Dilution:

Name	Conc. Spike Added	Sample Result	LCS Result	LCSD Result	Units	LCS % Recovery	LCSD % Recovery	% RPD Recovery
Oil & Grease	50	ND	60	60	mg/kg	120%	120%	0%

ppb = parts per billion = ug/kg = micrograms per kilogram  
ppm = parts per million = mg/kg = milligrams per kilogram  
ND = Not Detected. Compound(s) may be present at concentrations below the detection limit.



R. L. James, Principal Chemist

Oct 21, 1996

Date Reported

SPARGER TECHNOLOGY ANALYTICAL LABORATORY, INC. IS CERTIFIED BY THE STATE OF CALIFORNIA  
DEPARTMENT OF HEALTH SERVICES AS A HAZARDOUS WASTE TESTING LABORATORY  
(Certification No. 1614)

5520LCS3.XLS

**EPA Method 5520 F  
Modified Laboratory Control Spike (LCS) &  
Laboratory Control Spike Duplicate (LCSD)**

Attention: Mr. Mike Miller  
IT Corporation  
3634 Eknes St.  
Mather, CA 95655

Date Sampled: Oct 16, 1996  
Date Received: Oct 17, 1996  
Date Extracted: Oct 20, 1996  
Date Analyzed: Oct 20, 1996  
Invoice #: 7099

Project #: 769025

Project Name: Cal Trans

Client ID: LCS/LCSD

LAB ID: 7099-LCS-4  
7099-LCSD-4

Matrix: Soil

Dilution:

Name	Conc. Spike Added	Sample Result	LCS Result	LCSD Result	Units	LCS % Recovery	LCSD % Recovery	% RPD Recovery
Oil & Grease	50	ND	40	40	mg/kg	80%	80%	0%

ppb = parts per billion = ug/kg = micrograms per kilogram  
ppm = parts per million = mg/kg = milligrams per kilogram  
ND = Not Detected. Compound(s) may be present at concentrations below the detection limit.



R. L. James, Principal Chemist

Oct 21, 1996

Date Reported

SPARGER TECHNOLOGY ANALYTICAL LABORATORY, INC. IS CERTIFIED BY THE STATE OF CALIFORNIA  
DEPARTMENT OF HEALTH SERVICES AS A HAZARDOUS WASTE TESTING LABORATORY  
(Certification No. 1614)

5520LCS4.XLS



**EPA Method 5520 F  
Modified Laboratory Control Spike (LCS) &  
Laboratory Control Spike Duplicate (LCSD)**

Attention: Mr. Mike Miller  
IT Corporation  
3634 Eknes St.  
Mather, CA 95655

Date Sampled: Oct 16, 1996  
Date Received: Oct 17, 1996  
Date Extracted: Oct 20, 1996  
Date Analyzed: Oct 20, 1996  
Invoice #: 7099

Project #: 769025

Project Name: Cal Trans

Client ID: LCS/LCSD

LAB ID: 7099-LCS-5  
7099-LCSD-5

Matrix: Soil

Dilution:

Name	Conc. Spike Added	Sample Result	LCS Result	LCSD Result	Units	LCS % Recovery	LCSD % Recovery	% RPD Recovery
Oil & Grease	50	ND	60	60	mg/kg	120%	120%	0%

ppb = parts per billion = ug/kg = micrograms per kilogram  
ppm = parts per million = mg/kg = milligrams per kilogram  
ND = Not Detected. Compound(s) may be present at concentrations below the detection limit.



R. L. James, Principal Chemist

Oct 21, 1996

Date Reported

SPARGER TECHNOLOGY ANALYTICAL LABORATORY, INC. IS CERTIFIED BY THE STATE OF CALIFORNIA  
DEPARTMENT OF HEALTH SERVICES AS A HAZARDOUS WASTE TESTING LABORATORY  
(Certification No. 1614)

5520LCS5.XLS

**EPA Method 5520 F.  
Modified Matrix Spike (MS) &  
Matrix Spike Duplicate (MSD)**

Attention: Mr. Mike Miller  
IT Corporation  
3634 Eknes St.  
Mather, CA 95655

Date Sampled: Oct 16, 1996  
Date Received: Oct 17, 1996  
Date Extracted: Oct 20, 1996  
Date Analyzed: Oct 20, 1996  
Invoice #: 7099

Project #: 769025

Project Name: Cal Trans

Client ID: MS/MSD

LAB ID: 7099-019MS  
7099-019MSD

Matrix: Soil

Dilution:

Name	Conc. Spike Added	Sample Result	MS Result	MSD Result	Units	MS % Recovery	MSD % Recovery	% RPD Recovery
Oil & Grease	50	80	140	140	mg/kg	120%	120%	0%

ppb = parts per billion = ug/kg = micrograms per kilogram  
ppm = parts per million = mg/kg = milligrams per kilogram  
ND = Not Detected. Compound(s) may be present at concentrations below the detection limit.

*R. L. James*

R. L. James, Principal Chemist

Oct 21, 1996  
Date Reported

SPARGER TECHNOLOGY ANALYTICAL LABORATORY, INC. IS CERTIFIED BY THE STATE OF CALIFORNIA  
DEPARTMENT OF HEALTH SERVICES AS A HAZARDOUS WASTE TESTING LABORATORY  
(Certification No. 1614)

5520MSS.XLS

**EPA Method 5520 F.  
Modified Matrix Spike (MS) &  
Matrix Spike Duplicate (MSD)**

Attention: Mr. Mike Miller  
IT Corporation  
3634 Eknes St.  
Mather, CA 95655

Date Sampled: Oct 16, 1996  
Date Received: Oct 17, 1996  
Date Extracted: Oct 19, 1996  
Date Analyzed: Oct 19, 1996  
Invoice #: 7099

Project #: 769025

Project Name: Cal Trans

Client ID: MS/MSD

LAB ID: 7099-119MS  
7099-119MSD

Matrix: Soil

Dilution:

Name	Conc. Spike Added	Sample Result	MS Result	MSD Result	Units	MS % Recovery	MSD % Recovery	% RPD Recovery
Oil & Grease	50	80	120	120	mg/kg	80%	80%	0%

ppb = parts per billion = ug/kg = micrograms per kilogram  
ppm = parts per million = mg/kg = milligrams per kilogram  
ND = Not Detected. Compound(s) may be present at concentrations below the detection limit.

  
R. L. James, Principal Chemist

Oct 21, 1996  
Date Reported

SPARGER TECHNOLOGY ANALYTICAL LABORATORY, INC. IS CERTIFIED BY THE STATE OF CALIFORNIA  
DEPARTMENT OF HEALTH SERVICES AS A HAZARDOUS WASTE TESTING LABORATORY  
(Certification No. 1614)

5520MSS2.XLS

**EPA Method 5520 F.  
Modified Matrix Spike (MS) &  
Matrix Spike Duplicate (MSD)**

Attention: Mr. Mike Miller  
IT Corporation  
3634 Eknes St.  
Mather, CA 95655

Date Sampled: Oct 15, 1996  
Date Received: Oct 17, 1996  
Date Extracted: Oct 20, 1996  
Date Analyzed: Oct 20, 1996  
Invoice #: 7099

Project #: 769025

Project Name: Cal Trans

Client ID: MS/MSD

LAB ID: 7099-202MS  
7099-202MSD

Matrix: Soil

Dilution:

Name	Conc. Spike Added	Sample Result	MS Result	MSD Result	Units	MS % Recovery	MSD % Recovery	% RPD Recovery
Oil & Grease	50	40	80	80	mg/kg	80%	80%	0%

ppb = parts per billion = ug/kg = micrograms per kilogram  
ppm = parts per million = mg/kg = milligrams per kilogram  
ND = Not Detected. Compound(s) may be present at concentrations below the detection limit.



R. L. James, Principal Chemist

Oct 21, 1996  
Date Reported

SPARGER TECHNOLOGY ANALYTICAL LABORATORY, INC. IS CERTIFIED BY THE STATE OF CALIFORNIA  
DEPARTMENT OF HEALTH SERVICES AS A HAZARDOUS WASTE TESTING LABORATORY  
(Certification No. 1614)

5520MSS3.XLS

**EPA Method 5520 F.  
Modified Matrix Spike (MS) &  
Matrix Spike Duplicate (MSD)**

Attention: Mr. Mike Miller  
IT Corporation  
3634 Eknes St.  
Mather, CA 95655

Date Sampled: Oct 15, 1996  
Date Received: Oct 17, 1996  
Date Extracted: Oct 20, 1996  
Date Analyzed: Oct 20, 1996  
Invoice #: 7099

Project #: 769025

Project Name: Cal Trans

Client ID: MS/MSD

LAB ID: 7099-209MS  
7099-209MSD

Matrix: Soil

Dilution:

Name	Conc. Spike Added	Sample Result	MS Result	MSD Result	Units	MS % Recovery	MSD % Recovery	% RPD Recovery
Oil & Grease	50	280	300	300	mg/kg	40%	40%	0%

ppb = parts per billion = ug/kg = micrograms per kilogram

ppm = parts per million = mg/kg = milligrams per kilogram

ND = Not Detected. Compound(s) may be present at concentrations below the detection limit.



R. L. James, Principal Chemist

Oct 21, 1996

Date Reported

SPARGER TECHNOLOGY ANALYTICAL LABORATORY, INC. IS CERTIFIED BY THE STATE OF CALIFORNIA

DEPARTMENT OF HEALTH SERVICES AS A HAZARDOUS WASTE TESTING LABORATORY

(Certification No. 1614)

5520MSS5.XLS

**EPA Method 5520 F.  
Modified Matrix Spike (MS) &  
Matrix Spike Duplicate (MSD)**

Attention: Mr. Mike Miller  
IT Corporation  
3634 Eknes St.  
Mather, CA 95655

Date Sampled: Oct 15, 1996  
Date Received: Oct 17, 1996  
Date Extracted: Oct 20, 1996  
Date Analyzed: Oct 20, 1996  
Invoice #: 7099

Project #: 769025

Project Name: Cal Trans

Client ID: MS/MSD

LAB ID: 7099-247MS  
7099-247MSD

Matrix: Soil

Dilution:

Name	Conc. Spike Added	Sample Result	MS Result	MSD Result	Units	MS % Recovery	MSD % Recovery	% RPD Recovery
Oil & Grease	50	60	100	100	mg/kg	80%	80%	0%

ppb = parts per billion = ug/kg = micrograms per kilogram  
ppm = parts per million = mg/kg = milligrams per kilogram  
ND = Not Detected. Compound(s) may be present at concentrations below the detection limit.



R. L. James, Principal Chemist

Oct 21, 1996  
Date Reported

SPARGER TECHNOLOGY ANALYTICAL LABORATORY, INC. IS CERTIFIED BY THE STATE OF CALIFORNIA  
DEPARTMENT OF HEALTH SERVICES AS A HAZARDOUS WASTE TESTING LABORATORY  
(Certification No. 1614)

5520MSS4.XLS

**EPA Method 8010  
Halogenated Volatile Organics Analysis Report**

Attention: Mr. Mike Miller  
IT Corporation  
3634 Eknes St.  
Mather, CA 95655

Date Sampled: Oct 16, 1996  
Date Received: Oct 17, 1996  
Date Extracted: Oct 24, 1996  
Date Analyzed: Oct 24, 1996  
Invoice #: 7099

Project #: 769025

Project Name: Cal Trans

Client ID: B1-4-GW

LAB ID: 7099-003A

Matrix: Water

Dilution: 1 : 1

Name	Amount	Reporting Limit	Units
1. Bromodichloromethane	ND	0.5	ug/l
2. Bromoform	ND	0.5	ug/l
3. Bromomethane	ND	0.5	ug/l
4. Carbon tetrachloride	ND	0.5	ug/l
5. Chlorobenzene	ND	0.5	ug/l
6. Chloroethane	ND	0.5	ug/l
7. Chloroform	ND	0.5	ug/l
8. Chloromethane	ND	0.5	ug/l
9. Dibromochloromethane	ND	0.5	ug/l
10. 1,2-Dichlorobenzene	ND	0.5	ug/l
11. 1,3-Dichlorobenzene	ND	0.5	ug/l
12. 1,4-Dichlorobenzene	ND	0.5	ug/l
13. Dichlorodifluoromethane	ND	0.5	ug/l
14. 1,1-Dichloroethane	ND	0.5	ug/l
15. 1,2-Dichloroethane	ND	0.5	ug/l
16. 1,1-Dichloroethylene	ND	0.5	ug/l
17. Cis 1,2-Dichloroethylene	ND	0.5	ug/l
18. Trans-1,2-Dichloroethylene	ND	0.5	ug/l
19. Dichloromethane	ND	0.5	ug/l

ppb = parts per billion = ug/l = micrograms per liter

ppm = parts per million = ug/ml = micrograms per milliliter

ND = Not Detected. Compound(s) may be present at concentrations below the reporting limit.

## EPA Method 8010 Halogenated Volatile Organics Analysis Report

Attention: Mr. Mike Miller  
IT Corporation  
3634 Eknes St.  
Mather, CA 95655

Date Sampled: Oct 16, 1996  
Date Received: Oct 17, 1996  
Date Extracted: Oct 24, 1996  
Date Analyzed: Oct 24, 1996  
Invoice #: 7099

Project #: 769025

Project Name: Cal Trans

Client ID: B1-4-GW

LAB ID: 7099-003A

Matrix: Water

Dilution: 1 : 1

Name	Amount	Reporting Limit	Units
20. 1,2-Dichloropropane	ND	0.5	ug/l
21. Cis-1,3 Dichloropropylene	ND	0.5	ug/l
22. Trans-1,3-Dichloropropylene	ND	0.5	ug/l
23. 1,1,2,2-Tetrachloroethane	ND	0.5	ug/l
24. Tetrachloroethylene	ND	0.5	ug/l
25. 1,1,1-Trichloroethane	ND	0.5	ug/l
26. 1,1,2-Trichloroethane	ND	0.5	ug/l
27. Trichloroethylene	ND	0.5	ug/l
28. Trichlorofluoromethane	ND	0.5	ug/l
29. Vinyl Chloride	ND	0.5	ug/l

Surrogate % Recovery 2-Bromo-1-chloropropane = 93%

Surrogate % Recovery 1,4-Dichlorobutane = 87%

ppb = parts per billion = ug/l = micrograms per liter

ppm = parts per million = ug/ml = micrograms per milliliter

ND = Not Detected. Compound(s) may be present at concentrations below the reporting limit.



R. L. James, Principal Chemist

Nov 1, 1996

Date Reported

SPARGER TECHNOLOGY ANALYTICAL LABORATORY, INC. IS CERTIFIED BY THE STATE OF CALIFORNIA

DEPARTMENT OF HEALTH SERVICES AS A HAZARDOUS WASTE TESTING LABORATORY

(Certification No. 1614)

8010003.XLS



**EPA Method 8010  
Halogenated Volatile Organics Analysis Report**

Attention: Mr. Mike Miller  
IT Corporation  
3634 Eknes St.  
Mather, CA 95655

Date Sampled: Oct 16, 1996  
Date Received: Oct 17, 1996  
Date Extracted: Oct 24, 1996  
Date Analyzed: Oct 24, 1996  
Invoice #: 7099

Project #: 769025

Project Name: Cal Trans

Client ID: B1-6-GW

LAB ID: 7099-007A

Matrix: Water

Dilution: 1 : 1

Name	Amount	Reporting Limit	Units
1. Bromodichloromethane	ND	0.5	ug/l
2. Bromoform	ND	0.5	ug/l
3. Bromomethane	ND	0.5	ug/l
4. Carbon tetrachloride	ND	0.5	ug/l
5. Chlorobenzene	ND	0.5	ug/l
6. Chloroethane	ND	0.5	ug/l
7. Chloroform	ND	0.5	ug/l
8. Chloromethane	ND	0.5	ug/l
9. Dibromochloromethane	ND	0.5	ug/l
10. 1,2-Dichlorobenzene	ND	0.5	ug/l
11. 1,3-Dichlorobenzene	ND	0.5	ug/l
12. 1,4-Dichlorobenzene	ND	0.5	ug/l
13. Dichlorodifluoromethane	ND	0.5	ug/l
14. 1,1-Dichloroethane	ND	0.5	ug/l
15. 1,2-Dichloroethane	ND	0.5	ug/l
16. 1,1-Dichloroethylene	ND	0.5	ug/l
17. Cis 1,2-Dichloroethylene	ND	0.5	ug/l
18. Trans-1,2-Dichloroethylene	ND	0.5	ug/l
19. Dichloromethane	ND	0.5	ug/l

ppb = parts per billion = ug/l = micrograms per liter

ppm = parts per million = ug/ml = micrograms per milliliter

ND = Not Detected. Compound(s) may be present at concentrations below the reporting limit.

**EPA Method 8010**  
**Halogenated Volatile Organics Analysis Report**

Attention:	Mr. Mike Miller IT Corporation 3634 Eknes St. Mather, CA 95655	Date Sampled:	Oct 16, 1996
		Date Received:	Oct 17, 1996
		Date Extracted:	Oct 24, 1996
		Date Analyzed:	Oct 24, 1996
		Invoice #:	7099
Project #:	769025	Project Name:	Cal Trans
Client ID:	B1-6-GW	LAB ID:	7099-007A
Matrix:	Water	Dilution:	1 : 1

Name	Amount	Reporting Limit	Units
20. 1,2-Dichloropropane	ND	0.5	ug/l
21. Cis-1,3 Dichloropropylene	ND	0.5	ug/l
22. Trans-1,3-Dichloropropylene	ND	0.5	ug/l
23. 1,1,2,2-Tetrachloroethane	ND	0.5	ug/l
24. Tetrachloroethylene	ND	0.5	ug/l
25. 1,1,1-Trichloroethane	ND	0.5	ug/l
26. 1,1,2-Trichloroethane	ND	0.5	ug/l
27. Trichloroethylene	ND	0.5	ug/l
28. Trichlorofluoromethane	ND	0.5	ug/l
29. Vinyl Chloride	ND	0.5	ug/l

Surrogate % Recovery 2-Bromo-1-chloropropane = 108%  
 Surrogate % Recovery 1,4-Dichlorobutane = 83%

ppb = parts per billion = ug/l = micrograms per liter  
 ppm = parts per million = ug/ml = micrograms per milliliter  
 ND = Not Detected. Compound(s) may be present at concentrations below the reporting limit.

*R. L. James*

R. L. James, Principal Chemist

Nov 1, 1996

Date Reported

SPARGER TECHNOLOGY ANALYTICAL LABORATORY, INC. IS CERTIFIED BY THE STATE OF CALIFORNIA  
 DEPARTMENT OF HEALTH SERVICES AS A HAZARDOUS WASTE TESTING LABORATORY  
 (Certification No. 1614)

8010007.XLS

**EPA Method 8010  
Halogenated Volatile Organics Analysis Report**

Attention: Mr. Mike Miller  
IT Corporation  
3634 Eknes St.  
Mather, CA 95655

Date Sampled: Oct 16, 1996  
Date Received: Oct 17, 1996  
Date Extracted: Oct 24, 1996  
Date Analyzed: Oct 24, 1996  
Invoice #: 7099

Project #: 769025

Project Name: Cal Trans

Client ID: B1-8-GW

LAB ID: 7099-010A

Matrix: Water

Dilution: 1 : 1

Name	Amount	Reporting Limit	Units
1. Bromodichloromethane	ND	0.5	ug/l
2. Bromoform	ND	0.5	ug/l
3. Bromomethane	ND	0.5	ug/l
4. Carbon tetrachloride	ND	0.5	ug/l
5. Chlorobenzene	ND	0.5	ug/l
6. Chloroethane	ND	0.5	ug/l
7. Chloroform	ND	0.5	ug/l
8. Chloromethane	ND	0.5	ug/l
9. Dibromochloromethane	ND	0.5	ug/l
10. 1,2-Dichlorobenzene	ND	0.5	ug/l
11. 1,3-Dichlorobenzene	ND	0.5	ug/l
12. 1,4-Dichlorobenzene	ND	0.5	ug/l
13. Dichlorodifluoromethane	ND	0.5	ug/l
14. 1,1-Dichloroethane	ND	0.5	ug/l
15. 1,2-Dichloroethane	ND	0.5	ug/l
16. 1,1-Dichloroethylene	ND	0.5	ug/l
17. Cis 1,2-Dichloroethylene	ND	0.5	ug/l
18. Trans-1,2-Dichloroethylene	ND	0.5	ug/l
19. Dichloromethane	ND	0.5	ug/l

ppb = parts per billion = ug/l = micrograms per liter

ppm = parts per million = ug/ml = micrograms per milliliter

ND = Not Detected. Compound(s) may be present at concentrations below the reporting limit.

**EPA Method 8010  
Halogenated Volatile Organics Analysis Report**

Attention:	Mr. Mike Miller IT Corporation 3634 Eknes St. Mather, CA 95655	Date Sampled:	Oct 16, 1996
		Date Received:	Oct 17, 1996
		Date Extracted:	Oct 24, 1996
		Date Analyzed:	Oct 24, 1996
		Invoice #:	7099
Project #:	769025	Project Name:	Cal Trans
Client ID:	B1-8-GW	LAB ID:	7099-010A
Matrix:	Water	Dilution:	1 : 1

Name	Amount	Reporting Limit	Units
20. 1,2-Dichloropropane	ND	0.5	ug/l
21. Cis-1,3 Dichloropropylene	ND	0.5	ug/l
22. Trans-1,3-Dichloropropylene	ND	0.5	ug/l
23. 1,1,2,2-Tetrachloroethane	ND	0.5	ug/l
24. Tetrachloroethylene	ND	0.5	ug/l
25. 1,1,1-Trichloroethane	ND	0.5	ug/l
26. 1,1,2-Trichloroethane	ND	0.5	ug/l
27. Trichloroethylene	ND	0.5	ug/l
28. Trichlorofluoromethane	ND	0.5	ug/l
29. Vinyl Chloride	ND	0.5	ug/l

Surrogate % Recovery 2-Bromo-1-chloropropane = 97%  
Surrogate % Recovery 1,4-Dichlorobutane = 97%

ppb = parts per billion = ug/l = micrograms per liter  
ppm = parts per million = ug/ml = micrograms per milliliter  
ND = Not Detected. Compound(s) may be present at concentrations below the reporting limit.



R. L. James, Principal Chemist

Nov 1, 1996

Date Reported

SPARGER TECHNOLOGY ANALYTICAL LABORATORY, INC. IS CERTIFIED BY THE STATE OF CALIFORNIA  
DEPARTMENT OF HEALTH SERVICES AS A HAZARDOUS WASTE TESTING LABORATORY  
(Certification No. 1614)

8010010.XLS

**EPA Method 8010  
Halogenated Volatile Organics Analysis Report**

Attention: Mr. Mike Miller  
IT Corporation  
3634 Eknes St.  
Mather, CA 95655

Date Sampled: Oct 16, 1996  
Date Received: Oct 17, 1996  
Date Extracted: Oct 24, 1996  
Date Analyzed: Oct 24, 1996  
Invoice #: 7099

Project #: 769025

Project Name: Cal Trans

Client ID: B1-8-GW (dup)

LAB ID: 7099-011A

Matrix: Water

Dilution: 1 : 1

Name	Amount	Reporting Limit	Units
1. Bromodichloromethane	ND	0.5	ug/l
2. Bromoform	ND	0.5	ug/l
3. Bromomethane	ND	0.5	ug/l
4. Carbon tetrachloride	ND	0.5	ug/l
5. Chlorobenzene	ND	0.5	ug/l
6. Chloroethane	ND	0.5	ug/l
7. Chloroform	ND	0.5	ug/l
8. Chloromethane	ND	0.5	ug/l
9. Dibromochloromethane	ND	0.5	ug/l
10. 1,2-Dichlorobenzene	ND	0.5	ug/l
11. 1,3-Dichlorobenzene	ND	0.5	ug/l
12. 1,4-Dichlorobenzene	ND	0.5	ug/l
13. Dichlorodifluoromethane	ND	0.5	ug/l
14. 1,1-Dichloroethane	ND	0.5	ug/l
15. 1,2-Dichloroethane	ND	0.5	ug/l
16. 1,1-Dichloroethylene	ND	0.5	ug/l
17. Cis 1,2-Dichloroethylene	ND	0.5	ug/l
18. Trans-1,2-Dichloroethylene	ND	0.5	ug/l
19. Dichloromethane	ND	0.5	ug/l

ppb = parts per billion = ug/l = micrograms per liter

ppm = parts per million = ug/ml = micrograms per milliliter

ND = Not Detected. Compound(s) may be present at concentrations below the reporting limit.

## EPA Method 8010 Halogenated Volatile Organics Analysis Report

Attention:	Mr. Mike Miller IT Corporation 3634 Eknes St. Mather, CA 95655	Date Sampled:	Oct 16, 1996
		Date Received:	Oct 17, 1996
		Date Extracted:	Oct 24, 1996
		Date Analyzed:	Oct 24, 1996
		Invoice #:	7099
Project #:	769025	Project Name:	Cal Trans
Client ID:	B1-8-GW (dup)	LAB ID:	7099-011A
Matrix:	Water	Dilution:	1 : 1

Name	Amount	Reporting Limit	Units
20. 1,2-Dichloropropane	ND	0.5	ug/l
21. Cis-1,3 Dichloropropylene	ND	0.5	ug/l
22. Trans-1,3-Dichloropropylene	ND	0.5	ug/l
23. 1,1,2,2-Tetrachloroethane	ND	0.5	ug/l
24. Tetrachloroethylene	ND	0.5	ug/l
25. 1,1,1-Trichloroethane	ND	0.5	ug/l
26. 1,1,2-Trichloroethane	ND	0.5	ug/l
27. Trichloroethylene	ND	0.5	ug/l
28. Trichlorofluoromethane	ND	0.5	ug/l
29. Vinyl Chloride	ND	0.5	ug/l

Surrogate % Recovery 2-Bromo-1-chloropropane = 104%  
Surrogate % Recovery 1,4-Dichlorobutane = 106%

ppb = parts per billion = ug/l = micrograms per liter  
ppm = parts per million = ug/ml = micrograms per milliliter  
ND = Not Detected. Compound(s) may be present at concentrations below the reporting limit.



R. L. James, Principal Chemist

Nov 1, 1996

Date Reported

SPARGER TECHNOLOGY ANALYTICAL LABORATORY, INC. IS CERTIFIED BY THE STATE OF CALIFORNIA  
DEPARTMENT OF HEALTH SERVICES AS A HAZARDOUS WASTE TESTING LABORATORY  
(Certification No. 1614)

8010011.XLS

## EPA Method 8010 Halogenated Volatile Organics Analysis Report

Attention: Mr. Mike Miller  
IT Corporation  
3634 Eknes St.  
Mather, CA 95655

Date Sampled: Oct 16, 1996  
Date Received: Oct 17, 1996  
Date Extracted: Oct 25, 1996  
Date Analyzed: Oct 25, 1996  
Invoice #: 7099

Project #: 769025

Project Name: Cal Trans

Client ID: B-11-GW

LAB ID: 7099-014A

Matrix: Water

Dilution: 1 : 1

Name	Amount	Reporting Limit	Units
1. Bromodichloromethane	ND	0.5	ug/l
2. Bromoform	ND	0.5	ug/l
3. Bromomethane	ND	0.5	ug/l
4. Carbon tetrachloride	ND	0.5	ug/l
5. Chlorobenzene	ND	0.5	ug/l
6. Chloroethane	ND	0.5	ug/l
7. Chloroform	ND	0.5	ug/l
8. Chloromethane	ND	0.5	ug/l
9. Dibromochloromethane	ND	0.5	ug/l
10. 1,2-Dichlorobenzene	ND	0.5	ug/l
11. 1,3-Dichlorobenzene	ND	0.5	ug/l
12. 1,4-Dichlorobenzene	ND	0.5	ug/l
13. Dichlorodifluoromethane	ND	0.5	ug/l
14. 1,1-Dichloroethane	ND	0.5	ug/l
15. 1,2-Dichloroethane	5.4	0.5	ug/l
16. 1,1-Dichloroethylene	ND	0.5	ug/l
17. Cis 1,2-Dichloroethylene	ND	0.5	ug/l
18. Trans-1,2-Dichloroethylene	ND	0.5	ug/l
19. Dichloromethane	ND	0.5	ug/l

ppb = parts per billion = ug/l = micrograms per liter

ppm = parts per million = ug/ml = micrograms per milliliter

ND = Not Detected. Compound(s) may be present at concentrations below the reporting limit.

8010014.XLS

**EPA Method 8010  
Halogenated Volatile Organics Analysis Report**

Attention:	Mr. Mike Miller IT Corporation 3634 Eknes St. Mather, CA 95655	Date Sampled:	Oct 16, 1996
		Date Received:	Oct 17, 1996
		Date Extracted:	Oct 25, 1996
		Date Analyzed:	Oct 25, 1996
		Invoice #:	7099
Project #:	769025	Project Name:	Cal Trans
Client ID:	B-11-GW	LAB ID:	7099-014A
Matrix:	Water	Dilution:	1 : 1

Name	Amount	Reporting Limit	Units
20. 1,2-Dichloropropane	0.90	0.5	ug/l
21. Cis-1,3 Dichloropropylene	ND	0.5	ug/l
22. Trans-1,3-Dichloropropylene	ND	0.5	ug/l
23. 1,1,2,2-Tetrachloroethane	ND	0.5	ug/l
24. Tetrachloroethylene	ND	0.5	ug/l
25. 1,1,1-Trichloroethane	ND	0.5	ug/l
26. 1,1,2-Trichloroethane	ND	0.5	ug/l
27. Trichloroethylene	ND	0.5	ug/l
28. Trichlorofluoromethane	ND	0.5	ug/l
29. Vinyl Chloride	ND	0.5	ug/l

Surrogate % Recovery 2-Bromo-1-chloropropane = 92%  
Surrogate % Recovery 1,4-Dichlorobutane = 82%

ppb = parts per billion = ug/l = micrograms per liter  
ppm = parts per million = ug/ml = micrograms per milliliter  
ND = Not Detected. Compound(s) may be present at concentrations below the reporting limit.



R. L. James, Principal Chemist

Nov 1, 1996

Date Reported

SPARGER TECHNOLOGY ANALYTICAL LABORATORY, INC. IS CERTIFIED BY THE STATE OF CALIFORNIA  
DEPARTMENT OF HEALTH SERVICES AS A HAZARDOUS WASTE TESTING LABORATORY  
(Certification No. 1614)

8010014.XLS



**EPA Method 8010  
Halogenated Volatile Organics Analysis Report**

Attention: Mr. Mike Miller  
IT Corporation  
3634 Eknes St.  
Mather, CA 95655

Date Sampled: Oct 16, 1996  
Date Received: Oct 17, 1996  
Date Extracted: Oct 25, 1996  
Date Analyzed: Oct 25, 1996  
Invoice #: 7099

Project #: 769025

Project Name: Cal Trans

Client ID: CALTOAK-ER

LAB ID: 7099-016A

Matrix: Water

Dilution: 1: 1

Name	Amount	Reporting Limit	Units
1. Bromodichloromethane	ND	0.5	ug/l
2. Bromoform	ND	0.5	ug/l
3. Bromomethane	ND	0.5	ug/l
4. Carbon tetrachloride	ND	0.5	ug/l
5. Chlorobenzene	ND	0.5	ug/l
6. Chloroethane	ND	0.5	ug/l
7. Chloroform	ND	0.5	ug/l
8. Chloromethane	ND	0.5	ug/l
9. Dibromochloromethane	ND	0.5	ug/l
10. 1,2-Dichlorobenzene	ND	0.5	ug/l
11. 1,3-Dichlorobenzene	ND	0.5	ug/l
12. 1,4-Dichlorobenzene	ND	0.5	ug/l
13. Dichlorodifluoromethane	ND	0.5	ug/l
14. 1,1-Dichloroethane	ND	0.5	ug/l
15. 1,2-Dichloroethane	ND	0.5	ug/l
16. 1,1-Dichloroethylene	ND	0.5	ug/l
17. Cis 1,2-Dichloroethylene	ND	0.5	ug/l
18. Trans-1,2-Dichloroethylene	ND	0.5	ug/l
19. Dichloromethane	ND	0.5	ug/l

ppb = parts per billion = ug/l = micrograms per liter

ppm = parts per million = ug/ml = micrograms per milliliter

ND = Not Detected. Compound(s) may be present at concentrations below the reporting limit.

## EPA Method 8010 Halogenated Volatile Organics Analysis Report

Attention:	Mr. Mike Miller IT Corporation 3634 Eknes St. Mather, CA 95655	Date Sampled:	Oct 16, 1996
		Date Received:	Oct 17, 1996
		Date Extracted:	Oct 25, 1996
		Date Analyzed:	Oct 25, 1996
		Invoice #:	7099
Project #:	769025	Project Name:	Cal Trans
Client ID:	CALTOAK-ER	LAB ID:	7099-016A
Matrix:	Water	Dilution:	1 : 1

Name	Amount	Reporting Limit	Units
20. 1,2-Dichloropropane	ND	0.5	ug/l
21. Cis-1,3 Dichloropropylene	ND	0.5	ug/l
22. Trans-1,3-Dichloropropylene	ND	0.5	ug/l
23. 1,1,2,2-Tetrachloroethane	ND	0.5	ug/l
24. Tetrachloroethylene	ND	0.5	ug/l
25. 1,1,1-Trichloroethane	ND	0.5	ug/l
26. 1,1,2-Trichloroethane	ND	0.5	ug/l
27. Trichloroethylene	ND	0.5	ug/l
28. Trichlorofluoromethane	ND	0.5	ug/l
29. Vinyl Chloride	ND	0.5	ug/l

Surrogate % Recovery 2-Bromo-1-chloropropane =	89%
Surrogate % Recovery 1,4-Dichlorobutane =	95%

ppb = parts per billion = ug/l = micrograms per liter  
 ppm = parts per million = ug/ml = micrograms per milliliter  
 ND = Not Detected. Compound(s) may be present at concentrations below the reporting limit.



R. L. James, Principal Chemist

Nov 1, 1996

Date Reported

SPARGER TECHNOLOGY ANALYTICAL LABORATORY, INC. IS CERTIFIED BY THE STATE OF CALIFORNIA  
 DEPARTMENT OF HEALTH SERVICES AS A HAZARDOUS WASTE TESTING LABORATORY  
 (Certification No. 1614)

8010016.XLS

**EPA Method 8010  
Halogenated Volatile Organics Analysis Report**

Attention: Mr. Mike Miller  
IT Corporation  
3634 Eknes St.  
Mather, CA 95655

Date Sampled: Oct 16, 1996  
Date Received: Oct 17, 1996  
Date Extracted: Oct 25, 1996  
Date Analyzed: Oct 25, 1996  
Invoice #: 7099

Project #: 769025

Project Name: Cal Trans

Client ID: 10-16-96-TB

LAB ID: 7099-017A

Matrix: Water

Dilution: 1 : 1

Name	Amount	Reporting Limit	Units
1. Bromodichloromethane	ND	0.5	ug/l
2. Bromoform	ND	0.5	ug/l
3. Bromomethane	ND	0.5	ug/l
4. Carbon tetrachloride	ND	0.5	ug/l
5. Chlorobenzene	ND	0.5	ug/l
6. Chloroethane	ND	0.5	ug/l
7. Chloroform	ND	0.5	ug/l
8. Chloromethane	ND	0.5	ug/l
9. Dibromochloromethane	ND	0.5	ug/l
10. 1,2-Dichlorobenzene	ND	0.5	ug/l
11. 1,3-Dichlorobenzene	ND	0.5	ug/l
12. 1,4-Dichlorobenzene	ND	0.5	ug/l
13. Dichlorodifluoromethane	ND	0.5	ug/l
14. 1,1-Dichloroethane	ND	0.5	ug/l
15. 1,2-Dichloroethane	ND	0.5	ug/l
16. 1,1-Dichloroethylene	ND	0.5	ug/l
17. Cis 1,2-Dichloroethylene	ND	0.5	ug/l
18. Trans-1,2-Dichloroethylene	ND	0.5	ug/l
19. Dichloromethane	ND	0.5	ug/l

ppb = parts per billion = ug/l = micrograms per liter

ppm = parts per million = ug/ml = micrograms per milliliter

ND = Not Detected. Compound(s) may be present at concentrations below the reporting limit.

## EPA Method 8010 Halogenated Volatile Organics Analysis Report

Attention:	Mr. Mike Miller IT Corporation 3634 Eknes St. Mather, CA 95655	Date Sampled:	Oct 16, 1996
		Date Received:	Oct 17, 1996
		Date Extracted:	Oct 25, 1996
		Date Analyzed:	Oct 25, 1996
		Invoice #:	7099
Project #:	769025	Project Name:	Cal Trans
Client ID:	10-16-96-TB	LAB ID:	7099-017A
Matrix:	Water	Dilution:	1 : 1

Name	Amount	Reporting Limit	Units
20. 1,2-Dichloropropane	ND	0.5	ug/l
21. Cis-1,3 Dichloropropylene	ND	0.5	ug/l
22. Trans-1,3-Dichloropropylene	ND	0.5	ug/l
23. 1,1,2,2-Tetrachloroethane	ND	0.5	ug/l
24. Tetrachloroethylene	ND	0.5	ug/l
25. 1,1,1-Trichloroethane	ND	0.5	ug/l
26. 1,1,2-Trichloroethane	ND	0.5	ug/l
27. Trichloroethylene	ND	0.5	ug/l
28. Trichlorofluoromethane	ND	0.5	ug/l
29. Vinyl Chloride	ND	0.5	ug/l

Surrogate % Recovery 2-Bromo-1-chloropropane = 89%  
Surrogate % Recovery 1,4-Dichlorobutane = 82%

ppb = parts per billion = ug/l = micrograms per liter  
ppm = parts per million = ug/ml = micrograms per milliliter  
ND = Not Detected. Compound(s) may be present at concentrations below the reporting limit.



R. L. James, Principal Chemist

Nov 1, 1996

Date Reported

SPARGER TECHNOLOGY ANALYTICAL LABORATORY, INC. IS CERTIFIED BY THE STATE OF CALIFORNIA  
DEPARTMENT OF HEALTH SERVICES AS A HAZARDOUS WASTE TESTING LABORATORY  
(Certification No. 1614)

8010017.XLS

## EPA Method 8010 Halogenated Volatile Organics Analysis Report

Attention:	Mr. Mike Miller IT Corporation 3634 Eknes St. Mather, CA 95655	Date Sampled:	Oct 16, 1996
		Date Received:	Oct 17, 1996
		Date Extracted:	Oct 28, 1996
		Date Analyzed:	Oct 28, 1996
		Invoice #:	7099
Project #:	769025	Project Name:	Cal Trans
Client ID:	B1-10-6	LAB ID:	7099-018A
Matrix:	Soil	Dilution:	1 : 1

Name	Amount	Reporting Limit	Units
1. Bromodichloromethane	ND	0.5	ug/kg
2. Bromoform	ND	0.5	ug/kg
3. Bromomethane	ND	0.5	ug/kg
4. Carbon tetrachloride	ND	0.5	ug/kg
5. Chlorobenzene	ND	0.5	ug/kg
6. Chloroethane	ND	0.5	ug/kg
7. Chloroform	ND	0.5	ug/kg
8. Chloromethane	ND	0.5	ug/kg
9. Dibromochloromethane	ND	0.5	ug/kg
10. 1,2-Dichlorobenzene	ND	0.5	ug/kg
11. 1,3-Dichlorobenzene	ND	0.5	ug/kg
12. 1,4-Dichlorobenzene	ND	0.5	ug/kg
13. Dichlorodifluoromethane	ND	0.5	ug/kg
14. 1,1-Dichloroethane	ND	0.5	ug/kg
15. 1,2-Dichloroethane	ND	0.5	ug/kg
16. 1,1-Dichloroethylene	ND	0.5	ug/kg
17. Cis-1,2 Dichloroethylene	ND	0.5	ug/kg
18. Trans-1,2-Dichloroethylene	ND	0.5	ug/kg
19. Dichloromethane	ND	0.5	ug/kg

ppb = parts per billion = ug/kg = micrograms per kilogram

ppm = parts per million = ug/g = micrograms per gram

ND = Not Detected. Compound(s) may be present at concentrations below the reporting limit.

8010018.XLS

## EPA Method 8010 Halogenated Volatile Organics Analysis Report

Attention:	Mr. Mike Miller IT Corporation 3634 Eknes St. Mather, CA 95655	Date Sampled:	Oct 16, 1996
		Date Received:	Oct 17, 1996
		Date Extracted:	Oct 28, 1996
		Date Analyzed:	Oct 28, 1996
		Invoice #:	7099
Project #:	769025	Project Name:	Cal Trans
Client ID:	B1-10-6	LAB ID:	7099-018A
Matrix:	Soil	Dilution:	1 : 1

Name	Amount	Reporting Limit	Units
20. 1,2-Dichloropropane	ND	0.5	ug/kg
21. Cis-1,3 Dichloropropylene	ND	0.5	ug/kg
22. Trans-1,3-Dichloropropylene	ND	0.5	ug/kg
23. 1,1,2,2-Tetrachloroethane	ND	0.5	ug/kg
24. Tetrachloroethylene	ND	0.5	ug/kg
25. 1,1,1-Trichloroethane	ND	0.5	ug/kg
26. 1,1,2-Trichloroethane	ND	0.5	ug/kg
27. Trichloroethylene	ND	0.5	ug/kg
28. Trichlorofluoromethane	ND	0.5	ug/kg
29. Vinyl Chloride	ND	0.5	ug/kg

Surrogate % Recovery 2-Bromo-1-chloropropane =	104%
Surrogate % Recovery 1,4-Dichlorobutane =	73%

ppb = parts per billion = ug/kg = micrograms per kilogram

ppm = parts per million = ug/g = micrograms per gram

ND = Not Detected. Compound(s) may be present at concentrations below the reporting limit.



R. L. James, Principal Chemist

Nov 1, 1996

Date Reported

SPARGER TECHNOLOGY ANALYTICAL LABORATORY, INC. IS CERTIFIED BY THE STATE OF CALIFORNIA  
DEPARTMENT OF HEALTH SERVICES AS A HAZARDOUS WASTE TESTING LABORATORY  
(Certification No. 1614)

8010018.XLS

## EPA Method 8010 Halogenated Volatile Organics Analysis Report

Attention:	Mr. Mike Miller IT Corporation 3634 Eknes St. Mather, CA 95655	Date Sampled:	Oct 16, 1996
		Date Received:	Oct 17, 1996
		Date Extracted:	Oct 28, 1996
		Date Analyzed:	Oct 28, 1996
		Invoice #:	7099
Project #:	769025	Project Name:	Cal Trans
Client ID:	B1-10-78	LAB ID:	7099-027A
Matrix:	Soil	Dilution:	1 : 1

Name	Amount	Reporting Limit	Units
1. Bromodichloromethane	ND	0.5	ug/kg
2. Bromoform	ND	0.5	ug/kg
3. Bromomethane	ND	0.5	ug/kg
4. Carbon tetrachloride	ND	0.5	ug/kg
5. Chlorobenzene	ND	0.5	ug/kg
6. Chloroethane	ND	0.5	ug/kg
7. Chloroform	ND	0.5	ug/kg
8. Chloromethane	ND	0.5	ug/kg
9. Dibromochloromethane	ND	0.5	ug/kg
10. 1,2-Dichlorobenzene	ND	0.5	ug/kg
11. 1,3-Dichlorobenzene	ND	0.5	ug/kg
12. 1,4-Dichlorobenzene	ND	0.5	ug/kg
13. Dichlorodifluoromethane	ND	0.5	ug/kg
14. 1,1-Dichloroethane	ND	0.5	ug/kg
15. 1,2-Dichloroethane	ND	0.5	ug/kg
16. 1,1-Dichloroethylene	ND	0.5	ug/kg
17. Cis-1,2 Dichloroethylene	ND	0.5	ug/kg
18. Trans-1,2-Dichloroethylene	ND	0.5	ug/kg
19. Dichloromethane	ND	0.5	ug/kg

ppb = parts per billion = ug/kg = micrograms per kilogram

ppm = parts per million = ug/g = micrograms per gram

ND = Not Detected. Compound(s) may be present at concentrations below the reporting limit.

8010027.XLS

**EPA Method 8010  
Halogenated Volatile Organics Analysis Report**

Attention:	Mr. Mike Miller IT Corporation 3634 Eknes St. Mather, CA 95655	Date Sampled:	Oct 16, 1996
		Date Received:	Oct 17, 1996
		Date Extracted:	Oct 28, 1996
		Date Analyzed:	Oct 28, 1996
		Invoice #:	7099
Project #:	769025	Project Name:	Cal Trans
Client ID:	B1-10-78	LAB ID:	7099-027A
Matrix:	Soil	Dilution:	1 : 1

Name	Amount	Reporting Limit	Units
20. 1,2-Dichloropropane	ND	0.5	ug/kg
21. Cis-1,3 Dichloropropylene	ND	0.5	ug/kg
22. Trans-1,3-Dichloropropylene	ND	0.5	ug/kg
23. 1,1,2,2-Tetrachloroethane	ND	0.5	ug/kg
24. Tetrachloroethylene	ND	0.5	ug/kg
25. 1,1,1-Trichloroethane	ND	0.5	ug/kg
26. 1,1,2-Trichloroethane	ND	0.5	ug/kg
27. Trichloroethylene	ND	0.5	ug/kg
28. Trichlorofluoromethane	ND	0.5	ug/kg
29. Vinyl Chloride	ND	0.5	ug/kg

Surrogate % Recovery 2-Bromo-1-chloropropane = 124%  
Surrogate % Recovery 1,4-Dichlorobutane = 87%

ppb = parts per billion = ug/kg = micrograms per kilogram  
ppm = parts per million = ug/g = micrograms per gram  
ND = Not Detected. Compound(s) may be present at concentrations below the reporting limit.



R. L. James, Principal Chemist

Nov 1, 1996  
Date Reported

SPARGER TECHNOLOGY ANALYTICAL LABORATORY, INC. IS CERTIFIED BY THE STATE OF CALIFORNIA  
DEPARTMENT OF HEALTH SERVICES AS A HAZARDOUS WASTE TESTING LABORATORY  
(Certification No. 1614)

8010027.XLS



## EPA Method 8010 Halogenated Volatile Organics Analysis Report

Attention:	Mr. Mike Miller IT Corporation 3634 Eknes St. Mather, CA 95655	Date Sampled:	Oct 16, 1996
		Date Received:	Oct 17, 1996
		Date Extracted:	Oct 28, 1996
		Date Analyzed:	Oct 28, 1996
		Invoice #:	7099
Project #:	769025	Project Name:	Cal Trans
Client ID:	B1-10-30	LAB ID:	7099-021A
Matrix:	Soil	Dilution:	1 : 1

Name	Amount	Reporting Limit	Units
1. Bromodichloromethane	ND	0.5	ug/kg
2. Bromoform	ND	0.5	ug/kg
3. Bromomethane	ND	0.5	ug/kg
4. Carbon tetrachloride	ND	0.5	ug/kg
5. Chlorobenzene	ND	0.5	ug/kg
6. Chloroethane	ND	0.5	ug/kg
7. Chloroform	ND	0.5	ug/kg
8. Chloromethane	ND	0.5	ug/kg
9. Dibromochloromethane	ND	0.5	ug/kg
10. 1,2-Dichlorobenzene	ND	0.5	ug/kg
11. 1,3-Dichlorobenzene	ND	0.5	ug/kg
12. 1,4-Dichlorobenzene	ND	0.5	ug/kg
13. Dichlorodifluoromethane	ND	0.5	ug/kg
14. 1,1-Dichloroethane	ND	0.5	ug/kg
15. 1,2-Dichloroethane	ND	0.5	ug/kg
16. 1,1-Dichloroethylene	ND	0.5	ug/kg
17. Cis-1,2 Dichloroethylene	ND	0.5	ug/kg
18. Trans-1,2-Dichloroethylene	ND	0.5	ug/kg
19. Dichloromethane	ND	0.5	ug/kg

ppb = parts per billion = ug/kg = micrograms per kilogram

ppm = parts per million = ug/g = micrograms per gram

ND = Not Detected. Compound(s) may be present at concentrations below the reporting limit.

8010021.XLS

## EPA Method 8010 Halogenated Volatile Organics Analysis Report

Attention:	Mr. Mike Miller IT Corporation 3634 Eknes St. Mather, CA 95655	Date Sampled:	Oct 16, 1996
		Date Received:	Oct 17, 1996
		Date Extracted:	Oct 28, 1996
		Date Analyzed:	Oct 28, 1996
		Invoice #:	7099
Project #:	769025	Project Name:	Cal Trans
Client ID:	B1-10-30	LAB ID:	7099-021A
Matrix:	Soil	Dilution:	1 : 1

Name	Amount	Reporting Limit	Units
20. 1,2-Dichloropropane	ND	0.5	ug/kg
21. Cis-1,3 Dichloropropylene	ND	0.5	ug/kg
22. Trans-1,3-Dichloropropylene	ND	0.5	ug/kg
23. 1,1,2,2-Tetrachloroethane	ND	0.5	ug/kg
24. Tetrachloroethylene	ND	0.5	ug/kg
25. 1,1,1-Trichloroethane	ND	0.5	ug/kg
26. 1,1,2-Trichloroethane	ND	0.5	ug/kg
27. Trichloroethylene	ND	0.5	ug/kg
28. Trichlorofluoromethane	ND	0.5	ug/kg
29. Vinyl Chloride	ND	0.5	ug/kg

Surrogate % Recovery 2-Bromo-1-chloropropane =	75%
Surrogate % Recovery 1,4-Dichlorobutane =	102%

ppb = parts per billion = ug/kg = micrograms per kilogram  
ppm = parts per million = ug/g = micrograms per gram  
ND = Not Detected. Compound(s) may be present at concentrations below the reporting limit.



R. L. James, Principal Chemist

Nov 1, 1996  
Date Reported

SPARGER TECHNOLOGY ANALYTICAL LABORATORY, INC. IS CERTIFIED BY THE STATE OF CALIFORNIA  
DEPARTMENT OF HEALTH SERVICES AS A HAZARDOUS WASTE TESTING LABORATORY  
(Certification No. 1614)

8010021.XLS

## EPA Method 8010 Halogenated Volatile Organics Analysis Report

Attention: Mr. Mike Miller  
IT Corporation  
3634 Eknes St.  
Mather, CA 95655

Date Sampled: Oct 16, 1996  
Date Received: Oct 17, 1996  
Date Extracted: Oct 28, 1996  
Date Analyzed: Oct 28, 1996  
Invoice #: 7099

Project #: 769025

Project Name: Cal Trans

Client ID: B1-10-126

LAB ID: 7099-032A

Matrix: Soil

Dilution: 1 : 1

Name	Amount	Reporting Limit	Units
1. Bromodichloromethane	ND	0.5	ug/kg
2. Bromoform	ND	0.5	ug/kg
3. Bromomethane	ND	0.5	ug/kg
4. Carbon tetrachloride	ND	0.5	ug/kg
5. Chlorobenzene	ND	0.5	ug/kg
6. Chloroethane	ND	0.5	ug/kg
7. Chloroform	ND	0.5	ug/kg
8. Chloromethane	ND	0.5	ug/kg
9. Dibromochloromethane	ND	0.5	ug/kg
10. 1,2-Dichlorobenzene	ND	0.5	ug/kg
11. 1,3-Dichlorobenzene	ND	0.5	ug/kg
12. 1,4-Dichlorobenzene	ND	0.5	ug/kg
13. Dichlorodifluoromethane	ND	0.5	ug/kg
14. 1,1-Dichloroethane	ND	0.5	ug/kg
15. 1,2-Dichloroethane	ND	0.5	ug/kg
16. 1,1-Dichloroethylene	ND	0.5	ug/kg
17. Cis-1,2 Dichloroethylene	ND	0.5	ug/kg
18. Trans-1,2-Dichloroethylene	ND	0.5	ug/kg
19. Dichloromethane	ND	0.5	ug/kg

ppb = parts per billion = ug/kg = micrograms per kilogram

ppm = parts per million = ug/g = micrograms per gram

ND = Not Detected. Compound(s) may be present at concentrations below the reporting limit.

8010032.XLS

## EPA Method 8010 Halogenated Volatile Organics Analysis Report

Attention:	Mr. Mike Miller IT Corporation 3634 Eknes St. Mather, CA 95655	Date Sampled:	Oct 16, 1996
		Date Received:	Oct 17, 1996
		Date Extracted:	Oct 28, 1996
		Date Analyzed:	Oct 28, 1996
		Invoice #:	7099
Project #:	769025	Project Name:	Cal Trans
Client ID:	B1-10-126	LAB ID:	7099-032A
Matrix:	Soil	Dilution:	1 : 1

Name	Amount	Reporting Limit	Units
20. 1,2-Dichloropropane	ND	0.5	ug/kg
21. Cis-1,3 Dichloropropylene	ND	0.5	ug/kg
22. Trans-1,3-Dichloropropylene	ND	0.5	ug/kg
23. 1,1,2,2-Tetrachloroethane	ND	0.5	ug/kg
24. Tetrachloroethylene	ND	0.5	ug/kg
25. 1,1,1-Trichloroethane	ND	0.5	ug/kg
26. 1,1,2-Trichloroethane	ND	0.5	ug/kg
27. Trichloroethylene	ND	0.5	ug/kg
28. Trichlorofluoromethane	ND	0.5	ug/kg
29. Vinyl Chloride	ND	0.5	ug/kg

Surrogate % Recovery 2-Bromo-1-chloropropane = 116%

Surrogate % Recovery 1,4-Dichlorobutane = 73%

ppb = parts per billion = ug/kg = micrograms per kilogram

ppm = parts per million = ug/g = micrograms per gram

ND = Not Detected. Compound(s) may be present at concentrations below the reporting limit.



R. L. James, Principal Chemist

Nov 1, 1996

Date Reported

SPARGER TECHNOLOGY ANALYTICAL LABORATORY, INC. IS CERTIFIED BY THE STATE OF CALIFORNIA  
DEPARTMENT OF HEALTH SERVICES AS A HAZARDOUS WASTE TESTING LABORATORY  
(Certification No. 1614)

8010032.XLS

**EPA Method 8010  
Halogenated Volatile Organics Analysis Report**

Attention:	Mr. Mike Miller IT Corporation 3634 Eknes St. Mather, CA 95655	Date Sampled:	Oct 16, 1996
		Date Received:	Oct 17, 1996
		Date Extracted:	Oct 28, 1996
		Date Analyzed:	Oct 28, 1996
		Invoice #:	7099
Project #:	769025	Project Name:	Cal Trans
Client ID:	B1-10-174	LAB ID:	7099-035A
Matrix:	Soil	Dilution:	1 : 1

Name	Amount	Reporting Limit	Units
1. Bromodichloromethane	ND	0.5	ug/kg
2. Bromoform	ND	0.5	ug/kg
3. Bromomethane	ND	0.5	ug/kg
4. Carbon tetrachloride	ND	0.5	ug/kg
5. Chlorobenzene	ND	0.5	ug/kg
6. Chloroethane	ND	0.5	ug/kg
7. Chloroform	ND	0.5	ug/kg
8. Chloromethane	ND	0.5	ug/kg
9. Dibromochloromethane	ND	0.5	ug/kg
10. 1,2-Dichlorobenzene	ND	0.5	ug/kg
11. 1,3-Dichlorobenzene	ND	0.5	ug/kg
12. 1,4-Dichlorobenzene	ND	0.5	ug/kg
13. Dichlorodifluoromethane	ND	0.5	ug/kg
14. 1,1-Dichloroethane	ND	0.5	ug/kg
15. 1,2-Dichloroethane	ND	0.5	ug/kg
16. 1,1-Dichloroethylene	ND	0.5	ug/kg
17. Cis-1,2 Dichloroethylene	ND	0.5	ug/kg
18. Trans-1,2-Dichloroethylene	ND	0.5	ug/kg
19. Dichloromethane	ND	0.5	ug/kg

ppb = parts per billion = ug/kg = micrograms per kilogram  
ppm = parts per million = ug/g = micrograms per gram  
ND = Not Detected. Compound(s) may be present at concentrations below the reporting limit.

## EPA Method 8010 Halogenated Volatile Organics Analysis Report

Attention:	Mr. Mike Miller IT Corporation 3634 Eknes St. Mather, CA 95655	Date Sampled:	Oct 16, 1996
		Date Received:	Oct 17, 1996
		Date Extracted:	Oct 28, 1996
		Date Analyzed:	Oct 28, 1996
		Invoice #:	7099
Project #:	769025	Project Name:	Cal Trans
Client ID:	B1-10-174	LAB ID:	7099-035A
Matrix:	Soil	Dilution:	1 : 1

Name	Amount	Reporting Limit	Units
20. 1,2-Dichloropropane	ND	0.5	ug/kg
21. Cis-1,3 Dichloropropylene	ND	0.5	ug/kg
22. Trans-1,3-Dichloropropylene	ND	0.5	ug/kg
23. 1,1,2,2-Tetrachloroethane	ND	0.5	ug/kg
24. Tetrachloroethylene	ND	0.5	ug/kg
25. 1,1,1-Trichloroethane	ND	0.5	ug/kg
26. 1,1,2-Trichloroethane	ND	0.5	ug/kg
27. Trichloroethylene	ND	0.5	ug/kg
28. Trichlorofluoromethane	ND	0.5	ug/kg
29. Vinyl Chloride	ND	0.5	ug/kg

Surrogate % Recovery 2-Bromo-1-chloropropane =	82%
Surrogate % Recovery 1,4-Dichlorobutane =	104%

ppb = parts per billion = ug/kg = micrograms per kilogram  
ppm = parts per million = ug/g = micrograms per gram  
ND = Not Detected. Compound(s) may be present at concentrations below the reporting limit.



R. L. James, Principal Chemist

Nov 1, 1996

Date Reported

SPARGER TECHNOLOGY ANALYTICAL LABORATORY, INC. IS CERTIFIED BY THE STATE OF CALIFORNIA  
DEPARTMENT OF HEALTH SERVICES AS A HAZARDOUS WASTE TESTING LABORATORY  
(Certification No. 1614)

8010035.XLS

## EPA Method 8010 Halogenated Volatile Organics Analysis Report

Attention:	Mr. Mike Miller IT Corporation 3634 Eknes St. Mather, CA 95655	Date Sampled:	Oct 16, 1996
		Date Received:	Oct 17, 1996
		Date Extracted:	Oct 28, 1996
		Date Analyzed:	Oct 28, 1996
		Invoice #:	7099
Project #:	769025	Project Name:	Cal Trans
Client ID:	B1-6-126	LAB ID:	7099-072A
Matrix:	Soil	Dilution:	1 : 1

Name	Amount	Reporting Limit	Units
1. Bromodichloromethane	ND	0.5	ug/kg
2. Bromoform	ND	0.5	ug/kg
3. Bromomethane	ND	0.5	ug/kg
4. Carbon tetrachloride	ND	0.5	ug/kg
5. Chlorobenzene	ND	0.5	ug/kg
6. Chloroethane	ND	0.5	ug/kg
7. Chloroform	ND	0.5	ug/kg
8. Chloromethane	ND	0.5	ug/kg
9. Dibromochloromethane	ND	0.5	ug/kg
10. 1,2-Dichlorobenzene	ND	0.5	ug/kg
11. 1,3-Dichlorobenzene	ND	0.5	ug/kg
12. 1,4-Dichlorobenzene	ND	0.5	ug/kg
13. Dichlorodifluoromethane	ND	0.5	ug/kg
14. 1,1-Dichloroethane	ND	0.5	ug/kg
15. 1,2-Dichloroethane	ND	0.5	ug/kg
16. 1,1-Dichloroethylene	ND	0.5	ug/kg
17. Cis-1,2 Dichloroethylene	ND	0.5	ug/kg
18. Trans-1,2-Dichloroethylene	ND	0.5	ug/kg
19. Dichloromethane	ND	0.5	ug/kg

ppb = parts per billion = ug/kg = micrograms per kilogram

ppm = parts per million = ug/g = micrograms per gram

ND = Not Detected. Compound(s) may be present at concentrations below the reporting limit.

8010072.XLS

## EPA Method 8010 Halogenated Volatile Organics Analysis Report

Attention:	Mr. Mike Miller IT Corporation 3634 Eknes St. Mather, CA 95655	Date Sampled:	Oct 16, 1996
		Date Received:	Oct 17, 1996
		Date Extracted:	Oct 28, 1996
		Date Analyzed:	Oct 28, 1996
		Invoice #:	7099
Project #:	769025	Project Name:	Cal Trans
Client ID:	B1-6-126	LAB ID:	7099-072A
Matrix:	Soil	Dilution:	1 : 1

Name	Amount	Reporting Limit	Units
20. 1,2-Dichloropropane	ND	0.5	ug/kg
21. Cis-1,3 Dichloropropylene	ND	0.5	ug/kg
22. Trans-1,3-Dichloropropylene	ND	0.5	ug/kg
23. 1,1,2,2-Tetrachloroethane	ND	0.5	ug/kg
24. Tetrachloroethylene	ND	0.5	ug/kg
25. 1,1,1-Trichloroethane	ND	0.5	ug/kg
26. 1,1,2-Trichloroethane	ND	0.5	ug/kg
27. Trichloroethylene	ND	0.5	ug/kg
28. Trichlorofluoromethane	ND	0.5	ug/kg
29. Vinyl Chloride	ND	0.5	ug/kg

Surrogate % Recovery 2-Bromo-1-chloropropane =	83%
Surrogate % Recovery 1,4-Dichlorobutane =	105%

ppb = parts per billion = ug/kg = micrograms per kilogram

ppm = parts per million = ug/g = micrograms per gram

ND = Not Detected. Compound(s) may be present at concentrations below the reporting limit.



R. L. James, Principal Chemist

Nov 1, 1996

Date Reported

SPARGER TECHNOLOGY ANALYTICAL LABORATORY, INC. IS CERTIFIED BY THE STATE OF CALIFORNIA  
DEPARTMENT OF HEALTH SERVICES AS A HAZARDOUS WASTE TESTING LABORATORY  
(Certification No. 1614)

8010072.XLS



## EPA Method 8010 Halogenated Volatile Organics Analysis Report

Attention:	Mr. Mike Miller IT Corporation 3634 Eknes St. Mather, CA 95655	Date Sampled:	Oct 16, 1996
		Date Received:	Oct 17, 1996
		Date Extracted:	Oct 28, 1996
		Date Analyzed:	Oct 28, 1996
		Invoice #:	7099
Project #:	769025	Project Name:	Cal Trans
Client ID:	B1-4-174	LAB ID:	7099-096A
Matrix:	Soil	Dilution:	1 : 1

Name	Amount	Reporting Limit	Units
1. Bromodichloromethane	ND	0.5	ug/kg
2. Bromoform	ND	0.5	ug/kg
3. Bromomethane	ND	0.5	ug/kg
4. Carbon tetrachloride	ND	0.5	ug/kg
5. Chlorobenzene	ND	0.5	ug/kg
6. Chloroethane	ND	0.5	ug/kg
7. Chloroform	ND	0.5	ug/kg
8. Chloromethane	ND	0.5	ug/kg
9. Dibromochloromethane	ND	0.5	ug/kg
10. 1,2-Dichlorobenzene	ND	0.5	ug/kg
11. 1,3-Dichlorobenzene	ND	0.5	ug/kg
12. 1,4-Dichlorobenzene	ND	0.5	ug/kg
13. Dichlorodifluoromethane	ND	0.5	ug/kg
14. 1,1-Dichloroethane	ND	0.5	ug/kg
15. 1,2-Dichloroethane	ND	0.5	ug/kg
16. 1,1-Dichloroethylene	ND	0.5	ug/kg
17. Cis-1,2 Dichloroethylene	ND	0.5	ug/kg
18. Trans-1,2-Dichloroethylene	ND	0.5	ug/kg
19. Dichloromethane	ND	0.5	ug/kg

ppb = parts per billion = ug/kg = micrograms per kilogram

ppm = parts per million = ug/g = micrograms per gram

ND = Not Detected. Compound(s) may be present at concentrations below the reporting limit.

8010096.XLS

**EPA Method 8010  
Halogenated Volatile Organics Analysis Report**

Attention: Mr. Mike Miller  
IT Corporation  
3634 Eknes St.  
Mather, CA 95655

Date Sampled: Oct 16, 1996  
Date Received: Oct 17, 1996  
Date Extracted: Oct 28, 1996  
Date Analyzed: Oct 28, 1996  
Invoice #: 7099

Project #: 769025

Project Name: Cal Trans

Client ID: B1-6-174

LAB ID: 7099-075A

Matrix: Soil

Dilution: 1 : 1

Name	Amount	Reporting Limit	Units
1. Bromodichloromethane	ND	0.5	ug/kg
2. Bromoform	ND	0.5	ug/kg
3. Bromomethane	ND	0.5	ug/kg
4. Carbon tetrachloride	ND	0.5	ug/kg
5. Chlorobenzene	ND	0.5	ug/kg
6. Chloroethane	ND	0.5	ug/kg
7. Chloroform	ND	0.5	ug/kg
8. Chloromethane	ND	0.5	ug/kg
9. Dibromochloromethane	ND	0.5	ug/kg
10. 1,2-Dichlorobenzene	ND	0.5	ug/kg
11. 1,3-Dichlorobenzene	ND	0.5	ug/kg
12. 1,4-Dichlorobenzene	ND	0.5	ug/kg
13. Dichlorodifluoromethane	ND	0.5	ug/kg
14. 1,1-Dichloroethane	ND	0.5	ug/kg
15. 1,2-Dichloroethane	ND	0.5	ug/kg
16. 1,1-Dichloroethylene	ND	0.5	ug/kg
17. Cis-1,2 Dichloroethylene	ND	0.5	ug/kg
18. Trans-1,2-Dichloroethylene	ND	0.5	ug/kg
19. Dichloromethane	ND	0.5	ug/kg

ppb = parts per billion = ug/kg = micrograms per kilogram  
ppm = parts per million = ug/g = micrograms per gram  
ND = Not Detected. Compound(s) may be present at concentrations below the reporting limit.

**EPA Method 8010  
Halogenated Volatile Organics Analysis Report**

Attention:	Mr. Mike Miller IT Corporation 3634 Eknes St. Mather, CA 95655	Date Sampled:	Oct 16, 1996
		Date Received:	Oct 17, 1996
		Date Extracted:	Oct 28, 1996
		Date Analyzed:	Oct 28, 1996
		Invoice #:	7099
Project #:	769025	Project Name:	Cal Trans
Client ID:	B1-6-174	LAB ID:	7099-075A
Matrix:	Soil	Dilution:	1 : 1

Name	Amount	Reporting Limit	Units
20. 1,2-Dichloropropane	ND	0.5	ug/kg
21. Cis-1,3 Dichloropropylene	ND	0.5	ug/kg
22. Trans-1,3-Dichloropropylene	ND	0.5	ug/kg
23. 1,1,2,2-Tetrachloroethane	ND	0.5	ug/kg
24. Tetrachloroethylene	ND	0.5	ug/kg
25. 1,1,1-Trichloroethane	ND	0.5	ug/kg
26. 1,1,2-Trichloroethane	ND	0.5	ug/kg
27. Trichloroethylene	ND	0.5	ug/kg
28. Trichlorofluoromethane	ND	0.5	ug/kg
29. Vinyl Chloride	ND	0.5	ug/kg

Surrogate % Recovery 2-Bromo-1-chloropropane = 96%  
Surrogate % Recovery 1,4-Dichlorobutane = 123%

ppb = parts per billion = ug/kg = micrograms per kilogram  
ppm = parts per million = ug/g = micrograms per gram  
ND = Not Detected. Compound(s) may be present at concentrations below the reporting limit.



R. L. James, Principal Chemist

Nov 1, 1996  
Date Reported

SPARGER TECHNOLOGY ANALYTICAL LABORATORY, INC. IS CERTIFIED BY THE STATE OF CALIFORNIA  
DEPARTMENT OF HEALTH SERVICES AS A HAZARDOUS WASTE TESTING LABORATORY  
(Certification No. 1614)

8010075.XLS

## EPA Method 8010 Halogenated Volatile Organics Analysis Report

Attention: Mr. Mike Miller  
IT Corporation  
3634 Eknes St.  
Mather, CA 95655

Date Sampled: Oct 16, 1996  
Date Received: Oct 17, 1996  
Date Extracted: Oct 28, 1996  
Date Analyzed: Oct 28, 1996  
Invoice #: 7099

Project #: 769025

Project Name: Cal Trans

Client ID: B1-6-6

LAB ID: 7099-110A

Matrix: Soil

Dilution: 1 : 1

Name	Amount	Reporting Limit	Units
1. Bromodichloromethane	ND	0.5	ug/kg
2. Bromoform	ND	0.5	ug/kg
3. Bromomethane	ND	0.5	ug/kg
4. Carbon tetrachloride	ND	0.5	ug/kg
5. Chlorobenzene	ND	0.5	ug/kg
6. Chloroethane	ND	0.5	ug/kg
7. Chloroform	ND	0.5	ug/kg
8. Chloromethane	ND	0.5	ug/kg
9. Dibromochloromethane	ND	0.5	ug/kg
10. 1,2-Dichlorobenzene	ND	0.5	ug/kg
11. 1,3-Dichlorobenzene	ND	0.5	ug/kg
12. 1,4-Dichlorobenzene	ND	0.5	ug/kg
13. Dichlorodifluoromethane	ND	0.5	ug/kg
14. 1,1-Dichloroethane	ND	0.5	ug/kg
15. 1,2-Dichloroethane	ND	0.5	ug/kg
16. 1,1-Dichloroethylene	ND	0.5	ug/kg
17. Cis-1,2 Dichloroethylene	ND	0.5	ug/kg
18. Trans-1,2-Dichloroethylene	ND	0.5	ug/kg
19. Dichloromethane	ND	0.5	ug/kg

ppb = parts per billion = ug/kg = micrograms per kilogram

ppm = parts per million = ug/g = micrograms per gram

ND = Not Detected. Compound(s) may be present at concentrations below the reporting limit.

8010110.XLS

## EPA Method 8010 Halogenated Volatile Organics Analysis Report

Attention:	Mr. Mike Miller IT Corporation 3634 Eknes St. Mather, CA 95655	Date Sampled:	Oct 16, 1996
		Date Received:	Oct 17, 1996
		Date Extracted:	Oct 28, 1996
		Date Analyzed:	Oct 28, 1996
		Invoice #:	7099
Project #:	769025	Project Name:	Cal Trans
Client ID:	B1-6-6	LAB ID:	7099-110A
Matrix:	Soil	Dilution:	1 : 1

Name	Amount	Reporting Limit	Units
20. 1,2-Dichloropropane	ND	0.5	ug/kg
21. Cis-1,3 Dichloropropylene	ND	0.5	ug/kg
22. Trans-1,3-Dichloropropylene	ND	0.5	ug/kg
23. 1,1,2,2-Tetrachloroethane	ND	0.5	ug/kg
24. Tetrachloroethylene	ND	0.5	ug/kg
25. 1,1,1-Trichloroethane	ND	0.5	ug/kg
26. 1,1,2-Trichloroethane	ND	0.5	ug/kg
27. Trichloroethylene	ND	0.5	ug/kg
28. Trichlorofluoromethane	ND	0.5	ug/kg
29. Vinyl Chloride	ND	0.5	ug/kg

Surrogate % Recovery 2-Bromo-1-chloropropane = 92%

Surrogate % Recovery 1,4-Dichlorobutane = 85%

ppb = parts per billion = ug/kg = micrograms per kilogram

ppm = parts per million = ug/g = micrograms per gram

ND = Not Detected. Compound(s) may be present at concentrations below the reporting limit.



R. L. James, Principal Chemist

Nov 1, 1996

Date Reported

SPARGER TECHNOLOGY ANALYTICAL LABORATORY, INC. IS CERTIFIED BY THE STATE OF CALIFORNIA  
DEPARTMENT OF HEALTH SERVICES AS A HAZARDOUS WASTE TESTING LABORATORY  
(Certification No. 1614)

8010110.XLS

**EPA Method 8010  
Halogenated Volatile Organics Analysis Report**

Attention: Mr. Mike Miller  
IT Corporation  
3634 Eknes St.  
Mather, CA 95655

Date Sampled: Oct 16, 1996  
Date Received: Oct 17, 1996  
Date Extracted: Oct 28, 1996  
Date Analyzed: Oct 28, 1996  
Invoice #: 7099

Project #: 769025

Project Name: Cal Trans

Client ID: B1-6-30

LAB ID: 7099-113A

Matrix: Soil

Dilution: 1 : 1

Name	Amount	Reporting Limit	Units
1. Bromodichloromethane	ND	0.5	ug/kg
2. Bromoform	ND	0.5	ug/kg
3. Bromomethane	ND	0.5	ug/kg
4. Carbon tetrachloride	ND	0.5	ug/kg
5. Chlorobenzene	ND	0.5	ug/kg
6. Chloroethane	ND	0.5	ug/kg
7. Chloroform	ND	0.5	ug/kg
8. Chloromethane	ND	0.5	ug/kg
9. Dibromochloromethane	ND	0.5	ug/kg
10. 1,2-Dichlorobenzene	ND	0.5	ug/kg
11. 1,3-Dichlorobenzene	ND	0.5	ug/kg
12. 1,4-Dichlorobenzene	ND	0.5	ug/kg
13. Dichlorodifluoromethane	ND	0.5	ug/kg
14. 1,1-Dichloroethane	ND	0.5	ug/kg
15. 1,2-Dichloroethane	ND	0.5	ug/kg
16. 1,1-Dichloroethylene	ND	0.5	ug/kg
17. Cis-1,2 Dichloroethylene	ND	0.5	ug/kg
18. Trans-1,2-Dichloroethylene	ND	0.5	ug/kg
19. Dichloromethane	ND	0.5	ug/kg

ppb = parts per billion = ug/kg = micrograms per kilogram

ppm = parts per million = ug/g = micrograms per gram

ND = Not Detected. Compound(s) may be present at concentrations below the reporting limit.

8010113.XLS

**EPA Method 8010  
Halogenated Volatile Organics Analysis Report**

Attention: Mr. Mike Miller  
IT Corporation  
3634 Eknes St.  
Mather, CA 95655

Date Sampled: Oct 16, 1996  
Date Received: Oct 17, 1996  
Date Extracted: Oct 28, 1996  
Date Analyzed: Oct 28, 1996  
Invoice #: 7099

Project #: 769025

Project Name: Cal Trans

Client ID: B1-6-30

LAB ID: 7099-113A

Matrix: Soil

Dilution: 1 : 1

Name	Amount	Reporting Limit	Units
20. 1,2-Dichloropropane	ND	0.5	ug/kg
21. Cis-1,3 Dichloropropylene	ND	0.5	ug/kg
22. Trans-1,3-Dichloropropylene	ND	0.5	ug/kg
23. 1,1,2,2-Tetrachloroethane	ND	0.5	ug/kg
24. Tetrachloroethylene	ND	0.5	ug/kg
25. 1,1,1-Trichloroethane	ND	0.5	ug/kg
26. 1,1,2-Trichloroethane	ND	0.5	ug/kg
27. Trichloroethylene	ND	0.5	ug/kg
28. Trichlorofluoromethane	ND	0.5	ug/kg
29. Vinyl Chloride	ND	0.5	ug/kg

Surrogate % Recovery 2-Bromo-1-chloropropane = 117%  
Surrogate % Recovery 1,4-Dichlorobutane = 116%

ppb = parts per billion = ug/kg = micrograms per kilogram

ppm = parts per million = ug/g = micrograms per gram

ND = Not Detected. Compound(s) may be present at concentrations below the reporting limit.



R. L. James, Principal Chemist

Nov 1, 1996

Date Reported

SPARGER TECHNOLOGY ANALYTICAL LABORATORY, INC. IS CERTIFIED BY THE STATE OF CALIFORNIA  
DEPARTMENT OF HEALTH SERVICES AS A HAZARDOUS WASTE TESTING LABORATORY  
(Certification No. 1614)

8010113.XLS

## EPA Method 8010 Halogenated Volatile Organics Analysis Report

Attention:	Mr. Mike Miller IT Corporation 3634 Eknes St. Mather, CA 95655	Date Sampled:	Oct 16, 1996
		Date Received:	Oct 17, 1996
		Date Extracted:	Oct 28, 1996
		Date Analyzed:	Oct 28, 1996
		Invoice #:	7099
Project #:	769025	Project Name:	Cal Trans
Client ID:	B1-6-30 (dup)	LAB ID:	7099-113D
Matrix:	Soil	Dilution:	1 : 1

Name	Amount	Reporting Limit	Units
1. Bromodichloromethane	ND	0.5	ug/kg
2. Bromoform	ND	0.5	ug/kg
3. Bromomethane	ND	0.5	ug/kg
4. Carbon tetrachloride	ND	0.5	ug/kg
5. Chlorobenzene	ND	0.5	ug/kg
6. Chloroethane	ND	0.5	ug/kg
7. Chloroform	ND	0.5	ug/kg
8. Chloromethane	ND	0.5	ug/kg
9. Dibromochloromethane	ND	0.5	ug/kg
10. 1,2-Dichlorobenzene	ND	0.5	ug/kg
11. 1,3-Dichlorobenzene	ND	0.5	ug/kg
12. 1,4-Dichlorobenzene	ND	0.5	ug/kg
13. Dichlorodifluoromethane	ND	0.5	ug/kg
14. 1,1-Dichloroethane	ND	0.5	ug/kg
15. 1,2-Dichloroethane	ND	0.5	ug/kg
16. 1,1-Dichloroethylene	ND	0.5	ug/kg
17. Cis-1,2 Dichloroethylene	ND	0.5	ug/kg
18. Trans-1,2-Dichloroethylene	ND	0.5	ug/kg
19. Dichloromethane	ND	0.5	ug/kg

ppb = parts per billion = ug/kg = micrograms per kilogram

ppm = parts per million = ug/g = micrograms per gram

ND = Not Detected. Compound(s) may be present at concentrations below the reporting limit.

8010113D.XLS



**EPA Method 8010  
Halogenated Volatile Organics Analysis Report**

Attention:	Mr. Mike Miller IT Corporation 3634 Eknes St. Mather, CA 95655	Date Sampled:	Oct 16, 1996
		Date Received:	Oct 17, 1996
		Date Extracted:	Oct 28, 1996
		Date Analyzed:	Oct 28, 1996
		Invoice #:	7099
Project #:	769025	Project Name:	Cal Trans
Client ID:	B1-6-30 (dup)	LAB ID:	7099-113D
Matrix:	Soil	Dilution:	1 : 1

Name	Amount	Reporting Limit	Units
20. 1,2-Dichloropropane	ND	0.5	ug/kg
21. Cis-1,3 Dichloropropylene	ND	0.5	ug/kg
22. Trans-1,3-Dichloropropylene	ND	0.5	ug/kg
23. 1,1,2,2-Tetrachloroethane	ND	0.5	ug/kg
24. Tetrachloroethylene	ND	0.5	ug/kg
25. 1,1,1-Trichloroethane	ND	0.5	ug/kg
26. 1,1,2-Trichloroethane	ND	0.5	ug/kg
27. Trichloroethylene	ND	0.5	ug/kg
28. Trichlorofluoromethane	ND	0.5	ug/kg
29. Vinyl Chloride	ND	0.5	ug/kg

Surrogate % Recovery 2-Bromo-1-chloropropane = 91%  
Surrogate % Recovery 1,4-Dichlorobutane = 92%

ppb = parts per billion = ug/kg = micrograms per kilogram  
ppm = parts per million = ug/g = micrograms per gram  
ND = Not Detected. Compound(s) may be present at concentrations below the reporting limit.



R. L. James, Principal Chemist

Nov 1, 1996  
Date Reported

SPARGER TECHNOLOGY ANALYTICAL LABORATORY, INC. IS CERTIFIED BY THE STATE OF CALIFORNIA  
DEPARTMENT OF HEALTH SERVICES AS A HAZARDOUS WASTE TESTING LABORATORY  
(Certification No. 1614)

8010113D.XLS

## EPA Method 8010 Halogenated Volatile Organics Analysis Report

Attention:	Mr. Mike Miller IT Corporation 3634 Eknes St. Mather, CA 95655	Date Sampled:	Oct 16, 1996
		Date Received:	Oct 17, 1996
		Date Extracted:	Oct 28, 1996
		Date Analyzed:	Oct 28, 1996
		Invoice #:	7099
Project #:	769025	Project Name:	Cal Trans
Client ID:	B1-6-78	LAB ID:	7099-118A
Matrix:	Soil	Dilution:	1 : 1

Name	Amount	Reporting Limit	Units
1. Bromodichloromethane	ND	0.5	ug/kg
2. Bromoform	ND	0.5	ug/kg
3. Bromomethane	ND	0.5	ug/kg
4. Carbon tetrachloride	ND	0.5	ug/kg
5. Chlorobenzene	ND	0.5	ug/kg
6. Chloroethane	ND	0.5	ug/kg
7. Chloroform	ND	0.5	ug/kg
8. Chloromethane	ND	0.5	ug/kg
9. Dibromochloromethane	ND	0.5	ug/kg
10. 1,2-Dichlorobenzene	ND	0.5	ug/kg
11. 1,3-Dichlorobenzene	ND	0.5	ug/kg
12. 1,4-Dichlorobenzene	ND	0.5	ug/kg
13. Dichlorodifluoromethane	ND	0.5	ug/kg
14. 1,1-Dichloroethane	ND	0.5	ug/kg
15. 1,2-Dichloroethane	ND	0.5	ug/kg
16. 1,1-Dichloroethylene	ND	0.5	ug/kg
17. Cis-1,2 Dichloroethylene	ND	0.5	ug/kg
18. Trans-1,2-Dichloroethylene	ND	0.5	ug/kg
19. Dichloromethane	ND	0.5	ug/kg

ppb = parts per billion = ug/kg = micrograms per kilogram

ppm = parts per million = ug/g = micrograms per gram

ND = Not Detected. Compound(s) may be present at concentrations below the reporting limit.

8010118.XLS

## EPA Method 8010 Halogenated Volatile Organics Analysis Report

Attention:	Mr. Mike Miller IT Corporation 3634 Eknes St. Mather, CA 95655	Date Sampled:	Oct 16, 1996
		Date Received:	Oct 17, 1996
		Date Extracted:	Oct 28, 1996
		Date Analyzed:	Oct 28, 1996
		Invoice #:	7099
Project #:	769025	Project Name:	Cal Trans
Client ID:	B1-6-78	LAB ID:	7099-118A
Matrix:	Soil	Dilution:	1 : 1

Name	Amount	Reporting Limit	Units
20. 1,2-Dichloropropane	ND	0.5	ug/kg
21. Cis-1,3 Dichloropropylene	ND	0.5	ug/kg
22. Trans-1,3-Dichloropropylene	ND	0.5	ug/kg
23. 1,1,2,2-Tetrachloroethane	ND	0.5	ug/kg
24. Tetrachloroethylene	ND	0.5	ug/kg
25. 1,1,1-Trichloroethane	ND	0.5	ug/kg
26. 1,1,2-Trichloroethane	ND	0.5	ug/kg
27. Trichloroethylene	ND	0.5	ug/kg
28. Trichlorofluoromethane	ND	0.5	ug/kg
29. Vinyl Chloride	ND	0.5	ug/kg

Surrogate % Recovery 2-Bromo-1-chloropropane = 108%  
Surrogate % Recovery 1,4-Dichlorobutane = 100%

ppb = parts per billion = ug/kg = micrograms per kilogram

ppm = parts per million = ug/g = micrograms per gram

ND = Not Detected. Compound(s) may be present at concentrations below the reporting limit.



R. L. James, Principal Chemist

Nov 1, 1996

Date Reported

SPARGER TECHNOLOGY ANALYTICAL LABORATORY, INC. IS CERTIFIED BY THE STATE OF CALIFORNIA  
DEPARTMENT OF HEALTH SERVICES AS A HAZARDOUS WASTE TESTING LABORATORY  
(Certification No. 1614)

8010118.XLS

## EPA Method 8010 Halogenated Volatile Organics Analysis Report

Attention:	Mr. Mike Miller IT Corporation 3634 Eknes St. Mather, CA 95655	Date Sampled:	Oct 16, 1996
		Date Received:	Oct 17, 1996
		Date Extracted:	Oct 28, 1996
		Date Analyzed:	Oct 28, 1996
		Invoice #:	7099
Project #:	769025	Project Name:	Cal Trans
Client ID:	B1-3-6	LAB ID:	7099-123A
Matrix:	Soil	Dilution:	1 : 1

Name	Amount	Reporting Limit	Units
1. Bromodichloromethane	ND	0.5	ug/kg
2. Bromoform	ND	0.5	ug/kg
3. Bromomethane	ND	0.5	ug/kg
4. Carbon tetrachloride	ND	0.5	ug/kg
5. Chlorobenzene	ND	0.5	ug/kg
6. Chloroethane	ND	0.5	ug/kg
7. Chloroform	ND	0.5	ug/kg
8. Chloromethane	ND	0.5	ug/kg
9. Dibromochloromethane	ND	0.5	ug/kg
10. 1,2-Dichlorobenzene	ND	0.5	ug/kg
11. 1,3-Dichlorobenzene	ND	0.5	ug/kg
12. 1,4-Dichlorobenzene	ND	0.5	ug/kg
13. Dichlorodifluoromethane	ND	0.5	ug/kg
14. 1,1-Dichloroethane	ND	0.5	ug/kg
15. 1,2-Dichloroethane	ND	0.5	ug/kg
16. 1,1-Dichloroethylene	ND	0.5	ug/kg
17. Cis-1,2 Dichloroethylene	ND	0.5	ug/kg
18. Trans-1,2-Dichloroethylene	ND	0.5	ug/kg
19. Dichloromethane	ND	0.5	ug/kg

ppb = parts per billion = ug/kg = micrograms per kilogram

ppm = parts per million = ug/g = micrograms per gram

ND = Not Detected. Compound(s) may be present at concentrations below the reporting limit.

## EPA Method 8010 Halogenated Volatile Organics Analysis Report

Attention:	Mr. Mike Miller IT Corporation 3634 Eknes St. Mather, CA 95655	Date Sampled:	Oct 16, 1996
		Date Received:	Oct 17, 1996
		Date Extracted:	Oct 28, 1996
		Date Analyzed:	Oct 28, 1996
		Invoice #:	7099
Project #:	769025	Project Name:	Cal Trans
Client ID:	B1-3-6	LAB ID:	7099-123A
Matrix:	Soil	Dilution:	1 : 1

Name	Amount	Reporting Limit	Units
20. 1,2-Dichloropropane	ND	0.5	ug/kg
21. Cis-1,3 Dichloropropylene	ND	0.5	ug/kg
22. Trans-1,3-Dichloropropylene	ND	0.5	ug/kg
23. 1,1,2,2-Tetrachloroethane	ND	0.5	ug/kg
24. Tetrachloroethylene	ND	0.5	ug/kg
25. 1,1,1-Trichloroethane	ND	0.5	ug/kg
26. 1,1,2-Trichloroethane	ND	0.5	ug/kg
27. Trichloroethylene	ND	0.5	ug/kg
28. Trichlorofluoromethane	ND	0.5	ug/kg
29. Vinyl Chloride	ND	0.5	ug/kg

Surrogate % Recovery 2-Bromo-1-chloropropane = 80%

Surrogate % Recovery 1,4-Dichlorobutane = 93%

ppb = parts per billion = ug/kg = micrograms per kilogram

ppm = parts per million = ug/g = micrograms per gram

ND = Not Detected. Compound(s) may be present at concentrations below the reporting limit.



R. L. James, Principal Chemist

Nov 1, 1996

Date Reported

SPARGER TECHNOLOGY ANALYTICAL LABORATORY, INC. IS CERTIFIED BY THE STATE OF CALIFORNIA  
DEPARTMENT OF HEALTH SERVICES AS A HAZARDOUS WASTE TESTING LABORATORY  
(Certification No. 1614)

8010123.XLS

## EPA Method 8010 Halogenated Volatile Organics Analysis Report

Attention:	Mr. Mike Miller IT Corporation 3634 Eknes St. Mather, CA 95655	Date Sampled:	Oct 16, 1996
		Date Received:	Oct 17, 1996
		Date Extracted:	Oct 28, 1996
		Date Analyzed:	Oct 28, 1996
		Invoice #:	7099
Project #:	769025	Project Name:	Cal Trans
Client ID:	B1-3-30	LAB ID:	7099-126A
Matrix:	Soil	Dilution:	1 : 1

Name	Amount	Reporting Limit	Units
1. Bromodichloromethane	ND	0.5	ug/kg
2. Bromoform	ND	0.5	ug/kg
3. Bromomethane	ND	0.5	ug/kg
4. Carbon tetrachloride	ND	0.5	ug/kg
5. Chlorobenzene	ND	0.5	ug/kg
6. Chloroethane	ND	0.5	ug/kg
7. Chloroform	ND	0.5	ug/kg
8. Chloromethane	ND	0.5	ug/kg
9. Dibromochloromethane	ND	0.5	ug/kg
10. 1,2-Dichlorobenzene	ND	0.5	ug/kg
11. 1,3-Dichlorobenzene	ND	0.5	ug/kg
12. 1,4-Dichlorobenzene	ND	0.5	ug/kg
13. Dichlorodifluoromethane	ND	0.5	ug/kg
14. 1,1-Dichloroethane	ND	0.5	ug/kg
15. 1,2-Dichloroethane	ND	0.5	ug/kg
16. 1,1-Dichloroethylene	ND	0.5	ug/kg
17. Cis-1,2 Dichloroethylene	ND	0.5	ug/kg
18. Trans-1,2-Dichloroethylene	ND	0.5	ug/kg
19. Dichloromethane	ND	0.5	ug/kg

ppb = parts per billion = ug/kg = micrograms per kilogram

ppm = parts per million = ug/g = micrograms per gram

ND = Not Detected. Compound(s) may be present at concentrations below the reporting limit.

8010126.XLS

## EPA Method 8010 Halogenated Volatile Organics Analysis Report

Attention:	Mr. Mike Miller IT Corporation 3634 Eknes St. Mather, CA 95655	Date Sampled:	Oct 16, 1996
		Date Received:	Oct 17, 1996
		Date Extracted:	Oct 28, 1996
		Date Analyzed:	Oct 28, 1996
		Invoice #:	7099
Project #:	769025	Project Name:	Cal Trans
Client ID:	B1-3-30	LAB ID:	7099-126A
Matrix:	Soil	Dilution:	1 : 1

Name	Amount	Reporting Limit	Units
20. 1,2-Dichloropropane	ND	0.5	ug/kg
21. Cis-1,3 Dichloropropylene	ND	0.5	ug/kg
22. Trans-1,3-Dichloropropylene	ND	0.5	ug/kg
23. 1,1,2,2-Tetrachloroethane	ND	0.5	ug/kg
24. Tetrachloroethylene	ND	0.5	ug/kg
25. 1,1,1-Trichloroethane	ND	0.5	ug/kg
26. 1,1,2-Trichloroethane	ND	0.5	ug/kg
27. Trichloroethylene	ND	0.5	ug/kg
28. Trichlorofluoromethane	ND	0.5	ug/kg
29. Vinyl Chloride	ND	0.5	ug/kg

Surrogate % Recovery 2-Bromo-1-chloropropane = 98%

Surrogate % Recovery 1,4-Dichlorobutane = 86%

ppb = parts per billion = ug/kg = micrograms per kilogram

ppm = parts per million = ug/g = micrograms per gram

ND = Not Detected. Compound(s) may be present at concentrations below the reporting limit.



R. L. James, Principal Chemist

Nov 1, 1996

Date Reported

SPARGER TECHNOLOGY ANALYTICAL LABORATORY, INC. IS CERTIFIED BY THE STATE OF CALIFORNIA  
DEPARTMENT OF HEALTH SERVICES AS A HAZARDOUS WASTE TESTING LABORATORY  
(Certification No. 1614)

8010126.XLS

**EPA Method 8010  
Halogenated Volatile Organics Analysis Report**

Attention:	Mr. Mike Miller IT Corporation 3634 Eknes St. Mather, CA 95655	Date Sampled:	Oct 16, 1996
		Date Received:	Oct 17, 1996
		Date Extracted:	Oct 28, 1996
		Date Analyzed:	Oct 28, 1996
		Invoice #:	7099
Project #:	769025	Project Name:	Cal Trans
Client ID:	B1-3-78	LAB ID:	7099-131A
Matrix:	Soil	Dilution:	1 : 1

Name	Amount	Reporting Limit	Units
1. Bromodichloromethane	ND	0.5	ug/kg
2. Bromoform	ND	0.5	ug/kg
3. Bromomethane	ND	0.5	ug/kg
4. Carbon tetrachloride	ND	0.5	ug/kg
5. Chlorobenzene	ND	0.5	ug/kg
6. Chloroethane	ND	0.5	ug/kg
7. Chloroform	ND	0.5	ug/kg
8. Chloromethane	ND	0.5	ug/kg
9. Dibromochloromethane	ND	0.5	ug/kg
10. 1,2-Dichlorobenzene	ND	0.5	ug/kg
11. 1,3-Dichlorobenzene	ND	0.5	ug/kg
12. 1,4-Dichlorobenzene	ND	0.5	ug/kg
13. Dichlorodifluoromethane	ND	0.5	ug/kg
14. 1,1-Dichloroethane	ND	0.5	ug/kg
15. 1,2-Dichloroethane	ND	0.5	ug/kg
16. 1,1-Dichloroethylene	ND	0.5	ug/kg
17. Cis-1,2 Dichloroethylene	ND	0.5	ug/kg
18. Trans-1,2-Dichloroethylene	ND	0.5	ug/kg
19. Dichloromethane	ND	0.5	ug/kg

ppb = parts per billion = ug/kg = micrograms per kilogram

ppm = parts per million = ug/g = micrograms per gram

ND = Not Detected. Compound(s) may be present at concentrations below the reporting limit.





Analytical Laboratory Division  
Mobile Laboratory Division  
Scientific Division

## EPA Method 8010 Halogenated Volatile Organics Analysis Report

Attention:	Mr. Mike Miller IT Corporation 3634 Eknes St. Mather, CA 95655	Date Sampled:	Oct 16, 1996
		Date Received:	Oct 17, 1996
		Date Extracted:	Oct 28, 1996
		Date Analyzed:	Oct 28, 1996
		Invoice #:	7099
Project #:	769025	Project Name:	Cal Trans
Client ID:	B1-3-78	LAB ID:	7099-131A
Matrix:	Soil	Dilution:	1 : 1

Name	Amount	Reporting Limit	Units
20. 1,2-Dichloropropane	ND	0.5	ug/kg
21. Cis-1,3 Dichloropropylene	ND	0.5	ug/kg
22. Trans-1,3-Dichloropropylene	ND	0.5	ug/kg
23. 1,1,2,2-Tetrachloroethane	ND	0.5	ug/kg
24. Tetrachloroethylene	ND	0.5	ug/kg
25. 1,1,1-Trichloroethane	ND	0.5	ug/kg
26. 1,1,2-Trichloroethane	ND	0.5	ug/kg
27. Trichloroethylene	ND	0.5	ug/kg
28. Trichlorofluoromethane	ND	0.5	ug/kg
29. Vinyl Chloride	ND	0.5	ug/kg

Surrogate % Recovery 2-Bromo-1-chloropropane = 81%  
 Surrogate % Recovery 1,4-Dichlorobutane = 72%

ppb = parts per billion = ug/kg = micrograms per kilogram  
 ppm = parts per million = ug/g = micrograms per gram  
 ND = Not Detected. Compound(s) may be present at concentrations below the reporting limit.

R. L. James, Principal Chemist

Nov 1, 1996  
Date Reported

SPARGER TECHNOLOGY ANALYTICAL LABORATORY, INC. IS CERTIFIED BY THE STATE OF CALIFORNIA  
 DEPARTMENT OF HEALTH SERVICES AS A HAZARDOUS WASTE TESTING LABORATORY  
 (Certification No. 1614)

8010131.XLS

## EPA Method 8010 Halogenated Volatile Organics Analysis Report

Attention:	Mr. Mike Miller IT Corporation 3634 Eknes St. Mather, CA 95655	Date Sampled:	Oct 16, 1996
		Date Received:	Oct 17, 1996
		Date Extracted:	Oct 28, 1996
		Date Analyzed:	Oct 28, 1996
		Invoice #:	7099
Project #:	769025	Project Name:	Cal Trans
Client ID:	B1-3-126	LAB ID:	7099-136A
Matrix:	Soil	Dilution:	1 : 1

Name	Amount	Reporting Limit	Units
1. Bromodichloromethane	ND	0.5	ug/kg
2. Bromoform	ND	0.5	ug/kg
3. Bromomethane	ND	0.5	ug/kg
4. Carbon tetrachloride	ND	0.5	ug/kg
5. Chlorobenzene	ND	0.5	ug/kg
6. Chloroethane	ND	0.5	ug/kg
7. Chloroform	ND	0.5	ug/kg
8. Chloromethane	ND	0.5	ug/kg
9. Dibromochloromethane	ND	0.5	ug/kg
10. 1,2-Dichlorobenzene	ND	0.5	ug/kg
11. 1,3-Dichlorobenzene	ND	0.5	ug/kg
12. 1,4-Dichlorobenzene	ND	0.5	ug/kg
13. Dichlorodifluoromethane	ND	0.5	ug/kg
14. 1,1-Dichloroethane	ND	0.5	ug/kg
15. 1,2-Dichloroethane	ND	0.5	ug/kg
16. 1,1-Dichloroethylene	ND	0.5	ug/kg
17. Cis-1,2 Dichloroethylene	ND	0.5	ug/kg
18. Trans-1,2-Dichloroethylene	ND	0.5	ug/kg
19. Dichloromethane	ND	0.5	ug/kg

ppb = parts per billion = ug/kg = micrograms per kilogram

ppm = parts per million = ug/g = micrograms per gram

ND = Not Detected. Compound(s) may be present at concentrations below the reporting limit.

8010136.XLS

## EPA Method 8010 Halogenated Volatile Organics Analysis Report

Attention:	Mr. Mike Miller IT Corporation 3634 Eknes St. Mather, CA 95655	Date Sampled:	Oct 16, 1996
		Date Received:	Oct 17, 1996
		Date Extracted:	Oct 28, 1996
		Date Analyzed:	Oct 28, 1996
		Invoice #:	7099
Project #:	769025	Project Name:	Cal Trans
Client ID:	B1-3-126	LAB ID:	7099-136A
Matrix:	Soil	Dilution:	1 : 1

Name	Amount	Reporting Limit	Units
20. 1,2-Dichloropropane	ND	0.5	ug/kg
21. Cis-1,3 Dichloropropylene	ND	0.5	ug/kg
22. Trans-1,3-Dichloropropylene	ND	0.5	ug/kg
23. 1,1,2,2-Tetrachloroethane	ND	0.5	ug/kg
24. Tetrachloroethylene	ND	0.5	ug/kg
25. 1,1,1-Trichloroethane	ND	0.5	ug/kg
26. 1,1,2-Trichloroethane	ND	0.5	ug/kg
27. Trichloroethylene	ND	0.5	ug/kg
28. Trichlorofluoromethane	ND	0.5	ug/kg
29. Vinyl Chloride	ND	0.5	ug/kg

Surrogate % Recovery 2-Bromo-1-chloropropane = 91%  
Surrogate % Recovery 1,4-Dichlorobutane = 75%

ppb = parts per billion = ug/kg = micrograms per kilogram

ppm = parts per million = ug/g = micrograms per gram

ND = Not Detected. Compound(s) may be present at concentrations below the reporting limit.



R. L. James, Principal Chemist

Nov 1, 1996

Date Reported

SPARGER TECHNOLOGY ANALYTICAL LABORATORY, INC. IS CERTIFIED BY THE STATE OF CALIFORNIA  
DEPARTMENT OF HEALTH SERVICES AS A HAZARDOUS WASTE TESTING LABORATORY  
(Certification No. 1614)

8010136.XLS

**EPA Method 8010  
Halogenated Volatile Organics Analysis Report**

Attention:	Mr. Mike Miller IT Corporation 3634 Eknes St. Mather, CA 95655	Date Sampled:	Oct 16, 1996
		Date Received:	Oct 17, 1996
		Date Extracted:	Oct 28, 1996
		Date Analyzed:	Oct 28, 1996
		Invoice #:	7099
Project #:	769025	Project Name:	Cal Trans
Client ID:	B1-3-174	LAB ID:	7099-139A
Matrix:	Soil	Dilution:	1 : 1

Name	Amount	Reporting Limit	Units
1. Bromodichloromethane	ND	0.5	ug/kg
2. Bromoform	ND	0.5	ug/kg
3. Bromomethane	ND	0.5	ug/kg
4. Carbon tetrachloride	ND	0.5	ug/kg
5. Chlorobenzene	ND	0.5	ug/kg
6. Chloroethane	ND	0.5	ug/kg
7. Chloroform	ND	0.5	ug/kg
8. Chloromethane	ND	0.5	ug/kg
9. Dibromochloromethane	ND	0.5	ug/kg
10. 1,2-Dichlorobenzene	ND	0.5	ug/kg
11. 1,3-Dichlorobenzene	ND	0.5	ug/kg
12. 1,4-Dichlorobenzene	ND	0.5	ug/kg
13. Dichlorodifluoromethane	ND	0.5	ug/kg
14. 1,1-Dichloroethane	ND	0.5	ug/kg
15. 1,2-Dichloroethane	ND	0.5	ug/kg
16. 1,1-Dichloroethylene	ND	0.5	ug/kg
17. Cis-1,2 Dichloroethylene	ND	0.5	ug/kg
18. Trans-1,2-Dichloroethylene	ND	0.5	ug/kg
19. Dichloromethane	ND	0.5	ug/kg

ppb = parts per billion = ug/kg = micrograms per kilogram

ppm = parts per million = ug/g = micrograms per gram

ND = Not Detected. Compound(s) may be present at concentrations below the reporting limit.

## EPA Method 8010 Halogenated Volatile Organics Analysis Report

Attention:	Mr. Mike Miller IT Corporation 3634 Eknes St. Mather, CA 95655	Date Sampled:	Oct 16, 1996
		Date Received:	Oct 17, 1996
		Date Extracted:	Oct 28, 1996
		Date Analyzed:	Oct 28, 1996
		Invoice #:	7099
Project #:	769025	Project Name:	Cal Trans
Client ID:	B1-3-174	LAB ID:	7099-139A
Matrix:	Soil	Dilution:	1 : 1

Name	Amount	Reporting Limit	Units
20. 1,2-Dichloropropane	ND	0.5	ug/kg
21. Cis-1,3 Dichloropropylene	ND	0.5	ug/kg
22. Trans-1,3-Dichloropropylene	ND	0.5	ug/kg
23. 1,1,2,2-Tetrachloroethane	ND	0.5	ug/kg
24. Tetrachloroethylene	ND	0.5	ug/kg
25. 1,1,1-Trichloroethane	ND	0.5	ug/kg
26. 1,1,2-Trichloroethane	ND	0.5	ug/kg
27. Trichloroethylene	ND	0.5	ug/kg
28. Trichlorofluoromethane	ND	0.5	ug/kg
29. Vinyl Chloride	ND	0.5	ug/kg

Surrogate % Recovery 2-Bromo-1-chloropropane = 107%  
Surrogate % Recovery 1,4-Dichlorobutane = 105%

ppb = parts per billion = ug/kg = micrograms per kilogram

ppm = parts per million = ug/g = micrograms per gram

ND = Not Detected. Compound(s) may be present at concentrations below the reporting limit.



R. L. James, Principal Chemist

Nov 1, 1996

Date Reported

SPARGER TECHNOLOGY ANALYTICAL LABORATORY, INC. IS CERTIFIED BY THE STATE OF CALIFORNIA  
DEPARTMENT OF HEALTH SERVICES AS A HAZARDOUS WASTE TESTING LABORATORY  
(Certification No. 1614)

8010139.XLS

**EPA Method 8010  
Halogenated Volatile Organics Analysis Report**

Attention:	Mr. Mike Miller IT Corporation 3634 Eknes St. Mather, CA 95655	Date Sampled:	Oct 16, 1996
		Date Received:	Oct 17, 1996
		Date Extracted:	Oct 28, 1996
		Date Analyzed:	Oct 28, 1996
		Invoice #:	7099
Project #:	769025	Project Name:	Cal Trans
Client ID:	B1-4-6	LAB ID:	7099-140A
Matrix:	Soil	Dilution:	1 : 1

Name	Amount	Reporting Limit	Units
1. Bromodichloromethane	ND	0.5	ug/kg
2. Bromoform	ND	0.5	ug/kg
3. Bromomethane	ND	0.5	ug/kg
4. Carbon tetrachloride	ND	0.5	ug/kg
5. Chlorobenzene	ND	0.5	ug/kg
6. Chloroethane	ND	0.5	ug/kg
7. Chloroform	ND	0.5	ug/kg
8. Chloromethane	ND	0.5	ug/kg
9. Dibromochloromethane	ND	0.5	ug/kg
10. 1,2-Dichlorobenzene	ND	0.5	ug/kg
11. 1,3-Dichlorobenzene	ND	0.5	ug/kg
12. 1,4-Dichlorobenzene	ND	0.5	ug/kg
13. Dichlorodifluoromethane	ND	0.5	ug/kg
14. 1,1-Dichloroethane	ND	0.5	ug/kg
15. 1,2-Dichloroethane	ND	0.5	ug/kg
16. 1,1-Dichloroethylene	ND	0.5	ug/kg
17. Cis-1,2 Dichloroethylene	ND	0.5	ug/kg
18. Trans-1,2-Dichloroethylene	ND	0.5	ug/kg
19. Dichloromethane	ND	0.5	ug/kg

ppb = parts per billion = ug/kg = micrograms per kilogram  
 ppm = parts per million = ug/g = micrograms per gram  
 ND = Not Detected. Compound(s) may be present at concentrations below the reporting limit.

## EPA Method 8010 Halogenated Volatile Organics Analysis Report

Attention:	Mr. Mike Miller IT Corporation 3634 Eknes St. Mather, CA 95655	Date Sampled:	Oct 16, 1996
		Date Received:	Oct 17, 1996
		Date Extracted:	Oct 28, 1996
		Date Analyzed:	Oct 28, 1996
		Invoice #:	7099
Project #:	769025	Project Name:	Cal Trans
Client ID:	B1-4-6	LAB ID:	7099-140A
Matrix:	Soil	Dilution:	1 : 1

Name	Amount	Reporting Limit	Units
20. 1,2-Dichloropropane	ND	0.5	ug/kg
21. Cis-1,3 Dichloropropylene	ND	0.5	ug/kg
22. Trans-1,3-Dichloropropylene	ND	0.5	ug/kg
23. 1,1,2,2-Tetrachloroethane	ND	0.5	ug/kg
24. Tetrachloroethylene	ND	0.5	ug/kg
25. 1,1,1-Trichloroethane	ND	0.5	ug/kg
26. 1,1,2-Trichloroethane	ND	0.5	ug/kg
27. Trichloroethylene	ND	0.5	ug/kg
28. Trichlorofluoromethane	ND	0.5	ug/kg
29. Vinyl Chloride	ND	0.5	ug/kg

Surrogate % Recovery 2-Bromo-1-chloropropane = 93%  
Surrogate % Recovery 1,4-Dichlorobutane = 82%

ppb = parts per billion = ug/kg = micrograms per kilogram

ppm = parts per million = ug/g = micrograms per gram

ND = Not Detected. Compound(s) may be present at concentrations below the reporting limit.



R. L. James, Principal Chemist

Nov 1, 1996

Date Reported

SPARGER TECHNOLOGY ANALYTICAL LABORATORY, INC. IS CERTIFIED BY THE STATE OF CALIFORNIA  
DEPARTMENT OF HEALTH SERVICES AS A HAZARDOUS WASTE TESTING LABORATORY  
(Certification No. 1614)

8010140.XLS

## EPA Method 8010 Halogenated Volatile Organics Analysis Report

Attention:	Mr. Mike Miller IT Corporation 3634 Eknes St. Mather, CA 95655	Date Sampled:	Oct 16, 1996
		Date Received:	Oct 17, 1996
		Date Extracted:	Oct 28, 1996
		Date Analyzed:	Oct 28, 1996
		Invoice #:	7099
Project #:	769025	Project Name:	Cal Trans
Client ID:	B1-4-30	LAB ID:	7099-143A
Matrix:	Soil	Dilution:	1 : 1

Name	Amount	Reporting Limit	Units
1. Bromodichloromethane	ND	0.5	ug/kg
2. Bromoform	ND	0.5	ug/kg
3. Bromomethane	ND	0.5	ug/kg
4. Carbon tetrachloride	ND	0.5	ug/kg
5. Chlorobenzene	ND	0.5	ug/kg
6. Chloroethane	ND	0.5	ug/kg
7. Chloroform	ND	0.5	ug/kg
8. Chloromethane	ND	0.5	ug/kg
9. Dibromochloromethane	ND	0.5	ug/kg
10. 1,2-Dichlorobenzene	ND	0.5	ug/kg
11. 1,3-Dichlorobenzene	ND	0.5	ug/kg
12. 1,4-Dichlorobenzene	ND	0.5	ug/kg
13. Dichlorodifluoromethane	ND	0.5	ug/kg
14. 1,1-Dichloroethane	ND	0.5	ug/kg
15. 1,2-Dichloroethane	ND	0.5	ug/kg
16. 1,1-Dichloroethylene	ND	0.5	ug/kg
17. Cis-1,2 Dichloroethylene	ND	0.5	ug/kg
18. Trans-1,2-Dichloroethylene	ND	0.5	ug/kg
19. Dichloromethane	ND	0.5	ug/kg

ppb = parts per billion = ug/kg = micrograms per kilogram

ppm = parts per million = ug/g = micrograms per gram

ND = Not Detected. Compound(s) may be present at concentrations below the reporting limit.

8010143.XLS



## EPA Method 8010 Halogenated Volatile Organics Analysis Report

Attention:	Mr. Mike Miller IT Corporation 3634 Eknes St. Mather, CA 95655	Date Sampled:	Oct 16, 1996
		Date Received:	Oct 17, 1996
		Date Extracted:	Oct 28, 1996
		Date Analyzed:	Oct 28, 1996
		Invoice #:	7099
Project #:	769025	Project Name:	Cal Trans
Client ID:	B1-4-30	LAB ID:	7099-143A
Matrix:	Soil	Dilution:	1 : 1

Name	Amount	Reporting Limit	Units
20. 1,2-Dichloropropane	ND	0.5	ug/kg
21. Cis-1,3 Dichloropropylene	ND	0.5	ug/kg
22. Trans-1,3-Dichloropropylene	ND	0.5	ug/kg
23. 1,1,2,2-Tetrachloroethane	ND	0.5	ug/kg
24. Tetrachloroethylene	ND	0.5	ug/kg
25. 1,1,1-Trichloroethane	ND	0.5	ug/kg
26. 1,1,2-Trichloroethane	ND	0.5	ug/kg
27. Trichloroethylene	ND	0.5	ug/kg
28. Trichlorofluoromethane	ND	0.5	ug/kg
29. Vinyl Chloride	ND	0.5	ug/kg

Surrogate % Recovery 2-Bromo-1-chloropropane = 92%

Surrogate % Recovery 1,4-Dichlorobutane = 93%

ppb = parts per billion = ug/kg = micrograms per kilogram

ppm = parts per million = ug/g = micrograms per gram

ND = Not Detected. Compound(s) may be present at concentrations below the reporting limit.



R. L. James, Principal Chemist

Nov 1, 1996

Date Reported

SPARGER TECHNOLOGY ANALYTICAL LABORATORY, INC. IS CERTIFIED BY THE STATE OF CALIFORNIA  
DEPARTMENT OF HEALTH SERVICES AS A HAZARDOUS WASTE TESTING LABORATORY  
(Certification No. 1814)

8010143.XLS

## EPA Method 8010 Halogenated Volatile Organics Analysis Report

Attention:	Mr. Mike Miller IT Corporation 3634 Eknes St. Mather, CA 95655	Date Sampled:	Oct 16, 1996
		Date Received:	Oct 17, 1996
		Date Extracted:	Oct 28, 1996
		Date Analyzed:	Oct 28, 1996
		Invoice #:	7099
Project #:	769025	Project Name:	Cal Trans
Client ID:	B1-4-78	LAB ID:	7099-148A
Matrix:	Soil	Dilution:	1 : 1

Name	Amount	Reporting Limit	Units
1. Bromodichloromethane	ND	0.5	ug/kg
2. Bromoform	ND	0.5	ug/kg
3. Bromomethane	ND	0.5	ug/kg
4. Carbon tetrachloride	ND	0.5	ug/kg
5. Chlorobenzene	ND	0.5	ug/kg
6. Chloroethane	ND	0.5	ug/kg
7. Chloroform	ND	0.5	ug/kg
8. Chloromethane	ND	0.5	ug/kg
9. Dibromochloromethane	ND	0.5	ug/kg
10. 1,2-Dichlorobenzene	ND	0.5	ug/kg
11. 1,3-Dichlorobenzene	ND	0.5	ug/kg
12. 1,4-Dichlorobenzene	ND	0.5	ug/kg
13. Dichlorodifluoromethane	ND	0.5	ug/kg
14. 1,1-Dichloroethane	ND	0.5	ug/kg
15. 1,2-Dichloroethane	ND	0.5	ug/kg
16. 1,1-Dichloroethylene	ND	0.5	ug/kg
17. Cis-1,2 Dichloroethylene	ND	0.5	ug/kg
18. Trans-1,2-Dichloroethylene	ND	0.5	ug/kg
19. Dichloromethane	ND	0.5	ug/kg

ppb = parts per billion = ug/kg = micrograms per kilogram

ppm = parts per million = ug/g = micrograms per gram

ND = Not Detected. Compound(s) may be present at concentrations below the reporting limit.

8010148.XLS

## EPA Method 8010 Halogenated Volatile Organics Analysis Report

Attention:	Mr. Mike Miller IT Corporation 3634 Eknes St. Mather, CA 95655	Date Sampled:	Oct 16, 1996
		Date Received:	Oct 17, 1996
		Date Extracted:	Oct 28, 1996
		Date Analyzed:	Oct 28, 1996
		Invoice #:	7099
Project #:	769025	Project Name:	Cal Trans
Client ID:	B1-4-78	LAB ID:	7099-148A
Matrix:	Soil	Dilution:	1 : 1

Name	Amount	Reporting Limit	Units
20. 1,2-Dichloropropane	ND	0.5	ug/kg
21. Cis-1,3 Dichloropropylene	ND	0.5	ug/kg
22. Trans-1,3-Dichloropropylene	ND	0.5	ug/kg
23. 1,1,2,2-Tetrachloroethane	ND	0.5	ug/kg
24. Tetrachloroethylene	ND	0.5	ug/kg
25. 1,1,1-Trichloroethane	ND	0.5	ug/kg
26. 1,1,2-Trichloroethane	ND	0.5	ug/kg
27. Trichloroethylene	ND	0.5	ug/kg
28. Trichlorofluoromethane	ND	0.5	ug/kg
29. Vinyl Chloride	ND	0.5	ug/kg

Surrogate % Recovery 2-Bromo-1-chloropropane = 92%  
 Surrogate % Recovery 1,4-Dichlorobutane = 86%

ppb = parts per billion = ug/kg = micrograms per kilogram  
 ppm = parts per million = ug/g = micrograms per gram

ND = Not Detected. Compound(s) may be present at concentrations below the reporting limit.



R. L. James, Principal Chemist

Nov 1, 1996  
 Date Reported

SPARGER TECHNOLOGY ANALYTICAL LABORATORY, INC. IS CERTIFIED BY THE STATE OF CALIFORNIA  
 DEPARTMENT OF HEALTH SERVICES AS A HAZARDOUS WASTE TESTING LABORATORY  
 (Certification No. 1614)

8010148.XLS

## EPA Method 8010 Halogenated Volatile Organics Analysis Report

Attention:	Mr. Mike Miller IT Corporation 3634 Eknes St. Mather, CA 95655	Date Sampled:	Oct 16, 1996
		Date Received:	Oct 17, 1996
		Date Extracted:	Oct 28, 1996
		Date Analyzed:	Oct 28, 1996
		Invoice #:	7099
Project #:	769025	Project Name:	Cal Trans
Client ID:	B1-4-126	LAB ID:	7099-153A
Matrix:	Soil	Dilution:	1 : 1

Name	Amount	Reporting Limit	Units
1. Bromodichloromethane	ND	0.5	ug/kg
2. Bromoform	ND	0.5	ug/kg
3. Bromomethane	ND	0.5	ug/kg
4. Carbon tetrachloride	ND	0.5	ug/kg
5. Chlorobenzene	ND	0.5	ug/kg
6. Chloroethane	ND	0.5	ug/kg
7. Chloroform	ND	0.5	ug/kg
8. Chloromethane	ND	0.5	ug/kg
9. Dibromochloromethane	ND	0.5	ug/kg
10. 1,2-Dichlorobenzene	ND	0.5	ug/kg
11. 1,3-Dichlorobenzene	ND	0.5	ug/kg
12. 1,4-Dichlorobenzene	ND	0.5	ug/kg
13. Dichlorodifluoromethane	ND	0.5	ug/kg
14. 1,1-Dichloroethane	ND	0.5	ug/kg
15. 1,2-Dichloroethane	ND	0.5	ug/kg
16. 1,1-Dichloroethylene	ND	0.5	ug/kg
17. Cis-1,2 Dichloroethylene	ND	0.5	ug/kg
18. Trans-1,2-Dichloroethylene	ND	0.5	ug/kg
19. Dichloromethane	ND	0.5	ug/kg

ppb = parts per billion = ug/kg = micrograms per kilogram

ppm = parts per million = ug/g = micrograms per gram

ND = Not Detected. Compound(s) may be present at concentrations below the reporting limit.

8010153.XLS

**EPA Method 8010  
Halogenated Volatile Organics Analysis Report**

Attention:	Mr. Mike Miller IT Corporation 3634 Eknes St. Mather, CA 95655	Date Sampled:	Oct 16, 1996
		Date Received:	Oct 17, 1996
		Date Extracted:	Oct 28, 1996
		Date Analyzed:	Oct 28, 1996
		Invoice #:	7099
Project #:	769025	Project Name:	Cal Trans
Client ID:	B1-4-126	LAB ID:	7099-153A
Matrix:	Soil	Dilution:	1 : 1

Name	Amount	Reporting Limit	Units
20. 1,2-Dichloropropane	ND	0.5	ug/kg
21. Cis-1,3 Dichloropropylene	ND	0.5	ug/kg
22. Trans-1,3-Dichloropropylene	ND	0.5	ug/kg
23. 1,1,2,2-Tetrachloroethane	ND	0.5	ug/kg
24. Tetrachloroethylene	ND	0.5	ug/kg
25. 1,1,1-Trichloroethane	ND	0.5	ug/kg
26. 1,1,2-Trichloroethane	ND	0.5	ug/kg
27. Trichloroethylene	ND	0.5	ug/kg
28. Trichlorofluoromethane	ND	0.5	ug/kg
29. Vinyl Chloride	ND	0.5	ug/kg

Surrogate % Recovery 2-Bromo-1-chloropropane = 86%  
Surrogate % Recovery 1,4-Dichlorobutane = 95%

ppb = parts per billion = ug/kg = micrograms per kilogram  
ppm = parts per million = ug/g = micrograms per gram  
ND = Not Detected. Compound(s) may be present at concentrations below the reporting limit.



R. L. James, Principal Chemist

Nov 1, 1996  
Date Reported

SPARGER TECHNOLOGY ANALYTICAL LABORATORY, INC. IS CERTIFIED BY THE STATE OF CALIFORNIA  
DEPARTMENT OF HEALTH SERVICES AS A HAZARDOUS WASTE TESTING LABORATORY  
(Certification No. 1614)

8010153.XLS

## EPA Method 8010 Halogenated Volatile Organics Analysis Report

Attention:	Mr. Mike Miller IT Corporation 3634 Eknes St. Mather, CA 95655	Date Sampled:	Oct 15, 1996
		Date Received:	Oct 17, 1996
		Date Extracted:	Oct 25, 1996
		Date Analyzed:	Oct 25, 1996
		Invoice #:	7099
Project #:	769025	Project Name:	Cal Trans
Client ID:	CALTHAY-ER	LAB ID:	7099-282A
Matrix:	Water	Dilution:	1 : 1

Name	Amount	Reporting Limit	Units
20. 1,2-Dichloropropane	ND	0.5	ug/l
21. Cis-1,3 Dichloropropylene	ND	0.5	ug/l
22. Trans-1,3-Dichloropropylene	ND	0.5	ug/l
23. 1,1,2,2-Tetrachloroethane	ND	0.5	ug/l
24. Tetrachloroethylene	ND	0.5	ug/l
25. 1,1,1-Trichloroethane	ND	0.5	ug/l
26. 1,1,2-Trichloroethane	ND	0.5	ug/l
27. Trichloroethylene	ND	0.5	ug/l
28. Trichlorofluoromethane	ND	0.5	ug/l
29. Vinyl Chloride	ND	0.5	ug/l

Surrogate % Recovery 2-Bromo-1-chloropropane = 88%  
Surrogate % Recovery 1,4-Dichlorobutane = 74%

ppb = parts per billion = ug/l = micrograms per liter  
ppm = parts per million = ug/ml = micrograms per milliliter  
ND = Not Detected. Compound(s) may be present at concentrations below the reporting limit.



R. L. James, Principal Chemist

Nov 1, 1996

Date Reported

SPARGER TECHNOLOGY ANALYTICAL LABORATORY, INC. IS CERTIFIED BY THE STATE OF CALIFORNIA  
DEPARTMENT OF HEALTH SERVICES AS A HAZARDOUS WASTE TESTING LABORATORY

(Certification No. 1614)

8010282.XLS

**EPA Method 8010  
Halogenated Volatile Organics Analysis Report**

Attention: Mr. Mike Miller  
IT Corporation  
3634 Eknes St.  
Mather, CA 95655

Date Sampled: Oct 15, 1996  
Date Received: Oct 17, 1996  
Date Extracted: Oct 25, 1996  
Date Analyzed: Oct 25, 1996  
Invoice #: 7099

Project #: 769025

Project Name: Cal Trans

Client ID: 10-15-96-TB

LAB ID: 7099-283A

Matrix: Water

Dilution: 1 : 1

Name	Amount	Reporting Limit	Units
1. Bromodichloromethane	ND	0.5	ug/l
2. Bromoform	ND	0.5	ug/l
3. Bromomethane	ND	0.5	ug/l
4. Carbon tetrachloride	ND	0.5	ug/l
5. Chlorobenzene	ND	0.5	ug/l
6. Chloroethane	ND	0.5	ug/l
7. Chloroform	ND	0.5	ug/l
8. Chloromethane	ND	0.5	ug/l
9. Dibromochloromethane	ND	0.5	ug/l
10. 1,2-Dichlorobenzene	ND	0.5	ug/l
11. 1,3-Dichlorobenzene	ND	0.5	ug/l
12. 1,4-Dichlorobenzene	ND	0.5	ug/l
13. Dichlorodifluoromethane	ND	0.5	ug/l
14. 1,1-Dichloroethane	ND	0.5	ug/l
15. 1,2-Dichloroethane	ND	0.5	ug/l
16. 1,1-Dichloroethylene	ND	0.5	ug/l
17. Cis 1,2-Dichloroethylene	ND	0.5	ug/l
18. Trans-1,2-Dichloroethylene	ND	0.5	ug/l
19. Dichloromethane	ND	0.5	ug/l

ppb = parts per billion = ug/l = micrograms per liter

ppm = parts per million = ug/ml = micrograms per milliliter

ND = Not Detected. Compound(s) may be present at concentrations below the reporting limit.

8010283.XLS

**EPA Method 8010  
Halogenated Volatile Organics Analysis Report**

Attention: Mr. Mike Miller  
IT Corporation  
3634 Eknes St.  
Mather, CA 95655

Date Sampled: Oct 15, 1996  
Date Received: Oct 17, 1996  
Date Extracted: Oct 25, 1996  
Date Analyzed: Oct 25, 1996  
Invoice #: 7099

Project #: 769025

Project Name: Cal Trans

Client ID: 10-15-96-TB

LAB ID: 7099-283A

Matrix: Water

Dilution: 1 : 1

Name	Amount	Reporting Limit	Units
20. 1,2-Dichloropropane	ND	0.5	ug/l
21. Cis-1,3 Dichloropropylene	ND	0.5	ug/l
22. Trans-1,3-Dichloropropylene	ND	0.5	ug/l
23. 1,1,2,2-Tetrachloroethane	ND	0.5	ug/l
24. Tetrachloroethylene	ND	0.5	ug/l
25. 1,1,1-Trichloroethane	ND	0.5	ug/l
26. 1,1,2-Trichloroethane	ND	0.5	ug/l
27. Trichloroethylene	ND	0.5	ug/l
28. Trichlorofluoromethane	ND	0.5	ug/l
29. Vinyl Chloride	ND	0.5	ug/l

Surrogate % Recovery 2-Bromo-1-chloropropane = 109%  
Surrogate % Recovery 1,4-Dichlorobutane = 78%

ppb = parts per billion = ug/l = micrograms per liter  
ppm = parts per million = ug/ml = micrograms per milliliter  
ND = Not Detected. Compound(s) may be present at concentrations below the reporting limit.



R. L. James, Principal Chemist

Nov 1, 1996

Date Reported

SPARGER TECHNOLOGY ANALYTICAL LABORATORY, INC. IS CERTIFIED BY THE STATE OF CALIFORNIA  
DEPARTMENT OF HEALTH SERVICES AS A HAZARDOUS WASTE TESTING LABORATORY  
(Certification No. 1614)

8010283.XLS



**EPA Method 8010  
Halogenated Volatile Organics Analysis Report  
Method Blank**

Attention: Mr. Mike Miller  
IT Corporation  
3634 Eknes St.  
Mather, CA 95655

Date Sampled: Oct 16, 1996  
Date Received: Oct 17, 1996  
Date Extracted: Oct 24, 1996  
Date Analyzed: Oct 24, 1996  
Invoice #: 7099

Project #: 769025

Project Name: Cal Trans

Client ID: Method Blank

LAB ID: 7099-MB

Matrix: Water

Dilution: 1 : 1

Name	Amount	Reporting Limit	Units
1. Bromodichloromethane	ND	0.5	ug/l
2. Bromoform	ND	0.5	ug/l
3. Bromomethane	ND	0.5	ug/l
4. Carbon tetrachloride	ND	0.5	ug/l
5. Chlorobenzene	ND	0.5	ug/l
6. Chloroethane	ND	0.5	ug/l
7. Chloroform	ND	0.5	ug/l
8. Chloromethane	ND	0.5	ug/l
9. Dibromochloromethane	ND	0.5	ug/l
10. 1,2-Dichlorobenzene	ND	0.5	ug/l
11. 1,3-Dichlorobenzene	ND	0.5	ug/l
12. 1,4-Dichlorobenzene	ND	0.5	ug/l
13. Dichlorodifluoromethane	ND	0.5	ug/l
14. 1,1-Dichloroethane	ND	0.5	ug/l
15. 1,2-Dichloroethane	ND	0.5	ug/l
16. 1,1-Dichloroethylene	ND	0.5	ug/l
17. Cis 1,2-Dichloroethylene	ND	0.5	ug/l
18. Trans-1,2-Dichloroethylene	ND	0.5	ug/l
19. Dichloromethane	ND	0.5	ug/l

ppb = parts per billion = ug/l = micrograms per liter

ppm = parts per million = ug/ml = micrograms per milliliter

ND = Not Detected. Compound(s) may be present at concentrations below the reporting limit.

8010MBW.XLS

**EPA Method 8010  
Halogenated Volatile Organics Analysis Report  
Method Blank**

Attention:	Mr. Mike Miller IT Corporation 3634 Eknes St. Mather, CA 95655	Date Sampled:	Oct 16, 1996
		Date Received:	Oct 17, 1996
		Date Extracted:	Oct 24, 1996
		Date Analyzed:	Oct 24, 1996
		Invoice #:	7099
Project #:	769025	Project Name:	Cal Trans
Client ID:	Method Blank	LAB ID:	7099-MB
Matrix:	Water	Dilution:	1 : 1

Name	Amount	Reporting Limit	Units
20. 1,2-Dichloropropane	ND	0.5	ug/l
21. Cis-1,3 Dichloropropylene	ND	0.5	ug/l
22. Trans-1,3-Dichloropropylene	ND	0.5	ug/l
23. 1,1,2,2-Tetrachloroethane	ND	0.5	ug/l
24. Tetrachloroethylene	ND	0.5	ug/l
25. 1,1,1-Trichloroethane	ND	0.5	ug/l
26. 1,1,2-Trichloroethane	ND	0.5	ug/l
27. Trichloroethylene	ND	0.5	ug/l
28. Trichlorofluoromethane	ND	0.5	ug/l
29. Vinyl Chloride	ND	0.5	ug/l

Surrogate % Recovery 2-Bromo-1-chloropropane = 94%  
Surrogate % Recovery 1,4-Dichlorobutane = 78%

ppb = parts per billion = ug/l = micrograms per liter  
ppm = parts per million = ug/ml = micrograms per milliliter  
ND = Not Detected. Compound(s) may be present at concentrations below the reporting limit.



R. L. James, Principal Chemist

Nov 1, 1996

Date Reported

SPARGER TECHNOLOGY ANALYTICAL LABORATORY, INC. IS CERTIFIED BY THE STATE OF CALIFORNIA  
DEPARTMENT OF HEALTH SERVICES AS A HAZARDOUS WASTE TESTING LABORATORY  
(Certification No. 1614)

8010MBW.XLS

**EPA Method 8010  
Halogenated Volatile Organics Analysis Report  
Method Blank**

Attention: Mr. Mike Miller  
IT Corporation  
3634 Eknes St.  
Mather, CA 95655

Date Sampled: Oct 16, 1996  
Date Received: Oct 17, 1996  
Date Extracted: Oct 28, 1996  
Date Analyzed: Oct 28, 1996  
Invoice #: 7099

Project #: 769025

Project Name: Cal Trans

Client ID: Method Blank

LAB ID: 7099-MB2

Matrix: Soil

Dilution: 1 : 1

Name	Amount	Reporting Limit	Units
1. Bromodichloromethane	ND	0.5	ug/kg
2. Bromoform	ND	0.5	ug/kg
3. Bromomethane	ND	0.5	ug/kg
4. Carbon tetrachloride	ND	0.5	ug/kg
5. Chlorobenzene	ND	0.5	ug/kg
6. Chloroethane	ND	0.5	ug/kg
7. Chloroform	ND	0.5	ug/kg
8. Chloromethane	ND	0.5	ug/kg
9. Dibromochloromethane	ND	0.5	ug/kg
10. 1,2-Dichlorobenzene	ND	0.5	ug/kg
11. 1,3-Dichlorobenzene	ND	0.5	ug/kg
12. 1,4-Dichlorobenzene	ND	0.5	ug/kg
13. Dichlorodifluoromethane	ND	0.5	ug/kg
14. 1,1-Dichloroethane	ND	0.5	ug/kg
15. 1,2-Dichloroethane	ND	0.5	ug/kg
16. 1,1-Dichloroethylene	ND	0.5	ug/kg
17. Cis-1,2 Dichloroethylene	ND	0.5	ug/kg
18. Trans-1,2-Dichloroethylene	ND	0.5	ug/kg
19. Dichloromethane	ND	0.5	ug/kg

ppb = parts per billion = ug/kg = micrograms per kilogram

ppm = parts per million = ug/g = micrograms per gram

ND = Not Detected. Compound(s) may be present at concentrations below the reporting limit.

8010MBS.XLS

**EPA Method 8010  
Halogenated Volatile Organics Analysis Report  
Method Blank**

Attention:	Mr. Mike Miller IT Corporation 3634 Eknes St. Mather, CA 95655	Date Sampled:	Oct 16, 1996
		Date Received:	Oct 17, 1996
		Date Extracted:	Oct 28, 1996
		Date Analyzed:	Oct 28, 1996
		Invoice #:	7099
Project #:	769025	Project Name:	Cal Trans
Client ID:	Method Blank	LAB ID:	7099-MB2
Matrix:	Soil	Dilution:	1 : 1

Name	Amount	Reporting Limit	Units
20. 1,2-Dichloropropane	ND	0.5	ug/kg
21. Cis-1,3 Dichloropropylene	ND	0.5	ug/kg
22. Trans-1,3-Dichloropropylene	ND	0.5	ug/kg
23. 1,1,2,2-Tetrachloroethane	ND	0.5	ug/kg
24. Tetrachloroethylene	ND	0.5	ug/kg
25. 1,1,1-Trichloroethane	ND	0.5	ug/kg
26. 1,1,2-Trichloroethane	ND	0.5	ug/kg
27. Trichloroethylene	ND	0.5	ug/kg
28. Trichlorofluoromethane	ND	0.5	ug/kg
29. Vinyl Chloride	ND	0.5	ug/kg

Surrogate % Recovery 2-Bromo-1-chloropropane = 114%  
Surrogate % Recovery 1,4-Dichlorobutane = 82%

ppb = parts per billion = ug/kg = micrograms per kilogram

ppm = parts per million = ug/g = micrograms per gram

ND = Not Detected. Compound(s) may be present at concentrations below the reporting limit.

*R. L. James*

R. L. James, Principal Chemist

Nov 1, 1996

Date Reported

SPARGER TECHNOLOGY ANALYTICAL LABORATORY, INC. IS CERTIFIED BY THE STATE OF CALIFORNIA  
DEPARTMENT OF HEALTH SERVICES AS A HAZARDOUS WASTE TESTING LABORATORY  
(Certification No. 1614)

8010MBS.XLS

**EPA Method 8010 GC Analysis Report  
Laboratory Control Spike (LCS) and  
Laboratory Control Spike Duplicate (LCSD)**

Attention: Mr. Mike Miller  
IT Corporation  
3634 Eknes St.  
Mather, CA 95655

Date Sampled: Oct 16, 1996  
Date Received: Oct 17, 1996  
Date Extracted: Oct 24, 1996  
Date Analyzed: Oct 24, 1996  
Invoice #: 7099

Project #: 769025  
Client ID: LCS/LCSD (Batch)  
Matrix: Water

Project Name: Cal Trans  
LAB ID: 7099-LCS  
7099-LCSD  
Dilution:

UNITS = ug/l

Compound	Sample Conc	Spike Added	Spike Result	Dup. Result	Spike % Rec	Dup. % Rec	RPD	QC RPD	Limits % Rec
1,1-Dichloroethane	ND	10	8.4	8.0	84%	80%	5%	20	64-130
Trichloroethene	ND	10	8.1	7.9	81%	79%	2%	20	71-130
1,2-Dichloropropane	ND	10	7.8	8.4	78%	84%	7%	20	73-120
Chlorobenzene	ND	10	8.9	8.6	89%	86%	3%	20	72-120
1,2-Dichlorobenzene	ND	10	8.5	8.3	85%	83%	2%	20	77-120
Surrogate % Recovery of 2-Bromo-1-Chloropropane				93%	LCS	79%	LCSD		
Surrogate % Recovery of 1,4-Dichlorobutane =				82%	LCS	72%	LCSD		

ppb = parts per billion = ug/l = micrograms per liter

ppm = parts per million = ug/ml = micrograms per milliliter

ND = Not Detected. Compound(s) may be present at concentrations below the detection limit.



R. L. James, Principal Chemist

Nov 1, 1996

Date Reported

SPARGER TECHNOLOGY ANALYTICAL LABORATORY, INC. IS CERTIFIED BY THE STATE OF CALIFORNIA  
DEPARTMENT OF HEALTH SERVICES AS A HAZARDOUS WASTE TESTING LABORATORY  
(Certification No. 1614)

8010LCSW.XLS

**EPA Method 8010 GC Analysis Report  
Laboratory Control Spike (LCS)  
and Laboratory Control Spike Duplicate (LCSD)**

Attention: Mr. Mike Miller  
IT Corporation  
3634 Eknes St.  
Mather, CA 95655

Date Sampled: Oct 16, 1996  
Date Received: Oct 17, 1996  
Date Extracted: Oct 28, 1996  
Date Analyzed: Oct 28, 1996  
Invoice #: 7099

Project #: 769025

Project Name: Cal Trans

Client ID: LCS/LCSD

LAB ID: 7099-LCS2  
7099-LCSD2

Matrix: Soil

Dilution:

UNITS = ug/kg

Compound	Sample Conc	Spike (ppb) Added	Spike Result	Dup. Result	Spike % Rec	Dup. % Rec	RPD	QC RPD	Limits % Rec
1,1-Dichloroethane	ND	10	9.9	10	99%	100%	1%	20	64-130
Trichloroethene	ND	10	7.3	8.0	73%	80%	9%	20	71-130
1,2-Dichloropropane	ND	10	7.8	9.2	78%	92%	16%	20	73-120
Chlorobenzene	ND	10	8.0	8.6	80%	86%	7%	20	72-120
1,2-Dichlorobenzene	ND	10	10	10	100%	100%	0%	20	77-120
Surrogate % Recovery of 2-Bromo-1-Chloropropane =				98%	LCS	74%	LCSD		
Surrogate % Recovery of 1,4-Dichlorobutane =				104%	LCS	81%	LCSD		

ppb = parts per billion = ug/kg = micrograms per kilograms

ppm = parts per million = ug/g = micrograms per grams

ND = Not Detected. Compound(s) may be present at concentrations below the detection limit.



R. L. James, Principal Chemist

Nov 1, 1996

Date Reported

SPARGER TECHNOLOGY ANALYTICAL LABORATORY, INC. IS CERTIFIED BY THE STATE OF CALIFORNIA  
DEPARTMENT OF HEALTH SERVICES AS A HAZARDOUS WASTE TESTING LABORATORY  
(Certification No. 1614)

8010LCSS.XLS

**8010 GC Analysis Report  
Matrix Control Spike (MS) and Matrix Spike Duplicate (MSD)**

Attention: Mr. Mike Miller  
IT Corporation  
3634 Eknes St.  
Mather, CA 95655

Date Sampled: Oct 16, 1996  
Date Received: Oct 17, 1996  
Date Extracted: Oct 24, 1996  
Date Analyzed: Oct 24, 1996  
Invoice #: 7099

Project #: 769025

Project Name: Cal Trans

Client ID: MS/MSD (Batch)

LAB ID: 7096-005MS  
7096-005MSD

Matrix: Water

Dilution:

UNITS = ug/l

Compound	Sample Conc	Spike Added	Spike Result	Dup. Result	Spike % Rec	Dup. % Rec	RPD	QC RPD	Limits % Rec
1,1-Dichloroethane	ND	10	8.0	11	80%	110%	32%	20	51-130
Trichloroethene	ND	10	7.0	8.0	70%	80%	13%	20	72-130
1,2-Dichloropropane	ND	10	7.0	10	70%	100%	35%	20	67-120
Chlorobenzene	ND	10	11	13	110%	130%	17%	20	59-130
1,2-Dichlorobenzene	ND	10	7.0	7.0	70%	70%	0%	20	60-140
Surrogate % Recovery of 2-Bromo-1-Chloropropane =				97%	MS	80%	MSD		
Surrogate % Recovery of 1,4-Dichlorobutane =				78%	MS	97%	MSD		

ppb = parts per billion = ug/l = micrograms per liter

ppm = parts per million = ug/ml = micrograms per milliliter

ND = Not Detected. Compound(s) may be present at concentrations below the detection limit.



R. L. James, Principal Chemist

Nov 1, 1996

Date Reported

SPARGER TECHNOLOGY ANALYTICAL LABORATORY, INC. IS CERTIFIED BY THE STATE OF CALIFORNIA  
DEPARTMENT OF HEALTH SERVICES AS A HAZARDOUS WASTE TESTING LABORATORY  
(Certification No. 1614)

8010MSW.XLS

**EPA Method 8010 GC Analysis Report  
Matrix Spike Control (MS) and Matrix Spike Duplicate (MSD)**

Attention: Mr. Mike Miller  
IT Corporation  
3634 Eknes St.  
Mather, CA 95655

Date Sampled: Oct 16, 1996  
Date Received: Oct 17, 1996  
Date Extracted: Oct 28, 1996  
Date Analyzed: Oct 28, 1996  
Invoice #: 7099

Project #: 769025

Project Name: Cal Trans

Client ID: MS/MSD (B1-10-6)

LAB ID: 7099-018MS2  
7099-018MSD2

Matrix: Soil

Dilution:

UNITS = ug/kg

Compound	Sample Conc	Spike Added	Spike Result	Dup. Result	Spike % Rec	Dup. % Rec	RPD	QC RPD	Limits % Rec
1,1-Dichloroethane	ND	10	7.0	10	70%	100%	35%	20	51-130
Trichloroethene	ND	10	7.1	11	71%	110%	43%	20	72-130
1,2-Dichloropropane	ND	10	9.0	10	90%	100%	11%	20	67-120
Chlorobenzene	ND	10	8.0	11	80%	110%	32%	20	59-130
1,2-Dichlorobenzene	ND	10	8.4	7.5	84%	75%	11%	20	60-140
Surrogate % Recovery of 2-Bromo-1-Chloropropane =				110%	MS	134%	MSD		
Surrogate % Recovery of 1,4-Dichlorobutane =				72%	MS	103%	MSD		

ppb = parts per billion = ug/kg = micrograms per kilogram

ppm = parts per million = ug/g = micrograms per gram

ND = Not Detected. Compound(s) may be present at concentrations below the detection limit.



R. L. James, Principal Chemist

Nov 1, 1996

Date Reported

SPARGER TECHNOLOGY ANALYTICAL LABORATORY, INC. IS CERTIFIED BY THE STATE OF CALIFORNIA  
DEPARTMENT OF HEALTH SERVICES AS A HAZARDOUS WASTE TESTING LABORATORY  
(Certification No. 1614)

8010MSS.XLS



**EPA Method 6010  
Lead**

Attention: Mr. Mike Miller  
IT Corporation  
3634 Eknes St.  
Mather, CA 95655

Date Sampled: Oct 16, 1996  
Date Received: Oct 17, 1996  
Date Digested: Oct 18, 1996  
Date Analyzed: Oct 21, 1996  
Invoice #: 7099

Project #: 769025

Project Name: Cal Trans

Matrix: Soil

Dilution: 1: 1

Name	Client ID	LAB ID	Concentration	Reporting Limit	Units
Lead (Pb)	B1-10-6	7099-020A	23	2.0	mg/kg
Lead (Pb)	B1-10-30	7099-023A	4.1	2.0	mg/kg
Lead (Pb)	B1-10-78	7099-029A	ND	2.0	mg/kg
Lead (Pb)	B1-11-6	7099-037A	2.0	2.0	mg/kg
Lead (Pb)	B1-11-30	7099-039A	2.6	2.0	mg/kg
Lead (Pb)	B1-11-78	7099-044A	3.0	2.0	mg/kg
Lead (Pb)	B1-8-78	7099-052A	2.3	2.0	mg/kg
Lead (Pb)	B1-9-1	7099-057A	84	2.0	mg/kg
Lead (Pb)	B1-9-6	7099-059A	59	2.0	mg/kg
Lead (Pb)	B1-9-30	7099-061A	2.6	2.0	mg/kg

ppm = parts per million = mg/kg = milligram per kilogram

ND = Not Detected. Compound(s) may be present at concentrations below the detection limit.

*Lionora Abellanosa*  
L. Abellanosa, Inorganics Supervisor

Oct 22, 1996  
Date Reported

SPARGER TECHNOLOGY ANALYTICAL LABORATORY, INC. IS CERTIFIED BY THE STATE OF CALIFORNIA  
DEPARTMENT OF HEALTH SERVICES AS A HAZARDOUS WASTE TESTING LABORATORY  
(Certification No. 1614)

6010020.XLS

**EPA Method 6010  
Lead**

Attention: Mr. Mike Miller  
IT Corporation  
3634 Eknes St.  
Mather, CA 95655

Date Sampled: Oct 16, 1996  
Date Received: Oct 17, 1996  
Date Digested: Oct 18, 1996  
Date Analyzed: Oct 21, 1996  
Invoice #: 7099

Project #: 769025

Project Name: Cal Trans

Matrix: Soil

Dilution: 1: 1

Name	Client ID	LAB ID	Concentration	Reporting Limit	Units
Lead (Pb)	B1-9-78	7099-065A	ND	2.0	mg/kg
Lead (Pb)	B1-7-6	7099-077A	62	2.0	mg/kg
Lead (Pb)	B1-7-30	7099-079A	2.5	2.0	mg/kg
Lead (Pb)	B1-7-78	7099-084A	4.0	2.0	mg/kg
Lead (Pb)	B1-8-1	7099-089A	84	2.0	mg/kg
Lead (Pb)	B1-8-6	7099-091A	ND	2.0	mg/kg
Lead (Pb)	B1-8-30	7099-093A	ND	2.0	mg/kg
Lead (Pb)	B1-5-1	7099-097A	23	2.0	mg/kg
Lead (Pb)	B1-5-6	7099-099A	149	2.0	mg/kg
Lead (Pb)	B1-5-30	7099-101A	2.7	2.0	mg/kg

ppm = parts per million = mg/kg = milligram per kilogram

ND = Not Detected. Compound(s) may be present at concentrations below the detection limit.

*Leonora Abellanosa*

L. Abellanosa, Inorganics Supervisor

Oct 22, 1996

Date Reported

SPARGER TECHNOLOGY ANALYTICAL LABORATORY, INC. IS CERTIFIED BY THE STATE OF CALIFORNIA  
DEPARTMENT OF HEALTH SERVICES AS A HAZARDOUS WASTE TESTING LABORATORY  
(Certification No. 1614)

6010065.XLS

**EPA Method 6010  
Lead**

Attention: Mr. Mike Miller  
IT Corporation  
3634 Eknes St.  
Mather, CA 95655

Date Sampled: Oct 16, 1996  
Date Received: Oct 17, 1996  
Date Digested: Oct 18, 1996  
Date Analyzed: Oct 21, 1996  
Invoice #: 7099

Project #: 769025

Project Name: Cal Trans

Matrix: Soil

Dilution: 1: 1

Name	Client ID	LAB ID	Concentration	Reporting Limit	Units
Lead (Pb)	B1-5-78	7099-105A	3.1	2.0	mg/kg
Lead (Pb)	B1-6-6	7099-112A	395	2.0	mg/kg
Lead (Pb)	B1-6-30	7099-115A	3.3	2.0	mg/kg
Lead (Pb)	B1-6-78	7099-120A	2.4	2.0	mg/kg
Lead (Pb)	B1-3-6	7099-125A	172	2.0	mg/kg
Lead (Pb)	B1-3-30	7099-128A	2.3	2.0	mg/kg
Lead (Pb)	B1-3-78	7099-133A	3.4	2.0	mg/kg
Lead (Pb)	B1-4-6	7099-142A	44	2.0	mg/kg
Lead (Pb)	B1-4-30	7099-145A	2.5	2.0	mg/kg
Lead (Pb)	B1-4-78	7099-150A	313	2.0	mg/kg

ppm = parts per million = mg/kg = milligram per kilogram

ND = Not Detected. Compound(s) may be present at concentrations below the detection limit.

*Leonora Abellanosa*  
L. Abellanosa, Inorganics Supervisor

Oct 22, 1996  
Date Reported

SPARGER TECHNOLOGY ANALYTICAL LABORATORY, INC. IS CERTIFIED BY THE STATE OF CALIFORNIA  
DEPARTMENT OF HEALTH SERVICES AS A HAZARDOUS WASTE TESTING LABORATORY  
(Certification No. 1614)

6010105.XLS

**EPA Method 6010  
Lead**

Attention: Mr. Mike Miller  
IT Corporation  
3634 Eknes St.  
Mather, CA 95655

Date Sampled: Oct 16, 1996  
Date Received: Oct 17, 1996  
Date Digested: Oct 18, 1996  
Date Analyzed: Oct 21, 1996  
Invoice #: 7099

Project #: 769025

Project Name: Cal Trans

Matrix: Soil

Dilution: 1: 1

Name	Client ID	LAB ID	Concentration	Reporting Limit	Units
Lead (Pb)	B1-1-6	7099-155A	149	2.0	mg/kg
Lead (Pb)	B1-1-30	7099-157A	2.9	2.0	mg/kg
Lead (Pb)	B1-1-78	7099-162A	2.9	2.0	mg/kg
Lead (Pb)	B1-2-1	7099-167A	138	2.0	mg/kg
Lead (Pb)	B1-2-6	7099-169A	397	2.0	mg/kg
Lead (Pb)	B1-2-30	7099-171A	ND	2.0	mg/kg
Lead (Pb)	B1-2-78	7099-175A	ND	2.0	mg/kg

ppm = parts per million = mg/kg = milligram per kilogram

ND = Not Detected. Compound(s) may be present at concentrations below the detection limit.

*Leonora Abellanosa*  
L. Abellanosa, Inorganics Supervisor

Oct 22, 1996  
Date Reported

SPARGER TECHNOLOGY ANALYTICAL LABORATORY, INC. IS CERTIFIED BY THE STATE OF CALIFORNIA  
DEPARTMENT OF HEALTH SERVICES AS A HAZARDOUS WASTE TESTING LABORATORY  
(Certification No. 1614)

6010155.XLS

**EPA Method 6010  
Lead**

Attention: Mr. Mike Miller  
IT Corporation  
3634 Eknes St.  
Mather, CA 95655

Date Sampled: Oct 15, 1996  
Date Received: Oct 17, 1996  
Date Digested: Oct 18, 1996  
Date Analyzed: Oct 21, 1996  
Invoice #: 7099

Project #: 769025

Project Name: Cal Trans

Matrix: Soil

Dilution: 1: 1

Name	Client ID	LAB ID	Concentration	Reporting Limit	Units
Lead (Pb)	B2-1-1	7099-178A	46	2.0	mg/kg
Lead (Pb)	B2-1-6	7099-180A	4.0	2.0	mg/kg
Lead (Pb)	B2-1-30	7099-182A	ND	2.0	mg/kg
Lead (Pb)	B2-2-6	7099-185A	ND	2.0	mg/kg
Lead (Pb)	B2-2-30	7099-187A	ND	2.0	mg/kg
Lead (Pb)	B2-2-78	7099-191A	ND	2.0	mg/kg
Lead (Pb)	B2-3-6	7099-197A	8.6	2.0	mg/kg
Lead (Pb)	B2-3-30	7099-199A	ND	2.0	mg/kg
Lead (Pb)	B2-3-78	7099-203A	ND	2.0	mg/kg
Lead (Pb)	B2-4-1	7099-208A	92	2.0	mg/kg

ppm = parts per million = mg/kg = milligram per kilogram

ND = Not Detected. Compound(s) may be present at concentrations below the detection limit.

*Louisa Abellanosa*  
L. Abellanosa, Inorganics Supervisor

Oct 22, 1996  
Date Reported

SPARGER TECHNOLOGY ANALYTICAL LABORATORY, INC. IS CERTIFIED BY THE STATE OF CALIFORNIA  
DEPARTMENT OF HEALTH SERVICES AS A HAZARDOUS WASTE TESTING LABORATORY  
(Certification No. 1614)

6010178.XLS

**EPA Method 6010  
Lead**

Attention:	Mr. Mike Miller IT Corporation 3634 Eknes St. Mather, CA 95655	Date Sampled:	Oct 15, 1996
		Date Received:	Oct 17, 1996
		Date Digested:	Oct 18, 1996
		Date Analyzed:	Oct 21, 1996
		Invoice #:	7099
Project #:	769025	Project Name:	Cal Trans
Matrix:	Soil	Dilution:	1: 1

Name	Client ID	LAB ID	Concentration	Reporting Limit	Units
Lead (Pb)	B2-4-6	7099-210A	ND	2.0	mg/kg
Lead (Pb)	B2-4-30	7099-212A	ND	2.0	mg/kg
Lead (Pb)	B2-4-78	7099-216A	ND	2.0	mg/kg
Lead (Pb)	B2-5-6	7099-220A	ND	2.0	mg/kg
Lead (Pb)	B2-5-30	7099-222A	3.9	2.0	mg/kg
Lead (Pb)	B2-5-78	7099-227A	18	2.0	mg/kg
Lead (Pb)	B2-6-6	7099-233A	ND	2.0	mg/kg
Lead (Pb)	B2-6-30	7099-235A	ND	2.0	mg/kg
Lead (Pb)	B2-6-78	7099-239A	42	2.0	mg/kg
Lead (Pb)	B2-7-1	7099-244A	27	2.0	mg/kg

ppm = parts per million = mg/kg = milligram per kilogram  
 ND = Not Detected. Compound(s) may be present at concentrations below the detection limit.

*Leonora Abellanosa*  
 L. Abellanosa, Inorganics Supervisor

Oct 22, 1996  
 Date Reported

SPARGER TECHNOLOGY ANALYTICAL LABORATORY, INC. IS CERTIFIED BY THE STATE OF CALIFORNIA  
 DEPARTMENT OF HEALTH SERVICES AS A HAZARDOUS WASTE TESTING LABORATORY  
 (Certification No. 1614)

6010210.XLS

**EPA Method 6010  
Lead**

Attention: Mr. Mike Miller  
IT Corporation  
3634 Eknes St.  
Mather, CA 95655

Date Sampled: Oct 15, 1996  
Date Received: Oct 17, 1996  
Date Digested: Oct 18, 1996  
Date Analyzed: Oct 21, 1996  
Invoice #: 7099

Project #: 769025

Project Name: Cal Trans

Matrix: Soil

Dilution: 1: 1

Name	Client ID	LAB ID	Concentration	Reporting Limit	Units
Lead (Pb)	B2-7-6	7099-246A	12	2.0	mg/kg
Lead (Pb)	B2-7-30	7099-248A	ND	2.0	mg/kg
Lead (Pb)	B2-7-78	7099-252A	ND	2.0	mg/kg
Lead (Pb)	B2-8-12	7099-258A	20	2.0	mg/kg
Lead (Pb)	B2-8-78	7099-263A	18	2.0	mg/kg
Lead (Pb)	B2-9-1	7099-268A	33	2.0	mg/kg
Lead (Pb)	B2-9-6	7099-270A	6.7	2.0	mg/kg
Lead (Pb)	B2-9-30	7099-272A	ND	2.0	mg/kg
Lead (Pb)	B2-9-78	7099-277A	11	2.0	mg/kg

ppm = parts per million = mg/kg = milligram per kilogram

ND = Not Detected. Compound(s) may be present at concentrations below the detection limit.

*Lionora Abellanosa*  
L. Abellanosa, Inorganics Supervisor

Oct 22, 1996  
Date Reported

SPARGER TECHNOLOGY ANALYTICAL LABORATORY, INC. IS CERTIFIED BY THE STATE OF CALIFORNIA  
DEPARTMENT OF HEALTH SERVICES AS A HAZARDOUS WASTE TESTING LABORATORY  
(Certification No. 1614)

6010246.XLS

**EPA Method 6010  
Lead  
Method Blank**

Attention:	Mr. Mike Miller IT Corporation 3634 Eknes St. Mather, CA 95655	Date Sampled:	Oct 16, 1996
		Date Received:	Oct 17, 1996
		Date Digested:	Oct 18, 1996
		Date Analyzed:	Oct 21, 1996
		Invoice #:	7099
Project #:	769025	Project Name:	Cal Trans
Client ID:	Method Blank	LAB ID:	MB961018A
Matrix:	Soil	Dilution:	1 1

Name	Concentration	Reporting Limit	Units
Lead (Pb)	ND	2.0	mg/kg

ppm = parts per million = mg/kg = milligram per kilogram

ND = Not Detected. Compound(s) may be present at concentrations below the detection limit.

*Lionora Abellanosa*  
L. Abellanosa, Inorganics Supervisor

Oct 22, 1996  
Date Reported

SPARGER TECHNOLOGY ANALYTICAL LABORATORY, INC. IS CERTIFIED BY THE STATE OF CALIFORNIA  
DEPARTMENT OF HEALTH SERVICES AS A HAZARDOUS WASTE TESTING LABORATORY  
(Certification No. 1614)

6010MBS.XLS



**EPA Method 6010  
Lead  
Method Blank**

Attention:	Mr. Mike Miller IT Corporation 3634 Eknes St. Mather, CA 95655	Date Sampled:	Oct 16, 1996
		Date Received:	Oct 17, 1996
		Date Digested:	Oct 18, 1996
		Date Analyzed:	Oct 21, 1996
		Invoice #:	7099
Project #:	769025	Project Name:	Cal Trans
Client ID:	Method Blank	LAB ID:	MB961018B
Matrix:	Soil	Dilution:	1 1

Name	Concentration	Reporting Limit	Units
Lead (Pb)	ND	2.0	mg/kg

ppm = parts per million = mg/kg = milligram per kilogram

ND = Not Detected. Compound(s) may be present at concentrations below the detection limit.

*Lionora Abellanosa*  
L. Abellanosa, Inorganics Supervisor

Oct 22, 1996  
Date Reported

SPARGER TECHNOLOGY ANALYTICAL LABORATORY, INC. IS CERTIFIED BY THE STATE OF CALIFORNIA  
DEPARTMENT OF HEALTH SERVICES AS A HAZARDOUS WASTE TESTING LABORATORY  
(Certification No. 1614)

6010MBS2.XLS

**EPA Method 6010  
Lead  
Method Blank**

Attention:	Mr. Mike Miller IT Corporation 3634 Eknes St. Mather, CA 95655	Date Sampled:	Oct 16, 1996
		Date Received:	Oct 17, 1996
		Date Digested:	Oct 18, 1996
		Date Analyzed:	Oct 21, 1996
		Invoice #:	7099
Project #:	769025	Project Name:	Cal Trans
Client ID:	Method Blank	LAB ID:	MB961018C
Matrix:	Soil	Dilution:	1 1

Name	Concentration	Reporting Limit	Units
Lead (Pb)	ND	2.0	mg/kg

ppm = parts per million = mg/kg = milligram per kilogram

ND = Not Detected. Compound(s) may be present at concentrations below the detection limit.

*Luzmaria Abellanosa*  
L. Abellanosa, Inorganics Supervisor

Oct 22, 1996  
Date Reported

SPARGER TECHNOLOGY ANALYTICAL LABORATORY, INC. IS CERTIFIED BY THE STATE OF CALIFORNIA  
DEPARTMENT OF HEALTH SERVICES AS A HAZARDOUS WASTE TESTING LABORATORY  
(Certification No. 1614)

6010MBS3.XLS

**EPA Method 6010  
Lead  
Method Blank**

Attention:	Mr. Mike Miller IT Corporation 3634 Eknes St. Mather, CA 95655	Date Sampled:	Oct 16, 1996
		Date Received:	Oct 17, 1996
		Date Digested:	Oct 18, 1996
		Date Analyzed:	Oct 21, 1996
		Invoice #:	7099
Project #:	769025	Project Name:	Cal Trans
Client ID:	Method Blank	LAB ID:	MB961018D
Matrix:	Soil	Dilution:	1 1

Name	Concentration	Reporting Limit	Units
Lead (Pb)	ND	2.0	mg/kg

ppm = parts per million = mg/kg = milligram per kilogram

ND = Not Detected. Compound(s) may be present at concentrations below the detection limit.

*Lionora Abellanosa*  
L. Abellanosa, Inorganics Supervisor

Oct 22, 1996  
Date Reported

SPARGER TECHNOLOGY ANALYTICAL LABORATORY, INC. IS CERTIFIED BY THE STATE OF CALIFORNIA  
DEPARTMENT OF HEALTH SERVICES AS A HAZARDOUS WASTE TESTING LABORATORY  
(Certification No. 1614)

6010MBS4.XLS

**EPA Method 6010  
Lead  
LCS / LCSD Recoveries**

Attention: Mr. Mike Miller  
IT Corporation  
3634 Eknes St.  
Mather, CA 95655

Date Sampled: Oct 16, 1996  
Date Received: Oct 17, 1996  
Date Digested: Oct 18, 1996  
Date Analyzed: Oct 21, 1996  
Invoice #: 7099

Project #: 769025

Project Name: Cal Trans

Client ID: LCS/LCSD

LAB ID: 961018A

Matrix: Soil

Dilution:

Units : (mg/kg)

Element	Spike Conc.	LCS	% Recovery	Duplicate LCS	Duplicate % Recovery	% RSD
Lead (Pb)	50.0	55.0	110%	49.3	98.6%	11%

ppm = parts per million = mg/kg = milligram per kilogram

ND = Not Detected. Compound(s) may be present at concentrations below the detection limit.

*Luzerna Abellanosa*

L. Abellanosa, Inorganics Supervisor

Oct 22, 1996

Date Reported

SPARGER TECHNOLOGY ANALYTICAL LABORATORY, INC. IS CERTIFIED BY THE STATE OF CALIFORNIA  
DEPARTMENT OF HEALTH SERVICES AS A HAZARDOUS WASTE TESTING LABORATORY  
(Certification No. 1614)

6010LCSS.XLS

**EPA Method 6010  
Lead  
LCS / LCSD Recoveries**

Attention: Mr. Mike Miller  
IT Corporation  
3634 Eknes St.  
Mather, CA 95655

Date Sampled: Oct 16, 1996  
Date Received: Oct 17, 1996  
Date Digested: Oct 18, 1996  
Date Analyzed: Oct 21, 1996  
Invoice #: 7099

Project #: 769025

Project Name: Cal Trans

Client ID: LCS/LCSD

LAB ID: 961018B

Matrix: Soil

Dilution:

Units : (mg/kg)

Element	Spike Conc.	LCS	% Recovery	Duplicate LCS	Duplicate % Recovery	% RSD
Lead (Pb)	50.0	56.0	112%	48.6	97.2%	14%

ppm = parts per million = mg/kg = milligram per kilogram

ND = Not Detected. Compound(s) may be present at concentrations below the detection limit.

*Louisa Abellanosa*

L. Abellanosa, Inorganics Supervisor

Oct 22, 1996

Date Reported

SPARGER TECHNOLOGY ANALYTICAL LABORATORY, INC. IS CERTIFIED BY THE STATE OF CALIFORNIA  
DEPARTMENT OF HEALTH SERVICES AS A HAZARDOUS WASTE TESTING LABORATORY  
(Certification No. 1614)

6010LCS2.XLS

**EPA Method 6010  
Lead  
LCS / LCSD Recoveries**

Attention: Mr. Mike Miller  
IT Corporation  
3634 Eknes St.  
Mather, CA 95655

Date Sampled: Oct 16, 1996  
Date Received: Oct 17, 1996  
Date Digested: Oct 18, 1996  
Date Analyzed: Oct 21, 1996  
Invoice #: 7099

Project #: 769025

Project Name: Cal Trans

Client ID: LCS/LCSD

LAB ID: 961018C

Matrix: Soil

Dilution:

Units : (mg/kg)

Element	Spike Conc.	LCS	% Recovery	Duplicate LCS	Duplicate % Recovery	% RSD
Lead (Pb)	50.0	55.7	111%	52.7	105%	5.5%

ppm = parts per million = mg/kg = milligram per kilogram

ND = Not Detected. Compound(s) may be present at concentrations below the detection limit.

*Lianora Abellanosa*  
L. Abellanosa, Inorganics Supervisor

Oct 22, 1996  
Date Reported

SPARGER TECHNOLOGY ANALYTICAL LABORATORY, INC. IS CERTIFIED BY THE STATE OF CALIFORNIA  
DEPARTMENT OF HEALTH SERVICES AS A HAZARDOUS WASTE TESTING LABORATORY  
(Certification No. 1614)

6010LCS3.XLS

**EPA Method 6010  
Lead  
LCS / LCSD Recoveries**

Attention: Mr. Mike Miller  
IT Corporation  
3634 Eknes St.  
Mather, CA 95655

Date Sampled: Oct 16, 1996  
Date Received: Oct 17, 1996  
Date Digested: Oct 18, 1996  
Date Analyzed: Oct 21, 1996  
Invoice #: 7099

Project #: 769025

Project Name: Cal Trans

Client ID: LCS/LCSD

LAB ID: 961018D

Matrix: Soil

Dilution:

Units : (mg/kg)

Element	Spike Conc.	LCS	% Recovery	Duplicate LCS	Duplicate % Recovery	% RSD
Lead (Pb)	50.0	56.6	113%	52.4	105%	7.7%

ppm = parts per million = mg/kg = milligram per kilogram

ND = Not Detected. Compound(s) may be present at concentrations below the detection limit.

*Lionora abellanosa*

L. Abellanosa, Inorganics Supervisor

Oct 22, 1996

Date Reported

SPARGER TECHNOLOGY ANALYTICAL LABORATORY, INC. IS CERTIFIED BY THE STATE OF CALIFORNIA  
DEPARTMENT OF HEALTH SERVICES AS A HAZARDOUS WASTE TESTING LABORATORY  
(Certification No. 1614)

6010LCS4.XLS

**EPA Method 6010  
Lead  
MS/MSD Recoveries**

Attention: Mr. Mike Miller  
IT Corporation  
3634 Eknes St.  
Mather, CA 95655

Date Sampled: Oct 16, 1996  
Date Received: Oct 17, 1996  
Date Digested: Oct 18, 1996  
Date Analyzed: Oct 21, 1996  
Invoice #: 7099

Project #: 769025

Project Name: Cal Trans

Client ID:

LAB ID: 7099-020A

Matrix: Soil

Dilution:

Units : (mg/kg)

Element	Sample Conc.	Spike Conc.	MS	% Recovery	Duplicate MSD	Duplicate % Recovery	% RSD
Lead (Pb)	23.3	50.0	92.2	138%	71.8	97.0%	35%

ppm = parts per million = mg/Kg = milligram per kilogram

ND = Not Detected. Compound(s) may be present at concentrations below the detection limit.

Note: If sample concentration is higher than spike concentration, recoveries may be either high or low.

Note: If sample concentration is lower than spike concentration, recoveries may be either high or low due to matrix interference.

*Lionora Abellanosa*

L. Abellanosa, Inorganics Supervisor

Oct 22, 1996

Date Reported

SPARGER TECHNOLOGY ANALYTICAL LABORATORY, INC. IS CERTIFIED BY THE STATE OF CALIFORNIA  
DEPARTMENT OF HEALTH SERVICES AS A HAZARDOUS WASTE TESTING LABORATORY  
(Certification No. 1614)

6010MSS.XLS



**EPA Method 6010  
Lead  
MS/MSD Recoveries**

Attention: Mr. Mike Miller  
IT Corporation  
3634 Eknes St.  
Mather, CA 95655

Date Sampled: Oct 16, 1996  
Date Received: Oct 17, 1996  
Date Digested: Oct 18, 1996  
Date Analyzed: Oct 21, 1996  
Invoice #: 7099

Project #: 769025

Project Name: Cal Trans

Client ID:

LAB ID: 7099-105A

Matrix: Soil

Dilution:

Units : (mg/kg)

Element	Sample Conc.	Spike Conc.	MS	% Recovery	Duplicate MSD	Duplicate % Recovery	% RSD
Lead (Pb)	3.10	50.0	44.1	82.0%	44.7	83.2%	1.5%

ppm = parts per million = mg/Kg = milligram per kilogram

ND = Not Detected. Compound(s) may be present at concentrations below the detection limit.

Note: If sample concentration is higher than spike concentration, recoveries may be either high or low.

Note: If sample concentration is lower than spike concentration, recoveries may be either high or low due to matrix interference.

*Leonora Abellanosa*

L. Abellanosa, Inorganics Supervisor

Oct 22, 1996

Date Reported

SPARGER TECHNOLOGY ANALYTICAL LABORATORY, INC. IS CERTIFIED BY THE STATE OF CALIFORNIA  
DEPARTMENT OF HEALTH SERVICES AS A HAZARDOUS WASTE TESTING LABORATORY  
(Certification No. 1614)

6010MSS2.XLS

**EPA Method 6010  
Lead  
MS/MSD Recoveries**

Attention: Mr. Mike Miller  
IT Corporation  
3634 Eknes St.  
Mather, CA 95655

Date Sampled: Oct 15, 1996  
Date Received: Oct 17, 1996  
Date Digested: Oct 18, 1996  
Date Analyzed: Oct 21, 1996  
Invoice #: 7099

Project #: 769025

Project Name: Cal Trans

Client ID:

LAB ID: 7099-185A

Matrix: Soil

Dilution:

Units : (mg/kg)

Element	Sample Conc.	Spike Conc.	MS	% Recovery	Duplicate MSD	Duplicate % Recovery	% RSD
Lead (Pb)	ND	50.0	35.6	71.2%	30.6	61.2%	15%

ppm= parts per million = mg/Kg = milligram per kilogram

ND = Not Detected. Compound(s) may be present at concentrations below the detection limit.

Note: If sample concentration is higher than spike concentration, recoveries may be either high or low.

Note: If sample concentration is lower than spike concentration, recoveries may be either high or low due to matrix interference.

*L. Abellanosa*

L. Abellanosa, Inorganics Supervisor

Oct 22, 1996

Date Reported

SPARGER TECHNOLOGY ANALYTICAL LABORATORY, INC. IS CERTIFIED BY THE STATE OF CALIFORNIA  
DEPARTMENT OF HEALTH SERVICES AS A HAZARDOUS WASTE TESTING LABORATORY  
(Certification No. 1614)

6010MSS3.XLS

**EPA Method 6010  
Lead  
MS/MSD Recoveries**

Attention: Mr. Mike Miller  
IT Corporation  
3634 Eknes St.  
Mather, CA 95655

Date Sampled: Oct 15, 1996  
Date Received: Oct 17, 1996  
Date Digested: Oct 18, 1996  
Date Analyzed: Oct 21, 1996  
Invoice #: 7099

Project #: 769025

Project Name: Cal Trans

Client ID:

LAB ID: 7099-258A

Matrix: Soil

Dilution:

Units : (mg/kg)

Element	Sample Conc.	Spike Conc.	MS	% Recovery	Duplicate MSD	Duplicate % Recovery	% RSD
Lead (Pb)	20.1	50.0	68.6	97.0%	61.6	83.0%	16%

ppm= parts per million = mg/Kg = milligram per kilogram

ND = Not Detected. Compound(s) may be present at concentrations below the detection limit.

Note: If sample concentration is higher than spike concentration, recoveries may be either high or low.

Note: If sample concentration is lower than spike concentration, recoveries may be either high or low due to matrix interference.

*Lionora Abellanosa*

L. Abellanosa, Inorganics Supervisor

Oct 22, 1996

Date Reported

SPARGER TECHNOLOGY ANALYTICAL LABORATORY, INC. IS CERTIFIED BY THE STATE OF CALIFORNIA  
DEPARTMENT OF HEALTH SERVICES AS A HAZARDOUS WASTE TESTING LABORATORY  
(Certification No. 1614)

6010MSS4.XLS

**EPA Method 9045  
pH**

Attention: Mr. Mike Miller  
IT Corporation  
3634 Eknes St.  
Mather, CA 95655

Date Sampled: Oct 16, 1996  
Date Received: Oct 17, 1996  
Date Analyzed: Oct 18, 1996  
Invoice #: 7099

Project #: 769025

Project Name: Cal Trans

Matrix: Soil

Dilution:

	Client ID	Lab ID	Amount	Limit
pH	B1-10-30	7099-024A	7.9	N.A.
pH	B1-11-30	7099-040A	6.8	N.A.
pH	B1-7-30	7099-080A	6.3	N.A.
pH	B1-1-30	7099-158A	7.4	N.A.

N.A. = Not Applicable  
N.D. = Not Detected. Compound(s) may be present at concentrations below the detection limit.  
N.R. = Not Requested.

*Lionora Abellanosa*

L. Abellanosa, Inorganics Supervisor

Oct 22, 1996

Date Reported

SPARGER TECHNOLOGY ANALYTICAL LABORATORY, INC. IS CERTIFIED BY THE STATE OF CALIFORNIA  
DEPARTMENT OF HEALTH SERVICES AS A HAZARDOUS WASTE TESTING LABORATORY  
(Certification No. 1814)

9045024.XLS

**EPA Method 9045  
pH**

Attention: Mr. Mike Miller  
IT Corporation  
3634 Eknes St.  
Mather, CA 95655

Date Sampled: Oct 15, 1996  
Date Received: Oct 17, 1996  
Date Analyzed: Oct 18, 1996  
Invoice #: 7099

Project #: 769025

Project Name: Cal Trans

Matrix: Soil

Dilution:

	Client ID	Lab ID	Amount	Limit
pH	B2-1-30	7099-183A	7.7	N.A.
pH	B2-5-30	7099-223A	7.8	N.A.
pH	B2-8-30	7099-259A	7.8	N.A.
pH	B2-9-30	7099-273A	7.7	N.A.

N.A. = Not Applicable

N.D. = Not Detected. Compound(s) may be present at concentrations below the detection limit.

N.R. = Not Requested.

*Leonora Abellanosa*  
L. Abellanosa, Inorganics Supervisor

Oct 22, 1996  
Date Reported

SPARGER TECHNOLOGY ANALYTICAL LABORATORY, INC. IS CERTIFIED BY THE STATE OF CALIFORNIA  
DEPARTMENT OF HEALTH SERVICES AS A HAZARDOUS WASTE TESTING LABORATORY  
(Certification No. 1614)

9045183.XLS

**SPARGER TECHNOLOGY, INC.**

**Analytical Laboratory**

3050 Fite Circle, #112 Sacramento, CA 95827

Phone: (916) 362-8947

FAX: (916) 362-0947

Company: **IT Corp.**

Phone: **916 361 7673**

Project Manager: **Mike Miller**

FAX: **916 361 3047**

Report Address:  
**3634 Eknes St.  
Mather CA 95655**

Billing Name & Address:  
**← Same**

Project Name: **Cal Trans**

Project/Job#: **769025**

Project Location: **Oakland**

P.O.#:

*R57E, B8E*

**CHAIN OF CUSTODY RECORD**

C.O.C. No. **11628**

Page **1** of **12**

STAL Invoice Number:

*7092*

**ANALYSIS REQUEST**

REMARKS:

*434097*

Sampler's Name:

*RD Smith*

		All OK	None OK	Some OK	WET(STLC)
Cooler Temp.	°C				
Sample Condition					TCLP
pH					

NO.	SAMPLE ID	Sampling		Container				Preservative Used			Matrix				TCLP										Total			TAT									
		Date	Time	40 mL VOA	Brass Sleeve	1 L amber bottle	250 mL Plastic	Other:	HCl/HNO3/ICE	None	Other:	Water	Soil	Air	Other:	BTEX (602/8020)/503.1	BTEX/TPHgas (602/8020/8015)	TPHdiesel/TPHmotor oil/kerosene(8015)	EPA 601/8010/502.2/504	EPA 602/8020	EPA 608/8080 (Pesticides)/505/508	EPA 608/8080 (PCB'S)	EPA 624/8240/524.2	EPA 625/8270/525	Total Oil & Grease (5520)	Non-Polar O & G/TRPH (418.1)	Organic Lead		RCI	CAM-17 Metals	CAM-5 Metals (Cd, Cr, Pb, Ni, Zn)	Lead	Standard	Rush Services (72hr / 48hr / 24hr / 12hr)	Holiday/Weekend Rush		
1	B1-4-GW	10/16	1130	X	X			X	X		X				X	X	X																			X	
2	B1-4-GW(dup)		1130	X				X	X		X				X	X	X																				
3	B1-6-GW		1230	X	X			X	X		X				X	X	X																				
4	B1-8-GW		1020	X	X			X	X		X				X	X	X																				
5	B1-8-GW(dup)		1020	X				X	X		X				X	X	X																				
6	B1-11-GW		0900	X	X			X	X		X				X	X	X																				
7	B1-11-GW(dup)		0900	X	X			X	X		X				X	X	X																				
8	CALOAK-ER		1350	X				X	X		X				X	X	X																				
9	10-16-96-TB			X				X	X		X				X	X	X																				
10																																					

Relinquished by: *R. V. Smith*  
IT Corp  
Date: *10/17/96* Time: *12:15*

Received by: *[Signature]*  
Date: *10/17/96* Time: *12:15*

Relinquished by:  
Date: Time:

Received by:  
Date: Time:



**SPARGER TECHNOLOGY, INC.**

**Analytical Laboratory**

3050 Fite Circle, #112 Sacramento, CA 95827

Phone: (916) 362-8947

FAX: (916) 362-0947

**CHAIN OF CUSTODY RECORD**

**C.O.C. No. 11625**

Page 3 of 12

STAL Invoice Number:

7099

Company: IT Corp Phone: 916 361 7673

Project Manager: Mike Miller FAX: 916 361 3047

Report Address: 3634 Eknes St. Mather CA 95655 Billing Name & Address: ← Same

Project Name: Cal Trans Project/Job#: 769025

Project Location: Oakland P.O.#:

**ANALYSIS REQUEST**

REMARKS:

434097

Sampler's Name:

RD Smith

		All OK	None OK	Some OK	WET(STLC)
Cooler Temp.	°C				
Sample Condition					TCLP
pH					

NO.	SAMPLE ID	Sampling		Container			Preservative Used	Matrix					TCLP										Total		TAT																	
		Date	Time	40 mL VOA	Brass Sleeve	1 L amber bottle	250 mL Plastic	Other: <u>500ml clear glass jar</u>	HCl/HNO3/ICE	None	Other:	Water	Soil	Air	Other:	BTEX (602/8020/503.1)	BTEX/TPHgas (602/8020/8015)	TPHdiesel/TPHmotor oil/kerosene(8015)	EPA 601/8010/502.2/504	EPA 602/8020	EPA 608/8080 (Pesticides)/505/508	EPA 608/8080 (PCB'S)	EPA 624/8240/524.2	EPA 625/8270/525	Total Oil & Grease (5520)	Non-Polar O & G/TRPH (418.1)	Organic Lead	RCI	CAM-17 Metals	CAM-5 Metals (Cd, Cr, Pb, Ni, Zn)	Lead (6010)	PH (9045)	Standard	Rush Services (72hr / 48hr / 24hr / 12hr)	Holiday/Weekend Rush							
1	B1-8-78	10/16	0950		X			X			X				X	X									X																	
2	B1-8-126		0955		X			X			X				X	X									X																	
3	B1-8-174		1000		X			X			X				X	X																										
4	B1-9-1		1350				X	X			X																															
5	B1-9-6		1325		X			X			X																															
6	B1-9-30		1330		X			X			X																															
7	B1-9-78		1335		X			X			X				X	X																										
8	B1-9-126		1340		X			X			X				X	X																										
9	B1-9-174		1345		X			X			X				X	X																										
10																																										

Relinquished by: R. D. Smith IT CORP Received by: [Signature]  
 Date: 10/17/96 Time: 12:15 Date: 10/17/96 Time: 12:15  
 Relinquished by: \_\_\_\_\_ Received by: \_\_\_\_\_  
 Date: \_\_\_\_\_ Time: \_\_\_\_\_ Date: \_\_\_\_\_ Time: \_\_\_\_\_























November 19, 1996

Invoice #: 7167  
Project #: 769025  
Project Name: Cal Trans

Mr. Mike Miller  
IT Corporation  
3634 Eknes St.  
Mather, CA 95655

Mr. Mike Miller,

Enclosed is the report for twelve (12) soil samples. The samples were received at Sparger Technology Analytical Lab on October 17, 1996.

The samples were received eight (8) brass sleeves, three (3) 500 ml glass jars, and one (1) Ziploc bag. The samples were transported and received, at a temperature of 4°C, under documented chain of custody and stored at 4°C until analysis was performed.

The report consists of the following sections:

- I. Sample Description & Analysis Request
- II. Quality Control Report
- III. Analysis Results

No problems were encountered with the analysis of your samples.

If you require additional information please give us a call at (916) 362-8947.

Sincerely,



R. L. James  
Laboratory Director

I **Sample Description & Analysis Request**

Laboratory ID			Sample ID	Analysis Description	Matrix
7167	001	A	B1-9-1	STLC Lead *	S
7167	002	A	B1-9-6	STLC Lead *	S
7167	003	A	B1-7-6	STLC Lead *	S
7167	004	A	B1-8-1	STLC Lead *	S
7167	005	A	B1-5-6	STLC Lead *	S
7167	006	A	B1-6-6	STLC Lead *	S
7167	007	A	B1-3-6	STLC Lead *	S
7167	008	A	B1-4-78	STLC Lead *	S
7167	009	A	B1-1-6	STLC Lead *	S
7167	010	A	B1-2-1	STLC Lead *	S
7167	011	A	B1-2-6	STLC Lead *	S
7167	012	A	B2-4-1	STLC Lead *	S
<b>NOTE: ORIG. INV. #7099</b>					

## II Quality Control

- A. **Project Specific QC.** QC was performed in accordance with Caltrans Contract # 43Y097.
- B. **Method Blank Results.** A method blank is a laboratory-generated sample which assesses the degree to which laboratory operations and procedures cause false-positive analytical results for your sample.
- No target parameters were detected in the method blank associated with your sample at the reporting limit levels noted on the data sheets in the Analytical Results section.
- C. **Laboratory Control Spike.** A Laboratory Control Spike (LCS) is a sample which is spiked with known analyte concentrations, and analyzed at approximately 10% of the sample load in order to establish method-specific control limits. The LCS results associated with your samples are on the attached Laboratory Control Spike and Laboratory Control Spike Duplicate Analysis Report.
- D. **Matrix Spike Results.** A Matrix Spike is a sample which is spiked with known analyte concentrations, and analyzed at approximately 10% of the sample load in order to establish method-specific control limits. The Matrix Spike results associated with your samples are on the attached Matrix Spike and Matrix Spike Duplicate Analysis Report.

Accuracy is measured by Percent Recovery as in:

$$\% \text{ recovery} = \frac{(\text{measured concentration}) \times 100}{(\text{actual concentration})}$$

## III Analysis Results

Results are on the attached data sheets.

**EPA Method 6010  
STLC Lead**

Attention: Mr. Mike Miller  
IT Corporation  
3634 Eknes St.  
Mather, CA 95655

Date Sampled: Oct 16, 1996  
Date Received: Oct 17, 1996  
Date Requested: Nov 5, 1996  
Date Digested: Nov 11, 1996  
Date Analyzed: Nov 12, 1996  
Invoice#: 7167

Project #: 769025

Project Name: Cal Trans

Client ID: B1-9-1

LAB ID: 7167-001A

Matrix: Leachate

Dilution: 1: 1

Analyte	Concentration	Reporting Limit	Units
Lead (Pb)	4.7	0.10	mg/l

ppm = parts per million = mg/l = milligram per liter

ND = Not Detected. Compound(s) may be present at concentrations below the detection limit.

*Leonora Abellanosa*

L. Abellanosa, Inorganics Supervisor

Nov 12, 1996

Date Reported

SPARGER TECHNOLOGY ANALYTICAL LABORATORY, INC. IS CERTIFIED BY THE STATE OF CALIFORNIA  
DEPARTMENT OF HEALTH SERVICES AS A HAZARDOUS WASTE TESTING LABORATORY  
(Certification No. 1614)

6010001.XLS

**EPA Method 6010  
STLC Lead**

Attention: Mr. Mike Miller  
IT Corporation  
3634 Eknes St.  
Mather, CA 95655

Date Sampled: Oct 16, 1996  
Date Received: Oct 17, 1996  
Date Requested: Nov 5, 1996  
Date Digested: Nov 11, 1996  
Date Analyzed: Nov 12, 1996  
Invoice#: 7167

Project #: 769025

Project Name: Cal Trans

Client ID: B1-9-6

LAB ID: 7167-002A

Matrix: Leachate

Dilution: 1: 1

Analyte	Concentration	Reporting Limit	Units
Lead (Pb)	3.9	0.10	mg/l

ppm = parts per million = mg/l = milligram per liter

ND = Not Detected. Compound(s) may be present at concentrations below the detection limit.

*Leonora Abellanosa*

L. Abellanosa, Inorganics Supervisor

Nov 12, 1996

Date Reported

SPARGER TECHNOLOGY ANALYTICAL LABORATORY, INC. IS CERTIFIED BY THE STATE OF CALIFORNIA  
DEPARTMENT OF HEALTH SERVICES AS A HAZARDOUS WASTE TESTING LABORATORY  
(Certification No. 1614)

6010002.XLS

**EPA Method 6010  
STLC Lead**

Attention: Mr. Mike Miller  
IT Corporation  
3634 Eknes St.  
Mather, CA 95655

Date Sampled: Oct 16, 1996  
Date Received: Oct 17, 1996  
Date Requested: Nov 5, 1996  
Date Digested: Nov 11, 1996  
Date Analyzed: Nov 12, 1996  
Invoice#: 7167

Project #: 769025

Project Name: Cal Trans

Client ID: B1-7-6

LAB ID: 7167-003A

Matrix: Leachate

Dilution: 1: 1

Analyte	Concentration	Reporting Limit	Units
Lead (Pb)	1.9	0.10	mg/l

ppm = parts per million = mg/l = milligram per liter

ND = Not Detected. Compound(s) may be present at concentrations below the detection limit.

*L. Abellanosa*

L. Abellanosa, Inorganics Supervisor

Nov 12, 1996

Date Reported

SPARGER TECHNOLOGY ANALYTICAL LABORATORY, INC. IS CERTIFIED BY THE STATE OF CALIFORNIA  
DEPARTMENT OF HEALTH SERVICES AS A HAZARDOUS WASTE TESTING LABORATORY  
(Certification No. 1614)

6010003.XLS

**EPA Method 6010  
STLC Lead**

Attention: Mr. Mike Miller  
IT Corporation  
3634 Eknes St.  
Mather, CA 95655

Date Sampled: Oct 16, 1996  
Date Received: Oct 17, 1996  
Date Requested: Nov 5, 1996  
Date Digested: Nov 11, 1996  
Date Analyzed: Nov 12, 1996  
Invoice#: 7167

Project #: 769025

Project Name: Cal Trans

Client ID: B1-8-1

LAB ID: 7167-004A

Matrix: Leachate

Dilution: 1: 1

Analyte	Concentration	Reporting Limit	Units
Lead (Pb)	3.6	0.10	mg/l

ppm = parts per million = mg/l = milligram per liter

ND = Not Detected. Compound(s) may be present at concentrations below the detection limit.

  
L. Abellanosa, Inorganics Supervisor

Nov 12, 1996  
Date Reported

SPARGER TECHNOLOGY ANALYTICAL LABORATORY, INC. IS CERTIFIED BY THE STATE OF CALIFORNIA  
DEPARTMENT OF HEALTH SERVICES AS A HAZARDOUS WASTE TESTING LABORATORY  
(Certification No. 1614)

6010004.XLS



**EPA Method 6010  
STLC Lead**

Attention:	Mr. Mike Miller IT Corporation 3634 Eknes St. Mather, CA 95655	Date Sampled:	Oct 16, 1996
		Date Received:	Oct 17, 1996
		Date Requested:	Nov 5, 1996
		Date Digested:	Nov 11, 1996
		Date Analyzed:	Nov 12, 1996
		Invoice#:	7167
Project #:	769025	Project Name:	Cal Trans
Client ID:	B1-5-6	LAB ID:	7167-005A
Matrix:	Leachate	Dilution:	1: 1

Analyte	Concentration	Reporting Limit	Units
Lead (Pb)	15	0.10	mg/l

ppm = parts per million = mg/l = milligram per liter  
 ND = Not Detected. Compound(s) may be present at concentrations below the detection limit.

*L. Abellanosa*  
 L. Abellanosa, Inorganics Supervisor

Nov 12, 1996  
 Date Reported

SPARGER TECHNOLOGY ANALYTICAL LABORATORY, INC. IS CERTIFIED BY THE STATE OF CALIFORNIA  
 DEPARTMENT OF HEALTH SERVICES AS A HAZARDOUS WASTE TESTING LABORATORY  
 (Certification No. 1614)

6010005.XLS

**EPA Method 6010  
STLC Lead**

Attention: Mr. Mike Miller  
IT Corporation  
3634 Eknes St.  
Mather, CA 95655

Date Sampled: Oct 16, 1996  
Date Received: Oct 17, 1996  
Date Requested: Nov 5, 1996  
Date Digested: Nov 11, 1996  
Date Analyzed: Nov 12, 1996  
Invoice#: 7167

Project #: 769025

Project Name: Cal Trans

Client ID: B1-6-6

LAB ID: 7167-006A

Matrix: Leachate

Dilution: 1: 1

Analyte	Concentration	Reporting Limit	Units
Lead (Pb)	24	0.10	mg/l

ppm = parts per million = mg/l = milligram per liter

ND = Not Detected. Compound(s) may be present at concentrations below the detection limit.

*L. Abellanosa*  
L. Abellanosa, Inorganics Supervisor

Nov 12, 1996  
Date Reported

SPARGER TECHNOLOGY ANALYTICAL LABORATORY, INC. IS CERTIFIED BY THE STATE OF CALIFORNIA  
DEPARTMENT OF HEALTH SERVICES AS A HAZARDOUS WASTE TESTING LABORATORY  
(Certification No. 1614)

6010006.XLS

**EPA Method 6010  
STLC Lead**

Attention: Mr. Mike Miller  
IT Corporation  
3634 Eknes St.  
Mather, CA 95655

Date Sampled: Oct 16, 1996  
Date Received: Oct 17, 1996  
Date Requested: Nov 5, 1996  
Date Digested: Nov 11, 1996  
Date Analyzed: Nov 12, 1996  
Invoice#: 7167

Project #: 769025

Project Name: Cal Trans

Client ID: B1-3-6

LAB ID: 7167-007A

Matrix: Leachate

Dilution: 1: 1

Analyte	Concentration	Reporting Limit	Units
Lead (Pb)	14	0.10	mg/l

ppm = parts per million = mg/l = milligram per liter

ND = Not Detected. Compound(s) may be present at concentrations below the detection limit.

*L. Abellanosa*

L. Abellanosa, Inorganics Supervisor

Nov 12, 1996

Date Reported

SPARGER TECHNOLOGY ANALYTICAL LABORATORY, INC. IS CERTIFIED BY THE STATE OF CALIFORNIA  
DEPARTMENT OF HEALTH SERVICES AS A HAZARDOUS WASTE TESTING LABORATORY  
(Certification No. 1614)

6010007.XLS

**EPA Method 6010  
STLC Lead**

Attention: Mr. Mike Miller  
IT Corporation  
3634 Eknes St.  
Mather, CA 95655

Date Sampled: Oct 16, 1996  
Date Received: Oct 17, 1996  
Date Requested: Nov 5, 1996  
Date Digested: Nov 11, 1996  
Date Analyzed: Nov 12, 1996  
Invoice#: 7167

Project #: 769025

Project Name: Cal Trans

Client ID: B1-4-78

LAB ID: 7167-008A

Matrix: Leachate

Dilution: 1: 1

Analyte	Concentration	Reporting Limit	Units
Lead (Pb)	ND	0.10	mg/l

ppm = parts per million = mg/l = milligram per liter

ND = Not Detected. Compound(s) may be present at concentrations below the detection limit.

*L. Abellanosa*  
L. Abellanosa, Inorganics Supervisor

Nov 12, 1996  
Date Reported

SPARGER TECHNOLOGY ANALYTICAL LABORATORY, INC. IS CERTIFIED BY THE STATE OF CALIFORNIA  
DEPARTMENT OF HEALTH SERVICES AS A HAZARDOUS WASTE TESTING LABORATORY  
(Certification No. 1614)

6010008.XLS

**EPA Method 6010  
STLC Lead**

Attention: Mr. Mike Miller  
IT Corporation  
3634 Eknes St.  
Mather, CA 95655

Date Sampled: Oct 16, 1996  
Date Received: Oct 17, 1996  
Date Requested: Nov 5, 1996  
Date Digested: Nov 11, 1996  
Date Analyzed: Nov 12, 1996  
Invoice#: 7167

Project #: 769025

Project Name: Cal Trans

Client ID: B1-1-6

LAB ID: 7167-009A

Matrix: Leachate

Dilution: 1: 1

Analyte	Concentration	Reporting Limit	Units
Lead (Pb)	11	0.10	mg/l

ppm = parts per million = mg/l = milligram per liter

ND = Not Detected. Compound(s) may be present at concentrations below the detection limit.

*L. Abellanosa*

L. Abellanosa, Inorganics Supervisor

Nov 12, 1996

Date Reported

SPARGER TECHNOLOGY ANALYTICAL LABORATORY, INC. IS CERTIFIED BY THE STATE OF CALIFORNIA  
DEPARTMENT OF HEALTH SERVICES AS A HAZARDOUS WASTE TESTING LABORATORY  
(Certification No. 1614)

6010009.XLS

**EPA Method 6010  
STLC Lead**

Attention: Mr. Mike Miller  
IT Corporation  
3634 Eknes St.  
Mather, CA 95655

Date Sampled: Oct 16, 1996  
Date Received: Oct 17, 1996  
Date Requested: Nov 5, 1996  
Date Digested: Nov 11, 1996  
Date Analyzed: Nov 12, 1996  
Invoice#: 7167

Project #: 769025

Project Name: Cal Trans

Client ID: B1-2-1

LAB ID: 7167-010A

Matrix: Leachate

Dilution: 1: 1

Analyte	Concentration	Reporting Limit	Units
Lead (Pb)	5.5	0.10	mg/l

ppm = parts per million = mg/l = milligram per liter

ND = Not Detected. Compound(s) may be present at concentrations below the detection limit.

*Leonora Abellanosa*

L. Abellanosa, Inorganics Supervisor

Nov 12, 1996

Date Reported

SPARGER TECHNOLOGY ANALYTICAL LABORATORY, INC. IS CERTIFIED BY THE STATE OF CALIFORNIA  
DEPARTMENT OF HEALTH SERVICES AS A HAZARDOUS WASTE TESTING LABORATORY  
(Certification No. 1614)

6010010.XLS

**EPA Method 6010  
STLC Lead**

Attention: Mr. Mike Miller  
IT Corporation  
3634 Eknes St.  
Mather, CA 95655

Date Sampled: Oct 16, 1996  
Date Received: Oct 17, 1996  
Date Requested: Nov 5, 1996  
Date Digested: Nov 11, 1996  
Date Analyzed: Nov 12, 1996  
Invoice#: 7167

Project #: 769025

Project Name: Cal Trans

Client ID: B1-2-6

LAB ID: 7167-011A

Matrix: Leachate

Dilution: 1: 1

Analyte	Concentration	Reporting Limit	Units
Lead (Pb)	10	0.10	mg/l

ppm = parts per million = mg/l = milligram per liter

ND = Not Detected. Compound(s) may be present at concentrations below the detection limit.

*Lionora Abellanosa*

L. Abellanosa, Inorganics Supervisor

Nov 12, 1996

Date Reported

SPARGER TECHNOLOGY ANALYTICAL LABORATORY, INC. IS CERTIFIED BY THE STATE OF CALIFORNIA  
DEPARTMENT OF HEALTH SERVICES AS A HAZARDOUS WASTE TESTING LABORATORY  
(Certification No. 1614)

6010011.XLS

**EPA Method 6010  
STLC Lead**

Attention: Mr. Mike Miller  
IT Corporation  
3634 Eknes St.  
Mather, CA 95655

Date Sampled: Oct 15, 1996  
Date Received: Oct 17, 1996  
Date Requested: Nov 5, 1996  
Date Digested: Nov 11, 1996  
Date Analyzed: Nov 12, 1996  
Invoice#: 7167

Project #: 769025

Project Name: Cal Trans

Client ID: B2-4-1

LAB ID: 7167-012A

Matrix: Leachate

Dilution: 1: 1

Analyte	Concentration	Reporting Limit	Units
Lead (Pb)	3.5	0.10	mg/l

ppm = parts per million = mg/l = milligram per liter

ND = Not Detected. Compound(s) may be present at concentrations below the detection limit.

*Leonora Abellanosa*  
L. Abellanosa, Inorganics Supervisor

Nov 12, 1996  
Date Reported

SPARGER TECHNOLOGY ANALYTICAL LABORATORY, INC. IS CERTIFIED BY THE STATE OF CALIFORNIA  
DEPARTMENT OF HEALTH SERVICES AS A HAZARDOUS WASTE TESTING LABORATORY  
(Certification No. 1614)

6010012.XLS



**EPA Method 6010  
STLC Lead  
Method Blank**

Attention: Mr. Mike Miller  
IT Corporation  
3634 Eknes St.  
Mather, CA 95655

Date Sampled: Oct 16, 1996  
Date Received: Oct 17, 1996  
Date Requested: Nov 5, 1996  
Date Digested: Nov 11, 1996  
Date Analyzed: Nov 12, 1996  
Invoice#: 7167

Project #: 769025

Project Name: Cal Trans

Client ID: Method Blank

LAB ID: MB961111B

Matrix: Leachate

Dilution: 1 1

Analyte	Concentration	Reporting Limit	Units
Lead (Pb)	ND	0.10	mg/l

ppm = parts per million = mg/l = milligram per liter

ND = Not Detected. Compound(s) may be present at concentrations below the detection limit.

  
L. Abellanosa, Inorganics Supervisor

Nov 12, 1996  
Date Reported

SPARGER TECHNOLOGY ANALYTICAL LABORATORY, INC. IS CERTIFIED BY THE STATE OF CALIFORNIA  
DEPARTMENT OF HEALTH SERVICES AS A HAZARDOUS WASTE TESTING LABORATORY  
(Certification No. 1814)

6010MB.XLS

**EPA Method 6010  
STLC Lead  
LCS / LCSD Recoveries**

Attention: Mr. Mike Miller  
IT Corporation  
3634 Eknes St.  
Mather, CA 95655

Date Sampled: Oct 16, 1996  
Date Received: Oct 17, 1996  
Date Requested: Nov 5, 1996  
Date Digested: Nov 11, 1996  
Date Analyzed: Nov 12, 1996  
Invoice#: 7167

Project #: 769025

Project Name: Cal Trans

Client ID: LCS/LCSD

LAB ID: 961111B

Matrix: Leachate

Dilution:

Units : (mg/l)

Element	Spike Conc.	LCS	% Recovery	Duplicate LCS	Duplicate % Recovery	% RSD
Lead (Pb)	5.00	4.54	90.8%	4.00	80.0%	13%

ppm = parts per million = mg/l = milligram per liter

ND = Not Detected. Compound(s) may be present at concentrations below the detection limit.

L. Abellanosa, Inorganics Supervisor

Nov 12, 1996

Date Reported

SPARGER TECHNOLOGY ANALYTICAL LABORATORY, INC. IS CERTIFIED BY THE STATE OF CALIFORNIA  
DEPARTMENT OF HEALTH SERVICES AS A HAZARDOUS WASTE TESTING LABORATORY  
(Certification No. 1614)

6010LCS.XLS

**EPA Method 6010  
STLC Lead  
MS/MSD Recoveries**

Attention: Mr. Mike Miller  
IT Corporation  
3634 Eknes St.  
Mather, CA 95655

Date Sampled: Oct 16, 1996  
Date Received: Oct 17, 1996  
Date Requested: Nov 5, 1996  
Date Digested: Nov 11, 1996  
Date Analyzed: Nov 12, 1996  
Invoice#: 7167

Project #: 769025

Project Name: Cal Trans

Client ID: MS/MSD

LAB ID: 7167-001A

Matrix: Leachate

Dilution:

Units : (mg/l)

Element	Sample Conc.	Spike Conc.	MS	% Recovery	Duplicate MSD	Duplicate % Recovery	% RSD
Lead (Pb)	4.70	5.00	8.49	75.8%	9.24	90.8%	18%

ppm = parts per million = mg/l = milligram per liter

ND = Not Detected. Compound(s) may be present at concentrations below the detection limit.

Note: If sample concentration is higher than spike concentration, recoveries may be either high or low.

Note: If sample concentration is lower than spike concentration, recoveries may be either high or low due to matrix interference.

*L. Abellanosa*

L. Abellanosa, Inorganics Supervisor

Nov 12, 1996

Date Reported

SPARGER TECHNOLOGY ANALYTICAL LABORATORY, INC. IS CERTIFIED BY THE STATE OF CALIFORNIA  
DEPARTMENT OF HEALTH SERVICES AS A HAZARDOUS WASTE TESTING LABORATORY  
(Certification No. 1614)

6010MSS.XLS

December 5, 1996

Invoice #: 7221  
Project #: 769025  
Project Name: Cal Trans

Mr. Mike Miller  
IT Corporation  
3634 Eknes St.  
Mather, CA 95655

Mr. Mike Miller,

Enclosed is the report for six (6) soil samples. The samples were received at Sparger Technology Analytical Lab on October 17, 1996.

The samples were received in five (5) brass sleeves and one (1) Ziploc bag. The samples were transported and received, at a temperature of 4°C, under documented chain of custody and stored at 4°C until analysis was performed.

The report consists of the following sections:

- I. Sample Description & Analysis Request
- II. Quality Control Report
- III. Analysis Results

No problems were encountered with the analysis of your samples.

If you require additional information please give us a call at (916) 362-8947.

Sincerely,



R. L. James  
Laboratory Director

I **Sample Description & Analysis Request**

Laboratory ID			Sample ID	Analysis Description	Matrix
7221	001	A	B1-1-6	TCLP Lead	S
7221	002	A	B1-2-1	TCLP Lead	S
7221	003	A	B1-2-6	TCLP Lead	S
7221	004	A	B1-3-6	TCLP Lead	S
7221	005	A	B1-5-6	TCLP Lead	S
7221	006	A	B1-6-6	TCLP Lead	S
<b>NOTE: ORIG. INV. #7099</b>					

## II Quality Control

A. **Project Specific QC.** QC was performed in accordance with Caltrans Contract # 43Y097.

B. **Method Blank Results.** A method blank is a laboratory-generated sample which assesses the degree to which laboratory operations and procedures cause false-positive analytical results for your sample.

No target parameters were detected in the method blank associated with your sample at the reporting limit levels noted on the data sheets in the Analytical Results section.

C. **Laboratory Control Spike.** A Laboratory Control Spike (LCS) is a sample which is spiked with known analyte concentrations, and analyzed at approximately 10% of the sample load in order to establish method-specific control limits. The LCS results associated with your samples are on the attached Laboratory Control Spike and Laboratory Control Spike Duplicate Analysis Report.

D. **Matrix Spike Results.** A Matrix Spike is a sample which is spiked with known analyte concentrations, and analyzed at approximately 10% of the sample load in order to establish method-specific control limits. The Matrix Spike results associated with your samples are on the attached Matrix Spike and Matrix Spike Duplicate Analysis Report.

Accuracy is measured by Percent Recovery as in:

$$\% \text{ recovery} = \frac{(\text{measured concentration}) \times 100}{(\text{actual concentration})}$$

## III Analysis Results

Results are on the attached data sheets.

**EPA Method 6010/7470  
Metals, Lead (TCLP)**

Attention: Mr. Mike Miller  
IT Corporation  
3634 Eknes St.  
Mather, CA 95655

Date Sampled: Oct 16, 1996  
Date Received: Oct 17, 1996  
Date Requested: Nov 21, 1996  
Date Digested: Nov 25, 1996  
Date Analyzed: Nov 25, 1996  
Invoice #: 7221

Project #: 769025

Project Name: Cal Trans

Matrix: Leachate

Name	Client ID	LAB ID	Concentration	Reporting Limit	Units
Lead (Pb)	B1-1-6	7221-001A	0.55	0.065	mg/l
Lead (Pb)	B1-2-1	7221-002A	0.22	0.065	mg/l
Lead (Pb)	B1-2-6	7221-003A	0.23	0.065	mg/l
Lead (Pb)	B1-3-6	7221-004A	0.34	0.065	mg/l
Lead (Pb)	B1-5-6	7221-005A	0.32	0.065	mg/l
Lead (Pb)	B1-6-6	7221-006A	ND	0.065	mg/l

ppm = parts per million = mg/l = milligram per liter

ND = Not Detected. Compound(s) may be present at concentrations below the detection limit.

*Leonora Abellanosa*

L. Abellanosa, Inorganics Supervisor

Nov 26, 1996

Date Reported

SPARGER TECHNOLOGY ANALYTICAL LABORATORY, INC. IS CERTIFIED BY THE STATE OF CALIFORNIA  
DEPARTMENT OF HEALTH SERVICES AS A HAZARDOUS WASTE TESTING LABORATORY  
(Certification No. 1614)

6010001.XLS

**EPA Method 6010/7470  
Metals, Lead (TCLP)  
Method Blank**

Attention:	Mr. Mike Miller	Date Sampled:	Oct 16, 1996
	IT Corporation	Date Received:	Oct 17, 1996
	3634 Eknes St.	Date Requested:	Nov 21, 1996
	Mather, CA 95655	Date Digested:	Nov 25, 1996
		Date Analyzed:	Nov 25, 1996
		Invoice #:	7221

Project #:	769025	Project Name:	Cal Trans
------------	--------	---------------	-----------

Client ID:	Method Blank	LAB ID:	MB961125D
------------	--------------	---------	-----------

Matrix: Leachate

Name	Concentration	Reporting Limit	Units
Lead (Pb)	ND	0.065	mg/l

ppm = parts per million = mg/l = milligram per liter

ND = Not Detected. Compound(s) may be present at concentrations below the detection limit.

*Leonora Abellanosa*  
L. Abellanosa, Inorganics Supervisor

Nov 26, 1996  
Date Reported

SPARGER TECHNOLOGY ANALYTICAL LABORATORY, INC. IS CERTIFIED BY THE STATE OF CALIFORNIA  
DEPARTMENT OF HEALTH SERVICES AS A HAZARDOUS WASTE TESTING LABORATORY  
(Certification No. 1614)

6010MB.XLS



**EPA Method 6010/7470  
Metals, Lead (TCLP)  
LCS / LCSD Recoveries**

Attention: Mr. Mike Miller  
IT Corporation  
3634 Eknes St.  
Mather, CA 95655

Date Sampled: Oct 16, 1996  
Date Received: Oct 17, 1996  
Date Requested: Nov 21, 1996  
Date Digested: Nov 25, 1996  
Date Analyzed: Nov 25, 1996  
Invoice #: 7221

Project #: 769025

Project Name: Cal Trans

Client ID: LCS/LCSD

LAB ID: 961125D

Matrix: Leachate

Units : (mg/l)

Element	Spike Conc.	LCS	LCS % Recovery	LCSD	LCSD % Recovery	% RSD
Lead (Pb)	2.50	2.48	99.2%	2.48	99.2%	0.00%

ppm = parts per million = mg/l = milligram per liter

ND = Not Detected. Compound(s) may be present at concentrations below the detection limit.

NR = Not Requested

*L. Abellanosa*

L. Abellanosa, Inorganics Supervisor

Nov 26, 1996

Date Reported

SPARGER TECHNOLOGY ANALYTICAL LABORATORY, INC. IS CERTIFIED BY THE STATE OF CALIFORNIA  
DEPARTMENT OF HEALTH SERVICES AS A HAZARDOUS WASTE TESTING LABORATORY  
(Certification No. 1614)

6010LCS.XLS

**EPA Method 6010/7470  
 Metals, Lead (TCLP)  
 MS / MSD Recoveries**

Attention:	Mr. Mike Miller	Date Sampled:	Oct 16, 1996
	IT Corporation	Date Received:	Oct 17, 1996
	3634 Eknes St.	Date Requested:	Nov 21, 1996
	Mather, CA 95655	Date Digested:	Nov 25, 1996
		Date Analyzed:	Nov 25, 1996
		Invoice #:	7221

Project #:	769025	Project Name:	Cal Trans
------------	--------	---------------	-----------

Client ID:	MS/MSD	LAB ID:	7221-001A
------------	--------	---------	-----------

Matrix: Leachate

Units: (mg/l)

Element	Sample Conc.	Spike Conc.	MS	MS % Recovery	MSD	MSD % Recovery	% RSD
Lead (Pb)	0.549	2.50	2.90	94.0%	2.78	89.2%	5.2%

ppm = parts per million = mg/l = milligram per liter

ND = Not Detected. Compound(s) may be present at concentrations below the detection limit.

NR = Not Requested

*Leonora Abellanosa*  
 L. Abellanosa, Inorganics Supervisor

Nov 26, 1996  
 Date Reported

SPARGER TECHNOLOGY ANALYTICAL LABORATORY, INC. IS CERTIFIED BY THE STATE OF CALIFORNIA  
 DEPARTMENT OF HEALTH SERVICES AS A HAZARDOUS WASTE TESTING LABORATORY  
 (Certification No. 1814)

6010MS.XLS

B7E, B8E

7221



By \_\_\_\_\_ Date \_\_\_\_\_ Subject \_\_\_\_\_ Sheet No. \_\_\_\_\_ of \_\_\_\_\_  
 Chkd. By \_\_\_\_\_ Date \_\_\_\_\_ Proj. No. \_\_\_\_\_  
 0.5cm. X 0.5cm.

TRACY @ SPARGER

Run the following samples for TCLP  
Lead.

B1-1-6

B1-2-1

B1-2-6

B1-3-6

B1-5-6

B1-6-6

Caltrans job. IT job # 769025.  
(Oakland / Hayward)

Mike Miller  
IT Project Mgr.

Oris, Inc. #7099