



# JONAS & ASSOCIATES INC.

## Environmental Consultants

2815 Mitchell Drive, Suite 209 • Walnut Creek, CA 94598 • Tel: (510) 933-5360 • Fax: (510) 933-5362  
June 24, 1998

Ms. Madhulla Logan  
Alameda County Environmental Health Care Services  
1131 Harbor Bay Parkway, 2nd Floor  
Alameda, California 94502  
(510) 337-9335

Subject: Workplan for Removal of Hydraulic Hoists  
Project: Oakland Continental General Tire  
J&A #: GT-213

Dear Ms. Logan:

On behalf of Continental General Tire, presented below is a brief workplan for the removal of four single and two heavy hoists at the Continental General Tire's facility located at 1201 14th Avenue, in Oakland, California.

### Scope of Work

As presented in Figure 1, there are four single and two heavy hoists at the Continental General Tire's Oakland facility. Continental General Tire has requested Jonas & Associates Inc., to remove these hoists. Presented below are the tasks associated with these activities.

#### Task 1: Remove Hoists

- Drain the liquid contained in the hoists into 55-gallon drums.
- Remove four single and two heavy hydraulic hoists.
- Stockpile the excavated soil/concrete (inside the facility).

#### Task 2: Waste Management

- Label drums and place a visqueen over the stockpiled soil.
- Collect and analyze two composite liquid samples from the 55-gallon drums. Analyze the samples for oil & grease (EPA 413.1), volatile halogenated organics (8010), total extractable petroleum hydrocarbons as diesel, kerosene, and motor oil (TEPH-dkmo) (EPA 3550/3510/8015M), LUFT heavy metals (EPA 6010), and LUFT metals using extraction methods TCLP and STLC (EPA 1311/1310).
- Collect and analyze one soil/concrete stockpile. Analyze the sample for the same parameters as the liquid samples.
- Transport and dispose of the drums containing liquid.
- Transport and dispose of the soil/concrete stockpile.
- Arrange transfer of the metal hoists to a metal scavenger.

June 24, 1998  
Ms. Madhulla Logan  
Alameda County Environmental Health Care Services

Task 3: Soil Sampling and Analysis

- Collect one soil sample from each excavated hoist area (total of six samples).
- Analyze the samples for TEPH-dkmo, total petroleum hydrocarbons as gasoline (TPH-g) and benzene, toluene, ethylbenzene, and total xylenes (BTEX) (EPA 5030/8015 & 8020). These samples will be analyzed within a 24-hour period. Should the analytical results indicate detection of any of the parameters, all the samples shall also be analyzed for LUFT metals and volatile halogenated organics.
- Submit results to the County for approval to backfill.

Task 4: Backfilling and Paving

- Backfill the excavated areas with gravel.
- Plug pipes associated with the hoists with concrete.
- Resurface the area with concrete.

Task 5: Preparation of a Report


- Prepare a report for submittal to the County for their review and approval.

We will begin work after your approval of this workplan.

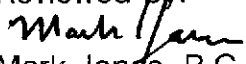
Should you have any question or comment, please contact Romena Jonas at (925) 933-5360.

Sincerely,

JONAS & ASSOCIATES INC.

  
Romena Jonas  
Principal

Reviewed by:

  
Mark Jonas, R.G.  
Registered Geologist #6392

cc: Mike McNally, Continental General Tire

Attachment: Check 1466 for \$1,500.00

Not to Scale

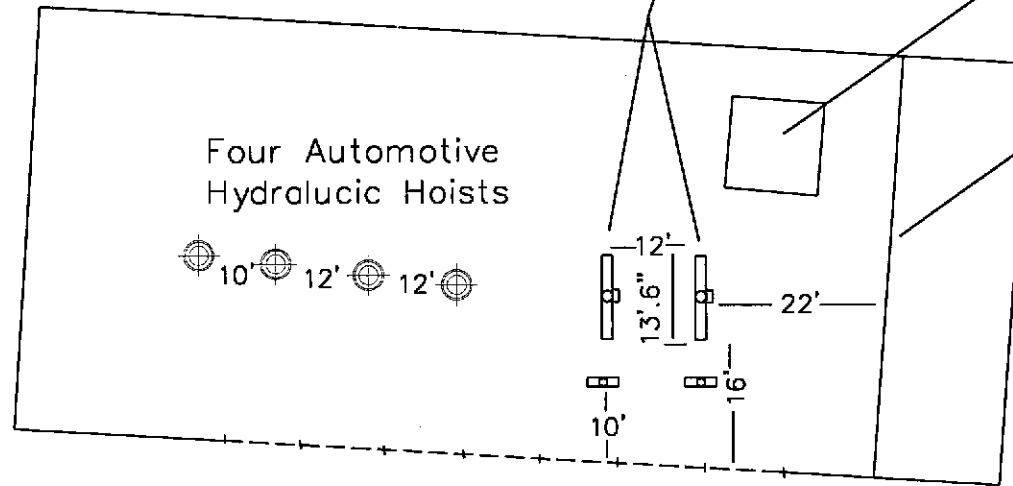
Two Heavy Hoists for over size vehicles or Light Trucks

Front-End Alignment Pit.  
12' X 12' w/ 5'3" depth at center  
Full of Liquid to surface of shop floor

Four Automotive Hydraulic Hoists

Interior Wall  
Floor to ceiling

11th AVENUE



Service Bay Entrance  
Seven 10' X 10' Roll up doors  
Covered with Plywood

Driveway

12th AVENUE

NON TRAFFIC CURB LANE

- 1) Interior Lights are Flourscent tube.  
Fixtures hung on chain at 9' height – not directly over hoists.
- 2) Tracks for Roll up Doors are @ 10'8" above floor  
no other obstructions overhead.
- 3) Roof has vents which should aid in equipment exhaust venting.

GENERAL TIRE  
Oakland Facility  
12th Ave. and 14th Street  
OAKLAND, CALIFORNIA

Prepared by

JONAS & ASSOCIATES INC.

Date: 6-14-98  
Locations Approx.

Figure 1

Drawing Number  
GT213 - fig 1