



Environmental Protection Services

A Division of

EPS ENGINEERING SERVICES, INC.

1400 Easton Drive, Suite 105, Bakersfield, CA 93309

P.O. Box 11063, Bakersfield, CA 93389

Phone (805) 322-6675 • FAX (805) 322-0332

0137-0610
RECEIVED BY

MAY 26 1995

WZI INC.



AGRICULTURE INDUSTRIES, INC.

May 23, 1995

P.O. Box 1076

West Sacramento, CA 95691

ATTN: Richard G. Jones, President

Re: Baldwin Ranch

Pre-demolition Asbestos Survey

Dear Mr. Jones:

A pre-demolition asbestos survey/sampling was performed at the above facility on May 15, 1995. The survey was performed in accordance with the procedures and standards set-forth by the EPA/OSHA/SJVUAPCD as referenced under 40CFR, Part 61 and adopted under Rule 4002 of San Joaquin Valley Unified Air Pollution Control District (SVUAPCD).

Based on the above referenced procedures the minimum amount of sampling required was performed at locations identified on the sample description plan attached herewith (Exhibit A). A total of 51 samples were obtained. It took 10.5 hours of sampling plus 2 hours of traveling time. Since this exceeds the original estimate prior to site visit, we wish to notify you of this change prior to laboratory analysis of the samples.

We recommend an analytical procedure in accordance with sample priority rating as noted on Exhibit A which indicates the probability of asbestos contents. Accordingly those samples with high priority will be analyzed first and if any asbestos is detected for that section of the survey, then we would suspend further analysis with an assumption that the rest of the samples for that particular section contains asbestos. This procedure would minimize the number of samples to be analyzed and the cost involved.

Please contact our office for further discussion if there are any questions and confirm your approval to proceed with the analytical plan. You can reach the office at (805) 322-6675.

Sincerely,

Patrick Mbaba / PM

Patrick Mbaba, REA
Project Manager

*CC: Steve Muir
WZI.*

Asbestos Probability

- 1 Highest
- 2
- 3
- 4 Lowest

Sample No.	Sample Description	Bldg	Asb Prob
EARL-1	Laundry Room E Side of Exterior Doorway Brown Sheet Flooring	D	1
EARL-2	SW Bedroom 8' N & 5' W of SE Corner 9" x 9" Tan Floor Tile	↓	1
EARL-3	NW Bedroom 3' N & 4' W of SE Corner 9" x 9" Green Floor Tile		1
EARL-4	Corridor Between Bedrooms Center of Doorway to Bathroom 12" x 12" White Floor Tile		3
EARL-5A	Living Room S Wall 2' E of SW Corner Elev 3' Wall Texturing		2
EARL-5B	Living Room N Wall 2' W of NE Corner Elev 2' Wall Texturing		2

		Bldg	Asb Prob
EARL-5C	Living Room E Wall 4' N of SE Corner Elev 7' Wall Texturing	D	2
EARL-6A	NW Bedroom E Wall 3' S of NE Corner Elev 4' Wall/Ceiling Texturing		2
EARL-6B	NW Bedroom Ceiling 4' S & 5' E of NW Corner Wall/Ceiling Texturing		2
EARL-6C	SW Bedroom W Wall 4' S of NW Corner Elev 5' Wall/Ceiling Texturing		2
EARL-7A	Laundry Room N Wall 5' E of NW Corner Elev 5' Drywall Joint Compound		2
EARL-7B	Kitchen N Wall 4' E of NW Corner Elev 7' Drywall Joint Compound		2
EARL-7C	Living Room Ceiling 5' N & 6' E of SW Corner Drywall Joint Compound		2
EARL-8	Living Room W Wall 2' S of NW Corner Elev 2' Drywall		4
EARL-9A	Roof 4' N & 0' W of SE Corner Top Layer Roofing Material		3
EARL-9B	Roof 4' N & 0' W of SE Corner 2nd Layer from Top Roofing Material		3
EARL-9C	Roof 4' N & 0' W of SE Corner 3rd Layer from Top Roofing Material		3
EARL-9D	Roof 4' N & 0' W of SE Corner Bottom Layer Roofing Material	↓	3

		Bldg	Asb Prob
EARL-10A	Roof Over Carport 3' 5 & 0' W of NE Corner Top Layer Roofing Material	D	3
EARL-10B	Roof Over Carport 3' 5 & 0' W of NE Corner Bottom Layer Roofing Material	D	3
BRLC-1A	Dining Hall Roof 1' S & 10' W of NE Corner Top Layer Roofing Material	B	3
BRLC-1B	Dining Hall Roof 1' S & 10' W of NE Corner 2nd Layer from Top Roofing Material		3
BRLC-1C	Dining Hall Roof 1' S & 10' W of NE Corner 3rd Layer from Top Roofing Material		3
BRLC-1D	Dining Hall Roof 1' S & 10' W of NE Corner Bottom Layer Roofing Material		3
BRLC-2A	Dining Hall Kitchen N Wall 4' W of NE Corner Elev 4' Finish Coat Plaster		3
BRLC-2B	Dining Hall Dining Room Ceiling 4' N & 4' W of SE Corner Finish Coat Plaster		3
BRLC-2C	Dining Hall Dining Room Ceiling 27' N & 4' E of SW Corner Finish Coat Plaster		3
BRLC-3A	Dining Hall Kitchen N Wall 4' W of NE Corner Elev 4' Brown Coat Plaster		4
BRLC-3B	Dining Hall Dining Room Ceiling 4' N & 4' W of SE Corner Brown Coat Plaster	↓	4

		Bldg	Asb Prob
BRLC-3C	Dining Hall Dining room Ceiling 27' N & 4' E of SW Corner Brown Coat Plaster	B	4
BRLC-4	Dining Hall Dining Room S Wall 15' W of SE Corner Elev 3' Pink Drywall		4
BRLC-5	Dining Hall Dining Room Ceiling 12' N & 6' E of SW Corner White Drywall		4
BRLC-6A	Dining Hall Restroom Toilet Area E Wall 5' of NE Corner Elev 4' Finish Coat Plaster		3
BRLC-6B	Dining Hall Restroom N Wall 2' W of NE Corner Elev 3' Finish Coat Plaster		3
BRLC-6C	Dining Hall Restroom Shower Area E Wall 4' S of NE Corner Elev 3' Finish Coat Plaster		3
BRLC-7A	Dining Hall Restroom Toilet Area E Wall 5' S of NE Corner Elev 4' Scratch/Brown Coat Plaster		4
BRLC-7B	Dining Hall Restroom N Wall 2' W of NE Corner Elev 3' Scratch/Brown Coat Plaster	↓	4


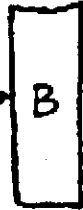
		Bldg	Asb Prob
BRLC-11C	N Housing Unit NW Exterior Corner Elev 1' Color Coat Stucco	A	2
BRLC-12A	Dining Hall NE Exterior Corner Elev 5' Scratch/Brown Coat Stucco	B	4
BRLC-12B	S Housing Unit SW Exterior Corner Elev 4' Scratch/Brown Coat Stucco	C	4
BRLC-12C	N Housing Unit NW Exterior Corner Elev 1' Scratch/Brown Coat Stucco	A	4

		Bldg	Asb Prob
BRLC-7C	Dining Hall Restroom Shower Area E Wall 4' S of NE corner Elev 3' Scratch/Brown Coat Plaster	B	4
BRLC-8	S Housing Unit Room 5 Ceiling Center of Room Drywall	C	4
BRLC-9A	S Housing Unit Room 5 Ceiling Center of Room Finish Coat Plaster	C	3
BRLC-9B	N Housing Unit Corridor Ceiling 1' S 7 43' W of NE Corner Finish Coat Plaster	A	3
BRLC-9C	N Housing Unit NW Corner Room N Wall 3' W of NE corner Elev 3' Finish Coat Plaster	A	3
BRLC-10A	S Housing Unit Room 5 Ceiling Center of Room Brown Coat Plaster	C	4
BRLC-10B	N Housing Unit Corridor N Wall 49' W of NE Corner Elev 4' Brown Coat Plaster	A	4
BRLC-10C	N Housing Unit NW Corner Room N Wall 3' W of NE Corner Elev 3' Brown Coat Plaster	A	4
BRLC-11A	Dining Hall NE Exterior Corner Elev 5' Color Coat Stucco	B	2
BRLC-11B	S Housing Unit SW Exterior Corner Elev 4' Color Coat Stucco	C	2

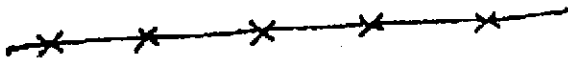
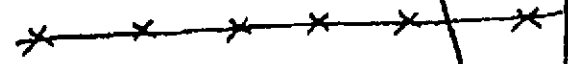
N HOUSING UNIT




DINING HALL →



S HOUSING UNIT



Road 184



STORAGE SHED → E

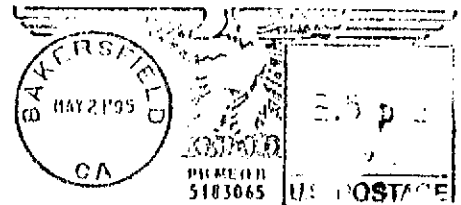


(NO SUSPECTED ACMS) SINGLE-FAMILY HOUSE





EPS ENGINEERING SERVICES INC.
P.O. Box 11063
Bakersfield, CA 93389



Stephen Muir
WEI, Inc.
4700 Stockdale Hwy, Suite 120
P.O.Box 9217
Bakersfield, CA 93389

