



June 6, 2014

Timothy L. Bishop
Project Manager
Marketing Business Unit

**Chevron Environmental
Management Company**
6101 Bollinger Canyon Road
San Ramon, CA 94583
Tel 925.790.6463
TimBishop@chevron.com

RECEIVED

By Alameda County Environmental Health at 4:04 pm, Jun 06, 2014

Mr. Keith Nowell
Alameda County Health Agency
1131 Harbor Bay Parkway, Suite 250
Alameda, California 94502

RE: First Semi-Annual 2014 Groundwater Monitoring Report

10151 International Blvd, Oakland, California
Fuel Leak Case No.: RO0002444

Dear Mr. Nowell,

I declare under penalty of perjury that to the best of my knowledge the information and/or recommendations contained in the attached report is/are true and correct.

If you have any questions or need additional information, please contact me at (925) 790-6463.

Sincerely,

A handwritten signature in blue ink that reads "Tim Bishop".

Timothy L. Bishop
Union Oil of California – Project Manager

Attachment:
First Semi-Annual 2014 Groundwater Monitoring Report

Mr. Keith Nowell
Alameda County Health Agency
1131 Harbor Bay Parkway
Alameda, California 94502

Subject:
First Half 2014 Semi-Annually Groundwater Monitoring Report Submittal

ENVIRONMENT

Dear Mr. Nowell:

On behalf of Chevron Environmental Management Company's affiliate, Union Oil Company of California ("Union Oil"), ARCADIS U.S., Inc (ARCADIS) is pleased to submit the enclosed Semi-Annual Groundwater Monitoring Report for the following facility:

Date:
June 6, 2014

Contact:
Katherine Brandt

Phone:
510.596.9675

Email:
Katherine.brandt@
arcadis-us.com

<u>Facility No.</u>	<u>Case No.</u>	<u>Location</u>
7124	RO0002444	10151 International Boulevard Oakland, California

If you have any questions, please contact Katherine Brandt at 510.596.9675.


Our ref:
B0047297.2014

Sincerely,


ARCADIS



Katherine Brandt
Certified Project Manager



Jacob Henry, P.G.
Professional Geologist



Copies:

Mr. Timothy Bishop, Chevron EMC (electronic copy only)

Ms. Cherie McCaulou, CRWQCB – San Francisco Bay Region, 1515 Clay Street, Suite1400,
Oakland, California 94612 (geotracker)

Brahim and Nawa Abbushi, property owner, 10125 International Blvd, Oakland, CA 94603 (CD)

**UNION OIL OF CALIFORNIA
SEMI-ANNUALLY MONITORING REPORT
FIRST HALF 2014
June 6, 2014**

Facility No.: 7124 Address: 10151 International Boulevard, Oakland, California

Consulting Company/Contact Person/Phone No.: ARCADIS / Katherine Brandt / 510.596.9675

Primary Agency/Contact Person/Regulatory ID No.: Alameda County Health Agency / Mr. Keith Nowell / Case No. RO0002444

WORK PERFORMED DURING THIS REPORTING PERIOD (First Half – 2014) :

1. Gettler-Ryan Inc. (G-R) conducted groundwater monitoring and sampling on April 8, 2014. Field data sheets and general procedures are included as **Attachment A**. Four (4) groundwater monitoring wells (MW-1 through MW-4) were gauged and sampled during this monitoring event.

Groundwater samples were analyzed for total petroleum hydrocarbons as gasoline (TPH-g; C6-C12) by Environmental Protection Agency (EPA) Method 8015B; benzene, toluene, ethylbenzene, and total xylenes (BTEX, collectively), oxygenates (methyl tertiary butyl ether [MTBE], tertiary butyl alcohol [TBA], ethyl tertiary butyl ether [ETBE], diisopropyl ether [DIPE], and tertiary amyl methyl ether [TAME]), ethanol, 1,2-dibromoethane (EDB), and 1,2-dichloroethane (EDC) by EPA Method 8260B. Groundwater samples were additionally analyzed for methane by method RSK-175M, EPA Method 310.1 for total alkalinity as calcium carbonate (CaCO₃), EPA Method 300.0 for nitrate (NO₃) and sulfate, EPA Method 353.2 for nitrite (NO₂), EPA Method 415.1 for non-volatile organic carbon, Method SM-3500-FeD for ferrous iron, and EPA Method 6010B for dissolved iron and total manganese.

The site location map, the site plan, and the groundwater contour map are presented on **Figures 1** through **3**. Concentration maps for TPH-g, benzene, and MTBE are on **Figures 4** through **6**. Current Groundwater Gauging and Analytical Results are summarized in **Table 1**, Current Additional Groundwater Analytical Results are summarized in **Table 1a**, Historic Groundwater Gauging and Analytical Results are summarized in **Table 2**, Historic Additional Groundwater Analytical Results are summarized in **Table 2a**, and Historical Groundwater Results from TRC Solutions (TRC) are included as **Attachment B**. A copy of the laboratory analytical report and chain-of-custody documentation is included as **Attachment C**.

WORK PROPOSED FOR THE NEXT REPORTING PERIOD (Second Half – 2014):

1. Perform groundwater monitoring and related reporting during second half 2014.
2. Prepare a Site Assessment Activities report and Conceptual Site Model.

Current Phase of Project: Groundwater Monitoring/Low Threat Closure Request

Site Use: Retail service station

Frequency of Sampling: Groundwater – Semi-Annually

Frequency of Monitoring: Groundwater – Semi-Annually

Separate-Phase Hydrocarbons (SPH) Present: No

Cumulative SPH Recovered to Date: None

SPH Recovered This Quarter: None

Bulk Soil Removed to Date: 60 cubic yards

Bulk Soil Removed this Quarter: None

Water Wells or Surface Waters within a 2000' Radius and Their Respective Directions: None

Groundwater Use Designation: Municipal and Domestic Water Supply

Current Remediation Techniques: None

**UNION OIL OF CALIFORNIA
SEMI-ANNUALLY MONITORING REPORT
FIRST HALF 2014
June 6, 2014**

Facility No.: 7124 Address: 10151 International Boulevard, Oakland, California

Permits for Discharge (No.): None

Approximate Depth to Groundwater : 17.10 (MW-3) – 18.04 (MW-4) feet below top of casing
Measured Estimated

Approximate Groundwater Elevation : 19.85 (MW-1) – 20.62 (MW-3) feet relative to mean sea level
Measured Estimated

Groundwater Gradient: 0.008 ft/ft (Magnitude) Southeast (Direction)

DISCUSSION:

Groundwater flow has switched directions this quarter possibly due to low rainfall and minimal recharge to groundwater during 2014. Groundwater concentrations during the first half 2014 have decreased since previous monitoring events (2012 and 2013). The maximum dissolved concentrations of TPH-g 320 micrograms per liter [$\mu\text{g/L}$] and MTBE (150 $\mu\text{g/L}$) were detected in well MW-3. Other constituents were not detected above the laboratory reporting limits for wells sampled.

The maximum concentrations of monitored natural attenuation analytes are listed as follows: The maximum dissolved concentrations of methane (0.034 milligrams per liter [mg/L]), total alkalinity as CaCO_3 (290 mg/L), and dissolved iron (220 $\mu\text{g/L}$) were detected in well MW-3. The maximum dissolved concentrations of NO_3 (22 mg/L), sulfate (25 mg/L), and total manganese (11,000 $\mu\text{g/L}$) were detected in well MW-1. The maximum dissolved concentration of non-volatile organic carbon (12.0 mg/L) was detected in well MW-4. The maximum concentration of dissolved ferrous iron (1,700 $\mu\text{g/L}$) was detected in well MW-2.

Groundwater elevations at the service station vary by less than a foot, creating a gentle hydraulic gradient of 0.008 foot per foot in the southeast direction.

CONCLUSIONS AND RECOMMENDATIONS:

Dissolved hydrocarbon constituent concentrations have decreased since the previous monitoring event. ARCADIS recommends continued groundwater monitoring during preparation of an updated focused Conceptual Site Model and Low Threat Closure Request.

ATTACHMENTS:

- Figure 1: Site Location Map
- Figure 2: Site Plan
- Figure 3: Groundwater Contour Map
- Figure 4: TPH-g Concentration Map
- Figure 5: Benzene Concentration Map
- Figure 6: MTBE Concentration Map

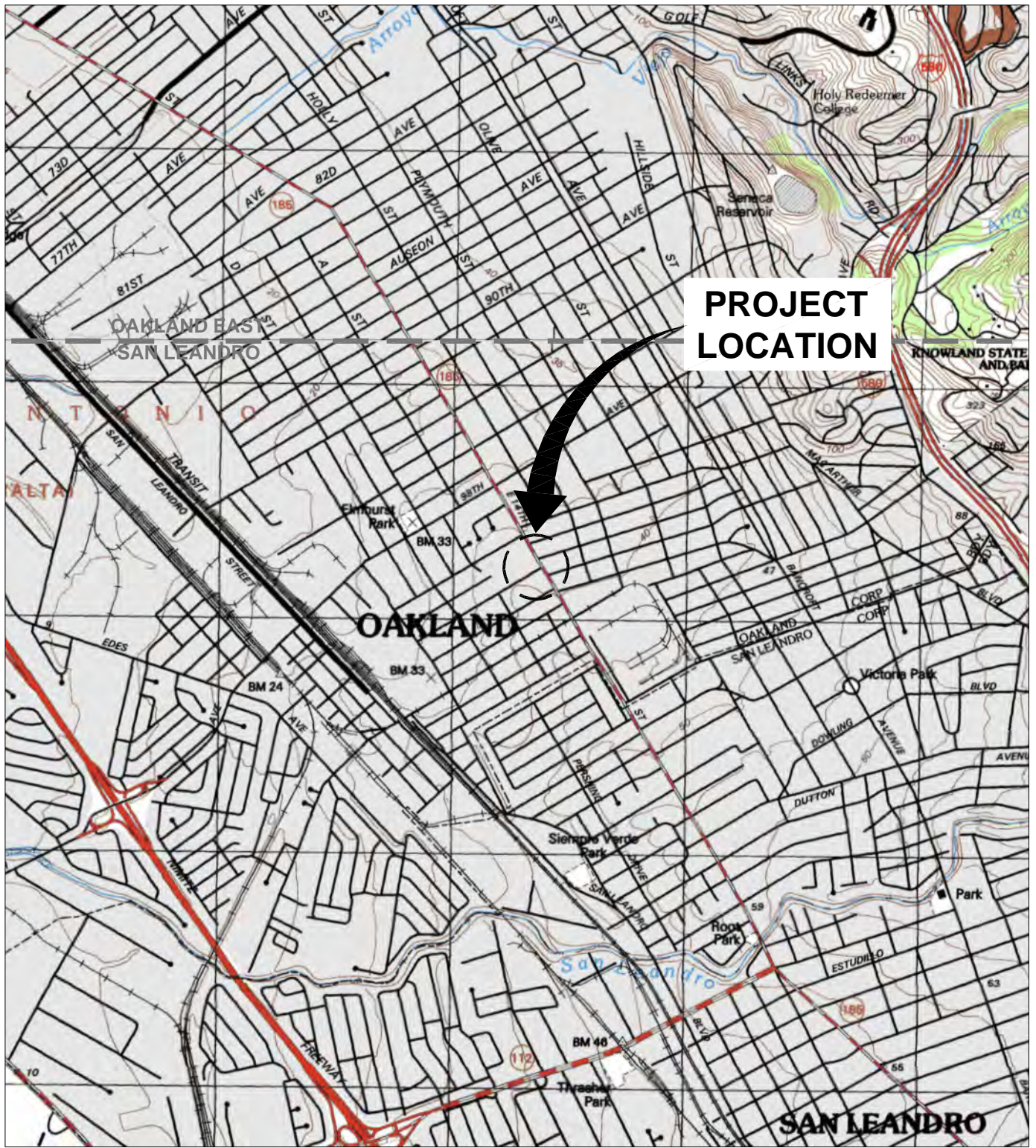
- Table 1: Current Groundwater Gauging and Analytical Results
- Table 1a: Current Groundwater Additional Analytical Results
- Table 2: Historic Groundwater Gauging and Analytical Results
- Table 2a: Historic Groundwater Additional Analytical Results

- Attachment A: Field Data Sheets and General Procedures
- Attachment B: Historical Groundwater Results from TRC
- Attachment C: Laboratory Report and Chain-of-Custody Documentation

ARCADIS

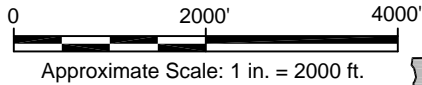
Figures

CITY: PETALUMA, CA DIV/GROUP: ENV DB: J. HARRIS LD: J. HARRIS PIC: J. VOGELBY PM: K. ABBOTT TM: K. ABBOTT Lyr:(Option=7,Off=REF)
 C:\Documents and Settings\jharris\Desktop\ENVCAD\B0047297\000\00001\DWG\G47297N01.dwg LAYOUT: 1 SAVED: 3/11/2011 4:53 AM ACADVER: 18.05 (LMS TECH) PAGESETUP: SETUP1 PLOTSTYLETABLE: ARCADIS.CTB PLOTTED: 3/11/2011 4:55 AM BY: HARRIS, JESSICA



**PROJECT
LOCATION**

REFERENCE: BASE MAP USGS 7.5. MIN. TOPO. QUAD., SAN LEANDRO, CALIFORNIA, 1993, AND OAKLAND EAST, CALIFORNIA, 1997.



UNION OIL
 STATION NO. 7124
 10151 INTERNATIONAL BOULEVARD
 OAKLAND, CALIFORNIA

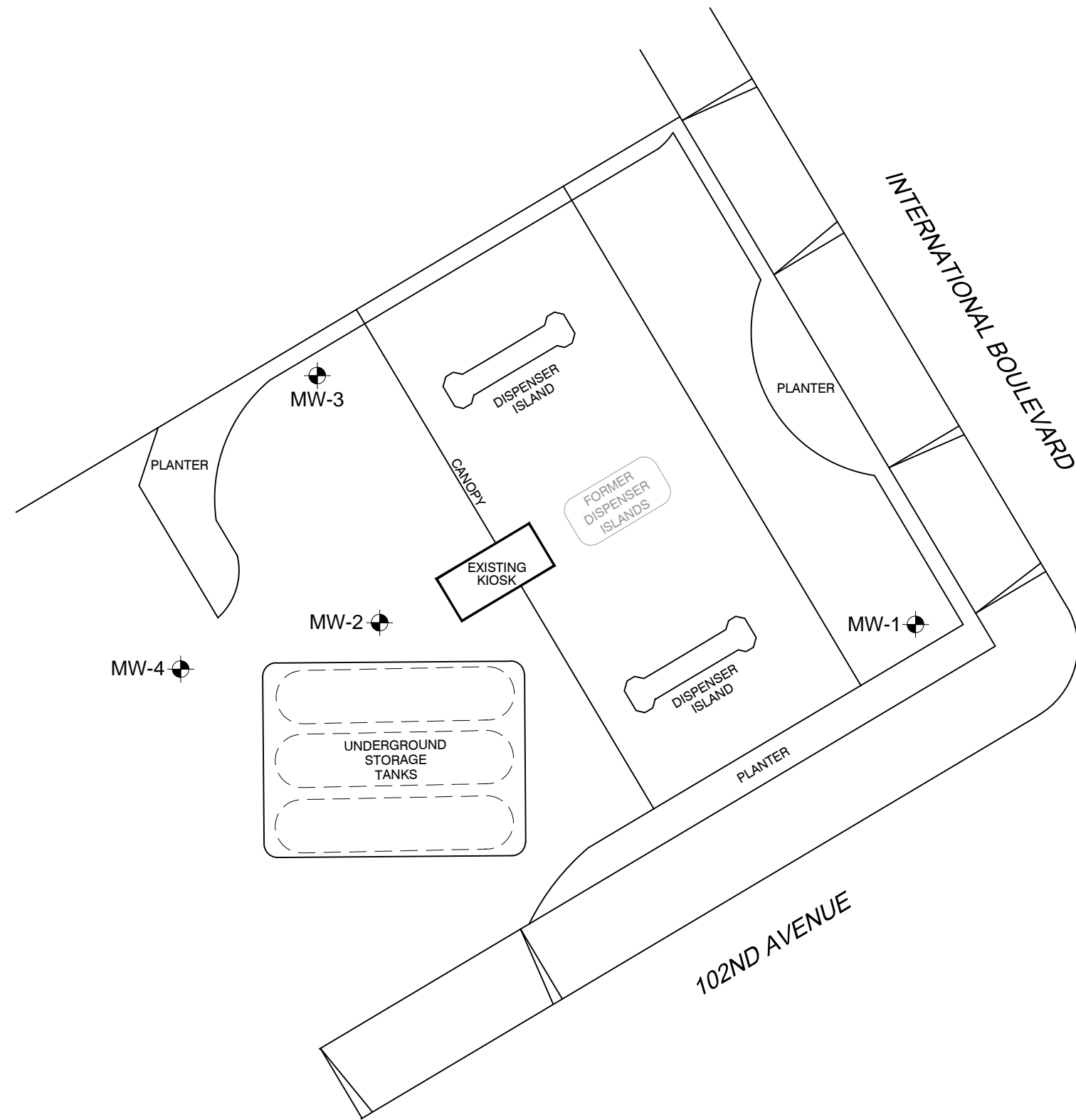
SITE LOCATION MAP




FIGURE
1

XREFS: PROJECTNAME: Oakland East.jpg San Leandro.jpg

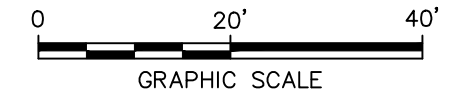
CITY: PETALUMA, CA DIV/GROUP: ENV DE: J. HARRIS LD: J. HARRIS PIC: J. VOGELY PM: K. ABBOTT TM: K. ABBOTT Lyr:Option-Off-REF
 C:\Documents and Settings\jarris\Desktop\ENV\CAD\0047287\000000001\DWG\47287B01.dwg LAYOUT: 2 - SAVED: 3/10/2011 9:17 PM ACADVER: 18.0S (LMS TECH) PAGESETUP: SETUP1 PLOTSTYLETABLE: ARCADIS.CTB PLOTTED: 3/11/2011 4:29 AM BY: HARRIS, JESSICA
 XREFS: IMAGES: PROJECTNAME: ... 47297X01



LEGEND
 MW-1  GROUNDWATER MONITORING WELL

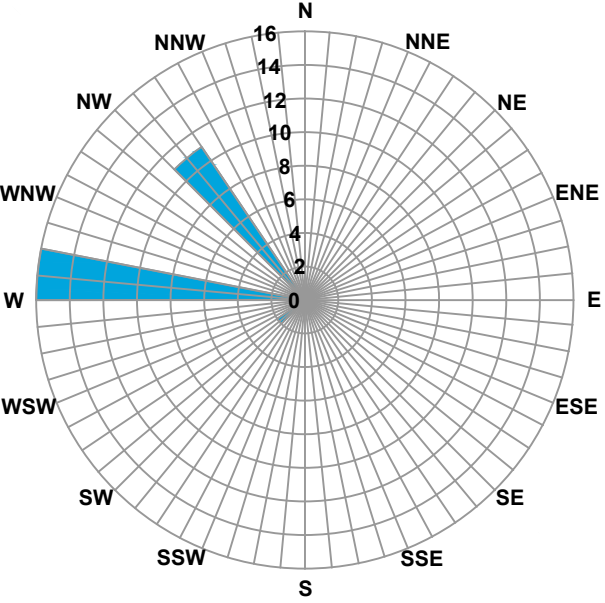
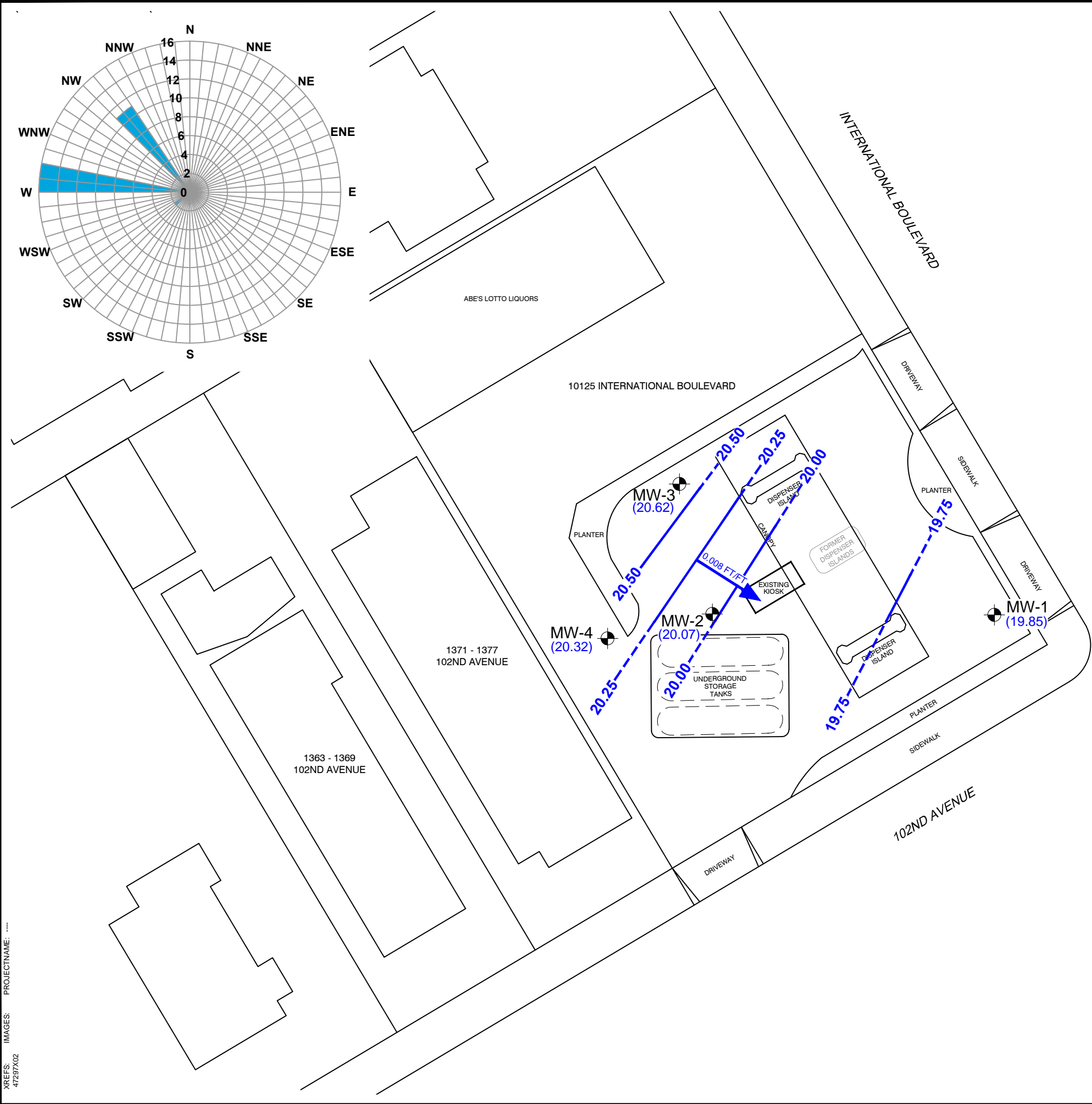


- NOTES:
1. BASE MAP PROVIDED BY TRC, DATED JANUARY 2010, AT A SCALE OF 1"=20'.
 2. ALL SITE FEATURES AND LOCATIONS ARE APPROXIMATE.



UNION OIL STATION NO. 7124 10151 INTERNATIONAL BOULEVARD OAKLAND, CALIFORNIA	
SITE PLAN	
	FIGURE 2

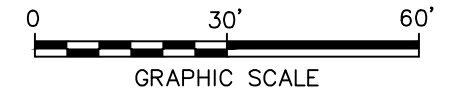
CITY: SAN RAFAEL, CA (Petaluma) DIV: GROUP: ENV DB: J. HARRIS
 C:\Users\jharris\Desktop\ENV\CAD\B0047257\2014\03\GWR2014\DWG\47257\W01.dwg LAYOUT: 3 SAVED: 5/8/2014 11:42 AM ACADVER: 18.1S (LMS TECH) PAGESETUP: SETUP1 PLOTSTYLETABLE: ARCADIS.CTB PLOTTED: 5/20/2014 8:22 AM BY: HARRIS, JESSICA
 XREFS: IMAGES: PROJECTNAME: ... 47297X02



LEGEND

- MW-1 GROUNDWATER MONITORING WELL
- (20.07) GROUNDWATER ELEVATION IN FEET RELATIVE TO MEAN SEA LEVEL (FT MSL)
- 19.75 GROUNDWATER ELEVATION CONTOUR (FT MSL; DASHED WHERE INFERRED)
- 0.008 FT/FT APPROXIMATE GROUNDWATER FLOW DIRECTION AND GRADIENT (FOOT PER FOOT)

- NOTES:**
1. BASE MAP PROVIDED BY TRC, DATED JANUARY 2010, AT A SCALE OF 1"=20'. ADDITIONAL SITE INFORMATION PROVIDED BY STANTEC, DATED SEPTEMBER 23, 2008, AT A SCALE OF 1"=40'.
 2. ALL SITE FEATURES AND LOCATIONS ARE APPROXIMATE.
 3. ALL MONITORING WELLS WERE SAMPLED AND GAUGED ON APRIL 8, 2014.



UNION OIL
STATION NO. 7124
10151 INTERNATIONAL BOULEVARD
OAKLAND, CALIFORNIA

**GROUNDWATER ELEVATION
CONTOUR MAP**

ARCADIS

FIGURE
3

CITY: SAN RAFAEL, CA (Petaluma) DIV: GROUP: ENV. DB: J. HARRIS
 C:\Users\jharris\Desktop\ENV\CAD\B0047287\2014\03\GWR\2014\DWG\47287\01.dwg LAYOUT: 4 - SAVED: 1/2/2014 11:09 AM ACADVER: 18.1S (LMS TECH) PAGESETUP: SETUP1 PLOTSTYLETABLE: ARCADIS.CTB PLOTTED: 5/8/2014 11:38 AM BY: HARRIS, JESSICA
 XREFS: IMAGES: PROJECTNAME: ... 47297X02



LEGEND

MW-1 GROUNDWATER MONITORING WELL

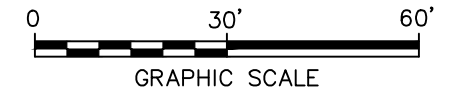
[TPH-g] TOTAL PETROLEUM HYDROCARBONS AS GASOLINE (C6-C12) CONCENTRATION IN MICROGRAMS PER LITER (µg/L)

100 TPH-g ISOCONCENTRATION CONTOUR (µg/L; DASHED WHERE INFERRED)

< DENOTES LESS THAN LABORATORY REPORTING LIMIT



- NOTES:**
1. BASE MAP PROVIDED BY TRC, DATED JANUARY 2010, AT A SCALE OF 1"=20'. ADDITIONAL SITE INFORMATION PROVIDED BY STANTEC, DATED SEPTEMBER 23, 2008, AT A SCALE OF 1"=40'.
 2. ALL SITE FEATURES AND LOCATIONS ARE APPROXIMATE.
 3. ALL MONITORING WELLS WERE SAMPLED AND GAUGED ON APRIL 8, 2014.



UNION OIL
 STATION NO. 7124
 10151 INTERNATIONAL BOULEVARD
 OAKLAND, CALIFORNIA

TPH-g CONCENTRATION MAP

ARCADIS

FIGURE
4

CITY: SAN RAFAEL, CA (Petaluma) DIV: GROUP: ENV. DB: J. HARRIS
 C:\Users\jharris\Desktop\ENV\CAD\B0047257\2014\03\GWR\2014\DWG\47257\02.dwg LAYOUT: 5_SAVED: 1/2/2014 11:09 AM ACADVER: 18.1S (LMS TECH) PAGESETUP: SETUP1 PLOTSTYLETABLE: ARCADIS.CTB PLOTTED: 5/8/2014 11:42 AM BY: HARRIS, JESSICA
 XREFS: IMAGES: PROJECTNAME: ... 47297X02



LEGEND

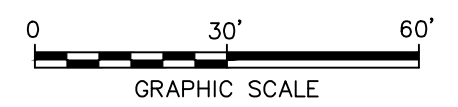
MW-1 GROUNDWATER MONITORING WELL

[BENZ] BENZENE CONCENTRATION IN MICROGRAMS PER LITER ($\mu\text{g/L}$)

< DENOTES LESS THAN LABORATORY REPORTING LIMIT



- NOTES:**
1. BASE MAP PROVIDED BY TRC, DATED JANUARY 2010, AT A SCALE OF 1"=20'. ADDITIONAL SITE INFORMATION PROVIDED BY STANTEC, DATED SEPTEMBER 23, 2008, AT A SCALE OF 1"=40'.
 2. ALL SITE FEATURES AND LOCATIONS ARE APPROXIMATE.
 3. ALL MONITORING WELLS WERE SAMPLED AND GAUGED ON APRIL 8, 2014.



UNION OIL
 STATION NO. 7124
 10151 INTERNATIONAL BOULEVARD
 OAKLAND, CALIFORNIA

BENZENE CONCENTRATION MAP

ARCADIS

FIGURE **5**

CITY: SAN RAFAEL, CA (Petaluma) DIV/GROUP: ENV DB: J. HARRIS
 C:\Users\jharris\Desktop\ENV\CAD\B0047287\2014\03\GWR\2014\DWG\47287C03.dwg LAYOUT: 6_SAVED: 1/15/2014 7:59 AM ACADVER: 18.1S (LMS TECH) PAGES/SETUP: SETUP1_PLOTSTYLETABLE: ARCADIS.CTB PLOTTED: 5/8/2014 11:55 AM BY: HARRIS, JESSICA
 XREFS: IMAGES: PROJECTNAME: 47297X02



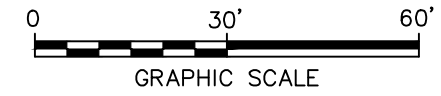
LEGEND

- MW-1 GROUNDWATER MONITORING WELL
- [MTBE] METHYL TERTIARY BUTYL ETHER CONCENTRATION IN MICROGRAMS PER LITER (µg/L)
- 5.0 MTBE ISOCONCENTRATION CONTOUR (µg/L; DASHED WHERE INFERRED)
- < DENOTES LESS THAN LABORATORY REPORTING LIMIT



NOTES:

1. BASE MAP PROVIDED BY TRC, DATED JANUARY 2010, AT A SCALE OF 1"=20'. ADDITIONAL SITE INFORMATION PROVIDED BY STANTEC, DATED SEPTEMBER 23, 2008, AT A SCALE OF 1"=40'.
2. ALL SITE FEATURES AND LOCATIONS ARE APPROXIMATE.
3. ALL MONITORING WELLS WERE SAMPLED AND GAUGED ON APRIL 8, 2014.



UNION OIL STATION NO. 7124 10151 INTERNATIONAL BOULEVARD OAKLAND, CALIFORNIA	
MTBE CONCENTRATION MAP	
	FIGURE 6

ARCADIS

Tables

Table 1
Current Groundwater Gauging and Analytical Results
76 Station 7124
10151 International Boulevard, Oakland, California

Well ID	Date Sampled	TOC Elevation (feet MSL)	DTW (feet bTOC)	LPH Thickness (feet)	GW Elevation (feet MSL)	Previous Quarter GWE (feet MSL)	Change in Elevation (feet)	TPH-g (8015B)	Benzene	Toluene	Ethyl-benzene	Total Xylenes	MTBE	TBA	DIPE	TAME	ETBE	Ethanol	EDB	EDC	Comments
MW-1	4/8/2014	37.37	17.52	0.00	19.85	19.75	0.10	<50	<0.50	<0.50	<0.50	<1.0	<0.50	<10	<0.50	<0.50	<0.50	<250	<0.50	<0.50	
MW-2	4/8/2014	37.87	17.80	0.00	20.07	19.13	0.94	<50	<0.50	<0.50	<0.50	<1.0	<0.50	<10	<0.50	<0.50	<0.50	<250	<0.50	<0.50	
MW-3	4/8/2014	37.72	17.10	0.00	20.62	19.10	1.52	320	<0.50	<0.50	<0.50	<1.0	150	<10	<0.50	<0.50	<0.50	<250	<0.50	<0.50	
MW-4	4/8/2014	38.36	18.04	0.00	20.32	19.03	1.29	<50	<0.50	<0.50	<0.50	<1.0	<0.50	<10	<0.50	<0.50	<0.50	<250	<0.50	<0.50	

Note

Analytical results given in micrograms per liter (µg/l), unless otherwise stated

Standard Abbreviations

- not analyzed, measured, or collected
- < not detected at or above laboratory detection limit
- TOC top of casing (surveyed reference elevation)
- feet MSL feet relative to mean sea level
- DTW depth to water
- bTOC below top of casing
- LPH liquid-phase hydrocarbons
- GW groundwater
- GWE groundwater elevation
- µg/l micrograms per liter (approx. equivalent to parts per billion, ppb)

Analytes

- TPH-g total petroleum hydrocarbons with gasoline (C6-C12)
- MTBE methyl tertiary butyl ether
- TBA tertiary butyl alcohol
- DIPE di-isopropyl ether
- TAME tertiary amyl methyl ether
- ETBE ethyl tertiary butyl ether
- EDB 1,2-dibromoethane (same as ethylene dibromide)
- EDC 1,2-dichloroethane (same ethylene dichloride)
- 8015B EPA Method 8015B for TPH-g (C6-C12)
- EPA Environmental Protection Agency
- 8260B EPA Method 8260B for BTEX/MTBE, Oxygenates, EDB, EDC, and ethanol

Table 1a
Current Additional Groundwater Analytical Results
76 Station 7124
10151 International Boulevard, Oakland, California

Well ID	Date Sampled	Methane (mg/L)	Total Alkalinity as CaCO3 (mg/L)	NO3 (mg/L)	NO2 (mg/L)	Sulfate (mg/L)	Total Sulfide (mg/L)	NVOC (mg/L)	Iron (II) Species	Dissolved Iron	Total Manganese	Comments
MW-1	4/8/2014	0.0049	170	22	<0.17	25	<0.10	1.3	<100	<50	11,000	
MW-2	4/8/2014	0.007	210	<0.44	<0.17	33	<0.10	1.4	1,700	140	8,400	
MW-3	4/8/2014	0.034	290	<0.44	<0.17	2.1	<0.10	1.3	1,200	220	6,000	A01
MW-4	4/8/2014	<0.0010	130	5	<0.17	17	<0.10	12.0	280	200	1,200	A01

Note

Analytical results given in micrograms per liter (µg/l), unless otherwise stated

Standard Abbreviations

-- not analyzed, measured, or collected
 < not detected at or above laboratory detection limit
 mg/l milligrams per liter (approx. equivalent to parts per million, ppm)
 µg/l micrograms per liter (approx. equivalent to parts per billion, ppb)

Analytes

CaCO3 calcium carbonate
 NO3 nitrate
 NO2 nitrite
 NVOC non-volatile organic carbon
 RSK-175M Method RSK-175M for Methane
 310.1 EPA Method 310.1 for Total Alkalinity as CaCO3
 EPA Environmental Protection Agency
 300.0 EPA Method 300.0 for NO3 and Sulfate
 353.2 EPA Method 353.2 for NO2
 SM-4500SD Method SM-4500SD for Total Sulfide
 415.1 EPA Method 415.1 for NVOC
 SM-3500-FeD Method SM-3500-FeD for Iron (II) Species
 6010B EPA Method 6010B for Dissolved Iron and Total Manganese

Notes

A01 PQL's and MDL's are raised due to sample dilution.
 PQL practical quantitation limit
 MDL method detection limit
 A10 PQL's and MDL's were raised due to matrix interference.

Table 2
Historic Groundwater Gauging and Analytical Results
76 Station 7124
10151 International Boulevard, Oakland, California

Well ID	Date Sampled	TOC Elevation (feet MSL)	DTW (feet bTOC)	LPH Thickness (feet)	GW Elevation (feet MSL)	Previous Quarter GWE (feet MSL)	Change in Elevation (feet)	TPH-g (8015B)	Benzene	Toluene	Ethyl-benzene	Total Xylenes	MTBE	TBA	DIPE	TAME	ETBE	Ethanol	EDB	EDC	Comments
MW-1	11/2/2011	37.37	17.52	0.00	19.85	21.02	-1.17	<50	<0.50	<0.50	<0.50	<1.0	<0.50	<10	<0.50	<0.50	<0.50	<250	<0.50	<0.50	
MW-1	4/6/2012	37.37	14.20	0.00	23.17	20.99	2.18	<50	<0.50	<0.50	<0.50	<1.0	<0.50	<10	<0.50	<0.50	<0.50	<250	<0.50	<0.50	
MW-1	6/13/2013	37.37	16.81	0.00	20.56	23.17	-2.61	<50	<0.50	<0.50	<0.50	<1.0	<0.50	<10	<0.50	<0.50	<0.50	<250	<0.50	<0.50	
MW-1	10/7/2013	37.37	17.62	0.00	19.75	20.56	-0.81	<50	<0.50	<0.50	<0.50	<1.0	<0.50	<10	<0.50	<0.50	<0.50	<250	<0.50	<0.50	
MW-1	4/8/2014	37.37	17.52	0.00	19.85	19.75	0.10	<50	<0.50	<0.50	<0.50	<1.0	<0.50	<10	<0.50	<0.50	<0.50	<250	<0.50	<0.50	
MW-2	11/2/2011	37.87	17.15	0.00	20.72	20.19	0.53	96	<0.50	<0.50	<0.50	<1.0	<0.50	<10	<0.50	<0.50	<0.50	<250	<0.50	<0.50	
MW-2	4/6/2012	37.87	15.63	0.00	22.24	20.72	1.52	<50	<0.50	<0.50	<0.50	<1.0	<0.50	<10	<0.50	<0.50	<0.50	<250	<0.50	<0.50	
MW-2	6/13/2013	37.87	18.03	0.00	19.84	22.24	-2.40	<50	<0.50	<0.50	<0.50	<1.0	<0.50	<10	<0.50	<0.50	<0.50	<250	<0.50	<0.50	
MW-2	10/7/2013	37.87	18.74	0.00	19.13	19.84	-0.71	99	<0.50	<0.50	<0.50	<1.0	<0.50	<10	<0.50	<0.50	<0.50	<250	<0.50	<0.50	
MW-2	4/8/2014	37.87	17.80	0.00	20.07	19.13	<0.10	<50	<0.50	<0.50	<0.50	<1.0	<0.50	<10	<0.50	<0.50	<0.50	<250	<0.50	<0.50	
MW-3	11/2/2011	37.72	17.55	0.00	20.17	20.07	0.10	880	<0.50	<0.50	<0.50	<1.0	35	<10	<0.50	<0.50	<0.50	<250	<0.50	<0.50	
MW-3	4/6/2012	37.72	16.40	0.00	21.32	20.17	1.15	1,000	<0.50	<0.50	<0.50	<1.0	210	85	<0.50	<0.50	<0.50	<250	<0.50	<0.50	A01
MW-3	6/13/2013	37.72	17.45	0.00	20.27	21.32	-1.05	<50	<0.50	<0.50	<0.50	<1.0	6.5	<10	<0.50	<0.50	<0.50	<250	<0.50	<0.50	
MW-3	10/7/2013	37.72	18.62	0.00	19.10	20.27	-1.17	880	<0.50	<0.50	<0.50	<1.0	12	<10	<0.50	<0.50	<0.50	<250	<0.50	<0.50	
MW-3	4/8/2014	37.72	17.10	0.00	20.62	19.10	1.52	320	<0.50	<0.50	<0.50	<1.0	150	<10	<0.50	<0.50	<0.50	<250	<0.50	<0.50	
MW-4	11/2/2011	38.36	18.27	0.00	20.09	20.08	0.01	170	<0.50	<0.50	<0.50	<1.0	<0.50	<10	<0.50	<0.50	<0.50	<250	<0.50	<0.50	
MW-4	4/6/2012	38.36	15.68	0.00	22.68	20.09	2.59	200	<0.50	<0.50	<0.50	<1.0	1.7	58	<0.50	<0.50	<0.50	<250	<0.50	<0.50	
MW-4	6/13/2013	38.36	18.65	0.00	19.71	22.68	-2.97	<50	<0.50	<0.50	<0.50	<1.0	<0.50	<10	<0.50	<0.50	<0.50	<250	<0.50	<0.50	
MW-4	10/7/2013	38.36	19.33	0.00	19.03	19.71	-0.68	95	<0.50	<0.50	<0.50	<1.0	<0.50	<10	<0.50	<0.50	<0.50	<250	<0.50	<0.50	
MW-4	4/8/2014	38.36	18.04	0.00	20.32	19.03	1.29	<50	<0.50	<0.50	<0.50	<1.0	<0.50	<10	<0.50	<0.50	<0.50	<250	<0.50	<0.50	

Note

Analytical results given in micrograms per liter (µg/l), unless otherwise stated

Standard Abbreviations

- not analyzed, measured, or collected
- < not detected at or above laboratory detection limit
- TOC top of casing (surveyed reference elevation)
- feet MSL feet relative to mean sea level
- DTW depth to water
- bTOC below top of casing
- LPH liquid-phase hydrocarbons
- GW groundwater
- GWE groundwater elevation
- µg/l micrograms per liter (approx. equivalent to parts per billion, ppb)

Analytes

- TPH-g total petroleum hydrocarbons with gasoline (C6-C12)
- MTBE methyl tertiary butyl ether
- TBA tertiary butyl alcohol
- DIPE di-isopropyl ether
- TAME tertiary amyl methyl ether
- ETBE ethyl tertiary butyl ether
- EDB 1,2-dibromoethane (same as ethylene dibromide)
- EDC 1,2-dichloroethane (same ethylene dichloride)
- 8015B EPA Method 8015B for TPH-g (C6-C12)
- EPA Environmental Protection Agency
- 8260B EPA Method 8260B for BTEX/MTBE, Oxygenates, EDB, EDC, and ethanol

Notes

- A01 PQL's and MDL's are raised due to sample dilution.
- PQL practical quantitation limit
- MDL method detection limit

Table 2a
Historic Additional Groundwater Analytical Results
76 Station 7124
10151 International Boulevard, Oakland, California

Well ID	Date Sampled	Methane (mg/L)	Total Alkalinity as CaCO3 (mg/L)	NO3 (mg/L)	NO2 (mg/L)	Sulfate (mg/L)	Total Sulfide (mg/L)	NVOC (mg/L)	Iron (II) Species	Dissolved Iron	Total Manganese	Comments
MW-1	6/13/2013	<0.0010	17.52	24	<0.17	23	<0.50	1.1	<100	<50	31,000	A10
MW-1	10/7/2013	0.015	150	0	<0.17	22	<0.10	3.4	<100	<50	13,000	
MW-1	4/8/2014	0.0049	170	22	<0.17	25	<0.10	1.3	<100	<50	11,000	
MW-2	6/13/2013	<0.0010	180	<0.44	<0.17	20	<0.10	1.0	250	120	9,700	
MW-2	10/7/2013	0.0049	200	<0.44	<0.17	9.6	<0.10	3.2	2700	260	5,600	
MW-2	4/8/2014	0.007	210	<0.44	<0.17	33	<0.10	1.4	1,700	140	8,400	
MW-3	6/13/2013	0.075	260	<0.44	<0.17	<1.0	<0.10	1.4	3,200	160	5,700	
MW-3	10/7/2013	0.071	260	<0.44	<0.17	<1.0	<0.10	3.1	9,000	710	9,600	A01
MW-3	4/8/2014	0.034	290	<0.44	<0.17	2.1	<0.10	1.3	1,200	220	6,000	A01
MW-4	6/13/2013	<0.0010	210	<0.44	<0.17	15	<0.50	4.7	5,200	<50	7,900	A01, A10
MW-4	10/7/2013	<0.0010	190	<0.44	<0.17	18	<0.10	8.2	13,000	220	5,000	A01
MW-4	4/8/2014	<0.0010	130	5	<0.17	17	<0.10	12.0	280	200	1,200	A01

Note

Analytical results given in micrograms per liter (µg/l), unless otherwise stated

Standard Abbreviations

- not analyzed, measured, or collected
- < not detected at or above laboratory detection limit
- mg/l milligrams per liter (approx. equivalent to parts per million, ppm)
- µg/l micrograms per liter (approx. equivalent to parts per billion, ppb)

Analytes

- CaCO3 calcium carbonate
- NO3 nitrate
- NO2 nitrite
- NVOC non-volatile organic carbon
- RSK-175M Method RSK-175M for Methane
- 310.1 EPA Method 310.1 for Total Alkalinity as CaCO3
- EPA Environmental Protection Agency
- 300.0 EPA Method 300.0 for NO3 and Sulfate
- 353.2 EPA Method 353.2 for NO2
- SM-4500SD Method SM-4500SD for Total Sulfide
- 415.1 EPA Method 415.1 for NVOC
- SM-3500-FeD Method SM-3500-FeD for Iron (II) Species
- 6010B EPA Method 6010B for Dissolved Iron and Total Manganese

Notes

- A01 PQL's and MDL's are raised due to sample dilution.
- PQL practical quantitation limit
- MDL method detection limit
- A10 PQL's and MDL's were raised due to matrix interference.

ARCADIS

Attachment A

Field Data Sheets and General Procedures



GETTLER-RYAN INC.



TRANSMITTAL

April 11, 2014
G-R #385639

TO: Ms. Katherine Brandt
Arcadis
2000 Powell Street, 7th Floor
Emeryville, CA 94608

FROM: Deanna L. Harding
Project Coordinator
Gettler-Ryan Inc.
6805 Sierra Court, Suite G
Dublin, California 94568

RE: **Chevron Facility**
#351638/7124
10151 International Boulevard
Oakland, California

WE HAVE ENCLOSED THE FOLLOWING:

COPIES	DESCRIPTION
VIA PDF	Groundwater Monitoring and Sampling Data Package First Semi-Annual Event of April 8, 2014

COMMENTS:

Pursuant to your request, we are providing you with copies of the above referenced data for your use.

Please provide us the updated historical data prior to the next monitoring and sampling event for our field use.

Please feel free to contact me if you have any comments/questions.

trans/351638 7124

WELL CONDITION STATUS SHEET

Client/
 Facility #: **Chevron #351638 / 7124**
 Site Address: **10151 International Blvd.**
 City: **Oakland, CA**

Job #: **385639**
 Event Date: **4/8/14**
 Sampler: **SH**

WELL ID	Vault Frame Condition	Gasket/O-Ring <small>(M) Missing (R) Replaced</small>	Bolts <small>(M) Missing (R) Replaced</small>	Bolt Flanges <small>B=Broken S=Stripped R=Retap</small>	Apron Condition <small>C=Cracked B=Broken G=Gone</small>	Grout Seal <small>(Deficient) Inches from TOC</small>	Casing <small>(Condition prevents tight cap seal)</small>	REPLACE LOCK Y/N	REPLACE CAP Y/N	WELL VAULT <small>Manufacture/Size/ # of Bolts</small>	Pictures Taken Y/N
MW-1	ok	—	—	—	—	—	—	N	N	12" emco	N
MW-2	ok	—	—	—	—	—	—	↓	↓	↓	↓
MW-3	ok	—	—	—	—	—	—	↓	↓	↓	↓
MW-4	ok	→	1xM	1xB	ok	→	→	↓	↓	12" MORRISON	↓

Comments _____

STANDARD OPERATING PROCEDURE - GROUNDWATER SAMPLING

Gettler-Ryan Inc. (GR) field personnel adhere to the following procedures for the collection and handling of groundwater samples prior to analysis by the analytical laboratory. All work is performed in accordance with the GR Health & Safety Plan and all client-specific programs. The scope of work and type of analysis to be performed is determined prior to commencing field work.

Prior to sampling, the presence or absence of free-phase hydrocarbons is determined using an interface probe. Product thickness, if present, is measured to the nearest 0.01 foot and is noted in the field notes. In addition, all depth to water level measurements are collected with a static water level indicator and are also recorded in the field notes, prior to purging and sampling any wells.

After water levels are collected and prior to sampling, if purging is to occur, each well is purged a minimum of three well casing volumes of water using pre-cleaned pumps (stack, peristaltic or Grundfos), or disposable bailers. Temperature, pH and electrical conductivity are measured a minimum of three times during the purging (additional parameters such as dissolved oxygen, oxidation reduction potential, turbidity may also be measured, depending on specific scope of work.). Purging continues until these parameters stabilize.

Groundwater samples are collected using disposable bailers. The water samples are transferred from the bailer into appropriate containers. Pre-preserved containers, supplied by analytical laboratories, are used. When pre-preserved containers are not available, the laboratory is instructed to preserve the sample as appropriate. Duplicate samples are collected for the laboratory to use in maintaining quality assurance/quality control standards, as directed by the scope of work. The samples are labeled to include the job number, sample identification, collection date and time, analysis, preservation (if any), and the sample collector's initials. The water samples are placed in a cooler, maintained at 4°C for transport to the laboratory. Once collected in the field, all samples are maintained under chain of custody until delivered to the laboratory.

The chain of custody document includes the job number, type of preservation, if any, analysis requested, sample identification, date and time collected, and the sample collector's name. The chain of custody is signed and dated (including time of transfer) by each person who receives or surrenders the samples, beginning with the field personnel and ending with the laboratory personnel.

A laboratory supplied trip blank accompanies each sampling set. The trip blank is analyzed for some or all of the same compounds as the groundwater samples.

As requested by Chevron Environmental Management Company, the purge water and decontamination water generated during sampling activities is transported by Clean Harbors Environmental Services to Seaport Environmental located in Redwood City, California.



GETTLER-RYAN INC.

WELL MONITORING/SAMPLING FIELD DATA SHEET

Client/Facility#: Chevron #351638 / 7124 Job Number: 385639
 Site Address: 10151 International Blvd. Event Date: 4/8/14 (inclusive)
 City: Oakland, CA Sampler: JH

Well ID: MW-1 Date Monitored: 4/8/14
 Well Diameter: 4 in.
 Total Depth: 29.84 ft.
 Depth to Water: 17.52 ft. Check if water column is less than 0.50 ft.
12.32 xVF .66 = 8.13 x3 case volume = Estimated Purge Volume: 24.39 gal.
 Depth to Water w/ 80% Recharge [(Height of Water Column x 0.20) + DTW]: 19.98

Volume	3/4"= 0.02	1"= 0.04	2"= 0.17	3"= 0.38
Factor (VF)	4"= 0.66	5"= 1.02	6"= 1.50	12"= 5.80

Purge Equipment:
 Disposable Bailer _____
 Stainless Steel Bailer _____
 Stack Pump X
 Suction Pump _____
 Grundfos _____
 Peristaltic Pump _____
 QED Bladder Pump _____
 Other: _____

Sampling Equipment:
 Disposable Bailer X
 Pressure Bailer _____
 Metal Filters _____
 Peristaltic Pump _____
 QED Bladder Pump _____
 Other: _____

Time Started: _____ (2400 hrs)
 Time Completed: _____ (2400 hrs)
 Depth to Product: _____ ft
 Depth to Water: _____ ft
 Hydrocarbon Thickness: _____ ft
 Visual Confirmation/Description: _____
 Skimmer / Absorbant Sock (circle one)
 Amt Removed from Skimmer: _____ gal
 Amt Removed from Well: _____ gal
 Water Removed: _____

Start Time (purge): 0530 Weather Conditions: Clean
 Sample Time/Date: 0600 / 4/8/14 Water Color: cloudy Odor: Y 10
 Approx. Flow Rate: 1-2 gpm. Sediment Description: Light
 Did well de-water? No If yes, Time: _____ Volume: _____ gal. DTW @ Sampling: 18.26

Time (2400 hr.)	Volume (gal.)	pH	Conductivity (µmhos/cm - <u>15</u>)	Temperature (<u>G</u> / F)	D.O. (mg/L)	ORP (mV)
<u>0534</u>	<u>8</u>	<u>7.26</u>	<u>484</u>	<u>17.7</u>	PRE: <u>1.0</u>	PRE: <u>27</u>
<u>0538</u>	<u>16</u>	<u>7.20</u>	<u>462</u>	<u>17.4</u>		
<u>0543</u>	<u>25</u>	<u>7.11</u>	<u>451</u>	<u>17.3</u>	POST: <u>1.1</u>	POST: <u>35</u>

LABORATORY INFORMATION

SAMPLE ID	(#) CONTAINER	REFRIG.	PRESERV. TYPE	LABORATORY	ANALYSES
MW-1	6 x voa vial	YES	HCL	BC LABS	TPH-GRO(C6-C12)(8015)/BTEx+MTBE(8260)/8 OXYS (8260)
	1 x 1 liter poly	YES	NP	BC LABS	NITRATE/NITRITE/SULFATE/ALKALINITY/DISSOLVED IRON
	1 x 500ml poly	YES	ZnAc	BC LABS	SULFIDE
	1 x 500ml amber	YES	H2SO4	BC LABS	TOC
	1 x 250ml poly	YES	HCL	BC LABS	FERROUS IRON
	1 x 500ml poly	YES	HNO3	BC LABS	TOTAL MANGANESE
	2 x voa vial	YES	NP	BC LABS	METHANE

COMMENTS: _____

Add/Replaced Gasket: _____ Add/Replaced Bolt: _____ Add/Replaced Lock: _____ Add/Replaced Plug: _____



GETTLER - RYAN INC.

WELL MONITORING/SAMPLING FIELD DATA SHEET

Client/Facility#: Chevron #351638 / 7124
 Site Address: 10151 International Blvd.
 City: Oakland, CA

Job Number: 385639
 Event Date: 4/8/14 (inclusive)
 Sampler: JD

Well ID: MW-2
 Well Diameter: 4 in.
 Total Depth: 25.26 ft.
 Depth to Water: 17.80 ft.

Date Monitored: 4/8/14

Volume Factor (VF)	3/4"= 0.02	1"= 0.04	2"= 0.17	3"= 0.38
	4"= 0.66	5"= 1.02	6"= 1.50	12"= 5.80

Check if water column is less than 0.50 ft.
 Depth to Water 7.46 xVF .66 = 4.92 x3 case volume = Estimated Purge Volume: 14.77 gal.

Depth to Water w/ 80% Recharge [(Height of Water Column x 0.20) + DTW]: 19.29

Purge Equipment:

Disposable Bailer _____
 Stainless Steel Bailer _____
 Stack Pump X
 Suction Pump _____
 Grundfos _____
 Peristaltic Pump _____
 QED Bladder Pump _____
 Other: _____

Sampling Equipment:

Disposable Bailer X
 Pressure Bailer _____
 Metal Filters _____
 Peristaltic Pump _____
 QED Bladder Pump _____
 Other: _____

Time Started:	_____ (2400 hrs)
Time Completed:	_____ (2400 hrs)
Depth to Product:	_____ ft
Depth to Water:	_____ ft
Hydrocarbon Thickness:	_____ ft
Visual Confirmation/Description:	_____
Skimmer / Absorbant Sock (circle one)	_____
Amt Removed from Skimmer:	_____ gal
Amt Removed from Well:	_____ gal
Water Removed:	_____ gal

Start Time (purge): 0615
 Sample Time/Date: 0650 / 4/8/14
 Approx. Flow Rate: 1 gpm.
 Did well de-water? No If yes, Time: _____ Volume: _____ gal.

Weather Conditions: Clear
 Water Color: cloudy Odor: Y10
 Sediment Description: L1545
 DTW @ Sampling: 18.59

Time (2400 hr.)	Volume (gal.)	pH	Conductivity (µmhos/cm - <u>GS</u>)	Temperature (°C / F)	D.O. (mg/L)	ORP (mV)
<u>0620</u>	<u>5</u>	<u>7.39</u>	<u>425</u>	<u>17.9</u>	PRE: <u>1.1</u>	PRE: <u>59</u>
<u>0625</u>	<u>10</u>	<u>7.22</u>	<u>416</u>	<u>17.8</u>		
<u>0630</u>	<u>15</u>	<u>7.06</u>	<u>404</u>	<u>17.6</u>	POST: <u>1.0</u>	POST: <u>65</u>

LABORATORY INFORMATION

SAMPLE ID	(#) CONTAINER	REFRIG.	PRESERV. TYPE	LABORATORY	ANALYSES
MW-2	<u>6</u> x voa vial	YES	HCL	BC LABS	TPH-GRO(C6-C12)(8015)/BTEX+MTBE(8260)/8 OXYS (8260)
	<u>1</u> x 1 liter poly	YES	NP	BC LABS	NITRATE/NITRITE/SULFATE/ALKALINITY/DISSOLVED IRON
	<u>1</u> x 500ml poly	YES	ZnAc	BC LABS	SULFIDE
	<u>1</u> x 500ml amber	YES	H2SO4	BC LABS	TOC
	<u>1</u> x 250ml poly	YES	HCL	BC LABS	FERROUS IRON
	<u>1</u> x 500ml poly	YES	HNO3	BC LABS	TOTAL MANGANESE
	<u>2</u> x voa vial	YES	NP	BC LABS	METHANE

COMMENTS:

Add/Replaced Gasket: _____ Add/Replaced Bolt: _____ Add/Replaced Lock: _____ Add/Replaced Plug: _____



GETTLER-RYAN INC.

WELL MONITORING/SAMPLING FIELD DATA SHEET

Client/Facility#: Chevron #351638 / 7124
 Site Address: 10151 International Blvd.
 City: Oakland, CA

Job Number: 385639
 Event Date: 4/8/14 (inclusive)
 Sampler: JH

Well ID: MW-3
 Well Diameter: 4 in.
 Total Depth: 25.20 ft.
 Depth to Water: 17.10 ft.
8.18 xVF = .66 = 5.34

Date Monitored: 4/8/14

Volume	3/4"= 0.02	1"= 0.04	2"= 0.17	3"= 0.38
Factor (VF)	4"= 0.66	5"= 1.02	6"= 1.50	12"= 5.80

Check if water column is less than 0.50 ft.
 Depth to Water w/ 80% Recharge [(Height of Water Column x 0.20) + DTW]: 18.72
 x3 case volume = Estimated Purge Volume: 16.03 gal.

Purge Equipment:
 Disposable Bailer _____
 Stainless Steel Bailer _____
 Stack Pump X
 Suction Pump _____
 Grundfos _____
 Peristaltic Pump _____
 QED Bladder Pump _____
 Other: _____

Sampling Equipment:
 Disposable Bailer X
 Pressure Bailer _____
 Metal Filters _____
 Peristaltic Pump _____
 QED Bladder Pump _____
 Other: _____

Time Started: _____ (2400 hrs)
 Time Completed: _____ (2400 hrs)
 Depth to Product: _____ ft
 Depth to Water: _____ ft
 Hydrocarbon Thickness: _____ ft
 Visual Confirmation/Description: _____
 Skimmer / Absorbant Sock (circle one)
 Amt Removed from Skimmer: _____ gal
 Amt Removed from Well: _____ gal
 Water Removed: _____

Start Time (purge): 0710
 Sample Time/Date: 0745 / 4/8/14
 Approx. Flow Rate: 1 gpm.
 Did well de-water? No If yes, Time: _____ Volume: _____ gal. DTW @ Sampling: 17.81

Weather Conditions: Clear
 Water Color: cloudy Odor: Y 10
 Sediment Description: LsHr

Time (2400 hr.)	Volume (gal.)	pH	Conductivity (µmhos/cm - 10)	Temperature (°C / F)	D.O. (mg/L)	ORP (mV)
<u>0714</u>	<u>4</u>	<u>7.26</u>	<u>388</u>	<u>17.9</u>	PRE: <u>1.3</u>	PRE: <u>-17</u>
<u>0720</u>	<u>10</u>	<u>7.20</u>	<u>401</u>	<u>17.8</u>		
<u>0726</u>	<u>16</u>	<u>7.18</u>	<u>392</u>	<u>17.7</u>	POST: <u>1.1</u>	POST: <u>-09</u>

LABORATORY INFORMATION

SAMPLE ID	(#) CONTAINER	REFRIG.	PRESERV. TYPE	LABORATORY	ANALYSES
<u>MW-3</u>	<u>6</u> x voa vial	YES	HCL	BC LABS	TPH-GRO(C6-C12)(8015)/BTEX+MTBE(8260)/8 OXYS (8260)
	<u>1</u> x 1 liter poly	YES	NP	BC LABS	NITRATE/NITRITE/SULFATE/ALKALINITY/DISSOLVED IRON
	<u>1</u> x 500ml poly	YES	ZnAc	BC LABS	SULFIDE
	<u>1</u> x 500ml amber	YES	H2SO4	BC LABS	TOC
	<u>1</u> x 250ml poly	YES	HCL	BC LABS	FERROUS IRON
	<u>1</u> x 500ml poly	YES	HNO3	BC LABS	TOTAL MANGANESE
	<u>2</u> x voa vial	YES	NP	BC LABS	METHANE

COMMENTS: _____

Add/Replaced Gasket: _____ Add/Replaced Bolt: _____ Add/Replaced Lock: _____ Add/Replaced Plug: _____



GETTLER-RYAN INC.

WELL MONITORING/SAMPLING FIELD DATA SHEET

Client/Facility#: Chevron #351638 / 7124
 Site Address: 10151 International Blvd.
 City: Oakland, CA

Job Number: 385639
 Event Date: 4/8/14 (inclusive)
 Sampler: JH

Well ID: MW-4
 Well Diameter: 4 in.
 Total Depth: 24.95 ft.
 Depth to Water: 18.04 ft.
6.91 xVF = .66 = 4.56

Date Monitored: 4/8/14

Volume	3/4"= 0.02	1"= 0.04	2"= 0.17	3"= 0.38
Factor (VF)	4"= 0.66	5"= 1.02	6"= 1.50	12"= 5.80

Check if water column is less than 0.50 ft.

x3 case volume = Estimated Purge Volume: 13.68 gal.

Depth to Water w/ 80% Recharge [(Height of Water Column x 0.20) + DTW]: 19.42

Purge Equipment:

Disposable Bailer _____
 Stainless Steel Bailer _____
 Stack Pump X
 Suction Pump _____
 Grundfos _____
 Peristaltic Pump _____
 QED Bladder Pump _____
 Other: _____

Sampling Equipment:

Disposable Bailer X
 Pressure Bailer _____
 Metal Filters _____
 Peristaltic Pump _____
 QED Bladder Pump _____
 Other: _____

Time Started: _____ (2400 hrs)
 Time Completed: _____ (2400 hrs)
 Depth to Product: _____ ft
 Depth to Water: _____ ft
 Hydrocarbon Thickness: _____ ft
 Visual Confirmation/Description: _____
 Skimmer / Absorbant Sock (circle one)
 Amt Removed from Skimmer: _____ gal
 Amt Removed from Well: _____ gal
 Water Removed: _____

Start Time (purge): 0805
 Sample Time/Date: 0845 / 4/8/14
 Approx. Flow Rate: 1 gpm.
 Did well de-water? No If yes, Time: _____ Volume: _____

Weather Conditions: Clean
 Water Color: cloudy Odor: (Y) / N / L₁₅ HT
 Sediment Description: L₁₅ HT
 DTW @ Sampling: 18.77

Time (2400 hr.)	Volume (gal.)	pH	Conductivity (µmhos/cm - <u>DS</u>)	Temperature (° / F)	D.O. (mg/L)	ORP (mV)
<u>0810</u>	<u>5</u>	<u>7.56</u>	<u>377</u>	<u>17.8</u>	PRE: <u>1.1</u>	PRE: <u>-58</u>
<u>0815</u>	<u>10</u>	<u>7.29</u>	<u>361</u>	<u>17.6</u>		
<u>0819</u>	<u>14</u>	<u>7.13</u>	<u>344</u>	<u>17.5</u>	POST: <u>1.0</u>	POST: <u>-41</u>

LABORATORY INFORMATION

SAMPLE ID	(#) CONTAINER	REFRIG.	PRESERV. TYPE	LABORATORY	ANALYSES
<u>MW-4</u>	<u>6</u> x voa vial	YES	HCL	BC LABS	TPH-GRO(C6-C12)(8015)/BTEX+MTBE(8260)/8 OXYS (8260)
	<u>1</u> x 1 liter poly	YES	NP	BC LABS	NITRATE/NITRITE/SULFATE/ALKALINITY/DISSOLVED IRON
	<u>1</u> x 500ml poly	YES	ZnAc	BC LABS	SULFIDE
	<u>1</u> x 500ml amber	YES	H2SO4	BC LABS	TOC
	<u>1</u> x 250ml poly	YES	HCL	BC LABS	FERROUS IRON
	<u>1</u> x 500ml poly	YES	HNO3	BC LABS	TOTAL MANGANESE
	<u>2</u> x voa vial	YES	NP	BC LABS	METHANE

COMMENTS:

Add/Replaced Gasket: _____ Add/Replaced Bolt: _____ Add/Replaced Lock: _____ Add/Replaced Plug: _____

CHAIN OF CUSTODY FORM

Union Oil Company of California ■ 6101 Bollinger Canyon Road ■ San Ramon, CA 94583

COC 1 of 1

Union Oil Site ID: <u>7124</u>				Union Oil Consultant: <u>Arcadis</u>				ANALYSES REQUIRED												
Site Global ID: <u>T0600172591</u>				Consultant Contact: <u>Katherine Dunt</u>				TPH - Diesel by EPA 8015	TPH - G by GC/MS - (C-C11)	BTEX/MTBE/OXYS by EPA 8260B	Ethanol by EPA 8260B, pictorial	EPA 8260B Full List with OXYS	Methane / Acetone / Acrolein / Methyl Ethyl Ketone	Dissolved Iron	Sulfide (S ²⁻)	TCC	Ferric Iron	Total Phosphate	Turnaround Time (TAT):	
Site Address: <u>1151 Anterochemical Blvd</u>				Consultant Phone No.: <u>541-266-9675</u>															Standard <input checked="" type="checkbox"/> 24 Hours <input type="checkbox"/>	
<u>Oakland CA</u>				Sampling Company: <u>Letlter Ryan</u>															48 Hours <input type="checkbox"/> 72 Hours <input type="checkbox"/>	
Union Oil PM: <u>Tim Eishler</u>				Sampled By (PRINT): <u>Jim Heizer</u>															Special Instructions	
Union Oil PM Phone No.: <u>925-750-6473</u>				Sampler Signature: <u>[Signature]</u>																
Charge Code: <u>NWRTB-0 251438 -0- LAB</u>				BC Laboratories, Inc. Project Manager: <u>Molly Meyers</u> 4100 Atlas Court, Bakersfield, CA 93308 Phone No. 661-327-4911																
This is a LEGAL document. ALL fields must be filled out CORRECTLY and COMPLETELY.																				
SAMPLE ID				Sample Time	# of Containers											Notes / Comments				
Field Point Name	Matrix	DTW	Date (yymmdd)																	
<u>CA</u>	<u>W-S-A</u>		<u>11/11/14</u>		<u>2</u>															
<u>MW-1</u>	<u>W-S-A</u>		<u>11/11/14</u>	<u>0600</u>	<u>13</u>															
<u>MW-2</u>	<u>W-S-A</u>		<u>11/11/14</u>	<u>0650</u>																
<u>MW-3</u>	<u>W-S-A</u>		<u>11/11/14</u>	<u>0745</u>																
<u>MW-4</u>	<u>W-S-A</u>		<u>11/11/14</u>	<u>0845</u>																
	<u>W-S-A</u>																			
	<u>W-S-A</u>																			
	<u>W-S-A</u>																			
	<u>W-S-A</u>																			
	<u>W-S-A</u>																			
	<u>W-S-A</u>																			
Relinquished By: <u>[Signature]</u> Company: <u>Letlter Ryan</u> Date / Time: <u>11/8/14 1200</u>				Relinquished By: <u>[Signature]</u> Company: <u>Letlter Ryan</u> Date / Time: <u>11/8/14 1240</u>				Relinquished By: _____ Company: _____ Date / Time: _____												
Received By: <u>LETTLER-RYAN INC</u> Company: <u>CA-48-A</u> Date / Time: <u>11/8/14</u>				Received By: <u>Molly Meyers</u> Company: <u>BC Lab</u> Date / Time: <u>11/8/14 1240</u>				Received By: _____ Company: _____ Date / Time: _____												

ARCADIS

Attachment B

Historical Groundwater Results from TRC

Table 2
HISTORIC FLUID LEVELS AND SELECTED ANALYTICAL RESULTS

76 Station 7124

Date Sampled	TOC Elevation (feet)	Depth to Water (feet)	LPH Thickness (feet)	Ground-Water Elevation (feet)	Change in Elevation (feet)	TPH-G 8015 (µg/l)	TPH-G (GC/MS) (µg/l)	Benzene (µg/l)	Toluene (µg/l)	Ethyl-benzene (µg/l)	Total Xylenes (µg/l)	MTBE (8021B) (µg/l)	MTBE (8260B) (µg/l)	Comments
MW-1														
4/8/2002	37.37	14.27	0.00	23.10	--	ND<50	--	ND<0.50	ND<0.50	ND<0.50	ND<0.50	ND<2.5	ND<2.0	
7/28/2002	37.37	15.88	0.00	21.49	-1.61	--	ND<50	ND<0.50	ND<0.50	ND<0.50	ND<1.0	--	ND<2.0	
11/3/2002	37.37	16.75	0.00	20.62	-0.87	--	ND<50	ND<0.50	ND<0.50	ND<0.50	ND<1.0	--	ND<2.0	
1/24/2003	37.37	13.94	0.00	23.43	2.81	--	ND<50	ND<0.50	ND<0.50	ND<0.50	ND<1.0	--	ND<2.0	
4/2/2003	37.37	14.99	0.00	22.38	-1.05	--	460	ND<0.50	ND<0.50	ND<0.50	ND<1.0	--	ND<2.0	
7/1/2003	37.37	15.48	0.00	21.89	-0.49	--	ND<50	ND<0.50	ND<0.50	ND<0.50	ND<1.0	--	ND<2.0	
10/2/2003	37.37	16.68	0.00	20.69	-1.20	--	ND<50	ND<0.50	ND<0.50	ND<0.50	ND<1.0	--	ND<2.0	
1/9/2004	37.37	13.79	0.00	23.58	2.89	--	ND<50	ND<0.50	ND<0.50	ND<0.50	ND<1	--	ND<2	
4/26/2004	37.37	15.21	0.00	22.16	-1.42	--	ND<50	ND<0.50	ND<0.50	ND<0.50	ND<1.0	--	ND<0.50	
7/22/2004	37.37	16.43	0.00	20.94	-1.22	--	ND<50	ND<0.50	ND<0.50	ND<0.50	ND<1.0	--	ND<0.50	
10/29/2004	37.37	16.14	0.00	21.23	0.29	--	ND<50	ND<0.50	ND<0.50	ND<0.50	ND<1.0	--	ND<0.51	
1/12/2005	37.37	12.83	0.00	24.54	3.31	--	ND<50	ND<0.50	ND<0.50	ND<0.50	ND<1.0	--	ND<0.52	
6/20/2005	37.37	14.38	0.00	22.99	-1.55	--	ND<50	ND<0.50	ND<0.50	ND<0.50	ND<1.0	--	ND<0.53	
9/23/2005	37.37	15.92	0.00	21.45	-1.54	--	ND<50	ND<0.50	ND<0.50	ND<0.50	ND<1.0	--	ND<0.54	
12/13/2005	37.37	16.09	0.00	21.28	-0.17	--	ND<50	ND<0.50	ND<0.50	ND<0.50	ND<1.0	--	ND<0.55	
3/24/2006	37.37	11.85	0.00	25.52	4.24	--	ND<50	ND<0.50	ND<0.50	ND<0.50	ND<1.0	--	ND<0.56	
5/30/2006	37.37	13.30	0.00	24.07	-1.45	--	ND<50	ND<0.50	ND<0.50	ND<0.50	ND<1.0	--	ND<0.57	
8/22/2006	37.37	15.11	0.00	22.26	-1.81	--	ND<50	ND<0.50	ND<0.50	ND<0.50	ND<0.50	--	ND<0.58	
10/31/2006	37.37	16.11	0.00	21.26	-1.00	--	ND<50	ND<0.50	ND<0.50	ND<0.50	ND<0.50	--	ND<0.59	
1/12/2007	37.37	15.55	0.00	21.82	0.56	--	ND<50	ND<0.50	ND<0.50	ND<0.50	ND<0.50	--	ND<0.60	
4/4/2007	37.37	15.31	0.00	22.06	0.24	--	ND<50	ND<0.50	ND<0.50	ND<0.50	ND<0.50	--	ND<0.61	
7/5/2007	37.37	16.21	0.00	21.16	-0.90	--	ND<50	ND<0.50	ND<0.50	ND<0.50	ND<0.50	--	ND<0.62	
10/1/2007	37.37	17.13	0.00	20.24	-0.92	--	ND<50	ND<0.50	ND<0.50	ND<0.50	ND<0.50	--	ND<0.63	
1/11/2008	37.37	14.48	0.00	22.89	2.65	--	ND<50	ND<0.50	ND<0.50	ND<0.50	ND<1.0	--	ND<0.64	
4/4/2008	37.37	16.17	0.00	21.20	-1.69	--	ND<50	ND<0.50	ND<0.50	ND<0.50	ND<1.0	--	ND<0.65	Gauged on 5-22-08
7/2/2008	37.37	16.70	0.00	20.67	-0.53	--	ND<50	ND<0.50	ND<0.50	ND<0.50	ND<1.0	--	ND<0.66	
10/2/2008	37.37	17.50	0.00	19.87	-0.80	--	ND<50	ND<0.50	ND<0.50	ND<0.50	ND<1.0	--	ND<0.67	
1/14/2009	37.37	17.30	0.00	20.07	0.20	--	ND<50	ND<0.50	ND<0.50	ND<0.50	ND<1.0	--	ND<0.68	
4/16/2009	37.37	15.60	0.00	21.77	1.70	--	ND<50	ND<0.50	ND<0.50	ND<0.50	ND<1.0	--	ND<0.69	
7/16/2009	37.37	16.90	0.00	20.47	-1.30	--	ND<50	ND<0.50	ND<0.50	ND<0.50	ND<1.0	--	ND<0.70	
1/6/2010	37.37	16.35	0.00	21.02	0.55	--	ND<50	ND<0.50	ND<0.50	ND<0.50	ND<1.0	--	ND<0.71	
MW-2														
4/8/2002	37.87	15.86	0.00	22.01	--	4400	--	ND<2.5	ND<2.5	6.4	ND<2.5	380	490	
7/28/2002	37.87	17.28	0.00	20.59	-1.42	--	3200	ND<2.5	ND<2.5	ND<2.5	ND<5.0	--	170	
11/3/2002	37.87	18.03	0.00	19.84	-0.75	--	3800	ND<5.0	ND<5.0	ND<5.0	ND<10	--	72	
1/24/2003	37.87	15.59	0.00	22.28	2.44	--	410	ND<2.5	ND<2.5	ND<2.5	ND<5.0	--	490	
4/2/2003	37.87	16.50	0.00	21.37	-0.91	--	1000	ND<5.0	ND<5.0	ND<5.0	ND<10	--	180	
7/1/2003	37.87	16.94	0.00	20.93	-0.44	--	1900	ND<2.5	ND<2.5	ND<2.5	ND<5.0	--	120	
10/2/2003	37.87	17.93	0.00	19.94	-0.99	--	6900	ND<0.50	ND<0.50	ND<0.50	ND<1.0	--	32	
1/9/2004	37.87	15.42	0.00	22.45	2.51	--	1000	ND<2.5	ND<2.5	ND<2.5	ND<5.0	--	300	

**Table 2
HISTORIC FLUID LEVELS AND SELECTED ANALYTICAL RESULTS**

76 Station 7124

Date Sampled	TOC Elevation (feet)	Depth to Water (feet)	LPH Thickness (feet)	Ground-Water Elevation (feet)	Change in Elevation (feet)	TPH-G 8015 (µg/l)	TPH-G (GC/MS) (µg/l)	Benzene (µg/l)	Toluene (µg/l)	Ethyl-benzene (µg/l)	Total Xylenes (µg/l)	MTBE (8021B) (µg/l)	MTBE (8260B) (µg/l)	Comments
4/26/2004	37.87	--	--	--	--	--	--	--	--	--	--	--	--	Covered with asphalt
7/22/2004	37.87	--	--	--	--	--	--	--	--	--	--	--	--	Covered with asphalt
10/29/2004	37.87	--	0.00	--	--	--	--	--	--	--	--	--	--	Well is paved over.
1/12/2005	37.87	--	--	--	--	--	--	--	--	--	--	--	--	Well was paved over.
6/20/2005	37.87	15.94	0.00	21.93	--	--	120	ND<0.50	ND<0.50	ND<0.50	ND<1.0	--	46	
9/23/2005	37.87	17.29	0.00	20.58	-1.35	--	120	ND<0.50	ND<0.50	ND<0.50	ND<1.0	--	10	
12/13/2005	37.87	17.41	0.00	20.46	-0.12	--	ND<50	ND<0.50	ND<0.50	ND<0.50	ND<1.0	--	11	
3/24/2006	37.87	13.77	0.00	24.10	3.64	--	190	ND<0.50	ND<0.50	ND<0.50	ND<1.0	--	15	
5/30/2006	37.87	15.16	0.00	22.71	-1.39	--	120	ND<0.50	ND<0.50	ND<0.50	ND<1.0	--	6.6	
8/22/2006	37.87	16.49	0.00	21.38	-1.33	--	81	ND<0.50	ND<0.50	ND<0.50	ND<0.50	--	3.0	
10/31/2006	37.87	17.15	0.00	20.72	-0.66	--	93	ND<0.50	ND<0.50	ND<0.50	ND<0.50	--	2.0	
1/12/2007	37.87	17.07	0.00	20.80	0.08	--	230	ND<0.50	ND<0.50	ND<0.50	ND<0.50	--	4.3	
4/4/2007	37.87	17.84	0.00	20.03	-0.77	--	110	ND<0.50	ND<0.50	ND<0.50	ND<0.50	--	2.5	
7/5/2007	37.87	17.51	0.00	20.36	0.33	--	150	ND<0.50	ND<0.50	ND<0.50	ND<0.50	--	2.6	
10/1/2007	37.87	18.25	0.00	19.62	-0.74	--	160	ND<0.50	ND<0.50	ND<0.50	ND<0.50	--	2.0	
1/11/2008	37.87	16.80	0.00	21.07	1.45	--	130	ND<0.50	ND<0.50	ND<0.50	ND<1.0	--	7.7	
5/22/2008	37.87	17.46	0.00	20.41	-0.66	--	140	ND<0.50	ND<0.50	ND<0.50	ND<1.0	--	4.2	Gauged and sampled on 5-22-08
7/2/2008	37.87	17.94	0.00	19.93	-0.48	--	75	ND<0.50	ND<0.50	ND<0.50	ND<1.0	--	2.4	
10/2/2008	37.87	18.65	0.00	19.22	-0.71	--	130	ND<0.50	ND<0.50	ND<0.50	ND<1.0	--	2.1	
1/14/2009	37.87	18.40	0.00	19.47	0.25	--	66	ND<0.50	ND<0.50	ND<0.50	ND<1.0	--	2.5	
4/16/2009	37.87	16.94	0.00	20.93	1.46	--	93	ND<0.50	ND<0.50	ND<0.50	ND<1.0	--	3.2	
7/16/2009	37.87	18.15	0.00	19.72	-1.21	--	92	ND<0.50	ND<0.50	ND<0.50	ND<1.0	--	1.6	
1/6/2010	37.87	17.68	0.00	20.19	0.47	--	150	ND<0.50	ND<0.50	ND<0.50	ND<1.0	--	2.0	
MW-3														
4/8/2002	37.72	15.86	0.00	21.86	--	8700	--	65	ND<25	400	ND<25	6500	8300	
7/28/2002	37.72	17.22	0.00	20.50	-1.36	--	4500	ND<25	ND<25	ND<25	ND<50	--	1100	
11/3/2002	37.72	17.90	0.00	19.82	-0.68	--	25000	ND<5.0	ND<5.0	25	ND<10	--	470	
1/24/2003	37.72	15.57	0.00	22.15	2.33	--	6000	ND<25	ND<25	94	ND<50	--	10000	
4/2/2003	37.72	16.45	0.00	21.27	-0.88	--	130000	ND<100	ND<100	ND<100	ND<200	--	4400	
7/1/2003	37.72	16.88	0.00	20.84	-0.43	--	9400	ND<10	ND<10	ND<10	ND<20	--	2200	
10/2/2003	37.72	17.85	0.00	19.87	-0.97	--	73000	ND<50	ND<50	ND<50	ND<100	--	460	
1/9/2004	37.72	15.31	0.00	22.41	2.54	--	8700	ND<25	ND<25	98	ND<50	--	3800	
4/26/2004	37.72	16.62	0.00	21.10	-1.31	--	6700	ND<25	ND<25	ND<25	ND<50	--	3900	
7/22/2004	37.72	17.62	0.00	20.10	-1.00	--	13000	ND<25	ND<25	ND<25	ND<50	--	980	
10/29/2004	37.72	17.29	0.00	20.43	0.33	--	4600	ND<5.0	ND<5.0	13	ND<10	--	640	
1/12/2005	37.72	14.64	0.00	23.08	2.65	--	6100	0.88	0.99	30	2.2	--	6900	
6/20/2005	37.72	15.91	0.00	21.81	-1.27	--	1900	ND<0.50	0.21J	0.52	0.46J	--	960	
9/23/2005	37.72	17.20	0.00	20.52	-1.29	--	2400	ND<0.50	ND<0.50	ND<0.50	ND<1.0	--	160	
12/13/2005	37.72	17.32	0.00	20.40	-0.12	--	2100	ND<2.5	ND<2.5	ND<2.5	ND<5.0	--	340	
3/24/2006	37.72	13.86	0.00	23.86	3.46	--	2200	ND<5.0	ND<5.0	ND<5.0	ND<10	--	970	
5/30/2006	37.72	15.69	0.00	22.03	-1.83	--	1500	ND<12	ND<12	ND<12	ND<25	--	760	

**Table 2
HISTORIC FLUID LEVELS AND SELECTED ANALYTICAL RESULTS**

76 Station 7124

Date Sampled	TOC Elevation (feet)	Depth to Water (feet)	LPH Thickness (feet)	Ground-Water Elevation (feet)	Change in Elevation (feet)	TPH-G 8015 (µg/l)	TPH-G (GC/MS) (µg/l)	Benzene (µg/l)	Toluene (µg/l)	Ethyl-benzene (µg/l)	Total Xylenes (µg/l)	MTBE (8021B) (µg/l)	MTBE (8260B) (µg/l)	Comments
8/22/2006	37.72	16.51	0.00	21.21	-0.82	--	1900	ND<0.50	ND<0.50	ND<0.50	ND<0.50	--	160	
10/31/2006	37.72	17.36	0.00	20.36	-0.85	--	2200	ND<0.50	ND<0.50	ND<0.50	ND<0.50	--	58	
1/12/2007	37.72	16.85	0.00	20.87	0.51	--	2600	ND<0.50	ND<0.50	ND<0.50	ND<0.50	--	680	
4/4/2007	37.72	16.62	0.00	21.10	0.23	--	1700	ND<0.50	ND<0.50	ND<0.50	ND<0.50	--	650	
7/5/2007	37.72	17.42	0.00	20.30	-0.80	--	2400	ND<0.50	ND<0.50	ND<0.50	ND<0.50	--	160	
10/1/2007	37.72	18.16	0.00	19.56	-0.74	--	1700	ND<1.0	ND<1.0	ND<1.0	ND<1.0	--	87	
1/11/2008	37.72	15.84	0.00	21.88	2.32	--	2200	ND<0.50	ND<0.50	1.6	ND<1.0	--	1300	
4/4/2008	37.72	17.30	0.00	20.42	-1.46	--	1600	ND<1.0	ND<1.0	ND<1.0	ND<2.0	--	470	Gauged on 5-22-08
7/2/2008	37.72	17.84	0.00	19.88	-0.54	--	1200	ND<0.50	ND<0.50	ND<0.50	ND<1.0	--	91	
10/2/2008	37.72	18.50	0.00	19.22	-0.66	--	2100	ND<0.50	ND<0.50	ND<0.50	ND<1.0	--	84	
1/14/2009	37.72	18.33	0.00	19.39	0.17	--	2000	ND<0.50	ND<0.50	ND<0.50	ND<1.0	--	320	
4/16/2009	37.72	16.92	0.00	20.80	1.41	--	1800	ND<2.5	ND<2.5	ND<2.5	ND<5.0	--	560	
7/16/2009	37.72	18.05	0.00	19.67	-1.13	--	1900	ND<5.0	ND<5.0	ND<5.0	ND<10	--	100	
1/6/2010	37.72	17.65	0.00	20.07	0.40	--	2200	ND<0.50	ND<0.50	ND<0.50	ND<1.0	--	1300	
MW-4														
4/8/2002	38.36	16.59	0.00	21.77	--	13000	--	ND<5.0	ND<5.0	28	ND<5.0	790	980	
7/28/2002	38.36	17.93	0.00	20.43	-1.34	--	18000	ND<2.5	ND<2.5	ND<2.5	ND<5.0	--	170	
11/3/2002	38.36	18.66	0.00	19.70	-0.73	--	220	ND<0.50	ND<0.50	ND<0.50	ND<1.0	--	5.7	
1/24/2003	38.36	16.27	0.00	22.09	2.39	--	ND<1000	ND<10	ND<10	ND<10	ND<20	--	1000	
4/2/2003	38.36	17.19	0.00	21.17	-0.92	--	130000	ND<100	ND<100	ND<100	ND<200	--	ND<400	
7/1/2003	38.36	17.61	0.00	20.75	-0.42	--	15000	ND<2.5	ND<2.5	ND<2.5	ND<5.0	--	170	
10/2/2003	38.36	18.58	0.00	19.78	-0.97	--	7100	ND<10	ND<10	ND<10	ND<20	--	70	
1/9/2004	38.36	16.15	0.00	22.21	2.43	--	18000	ND<10	ND<10	ND<10	ND<20	--	530	
4/26/2004	38.36	17.20	0.00	21.16	-1.05	--	6500	ND<10	ND<10	ND<10	ND<20	--	240	
7/22/2004	38.36	18.34	0.00	20.02	-1.14	--	18000	ND<10	ND<10	ND<10	ND<20	--	48	
10/29/2004	38.36	18.13	0.00	20.23	0.21	--	2700	ND<2.5	ND<2.5	ND<2.5	ND<5.0	--	76	
1/12/2005	38.36	15.22	0.00	23.14	2.91	--	1300	ND<0.50	ND<0.50	ND<0.50	ND<1.0	--	620	
6/20/2005	38.36	16.63	0.00	21.73	-1.41	--	980	ND<0.50	ND<0.50	ND<0.50	ND<1.0	--	110	
9/23/2005	38.36	17.93	0.00	20.43	-1.30	--	1500	ND<0.50	ND<0.50	ND<0.50	ND<1.0	--	34	
12/13/2005	38.36	18.04	0.00	20.32	-0.11	--	3900	ND<0.50	ND<0.50	ND<0.50	ND<1.0	--	36	
3/24/2006	38.36	14.48	0.00	23.88	3.56	--	1500	ND<12	ND<12	ND<12	ND<25	--	200	
5/30/2006	38.36	15.79	0.00	22.57	-1.31	--	1200	ND<2.5	ND<2.5	ND<2.5	ND<5.0	--	130	
8/22/2006	38.36	17.26	0.00	21.10	-1.47	--	980	ND<0.50	ND<0.50	ND<0.50	ND<0.50	--	33	
10/31/2006	38.36	18.08	0.00	20.28	-0.82	--	1300	ND<0.50	ND<0.50	ND<0.50	ND<0.50	--	10	
1/12/2007	38.36	17.57	0.00	20.79	0.51	--	820	ND<0.50	ND<0.50	ND<0.50	ND<0.50	--	28	
4/4/2007	38.36	17.40	0.00	20.96	0.17	--	460	ND<0.50	ND<0.50	ND<0.50	ND<0.50	--	41	
7/5/2007	38.36	18.02	0.00	20.34	-0.62	--	920	ND<0.50	ND<0.50	ND<0.50	ND<0.50	--	7.0	
10/1/2007	38.36	18.89	0.00	19.47	-0.87	--	560	ND<0.50	ND<0.50	ND<0.50	ND<0.50	--	3.0	
1/11/2008	38.36	16.56	0.00	21.80	2.33	--	340	ND<0.50	ND<0.50	ND<0.50	ND<1.0	--	21	
5/22/2008	38.36	18.10	0.00	20.26	-1.54	--	520	ND<0.50	ND<0.50	ND<0.50	ND<1.0	--	5.6	Gauged and sampled on 5-22-08
7/2/2008	38.36	18.55	0.00	19.81	-0.45	--	340	ND<0.50	ND<0.50	ND<0.50	ND<1.0	--	3.3	

Table 2
HISTORIC FLUID LEVELS AND SELECTED ANALYTICAL RESULTS

76 Station 7124

Date Sampled	TOC Elevation (feet)	Depth to Water (feet)	LPH Thickness (feet)	Ground- Water Elevation (feet)	Change in Elevation (feet)	TPH-G 8015 (µg/l)	TPH-G (GC/MS) (µg/l)	Benzene (µg/l)	Toluene (µg/l)	Ethyl- benzene (µg/l)	Total Xylenes (µg/l)	MTBE (8021B) (µg/l)	MTBE (8260B) (µg/l)	Comments
10/2/2008	38.36	19.25	0.00	19.11	-0.70	--	790	ND<0.50	ND<0.50	ND<0.50	ND<1.0	--	2.4	
1/14/2009	38.36	19.10	0.00	19.26	0.15	--	430	ND<0.50	ND<0.50	ND<0.50	ND<1.0	--	2.4	
4/16/2009	38.36	17.61	0.00	20.75	1.49	--	390	ND<0.50	ND<0.50	ND<0.50	ND<1.0	--	16	
7/16/2009	38.36	18.70	0.00	19.66	-1.09	--	310	ND<0.50	ND<0.50	ND<0.50	ND<1.0	--	3.2	
1/6/2010	38.36	18.28	0.00	20.08	0.42	--	380	ND<0.50	ND<0.50	ND<0.50	ND<1.0	--	2.4	

Table 2a
ADDITIONAL HISTORIC ANALYTICAL RESULTS

76 Station 7124

Date Sampled	TBA (µg/l)	Ethanol (8015B) (mg/l)	Ethanol (8260B) (µg/l)	Ethylene- dibromide (EDB) (µg/l)	1,2-DCA (EDC) (µg/l)	DIPE (µg/l)	ETBE (µg/l)	TAME (µg/l)	Comments
MW-1									
7/28/2002	ND<100	ND<500	--	ND<2.0	ND<2.0	ND<2.0	ND<2.0	ND<2.0	
11/3/2002	ND<100	ND<500	--	ND<2.0	ND<2.0	ND<2.0	ND<2.0	ND<2.0	
1/24/2003	ND<100	ND<500	--	ND<2.0	ND<2.0	ND<2.0	ND<2.0	ND<2.0	
4/2/2003	ND<100	ND<500	--	ND<2.0	ND<2.0	ND<2.0	ND<2.0	ND<2.0	
7/1/2003	ND<100	ND<500	--	ND<2.0	ND<2.0	ND<2.0	ND<2.0	ND<2.0	
10/2/2003	ND<100	--	ND<500	ND<2.0	ND<2.0	ND<2.0	ND<2.0	ND<2.0	
1/9/2004	ND<100	--	ND<500	ND<2	ND<2.0	ND<2	ND<2	ND<2	
4/26/2004	ND<5.0	--	ND<50	ND<0.50	ND<0.50	ND<1.0	ND<0.50	ND<0.50	
7/22/2004	ND<5.0	--	ND<50	ND<0.50	ND<0.50	ND<1.0	ND<0.50	ND<0.50	
10/29/2004	ND<5.0	--	ND<50	ND<0.50	ND<0.50	ND<1.0	ND<0.50	ND<0.50	
1/12/2005	ND<5.0	--	ND<50	ND<0.50	ND<0.50	ND<1.0	ND<0.50	ND<0.50	
6/20/2005	ND<10	--	ND<1000	ND<0.50	ND<0.50	ND<0.50	ND<0.50	ND<0.50	
9/23/2005	ND<10	--	ND<1000	ND<0.50	ND<0.50	ND<0.50	ND<0.50	ND<0.50	
12/13/2005	ND<10	--	ND<250	21.449999	ND<0.50	ND<0.50	ND<0.50	ND<0.50	
3/24/2006	ND<10	--	ND<250	ND<0.50	ND<0.50	ND<0.50	ND<0.50	ND<0.50	
5/30/2006	ND<10	--	ND<250	ND<0.50	ND<0.50	ND<0.50	ND<0.50	ND<0.50	
8/22/2006	ND<10	--	ND<250	ND<0.50	ND<0.50	ND<0.50	ND<0.50	ND<0.50	
10/31/2006	ND<10	--	ND<250	ND<0.50	ND<0.50	ND<0.50	ND<0.50	ND<0.50	
1/12/2007	ND<10	--	ND<250	ND<0.50	ND<0.50	ND<0.50	ND<0.50	ND<0.50	
4/4/2007	ND<10	--	ND<250	ND<0.50	ND<0.50	ND<0.50	ND<0.50	ND<0.50	
7/5/2007	ND<10	--	ND<250	ND<0.50	ND<0.50	ND<0.50	ND<0.50	ND<0.50	
10/1/2007	ND<10	--	ND<250	ND<0.50	ND<0.50	ND<0.50	ND<0.50	ND<0.50	
1/11/2008	ND<10	--	ND<250	ND<0.50	ND<0.50	ND<0.50	ND<0.50	ND<0.50	
4/4/2008	ND<10	--	ND<250	ND<0.50	ND<0.50	ND<0.50	ND<0.50	ND<0.50	
7/2/2008	ND<10	--	ND<250	ND<0.50	ND<0.50	ND<0.50	ND<0.50	ND<0.50	
10/2/2008	ND<10	--	ND<250	ND<0.50	ND<0.50	ND<0.50	ND<0.50	ND<0.50	
1/14/2009	ND<10	--	ND<250	ND<0.50	ND<0.50	ND<0.50	ND<0.50	ND<0.50	
4/16/2009	ND<10	--	ND<250	ND<0.50	ND<0.50	ND<0.50	ND<0.50	ND<0.50	
7/16/2009	ND<10	--	ND<250	ND<0.50	ND<0.50	ND<0.50	ND<0.50	ND<0.50	
1/6/2010	ND<10	--	ND<250	ND<0.50	ND<0.50	ND<0.50	ND<0.50	ND<0.50	
MW-2									
4/8/2002	ND<2000	ND<10000	--	ND<40	ND<40	ND<40	ND<40	ND<40	
7/28/2002	ND<500	ND<2500	--	ND<10	ND<10	ND<10	ND<10	ND<10	
11/3/2002	ND<1000	ND<5000	--	ND<20	ND<20	ND<20	ND<20	ND<20	

Table 2a
ADDITIONAL HISTORIC ANALYTICAL RESULTS

76 Station 7124

Date Sampled	TBA (µg/l)	Ethanol (8015B) (mg/l)	Ethanol (8260B) (µg/l)	Ethylene- dibromide (EDB) (µg/l)	1,2-DCA (EDC) (µg/l)	DIPE (µg/l)	ETBE (µg/l)	TAME (µg/l)	Comments
1/24/2003	ND<500	ND<2500	--	ND<10	ND<10	ND<10	ND<10	ND<10	
4/2/2003	ND<1000	ND<5000	--	ND<20	ND<20	ND<20	ND<20	ND<20	
7/1/2003	ND<500	ND<2500	--	ND<10	ND<10	ND<10	ND<10	ND<10	
10/2/2003	ND<100	--	ND<500	ND<2.0	ND<2.0	ND<2.0	ND<2.0	ND<2.0	
1/9/2004	ND<500	--	ND<2500	ND<10	ND<10	ND<10	ND<10	ND<10	
6/20/2005	25	--	ND<1000	ND<0.50	ND<0.50	ND<0.50	ND<0.50	ND<0.50	
9/23/2005	ND<10	--	ND<1000	ND<0.50	ND<0.50	ND<0.50	ND<0.50	ND<0.50	
12/13/2005	ND<10	--	ND<250	ND<0.50	ND<0.50	ND<0.50	ND<0.50	ND<0.50	
3/24/2006	ND<10	--	ND<250	ND<0.50	ND<0.50	ND<0.50	ND<0.50	ND<0.50	
5/30/2006	ND<10	--	ND<250	ND<0.50	ND<0.50	ND<0.50	ND<0.50	ND<0.50	
8/22/2006	ND<10	--	ND<250	ND<0.50	ND<0.50	ND<0.50	ND<0.50	ND<0.50	
10/31/2006	ND<10	--	ND<250	ND<0.50	ND<0.50	ND<0.50	ND<0.50	ND<0.50	
1/12/2007	ND<10	--	ND<250	ND<0.50	ND<0.50	ND<0.50	ND<0.50	ND<0.50	
4/4/2007	ND<10	--	ND<250	ND<0.50	ND<0.50	ND<0.50	ND<0.50	ND<0.50	
7/5/2007	ND<10	--	ND<250	ND<0.50	ND<0.50	ND<0.50	ND<0.50	ND<0.50	
10/1/2007	ND<10	--	ND<250	ND<0.50	ND<0.50	ND<0.50	ND<0.50	ND<0.50	
1/11/2008	ND<10	--	ND<250	ND<0.50	ND<0.50	ND<0.50	ND<0.50	ND<0.50	
5/22/2008	ND<10	--	ND<250	ND<0.50	ND<0.50	ND<0.50	ND<0.50	ND<0.50	
7/2/2008	ND<10	--	ND<250	ND<0.50	ND<0.50	ND<0.50	ND<0.50	ND<0.50	
10/2/2008	ND<10	--	ND<250	ND<0.50	ND<0.50	ND<0.50	ND<0.50	ND<0.50	
1/14/2009	ND<10	--	ND<250	ND<0.50	ND<0.50	ND<0.50	ND<0.50	ND<0.50	
4/16/2009	ND<10	--	ND<250	ND<0.50	ND<0.50	ND<0.50	ND<0.50	ND<0.50	
7/16/2009	ND<10	--	ND<250	ND<0.50	ND<0.50	ND<0.50	ND<0.50	ND<0.50	
1/6/2010	ND<10	--	ND<250	ND<0.50	ND<0.50	ND<0.50	ND<0.50	ND<0.50	
MW-3									
10/2/2003	ND<10000	--	ND<50000	ND<200	ND<200	ND<200	ND<200	ND<200	
1/9/2004	ND<5000	--	ND<25000	ND<100	ND<100	ND<100	ND<100	ND<100	
4/26/2004	ND<250	--	ND<2500	ND<25	ND<25	ND<50	ND<25	ND<25	
7/22/2004	ND<250	--	ND<2500	ND<25	ND<25	ND<50	ND<25	ND<25	
10/29/2004	ND<50	--	ND<500	ND<5.0	ND<5.0	ND<10	ND<5.0	ND<5.0	
1/12/2005	1300	--	ND<2500	ND<25	ND<25	ND<50	ND<25	ND<25	
6/20/2005	39	--	ND<1000	ND<0.50	ND<0.50	ND<0.50	ND<0.50	0.31J	
9/23/2005	ND<10	--	ND<1000	ND<0.50	ND<0.50	ND<0.50	ND<0.50	ND<0.50	
12/13/2005	ND<50	--	ND<1200	ND<2.5	ND<2.5	ND<2.5	ND<2.5	ND<2.5	
3/24/2006	ND<100	--	ND<2500	ND<5.0	ND<5.0	ND<5.0	ND<5.0	ND<5.0	

Table 2a
ADDITIONAL HISTORIC ANALYTICAL RESULTS

76 Station 7124

Date Sampled	TBA (µg/l)	Ethanol (8015B) (mg/l)	Ethanol (8260B) (µg/l)	Ethylene-dibromide (EDB) (µg/l)	1,2-DCA (EDC) (µg/l)	DIPE (µg/l)	ETBE (µg/l)	TAME (µg/l)	Comments
5/30/2006	ND<250	--	ND<6200	ND<12	ND<12	ND<12	ND<12	ND<12	
8/22/2006	ND<10	--	ND<250	ND<0.50	ND<0.50	ND<0.50	ND<0.50	ND<0.50	
10/31/2006	ND<10	--	ND<250	ND<0.50	ND<0.50	ND<0.50	ND<0.50	ND<0.50	
1/12/2007	43	--	ND<250	ND<0.50	ND<0.50	ND<0.50	ND<0.50	ND<0.50	
4/4/2007	130	--	ND<250	ND<0.50	ND<0.50	ND<0.50	ND<0.50	ND<0.50	
7/5/2007	ND<10	--	ND<250	ND<0.50	ND<0.50	ND<0.50	ND<0.50	ND<0.50	
10/1/2007	ND<20	--	ND<500	ND<1.0	ND<1.0	ND<1.0	ND<1.0	ND<1.0	
1/11/2008	ND<10	--	ND<250	ND<0.50	ND<0.50	ND<0.50	ND<0.50	ND<0.50	
4/4/2008	ND<20	--	ND<500	ND<1.0	ND<1.0	ND<1.0	ND<1.0	ND<1.0	
7/2/2008	ND<10	--	ND<250	ND<0.50	ND<0.50	ND<0.50	ND<0.50	ND<0.50	
10/2/2008	ND<10	--	ND<250	ND<0.50	ND<0.50	ND<0.50	ND<0.50	ND<0.50	
1/14/2009	ND<10	--	ND<250	ND<0.50	ND<0.50	ND<0.50	ND<0.50	ND<0.50	
4/16/2009	ND<50	--	ND<1200	ND<2.5	ND<2.5	ND<2.5	ND<2.5	ND<2.5	
7/16/2009	ND<100	--	ND<2500	ND<5.0	ND<5.0	ND<5.0	ND<5.0	ND<5.0	
1/6/2010	ND<10	--	ND<250	ND<0.50	ND<0.50	ND<0.50	ND<0.50	ND<0.50	
MW-4									
4/8/2002	ND<5000	ND<25000	--	ND<100	ND<100	ND<100	ND<100	ND<100	
7/28/2002	ND<500	ND<2500	--	ND<10	ND<10	ND<10	ND<10	ND<10	
11/3/2002	ND<100	ND<500	--	ND<2.0	ND<2.0	ND<2.0	ND<2.0	ND<2.0	
1/24/2003	ND<2000	ND<10000	--	ND<40	ND<40	ND<40	ND<40	ND<40	
4/2/2003	ND<20000	ND<100000	--	ND<400	ND<400	ND<400	ND<400	ND<400	
7/1/2003	ND<500	ND<2500	--	ND<10	ND<10	ND<10	ND<10	ND<10	
10/2/2003	ND<2000	--	ND<10000	ND<40	ND<40	ND<40	ND<40	ND<40	
1/9/2004	ND<2000	--	ND<10000	ND<40	ND<40	ND<40	ND<40	ND<40	
4/26/2004	430	--	ND<1000	ND<10	ND<10	ND<20	ND<10	ND<10	
7/22/2004	ND<100	--	ND<1000	ND<10	ND<10	ND<20	ND<10	ND<10	
10/29/2004	63	--	ND<250	ND<2.5	ND<2.5	ND<5.0	ND<2.5	ND<2.5	
1/12/2005	1300	--	ND<250	ND<10	ND<2.5	ND<5.0	ND<2.5	ND<2.5	
6/20/2005	580	--	ND<1000	ND<0.50	ND<0.50	ND<0.50	ND<0.50	ND<0.50	
9/23/2005	92	--	ND<1000	ND<0.50	ND<0.50	ND<0.50	ND<0.50	ND<0.50	
12/13/2005	50	--	ND<250	ND<0.50	ND<0.50	ND<0.50	ND<0.50	ND<0.50	
3/24/2006	1900	--	ND<6200	ND<12	ND<12	ND<12	ND<12	ND<12	
5/30/2006	ND<50	--	ND<1200	ND<2.5	ND<2.5	ND<2.5	ND<2.5	ND<2.5	
8/22/2006	150	--	ND<250	ND<0.50	ND<0.50	ND<0.50	ND<0.50	ND<0.50	
10/31/2006	43	--	ND<250	ND<0.50	ND<0.50	ND<0.50	ND<0.50	ND<0.50	

Table 2a
ADDITIONAL HISTORIC ANALYTICAL RESULTS

76 Station 7124

Date Sampled	TBA (µg/l)	Ethanol (8015B) (mg/l)	Ethanol (8260B) (µg/l)	Ethylene- dibromide (EDB) (µg/l)	1,2-DCA (EDC) (µg/l)	DIPE (µg/l)	ETBE (µg/l)	TAME (µg/l)	Comments
1/12/2007	72	--	ND<250	ND<0.50	ND<0.50	ND<0.50	ND<0.50	ND<0.50	
4/4/2007	260	--	ND<250	ND<0.50	ND<0.50	ND<0.50	ND<0.50	ND<0.50	
7/5/2007	18	--	ND<250	ND<0.50	ND<0.50	ND<0.50	ND<0.50	ND<0.50	
10/1/2007	ND<10	--	ND<250	ND<0.50	ND<0.50	ND<0.50	ND<0.50	ND<0.50	
1/11/2008	140	--	ND<250	ND<0.50	ND<0.50	ND<0.50	ND<0.50	ND<0.50	
5/22/2008	52	--	ND<250	ND<0.50	ND<0.50	ND<0.50	ND<0.50	ND<0.50	
7/2/2008	15	--	ND<250	ND<0.50	ND<0.50	ND<0.50	ND<0.50	ND<0.50	
10/2/2008	ND<10	--	ND<250	ND<0.50	ND<0.50	ND<0.50	ND<0.50	ND<0.50	
1/14/2009	ND<10	--	ND<250	ND<0.50	ND<0.50	ND<0.50	ND<0.50	ND<0.50	
4/16/2009	170	--	ND<250	ND<0.50	ND<0.50	ND<0.50	ND<0.50	ND<0.50	
7/16/2009	20	--	ND<250	ND<0.50	ND<0.50	ND<0.50	ND<0.50	ND<0.50	
1/6/2010	ND<10	--	ND<250	ND<0.50	ND<0.50	ND<0.50	ND<0.50	ND<0.50	

ARCADIS

Attachment C

Laboratory Report and Chain-of-Custody Documentation



Date of Report: 04/22/2014

Kathy Brandt

Arcadis

2000 Powell Street 7th Floor
Emeryville, CA 94608

Client Project: 351638
BCL Project: 7124
BCL Work Order: 1407871
Invoice ID: B171557

Enclosed are the results of analyses for samples received by the laboratory on 4/8/2014. If you have any questions concerning this report, please feel free to contact me.

Sincerely,

Contact Person: Molly Meyers
Client Service Rep

Authorized Signature

Certifications: CA ELAP #1186; NV #CA00014; AK UST101

The results in this report apply to the samples analyzed in accordance with the chain of custody document. This analytical report must be reproduced in its entirety.

All results listed in this report are for the exclusive use of the submitting party. BC Laboratories, Inc. assumes no responsibility for report alteration, separation, detachment or third party interpretation.



Table of Contents

Sample Information

Chain of Custody and Cooler Receipt form.....	3
Laboratory / Client Sample Cross Reference.....	5

Sample Results

1407871-01 - QA-W-140408	
Volatile Organic Analysis (EPA Method 8260B).....	7
Purgeable Aromatics and Total Petroleum Hydrocarbons.....	8
1407871-02 - MW-1-W-140408	
Volatile Organic Analysis (EPA Method 8260B).....	9
Purgeable Aromatics and Total Petroleum Hydrocarbons.....	10
Gas Testing in Water.....	11
Water Analysis (General Chemistry).....	12
Metals Analysis.....	13
1407871-03 - MW-2-W-140408	
Volatile Organic Analysis (EPA Method 8260B).....	14
Purgeable Aromatics and Total Petroleum Hydrocarbons.....	15
Gas Testing in Water.....	16
Water Analysis (General Chemistry).....	17
Metals Analysis.....	18
1407871-04 - MW-3-W-140408	
Volatile Organic Analysis (EPA Method 8260B).....	19
Purgeable Aromatics and Total Petroleum Hydrocarbons.....	20
Gas Testing in Water.....	21
Water Analysis (General Chemistry).....	22
Metals Analysis.....	23
1407871-05 - MW-4-W-140408	
Volatile Organic Analysis (EPA Method 8260B).....	24
Purgeable Aromatics and Total Petroleum Hydrocarbons.....	25
Gas Testing in Water.....	26
Water Analysis (General Chemistry).....	27
Metals Analysis.....	28

Quality Control Reports

Volatile Organic Analysis (EPA Method 8260B)	
Method Blank Analysis.....	29
Laboratory Control Sample.....	30
Precision and Accuracy.....	31
Purgeable Aromatics and Total Petroleum Hydrocarbons	
Method Blank Analysis.....	32
Laboratory Control Sample.....	33
Precision and Accuracy.....	34
Gas Testing in Water	
Method Blank Analysis.....	35
Laboratory Control Sample.....	36
Water Analysis (General Chemistry)	
Method Blank Analysis.....	37
Laboratory Control Sample.....	38
Precision and Accuracy.....	39
Metals Analysis	
Method Blank Analysis.....	40
Laboratory Control Sample.....	41
Precision and Accuracy.....	42

Notes

Notes and Definitions.....	43
----------------------------	----

The results in this report apply to the samples analyzed in accordance with the chain of custody document. This analytical report must be reproduced in its entirety.

All results listed in this report are for the exclusive use of the submitting party. BC Laboratories, Inc. assumes no responsibility for report alteration, separation, detachment or third party interpretation.



14-07871

CHAIN OF CUSTODY FORM

Union Oil Company of California 6101 Bollinger Canyon Road San Ramon, CA 94583

COC 1 of 1

Union Oil Site ID: 7124	Union Oil Consultant: Arcadis	Union Oil PM: Tim Bisher	Union Oil PM Phone No.: 925-750-6863	Charge Code: NWRFB-0351638-0-LAB	Union Oil Company of California 6101 Bollinger Canyon Road San Ramon, CA 94583
Site Global ID: T0600173591	Consultant Contact: Katherine Deant	Sampler Signature:	BC Laboratories, Inc. Project Manager: Molly Meyers 4100 Atlas Court, Bakersfield, CA 93308 Phone No. 661-327-4911	This is a LEGAL document. ALL fields must be filled out CORRECTLY and COMPLETELY.	
Site Address: 10157 International Blvd Oakland CA	Consultant Phone No.: 570-596-9675	Sampling Company: Gettler Ryan	Sample Time	# of Containers	ANALYSES REQUIRED
TPH - Diesel by EPA 8015	TPH - G by (C6-C12)	BTEX/MTBE/OXYS by EPA 8260B			Nitrate/Nitrite/Sulfate/Alkalinity
					Dissolved Iron
					Sulfide (37C.2)
					TOC
					Ferrous Iron
					Total Magnesium
					Special Instructions
					Turnaround Time (TAT): Standard <input checked="" type="checkbox"/> 24 Hours 48 Hours <input type="checkbox"/> 72 Hours <input type="checkbox"/>

Relinquished By: Gettler Ryan	Company: Gettler Ryan	Date / Time: 4/8/14 12:00	Relinquished By: Harry Bogan Belab	Company: BCLAB	Date / Time: 4-8-14 19:00
Received By: GETTLER-RYAN INC	Company: GETTLER-RYAN INC	Date / Time: 04-08-14 12:00	Received By:	Company: BCLAB	Date / Time: 4-8-14 19:00

CHK BY:

STANDARD DEPLETING TIME
OF 6 HOURS
DO NOT REMOVE FROM COOLERS

REC-4-8-14

REC-4-8-14

The results in this report apply to the samples analyzed in accordance with the chain of custody document. This analytical report must be reproduced in its entirety. All results listed in this report are for the exclusive use of the submitting party. BC Laboratories, Inc. assumes no responsibility for report alteration, separation, detachment or third party interpretation.



BC LABORATORIES INC. COOLER RECEIPT FORM Rev. No. 15 07/01/13 Page 1 Of 1

Submission #: 14-07871

SHIPPING INFORMATION
 Federal Express UPS Hand Delivery
 BC Lab Field Service Other (Specify) _____

SHIPPING CONTAINER
 Ice Chest None Box
 Other (Specify) _____

FREE LIQUID
 YES NO

Refrigerant: Ice Blue Ice None Other Comments: _____

Custody Seals Ice Chest Containers None Comments: _____
 Intact? Yes No Intact? Yes No

All samples received? Yes No All samples containers intact? Yes No Description(s) match COC? Yes No

COC Received YES NO
 Emissivity: 0.95 Container: PE Thermometer ID: 207 Date/Time: 4.8.14 ²²⁴⁵
 Temperature: (A) 1.0 °C / (C) 1.0 °C Analyst Init: SAS

SAMPLE CONTAINERS	SAMPLE NUMBERS									
	1	2	3	4	5	6	7	8	9	10
QT GENERAL MINERAL/ GENERAL		G	G	G	G					
PT PE UNPRESERVED										
QT INORGANIC CHEMICAL METALS										
PT INORGANIC CHEMICAL METALS		E	E	E	E					
PT CYANIDE										
PT NITROGEN FORMS										
PT TOTAL SULFIDE		P	F	F	F					
2oz. NITRATE / NITRITE										
PT TOTAL ORGANIC CARBON		C	C	C	C					
PT TOX										
PT CHEMICAL OXYGEN DEMAND										
PIA PHENOLICS										
40ml VOA VIAL TRAVEL BLANK	A(2)									
40ml VOA VIAL	A	B	A	B	A	B				
QT EPA 413.1, 413.2, 418.1										
PT ODOR										
RADIOLOGICAL										
BACTERIOLOGICAL										
40 ml VOA VIAL - 307 Unpr.		B(2)	B(2)	B(2)	B(2)					
QT EPA 508/608/8080										
QT EPA 515.1/8150										
QT EPA 525										
QT EPA 525 TRAVEL BLANK										
100ml EPA 547										
100ml EPA 531.1										
QT EPA 548										
QT EPA 549										
QT EPA 632										
QT EPA 8015M										
QT AMBER										
8 OZ. JAR										
32 OZ. JAR										
SOIL SLEEVE										
PCE VIAL										
PLASTIC BAG										
FERROUS IRON		D	D	D	D					
ENCORE										
SMART KIT										
Summa Canister										

Comments: _____
 Sample Numbering Completed By: an Date/Time: 4/9/14 0956

The results in this report apply to the samples analyzed in accordance with the chain of custody document. This analytical report must be reproduced in its entirety.

All results listed in this report are for the exclusive use of the submitting party. BC Laboratories, Inc. assumes no responsibility for report alteration, separation, detachment or third party interpretation.



Arcadis
2000 Powell Street 7th Floor
Emeryville, CA 94608

Reported: 04/22/2014 16:52
Project: 7124
Project Number: 351638
Project Manager: Kathy Brandt

Laboratory / Client Sample Cross Reference

Laboratory	Client Sample Information
------------	---------------------------

1407871-01	COC Number: --- Project Number: 7124 Sampling Location: --- Sampling Point: QA-W-140408 Sampled By: GRD	Receive Date: 04/08/2014 22:40 Sampling Date: 04/08/2014 00:00 Sample Depth: --- Lab Matrix: Water Sample Type: Trip Blank Delivery Work Order: Global ID: T0600173591 Location ID (FieldPoint): QA Matrix: W Sample QC Type (SACode): CS Cooler ID:
-------------------	--	---

1407871-02	COC Number: --- Project Number: 7124 Sampling Location: --- Sampling Point: MW-1-W-140408 Sampled By: GRD	Receive Date: 04/08/2014 22:40 Sampling Date: 04/08/2014 06:00 Sample Depth: --- Lab Matrix: Water Sample Type: Water Metal Analysis: 2-Lab Filtered and Acidified Delivery Work Order: Global ID: T0600173591 Location ID (FieldPoint): MW-1 Matrix: W Sample QC Type (SACode): CS Cooler ID:
-------------------	--	--

1407871-03	COC Number: --- Project Number: 7124 Sampling Location: --- Sampling Point: MW-2-W-140408 Sampled By: GRD	Receive Date: 04/08/2014 22:40 Sampling Date: 04/08/2014 06:50 Sample Depth: --- Lab Matrix: Water Sample Type: Water Metal Analysis: 2-Lab Filtered and Acidified Delivery Work Order: Global ID: T0600173591 Location ID (FieldPoint): MW-2 Matrix: W Sample QC Type (SACode): CS Cooler ID:
-------------------	--	--

The results in this report apply to the samples analyzed in accordance with the chain of custody document. This analytical report must be reproduced in its entirety.

All results listed in this report are for the exclusive use of the submitting party. BC Laboratories, Inc. assumes no responsibility for report alteration, separation, detachment or third party interpretation.



Arcadis
2000 Powell Street 7th Floor
Emeryville, CA 94608

Reported: 04/22/2014 16:52
Project: 7124
Project Number: 351638
Project Manager: Kathy Brandt

Laboratory / Client Sample Cross Reference

Laboratory	Client Sample Information
------------	---------------------------

1407871-04	COC Number: ---	Receive Date: 04/08/2014 22:40
	Project Number: 7124	Sampling Date: 04/08/2014 07:45
	Sampling Location: ---	Sample Depth: ---
	Sampling Point: MW-3-W-140408	Lab Matrix: Water
	Sampled By: GRD	Sample Type: Water
		Metal Analysis: 2-Lab Filtered and Acidified
		Delivery Work Order:
		Global ID: T0600173591
		Location ID (FieldPoint): MW-3
		Matrix: W
		Sample QC Type (SACode): CS
		Cooler ID:

1407871-05	COC Number: ---	Receive Date: 04/08/2014 22:40
	Project Number: 7124	Sampling Date: 04/08/2014 08:45
	Sampling Location: ---	Sample Depth: ---
	Sampling Point: MW-4-W-140408	Lab Matrix: Water
	Sampled By: GRD	Sample Type: Water
		Metal Analysis: 2-Lab Filtered and Acidified
		Delivery Work Order:
		Global ID: T0600173591
		Location ID (FieldPoint): MW-4
		Matrix: W
		Sample QC Type (SACode): CS
		Cooler ID:

The results in this report apply to the samples analyzed in accordance with the chain of custody document. This analytical report must be reproduced in its entirety.

All results listed in this report are for the exclusive use of the submitting party. BC Laboratories, Inc. assumes no responsibility for report alteration, separation, detachment or third party interpretation.



Arcadis
2000 Powell Street 7th Floor
Emeryville, CA 94608

Reported: 04/22/2014 16:52
Project: 7124
Project Number: 351638
Project Manager: Kathy Brandt

Volatile Organic Analysis (EPA Method 8260B)

BCL Sample ID: 1407871-01	Client Sample Name: 7124, QA-W-140408, 4/8/2014 12:00:00AM
----------------------------------	---

Constituent	Result	Units	PQL	MDL	Method	MB Bias	Lab Quals	Run #
Benzene	ND	ug/L	0.50		EPA-8260B	ND		1
1,2-Dibromoethane	ND	ug/L	0.50		EPA-8260B	ND		1
1,2-Dichloroethane	ND	ug/L	0.50		EPA-8260B	ND		1
Ethylbenzene	ND	ug/L	0.50		EPA-8260B	ND		1
Methyl t-butyl ether	ND	ug/L	0.50		EPA-8260B	ND		1
Toluene	ND	ug/L	0.50		EPA-8260B	ND		1
Total Xylenes	ND	ug/L	1.0		EPA-8260B	ND		1
t-Amyl Methyl ether	ND	ug/L	0.50		EPA-8260B	ND		1
t-Butyl alcohol	ND	ug/L	10		EPA-8260B	ND		1
Diisopropyl ether	ND	ug/L	0.50		EPA-8260B	ND		1
Ethanol	ND	ug/L	250		EPA-8260B	ND		1
Ethyl t-butyl ether	ND	ug/L	0.50		EPA-8260B	ND		1
1,2-Dichloroethane-d4 (Surrogate)	103	%	75 - 125 (LCL - UCL)		EPA-8260B			1
Toluene-d8 (Surrogate)	95.0	%	80 - 120 (LCL - UCL)		EPA-8260B			1
4-Bromofluorobenzene (Surrogate)	98.8	%	80 - 120 (LCL - UCL)		EPA-8260B			1

Run #	Method	Prep Date	Run Date/Time	Analyst	Instrument	Dilution	QC Batch ID
1	EPA-8260B	04/11/14	04/11/14 12:50	JMS	MS-V10	1	BXD0933

The results in this report apply to the samples analyzed in accordance with the chain of custody document. This analytical report must be reproduced in its entirety.

All results listed in this report are for the exclusive use of the submitting party. BC Laboratories, Inc. assumes no responsibility for report alteration, separation, detachment or third party interpretation.



Arcadis
2000 Powell Street 7th Floor
Emeryville, CA 94608

Reported: 04/22/2014 16:52
Project: 7124
Project Number: 351638
Project Manager: Kathy Brandt

Purgeable Aromatics and Total Petroleum Hydrocarbons

BCL Sample ID: 1407871-01	Client Sample Name: 7124, QA-W-140408, 4/8/2014 12:00:00AM
----------------------------------	---

Constituent	Result	Units	PQL	MDL	Method	MB Bias	Lab Quals	Run #
Gasoline Range Organics (C6 - C12)	ND	ug/L	50		EPA-8015B	ND		1
a,a,a-Trifluorotoluene (FID Surrogate)	86.5	%	70 - 130 (LCL - UCL)		EPA-8015B			1

Run #	Method	Prep Date	Run Date/Time	Analyst	Instrument	Dilution	QC Batch ID
1	EPA-8015B	04/17/14	04/18/14 00:16	jjh	GC-V9	1	BXD1487

The results in this report apply to the samples analyzed in accordance with the chain of custody document. This analytical report must be reproduced in its entirety.

All results listed in this report are for the exclusive use of the submitting party. BC Laboratories, Inc. assumes no responsibility for report alteration, separation, detachment or third party interpretation.



Arcadis
2000 Powell Street 7th Floor
Emeryville, CA 94608

Reported: 04/22/2014 16:52
Project: 7124
Project Number: 351638
Project Manager: Kathy Brandt

Volatile Organic Analysis (EPA Method 8260B)

BCL Sample ID: 1407871-02	Client Sample Name: 7124, MW-1-W-140408, 4/8/2014 6:00:00AM
----------------------------------	--

Constituent	Result	Units	PQL	MDL	Method	MB Bias	Lab Quals	Run #
Benzene	ND	ug/L	0.50		EPA-8260B	ND		1
1,2-Dibromoethane	ND	ug/L	0.50		EPA-8260B	ND		1
1,2-Dichloroethane	ND	ug/L	0.50		EPA-8260B	ND		1
Ethylbenzene	ND	ug/L	0.50		EPA-8260B	ND		1
Methyl t-butyl ether	ND	ug/L	0.50		EPA-8260B	ND		1
Toluene	ND	ug/L	0.50		EPA-8260B	ND		1
Total Xylenes	ND	ug/L	1.0		EPA-8260B	ND		1
t-Amyl Methyl ether	ND	ug/L	0.50		EPA-8260B	ND		1
t-Butyl alcohol	ND	ug/L	10		EPA-8260B	ND		1
Diisopropyl ether	ND	ug/L	0.50		EPA-8260B	ND		1
Ethanol	ND	ug/L	250		EPA-8260B	ND		1
Ethyl t-butyl ether	ND	ug/L	0.50		EPA-8260B	ND		1
1,2-Dichloroethane-d4 (Surrogate)	105	%	75 - 125 (LCL - UCL)		EPA-8260B			1
Toluene-d8 (Surrogate)	97.3	%	80 - 120 (LCL - UCL)		EPA-8260B			1
4-Bromofluorobenzene (Surrogate)	101	%	80 - 120 (LCL - UCL)		EPA-8260B			1

Run #	Method	Prep Date	Run Date/Time	Analyst	Instrument	Dilution	QC Batch ID
1	EPA-8260B	04/11/14	04/11/14 16:02	JMS	MS-V10	1	BXD0933

The results in this report apply to the samples analyzed in accordance with the chain of custody document. This analytical report must be reproduced in its entirety.

All results listed in this report are for the exclusive use of the submitting party. BC Laboratories, Inc. assumes no responsibility for report alteration, separation, detachment or third party interpretation.



Arcadis
2000 Powell Street 7th Floor
Emeryville, CA 94608

Reported: 04/22/2014 16:52
Project: 7124
Project Number: 351638
Project Manager: Kathy Brandt

Purgeable Aromatics and Total Petroleum Hydrocarbons

BCL Sample ID: 1407871-02	Client Sample Name: 7124, MW-1-W-140408, 4/8/2014 6:00:00AM
----------------------------------	--

Constituent	Result	Units	PQL	MDL	Method	MB Bias	Lab Quals	Run #
Gasoline Range Organics (C6 - C12)	ND	ug/L	50		EPA-8015B	ND		1
a,a,a-Trifluorotoluene (FID Surrogate)	85.8	%	70 - 130 (LCL - UCL)		EPA-8015B			1

Run #	Method	Prep Date	Run Date/Time	Analyst	Instrument	Dilution	QC Batch ID
1	EPA-8015B	04/17/14	04/18/14 00:37	jjh	GC-V9	1	BXD1487

The results in this report apply to the samples analyzed in accordance with the chain of custody document. This analytical report must be reproduced in its entirety.

All results listed in this report are for the exclusive use of the submitting party. BC Laboratories, Inc. assumes no responsibility for report alteration, separation, detachment or third party interpretation.



Arcadis
2000 Powell Street 7th Floor
Emeryville, CA 94608

Reported: 04/22/2014 16:52
Project: 7124
Project Number: 351638
Project Manager: Kathy Brandt

Gas Testing in Water

BCL Sample ID: 1407871-02	Client Sample Name: 7124, MW-1-W-140408, 4/8/2014 6:00:00AM
----------------------------------	--

Constituent	Result	Units	PQL	MDL	Method	MB Bias	Lab Quals	Run #
Methane	0.0049	mg/L	0.0010		RSK-175M	ND		1

Run #	Method	Prep Date	Run Date/Time	Analyst	Instrument	Dilution	QC Batch ID
1	RSK-175M	04/17/14	04/17/14 11:35	JMS	GC-V1	1	BXD1407

The results in this report apply to the samples analyzed in accordance with the chain of custody document. This analytical report must be reproduced in its entirety.

All results listed in this report are for the exclusive use of the submitting party. BC Laboratories, Inc. assumes no responsibility for report alteration, separation, detachment or third party interpretation.



Arcadis
2000 Powell Street 7th Floor
Emeryville, CA 94608

Reported: 04/22/2014 16:52
Project: 7124
Project Number: 351638
Project Manager: Kathy Brandt

Water Analysis (General Chemistry)

BCL Sample ID: 1407871-02	Client Sample Name: 7124, MW-1-W-140408, 4/8/2014 6:00:00AM
----------------------------------	--

Constituent	Result	Units	PQL	MDL	Method	MB Bias	Lab Quals	Run #
Total Alkalinity as CaCO3	170	mg/L	4.1		EPA-310.1	ND		1
Nitrate as NO3	22	mg/L	0.44		EPA-300.0	ND		2
Sulfate	25	mg/L	1.0		EPA-300.0	ND		2
Iron (II) Species	ND	ug/L	100		SM-3500-FeD	ND		3
Nitrite as NO2	ND	mg/L	0.17		EPA-353.2	ND		4
Total Sulfide	ND	mg/L	0.10		SM-4500SD	ND		5
Non-Volatile Organic Carbon	1.3	mg/L	0.30		EPA-415.1	ND		6

Run #	Method	Prep Date	Run Date/Time	Analyst	Instrument	Dilution	QC Batch ID
1	EPA-310.1	04/09/14	04/09/14 20:35	RML	MET-1	1	BXD0764
2	EPA-300.0	04/09/14	04/10/14 03:19	LD1	IC2	1	BXD0842
3	SM-3500-FeD	04/09/14	04/09/14 15:45	TMS	KONE-1	1	BXD0824
4	EPA-353.2	04/09/14	04/09/14 13:33	TMS	KONE-1	1	BXD0822
5	SM-4500SD	04/09/14	04/09/14 14:30	DIW	SPEC05	1	BXD0802
6	EPA-415.1	04/10/14	04/10/14 12:57	ALW	TOC2	1	BXD0794

The results in this report apply to the samples analyzed in accordance with the chain of custody document. This analytical report must be reproduced in its entirety.

All results listed in this report are for the exclusive use of the submitting party. BC Laboratories, Inc. assumes no responsibility for report alteration, separation, detachment or third party interpretation.



Arcadis
2000 Powell Street 7th Floor
Emeryville, CA 94608

Reported: 04/22/2014 16:52
Project: 7124
Project Number: 351638
Project Manager: Kathy Brandt

Metals Analysis

BCL Sample ID: 1407871-02	Client Sample Name: 7124, MW-1-W-140408, 4/8/2014 6:00:00AM
----------------------------------	--

Constituent	Result	Units	PQL	MDL	Method	MB Bias	Lab Quals	Run #
Dissolved Iron	ND	ug/L	50		EPA-6010B	ND		1
Total Manganese	11000	ug/L	10		EPA-6010B	ND		2

Run #	Method	Prep Date	Run Date/Time	Analyst	Instrument	Dilution	QC Batch ID
1	EPA-6010B	04/10/14	04/11/14 10:03	ARD	PE-OP1	1	BXD0903
2	EPA-6010B	04/11/14	04/14/14 10:25	ARD	PE-OP1	1	BXD0946

The results in this report apply to the samples analyzed in accordance with the chain of custody document. This analytical report must be reproduced in its entirety.

All results listed in this report are for the exclusive use of the submitting party. BC Laboratories, Inc. assumes no responsibility for report alteration, separation, detachment or third party interpretation.



Arcadis
2000 Powell Street 7th Floor
Emeryville, CA 94608

Reported: 04/22/2014 16:52
Project: 7124
Project Number: 351638
Project Manager: Kathy Brandt

Volatile Organic Analysis (EPA Method 8260B)

BCL Sample ID: 1407871-03	Client Sample Name: 7124, MW-2-W-140408, 4/8/2014 6:50:00AM
----------------------------------	--

Constituent	Result	Units	PQL	MDL	Method	MB Bias	Lab Quals	Run #
Benzene	ND	ug/L	0.50		EPA-8260B	ND		1
1,2-Dibromoethane	ND	ug/L	0.50		EPA-8260B	ND		1
1,2-Dichloroethane	ND	ug/L	0.50		EPA-8260B	ND		1
Ethylbenzene	ND	ug/L	0.50		EPA-8260B	ND		1
Methyl t-butyl ether	ND	ug/L	0.50		EPA-8260B	ND		1
Toluene	ND	ug/L	0.50		EPA-8260B	ND		1
Total Xylenes	ND	ug/L	1.0		EPA-8260B	ND		1
t-Amyl Methyl ether	ND	ug/L	0.50		EPA-8260B	ND		1
t-Butyl alcohol	ND	ug/L	10		EPA-8260B	ND		1
Diisopropyl ether	ND	ug/L	0.50		EPA-8260B	ND		1
Ethanol	ND	ug/L	250		EPA-8260B	ND		1
Ethyl t-butyl ether	ND	ug/L	0.50		EPA-8260B	ND		1
1,2-Dichloroethane-d4 (Surrogate)	105	%	75 - 125 (LCL - UCL)		EPA-8260B			1
Toluene-d8 (Surrogate)	94.2	%	80 - 120 (LCL - UCL)		EPA-8260B			1
4-Bromofluorobenzene (Surrogate)	103	%	80 - 120 (LCL - UCL)		EPA-8260B			1

Run #	Method	Prep Date	Run Date/Time	Analyst	Instrument	Dilution	QC Batch ID
1	EPA-8260B	04/11/14	04/11/14 16:22	JMS	MS-V10	1	BXD0933

The results in this report apply to the samples analyzed in accordance with the chain of custody document. This analytical report must be reproduced in its entirety.

All results listed in this report are for the exclusive use of the submitting party. BC Laboratories, Inc. assumes no responsibility for report alteration, separation, detachment or third party interpretation.



Arcadis
2000 Powell Street 7th Floor
Emeryville, CA 94608

Reported: 04/22/2014 16:52
Project: 7124
Project Number: 351638
Project Manager: Kathy Brandt

Purgeable Aromatics and Total Petroleum Hydrocarbons

BCL Sample ID: 1407871-03	Client Sample Name: 7124, MW-2-W-140408, 4/8/2014 6:50:00AM
----------------------------------	--

Constituent	Result	Units	PQL	MDL	Method	MB Bias	Lab Quals	Run #
Gasoline Range Organics (C6 - C12)	ND	ug/L	50		EPA-8015B	ND		1
a,a,a-Trifluorotoluene (FID Surrogate)	82.3	%	70 - 130 (LCL - UCL)		EPA-8015B			1

Run #	Method	Prep Date	Run Date/Time	Analyst	Instrument	Dilution	QC Batch ID
1	EPA-8015B	04/17/14	04/18/14 00:57	jjh	GC-V9	1	BXD1487

The results in this report apply to the samples analyzed in accordance with the chain of custody document. This analytical report must be reproduced in its entirety.

All results listed in this report are for the exclusive use of the submitting party. BC Laboratories, Inc. assumes no responsibility for report alteration, separation, detachment or third party interpretation.



Arcadis
2000 Powell Street 7th Floor
Emeryville, CA 94608

Reported: 04/22/2014 16:52
Project: 7124
Project Number: 351638
Project Manager: Kathy Brandt

Gas Testing in Water

BCL Sample ID: 1407871-03	Client Sample Name: 7124, MW-2-W-140408, 4/8/2014 6:50:00AM
----------------------------------	--

Constituent	Result	Units	PQL	MDL	Method	MB Bias	Lab Quals	Run #
Methane	0.0070	mg/L	0.0010		RSK-175M	ND		1

Run #	Method	Prep Date	Run Date/Time	Analyst	Instrument	Dilution	QC Batch ID
1	RSK-175M	04/17/14	04/17/14 11:42	JMS	GC-V1	1	BXD1407

The results in this report apply to the samples analyzed in accordance with the chain of custody document. This analytical report must be reproduced in its entirety.

All results listed in this report are for the exclusive use of the submitting party. BC Laboratories, Inc. assumes no responsibility for report alteration, separation, detachment or third party interpretation.



Arcadis
2000 Powell Street 7th Floor
Emeryville, CA 94608

Reported: 04/22/2014 16:52
Project: 7124
Project Number: 351638
Project Manager: Kathy Brandt

Water Analysis (General Chemistry)

BCL Sample ID: 1407871-03	Client Sample Name: 7124, MW-2-W-140408, 4/8/2014 6:50:00AM
----------------------------------	--

Constituent	Result	Units	PQL	MDL	Method	MB Bias	Lab Quals	Run #
Total Alkalinity as CaCO3	210	mg/L	4.1		EPA-310.1	ND		1
Nitrate as NO3	ND	mg/L	0.44		EPA-300.0	ND		2
Sulfate	33	mg/L	1.0		EPA-300.0	ND		2
Iron (II) Species	1700	ug/L	100		SM-3500-FeD	ND		3
Nitrite as NO2	ND	mg/L	0.17		EPA-353.2	ND		4
Total Sulfide	ND	mg/L	0.10		SM-4500SD	ND		5
Non-Volatile Organic Carbon	1.4	mg/L	0.30		EPA-415.1	ND		6

Run #	Method	Prep Date	Run Date/Time	Analyst	Instrument	Dilution	QC Batch ID
1	EPA-310.1	04/09/14	04/09/14 20:42	RML	MET-1	1	BXD0764
2	EPA-300.0	04/09/14	04/10/14 03:34	LD1	IC2	1	BXD0842
3	SM-3500-FeD	04/09/14	04/09/14 15:45	TMS	KONE-1	1	BXD0824
4	EPA-353.2	04/09/14	04/09/14 13:33	TMS	KONE-1	1	BXD0822
5	SM-4500SD	04/09/14	04/09/14 14:30	DIW	SPEC05	1	BXD0802
6	EPA-415.1	04/10/14	04/10/14 13:11	ALW	TOC2	1	BXD0794

The results in this report apply to the samples analyzed in accordance with the chain of custody document. This analytical report must be reproduced in its entirety.

All results listed in this report are for the exclusive use of the submitting party. BC Laboratories, Inc. assumes no responsibility for report alteration, separation, detachment or third party interpretation.



Arcadis
2000 Powell Street 7th Floor
Emeryville, CA 94608

Reported: 04/22/2014 16:52
Project: 7124
Project Number: 351638
Project Manager: Kathy Brandt

Metals Analysis

BCL Sample ID: 1407871-03	Client Sample Name: 7124, MW-2-W-140408, 4/8/2014 6:50:00AM
----------------------------------	--

Constituent	Result	Units	PQL	MDL	Method	MB Bias	Lab Quals	Run #
Dissolved Iron	140	ug/L	50		EPA-6010B	ND		1
Total Manganese	8400	ug/L	10		EPA-6010B	ND		2

Run #	Method	Prep Date	Run Date/Time	Analyst	Instrument	Dilution	QC Batch ID
1	EPA-6010B	04/10/14	04/11/14 10:05	ARD	PE-OP1	1	BXD0903
2	EPA-6010B	04/11/14	04/14/14 10:27	ARD	PE-OP1	1	BXD0946

The results in this report apply to the samples analyzed in accordance with the chain of custody document. This analytical report must be reproduced in its entirety.

All results listed in this report are for the exclusive use of the submitting party. BC Laboratories, Inc. assumes no responsibility for report alteration, separation, detachment or third party interpretation.



Arcadis
2000 Powell Street 7th Floor
Emeryville, CA 94608

Reported: 04/22/2014 16:52
Project: 7124
Project Number: 351638
Project Manager: Kathy Brandt

Volatile Organic Analysis (EPA Method 8260B)

BCL Sample ID: 1407871-04	Client Sample Name: 7124, MW-3-W-140408, 4/8/2014 7:45:00AM
----------------------------------	--

Constituent	Result	Units	PQL	MDL	Method	MB Bias	Lab Quals	Run #
Benzene	ND	ug/L	0.50		EPA-8260B	ND		1
1,2-Dibromoethane	ND	ug/L	0.50		EPA-8260B	ND		1
1,2-Dichloroethane	ND	ug/L	0.50		EPA-8260B	ND		1
Ethylbenzene	ND	ug/L	0.50		EPA-8260B	ND		1
Methyl t-butyl ether	150	ug/L	1.0		EPA-8260B	ND	A01	2
Toluene	ND	ug/L	0.50		EPA-8260B	ND		1
Total Xylenes	ND	ug/L	1.0		EPA-8260B	ND		1
t-Amyl Methyl ether	ND	ug/L	0.50		EPA-8260B	ND		1
t-Butyl alcohol	ND	ug/L	10		EPA-8260B	ND		1
Diisopropyl ether	ND	ug/L	0.50		EPA-8260B	ND		1
Ethanol	ND	ug/L	250		EPA-8260B	ND		1
Ethyl t-butyl ether	ND	ug/L	0.50		EPA-8260B	ND		1
1,2-Dichloroethane-d4 (Surrogate)	105	%	75 - 125 (LCL - UCL)		EPA-8260B			1
1,2-Dichloroethane-d4 (Surrogate)	103	%	75 - 125 (LCL - UCL)		EPA-8260B			2
Toluene-d8 (Surrogate)	93.0	%	80 - 120 (LCL - UCL)		EPA-8260B			1
Toluene-d8 (Surrogate)	91.1	%	80 - 120 (LCL - UCL)		EPA-8260B			2
4-Bromofluorobenzene (Surrogate)	102	%	80 - 120 (LCL - UCL)		EPA-8260B			1
4-Bromofluorobenzene (Surrogate)	97.2	%	80 - 120 (LCL - UCL)		EPA-8260B			2

Run #	Method	Prep Date	Run Date/Time	Analyst	Instrument	Dilution	QC Batch ID
1	EPA-8260B	04/11/14	04/11/14 18:17	JMS	MS-V10	1	BXD1058
2	EPA-8260B	04/11/14	04/14/14 15:37	JMS	MS-V10	2	BXD1058

The results in this report apply to the samples analyzed in accordance with the chain of custody document. This analytical report must be reproduced in its entirety.

All results listed in this report are for the exclusive use of the submitting party. BC Laboratories, Inc. assumes no responsibility for report alteration, separation, detachment or third party interpretation.



Arcadis
2000 Powell Street 7th Floor
Emeryville, CA 94608

Reported: 04/22/2014 16:52
Project: 7124
Project Number: 351638
Project Manager: Kathy Brandt

Purgeable Aromatics and Total Petroleum Hydrocarbons

BCL Sample ID: 1407871-04	Client Sample Name: 7124, MW-3-W-140408, 4/8/2014 7:45:00AM
----------------------------------	--

Constituent	Result	Units	PQL	MDL	Method	MB Bias	Lab Quals	Run #
Gasoline Range Organics (C6 - C12)	320	ug/L	50		EPA-8015B	ND		1
a,a,a-Trifluorotoluene (FID Surrogate)	116	%	70 - 130 (LCL - UCL)		EPA-8015B			1

Run #	Method	Prep Date	Run Date/Time	Analyst	Instrument	Dilution	QC Batch ID
1	EPA-8015B	04/17/14	04/18/14 01:17	jjh	GC-V9	1	BXD1487

The results in this report apply to the samples analyzed in accordance with the chain of custody document. This analytical report must be reproduced in its entirety.

All results listed in this report are for the exclusive use of the submitting party. BC Laboratories, Inc. assumes no responsibility for report alteration, separation, detachment or third party interpretation.



Arcadis
2000 Powell Street 7th Floor
Emeryville, CA 94608

Reported: 04/22/2014 16:52
Project: 7124
Project Number: 351638
Project Manager: Kathy Brandt

Gas Testing in Water

BCL Sample ID: 1407871-04	Client Sample Name: 7124, MW-3-W-140408, 4/8/2014 7:45:00AM
----------------------------------	--

Constituent	Result	Units	PQL	MDL	Method	MB Bias	Lab Quals	Run #
Methane	0.034	mg/L	0.0010		RSK-175M	ND		1

Run #	Method	Prep Date	Run Date/Time	Analyst	Instrument	Dilution	QC Batch ID
1	RSK-175M	04/17/14	04/17/14 11:47	JMS	GC-V1	1	BXD1407

The results in this report apply to the samples analyzed in accordance with the chain of custody document. This analytical report must be reproduced in its entirety.

All results listed in this report are for the exclusive use of the submitting party. BC Laboratories, Inc. assumes no responsibility for report alteration, separation, detachment or third party interpretation.



Arcadis
2000 Powell Street 7th Floor
Emeryville, CA 94608

Reported: 04/22/2014 16:52
Project: 7124
Project Number: 351638
Project Manager: Kathy Brandt

Water Analysis (General Chemistry)

BCL Sample ID: 1407871-04	Client Sample Name: 7124, MW-3-W-140408, 4/8/2014 7:45:00AM							
Constituent	Result	Units	PQL	MDL	Method	MB Bias	Lab Quals	Run #
Total Alkalinity as CaCO3	290	mg/L	4.1		EPA-310.1	ND		1
Nitrate as NO3	ND	mg/L	0.44		EPA-300.0	ND		2
Sulfate	2.1	mg/L	1.0		EPA-300.0	ND		2
Iron (II) Species	1200	ug/L	100		SM-3500-FeD	ND		3
Nitrite as NO2	ND	mg/L	0.17		EPA-353.2	ND		4
Total Sulfide	ND	mg/L	0.10		SM-4500SD	ND		5
Non-Volatile Organic Carbon	1.3	mg/L	0.30		EPA-415.1	ND		6

Run #	Method	Prep Date	Run Date/Time	Analyst	Instrument	Dilution	QC Batch ID
1	EPA-310.1	04/09/14	04/09/14 20:49	RML	MET-1	1	BXD0764
2	EPA-300.0	04/09/14	04/10/14 03:49	LD1	IC2	1	BXD0842
3	SM-3500-FeD	04/09/14	04/09/14 15:45	TMS	KONE-1	1	BXD0824
4	EPA-353.2	04/09/14	04/09/14 13:33	TMS	KONE-1	1	BXD0822
5	SM-4500SD	04/09/14	04/09/14 14:30	DIW	SPEC05	1	BXD0802
6	EPA-415.1	04/10/14	04/10/14 13:25	ALW	TOC2	1	BXD0794

The results in this report apply to the samples analyzed in accordance with the chain of custody document. This analytical report must be reproduced in its entirety.

All results listed in this report are for the exclusive use of the submitting party. BC Laboratories, Inc. assumes no responsibility for report alteration, separation, detachment or third party interpretation.



Arcadis
2000 Powell Street 7th Floor
Emeryville, CA 94608

Reported: 04/22/2014 16:52
Project: 7124
Project Number: 351638
Project Manager: Kathy Brandt

Metals Analysis

BCL Sample ID: 1407871-04	Client Sample Name: 7124, MW-3-W-140408, 4/8/2014 7:45:00AM
----------------------------------	--

Constituent	Result	Units	PQL	MDL	Method	MB Bias	Lab Quals	Run #
Dissolved Iron	220	ug/L	50		EPA-6010B	ND		1
Total Manganese	6000	ug/L	10		EPA-6010B	ND		2

Run #	Method	Prep Date	Run Date/Time	Analyst	Instrument	Dilution	QC Batch ID
1	EPA-6010B	04/10/14	04/11/14 10:07	ARD	PE-OP1	1	BXD0903
2	EPA-6010B	04/11/14	04/14/14 10:29	ARD	PE-OP1	1	BXD0946

The results in this report apply to the samples analyzed in accordance with the chain of custody document. This analytical report must be reproduced in its entirety.

All results listed in this report are for the exclusive use of the submitting party. BC Laboratories, Inc. assumes no responsibility for report alteration, separation, detachment or third party interpretation.



Arcadis
2000 Powell Street 7th Floor
Emeryville, CA 94608

Reported: 04/22/2014 16:52
Project: 7124
Project Number: 351638
Project Manager: Kathy Brandt

Volatile Organic Analysis (EPA Method 8260B)

BCL Sample ID: 1407871-05	Client Sample Name: 7124, MW-4-W-140408, 4/8/2014 8:45:00AM
----------------------------------	--

Constituent	Result	Units	PQL	MDL	Method	MB Bias	Lab Quals	Run #
Benzene	ND	ug/L	0.50		EPA-8260B	ND		1
1,2-Dibromoethane	ND	ug/L	0.50		EPA-8260B	ND		1
1,2-Dichloroethane	ND	ug/L	0.50		EPA-8260B	ND		1
Ethylbenzene	ND	ug/L	0.50		EPA-8260B	ND		1
Methyl t-butyl ether	ND	ug/L	0.50		EPA-8260B	ND		1
Toluene	ND	ug/L	0.50		EPA-8260B	ND		1
Total Xylenes	ND	ug/L	1.0		EPA-8260B	ND		1
t-Amyl Methyl ether	ND	ug/L	0.50		EPA-8260B	ND		1
t-Butyl alcohol	ND	ug/L	10		EPA-8260B	ND		1
Diisopropyl ether	ND	ug/L	0.50		EPA-8260B	ND		1
Ethanol	ND	ug/L	250		EPA-8260B	ND		1
Ethyl t-butyl ether	ND	ug/L	0.50		EPA-8260B	ND		1
1,2-Dichloroethane-d4 (Surrogate)	104	%	75 - 125 (LCL - UCL)		EPA-8260B			1
Toluene-d8 (Surrogate)	90.0	%	80 - 120 (LCL - UCL)		EPA-8260B			1
4-Bromofluorobenzene (Surrogate)	99.5	%	80 - 120 (LCL - UCL)		EPA-8260B			1

Run #	Method	Prep Date	Run Date/Time	Analyst	Instrument	Dilution	QC Batch ID
1	EPA-8260B	04/11/14	04/11/14 16:41	JMS	MS-V10	1	BXD1058

The results in this report apply to the samples analyzed in accordance with the chain of custody document. This analytical report must be reproduced in its entirety.

All results listed in this report are for the exclusive use of the submitting party. BC Laboratories, Inc. assumes no responsibility for report alteration, separation, detachment or third party interpretation.



Arcadis
2000 Powell Street 7th Floor
Emeryville, CA 94608

Reported: 04/22/2014 16:52
Project: 7124
Project Number: 351638
Project Manager: Kathy Brandt

Purgeable Aromatics and Total Petroleum Hydrocarbons

BCL Sample ID: 1407871-05	Client Sample Name: 7124, MW-4-W-140408, 4/8/2014 8:45:00AM
----------------------------------	--

Constituent	Result	Units	PQL	MDL	Method	MB Bias	Lab Quals	Run #
Gasoline Range Organics (C6 - C12)	ND	ug/L	50		EPA-8015B	ND		1
a,a,a-Trifluorotoluene (FID Surrogate)	85.0	%	70 - 130 (LCL - UCL)		EPA-8015B			1

Run #	Method	Prep Date	Run Date/Time	Analyst	Instrument	Dilution	QC Batch ID
1	EPA-8015B	04/17/14	04/18/14 01:38	jjh	GC-V9	1	BXD1487

The results in this report apply to the samples analyzed in accordance with the chain of custody document. This analytical report must be reproduced in its entirety.

All results listed in this report are for the exclusive use of the submitting party. BC Laboratories, Inc. assumes no responsibility for report alteration, separation, detachment or third party interpretation.



Arcadis
2000 Powell Street 7th Floor
Emeryville, CA 94608

Reported: 04/22/2014 16:52
Project: 7124
Project Number: 351638
Project Manager: Kathy Brandt

Gas Testing in Water

BCL Sample ID: 1407871-05	Client Sample Name: 7124, MW-4-W-140408, 4/8/2014 8:45:00AM
----------------------------------	--

Constituent	Result	Units	PQL	MDL	Method	MB Bias	Lab Quals	Run #
Methane	ND	mg/L	0.0010		RSK-175M	ND		1

Run #	Method	Prep Date	Run Date/Time	Analyst	Instrument	Dilution	QC Batch ID
1	RSK-175M	04/17/14	04/17/14 11:52	JMS	GC-V1	1	BXD1408

The results in this report apply to the samples analyzed in accordance with the chain of custody document. This analytical report must be reproduced in its entirety.

All results listed in this report are for the exclusive use of the submitting party. BC Laboratories, Inc. assumes no responsibility for report alteration, separation, detachment or third party interpretation.



Arcadis
2000 Powell Street 7th Floor
Emeryville, CA 94608

Reported: 04/22/2014 16:52
Project: 7124
Project Number: 351638
Project Manager: Kathy Brandt

Water Analysis (General Chemistry)

BCL Sample ID: 1407871-05	Client Sample Name: 7124, MW-4-W-140408, 4/8/2014 8:45:00AM							
Constituent	Result	Units	PQL	MDL	Method	MB Bias	Lab Quals	Run #
Total Alkalinity as CaCO3	130	mg/L	4.1		EPA-310.1	ND		1
Nitrate as NO3	5.0	mg/L	0.44		EPA-300.0	ND		2
Sulfate	17	mg/L	1.0		EPA-300.0	ND		2
Iron (II) Species	280	ug/L	100		SM-3500-FeD	ND		3
Nitrite as NO2	ND	mg/L	0.17		EPA-353.2	ND		4
Total Sulfide	ND	mg/L	0.10		SM-4500SD	ND		5
Non-Volatile Organic Carbon	12	mg/L	0.60		EPA-415.1	ND	A01	6

Run #	Method	Prep Date	Run Date/Time	Analyst	Instrument	Dilution	QC Batch ID
1	EPA-310.1	04/10/14	04/10/14 11:38	RML	MET-1	1	BXD0828
2	EPA-300.0	04/09/14	04/10/14 04:04	LD1	IC2	1	BXD0842
3	SM-3500-FeD	04/09/14	04/09/14 15:45	TMS	KONE-1	1	BXD0824
4	EPA-353.2	04/09/14	04/09/14 13:33	TMS	KONE-1	1	BXD0822
5	SM-4500SD	04/09/14	04/09/14 14:30	DIW	SPEC05	1	BXD0802
6	EPA-415.1	04/10/14	04/10/14 13:40	ALW	TOC2	2	BXD0794

The results in this report apply to the samples analyzed in accordance with the chain of custody document. This analytical report must be reproduced in its entirety.

All results listed in this report are for the exclusive use of the submitting party. BC Laboratories, Inc. assumes no responsibility for report alteration, separation, detachment or third party interpretation.



Arcadis
2000 Powell Street 7th Floor
Emeryville, CA 94608

Reported: 04/22/2014 16:52
Project: 7124
Project Number: 351638
Project Manager: Kathy Brandt

Metals Analysis

BCL Sample ID: 1407871-05	Client Sample Name: 7124, MW-4-W-140408, 4/8/2014 8:45:00AM
----------------------------------	--

Constituent	Result	Units	PQL	MDL	Method	MB Bias	Lab Quals	Run #
Dissolved Iron	200	ug/L	50		EPA-6010B	ND		1
Total Manganese	1200	ug/L	10		EPA-6010B	ND		2

Run #	Method	Prep Date	Run Date/Time	Analyst	Instrument	Dilution	QC Batch ID
1	EPA-6010B	04/10/14	04/11/14 10:08	ARD	PE-OP1	1	BXD0903
2	EPA-6010B	04/11/14	04/14/14 10:30	ARD	PE-OP1	1	BXD0946

The results in this report apply to the samples analyzed in accordance with the chain of custody document. This analytical report must be reproduced in its entirety.

All results listed in this report are for the exclusive use of the submitting party. BC Laboratories, Inc. assumes no responsibility for report alteration, separation, detachment or third party interpretation.



Arcadis
2000 Powell Street 7th Floor
Emeryville, CA 94608

Reported: 04/22/2014 16:52
Project: 7124
Project Number: 351638
Project Manager: Kathy Brandt

Volatile Organic Analysis (EPA Method 8260B)

Quality Control Report - Method Blank Analysis

Constituent	QC Sample ID	MB Result	Units	PQL	MDL	Lab Quals
-------------	--------------	-----------	-------	-----	-----	-----------

QC Batch ID: BXD0933

Benzene	BXD0933-BLK1	ND	ug/L	0.50		
1,2-Dibromoethane	BXD0933-BLK1	ND	ug/L	0.50		
1,2-Dichloroethane	BXD0933-BLK1	ND	ug/L	0.50		
Ethylbenzene	BXD0933-BLK1	ND	ug/L	0.50		
Methyl t-butyl ether	BXD0933-BLK1	ND	ug/L	0.50		
Toluene	BXD0933-BLK1	ND	ug/L	0.50		
Total Xylenes	BXD0933-BLK1	ND	ug/L	1.0		
t-Amyl Methyl ether	BXD0933-BLK1	ND	ug/L	0.50		
t-Butyl alcohol	BXD0933-BLK1	ND	ug/L	10		
Diisopropyl ether	BXD0933-BLK1	ND	ug/L	0.50		
Ethanol	BXD0933-BLK1	ND	ug/L	250		
Ethyl t-butyl ether	BXD0933-BLK1	ND	ug/L	0.50		
1,2-Dichloroethane-d4 (Surrogate)	BXD0933-BLK1	107	%	75 - 125 (LCL - UCL)		
Toluene-d8 (Surrogate)	BXD0933-BLK1	97.2	%	80 - 120 (LCL - UCL)		
4-Bromofluorobenzene (Surrogate)	BXD0933-BLK1	101	%	80 - 120 (LCL - UCL)		

QC Batch ID: BXD1058

Benzene	BXD1058-BLK1	ND	ug/L	0.50		
1,2-Dibromoethane	BXD1058-BLK1	ND	ug/L	0.50		
1,2-Dichloroethane	BXD1058-BLK1	ND	ug/L	0.50		
Ethylbenzene	BXD1058-BLK1	ND	ug/L	0.50		
Methyl t-butyl ether	BXD1058-BLK1	ND	ug/L	0.50		
Toluene	BXD1058-BLK1	ND	ug/L	0.50		
Total Xylenes	BXD1058-BLK1	ND	ug/L	1.0		
t-Amyl Methyl ether	BXD1058-BLK1	ND	ug/L	0.50		
t-Butyl alcohol	BXD1058-BLK1	ND	ug/L	10		
Diisopropyl ether	BXD1058-BLK1	ND	ug/L	0.50		
Ethanol	BXD1058-BLK1	ND	ug/L	250		
Ethyl t-butyl ether	BXD1058-BLK1	ND	ug/L	0.50		
1,2-Dichloroethane-d4 (Surrogate)	BXD1058-BLK1	103	%	75 - 125 (LCL - UCL)		
Toluene-d8 (Surrogate)	BXD1058-BLK1	96.4	%	80 - 120 (LCL - UCL)		
4-Bromofluorobenzene (Surrogate)	BXD1058-BLK1	97.6	%	80 - 120 (LCL - UCL)		

The results in this report apply to the samples analyzed in accordance with the chain of custody document. This analytical report must be reproduced in its entirety.

All results listed in this report are for the exclusive use of the submitting party. BC Laboratories, Inc. assumes no responsibility for report alteration, separation, detachment or third party interpretation.



Arcadis
2000 Powell Street 7th Floor
Emeryville, CA 94608

Reported: 04/22/2014 16:52
Project: 7124
Project Number: 351638
Project Manager: Kathy Brandt

Volatile Organic Analysis (EPA Method 8260B)

Quality Control Report - Laboratory Control Sample

Constituent	QC Sample ID	Type	Result	Spike Level	Units	Percent Recovery	RPD	Control Limits		Lab
								Percent Recovery	RPD	
QC Batch ID: BXD0933										
Benzene	BXD0933-BS1	LCS	28.210	25.000	ug/L	113		70 - 130		
Toluene	BXD0933-BS1	LCS	27.290	25.000	ug/L	109		70 - 130		
1,2-Dichloroethane-d4 (Surrogate)	BXD0933-BS1	LCS	10.410	10.000	ug/L	104		75 - 125		
Toluene-d8 (Surrogate)	BXD0933-BS1	LCS	9.2900	10.000	ug/L	92.9		80 - 120		
4-Bromofluorobenzene (Surrogate)	BXD0933-BS1	LCS	10.200	10.000	ug/L	102		80 - 120		
QC Batch ID: BXD1058										
Benzene	BXD1058-BS1	LCS	29.050	25.000	ug/L	116		70 - 130		
Toluene	BXD1058-BS1	LCS	30.160	25.000	ug/L	121		70 - 130		
1,2-Dichloroethane-d4 (Surrogate)	BXD1058-BS1	LCS	10.410	10.000	ug/L	104		75 - 125		
Toluene-d8 (Surrogate)	BXD1058-BS1	LCS	9.6800	10.000	ug/L	96.8		80 - 120		
4-Bromofluorobenzene (Surrogate)	BXD1058-BS1	LCS	10.260	10.000	ug/L	103		80 - 120		

The results in this report apply to the samples analyzed in accordance with the chain of custody document. This analytical report must be reproduced in its entirety.

All results listed in this report are for the exclusive use of the submitting party. BC Laboratories, Inc. assumes no responsibility for report alteration, separation, detachment or third party interpretation.



Arcadis
2000 Powell Street 7th Floor
Emeryville, CA 94608

Reported: 04/22/2014 16:52
Project: 7124
Project Number: 351638
Project Manager: Kathy Brandt

Volatile Organic Analysis (EPA Method 8260B)

Quality Control Report - Precision & Accuracy

Constituent	Type	Source Sample ID	Source Result	Result	Spike Added	Units	RPD	Control Limits		Lab
								Percent Recovery	RPD	
QC Batch ID: BXD0933		Used client sample: N								
Benzene	MS	1407468-14	ND	28.970	25.000	ug/L		116		70 - 130
	MSD	1407468-14	ND	24.150	25.000	ug/L	18.1	96.6	20	70 - 130
Toluene	MS	1407468-14	ND	28.740	25.000	ug/L		115		70 - 130
	MSD	1407468-14	ND	24.810	25.000	ug/L	14.7	99.2	20	70 - 130
1,2-Dichloroethane-d4 (Surrogate)	MS	1407468-14	ND	10.890	10.000	ug/L		109		75 - 125
	MSD	1407468-14	ND	10.210	10.000	ug/L	6.4	102		75 - 125
Toluene-d8 (Surrogate)	MS	1407468-14	ND	9.9100	10.000	ug/L		99.1		80 - 120
	MSD	1407468-14	ND	9.9500	10.000	ug/L	0.4	99.5		80 - 120
4-Bromofluorobenzene (Surrogate)	MS	1407468-14	ND	10.250	10.000	ug/L		102		80 - 120
	MSD	1407468-14	ND	10.150	10.000	ug/L	1.0	102		80 - 120
QC Batch ID: BXD1058		Used client sample: N								
Benzene	MS	1407468-16	ND	28.640	25.000	ug/L		115		70 - 130
	MSD	1407468-16	ND	27.250	25.000	ug/L	5.0	109	20	70 - 130
Toluene	MS	1407468-16	ND	28.990	25.000	ug/L		116		70 - 130
	MSD	1407468-16	ND	28.060	25.000	ug/L	3.3	112	20	70 - 130
1,2-Dichloroethane-d4 (Surrogate)	MS	1407468-16	ND	10.360	10.000	ug/L		104		75 - 125
	MSD	1407468-16	ND	10.040	10.000	ug/L	3.1	100		75 - 125
Toluene-d8 (Surrogate)	MS	1407468-16	ND	9.7200	10.000	ug/L		97.2		80 - 120
	MSD	1407468-16	ND	9.6400	10.000	ug/L	0.8	96.4		80 - 120
4-Bromofluorobenzene (Surrogate)	MS	1407468-16	ND	10.160	10.000	ug/L		102		80 - 120
	MSD	1407468-16	ND	10.190	10.000	ug/L	0.3	102		80 - 120

The results in this report apply to the samples analyzed in accordance with the chain of custody document. This analytical report must be reproduced in its entirety.

All results listed in this report are for the exclusive use of the submitting party. BC Laboratories, Inc. assumes no responsibility for report alteration, separation, detachment or third party interpretation.



Arcadis
2000 Powell Street 7th Floor
Emeryville, CA 94608

Reported: 04/22/2014 16:52
Project: 7124
Project Number: 351638
Project Manager: Kathy Brandt

Purgeable Aromatics and Total Petroleum Hydrocarbons

Quality Control Report - Method Blank Analysis

Constituent	QC Sample ID	MB Result	Units	PQL	MDL	Lab Quals
QC Batch ID: BXD1487						
Gasoline Range Organics (C6 - C12)	BXD1487-BLK1	ND	ug/L	50		
a,a,a-Trifluorotoluene (FID Surrogate)	BXD1487-BLK1	122	%	70 - 130 (LCL - UCL)		

The results in this report apply to the samples analyzed in accordance with the chain of custody document. This analytical report must be reproduced in its entirety.

All results listed in this report are for the exclusive use of the submitting party. BC Laboratories, Inc. assumes no responsibility for report alteration, separation, detachment or third party interpretation.



Arcadis
2000 Powell Street 7th Floor
Emeryville, CA 94608

Reported: 04/22/2014 16:52
Project: 7124
Project Number: 351638
Project Manager: Kathy Brandt

Purgeable Aromatics and Total Petroleum Hydrocarbons

Quality Control Report - Laboratory Control Sample

Constituent	QC Sample ID	Type	Result	Spike Level	Units	Percent Recovery	RPD	Control Limits		Lab	Quals
								Percent Recovery	RPD		
QC Batch ID: BXD1487											
Gasoline Range Organics (C6 - C12)	BXD1487-BS1	LCS	1062.4	1000.0	ug/L	106		85 - 115			
a,a,a-Trifluorotoluene (FID Surrogate)	BXD1487-BS1	LCS	40.463	40.000	ug/L	101		70 - 130			

The results in this report apply to the samples analyzed in accordance with the chain of custody document. This analytical report must be reproduced in its entirety.

All results listed in this report are for the exclusive use of the submitting party. BC Laboratories, Inc. assumes no responsibility for report alteration, separation, detachment or third party interpretation.



Arcadis
2000 Powell Street 7th Floor
Emeryville, CA 94608

Reported: 04/22/2014 16:52
Project: 7124
Project Number: 351638
Project Manager: Kathy Brandt

Purgeable Aromatics and Total Petroleum Hydrocarbons

Quality Control Report - Precision & Accuracy

Constituent	Type	Source Sample ID	Source Result	Result	Spike Added	Units	RPD	Control Limits		Lab Quals
								Percent Recovery	Percent Recovery	
QC Batch ID: BXD1487		Used client sample: N								
Gasoline Range Organics (C6 - C12)	MS	1407468-18	ND	1104.3	1000.0	ug/L		110		70 - 130
	MSD	1407468-18	ND	1137.8	1000.0	ug/L	3.0	114	20	70 - 130
a,a,a-Trifluorotoluene (FID Surrogate)	MS	1407468-18	ND	42.637	40.000	ug/L		107		70 - 130
	MSD	1407468-18	ND	44.358	40.000	ug/L	4.0	111		70 - 130

The results in this report apply to the samples analyzed in accordance with the chain of custody document. This analytical report must be reproduced in its entirety.

All results listed in this report are for the exclusive use of the submitting party. BC Laboratories, Inc. assumes no responsibility for report alteration, separation, detachment or third party interpretation.



Arcadis
2000 Powell Street 7th Floor
Emeryville, CA 94608

Reported: 04/22/2014 16:52
Project: 7124
Project Number: 351638
Project Manager: Kathy Brandt

Gas Testing in Water

Quality Control Report - Method Blank Analysis

Constituent	QC Sample ID	MB Result	Units	PQL	MDL	Lab Quals
QC Batch ID: BXD1407						
Methane	BXD1407-BLK1	ND	mg/L	0.0010		
QC Batch ID: BXD1408						
Methane	BXD1408-BLK1	ND	mg/L	0.0010		

The results in this report apply to the samples analyzed in accordance with the chain of custody document. This analytical report must be reproduced in its entirety.

All results listed in this report are for the exclusive use of the submitting party. BC Laboratories, Inc. assumes no responsibility for report alteration, separation, detachment or third party interpretation.



Arcadis
2000 Powell Street 7th Floor
Emeryville, CA 94608

Reported: 04/22/2014 16:52
Project: 7124
Project Number: 351638
Project Manager: Kathy Brandt

Gas Testing in Water

Quality Control Report - Laboratory Control Sample

Constituent	QC Sample ID	Type	Result	Spike Level	Units	Percent Recovery	RPD	Control Limits		Lab
								Percent Recovery	RPD	
QC Batch ID: BXD1407										
Methane	BXD1407-BS1	LCS	0.011317	0.010843	mg/L	104		80 - 120		
	BXD1407-BSD1	LCSD	0.010154	0.010843	mg/L	93.6	10.8	80 - 120		20
QC Batch ID: BXD1408										
Methane	BXD1408-BS1	LCS	0.0094162	0.010843	mg/L	86.8		80 - 120		
	BXD1408-BSD1	LCSD	0.0089980	0.010843	mg/L	83.0	4.5	80 - 120		20

The results in this report apply to the samples analyzed in accordance with the chain of custody document. This analytical report must be reproduced in its entirety.

All results listed in this report are for the exclusive use of the submitting party. BC Laboratories, Inc. assumes no responsibility for report alteration, separation, detachment or third party interpretation.



Arcadis
2000 Powell Street 7th Floor
Emeryville, CA 94608

Reported: 04/22/2014 16:52
Project: 7124
Project Number: 351638
Project Manager: Kathy Brandt

Water Analysis (General Chemistry)

Quality Control Report - Method Blank Analysis

Constituent	QC Sample ID	MB Result	Units	PQL	MDL	Lab Quals
QC Batch ID: BXD0764						
Total Alkalinity as CaCO3	BXD0764-BLK1	ND	mg/L	4.1		
QC Batch ID: BXD0794						
Non-Volatile Organic Carbon	BXD0794-BLK1	ND	mg/L	0.30		
QC Batch ID: BXD0802						
Total Sulfide	BXD0802-BLK1	ND	mg/L	0.10		
QC Batch ID: BXD0822						
Nitrite as NO2	BXD0822-BLK1	ND	mg/L	0.17		
QC Batch ID: BXD0824						
Iron (II) Species	BXD0824-BLK1	ND	ug/L	100		
QC Batch ID: BXD0828						
Total Alkalinity as CaCO3	BXD0828-BLK1	ND	mg/L	4.1		
QC Batch ID: BXD0842						
Nitrate as NO3	BXD0842-BLK1	ND	mg/L	0.44		
Sulfate	BXD0842-BLK1	ND	mg/L	1.0		

The results in this report apply to the samples analyzed in accordance with the chain of custody document. This analytical report must be reproduced in its entirety.

All results listed in this report are for the exclusive use of the submitting party. BC Laboratories, Inc. assumes no responsibility for report alteration, separation, detachment or third party interpretation.



Arcadis
2000 Powell Street 7th Floor
Emeryville, CA 94608

Reported: 04/22/2014 16:52
Project: 7124
Project Number: 351638
Project Manager: Kathy Brandt

Water Analysis (General Chemistry)

Quality Control Report - Laboratory Control Sample

Constituent	QC Sample ID	Type	Result	Spike Level	Units	Percent Recovery	Control Limits		Lab
							RPD	Percent Recovery	
QC Batch ID: BXD0764									
Total Alkalinity as CaCO3	BXD0764-BS3	LCS	98.280	100.00	mg/L	98.3		90 - 110	
QC Batch ID: BXD0794									
Non-Volatile Organic Carbon	BXD0794-BS1	LCS	5.2400	5.0000	mg/L	105		85 - 115	
QC Batch ID: BXD0802									
Total Sulfide	BXD0802-BS1	LCS	0.50250	0.50000	mg/L	100		90 - 110	
QC Batch ID: BXD0822									
Nitrite as NO2	BXD0822-BS1	LCS	1.6479	1.6425	mg/L	100		90 - 110	
QC Batch ID: BXD0824									
Iron (II) Species	BXD0824-BS1	LCS	2542.7	2500.0	ug/L	102		90 - 110	
QC Batch ID: BXD0828									
Total Alkalinity as CaCO3	BXD0828-BS3	LCS	94.170	100.00	mg/L	94.2		90 - 110	
QC Batch ID: BXD0842									
Nitrate as NO3	BXD0842-BS1	LCS	22.050	22.134	mg/L	99.6		90 - 110	
Sulfate	BXD0842-BS1	LCS	100.00	100.00	mg/L	100		90 - 110	

The results in this report apply to the samples analyzed in accordance with the chain of custody document. This analytical report must be reproduced in its entirety.

All results listed in this report are for the exclusive use of the submitting party. BC Laboratories, Inc. assumes no responsibility for report alteration, separation, detachment or third party interpretation.



Arcadis
2000 Powell Street 7th Floor
Emeryville, CA 94608

Reported: 04/22/2014 16:52
Project: 7124
Project Number: 351638
Project Manager: Kathy Brandt

Water Analysis (General Chemistry)

Quality Control Report - Precision & Accuracy

Constituent	Type	Source Sample ID	Source Result	Result	Spike Added	Units	RPD	Control Limits		Lab Quals
								Percent Recovery	Percent Recovery	
QC Batch ID: BXD0764		Used client sample: N								
Total Alkalinity as CaCO3	DUP	1407872-09	265.47	265.78		mg/L	0.1		10	
QC Batch ID: BXD0794		Used client sample: N								
Non-Volatile Organic Carbon	DUP	1407836-01	0.88300	0.89600		mg/L	1.5		10	
	MS	1407836-01	0.88300	5.8000	5.0251	mg/L		97.8		80 - 120
	MSD	1407836-01	0.88300	5.8643	5.0251	mg/L	1.1	99.1	10	80 - 120
QC Batch ID: BXD0802		Used client sample: N								
Total Sulfide	DUP	1407422-04	ND	ND		mg/L			10	
	MS	1407422-04	ND	0.42597	0.50000	mg/L		85.2		80 - 120
	MSD	1407422-04	ND	0.42767	0.50000	mg/L	0.4	85.5	10	80 - 120
QC Batch ID: BXD0822		Used client sample: N								
Nitrite as NO2	DUP	1407806-01	ND	ND		mg/L			10	
	MS	1407806-01	ND	1.7032	1.7289	mg/L		98.5		90 - 110
	MSD	1407806-01	ND	1.6842	1.7289	mg/L	1.1	97.4	10	90 - 110
QC Batch ID: BXD0824		Used client sample: Y - Description: MW-1-W-140408, 04/08/2014 06:00								
Iron (II) Species	DUP	1407871-02	57.286	ND		ug/L			10	
QC Batch ID: BXD0828		Used client sample: N								
Total Alkalinity as CaCO3	DUP	1407860-06	149.70	151.52		mg/L	1.2		10	
QC Batch ID: BXD0842		Used client sample: N								
Nitrate as NO3	DUP	1407872-11	ND	ND		mg/L			10	
	MS	1407872-11	ND	21.723	22.358	mg/L		97.2		80 - 120
	MSD	1407872-11	ND	22.487	22.358	mg/L	3.5	101	10	80 - 120
Sulfate	DUP	1407872-11	19.933	19.834		mg/L	0.5		10	
	MS	1407872-11	19.933	122.75	101.01	mg/L		102		80 - 120
	MSD	1407872-11	19.933	124.83	101.01	mg/L	1.7	104	10	80 - 120

The results in this report apply to the samples analyzed in accordance with the chain of custody document. This analytical report must be reproduced in its entirety.

All results listed in this report are for the exclusive use of the submitting party. BC Laboratories, Inc. assumes no responsibility for report alteration, separation, detachment or third party interpretation.



Arcadis
2000 Powell Street 7th Floor
Emeryville, CA 94608

Reported: 04/22/2014 16:52
Project: 7124
Project Number: 351638
Project Manager: Kathy Brandt

Metals Analysis

Quality Control Report - Method Blank Analysis

Constituent	QC Sample ID	MB Result	Units	PQL	MDL	Lab Quals
QC Batch ID: BXD0903						
Dissolved Iron	BXD0903-BLK1	ND	ug/L	50		
QC Batch ID: BXD0946						
Total Manganese	BXD0946-BLK1	ND	ug/L	10		

The results in this report apply to the samples analyzed in accordance with the chain of custody document. This analytical report must be reproduced in its entirety.

All results listed in this report are for the exclusive use of the submitting party. BC Laboratories, Inc. assumes no responsibility for report alteration, separation, detachment or third party interpretation.



Arcadis
2000 Powell Street 7th Floor
Emeryville, CA 94608

Reported: 04/22/2014 16:52
Project: 7124
Project Number: 351638
Project Manager: Kathy Brandt

Metals Analysis

Quality Control Report - Laboratory Control Sample

Constituent	QC Sample ID	Type	Result	Spike Level	Units	Percent Recovery	RPD	Control Limits		Lab
								Percent Recovery	RPD	
QC Batch ID: BXD0903										
Dissolved Iron	BXD0903-BS1	LCS	1081.4	1000.0	ug/L	108		85	115	
QC Batch ID: BXD0946										
Total Manganese	BXD0946-BS1	LCS	514.99	500.00	ug/L	103		85	115	

The results in this report apply to the samples analyzed in accordance with the chain of custody document. This analytical report must be reproduced in its entirety.

All results listed in this report are for the exclusive use of the submitting party. BC Laboratories, Inc. assumes no responsibility for report alteration, separation, detachment or third party interpretation.



Arcadis
2000 Powell Street 7th Floor
Emeryville, CA 94608

Reported: 04/22/2014 16:52
Project: 7124
Project Number: 351638
Project Manager: Kathy Brandt

Metals Analysis

Quality Control Report - Precision & Accuracy

Constituent	Type	Source Sample ID	Source Result	Result	Spike Added	Units	RPD	Control Limits		Lab Quals
								Percent Recovery	Percent Recovery	
QC Batch ID: BXD0903		Used client sample: N								
Dissolved Iron	DUP	1408010-01	328.55	317.23		ug/L	3.5		20	
	MS	1408010-01	328.55	1377.7	1020.4	ug/L		103		75 - 125
	MSD	1408010-01	328.55	1366.7	1020.4	ug/L	0.8	102	20	75 - 125
QC Batch ID: BXD0946		Used client sample: N								
Total Manganese	DUP	1407733-10	294.16	290.91		ug/L	1.1		20	
	MS	1407733-10	294.16	883.25	500.00	ug/L		118		75 - 125
	MSD	1407733-10	294.16	750.66	500.00	ug/L	16.2	91.3	20	75 - 125

The results in this report apply to the samples analyzed in accordance with the chain of custody document. This analytical report must be reproduced in its entirety.

All results listed in this report are for the exclusive use of the submitting party. BC Laboratories, Inc. assumes no responsibility for report alteration, separation, detachment or third party interpretation.



Arcadis
2000 Powell Street 7th Floor
Emeryville, CA 94608

Reported: 04/22/2014 16:52
Project: 7124
Project Number: 351638
Project Manager: Kathy Brandt

Notes And Definitions

- MDL Method Detection Limit
- ND Analyte Not Detected at or above the reporting limit
- PQL Practical Quantitation Limit
- RPD Relative Percent Difference
- A01 PQL's and MDL's are raised due to sample dilution.

The results in this report apply to the samples analyzed in accordance with the chain of custody document. This analytical report must be reproduced in its entirety.

All results listed in this report are for the exclusive use of the submitting party. BC Laboratories, Inc. assumes no responsibility for report alteration, separation, detachment or third party interpretation.