

Environmental Management
Company
6001 Bollinger Canyon Rd, L4050
P.O. Box 6012
San Ramon, CA 94583-2324
Tel 925-842-1589
Fax 925-842-8370

Karen Streich
Project Manager

RO 2438

November 20, 2003

ChevronTexaco

Alameda County Health Care Services
1131 Harbor Bay Parkway, Suite 250
Alameda, CA 94502-6577

Alameda County

NOV 25 2003

Environmental Health

Re: Chevron Service Station # 9-2029

Address: 890 West MacArthur Blvd., Oakland, CA

I have reviewed the attached routine groundwater monitoring report dated November 5, 2003.

I agree with the conclusions and recommendations presented in the referenced report. The information in this report is accurate to the best of my knowledge and all local Agency/Regional Board guidelines have been followed. This report was prepared by Gettler-Ryan, Inc., upon whose assistance and advice I have relied.

This letter is submitted pursuant to the requirements of California Water Code Section 13267(b)(1) and the regulating implementation entitled Appendix A pertaining thereto.

I declare under penalty of perjury that the foregoing is true and correct.

Sincerely,



Karen Streich
Project Manager

Enclosure: Report



GETTLER-RYAN INC.

TRANSMITTAL

November 5, 2003
G-R #386911

Alameda County

NOV 25 2003

TO: Mr. Robert Foss
Cambria Environmental Technology, Inc.
5900 Hollis Street, Suite A
Emeryville, CA 94608

CC: Ms. Karen Streich
Chevron Products Company
P.O. Box 6004
San Ramon, California 94583

FROM: Deanna L. Harding
Project Coordinator
Gettler-Ryan Inc.
6747 Sierra Court, Suite J
Dublin, California 94568

RE: **Chevron Service Station**
#9-2029
890 West MacArthur Blvd.
Oakland, California

WE HAVE ENCLOSED THE FOLLOWING:

COPIES	DATED	DESCRIPTION
1	November 5, 2003	Groundwater Monitoring and Sampling Report Third Quarter - Event of September 30, 2003

COMMENTS:

This report is being sent for your review. Please provide any comments/changes and propose any groundwater monitoring modifications for the next event prior to **November 19, 2003**, at which time the final report will be distributed to the following:

cc: Mr. Don Hwang, Alameda County Health Care Services, Dept. of Environmental Health, 1153 Harbor Bay Parkway, Suite 250, Alameda, CA 94502-6577

Enclosures

trans/9-2029-ks



GETTLER - RYAN INC.

November 5, 2003
G-R Job #386911

Ms. Karen Streich
Chevron Products Company
P.O. Box 6004
San Ramon, CA 94583

RE: Third Quarter Event of September 30, 2003
Groundwater Monitoring & Sampling Report
Chevron Service Station #9-2029
890 West MacArthur Boulevard
Oakland, California

Dear Ms. Streich:

This report documents the most recent groundwater monitoring and sampling event performed by Gettler-Ryan Inc. (G-R) at the referenced site. All field work was conducted in accordance with G-R Standard Operating Procedure - Groundwater Sampling (attached).

Static groundwater levels were measured and the wells were checked for the presence of separate-phase hydrocarbons. Static water level data, groundwater elevations, and separate-phase hydrocarbon thickness (if any) are presented in the attached Table 1. A Potentiometric Map is included as Figure 1.

Groundwater samples were collected from the monitoring wells and submitted to a state certified laboratory for analyses. The field data sheets for this event are attached. Analytical results are presented in the table(s) listed below. The chain of custody document and laboratory analytical report are also attached.

Please call if you have any questions or comments regarding this report. Thank you.

Sincerely,

Deanna L. Harding
Project Coordinator

Hagop Kevork
P.E. No. C55734


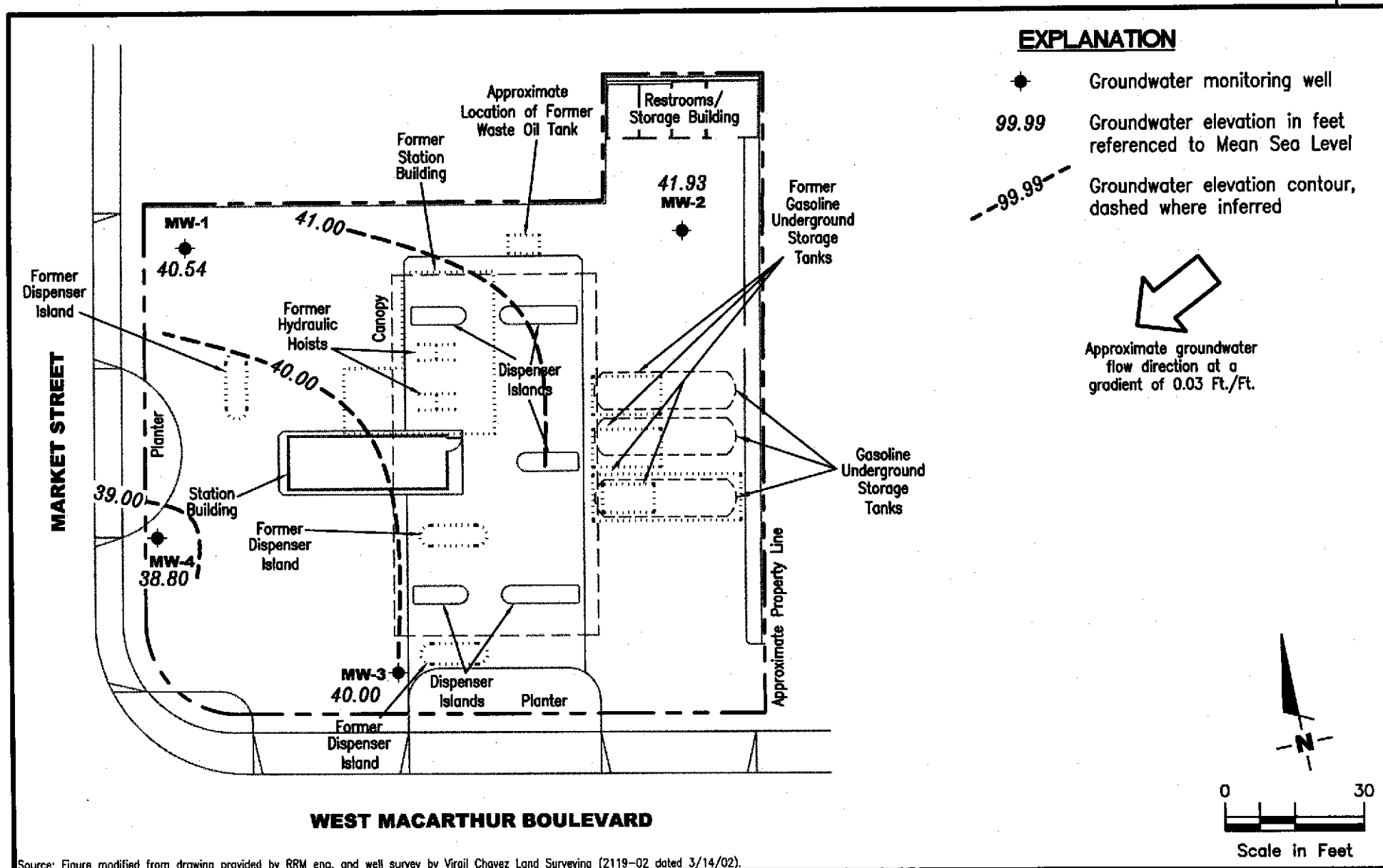


Figure 1: Potentiometric Map
Table 1: Groundwater Monitoring Data and Analytical Results
Table 2: Groundwater Analytical Results - Oxygenate Compounds
Attachments: Standard Operating Procedure - Groundwater Sampling
Field Data Sheets
Chain of Custody Document and Laboratory Analytical Reports



Source: Figure modified from drawing provided by RRM eng. and well survey by Virgil Chavez Land Surveying (2119-02 dated 3/14/02).

GETTLER - RYAN INC.
 6747 Sierra Ct., Suite J
 Dublin, CA 94568 (925) 551-7555

POTENTIOMETRIC MAP
 Chevron Service Station #9-2029
 890 West MacArthur Boulevard
 Oakland, California

FIGURE
1

PROJECT NUMBER
386911

REVIEWED BY

DATE
 September 30, 2003

REVISED DATE

Table 1
Groundwater Monitoring Data and Analytical Results
Chevron Service Station #9-2029
890 West MacArthur Blvd.
Oakland, California

WELL ID/ TOC* (ft.)	DATE	DTW (ft.)	GWE (msl)	TPH-G (ppb)	B (ppb)	T (ppb)	E (ppb)	X (ppb)	MTBE (ppb)
MW-1									
50.71	03/12/02 ¹	6.50	44.21	<50	<0.50	<0.50	<0.50	<1.5	<2.5/<2 ²
	06/07/02	8.69	42.02	<50	<0.50	<0.50	<0.50	<1.5	<2.5/<2 ²
	09/13/02	9.28	41.43	<50	<0.50	<0.50	<0.50	<1.5	<2.5/<2 ²
	12/13/02	8.48	42.23	<50	<0.50	<0.50	<0.50	<1.5	<2.5/<2 ²
	03/01/03	7.34	43.37	<50	<0.50	<0.50	<0.50	<1.5	<2.5/<0.5 ²
	06/27/03 ³	9.29	41.42	<50	<0.5	0.6	<0.5	<0.5	<0.5
	09/30/03³	10.17	40.54	<50	<0.5	0.6	<0.5	<0.5	<0.5
MW-2									
52.57	03/12/02 ¹	6.09	46.48	<50	<0.50	<0.50	<0.50	<1.5	<2.5/3 ²
	06/07/02	8.65	43.92	<50	<0.50	<0.50	<0.50	<1.5	<2.5/<2 ²
	09/13/02	9.58	42.99	<50	<0.50	<0.50	<0.50	<1.5	<2.5/<2 ²
	12/13/02	8.50	44.07	<50	<0.50	<0.50	<0.50	<1.5	<2.5/<2 ²
	03/01/03	7.00	45.57	<50	<0.50	<0.50	<0.50	<1.5	<2.5/<0.5 ²
	06/27/03 ³	9.59	42.98	<50	<0.5	<0.5	<0.5	<0.5	<0.5
	09/30/03³	10.64	41.93	<50	<0.5	<0.5	<0.5	<0.5	0.7
MW-3									
50.31	03/12/02 ¹	6.50	43.81	12,000	600	8.5	1,100	370	700/650 ²
	06/07/02	7.74	42.57	14,000	630	8.8	1,200	160	520/490 ²
	09/13/02	9.73	40.58	3,000	270	3.2	200	11	600/640 ²
	12/13/02	8.60	41.71	24,000	1,100	14	2,400	220	650/540 ²
	03/01/03	6.75	43.56	16,000	500	9.0	1,200	130	460/330 ²
	06/27/03 ³	9.25	41.06	9,500	390	6	450	30	470
	09/30/03³	10.31	40.00	2,000	110	1	100	3	710
MW-4									
49.93	03/12/02 ¹	5.34	44.59	9,700	360	5.3	1,100	150	170/170 ²
	06/07/02	8.52	41.41	7,300	170	2.7	280	21	200/120 ²
	09/13/02	9.86	40.07	5,800	92	4.5	80	14	190/160 ²

Table 1
Groundwater Monitoring Data and Analytical Results
Chevron Service Station #9-2029
890 West MacArthur Blvd.
Oakland, California

WELL ID/ TOC*(ft.)	DATE	DTW (ft.)	GWE (msl)	TPH-G (ppb)	B (ppb)	T (ppb)	E (ppb)	X (ppb)	MTBE (ppb)
MW-4	12/13/02	9.42	40.51	10,000	250	2.2	330	19	170/200 ²
(cont)	03/01/03	7.33	42.60	12,000	300	4.6	900	110	160/100 ²
	06/27/03 ³	9.62	40.31	7,500	110	2	200	58	130
	09/30/03 ³	11.13	38.80	3,600	18	<1	16	7	520
TRIP BLANK									
QA	03/12/02	--	--	<50	<0.50	<0.50	<0.50	<1.5	<2.5
	06/07/02	--	--	<50	<0.50	<0.50	<0.50	<1.5	<2.5
	09/13/02	--	--	<50	<0.50	<0.50	<0.50	<1.5	<2.5
	12/13/02	--	--	<50	<0.50	<0.50	<0.50	<1.5	<2.5
	03/01/03	--	--	<50	<0.50	<0.50	<0.50	<1.5	<2.5
	06/27/03 ³	--	--	<50	<0.5	<0.5	<0.5	<0.5	<0.5
	09/30/03 ³	--	--	<50	<0.5	<0.5	<0.5	<0.5	<0.5

Table 1
Groundwater Monitoring Data and Analytical Results
Chevron Service Station #9-2029
890 West MacArthur Blvd.
Oakland, California

EXPLANATIONS:

TOC = Top of Casing
(ft.) = Feet

DTW = Depth to Water

GWE = Groundwater Elevation

(msl) = Mean sea level

TPH-G = Total Petroleum Hydrocarbons as Gasoline

B = Benzene

T = Toluene

E = Ethylbenzene

X = Xylenes

MTBE = Methyl tertiary butyl ether

(ppb) = Parts per billion

-- = Not Measured/Not Analyzed

QA = Quality Assurance/Trip Blank

* TOC elevations were surveyed on March 14, 2002, by Virgil Chavez Land Surveying. The benchmark for this survey was a USGS bronze disk located near the north end of the curb return at the Northwest corner of 38th Street and Broadway, (Benchmark Elevation = 85.41 feet, NGVD29).

¹ Well development performed.

² MTBE by EPA method 8260.

³ BTEX and MTBE by EPA Method 8260.

Table 2
Groundwater Analytical Results - Oxygenate Compounds
Chevron Service Station #9-2029
890 West MacArthur Blvd.
Oakland, California

WELL ID	DATE	ETHANOL (ppb)	TBA (ppb)	MTBE (ppb)	DIPE (ppb)	ETBE (ppb)	TAME (ppb)	1,2-DCA (ppb)	EDB (ppb)
MW-1	03/12/02	--	<100	<2	<2	<2	<2	<2	<2
	06/07/02	--	<100	<2	<2	<2	<2	<2	<2
	09/13/02	--	<100	<2	<2	<2	<2	<2	<2
	12/13/02	--	<100	<2	<2	<2	<2	<2	<2
	03/01/03	--	<5	<0.5	<0.5	<0.5	<0.5	<0.5	<0.5
	06/27/03	--	<5	<0.5	<0.5	<0.5	<0.5	<0.5	<0.5
	09/30/03	<50	<5	<0.5	<0.5	<0.5	<0.5	<0.5	<0.5
MW-2	03/12/02	--	<100	3	<2	<2	<2	<2	<2
	06/07/02	--	<100	<2	<2	<2	<2	<2	<2
	09/13/02	--	<100	<2	<2	<2	<2	<2	<2
	12/13/02	--	<100	<2	<2	<2	<2	<2	<2
	03/01/03	--	<5	<0.5	<0.5	<0.5	<0.5	<0.5	<0.5
	06/27/03	--	<5	<0.5	<0.5	<0.5	<0.5	<0.5	<0.5
	09/30/03	<50	<5	0.7	<0.5	<0.5	<0.5	<0.5	<0.5
MW-3	03/12/02	--	<100	650	<2	<2	18	<2	<2
	06/07/02	--	230	490	<5.0	<5.0	11	<5.0	<5.0
	09/13/02	--	170	640	<2	<2	8	<2	<2
	12/13/02	--	240	540	<2	<2	29	31	<2
	03/01/03	--	160	330	<0.5	<0.5	10	<0.5	<0.5
	06/27/03	--	200	470	<0.5	<0.5	11	<0.5	<0.5
	09/30/03	<50	120	710	<0.5	<0.5	6	0.7	<0.5
MW-4	03/12/02	--	<100	170	<2	<2	13	<2	<2
	06/07/02	--	<100	120	<2	<2	14	<2	<2
	09/13/02	--	<100	160	<2	<2	14	<2	<2
	12/13/02	--	<100	200	<2	<2	17	<2	<2

Table 2
Groundwater Analytical Results - Oxygenate Compounds
Chevron Service Station #9-2029
890 West MacArthur Blvd.
Oakland, California

WELL ID	DATE	ETHANOL (ppb)	TBA (ppb)	MTBE (ppb)	DIPE (ppb)	ETBE (ppb)	TAME (ppb)	1,2-DCA (ppb)	EDB (ppb)
MW-4	03/01/03	--	19	100	<0.5	<0.5	8	<0.5	<0.5
(cont)	06/27/03	--	22	130	<0.5	<0.5	11	<0.5	<0.5
	09/30/03	<100	<10	520	<1	<1	9	<1	<1

Table 2
Groundwater Analytical Results - Oxygenate Compounds
Chevron Service Station #9-2029
890 West MacArthur Blvd.
Oakland, California

EXPLANATIONS:

TBA = tertiary-Butyl alcohol
MTBE = Methyl tertiary butyl ether
DIPE = Di-isopropyl ether
ETBE = Ethyl tertiary butyl ether
TAME = tertiary-Amyl methyl ether
1,2-DCA = 1,2-Dichloroethane
EDB = 1,2-Dibromoethane
(ppb) = Parts per billion
-- = Not Analyzed

ANALYTICAL METHOD:

EPA Method 8260 for Oxygenate Compounds

STANDARD OPERATING PROCEDURE - GROUNDWATER SAMPLING

Gettler-Ryan Inc. field personnel adhere to the following procedures for the collection and handling of groundwater samples prior to analysis by the analytical laboratory. Prior to sample collection, the type of analysis to be performed is determined. Loss prevention of volatile compounds is controlled and sample preservation for subsequent analysis is maintained.

Prior to sampling, the presence or absence of free-phase hydrocarbons is determined using an interface probe. Product thickness, if present, is measured to the nearest 0.01 foot and is noted in the field notes. In addition, all depth to water level measurements are collected with a static water level indicator and are also recorded in the field notes, prior to purging and sampling any wells.

After water levels are collected and prior to sampling, if purging is to occur, each well is purged a minimum of three well casing volumes of water using pre-cleaned pumps (stack, suction, Grundfos), or disposable bailers. Temperature, pH and electrical conductivity are measured a minimum of three times during the purging. Purging continues until these parameters stabilize.

Groundwater samples are collected using disposable bailers. The water samples are transferred from the bailer into appropriate containers. Pre-preserved containers, supplied by analytical laboratories, are used when possible. When pre-preserved containers are not available, the laboratory is instructed to preserve the sample as appropriate. Duplicate samples are collected for the laboratory to use in maintaining quality assurance/quality control standards. The samples are labeled to include the job number, sample identification, collection date and time, analysis, preservation (if any), and the sample collector's initials. The water samples are placed in a cooler, maintained at 4°C for transport to the laboratory. Once collected in the field, all samples are maintained under chain of custody until delivered to the laboratory.

The chain of custody document includes the job number, type of preservation, if any, analysis requested, sample identification, date and time collected, and the sample collector's name. The chain of custody is signed and dated (including time of transfer) by each person who receives or surrenders the samples, beginning with the field personnel and ending with the laboratory personnel.

A laboratory supplied trip blank accompanies each sampling set. For sampling sets greater than 20 samples, 5% trip blanks are included. The trip blank is analyzed for some or all of the same compounds as the groundwater samples.

As requested by Chevron Products Company, the purge water and decontamination water generated during sampling activities is transported by IWM to McKittrick Waste Management located in McKittrick, California.



GETTLER-RYAN INC.

WELL MONITORING/SAMPLING FIELD DATA SHEET

Client/Facility #: ChevronTexaco #9-2029 Job Number: 386911
 Site Address: 890 West Macarthur Blvd. Event Date: 9.30.03 (inclusive)
 City: Oakland, CA Sampler: Tony C.

Well ID: MW-1 Date Monitored: 9.30.03 Well Condition: O.K.
 Well Diameter: 2 in.
 Total Depth: 24.82 ft.
 Depth to Water: 10.17 ft.
14.65 xVF .17 = 2.49 x3 (case volume) = Estimated Purge Volume: 7 1/2 gal.

Volume	3/4"= 0.02	1"= 0.04	2"= 0.17	3"= 0.38
Factor (VF)	4"= 0.66	5"= 1.02	6"= 1.50	12"= 5.80

Purge Equipment:
 Disposable Bailer
 Stainless Steel Bailer _____
 Stack Pump _____
 Suction Pump _____
 Grundfos _____
 Other: _____

Sampling Equipment:
 Disposable Bailer
 Pressure Bailer _____
 Discrete Bailer _____
 Other: _____

Time Started: _____ (2400 hrs)
 Time Bailed: _____ (2400 hrs)
 Depth to Product: _____ ft
 Depth to Water: _____ ft
 Hydrocarbon Thickness: 0 ft
 Visual Confirmation/Description: _____
 Skimmer / Absorbent Sock (circle one)
 Amt Removed from Skimmer: _____ gal
 Amt Removed from Well: _____ gal
 Product Transferred to: _____

Start Time (purge): 1450 Weather Conditions: SUNNY
 Sample Time/Date: 1510 / 9.30.03 Water Color: LG. BROWN Odor: NO
 Purging Flow Rate: _____ gpm. Sediment Description: _____
 Did well de-water? NO If yes, Time: _____ Volume: _____ gal.

Time (2400 hr.)	Volume (gal.)	pH	Conductivity (umhos/cm)	Temperature (°F)	D.O. (mg/L)	ORP (mV)
<u>1454</u>	<u>2 1/2</u>	<u>6.91</u>	<u>370</u>	<u>20.4</u>		
<u>1458</u>	<u>5.0</u>	<u>6.86</u>	<u>364</u>	<u>19.9</u>		
<u>1502</u>	<u>7 1/2</u>	<u>6.84</u>	<u>362</u>	<u>19.9</u>		

LABORATORY INFORMATION

SAMPLE ID	(#) CONTAINER	REFRIG.	PRESERV. TYPE	LABORATORY	ANALYSES
<u>MW-1</u>	<u>6</u> x vov vial	<u>YES</u>	<u>HCL</u>	<u>LANCASTER</u>	<u>TPH-G(8015)/BTEX+MTBE(8260)/ 7 OXYS(8260)</u>

COMMENTS: _____

Add/Replaced Lock: _____ Add/Replaced Plug: _____ Size: _____



GETTLER - RYAN INC.

WELL MONITORING/SAMPLING FIELD DATA SHEET

Client/Facility #: ChevronTexaco #9-2029 Job Number: 386911
 Site Address: 890 West Macarthur Blvd. Event Date: 9.30.03 (inclusive)
 City: Oakland, CA Sampler: TONY C.

Well ID: MW-2 Date Monitored: 9.30.03 Well Condition: O.K.
 Well Diameter: 2 in.
 Total Depth: 24.70 ft.
 Depth to Water: 10.64 ft.
14.06 xVF .17 = 2.39 x3 (case volume) = Estimated Purge Volume: 7 gal.

Volume	3/4"= 0.02	1"= 0.04	2"= 0.17	3"= 0.38
Factor (VF)	4"= 0.66	5"= 1.02	6"= 1.50	12"= 5.80

Purge Equipment:
 Disposable Bailer
 Stainless Steel Bailer _____
 Stack Pump _____
 Suction Pump _____
 Grundfos _____
 Other: _____

Sampling Equipment:
 Disposable Bailer
 Pressure Bailer _____
 Discrete Bailer _____
 Other: _____

Time Started: _____ (2400 hrs)
 Time Bailed: _____ (2400 hrs)
 Depth to Product: _____ ft
 Depth to Water: _____ ft
 Hydrocarbon Thickness: 0 ft
 Visual Confirmation/Description: _____
 Skimmer / Absorbant Sock (circle one)
 Amt Removed from Skimmer: _____ gal
 Amt Removed from Well: _____ gal
 Product Transferred to: _____

Start Time (purge): 1315 Weather Conditions: SUNNY
 Sample Time/Date: 1332 / 9.30.03 Water Color: BROWN Odor: NO
 Purging Flow Rate: _____ gpm. Sediment Description: Silty
 Did well de-water? NO If yes, Time: _____ Volume: _____ gal.

Time (2400 hr.)	Volume (gal.)	pH	Conductivity (umhos/cm)	Temperature (°F)	D.O. (mg/L)	ORP (mV)
<u>1318</u>	<u>2.2</u>	<u>6.59</u>	<u>476</u>	<u>21.5</u>	_____	_____
<u>1322</u>	<u>5.0</u>	<u>6.67</u>	<u>457</u>	<u>20.9</u>	_____	_____
<u>1326</u>	<u>7.0</u>	<u>6.73</u>	<u>452</u>	<u>20.7</u>	_____	_____
_____	_____	_____	_____	_____	_____	_____

LABORATORY INFORMATION

SAMPLE ID	(#) CONTAINER	REFRIG.	PRESERV. TYPE	LABORATORY	ANALYSES
<u>MW-2</u>	<u>6</u> x voa vial	<u>YES</u>	<u>HCL</u>	<u>LANCASTER</u>	<u>TPH-G(8015)/BTEX+MTBE(8260)/ 7 OXYS(8260)</u>
_____	_____	_____	_____	_____	_____
_____	_____	_____	_____	_____	_____

COMMENTS: _____

Add/Replaced Lock: _____ Add/Replaced Plug: _____ Size: _____



GETTLER-RYAN INC.

WELL MONITORING/SAMPLING FIELD DATA SHEET

Client/Facility #: ChevronTexaco #9-2029 Job Number: 386911
 Site Address: 890 West Macarthur Blvd. Event Date: 9.30.03 (inclusive)
 City: Oakland, CA Sampler: TONY C.

Well ID: MW-3 Date Monitored: 9.30.03 Well Condition: O.K.

Well Diameter: 2 in.
 Total Depth: 24.60 ft.
 Depth to Water: 10.31 ft.
14.29 xVF .17 = 2.42 x3 (case volume) = Estimated Purge Volume: 7 1/2 gal.

Volume	3/4"= 0.02	1"= 0.04	2"= 0.17	3"= 0.38
Factor (VF)	4"= 0.66	5"= 1.02	6"= 1.50	12"= 5.80

Purge Equipment:
 Disposable Bailer
 Stainless Steel Bailer _____
 Stack Pump _____
 Suction Pump _____
 Grundfos _____
 Other: _____

Sampling Equipment:
 Disposable Bailer
 Pressure Bailer _____
 Discrete Bailer _____
 Other: _____

Time Started: _____ (2400 hrs)
 Time Bailed: _____ (2400 hrs)
 Depth to Product: _____ ft
 Depth to Water: _____ ft
 Hydrocarbon Thickness: 0 ft
 Visual Confirmation/Description: _____
 Skimmer / Absorbant Sock (circle one)
 Amt Removed from Skimmer: _____ gal
 Amt Removed from Well: _____ gal
 Product Transferred to: _____

Start Time (purge): 1342 Weather Conditions: SUNNY
 Sample Time/Date: 1400 / 9.30.03 Water Color: CLOUDY Odor: YES
 Purging Flow Rate: _____ gpm. Sediment Description: SHEEN
 Did well de-water? NO If yes, Time: _____ Volume: _____ gal.

Time (2400 hr.)	Volume (gal.)	pH	Conductivity (u mhos/cm)	Temperature (°F)	D.O. (mg/L)	ORP (mV)
<u>1345</u>	<u>2 1/2</u>	<u>6.63</u>	<u>631</u>	<u>22.3</u>	_____	_____
<u>1349</u>	<u>5.0</u>	<u>6.68</u>	<u>729</u>	<u>21.8</u>	_____	_____
<u>1353</u>	<u>7 1/2</u>	<u>6.70</u>	<u>723</u>	<u>21.6</u>	_____	_____
_____	_____	_____	_____	_____	_____	_____

LABORATORY INFORMATION

SAMPLE ID	(#) CONTAINER	REFRIG.	PRESERV. TYPE	LABORATORY	ANALYSES
<u>MW-3</u>	<u>6</u> x vva vial	<u>YES</u>	<u>HCL</u>	<u>LANCASTER</u>	<u>TPH-G(8015)/BTEX+MTBE(8260)/ 7 OXYS(8260)</u>
_____	_____	_____	_____	_____	_____
_____	_____	_____	_____	_____	_____

COMMENTS: _____

Add/Replaced Lock: _____ Add/Replaced Plug: _____ Size: _____



GETTLER-RYAN INC.

WELL MONITORING/SAMPLING FIELD DATA SHEET

Client/Facility #: ChevronTexaco #9-2029 Job Number: 386911
 Site Address: 890 West Macarthur Blvd. Event Date: 9.30.03 (inclusive)
 City: Oakland, CA Sampler: TONY C.

Well ID: MW-4 Date Monitored: 9.30.03 Well Condition: O.K.

Well Diameter: 2 in.

Total Depth: 24.65 ft.

Depth to Water: 11.13 ft.

Volume	3/4" = 0.02	1" = 0.04	2" = 0.17	3" = 0.38
Factor (VF)	4" = 0.66	5" = 1.02	6" = 1.50	12" = 5.80

13.52 xVF .17 = 2.29 x3 (case volume) = Estimated Purge Volume: 7 gal.

Purge Equipment:

Disposable Bailer
 Stainless Steel Bailer _____
 Stack Pump _____
 Suction Pump _____
 Grundfos _____
 Other: _____

Sampling Equipment:

Disposable Bailer
 Pressure Bailer _____
 Discrete Bailer _____
 Other: _____

Time Started:	_____ (2400 hrs)
Time Bailed:	_____ (2400 hrs)
Depth to Product:	<u>11.11</u> ft
Depth to Water:	<u>11.13</u> ft
Hydrocarbon Thickness:	<u>0.02</u> ft
Visual Confirmation/Description:	<u>THIN, BROWN, GAS ODOR</u>
Skimmer / Absorbant Sock (circle one)	_____
Amt Removed from Skimmer:	_____ gal
Amt Removed from Well:	_____ gal
Product Transferred to:	_____

Start Time (purge): 1418 Weather Conditions: SUNNY
 Sample Time/Date: 1430 / 9.30.03 Water Color: CLOUDY Odor: YES
 Purging Flow Rate: _____ gpm. Sediment Description: SHEEN - PRODUCT FILM
 Did well de-water? NO If yes, Time: _____ Volume: _____ gal.

Time (2400 hr.)	Volume (gal.)	pH	Conductivity (u mhos/cm)	Temperature (°F)	D.O. (mg/L)	ORP (mV)
<u>1422</u>	<u>2 1/2</u>	<u>6.80</u>	<u>591</u>	<u>22.2</u>	_____	_____
<u>1426</u>	<u>5.0</u>	<u>6.70</u>	<u>578</u>	<u>21.3</u>	_____	_____
<u>1430</u>	<u>7.0</u>	<u>6.72</u>	<u>576</u>	<u>21.2</u>	_____	_____
_____	_____	_____	_____	_____	_____	_____
_____	_____	_____	_____	_____	_____	_____

LABORATORY INFORMATION

SAMPLE ID	(#) CONTAINER	REFRIG.	PRESERV. TYPE	LABORATORY	ANALYSES
<u>MW-4</u>	<u>6</u> x vva vial	<u>YES</u>	<u>HCL</u>	<u>LANCASTER</u>	<u>TPH-G(8015)/BTEX+MTBE(8260)/ 7 OXYS(8260)</u>
_____	_____	_____	_____	_____	_____
_____	_____	_____	_____	_____	_____
_____	_____	_____	_____	_____	_____

COMMENTS:

Add/Replaced Lock: _____

Add/Replaced Plug: _____ Size: _____

Chevron California Region Analysis Request/Chain of Custody



100103-010

For Lancaster Laboratories use only
 Acct. #: 10904 Sample #: 4135033-37 SCR#: 869205

Facility #: SS#9-2029 G-R#386911 Global ID#
 Site Address: 890 WEST MACARTHUR BLVD., OAKLAND, CA
 Chevron PM: KS Lead Consultant: CAMBRIA
 Consultant/Office: G-R, Inc., 6747 Sierra Court, Suite J, Dublin, Ca. 94568
 Consultant Prj. Mgr.: Deanna L. Harding (deanna@grinc.com)
 Consultant Phone #: 925-551-7555 Fax #: 925-551-7899
 Sampler: Tony Camarda
 Service Order #: _____ Non SAR: _____

Matrix		Analyses Requested									
		Preservation Codes									
Soil	Water	Oil	Air	Total Number of Containers	H	H		H			
					<input type="checkbox"/> Potable <input type="checkbox"/> NPDES					<input checked="" type="checkbox"/> 8021	<input checked="" type="checkbox"/> 8260

Preservative Codes
 H = HCl T = Thiosulfate
 N = HNO₃ B = NaOH
 S = H₂SO₄ O = Other

J value reporting needed
 Must meet lowest detection limits possible for 8260 compounds

8021 MTBE Confirmation
 Confirm highest hit by 8260
 Confirm all hits by 8260
 Run ___ oxy s on highest hit
 Run ___ oxy s on all hits

Sample Identification	Date Collected	Time Collected	Grab	Composite	Soil	Water	Oil	Air	Total Number of Containers	BTEX + MTBE 8260	TPH 8015 MOD GRO	TPH 8015 MOD DRO	8260 full scan	Oxygenates 8260	Lead 7420	7421
QA	9-30-03		X			X			2	X	X					
MW-1		1510	X			X			6	X	X			X		
MW-2		1332	X			X			6	X	X			X		
MW-3		1400	X			X			6	X	X			X		
MW-4		1436	X			X			6	X	X			X		

Comments / Remarks

Turnaround Time Requested (TAT) (please circle)

STD. TAT 72 hour 48 hour
 24 hour 4 day 5 day

Data Package Options (please circle if required)

QC Summary Type I — Full
 Type VI (Raw Data) Coelt Deliverable not needed
 WIP (RWQCB)
 Disk

Relinquished by: <u>[Signature]</u>	Date: _____	Time: _____	Received by: <u>[Signature]</u>	Date: <u>10/1/03</u>	Time: <u>1115</u>
Relinquished by: <u>[Signature]</u>	Date: <u>10/1/03</u>	Time: <u>1235</u>	Received by: <u>[Signature]</u>	Date: <u>10/1/03</u>	Time: <u>1235</u>
Relinquished by: <u>[Signature]</u>	Date: <u>10/1/03</u>	Time: <u>1400</u>	Received by: <u>Airborne</u>	Date: <u>10/1/03</u>	Time: _____
Relinquished by Commercial Carrier: <u>Airborne</u>	UPS FedEx Other: <u>Airborne</u>	Temperature Upon Receipt: <u>4</u> °C	Received by: <u>[Signature]</u>	Date: <u>10/1/03</u>	Time: <u>0920</u>
Custody Seals Intact? <u>Yes</u> No					

ANALYTICAL RESULTS

Prepared for:

ChevronTexaco
6001 Bollinger Canyon Rd L4310
San Ramon CA 94583

925-842-8582

Prepared by:

Lancaster Laboratories
2425 New Holland Pike
Lancaster, PA 17605-2425

SAMPLE GROUP

The sample group for this submittal is 869205. Samples arrived at the laboratory on Thursday, October 02, 2003. The PO# for this group is 99011184 and the release number is STREICH.

<u>Client Description</u>			<u>Lancaster Labs Number</u>
QA-T-030930	NA	Water	4135033
MW-1-W-030930	Grab	Water	4135034
MW-2-W-030930	Grab	Water	4135035
MW-3-W-030930	Grab	Water	4135036
MW-4-W-030930	Grab	Water	4135037


ELECTRONIC Gettler-Ryan
COPY TO
1 COPY TO Cambria C/O Gettler- Ryan

Attn: Cheryl Hansen

Attn: Deanna L. Harding

Questions? Contact your Client Services Representative
Terésa L. Cunningham at (717) 656-2300.

Respectfully Submitted,



Victoria M. Martel
Chemist

Lancaster Laboratories Sample No. WW 4135033

 QA-T-030930 NA Water
 Facility# 92029 Job# 386911 GRD
 890 W Macarthur-Oakland NA QA
 Collected: 09/30/2003 00:00

Account Number: 10904

 Submitted: 10/02/2003 09:20
 Reported: 10/10/2003 at 01:51
 Discard: 11/10/2003

 ChevronTexaco
 6001 Bollinger Canyon Rd L4310
 San Ramon CA 94583

WMOQA

CAT No.	Analysis Name	CAS Number	As Received Result	As Received Method Detection Limit	Units	Dilution Factor
01728	TPH-GRO - Waters	n.a.	N.D.	50.	ug/l	1
The reported concentration of TPH-GRO does not include MTBE or other gasoline constituents eluting prior to the C6 (n-hexane) TPH-GRO range start time. A site-specific MSD sample was not submitted for the project. A LCS/LCSD was performed to demonstrate precision and accuracy at a batch level.						
06054	BTEX+MTBE by 8260B					
02010	Methyl Tertiary Butyl Ether	1634-04-4	N.D.	0.5	ug/l	1
05401	Benzene	71-43-2	N.D.	0.5	ug/l	1
05407	Toluene	108-88-3	N.D.	0.5	ug/l	1
05415	Ethylbenzene	100-41-4	N.D.	0.5	ug/l	1
06310	Xylene (Total)	1330-20-7	N.D.	0.5	ug/l	1

State of California Lab Certification No. 2116

Laboratory Chronicle

CAT No.	Analysis Name	Method	Trial#	Analysis Date and Time	Analyst	Dilution Factor
01728	TPH-GRO - Waters	N. CA LUFT Gasoline Method	1	10/06/2003 16:09	Martha L Seidel	1
06054	BTEX+MTBE by 8260B	SW-846 8260B	1	10/05/2003 01:04	Elizabeth M Taylor	1
01146	GC VOA Water Prep	SW-846 5030B	1	10/06/2003 16:09	Martha L Seidel	n.a.
01163	GC/MS VOA Water Prep	SW-846 5030B	1	10/05/2003 01:04	Elizabeth M Taylor	n.a.

Lancaster Laboratories Sample No. **WW 4135034**

 MW-1-W-030930 **Grab Water**
 Facility# 92029 Job# 386911 **GRD**
 890 W Macarthur-Oakland **NA MW-1**
 Collected: 09/30/2003 15:10 by TC

Account Number: 10904

 Submitted: 10/02/2003 09:20
 Reported: 10/10/2003 at 01:52
 Discard: 11/10/2003

 ChevronTexaco
 6001 Bollinger Canyon Rd L4310
 San Ramon CA 94583

WMO01

CAT No.	Analysis Name	CAS Number	As Received Result	As Received Method Detection Limit	Units	Dilution Factor
01728	TPH-GRO - Waters	n.a.	N.D.	50.	ug/l	1
The reported concentration of TPH-GRO does not include MTBE or other gasoline constituents eluting prior to the C6 (n-hexane) TPH-GRO range start time. A site-specific MSD sample was not submitted for the project. A LCS/LCSD was performed to demonstrate precision and accuracy at a batch level.						
01594	BTEX+5 Oxygenates+EDC+EDB+ETOH					
01587	Ethanol	64-17-5	N.D.	50.	ug/l	1
02010	Methyl Tertiary Butyl Ether	1634-04-4	N.D.	0.5	ug/l	1
02011	di-Isopropyl ether	108-20-3	N.D.	0.5	ug/l	1
02013	Ethyl t-butyl ether	637-92-3	N.D.	0.5	ug/l	1
02014	t-Amyl methyl ether	994-05-8	N.D.	0.5	ug/l	1
02015	t-Butyl alcohol	75-65-0	N.D.	5.	ug/l	1
05401	Benzene	71-43-2	N.D.	0.5	ug/l	1
05402	1,2-Dichloroethane	107-06-2	N.D.	0.5	ug/l	1
05407	Toluene	108-88-3	0.6	0.5	ug/l	1
05412	1,2-Dibromoethane	106-93-4	N.D.	0.5	ug/l	1
05415	Ethylbenzene	100-41-4	N.D.	0.5	ug/l	1
06310	Xylene (Total)	1330-20-7	N.D.	0.5	ug/l	1

State of California Lab Certification No. 2116

Laboratory Chronicle

CAT No.	Analysis Name	Method	Analysis		Analyst	Dilution Factor
			Trial#	Date and Time		
01728	TPH-GRO - Waters	N. CA LUFT Gasoline Method	1	10/04/2003 00:54	Martha L Seidel	1
01594	BTEX+5 Oxygenates+EDC+EDB+ETOH	SW-846 8260B	1	10/07/2003 18:21	Trent S Sprenkle	1
01146	GC VOA Water Prep	SW-846 5030B	1	10/04/2003 00:54	Martha L Seidel	n.a.
01163	GC/MS VOA Water Prep	SW-846 5030B	1	10/07/2003 18:21	Trent S Sprenkle	n.a.

Lancaster Laboratories Sample No. **WW 4135035**

 MW-2-W-030930 Grab Water
 Facility# 92029 Job# 386911 GRD
 890 W Macarthur-Oakland NA MW-2
 Collected: 09/30/2003 13:32 by TC

Account Number: 10904

 Submitted: 10/02/2003 09:20
 Reported: 10/10/2003 at 01:52
 Discard: 11/10/2003

 ChevronTexaco
 6001 Bollinger Canyon Rd L4310
 San Ramon CA 94583

WMO02

CAT No.	Analysis Name	CAS Number	As Received Result	As Received Method Detection Limit	Units	Dilution Factor
01728	TPH-GRO - Waters	n.a.	N.D.	50.	ug/l	1
The reported concentration of TPH-GRO does not include MTBE or other gasoline constituents eluting prior to the C6 (n-hexane) TPH-GRO range start time. A site-specific MSD sample was not submitted for the project. A LCS/LCSD was performed to demonstrate precision and accuracy at a batch level.						
01594	BTEX+5 Oxygenates+EDC+EDB+ETOH					
01587	Ethanol	64-17-5	N.D.	50.	ug/l	1
02010	Methyl Tertiary Butyl Ether	1634-04-4	0.7	0.5	ug/l	1
02011	di-Isopropyl ether	108-20-3	N.D.	0.5	ug/l	1
02013	Ethyl t-butyl ether	637-92-3	N.D.	0.5	ug/l	1
02014	t-Amyl methyl ether	994-05-8	N.D.	0.5	ug/l	1
02015	t-Butyl alcohol	75-65-0	N.D.	5.	ug/l	1
05401	Benzene	71-43-2	N.D.	0.5	ug/l	1
05402	1,2-Dichloroethane	107-06-2	N.D.	0.5	ug/l	1
05407	Toluene	108-88-3	N.D.	0.5	ug/l	1
05412	1,2-Dibromoethane	106-93-4	N.D.	0.5	ug/l	1
05415	Ethylbenzene	100-41-4	N.D.	0.5	ug/l	1
06310	Xylene (Total)	1330-20-7	N.D.	0.5	ug/l	1

State of California Lab Certification No. 2116

Laboratory Chronicle

CAT No.	Analysis Name	Method	Analysis		Analyst	Dilution Factor
			Trial#	Date and Time		
01728	TPH-GRO - Waters	N. CA LUFT Gasoline Method	1	10/04/2003 01:27	Martha L Seidel	1
01594	BTEX+5 Oxygenates+EDC+EDB+ETOH	SW-846 8260B	1	10/07/2003 18:47	Trent S Sprenkle	1
01146	GC VOA Water Prep	SW-846 5030B	1	10/04/2003 01:27	Martha L Seidel	n.a.
01163	GC/MS VOA Water Prep	SW-846 5030B	1	10/07/2003 18:47	Trent S Sprenkle	n.a.

Lancaster Laboratories Sample No. WW 4135036
MW-3-W-030930 **Grab** **Water**
Facility# 92029 **Job# 386911** **GRD**
890 W Macarthur-Oakland NA **MW-3**
Collected: 09/30/2003 14:00 **by TC**
Account Number: 10904
Submitted: 10/02/2003 09:20
Reported: 10/10/2003 at 01:52
Discard: 11/10/2003
ChevronTexaco
6001 Bollinger Canyon Rd L4310
San Ramon CA 94583

WMO03

CAT No.	Analysis Name	CAS Number	As Received Result	As Received Method Detection Limit	Units	Dilution Factor
01728	TPH-GRO - Waters	n.a.	2,000.	50.	ug/l	1
The reported concentration of TPH-GRO does not include MTBE or other gasoline constituents eluting prior to the C6 (n-hexane) TPH-GRO range start time. A site-specific MSD sample was not submitted for the project. A LCS/LCSD was performed to demonstrate precision and accuracy at a batch level.						
01594	BTEX+5 Oxygenates+EDC+EDB+ETOH					
01587	Ethanol	64-17-5	N.D.	50.	ug/l	1
02010	Methyl Tertiary Butyl Ether	1634-04-4	710.	5.	ug/l	10
02011	di-Isopropyl ether	108-20-3	N.D.	0.5	ug/l	1
02013	Ethyl t-butyl ether	637-92-3	N.D.	0.5	ug/l	1
02014	t-Amyl methyl ether	994-05-8	6.	0.5	ug/l	1
02015	t-Butyl alcohol	75-65-0	120.	5.	ug/l	1
05401	Benzene	71-43-2	110.	0.5	ug/l	1
05402	1,2-Dichloroethane	107-06-2	0.7	0.5	ug/l	1
05407	Toluene	108-88-3	1.	0.5	ug/l	1
05412	1,2-Dibromoethane	106-93-4	N.D.	0.5	ug/l	1
05415	Ethylbenzene	100-41-4	100.	0.5	ug/l	1
06310	Xylene (Total)	1330-20-7	3.	0.5	ug/l	1

State of California Lab Certification No. 2116

Laboratory Chronicle

CAT No.	Analysis Name	Method	Trial#	Analysis Date and Time	Analyst	Dilution Factor
01728	TPH-GRO - Waters	N. CA LUFT Gasoline Method	1	10/07/2003 18:16	Linda C Pape	1
01594	BTEX+5 Oxygenates+EDC+EDB+ETOH	SW-846 8260B	1	10/07/2003 19:14	Trent S Sprenkle	1
01594	BTEX+5 Oxygenates+EDC+EDB+ETOH	SW-846 8260B	1	10/07/2003 19:40	Trent S Sprenkle	10
01146	GC VOA Water Prep	SW-846 5030B	1	10/07/2003 18:16	Linda C Pape	n.a.
01163	GC/MS VOA Water Prep	SW-846 5030B	1	10/07/2003 19:14	Trent S Sprenkle	n.a.

Lancaster Laboratories Sample No. WW 4135037

 MW-4-W-030930 Grab Water GRD
 Facility# 92029 Job# 386911
 890 W Macarthur-Oakland NA MW-4
 Collected: 09/30/2003 14:36 by TC

Account Number: 10904

 Submitted: 10/02/2003 09:20
 Reported: 10/10/2003 at 01:52
 Discard: 11/10/2003

 ChevronTexaco
 6001 Bollinger Canyon Rd L4310
 San Ramon CA 94583

WMO04

CAT No.	Analysis Name	CAS Number	As Received Result	As Received Method Detection Limit	Units	Dilution Factor
01728	TPH-GRO - Waters	n.a.	3,600.	250.	ug/l	5
The reported concentration of TPH-GRO does not include MTBE or other gasoline constituents eluting prior to the C6 (n-hexane) TPH-GRO range start time. A site-specific MSD sample was not submitted for the project. A LCS/LCSD was performed to demonstrate precision and accuracy at a batch level.						
01594	BTEX+5 Oxygenates+EDC+EDB+ETOH					
01587	Ethanol	64-17-5	N.D.	100.	ug/l	2
02010	Methyl Tertiary Butyl Ether	1634-04-4	520.	10.	ug/l	20
02011	di-Isopropyl ether	108-20-3	N.D.	1.	ug/l	2
02013	Ethyl t-butyl ether	637-92-3	N.D.	1.	ug/l	2
02014	t-Amyl methyl ether	994-05-8	9.	1.	ug/l	2
02015	t-Butyl alcohol	75-65-0	N.D.	10.	ug/l	2
05401	Benzene	71-43-2	18.	1.	ug/l	2
05402	1,2-Dichloroethane	107-06-2	N.D.	1.	ug/l	2
05407	Toluene	108-88-3	N.D.	1.	ug/l	2
05412	1,2-Dibromoethane	106-93-4	N.D.	1.	ug/l	2
05415	Ethylbenzene	100-41-4	16.	1.	ug/l	2
06310	Xylene (Total)	1330-20-7	7.	1.	ug/l	2
Due to the level of methyl tertiary butyl ether, the reporting limits for all GC/MS volatile compounds were raised.						

State of California Lab Certification No. 2116

Laboratory Chronicle

CAT No.	Analysis Name	Method	Trial#	Analysis		Analyst	Dilution Factor
				Date and Time			
01728	TPH-GRO - Waters	N. CA LUFT Gasoline Method	1	10/07/2003 18:48		Linda C Pape	5
01594	BTEX+5 Oxygenates+EDC+EDB+ETOH	SW-846 8260B	1	10/07/2003 20:06		Trent S Sprenkle	2
01594	BTEX+5 Oxygenates+EDC+EDB+ETOH	SW-846 8260B	1	10/07/2003 20:33		Trent S Sprenkle	20
01146	GC VOA Water Prep	SW-846 5030B	1	10/07/2003 18:48		Linda C Pape	n.a.
01163	GC/MS VOA Water Prep	SW-846 5030B	1	10/07/2003 20:06		Trent S Sprenkle	n.a.

Quality Control Summary

Client Name: ChevronTexaco

Group Number: 869205

Reported: 10/10/03 at 01:52 AM

Laboratory Compliance Quality Control

Analysis Name	Blank Result	Blank MDL	Report Units	LCS %REC	LCS D %REC	LCS/LCS D Limits	RPD	RPD Max
Batch number: 03276A55A TPH-GRO - Waters	N.D.	50.	Sample number(s): 4135034-4135035 ug/l	106	109	70-130	3	30
Batch number: 03279A56A TPH-GRO - Waters	N.D.	50.	Sample number(s): 4135033 ug/l	96	98	70-130	2	30
Batch number: 03280A55A TPH-GRO - Waters	N.D.	50.	Sample number(s): 4135036-4135037 ug/l	104	105	70-130	1	30
Batch number: P032771AA Methyl Tertiary Butyl Ether	N.D.	0.5	Sample number(s): 4135033 ug/l	84		77-127		
Benzene	N.D.	0.5	ug/l	91		85-117		
Toluene	N.D.	0.5	ug/l	89		85-115		
Ethylbenzene	N.D.	0.5	ug/l	90		82-119		
Xylene (Total)	N.D.	0.5	ug/l	90		84-120		
Batch number: P032801AA Ethanol	N.D.	50.	Sample number(s): 4135034-4135037 ug/l	89		46-145		
Methyl Tertiary Butyl Ether	N.D.	0.5	ug/l	98		77-127		
di-Isopropyl ether	N.D.	0.5	ug/l	97		74-125		
Ethyl t-butyl ether	N.D.	0.5	ug/l	98		74-120		
t-Amyl methyl ether	N.D.	0.5	ug/l	98		79-113		
t-Butyl alcohol	N.D.	5.	ug/l	91		53-147		
Benzene	N.D.	0.5	ug/l	98		85-117		
1,2-Dichloroethane	N.D.	0.5	ug/l	97		77-132		
Toluene	N.D.	0.5	ug/l	98		85-115		
1,2-Dibromoethane	N.D.	0.5	ug/l	94		81-114		
Ethylbenzene	N.D.	0.5	ug/l	98		82-119		
Xylene (Total)	N.D.	0.5	ug/l	99		84-120		

Sample Matrix Quality Control

Analysis Name	MS %REC	MSD %REC	MS/MSD Limits	RPD	BKG MAX	DUP CONC	DUP RPD	Dup RPD Max
Batch number: 03276A55A TPH-GRO - Waters	119		Sample number(s): 4135034-4135035 63-154					
Batch number: 03279A56A TPH-GRO - Waters	116		Sample number(s): 4135033 63-154					
Batch number: 03280A55A TPH-GRO - Waters	111		Sample number(s): 4135036-4135037 63-154					
Batch number: P032771AA Methyl Tertiary Butyl Ether	87	87	Sample number(s): 4135033 69-134	1	30			
Benzene	94	96	83-128	1	30			
Toluene	93	92	83-127	0	30			
Ethylbenzene	94	94	82-129	0	30			
Xylene (Total)	94	93	82-130	1	30			
Batch number: P032801AA Ethanol	97	89	Sample number(s): 4135034-4135037 38-149	8	30			

*- Outside of specification

- (1) The result for one or both determinations was less than five times the LOQ.
- (2) The background result was more than four times the spike added.

Quality Control Summary

 Client Name: ChevronTexaco
 Reported: 10/10/03 at 01:52 AM

Group Number: 869205

Sample Matrix Quality Control

Analysis Name	MS	MSD	MS/MSD	RPD	BKG	DUP	DUP	Dup RPD Max
	%REC	%REC	Limits	RPD	MAX	Conc	RPD	Max
Methyl Tertiary Butyl Ether	100	98	69-134	2	30			
di-Isopropyl ether	100	99	75-130	0	30			
Ethyl t-butyl ether	100	101	78-119	0	30			
t-Amyl methyl ether	98	98	77-117	1	30			
t-Butyl alcohol	100	107	44-150	6	30			
Benzene	106	105	83-128	1	30			
1,2-Dichloroethane	101	98	73-136	2	30			
Toluene	105	102	83-127	3	30			
1,2-Dibromoethane	99	95	78-120	4	30			
Ethylbenzene	106	103	82-129	2	30			
Xylene (Total)	105	103	82-130	2	30			

Surrogate Quality Control

 Analysis Name: TPH-GRO - Waters
 Batch number: 03276A55A
 Trifluorotoluene-F

4135034	94
4135035	95
Blank	96
LCS	104
LCSD	109
MS	105

Limits: 57-146

 Analysis Name: TPH-GRO - Waters
 Batch number: 03279A56A
 Trifluorotoluene-F

4135033	104
Blank	95
LCS	108
LCSD	106
MS	106

Limits: 57-146

 Analysis Name: TPH-GRO - Waters
 Batch number: 03280A55A
 Trifluorotoluene-F

4135036	117
4135037	110
Blank	95
LCS	101
LCSD	100
MS	98

Limits: 57-146

*- Outside of specification

- (1) The result for one or both determinations was less than five times the LOQ.
- (2) The background result was more than four times the spike added.

Quality Control Summary

 Client Name: ChevronTexaco
 Reported: 10/10/03 at 01:52 AM

Group Number: 869205

Surrogate Quality Control

 Analysis Name: BTEX+MTBE by 8260B
 Batch number: P032771AA

	Dibromofluoromethane	1,2-Dichloroethane-d4	Toluene-d8	4-Bromofluorobenzene
4135033	99	85	99	99
Blank	98	92	100	97
LCS	100	90	98	99
MS	100	93	99	99
MSD	100	93	99	99
Limits:	81-120	82-112	85-112	83-113

 Analysis Name: BTEX+5 Oxygenates+EDC+EDB+ETOH
 Batch number: P032801AA

	Dibromofluoromethane	1,2-Dichloroethane-d4	Toluene-d8	4-Bromofluorobenzene
4135034	99	94	97	99
4135035	98	94	98	99
4135036	97	91	98	101
4135037	99	95	97	101
Blank	98	96	99	99
LCS	98	94	99	101
MS	97	93	100	100
MSD	98	95	98	99
Limits:	81-120	82-112	85-112	83-113

*- Outside of specification

- (1) The result for one or both determinations was less than five times the LOQ.
- (2) The background result was more than four times the spike added.

Explanation of Symbols and Abbreviations

The following defines common symbols and abbreviations used in reporting technical data:

N.D.	none detected	BMQL	Below Minimum Quantitation Level
TNTC	Too Numerous To Count	MPN	Most Probable Number
IU	International Units	CP Units	cobalt-chloroplatinate units
umhos/cm	micromhos/cm	NTU	nephelometric turbidity units
C	degrees Celsius	F	degrees Fahrenheit
meq	milliequivalents	lb.	pound(s)
g	gram(s)	kg	kilogram(s)
ug	microgram(s)	mg	milligram(s)
ml	milliliter(s)	l	liter(s)
m3	cubic meter(s)	ul	microliter(s)
<	less than - The number following the sign is the <u>limit of quantitation</u> , the smallest amount of analyte which can be reliably determined using this specific test.		
>	greater than		
J	estimated value - The result falls within the Method Detection Limit (MDL) and Limit of Quantitation (LOQ).		
ppm	parts per million - One ppm is equivalent to one milligram per kilogram (mg/kg), or one gram per million grams. For aqueous liquids, ppm is usually taken to be equivalent to milligrams per liter (mg/l), because one liter of water has a weight very close to a kilogram. For gases or vapors, one ppm is equivalent to one microliter of gas per liter of gas.		
ppb	parts per billion		
Dry weight basis	Results printed under this heading have been adjusted for moisture content. This increases the analyte weight concentration to approximate the value present in a similar sample without moisture. All other results are reported on an as-received basis.		

U.S. EPA CLP Data Qualifiers:

Organic Qualifiers		Inorganic Qualifiers	
A	TIC is a possible aldol-condensation product	B	Value is <CRDL, but ≥IDL
B	Analyte was also detected in the blank	E	Estimated due to interference
C	Pesticide result confirmed by GC/MS	M	Duplicate injection precision not met
D	Compound quantitated on a diluted sample	N	Spike sample not within control limits
E	Concentration exceeds the calibration range of the instrument	S	Method of standard additions (MSA) used for calculation
N	Presumptive evidence of a compound (TICs only)	U	Compound was not detected
P	Concentration difference between primary and confirmation columns >25%	W	Post digestion spike out of control limits
U	Compound was not detected	*	Duplicate analysis not within control limits
X,Y,Z	Defined in case narrative	+	Correlation coefficient for MSA <0.995

Analytical test results for methods listed on the laboratories' accreditation scope meet all requirements of NELAC unless otherwise noted under the individual analysis.

Measurement uncertainty values, as applicable, are available upon request.

Tests results relate only to the sample tested. Clients should be aware that a critical step in a chemical or microbiological analysis is the collection of the sample. Unless the sample analyzed is truly representative of the bulk of material involved, the test results will be meaningless. If you have questions regarding the proper techniques of collecting samples, please contact us. We cannot be held responsible for sample integrity, however, unless sampling has been performed by a member of our staff. This report shall not be reproduced except in full, without the written approval of the laboratory.

WARRANTY AND LIMITS OF LIABILITY - In accepting analytical work, we warrant the accuracy of test results for the sample as submitted. THE FOREGOING EXPRESS WARRANTY IS EXCLUSIVE AND IS GIVEN IN LIEU OF ALL OTHER WARRANTIES, EXPRESSED OR IMPLIED. WE DISCLAIM ANY OTHER WARRANTIES, EXPRESSED OR IMPLIED, INCLUDING A WARRANTY OF FITNESS FOR PARTICULAR PURPOSE AND WARRANTY OF MERCHANTABILITY. IN NO EVENT SHALL LANCASTER LABORATORIES BE LIABLE FOR INDIRECT, SPECIAL, CONSEQUENTIAL, OR INCIDENTAL DAMAGES INCLUDING, BUT NOT LIMITED TO, DAMAGES FOR LOSS OF PROFIT OR GOODWILL REGARDLESS OF (A) THE NEGLIGENCE (EITHER SOLE OR CONCURRENT) OF LANCASTER LABORATORIES AND (B) WHETHER LANCASTER LABORATORIES HAS BEEN INFORMED OF THE POSSIBILITY OF SUCH DAMAGES. We accept no legal responsibility for the purposes for which the client uses the test results. No purchase order or other order for work shall be accepted by Lancaster Laboratories which includes any conditions that vary from the Standard Terms and Conditions of Lancaster Laboratories and we hereby object to any conflicting terms contained in any acceptance or order submitted by client.