



GETTLER-RYAN INC.

RECEIVED

2:09 pm, Dec 11, 2007

Alameda County
Environmental Health

TRANSMITTAL

December 7, 2007

G-R #386895

TO: Ms. Charlotte Evans
Conestoga-Rovers & Associates
5900 Hollis Street, Suite A
Emeryville, CA 94608

CC: Mr. Satya Sinha
Chevron Environmental
Management Company
P.O. Box 6012, Room K2256
San Ramon, California 94583

FROM: Deanna L. Harding
Project Coordinator
Gettler-Ryan Inc.
6747 Sierra Court, Suite J
Dublin, California 94568

RE: **Chevron Service Station
#9-3600
2200 Telegraph Avenue
Oakland, California
RO 0002435**

WE HAVE ENCLOSED THE FOLLOWING:

COPIES	DATED	DESCRIPTION
1	December 5, 2007	Groundwater Monitoring and Sampling Report Fourth Quarter Event of October 22, 2007 and Monitoring Event of November 26, 2007

COMMENTS:

Pursuant to your request, we are providing you with a copy of the above referenced report for **your use and distribution to the following (via PDF):**

Mr. Barney Chan, Alameda County Health Care Services, Dept. of Environmental Health, 1131 Harbor Bay Parkway, Suite 250, Alameda, CA 94502-6577 **(Distributed by Cambria via PDF)**

Enclosures



Satya P. Sinha
Project Manager
Retail and Terminal
Business Unit

**Chevron Environmental
Management Company**
6001 Bollinger Canyon Road,
Room K2256
San Ramon, CA 94583
Tel (925) 842-9876
Fax (925) 842-8370
satyasinha@chevron.com

December 7, 2007

Alameda County Health Care Services
1131 Harbor Bay Parkway, Suite 250
Alameda, CA 94502-6577

RE: Chevron Service Station # 9-3600

Address 2200 Telegraph Ave., Oakland, California


I have reviewed the attached routine groundwater monitoring report dated December 7, 2007.

I agree with the conclusions and recommendations presented in the referenced report. The information in this report is accurate to the best of my knowledge and all local Agency/Regional Board guidelines have been followed. This report was prepared by Gettler-Ryan, Inc., upon whose assistance and advice I have relied.

This letter is submitted pursuant to the requirements of California Water Code Section 13267(b) (1) and the regulating implementation entitled Appendix A pertaining thereto.

I declare under penalty of perjury that the foregoing is true and correct.

Sincerely,


Satya P. Sinha

Attachment: Report



GETTLER - RYAN INC.



December 5, 2007
G-R Job #386895

Mr. Satya Sinha
Chevron Environmental Management Company
P.O. Box 6012, Room K2256
San Ramon, CA 94583

**RE: Fourth Quarter Event of October 22, 2007
Monitoring Event of November 26, 2007**
Groundwater Monitoring & Sampling Report
Chevron Service Station #9-3600
2200 Telegraph Avenue
Oakland, California

Dear Mr. Sinha:

This report documents the most recent groundwater monitoring and sampling event performed by Gettler-Ryan Inc. (G-R) at the referenced site. All field work was conducted in accordance with G-R Standard Operating Procedure - Groundwater Sampling (attached).

Static groundwater levels were measured and the wells were checked for the presence of separate-phase hydrocarbons. Static water level data, groundwater elevations, and separate-phase hydrocarbon thickness (if any) are presented in the attached Table 1. A Potentiometric Map is included as Figure 1.


Groundwater samples were collected from the monitoring wells and submitted to a state certified laboratory for analyses. The field data sheets for this event are attached. Analytical results are presented in the table(s) listed below. The chain of custody document and laboratory analytical report are also attached.

Please call if you have any questions or comments regarding this report. Thank you.

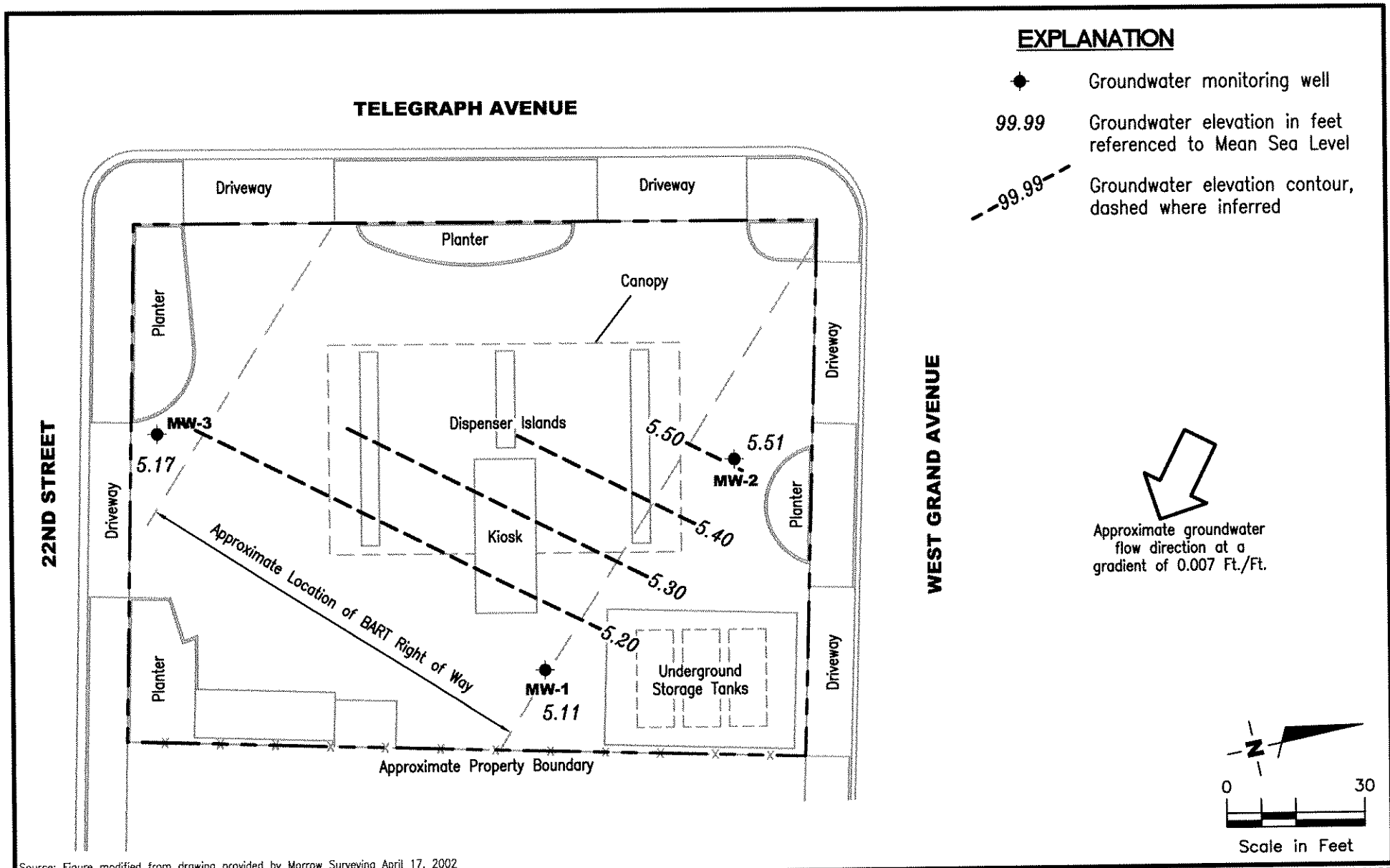
Sincerely,

Deanna L. Harding
Project Coordinator

Douglas J. Lee
Senior Geologist, P.G. No. 6882



- Figure 1: Potentiometric Map ~ November 26, 2007
- Table 1: Groundwater Monitoring Data and Analytical Results
- Table 2: Groundwater Analytical Results - Oxygenate Compounds
- Attachments: Standard Operating Procedure - Groundwater Sampling
Field Data Sheets
Chain of Custody Document and Laboratory Analytical Reports



POTENTIOMETRIC MAP
 Chevron Service Station #9-3600
 2200 Telegraph Avenue
 Oakland, California

FIGURE
1

GETTLER - RYAN INC.
 6747 Sierra Court, Suite J
 Dublin, CA 94568 (925) 551-7555

PROJECT NUMBER 386895	REVIEWED BY	DATE November 26, 2007	REVISED DATE
---------------------------------	-------------	---------------------------	--------------

Table 1
Groundwater Monitoring Data and Analytical Results
Chevron Service Station #9-3600
2200 Telegraph Avenue
Oakland, California

WELL ID/ DATE	TOC* (ft.)	DTW (ft.)	GWE (ft.)	TPH-G (ppb)	B (ppb)	T (ppb)	E (ppb)	X (ppb)	MTBE (ppb)
MW-1									
04/05/02 ¹	17.07	11.68	5.39	2,000	5.0	<1.0	14	8.4	310/370 ²
07/01/02	17.07	12.01	5.06	2,000	8.9	<1.0	97	31	370/420 ²
10/08/02	17.07	12.20	4.87	1,400	9.2	<10	75	20	440/360 ²
01/11/03	17.07	11.13	5.94	1,600	7.1	0.51	53	13	280/270 ²
04/01/03	17.07	11.53	5.54	1,800	5.2	0.6	25	9.1	210/210 ²
07/01/03 ³	17.07	11.95	5.12	2,000	4	<0.5	31	12	170
10/02/03 ³	17.07	12.25	4.82	480	<5	<5	<5	<5	9,800
01/05/04 ³	17.07	11.05	6.02	1,700	3	<0.5	27	4	140
04/05/04 ³	17.07	11.63	5.44	1,500	2	<0.5	21	0.6	120
07/01/04 ³	17.07	12.08	4.99	1,500	1	<0.5	3	<0.5	130
10/05/04 ³	17.07	12.21	4.86	1,400	<0.5	<0.5	1	0.5	130
01/04/05 ³	17.07	11.15	5.92	1,500	<0.5	<0.5	<0.5	<0.5	<0.5
04/14/05 ³	17.07	11.20	5.87	2,100	<0.5	<0.5	4	0.5	61
07/08/05 ³	17.07	11.38	5.69	1,800	<0.5	<0.5	0.8	<0.5	71
10/27/05 ³	17.07	12.24	4.83	800	<0.5	<0.5	<0.5	<0.5	76
01/12/06 ³	17.07	11.10	5.97	1,600	<0.5	<0.5	4	<0.5	47
04/13/06 ³	17.07	10.81	6.26	1,500	<0.5	<0.5	1	<0.5	36
07/13/06 ³	17.07	11.18	5.89	990	<0.5	<0.5	<0.5	<0.5	44
10/16/06 ³	17.07	12.18	4.89	780	<0.5	<0.5	<0.5	<0.5	59
01/20/07 ³	17.07	11.91	5.16	890	<0.5	<0.5	<0.5	<0.5	47
04/11/07 ³	17.07	11.87	5.20	1,900	<0.5	<0.5	4	<0.5	39
07/27/07 ³	17.07	11.91	5.16	1,500	<0.5	<0.5	0.6	<0.5	56
10/22/07³	17.07	--⁴	--	610	<0.5	<0.5	<0.5	<0.5	65
11/26/07	17.07	11.96	5.11	--	--	--	--	--	--
MW-2									
04/05/02 ¹	16.82	11.17	5.65	<50	<0.50	<0.50	<0.50	<1.5	<2.5/<2 ²
07/01/02	16.82	11.36	5.46	<50	<0.50	0.57	0.52	<1.5	<2.5/<2 ²
10/08/02	16.82	11.57	5.25	<100	<2.0	<2.0	<2.0	<5.0	<10/<2 ²
01/11/03	16.82	10.94	5.88	<50	<0.50	<0.50	<0.50	<1.5	<2.5/<2 ²
04/01/03	16.82	11.03	5.79	<50	<0.5	<0.5	<0.5	<1.5	<2.5/<0.5 ²
07/01/03 ³	16.82	11.30	5.52	<50	<0.5	<0.5	<0.5	<0.5	<0.5
10/02/03 ³	16.82	11.63	5.19	<50	<0.5	<0.5	<0.5	<0.5	<0.5

Table 1
Groundwater Monitoring Data and Analytical Results
Chevron Service Station #9-3600
2200 Telegraph Avenue
Oakland, California

WELL ID/ DATE	TOC* (ft.)	DTW (ft.)	GWE (ft.)	TPH-G (ppb)	B (ppb)	T (ppb)	E (ppb)	X (ppb)	MTBE (ppb)
MW-2 (cont)									
01/05/04 ³	16.82	10.82	6.00	<50	<0.5	<0.5	<0.5	<0.5	<0.5
04/05/04 ³	16.82	11.21	5.61	<50	<0.5	<0.5	<0.5	<0.5	<0.5
07/01/04 ³	16.82	11.46	5.36	<50	<0.5	<0.5	<0.5	<0.5	<0.5
10/05/04 ³	16.82	11.57	5.25	<50	<0.5	<0.5	<0.5	<0.5	<0.5
01/04/05 ³	16.82	10.87	5.95	<50	0.5	<0.5	8	0.9	87
04/14/05 ³	16.82	10.72	6.10	<50	<0.5	<0.5	<0.5	<0.5	<0.5
07/08/05 ³	16.82	11.16	5.66	<50	<0.5	<0.5	<0.5	<0.5	<0.5
10/27/05 ³	16.82	11.59	5.23	<50	<0.5	<0.5	<0.5	<0.5	<0.5
01/12/06 ³	16.82	10.68	6.14	<50	<0.5	<0.5	<0.5	<0.5	<0.5
04/13/06 ³	16.82	10.37	6.45	<50	<0.5	<0.5	<0.5	<0.5	<0.5
07/13/06 ³	16.82	10.68	6.14	<50	<0.5	<0.5	<0.5	<0.5	<0.5
10/16/06 ³	16.82	11.48	5.34	<50	<0.5	<0.5	<0.5	<0.5	<0.5
01/20/07 ³	16.82	11.27	5.55	<50	<0.5	<0.5	<0.5	<0.5	<0.5
04/11/07 ³	16.82	11.20	5.62	<50	<0.5	<0.5	<0.5	<0.5	<0.5
07/27/07 ³	16.82	11.27	5.55	<50	<0.5	<0.5	<0.5	<0.5	<0.5
10/22/07 ³	16.82	-- ⁴	--	<50	<0.5	<0.5	<0.5	<0.5	<0.5
11/26/07	16.82	11.31	5.51	--	--	--	--	--	--
MW-3									
04/05/02 ¹	16.52	11.29	5.23	<50	<0.50	0.59	<0.50	<1.5	<2.5/<2 ²
07/01/02	16.52	11.55	4.97	<50	<0.50	0.60	<0.50	<1.5	<2.5/<2 ²
10/08/02	16.52	11.62	4.90	<100	<2.0	<2.0	<2.0	<5.0	<10/<2 ²
01/11/03	16.52	11.09	5.43	<50	<0.50	<0.50	<0.50	<1.5	<2.5/<2 ²
04/01/03	16.52	11.25	5.27	<50	<0.5	<0.5	<0.5	<1.5	<2.5/<0.5 ²
07/01/03 ³	16.52	11.42	5.10	<50	<0.5	<0.5	<0.5	<0.5	2
10/02/03 ³	16.52	11.74	4.78	<50	<0.5	<0.5	<0.5	<0.5	<0.5
01/05/04 ³	16.52	11.06	5.46	<50	<0.5	<0.5	<0.5	<0.5	<0.5
04/05/04 ³	16.52	11.40	5.12	<50	<0.5	<0.5	<0.5	<0.5	0.6
07/01/04 ³	16.52	11.58	4.94	<50	<0.5	<0.5	<0.5	<0.5	0.8
10/05/04 ³	16.52	11.60	4.92	<50	<0.5	<0.5	<0.5	<0.5	<0.5
01/04/05 ³	16.52	10.95	5.57	<50	<0.5	<0.5	<0.5	<0.5	<0.5
04/14/05 ³	16.52	11.10	5.42	<50	<0.5	<0.5	<0.5	<0.5	<0.5
07/08/05 ³	16.52	11.29	5.23	<50	<0.5	<0.5	<0.5	<0.5	<0.5

Table 1
Groundwater Monitoring Data and Analytical Results
Chevron Service Station #9-3600
2200 Telegraph Avenue
Oakland, California

WELL ID/ DATE	TOC* (ft.)	DTW (ft.)	GWE (ft.)	TPH-G (ppb)	B (ppb)	T (ppb)	E (ppb)	X (ppb)	MTBE (ppb)
MW-3 (cont)									
10/27/05 ³	16.52	11.68	4.84	<50	<0.5	<0.5	<0.5	<0.5	<0.5
01/12/06 ³	16.52	10.83	5.69	<50	<0.5	<0.5	<0.5	<0.5	<0.5
04/13/06 ³	16.52	10.65	5.87	<50	<0.5	<0.5	<0.5	<0.5	<0.5
07/13/06 ³	16.52	11.03	5.49	<50	<0.5	<0.5	<0.5	<0.5	<0.5
10/16/06 ³	16.52	11.46	5.06	<50	<0.5	<0.5	<0.5	<0.5	<0.5
01/20/07 ³	16.52	11.39	5.13	<50	<0.5	<0.5	<0.5	<0.5	<0.5
04/11/07 ³	16.52	11.27	5.25	<50	<0.5	<0.5	<0.5	<0.5	<0.5
07/27/07 ³	16.52	11.38	5.14	<50	<0.5	<0.5	<0.5	<0.5	<0.5
10/22/07 ³	16.52	-- ⁴	--	<50	<0.5	<0.5	<0.5	<0.5	<0.5
11/26/07	16.52	11.35	5.17	--	--	--	--	--	--
TRIP BLANK									
QA									
04/05/02	--	--	--	<50	<0.50	<0.50	<0.50	<1.5	<2.5
07/01/02	--	--	--	<50	<0.50	<0.50	<0.50	<1.5	<2.5
10/08/02	--	--	--	<100	<2.0	<2.0	<2.0	<5.0	<10
01/11/03	--	--	--	<50	<0.50	<0.50	<0.50	<1.5	<2.5
04/01/03	--	--	--	<50	<0.5	<0.5	<0.5	<1.5	<2.5
07/01/03 ³	--	--	--	<50	<0.5	<0.5	<0.5	<0.5	<0.5
10/02/03 ³	--	--	--	<50	<0.5	<0.5	<0.5	<0.5	<0.5
01/05/04 ³	--	--	--	<50	<0.5	<0.5	<0.5	<0.5	<0.5
04/05/04 ³	--	--	--	<50	<0.5	<0.5	<0.5	<0.5	<0.5
07/01/04 ³	--	--	--	<50	<0.5	<0.5	<0.5	<0.5	<0.5
10/05/04 ³	--	--	--	<50	<0.5	<0.5	<0.5	<0.5	<0.5
01/04/05 ³	--	--	--	<50	<0.5	<0.5	<0.5	<0.5	<0.5
04/14/05 ³	--	--	--	<50	<0.5	<0.5	<0.5	<0.5	<0.5
07/08/05 ³	--	--	--	<50	<0.5	<0.5	<0.5	<0.5	<0.5
10/27/05 ³	--	--	--	<50	<0.5	<0.5	<0.5	<0.5	<0.5
01/12/06 ³	--	--	--	<50	<0.5	<0.5	<0.5	<0.5	<0.5
04/13/06 ³	--	--	--	<50	<0.5	<0.5	<0.5	<0.5	<0.5
07/13/06 ³	--	--	--	<50	<0.5	<0.5	<0.5	<0.5	<0.5
10/16/06 ³	--	--	--	<50	<0.5	<0.5	<0.5	<0.5	<0.5
01/20/07 ³	--	--	--	<50	<0.5	<0.5	<0.5	<0.5	<0.5

Table 1
Groundwater Monitoring Data and Analytical Results
Chevron Service Station #9-3600
2200 Telegraph Avenue
Oakland, California

WELL ID/ DATE	TOC* (ft.)	DTW (ft.)	GWE (ft.)	TPH-G (ppb)	B (ppb)	T (ppb)	E (ppb)	X (ppb)	MTBE (ppb)
QA (cont)									
04/11/07 ³	--	--	--	<50	<0.5	<0.5	<0.5	<0.5	<0.5
07/27/07 ³	--	--	--	<50	<0.5	<0.5	<0.5	<0.5	<0.5
10/22/07 ³	--	--	--	<50	<0.5	<0.5	<0.5	<0.5	<0.5

Table 1
Groundwater Monitoring Data and Analytical Results
Chevron Service Station #9-3600
2200 Telegraph Avenue
Oakland, California

EXPLANATIONS:

TOC = Top of Casing

(ft.) = Feet

DTW = Depth to Water

GWE = Groundwater Elevation

TPH-G = Total Petroleum Hydrocarbons as Gasoline

B = Benzene

T = Toluene

E = Ethylbenzene

X = Xylenes

MTBE = Methyl tertiary butyl ether

(ppb) = Parts per billion

-- = Not Measured/Not Analyzed

QA = Quality Assurance/Trip Blank

* TOC elevations were surveyed on April 17, 2002, by Morrow Surveying. The elevations are based on a City of Oakland Benchmark No. 37JC, (Benchmark Elevation = 17.68 Feet).

¹ Well development performed.

² MTBE by EPA Method 8260.

³ BTEX and MTBE by EPA Method 8260.

⁴ DTW measurements were not recorded correctly.

Table 2
Groundwater Analytical Results - Oxygenate Compounds
Chevron Service Station #9-3600
2200 Telegraph Avenue
Oakland, California

WELL ID	DATE	ETHANOL (ppb)	TBA (ppb)	MTBE (ppb)	DIPE (ppb)	ETBE (ppb)	TAME (ppb)
MW-1	04/05/02	--	200	370	<2	<2	10
	07/01/02	--	190	420	<2	<2	9
	10/08/02	--	110	360	<2	<2	8
	01/11/03	--	<100	270	<2	<2	7
	04/01/03	--	22	210	<0.5	<0.5	5
	07/01/03	<50	26	170	<0.5	<0.5	5
	10/02/03	<500	2,600	9,800	<5	<5	6
	01/05/04	<50	21	140	<0.5	<0.5	3
	04/05/04	<50	17	120	<0.5	<0.5	3
	07/01/04	<50	13	130	<0.5	<0.5	2
	10/05/04	<50	14	130	<0.5	<0.5	2
	01/04/05	<50	<5	<0.5	<0.5	<0.5	<0.5
	04/14/05	<50	15	61	<0.5	<0.5	1
	07/08/05	<50	15	71	<0.5	<0.5	1
	10/27/05	<50	10	76	<0.5	<0.5	1
	01/12/06	<50	12	47	<0.5	<0.5	<0.5
	04/13/06	<50	8	36	<0.5	<0.5	0.6
	07/13/06	<50	7	44	<0.5	<0.5	0.7
	10/16/06	<50	6	59	<0.5	<0.5	1
	01/20/07	<50	8	47	<0.5	<0.5	0.8
04/11/07	<50	9	39	<0.5	<0.5	0.7	
07/27/07	<50	8	56	<0.5	<0.5	0.8	
10/22/07	<50	5	65	<0.5	<0.5	0.7	
MW-2	04/05/02	--	<100	<2	<2	<2	<2
	07/01/02	--	<100	<2	<2	<2	<2
	10/08/02	--	<100	<2	<2	<2	<2
	01/11/03	--	<100	<2	<2	<2	<2
	04/01/03	<50	<5	<0.5	<0.5	<0.5	<0.5
	07/01/03	<50	<5	<0.5	<0.5	<0.5	<0.5
	10/02/03	<50	<5	<0.5	<0.5	<0.5	<0.5
	01/05/04	<50	<5	<0.5	<0.5	<0.5	<0.5
	04/05/04	<50	<5	<0.5	<0.5	<0.5	<0.5
	07/01/04	<50	<5	<0.5	<0.5	<0.5	<0.5

Table 2
Groundwater Analytical Results - Oxygenate Compounds
Chevron Service Station #9-3600
2200 Telegraph Avenue
Oakland, California

WELL ID	DATE	ETHANOL (ppb)	TBA (ppb)	MTBE (ppb)	DIPE (ppb)	ETBE (ppb)	TAME (ppb)
MW-2 (cont)	10/05/04	<50	<5	<0.5	<0.5	<0.5	<0.5
	01/04/05	<50	14	87	<0.5	<0.5	2
	04/14/05	<50	<5	<0.5	<0.5	<0.5	<0.5
	07/08/05	<50	<5	<0.5	<0.5	<0.5	<0.5
	10/27/05	<50	<5	<0.5	<0.5	<0.5	<0.5
	01/12/06	<50	<5	<0.5	<0.5	<0.5	<0.5
	04/13/06	<50	<5	<0.5	<0.5	<0.5	<0.5
	07/13/06	<50	<5	<0.5	<0.5	<0.5	<0.5
	10/16/06	<50	<5	<0.5	<0.5	<0.5	<0.5
	01/20/07	<50	<2	<0.5	<0.5	<0.5	<0.5
	04/11/07	<50	<2	<0.5	<0.5	<0.5	<0.5
	07/25/07	<50	<2	<0.5	<0.5	<0.5	<0.5
	10/22/07	<50	<2	<0.5	<0.5	<0.5	<0.5
MW-3	04/05/02	--	<100	<2	<2	<2	<2
	07/01/02	--	<100	<2	<2	<2	<2
	10/08/02	--	<100	<2	<2	<2	<2
	01/11/03	--	<100	<2	<2	<2	<2
	04/01/03	--	<5	<0.5	<0.5	<0.5	<0.5
	07/01/03	<50	<5	2	<0.5	<0.5	<0.5
	10/02/03	<50	<5	<0.5	<0.5	<0.5	<0.5
	01/05/04	<50	<5	<0.5	<0.5	<0.5	<0.5
	04/05/04	<50	<5	0.6	<0.5	<0.5	<0.5
	07/01/04	<50	<5	0.8	<0.5	<0.5	<0.5
	10/05/04	<50	<5	<0.5	<0.5	<0.5	<0.5
	01/04/05	<50	<5	<0.5	<0.5	<0.5	<0.5
	04/14/05	<50	<5	<0.5	<0.5	<0.5	<0.5
	07/08/05	<50	<5	<0.5	<0.5	<0.5	<0.5
	10/27/05	<50	<5	<0.5	<0.5	<0.5	<0.5
	01/12/06	<50	<5	<0.5	<0.5	<0.5	<0.5
	04/13/06	<50	<5	<0.5	<0.5	<0.5	<0.5
07/13/06	<50	<5	<0.5	<0.5	<0.5	<0.5	
10/16/06	<50	<5	<0.5	<0.5	<0.5	<0.5	

Table 2
Groundwater Analytical Results - Oxygenate Compounds
Chevron Service Station #9-3600
2200 Telegraph Avenue
Oakland, California

WELL ID	DATE	ETHANOL <i>(ppb)</i>	TBA <i>(ppb)</i>	MTBE <i>(ppb)</i>	DIPE <i>(ppb)</i>	ETBE <i>(ppb)</i>	TAME <i>(ppb)</i>
MW-3 (cont)	01/20/07	<50	<2	<0.5	<0.5	<0.5	<0.5
	04/11/07	<50	<2	<0.5	<0.5	<0.5	<0.5
	07/27/07	<50	<2	<0.5	<0.5	<0.5	<0.5
	10/22/07	<50	<2	<0.5	<0.5	<0.5	<0.5

Table 2
Groundwater Analytical Results - Oxygenate Compounds
Chevron Service Station #9-3600
2200 Telegraph Avenue
Oakland, California

EXPLANATIONS:

TBA = Tertiary butyl alcohol
MTBE = Methyl tertiary butyl ether
DIPE = Di-isopropyl ether
ETBE = Ethyl tertiary butyl ether
TAME = Tertiary amyl methyl ether
(ppb) = Parts per billion
-- = Not Analyzed

ANALYTICAL METHOD:

EPA Method 8260 for Oxygenate Compounds

STANDARD OPERATING PROCEDURE - GROUNDWATER SAMPLING

Gettler-Ryan Inc. field personnel adhere to the following procedures for the collection and handling of groundwater samples prior to analysis by the analytical laboratory. Prior to sample collection, the type of analysis to be performed is determined. Loss prevention of volatile compounds is controlled and sample preservation for subsequent analysis is maintained.

Prior to sampling, the presence or absence of free-phase hydrocarbons is determined using an interface probe. Product thickness, if present, is measured to the nearest 0.01 foot and is noted in the field notes. In addition, all depth to water level measurements are collected with a static water level indicator and are also recorded in the field notes, prior to purging and sampling any wells.

After water levels are collected and prior to sampling, if purging is to occur, each well is purged a minimum of three well casing volumes of water using pre-cleaned pumps (stack, suction, Grundfos), or disposable bailers. Temperature, pH and electrical conductivity are measured a minimum of three times during the purging. Purging continues until these parameters stabilize.

Groundwater samples are collected using disposable bailers. The water samples are transferred from the bailer into appropriate containers. Pre-preserved containers, supplied by analytical laboratories, are used when possible. When pre-preserved containers are not available, the laboratory is instructed to preserve the sample as appropriate. Duplicate samples are collected for the laboratory to use in maintaining quality assurance/quality control standards. The samples are labeled to include the job number, sample identification, collection date and time, analysis, preservation (if any), and the sample collector's initials. The water samples are placed in a cooler, maintained at 4°C for transport to the laboratory. Once collected in the field, all samples are maintained under chain of custody until delivered to the laboratory.

The chain of custody document includes the job number, type of preservation, if any, analysis requested, sample identification, date and time collected, and the sample collector's name. The chain of custody is signed and dated (including time of transfer) by each person who receives or surrenders the samples, beginning with the field personnel and ending with the laboratory personnel.

A laboratory supplied trip blank accompanies each sampling set. For sampling sets greater than 20 samples, 5% trip blanks are included. The trip blank is analyzed for some or all of the same compounds as the groundwater samples.

As requested by Chevron Environmental Management Company, the purge water and decontamination water generated during sampling activities is transported by IWM to Chemical Waste Management located in Kettleman Hill, California.

***CHEVRON SERVICE STATION #9-3600
Oakland, CA***

***FOURTH QUARTER EVENT OF
October 22, 2007***



GETTLER-RYAN INC.

WELL MONITORING/SAMPLING FIELD DATA SHEET

Client/Facility #: Chevron #9-3600
 Site Address: 2200 Telegraph Avenue
 City: Oakland, CA

Job Number: 386895
 Event Date: 10-22-07 (inclusive)
 Sampler: Joe

Well ID: MW-1
 Well Diameter: 2 in.
 Total Depth: 20.21 ft.
 Depth to Water: 5.68 ft.
14.53

Date Monitored: 10-22-07 Well Condition: See wcss

Volume	3/4"= 0.02	1"= 0.04	2"= 0.17	3"= 0.38
Factor (VF)	4"= 0.66	5"= 1.02	6"= 1.50	12"= 5.80

$xVF = 0.17 = 2.47$ x: x3 case volume= Estimated Purge Volume: 7.5 gal.
 Check if water column is less than 0.50 ft.

Purge Equipment:

Disposable Bailer
 Stainless Steel Bailer _____
 Stack Pump _____
 Suction Pump _____
 Grundfos _____
 Other: _____

Sampling Equipment:

Disposable Bailer
 Pressure Bailer _____
 Discrete Bailer _____
 Other: _____

Time Started: _____ (2400 hrs)
 Time Completed: _____ (2400 hrs)
 Depth to Product: _____ ft
 Depth to Water: _____ ft
 Hydrocarbon Thickness: 0 ft
 Visual Confirmation/Description: _____
 Skimmer / Absorbant Sock (circle one)
 Amt Removed from Skimmer: _____ gal
 Amt Removed from Well: _____ gal
 Water Removed: _____
 Product Transferred to: _____

Start Time (purge): 0950 Weather Conditions: clear
 Sample Time/Date: 1020 10-22-07 Water Color: clear Odor: Yes
 Purging Flow Rate: 0.5 gpm. Sediment Description: _____
 Did well de-water? _____ If yes, Time: _____ Volume: _____ gal.

Time (2400 hr.)	Volume (gal.)	pH	Conductivity (u mhos/cm)	Temperature (C / F)	D.O. (mg/L)	ORP (mV)
<u>1002</u>	<u>2.5</u>	<u>6.91</u>	<u>837</u>	<u>58.8</u>	_____	_____
<u>1006</u>	<u>5</u>	<u>6.72</u>	<u>832</u>	<u>58.7</u>	_____	_____
<u>1010</u>	<u>7.5</u>	<u>6.75</u>	<u>841</u>	<u>59.0</u>	_____	_____

LABORATORY INFORMATION

SAMPLE ID	(#) CONTAINER	REFRIG.	PRESERV. TYPE	LABORATORY	ANALYSES
MW-1	6 x voa vial	YES	HCL	LANCASTER	TPH-G(8015)/BTEX+MTBE(8260)/ 5 OXYS+ETHANOL (8260)

COMMENTS: _____

Add/Replaced Lock: _____ Add/Replaced Plug: _____ Size: _____



GETTLER-RYAN INC.

WELL MONITORING/SAMPLING FIELD DATA SHEET

Client/Facility #: Chevron #9-3600
 Site Address: 2200 Telegraph Avenue
 City: Oakland, CA

Job Number: 386895
 Event Date: 10-22-07 (inclusive)
 Sampler: JV

Well ID: MW-2
 Well Diameter: 2 in.
 Total Depth: 20.20 ft.
 Depth to Water: 5.80 ft.
14.40 x VF 0.17 = 2.45 x: x3 case volume = Estimated Purge Volume: 7.5 gal.

Date Monitored: 10-22-07 Well Condition: See wess

Volume	3/4"= 0.02	1"= 0.04	2"= 0.17	3"= 0.38
Factor (VF)	4"= 0.66	5"= 1.02	6"= 1.50	12"= 5.80

Check if water column is less than 0.50 ft.

Purge Equipment:

Disposable Bailer
 Stainless Steel Bailer _____
 Stack Pump _____
 Suction Pump _____
 Grundfos _____
 Other: _____

Sampling Equipment:

Disposable Bailer
 Pressure Bailer _____
 Discrete Bailer _____
 Other: _____

Time Started: _____ (2400 hrs)
 Time Completed: _____ (2400 hrs)
 Depth to Product: _____ ft
 Depth to Water: _____ ft
 Hydrocarbon Thickness: 0 ft
 Visual Confirmation/Description: _____
 Skimmer / Absorbent Sock (circle one)
 Amt Removed from Skimmer: _____ gal
 Amt Removed from Well: _____ gal
 Water Removed: _____
 Product Transferred to: _____

Start Time (purge): 0910 Weather Conditions: clear
 Sample Time/Date: 0940 10-22-07 Water Color: clear Odor: none
 Purging Flow Rate: 5 gpm. Sediment Description: _____
 Did well de-water? _____ If yes, Time: _____ Volume: _____ gal.

Time (2400 hr.)	Volume (gal.)	pH	Conductivity (umhos/cm)	Temperature (C / F)	D.O. (mg/L)	ORP (mV)
<u>0920</u>	<u>2.5</u>	<u>7.50</u>	<u>1095</u>	<u>60.8</u>	_____	_____
<u>0925</u>	<u>5</u>	<u>7.47</u>	<u>1073</u>	<u>60.4</u>	_____	_____
<u>0930</u>	<u>7.5</u>	<u>7.42</u>	<u>1069</u>	<u>60.6</u>	_____	_____

LABORATORY INFORMATION

SAMPLE ID	(#) CONTAINER	REFRIG.	PRESERV. TYPE	LABORATORY	ANALYSES
MW- <u>2</u>	<u>6</u> x voa vial	YES	HCL	LANCASTER	TPH-G(8015)/BTEX+MTBE(8260)/ 5 OXYS+ETHANOL (8260)

COMMENTS: _____

Add/Replaced Lock: _____ Add/Replaced Plug: _____ Size: _____



GETTLER-RYAN INC.

WELL MONITORING/SAMPLING FIELD DATA SHEET

Client/Facility #: Chevron #9-3600 Job Number: 386895
 Site Address: 2200 Telegraph Avenue Event Date: 10-22-07 (inclusive)
 City: Oakland, CA Sampler: Joe

Well ID: MW-3 Date Monitored: 10-22-07 Well Condition: See wcss
 Well Diameter: 2 in.
 Total Depth: 20.13 ft.
 Depth to Water: 5.21 ft.

Volume	3/4"= 0.02	1"= 0.04	2"= 0.17	3"= 0.38
Factor (VF)	4"= 0.66	5"= 1.02	6"= 1.50	12"= 5.80

14.92 xVF 0.17 = 2.54 x: x3 case volume = Estimated Purge Volume: 7.5 gal.

Check if water column is less than 0.50 ft.

Purge Equipment:
 Disposable Bailer
 Stainless Steel Bailer _____
 Stack Pump _____
 Suction Pump _____
 Grundfos _____
 Other: _____

Sampling Equipment:
 Disposable Bailer
 Pressure Bailer _____
 Discrete Bailer _____
 Other: _____

Time Started: _____ (2400 hrs)
 Time Completed: _____ (2400 hrs)
 Depth to Product: _____ ft
 Depth to Water: _____ ft
 Hydrocarbon Thickness: 0 ft
 Visual Confirmation/Description: _____
 Skimmer / Absorbent Sock (circle one)
 Amt Removed from Skimmer: _____ gal
 Amt Removed from Well: _____ gal
 Water Removed: _____
 Product Transferred to: _____

Start Time (purge): 0830 Weather Conditions: clear
 Sample Time/Date: 0910 10-22-07 Water Color: clear Odor: none
 Purging Flow Rate: 0.5 gpm. Sediment Description: _____
 Did well de-water? _____ If yes, Time: _____ Volume: _____ gal.

Time (2400 hr.)	Volume (gal.)	pH	Conductivity (umhos/cm)	Temperature (C I E)	D.O. (mg/L)	ORP (mV)
<u>0840</u>	<u>2.5</u>	<u>6.86</u>	<u>1304</u>	<u>60.7</u>	_____	_____
<u>0845</u>	<u>5</u>	<u>7.15</u>	<u>1293</u>	<u>61.0</u>	_____	_____
<u>0850</u>	<u>7.5</u>	<u>7.20</u>	<u>1284</u>	<u>61.5</u>	_____	_____

LABORATORY INFORMATION

SAMPLE ID	(#) CONTAINER	REFRIG.	PRESERV. TYPE	LABORATORY	ANALYSES
<u>MW-3</u>	<u>6</u> x vov vial	<u>YES</u>	<u>HCL</u>	<u>LANCASTER</u>	<u>TPH-G(8015)/BTEX+MTBE(8260)/ 5 OXYS+ETHANOL (8260)</u>

COMMENTS: _____
 Add/Replaced Lock: _____ Add/Replaced Plug: _____ Size: _____

Chevron California Region Analysis Request/Chain of Custody



For Lancaster Laboratories use only
 Acct. #: 10904 Sample # 5192-110-13 Group #: 003229

102207-04

1062185

Facility #: SS#9-3600-OML G-R#386895 Global ID#T0600161613
 Site Address: 2200 TELEGRAPH AVENUE, OAKLAND, CA
 Chevron PM: SS Lead Consultant: CRACE
 Consultant/Office: G-R, Inc., 6747 Sierra Court, Suite J, Dublin, Ca. 94568
 Consultant Prj. Mgr.: Deanna L. Harding (deanna@grinc.com)
 Consultant Phone #: 925-551-7555 Fax #: 925-551-7899
 Sampler: JOE ASEMIAN

Matrix

Potable
 NPDES
 Soil
 Water
 Oil Air

Analyses Requested

Preservation Codes

Total Number of Containers	BTEX + MTBE 8260		TPH 8015 MOD GRO	TPH 8015 MOD DRO	8260 full scan	S Oxygenates + Ethanol (20%)	Total Lead	Dissolved Lead	Method	Method
	8021	8021								
2	<input checked="" type="checkbox"/>	<input checked="" type="checkbox"/>	<input checked="" type="checkbox"/>	<input checked="" type="checkbox"/>	<input checked="" type="checkbox"/>	<input checked="" type="checkbox"/>	<input checked="" type="checkbox"/>	<input checked="" type="checkbox"/>	<input checked="" type="checkbox"/>	<input checked="" type="checkbox"/>
6	<input checked="" type="checkbox"/>	<input checked="" type="checkbox"/>	<input checked="" type="checkbox"/>	<input checked="" type="checkbox"/>	<input checked="" type="checkbox"/>	<input checked="" type="checkbox"/>	<input checked="" type="checkbox"/>	<input checked="" type="checkbox"/>	<input checked="" type="checkbox"/>	<input checked="" type="checkbox"/>
6	<input checked="" type="checkbox"/>	<input checked="" type="checkbox"/>	<input checked="" type="checkbox"/>	<input checked="" type="checkbox"/>	<input checked="" type="checkbox"/>	<input checked="" type="checkbox"/>	<input checked="" type="checkbox"/>	<input checked="" type="checkbox"/>	<input checked="" type="checkbox"/>	<input checked="" type="checkbox"/>

Preservative Codes

H = HCl T = Thiosulfate
 N = HNO₃ B = NaOH
 S = H₂SO₄ O = Other

- J value reporting needed
 Must meet lowest detection limits possible for 8260 compounds
 8021 MTBE Confirmation
 Confirm highest hit by 8260
 Confirm all hits by 8260
 Run ___ oxy's on highest hit
 Run ___ oxy's on all hits

Sample Identification	Date Collected	Time Collected	Grab	Composite	Soil	Water	Oil	Air	Total Number of Containers	BTEX + MTBE 8260	TPH 8015 MOD GRO	TPH 8015 MOD DRO	8260 full scan	S Oxygenates + Ethanol (20%)	Total Lead	Dissolved Lead	Method	Method	
QA	—	—	<input checked="" type="checkbox"/>			<input checked="" type="checkbox"/>			2	<input checked="" type="checkbox"/>	<input checked="" type="checkbox"/>	<input checked="" type="checkbox"/>	<input checked="" type="checkbox"/>	<input checked="" type="checkbox"/>	<input checked="" type="checkbox"/>	<input checked="" type="checkbox"/>	<input checked="" type="checkbox"/>	<input checked="" type="checkbox"/>	<input checked="" type="checkbox"/>
MW-1	10-22-07	1020	<input checked="" type="checkbox"/>			<input checked="" type="checkbox"/>			6	<input checked="" type="checkbox"/>	<input checked="" type="checkbox"/>	<input checked="" type="checkbox"/>	<input checked="" type="checkbox"/>	<input checked="" type="checkbox"/>	<input checked="" type="checkbox"/>	<input checked="" type="checkbox"/>	<input checked="" type="checkbox"/>	<input checked="" type="checkbox"/>	<input checked="" type="checkbox"/>
MW-2	"	0940	<input checked="" type="checkbox"/>			<input checked="" type="checkbox"/>			6	<input checked="" type="checkbox"/>	<input checked="" type="checkbox"/>	<input checked="" type="checkbox"/>	<input checked="" type="checkbox"/>	<input checked="" type="checkbox"/>	<input checked="" type="checkbox"/>	<input checked="" type="checkbox"/>	<input checked="" type="checkbox"/>	<input checked="" type="checkbox"/>	<input checked="" type="checkbox"/>
MW-3	"	0900	<input checked="" type="checkbox"/>			<input checked="" type="checkbox"/>			6	<input checked="" type="checkbox"/>	<input checked="" type="checkbox"/>	<input checked="" type="checkbox"/>	<input checked="" type="checkbox"/>	<input checked="" type="checkbox"/>	<input checked="" type="checkbox"/>	<input checked="" type="checkbox"/>	<input checked="" type="checkbox"/>	<input checked="" type="checkbox"/>	<input checked="" type="checkbox"/>

Comments / Remarks

Turnaround Time Requested (TAT) (please circle)

STD TAT 24 hour
 72 hour
 48 hour
 4 day
 5 day

Relinquished by: [Signature] Date: 10-22-07 Time: 1115 Received by: A. Salazar Date: 22 OCT 07 Time: 1115

Relinquished by: [Signature] Date: 10-22-07 Time: 1530 Received by: DHL Date: 10-23-07 Time: 1015

Data Package Options (please circle if required)

QC Summary Type I - Full
 Type VI (Raw Data) Coelt Deliverable not needed **EDF/EDD**
 WIP (RWQCB)
 Disk

Relinquished by Commercial Carrier:
 UPS FedEx Other: DHL
 Temperature Upon Receipt: 9°-73.6° C°

Received by: Kathy Binkley Date: 10-23-07 Time: 1015
 Custody Seals Intact? Yes No



Analysis Report

2425 New Holland Pike, PO Box 12425, Lancaster, PA 17605-2425 • 717-656-2300 Fax: 717-656-2681 • www.lancasterlabs.com

ANALYTICAL RESULTS

Prepared for:

Chevron
6001 Bollinger Canyon Rd L4310
San Ramon CA 94583

925-842-8582

Prepared by:

Lancaster Laboratories
2425 New Holland Pike
Lancaster, PA 17605-2425

SAMPLE GROUP

The sample group for this submittal is 1062185. Samples arrived at the laboratory on Tuesday, October 23, 2007. The PO# for this group is 0015014975 and the release number is SINHA.

Client Description

QA-T-071022 NA Water
MW-1-W-071022 Grab Water
MW-2-W-071022 Grab Water
MW-3-W-071022 Grab Water

Lancaster Labs Number

5192110
5192111
5192112
5192113

ELECTRONIC COPY TO CRA c/o Gettler-Ryan

Attn: Cheryl Hansen

Questions? Contact your Client Services Representative
Angela M Miller at (717) 656-2300

Respectfully Submitted,



Maria S. Lord
Senior Specialist



Analysis Report

2425 New Holland Pike, PO Box 12425, Lancaster, PA 17605-2425 • 717-656-2300 Fax: 717-656-2681 • www.lancasterlabs.com

Lancaster Laboratories Sample No. WW 5192110

QA-T-071022 NA Water
 Facility# 93600 Job# 386895 GRD
 2200 Telegraph-Oakland T0600161613 QA
 Collected: 10/22/2007

Account Number: 10904

Submitted: 10/23/2007 10:15
 Reported: 10/30/2007 at 15:48
 Discard: 11/30/2007

Chevron
 6001 Bollinger Canyon Rd L4310
 San Ramon CA 94583

3600Q
 I 5E w

CAT No.	Analysis Name	CAS Number	As Received Result	As Received Method Detection Limit	Units	Dilution Factor
01728	TPH-GRO - Waters	n.a.	N.D.	50.	ug/l	1
The reported concentration of TPH-GRO does not include MTBE or other gasoline constituents eluting prior to the C6 (n-hexane) TPH-GRO range start time.						
06054	BTEX+MTBE by 8260B					
02010	Methyl Tertiary Butyl Ether	1634-04-4	N.D.	0.5	ug/l	1
05401	Benzene	71-43-2	N.D.	0.5	ug/l	1
05407	Toluene	108-88-3	N.D.	0.5	ug/l	1
05415	Ethylbenzene	100-41-4	N.D.	0.5	ug/l	1
06310	Xylene (Total)	1330-20-7	N.D.	0.5	ug/l	1

State of California Lab Certification No. 2116

All QC is compliant unless otherwise noted. Please refer to the Quality Control Summary for overall QC performance data and associated samples.

Laboratory Chronicle

CAT No.	Analysis Name	Method	Analysis		Analyst	Dilution Factor
			Trial#	Date and Time		
01728	TPH-GRO - Waters	SW-846 8015B modified	1	10/24/2007 12:39	K. Robert Caulfeild-James	1
06054	BTEX+MTBE by 8260B	SW-846 8260B	1	10/24/2007 21:23	Michael A Ziegler	1
01146	GC VOA Water Prep	SW-846 5030B	1	10/24/2007 12:39	K. Robert Caulfeild-James	1
01163	GC/MS VOA Water Prep	SW-846 5030B	1	10/24/2007 21:23	Michael A Ziegler	1



Analysis Report

2425 New Holland Pike, PO Box 12425, Lancaster, PA 17605-2425 • 717-656-2300 Fax: 717-656-2681 • www.lancasterlabs.com

Lancaster Laboratories Sample No. WW 5192111

MW-1-W-071022 Grab Water
Facility# 93600 Job# 386895 GRD
2200 Telegraph-Oakland T0600161613 MW-1
Collected: 10/22/2007 10:20 by JA

Account Number: 10904

Submitted: 10/23/2007 10:15
Reported: 10/30/2007 at 15:48
Discard: 11/30/2007

Chevron
6001 Bollinger Canyon Rd L4310
San Ramon CA 94583

36001
I 5E w

CAT No.	Analysis Name	CAS Number	As Received Result	As Received Method Detection Limit	Units	Dilution Factor
01728	TPH-GRO - Waters	n.a.	610.	50.	ug/l	1
	The reported concentration of TPH-GRO does not include MTBE or other gasoline constituents eluting prior to the C6 (n-hexane) TPH-GRO range start time.					
06059	BTEX+5 Oxygenates+ETOH					
01587	Ethanol	64-17-5	N.D.	50.	ug/l	1
02010	Methyl Tertiary Butyl Ether	1634-04-4	65.	0.5	ug/l	1
02011	di-Isopropyl ether	108-20-3	N.D.	0.5	ug/l	1
02013	Ethyl t-butyl ether	637-92-3	N.D.	0.5	ug/l	1
02014	t-Amyl methyl ether	994-05-8	0.7	0.5	ug/l	1
02015	t-Butyl alcohol	75-65-0	5.	2.	ug/l	1
05401	Benzene	71-43-2	N.D.	0.5	ug/l	1
05407	Toluene	108-88-3	N.D.	0.5	ug/l	1
05415	Ethylbenzene	100-41-4	N.D.	0.5	ug/l	1
06310	Xylene (Total)	1330-20-7	N.D.	0.5	ug/l	1

State of California Lab Certification No. 2116

All QC is compliant unless otherwise noted. Please refer to the Quality Control Summary for overall QC performance data and associated samples.

Laboratory Chronicle

CAT No.	Analysis Name	Method	Trial#	Analysis		Analyst	Dilution Factor
				Date	Time		
01728	TPH-GRO - Waters	SW-846 8015B modified	1	10/24/2007	23:19	K. Robert Caulfeild-James	1
06059	BTEX+5 Oxygenates+ETOH	SW-846 8260B	1	10/26/2007	19:16	Michael A Ziegler	1
01146	GC VOA Water Prep	SW-846 5030B	1	10/24/2007	23:19	K. Robert Caulfeild-James	1
01163	GC/MS VOA Water Prep	SW-846 5030B	1	10/26/2007	19:16	Michael A Ziegler	1

Lancaster Laboratories Sample No. WW 5192112

 MW-2-W-071022 Grab Water
 Facility# 93600 Job# 386895 GRD
 2200 Telegraph-Oakland T0600161613 MW-2
 Collected: 10/22/2007 09:40 by JA

Account Number: 10904

 Submitted: 10/23/2007 10:15
 Reported: 10/30/2007 at 15:48
 Discard: 11/30/2007

 Chevron
 6001 Bollinger Canyon Rd L4310
 San Ramon CA 94583

 36002
 I 5E w

CAT No.	Analysis Name	CAS Number	As Received Result	As Received Method Detection Limit	Units	Dilution Factor
01728	TPH-GRO - Waters	n.a.	N.D.	50.	ug/l	1
	The reported concentration of TPH-GRO does not include MTBE or other gasoline constituents eluting prior to the C6 (n-hexane) TPH-GRO range start time.					
06059	BTEX+5 Oxygenates+ETOH					
01587	Ethanol	64-17-5	N.D.	50.	ug/l	1
02010	Methyl Tertiary Butyl Ether	1634-04-4	N.D.	0.5	ug/l	1
02011	di-Isopropyl ether	108-20-3	N.D.	0.5	ug/l	1
02013	Ethyl t-butyl ether	637-92-3	N.D.	0.5	ug/l	1
02014	t-Amyl methyl ether	994-05-8	N.D.	0.5	ug/l	1
02015	t-Butyl alcohol	75-65-0	N.D.	2.	ug/l	1
05401	Benzene	71-43-2	N.D.	0.5	ug/l	1
05407	Toluene	108-88-3	N.D.	0.5	ug/l	1
05415	Ethylbenzene	100-41-4	N.D.	0.5	ug/l	1
06310	Xylene (Total)	1330-20-7	N.D.	0.5	ug/l	1

State of California Lab Certification No. 2116

All QC is compliant unless otherwise noted. Please refer to the Quality Control Summary for overall QC performance data and associated samples.

Laboratory Chronicle

CAT No.	Analysis Name	Method	Analysis		Analyst	Dilution Factor
			Trial#	Date and Time		
01728	TPH-GRO - Waters	SW-846 8015B modified	1	10/24/2007 23:48	K. Robert Caulfeild-James	1
06059	BTEX+5 Oxygenates+ETOH	SW-846 8260B	1	10/26/2007 19:40	Michael A Ziegler	1
01146	GC VOA Water Prep	SW-846 5030B	1	10/24/2007 23:48	K. Robert Caulfeild-James	1
01163	GC/MS VOA Water Prep	SW-846 5030B	1	10/26/2007 19:40	Michael A Ziegler	1



Analysis Report

2425 New Holland Pike, PO Box 12425, Lancaster, PA 17605-2425 • 717-656-2300 Fax: 717-656-2681 • www.lancasterlabs.com

Lancaster Laboratories Sample No. WW 5192113

MW-3-W-071022 Grab Water
Facility# 93600 Job# 386895 GRD
2200 Telegraph-Oakland T0600161613 MW-3
Collected: 10/22/2007 09:00 by JA

Account Number: 10904

Submitted: 10/23/2007 10:15
Reported: 10/30/2007 at 15:48
Discard: 11/30/2007

Chevron
6001 Bollinger Canyon Rd L4310
San Ramon CA 94583

36003
I 5E w

CAT No.	Analysis Name	CAS Number	As Received Result	As Received Method Detection Limit	Units	Dilution Factor
01728	TPH-GRO - Waters	n.a.	N.D.	50.	ug/l	1
	The reported concentration of TPH-GRO does not include MTBE or other gasoline constituents eluting prior to the C6 (n-hexane) TPH-GRO range start time.					
06059	BTEX+5 Oxygenates+ETOH					
01587	Ethanol	64-17-5	N.D.	50.	ug/l	1
02010	Methyl Tertiary Butyl Ether	1634-04-4	N.D.	0.5	ug/l	1
02011	di-Isopropyl ether	108-20-3	N.D.	0.5	ug/l	1
02013	Ethyl t-butyl ether	637-92-3	N.D.	0.5	ug/l	1
02014	t-Amyl methyl ether	994-05-8	N.D.	0.5	ug/l	1
02015	t-Butyl alcohol	75-65-0	N.D.	2.	ug/l	1
05401	Benzene	71-43-2	N.D.	0.5	ug/l	1
05407	Toluene	108-88-3	N.D.	0.5	ug/l	1
05415	Ethylbenzene	100-41-4	N.D.	0.5	ug/l	1
06310	Xylene (Total)	1330-20-7	N.D.	0.5	ug/l	1

State of California Lab Certification No. 2116

All QC is compliant unless otherwise noted. Please refer to the Quality Control Summary for overall QC performance data and associated samples.

Laboratory Chronicle

CAT No.	Analysis Name	Method	Analysis		Analyst	Dilution Factor
			Trial#	Date and Time		
01728	TPH-GRO - Waters	SW-846 8015B modified	1	10/25/2007 00:18	K. Robert Caulfeild-James	1
06059	BTEX+5 Oxygenates+ETOH	SW-846 8260B	1	10/26/2007 20:03	Michael A Ziegler	1
01146	GC VOA Water Prep	SW-846 5030B	1	10/25/2007 00:18	K. Robert Caulfeild-James	1
01163	GC/MS VOA Water Prep	SW-846 5030B	1	10/26/2007 20:03	Michael A Ziegler	1

Quality Control Summary

Client Name: Chevron
Reported: 10/30/07 at 03:48 PM

Group Number: 1062185

Matrix QC may not be reported if site-specific QC samples were not submitted. In these situations, to demonstrate precision and accuracy at a batch level, a LCS/LCSD was performed, unless otherwise specified in the method.

Laboratory Compliance Quality Control

Analysis Name	Blank Result	Blank MDL	Report Units	LCS %REC	LCSD %REC	LCS/LCSD Limits	RPD	RPD Max
Batch number: 07297A08A TPH-GRO - Waters	N.D.	50.	ug/l	94	89	75-135	6	30
Batch number: D072974AA Methyl Tertiary Butyl Ether	N.D.	0.5	ug/l	88		73-119		
Benzene	N.D.	0.5	ug/l	96		78-119		
Toluene	N.D.	0.5	ug/l	95		85-115		
Ethylbenzene	N.D.	0.5	ug/l	93		82-119		
Xylene (Total)	N.D.	0.5	ug/l	91		83-113		
Batch number: D072993AA Ethanol	N.D.	50.	ug/l	118		31-166		
Methyl Tertiary Butyl Ether	N.D.	0.5	ug/l	94		73-119		
di-Isopropyl ether	N.D.	0.5	ug/l	97		70-123		
Ethyl t-butyl ether	N.D.	0.5	ug/l	93		74-120		
t-Amyl methyl ether	N.D.	0.5	ug/l	86		79-113		
t-Butyl alcohol	N.D.	2.	ug/l	89		74-117		
Benzene	N.D.	0.5	ug/l	93		78-119		
Toluene	N.D.	0.5	ug/l	89		85-115		
Ethylbenzene	N.D.	0.5	ug/l	86		82-119		
Xylene (Total)	N.D.	0.5	ug/l	87		83-113		

Sample Matrix Quality Control

Unspiked (UNSPK) = the sample used in conjunction with the matrix spike
Background (BKG) = the sample used in conjunction with the duplicate

Analysis Name	MS %REC	MSD %REC	MS/MSD Limits	RPD	RPD MAX	BKG Conc	DUP Conc	DUP RPD	Dup RPD Max
Batch number: 07297A08A TPH-GRO - Waters	63		63-154						
Batch number: D072974AA Methyl Tertiary Butyl Ether	94	93	69-127	1	30				
Benzene	99	100	83-128	1	30				
Toluene	98	98	83-127	0	30				
Ethylbenzene	95	97	82-129	2	30				
Xylene (Total)	95	94	82-130	1	30				
Batch number: D072993AA Ethanol	118	118	32-164	0	30				
Methyl Tertiary Butyl Ether	95	97	69-127	3	30				
di-Isopropyl ether	99	101	68-129	2	30				
Ethyl t-butyl ether	92	95	78-119	3	30				
t-Amyl methyl ether	87	89	72-125	2	30				

*- Outside of specification

- (1) The result for one or both determinations was less than five times the LOQ.
- (2) The unspiked result was more than four times the spike added.

Quality Control Summary

Client Name: Chevron
Reported: 10/30/07 at 03:48 PM

Group Number: 1062185

Sample Matrix Quality Control

Unspiked (UNSPK) = the sample used in conjunction with the matrix spike
Background (BKG) = the sample used in conjunction with the duplicate

Analysis Name	MS %REC	MSD %REC	MS/MSD Limits	RPD RPD	RPD MAX	BKG Conc	DUP Conc	DUP RPD	Dup RPD Max
t-Butyl alcohol	88	92	70-121	4	30				
Benzene	98	102	83-128	3	30				
Toluene	95	96	83-127	2	30				
Ethylbenzene	91	93	82-129	3	30				
Xylene (Total)	93	95	82-130	2	30				

Surrogate Quality Control

Surrogate recoveries which are outside of the QC window are confirmed unless attributed to dilution or otherwise noted on the Analysis Report.

Analysis Name: TPH-GRO - Waters
Batch number: 07297A08A
Trifluorotoluene-F

5192110	90
5192111	99
5192112	94
5192113	87
Blank	91
LCS	92
LCSD	100
MS	94

Limits: 63-135

Analysis Name: BTEX+MTBE by 8260B
Batch number: D072974AA
Dibromofluoromethane

	Dibromofluoromethane	1,2-Dichloroethane-d4	Toluene-d8	4-Bromofluorobenzene
5192110	101	97	97	96
Blank	103	95	99	99
LCS	101	96	97	100
MS	101	97	99	101
MSD	101	95	97	99

Limits: 80-116

77-113

80-113

78-113

Analysis Name: BTEX+5 Oxygenates+ETOH
Batch number: D072993AA
Dibromofluoromethane

	Dibromofluoromethane	1,2-Dichloroethane-d4	Toluene-d8	4-Bromofluorobenzene
5192111	103	98	100	102
5192112	111	104	106	103
5192113	107	101	101	99
Blank	108	101	103	101
LCS	107	104	102	102
MS	105	101	101	102
MSD	109	103	102	104

*- Outside of specification

- (1) The result for one or both determinations was less than five times the LOQ.
- (2) The unspiked result was more than four times the spike added.

Quality Control Summary

Client Name: Chevron
Reported: 10/30/07 at 03:48 PM

Group Number: 1062185

Surrogate Quality Control

Limits: 80-116

77-113

80-113

78-113

*- Outside of specification

- (1) The result for one or both determinations was less than five times the LOQ.
- (2) The unspiked result was more than four times the spike added.

Lancaster Laboratories Explanation of Symbols and Abbreviations

The following defines common symbols and abbreviations used in reporting technical data:

N.D.	none detected	BMQL	Below Minimum Quantitation Level
TNTC	Too Numerous To Count	MPN	Most Probable Number
IU	International Units	CP Units	cobalt-chloroplatinate units
umhos/cm	micromhos/cm	NTU	nephelometric turbidity units
C	degrees Celsius	F	degrees Fahrenheit
Cal	(diet) calories	lb.	pound(s)
meq	milliequivalents	kg	kilogram(s)
g	gram(s)	mg	milligram(s)
ug	microgram(s)	l	liter(s)
ml	milliliter(s)	ul	microliter(s)
m3	cubic meter(s)	fib >5 um/ml	fibers greater than 5 microns in length per ml
<	less than – The number following the sign is the <u>limit of quantitation</u> , the smallest amount of analyte which can be reliably determined using this specific test.		
>	greater than		
ppm	parts per million – One ppm is equivalent to one milligram per kilogram (mg/kg), or one gram per million grams. For aqueous liquids, ppm is usually taken to be equivalent to milligrams per liter (mg/l), because one liter of water has a weight very close to a kilogram. For gases or vapors, one ppm is equivalent to one microliter of gas per liter of gas.		
ppb	parts per billion		
Dry weight basis	Results printed under this heading have been adjusted for moisture content. This increases the analyte weight concentration to approximate the value present in a similar sample without moisture.		

U.S. EPA data qualifiers:

Organic Qualifiers

A	TIC is a possible aldol-condensation product
B	Analyte was also detected in the blank
C	Pesticide result confirmed by GC/MS
D	Compound quantitated on a diluted sample
E	Concentration exceeds the calibration range of the instrument
J	Estimated value
N	Presumptive evidence of a compound (TICs only)
P	Concentration difference between primary and confirmation columns >25%
U	Compound was not detected
X,Y,Z	Defined in case narrative

Inorganic Qualifiers

B	Value is <CRDL, but ≥IDL
E	Estimated due to interference
M	Duplicate injection precision not met
N	Spike amount not within control limits
S	Method of standard additions (MSA) used for calculation
U	Compound was not detected
W	Post digestion spike out of control limits
*	Duplicate analysis not within control limits
+	Correlation coefficient for MSA <0.995

Analytical test results for methods listed on the laboratories' accreditation scope meet all requirements of NELAC unless otherwise noted under the individual analysis.

Tests results relate only to the sample tested. Clients should be aware that a critical step in a chemical or microbiological analysis is the collection of the sample. Unless the sample analyzed is truly representative of the bulk of material involved, the test results will be meaningless. If you have questions regarding the proper techniques of collecting samples, please contact us. We cannot be held responsible for sample integrity, however, unless sampling has been performed by a member of our staff. This report shall not be reproduced except in full, without the written approval of the laboratory.

WARRANTY AND LIMITS OF LIABILITY – In accepting analytical work, we warrant the accuracy of test results for the sample as submitted. THE FOREGOING EXPRESS WARRANTY IS EXCLUSIVE AND IS GIVEN IN LIEU OF ALL OTHER WARRANTIES, EXPRESSED OR IMPLIED. WE DISCLAIM ANY OTHER WARRANTIES, EXPRESSED OR IMPLIED, INCLUDING A WARRANTY OF FITNESS FOR PARTICULAR PURPOSE AND WARRANTY OF MERCHANTABILITY. IN NO EVENT SHALL LANCASTER LABORATORIES BE LIABLE FOR INDIRECT, SPECIAL, CONSEQUENTIAL, OR INCIDENTAL DAMAGES INCLUDING, BUT NOT LIMITED TO, DAMAGES FOR LOSS OF PROFIT OR GOODWILL REGARDLESS OF (A) THE NEGLIGENCE (EITHER SOLE OR CONCURRENT) OF LANCASTER LABORATORIES AND (B) WHETHER LANCASTER LABORATORIES HAS BEEN INFORMED OF THE POSSIBILITY OF SUCH DAMAGES. We accept no legal responsibility for the purposes for which the client uses the test results. No purchase order or other order for work shall be accepted by Lancaster Laboratories which includes any conditions that vary from the Standard Terms and Conditions of Lancaster Laboratories and we hereby object to any conflicting terms contained in any acceptance or order submitted by client.

***CHEVRON SERVICE STATION #9-3600
Oakland, CA***

***MONITORING EVENT OF
November 26, 2007***



GETTLER-RYAN INC.

WELL MONITORING/SAMPLING FIELD DATA SHEET

Client/Facility #: Chevron #9-3600 Job Number: 386895
 Site Address: 2200 Telegraph Avenue Event Date: 11-26-07 (inclusive)
 City: Oakland, CA Sampler: Joe

Well ID: MW-1 Date Monitored: 11-26-07 Well Condition: See WCSS
 Well Diameter: 2 in.
 Total Depth: 20.21 ft.
 Depth to Water: 11.96 ft.

Volume	3/4"= 0.02	1"= 0.04	2"= 0.17	3"= 0.38
Factor (VF)	4"= 0.66	5"= 1.02	6"= 1.50	12"= 5.80

$\frac{\text{Depth to Water}}{\text{Well Diameter}} \times \text{VF} = \text{Estimated Purge Volume: } \underline{\hspace{2cm}} \text{ gal.}$
 Check if water column is less than 0.50 ft.

Purge Equipment:

Disposable Bailer _____
 Stainless Steel Bailer _____
 Stack Pump _____
 Suction Pump _____
 Grundfos _____
 Other: _____

Sampling Equipment:

Disposable Bailer _____
 Pressure Bailer _____
 Discrete Bailer _____
 Other: _____

Time Started: _____ (2400 hrs)
 Time Completed: _____ (2400 hrs)
 Depth to Product: _____ ft
 Depth to Water: _____ ft
 Hydrocarbon Thickness: 0 ft
 Visual Confirmation/Description: _____

Skimmer / Absorbant Sock (circle one)
 Amt Removed from Skimmer: _____ gal
 Amt Removed from Well: _____ gal
 Water Removed: _____
 Product Transferred to: _____

Start Time (purge): _____ Weather Conditions: _____
 Sample Time/Date: 1 Water Color: _____ Odor: _____
 Purging Flow Rate: _____ gpm. Sediment Description: _____
 Did well de-water? _____ If yes, Time: _____ Volume: _____ gal.

Time (2400 hr.)	Volume (gal.)	pH	Conductivity ($\mu\text{mhos/cm}$)	Temperature (C / F)	D.O. (mg/L)	ORP (mV)
_____	_____	_____	_____	_____	_____	_____
_____	_____	_____	_____	_____	_____	_____
_____	_____	_____	_____	_____	_____	_____
_____	_____	_____	_____	_____	_____	_____

LABORATORY INFORMATION

SAMPLE ID	(#) CONTAINER	REFRIG.	PRESERV. TYPE	LABORATORY	ANALYSES
MW-					

COMMENTS: GAUGE ONLY

Add/Replaced Lock: _____ Add/Replaced Plug: _____ Size: _____



GETTLER - RYAN INC.

WELL MONITORING/SAMPLING FIELD DATA SHEET

Client/Facility #: Chevron #9-3600
 Site Address: 2200 Telegraph Avenue
 City: Oakland, CA

Job Number: 386895
 Event Date: 11-26-07 (inclusive)
 Sampler: Joe

Well ID: MW-2
 Well Diameter: 2 in.
 Total Depth: 20.20 ft.
 Depth to Water: 11.31 ft.

Date Monitored: 11-26-07 Well Condition: See WCSS

Volume	3/4"= 0.02	1"= 0.04	2"= 0.17	3"= 0.38
Factor (VF)	4"= 0.66	5"= 1.02	6"= 1.50	12"= 5.80

xVF _____ = _____ x: x3 case volume= Estimated Purge Volume: _____ gal.
 Check if water column is less that 0.50 ft.

Purge Equipment:

Disposable Bailer _____
 Stainless Steel Bailer _____
 Stack Pump _____
 Suction Pump _____
 Grundfos _____
 Other: _____

Sampling Equipment:

Disposable Bailer _____
 Pressure Bailer _____
 Discrete Bailer _____
 Other: _____

Time Started: _____ (2400 hrs)
 Time Completed: _____ (2400 hrs)
 Depth to Product: _____ ft
 Depth to Water: _____ ft
 Hydrocarbon Thickness: 0 ft
 Visual Confirmation/Description: _____

Skimmer / Absorbant Sock (circle one)
 Amt Removed from Skimmer: _____ gal
 Amt Removed from Well: _____ gal
 Water Removed: _____
 Product Transferred to: _____

Start Time (purge): _____ Weather Conditions: _____
 Sample Time/Date: 1 Water Color: _____ Odor: _____
 Purging Flow Rate: _____ gpm. Sediment Description: _____
 Did well de-water? _____ If yes, Time: _____ Volume: _____ gal.

Time (2400 hr.)	Volume (gal.)	pH	Conductivity (u mhos/cm)	Temperature (C / F)	D.O. (mg/L)	ORP (mV)
_____	_____	_____	_____	_____	_____	_____
_____	_____	_____	_____	_____	_____	_____
_____	_____	_____	_____	_____	_____	_____
_____	_____	_____	_____	_____	_____	_____

LABORATORY INFORMATION

SAMPLE ID	(#) CONTAINER	REFRIG.	PRESERV. TYPE	LABORATORY	ANALYSES
MW-					

COMMENTS: GAUGE ONLY

Add/Replaced Lock: _____ Add/Replaced Plug: _____ Size: _____



GETTLER-RYAN INC.

WELL MONITORING/SAMPLING FIELD DATA SHEET

Client/Facility #: Chevron #9-3600 Job Number: 386895
 Site Address: 2200 Telegraph Avenue Event Date: 11-26-07 (inclusive)
 City: Oakland, CA Sampler: SPC

Well ID: MW-3 Date Monitored: 11-26-07 Well Condition: See Well Log
 Well Diameter: 2 in.
 Total Depth: 20.13 ft.
 Depth to Water: 11.35 ft.

Volume	3/4"= 0.02	1"= 0.04	2"= 0.17	3"= 0.38
Factor (VF)	4"= 0.66	5"= 1.02	6"= 1.50	12"= 5.80

 xVF = x3 case volume= Estimated Purge Volume: gal.
 Check if water column is less than 0.50 ft.

Purge Equipment:
 Disposable Bailer _____
 Stainless Steel Bailer _____
 Stack Pump _____
 Suction Pump _____
 Grundfos _____
 Other: _____

Sampling Equipment:
 Disposable Bailer _____
 Pressure Bailer _____
 Discrete Bailer _____
 Other: _____

Time Started: _____ (2400 hrs)
 Time Completed: _____ (2400 hrs)
 Depth to Product: _____ ft
 Depth to Water: _____ ft
 Hydrocarbon Thickness: _____ ft
 Visual Confirmation/Description: _____
 Skimmer / Absorbant Sock (circle one)
 Amt Removed from Skimmer: _____ gal
 Amt Removed from Well: _____ gal
 Water Removed: _____
 Product Transferred to: _____

Start Time (purge): _____ Weather Conditions: _____
 Sample Time/Date: / Water Color: _____ Odor: _____
 Purging Flow Rate: _____ gpm. Sediment Description: _____
 Did well de-water? _____ If yes, Time: _____ Volume: _____ gal.

Time (2400 hr.)	Volume (gal.)	pH	Conductivity (µmhos/cm)	Temperature (C / F)	D.O. (mg/L)	ORP (mV)
_____	_____	_____	_____	_____	_____	_____
_____	_____	_____	_____	_____	_____	_____
_____	_____	_____	_____	_____	_____	_____
_____	_____	_____	_____	_____	_____	_____

LABORATORY INFORMATION

SAMPLE ID	(#) CONTAINER	REFRIG.	PRESERV. TYPE	LABORATORY	ANALYSES
MW-					

COMMENTS: GAUGE ONLY

Add/Replaced Lock: _____ Add/Replaced Plug: _____ Size: _____