



November 18, 1995

Chevron U.S.A. Products Company
6001 Bollinger Canyon Rd., Bldg L
P O. Box 5004
San Ramon, CA 94583-0804

Ms Juliet Shin
Alameda County Health Care Services
Department of Environmental Health
1131 Harbor Bay Parkway, Suite 250
Alameda, CA 94502-6577

Mark A. Miller
SAR Engineer
Phone No 510 842-8134
Fax No. 510 842-8252

**Re: Former Chevron Service Station #9-5630
997 Grant Avenue, San Lorenzo, CA**

Dear Ms. Shin:

Enclosed is the Third Quarter Groundwater Monitoring Report dated October 20, 1995, prepared by our consultant Blaine Tech Services, Inc. for the above referenced site. As indicated in the report, ground water samples collected were analyzed for total petroleum hydrocarbons as gasoline (TPH-G) and BTEX. Monitor well C-3 could not be located during two visits to the site and is presumed damaged and lost.

Concentrations of hydrocarbons present were generally low or below method detection limits. Depth to ground water was measured at approximately 7.8 to 13.7 feet below grade and the direction of flow is to the west-southwest.

Chevron's Research and Technology Company has recently completed the risk screen and we anticipate forwarding this document to your office shortly.

If you have any question or comments, please feel free to contact me at (510) 842-8134.

Sincerely,
CHEVRON U.S.A. PRODUCTS COMPANY

Mark A. Miller
Site Assessment and Remediation Engineer

cc: Ms. B.C. Owen

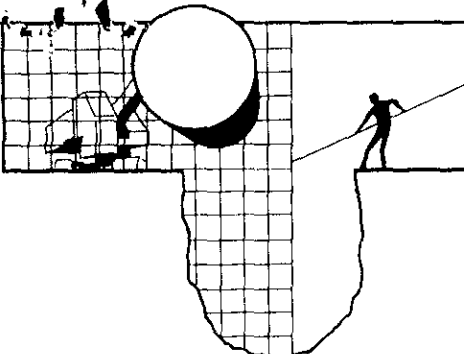
Mr. Darryl Snow, Geraghty & Miller - Richmond

Ms. Juliet Shin
November 18, 1995
Page 2

Mr. Curtis Peck, CRTC

Mr. Lawrence E. Cogan
Ware & Freidenrich
400 Hamilton Avenue
Palo Alto, CA 94301

Mr. Michael Meniktas
Meniktas & Associates
3440 Lakeshore Avenue, Suite 206
Oakland, CA 94610



BLAINE TECH SERVICES INC.

985 TIMOTHY DRIVE
SAN JOSE, CA 95133
(408) 995-5535
FAX (408) 293-8773

October 20, 1995

Thomas Bauhs
Chevron U.S.A. Products Company
P.O. Box 5004
San Ramon, CA 94583-0804

3rd Quarter 1995 Monitoring at 9-5630

Third Quarter 1995 Groundwater Monitoring at
Chevron Service Station Number 9-5630
997 Grant Avenue
San Lorenzo, CA

Monitoring Performed on September 13, 1995

Groundwater Sampling Report 950913-T-1

This report covers the routine quarterly monitoring of groundwater wells at this Chevron facility. Blaine Tech Services, Inc.'s work at the site includes inspection, gauging, evacuation, purgewater containment, sample collection and sample handling in accordance with standard procedures that conform to Regional Water Quality Control Board requirements.

Routine field data collection includes depth to water, total well depth, thickness of any separate immiscible layer, water column volume, calculated volume of a three-case volume purge, elapsed evacuation time, total volume of water removed, and standard water parameter instrument readings. Sample material is collected, contained, stored, and transported to the laboratory in conformance with EPA standards. Purgewater is, likewise, collected and transported to Chevron's Richmond Refinery for disposal.


Basic field information is presented alongside analytical values excerpted from the laboratory report in the cumulative table of **WELL DATA AND ANALYTICAL RESULTS**. The full analytical report for the most recent samples is located in the **Analytical Appendix**. The table also contains new groundwater elevation calculations taken from the computer plotted gradient map which is located in the **Professional Engineering Appendix**.

At a minimum, Blaine Tech Services, Inc. field personnel are certified upon completion of a forty-hour Hazardous Materials and Emergency Response training course per 29 CFR 1910.120. Field personnel are also enrolled in annual eight hour refresher courses.

Blaine Tech Services, Inc. conducts sampling and documentation assignments of this type as an independent third party. In order to avoid compromising the objectivity necessary for the proper and disinterested performance of this work, Blaine Tech Services, Inc. concentrates on objective data collection and does not participate in the interpretation of analytical results, the definition of geological or hydrological conditions, the formulation of recommendations, or the marketing of remedial systems.

Please call if you have any questions.

Yours truly,

A handwritten signature in black ink, appearing to read "James Keller". The signature is written in a cursive style with a large, looping initial "J".

James Keller
Vice President

JPK/dk

attachments: Professional Engineering Appendix
Cumulative Table of Well Data and Analytical Results
Analytical Appendix
Field Data Sheets

Professional Engineering Appendix



GEOCONSULTANTS, INC.

*Engineering Geology • Hydrogeology
Ground-Water Exploration & Development
Ground Water Resource Management*

1450 Koll Circle, Suite 114
San Jose, California 95112
Telephone: (408) 453-2541
Fax (408) 453-2543

October 12, 1995
Project No. G758-09

Mr. Richard Blaine
Blaine Tech Services, Inc.
985 Timothy Drive
San Jose, CA 95133

**RE: GROUND-WATER ELEVATION CONTOUR MAP
FORMER CHEVRON SERVICE STATION NO. 9-5630
997 GRANT AVENUE
SAN LORENZO, CALIFORNIA**


Dear Mr. Blaine:

In accordance with your request, we have prepared a map showing the most recent ground-water elevation contours at this site. The depth to the water table was measured in the monitoring wells by Blaine Tech Services, Inc. on September 13, 1995. The ground-water elevation contours extrapolation and the general direction of the ground-water flow indicated are to be considered only approximate in nature.

If you have any questions regarding the map, please call.

Very truly yours,

GEOCONSULTANTS, INC.



John K. Hofer
Engineering Geologist, EG-1065

JKH:dw
(CH5630.995)

Table of Well Data and Analytical Results

Cumulative Table of Well Data and Analytical Results

Vertical Measurements are in feet.

Analytical results are in parts per billion (ppb)

DATE	Well Head Elev.	Ground Water Elev.	Depth To Water	Notes	TPH-Gasoline	Benzene	Toluene	Ethyl-Benzene	Xylene	TOG
C-1										
12/05/90	24.08	11.64	12.44	--	<50	<0.5	<0.5	<0.5	<0.5	<5000
09/06/91	23.88	10.68	13.20	--	<50	<0.5	<0.5	<0.5	<0.5	--
12/04/91	23.88	12.17	11.71	--	<50	<0.5	<0.5	<0.5	<0.5	--
04/02/92	23.88	14.45	9.43	--	<50	<0.5	<0.5	<0.5	<0.5	<5000
06/03/92	23.88	13.74	10.14	--	<50	1.4	1.5	0.6	3.0	--
09/02/92	23.88	12.09	11.79	--	<50	<0.5	<0.5	<0.5	<0.5	--
12/01/92	23.88	12.10	11.78	--	<50	0.6	3.5	0.7	3.4	--
03/23/93	23.88	15.94	7.94	--	<250	13	8.7	<2.5	10	--
06/15/93	23.88	14.49	9.39	--	74	1.4	5.2	1.6	11	--
09/07/93	23.88	13.16	10.72	--	<50	<0.5	<0.5	<0.5	<1.5	--
11/30/94	23.88	14.80	9.08	--	--	--	--	--	--	--
02/01/95	23.88	16.57	7.31	--	--	--	--	--	--	--
09/13/95	23.88	13.86	10.02	--	<50	<0.5	<0.5	<0.5	<0.5	--
C-2										
12/05/90	22.69	11.39	11.30	--	<50	0.7	<0.5	<0.5	0.5	--
09/06/91	21.54	10.54	11.00	--	<50	1.3	0.6	0.7	1.5	--
12/04/91	21.54	12.16	9.38	--	--	--	--	--	--	--
04/02/92	21.54	14.21	7.33	--	<50	<0.5	<0.5	<0.5	<0.5	--
06/03/92	21.54	12.55	8.99	--	180	12	13	7.9	21	--
09/02/92	21.54	11.95	9.59	--	630	14	30	18	54	--
12/01/92	21.54	11.96	9.58	--	1000	47	83	51	150	--
03/23/93	21.54	15.24	6.30	--	80	5.0	7.9	6.0	18	--
06/15/93	21.54	14.27	7.27	--	220	9.0	16	12	37	--
09/07/93	21.54	12.99	8.55	--	200	13	21	15	43	--
09/13/95	21.54	7.86	13.68	--	<50	<0.5	0.60	0.84	2.3	--

Cumulative Table of Well Data and Analytical Results

Vertical Measurements are in feet.

Analytical results are in parts per billion (ppb)

DATE	Well Head Elev.	Ground Water Elev.	Depth To Water	Notes	TPH-Gasoline	Benzene	Toluene	Ethyl-Benzene	Xylene	TOG
C-3										
12/05/90	23.45	11.70	11.75	--	<50	1.0	0.7	<0.5	<0.5	--
09/06/91	22.40	10.78	11.62	--	1100	150	0.6	51	1.9	--
12/04/91	22.40	12.26	10.14	--	89	<0.5	<0.5	0.7	0.6	--
04/02/92	22.40	14.33	8.07	--	60	2.1	1.3	1.1	3.2	--
06/03/92	22.40	13.77	8.63	--	7600	94	86	26	89	--
09/02/92	22.40	12.10	10.30	--	<50	<0.5	<0.5	<0.5	0.9	--
12/01/92	22.40	12.16	10.24	--	54	0.8	5.7	1.1	5.9	--
03/23/93	22.40	15.57	6.83	--	<50	1.1	1.4	<0.5	1.7	--
06/15/93	22.40	14.45	7.95	--	67	1.3	3.9	1.1	7.8	--
09/07/93	22.40	--	--	Inaccessible	--	--	--	--	--	--
09/13/95	22.40	--	--	Inaccessible	--	--	--	--	--	--
C-4										
12/05/90	23.32	11.47	11.85	--	<50	4.0	2.0	0.7	3.0	--
09/06/91	--	--	--	Well destroyed	--	--	--	--	--	--
C-5										
02/16/93	22.01	15.37	6.64	--	<50	<0.5	<0.5	<0.5	<0.5	--
03/23/93	22.01	15.41	6.60	--	<50	1.5	0.9	<0.5	<1.5	--
06/15/93	22.01	13.91	8.10	--	70	0.7	1.7	<0.5	2.8	--
09/07/93	22.01	12.61	9.40	--	<50	<0.5	<0.5	<0.5	<1.5	--
11/30/94	22.01	14.25	7.76	--	<50	<0.5	<0.5	<0.5	<0.5	--
02/01/95	22.01	15.94	6.07	--	<50	<0.5	<0.5	<0.5	<0.5	--
09/13/95	22.01	13.29	8.72	--	<50	<0.5	<0.5	<0.5	<0.5	--

Cumulative Table of Well Data and Analytical Results

Vertical Measurements are in feet.

Analytical results are in parts per billion (ppb)

DATE	Well Head Elev.	Ground Water Elev.	Depth To Water	Notes	TPH-Gasoline	Benzene	Toluene	Ethyl-Benzene	Xylene	TOG
C-6										
08/17/94	21.42	5.40	16.02	--	430	0.7	2.7	<0.5	28	--
11/30/94	21.42	14.16	7.26	--	610	2.1	0.57	30	14	--
02/01/95	21.42	14.77	6.65	--	210	<0.5	<0.5	<0.5	0.94	--
09/13/95	21.42	13.64	7.78	--	860	4.6	<0.5	40	0.52	--
C-7										
08/17/94	23.21	13.14	10.07	--	<50	<0.5	<0.5	<0.5	<0.5	--
11/30/94	23.21	14.73	8.48	--	<50	<0.5	<0.5	<0.5	<0.5	--
02/01/95	23.21	15.99	7.22	--	<50	<0.5	<0.5	<0.5	<0.5	--
09/13/95	23.21	13.71	9.50	--	<50	<0.5	<0.5	<0.5	<0.5	--
BAILER BLANK										
09/06/91	--	--	--	--	<50	<0.5	<0.5	<0.5	<0.5	--
12/04/91	--	--	--	--	<50	<0.5	<0.5	<0.5	<0.5	--
04/02/92	--	--	--	--	<50	<0.5	<0.5	<0.5	<0.5	--
06/03/92	--	--	--	--	<50	<0.5	<0.5	<0.5	<0.5	--
09/02/92	--	--	--	--	<50	<0.5	<0.5	<0.5	0.4	--
12/01/92	--	--	--	--	<50	<0.5	<0.5	<0.5	<0.5	--
03/23/93	--	--	--	--	<50	<0.5	<0.5	<0.5	<0.5	--
06/15/93	--	--	--	--	<50	<0.5	<0.5	<0.5	<1.5	--
09/07/93	--	--	--	--	<50	<0.5	<0.5	<0.5	<1.5	--

Cumulative Table of Well Data and Analytical Results

Vertical Measurements are in feet.

Analytical results are in parts per billion (ppb)

DATE	Well Head Elev.	Ground Water Elev.	Depth To Water	Notes	TPH-Gasoline	Benzene	Toluene	Ethyl-Benzene	Xylene	TOG
TRIP BLANK										
12/05/90	--	--	--	--	<50	<0.5	<0.5	<0.5	<0.5	--
09/06/91	--	--	--	--	<50	<0.5	<0.5	<0.5	<0.5	--
12/04/91	--	--	--	--	<50	<0.5	<0.5	<0.5	<0.5	--
04/02/92	--	--	--	--	<50	<0.5	<0.5	<0.5	<0.5	--
06/03/92	--	--	--	--	<50	<0.5	<0.5	<0.5	<0.5	--
09/02/92	--	--	--	--	<50	<0.5	<0.5	<0.5	<0.5	--
12/01/92	--	--	--	--	<50	<0.5	<0.5	<0.5	<0.5	--
03/23/93	--	--	--	--	<50	<0.5	<0.5	<0.5	<0.5	--
06/15/93	--	--	--	--	<50	<0.5	<0.5	<0.5	<1.5	--
09/07/93	--	--	--	--	<50	<0.5	<0.5	<0.5	<1.5	--
11/30/94	--	--	--	--	<50	<0.5	<0.5	<0.5	<0.5	--
02/01/95	--	--	--	--	<50	<0.5	<0.5	<0.5	<0.5	--
09/13/95	--	--	--	--	<50	<0.5	<0.5	<0.5	<0.5	--

Note: Blaine Tech Services, Inc. began routine monitoring of the groundwater wells at this site on September 13, 1995. Earlier field data and analytical results are drawn from the March 1, 1995 Sierra Environmental Services report.

ABBREVIATIONS:

TPH = Total Petroleum Hydrocarbons

ND = Not detected at or above the minimum quantitation limit. See laboratory reports for minimum quantitation limits.

TOG = Total Oil & Grease

Analytical Appendix



Blaine Technical Services	Client Proj. ID: Chevron 9-5630/950913-T1	Sampled: 09/13/95
985 Timothy Drive	Sample Descript: C1	Received: 09/14/95
San Jose, CA 95133	Matrix: LIQUID	
Attention: Jim Keller	Analysis Method: 8015Mod/8020	Analyzed: 09/17/95
	Lab Number: 9509821-01	Reported: 09/20/95


QC Batch Number: GC091795BTEX03A
Instrument ID: GCHP03

Total Purgeable Petroleum Hydrocarbons (TPPH) with BTEX

Analyte	Detection Limit ug/L	Sample Results ug/L
TPPH as Gas	50	N.D.
Benzene	0.50	N.D.
Toluene	0.50	N.D.
Ethyl Benzene	0.50	N.D.
Xylenes (Total)	0.50	N.D.
Chromatogram Pattern:		
Surrogates	Control Limits %	% Recovery
Trifluorotoluene	70 130	91

Analytes reported as N.D. were not present above the stated limit of detection.

SEQUOIA ANALYTICAL - ELAP #1210



Peggy Penner
Project Manager





Blaine Technical Services
985 Timothy Drive
San Jose, CA 95133

Client Proj. ID: Chevron 9-5630/950913-T1
Sample Descript: C2
Matrix: LIQUID
Analysis Method: 8015Mod/8020
Lab Number: 9509821-02

Sampled: 09/13/95
Received: 09/14/95
Analyzed: 09/17/95
Reported: 09/20/95

Attention: Jim Keller

QC Batch Number: GC091795BTEX03A
Instrument ID: GCHP03

Total Purgeable Petroleum Hydrocarbons (TPPH) with BTEX

Analyte	Detection Limit ug/L	Sample Results ug/L
TPPH as Gas	50	N.D.
Benzene	0.50	N.D.
Toluene	0.50	0.60
Ethyl Benzene	0.50	0.84
Xylenes (Total)	0.50	2.3
Chromatogram Pattern:		
Surrogates	Control Limits %	% Recovery
Trifluorotoluene	70 130	91

Analytes reported as N.D. were not present above the stated limit of detection.

SEQUOIA ANALYTICAL - ELAP #1210

Peggy Penner
Project Manager





Blaine Technical Services
985 Timothy Drive
San Jose, CA 95133

Client Proj. ID: Chevron 9-5630/950913-T1
Sample Descript: C5
Matrix: LIQUID
Analysis Method: 8015Mod/8020
Lab Number: 9509821-03

Sampled: 09/13/95
Received: 09/14/95
Analyzed: 09/17/95
Reported: 09/20/95

QC Batch Number: GC091795BTEX03A
Instrument ID: GCHP03

Total Purgeable Petroleum Hydrocarbons (TPPH) with BTEX

Analyte	Detection Limit ug/L	Sample Results ug/L
TPPH as Gas	50	N.D.
Benzene	0.50	N.D.
Toluene	0.50	N.D.
Ethyl Benzene	0.50	N.D.
Xylenes (Total)	0.50	N.D.
Chromatogram Pattern:		
Surrogates	Control Limits %	% Recovery
Trifluorotoluene	70 130	89

Analytes reported as N.D. were not present above the stated limit of detection.

SEQUOIA ANALYTICAL - ELAP #1210

Peggy Penner
Project Manager





Blaine Technical Services 985 Timothy Drive San Jose, CA 95133	Client Proj. ID: Chevron 9-5630/950913-T1 Sample Descript: C6 Matrix: LIQUID Analysis Method: 8015Mod/8020 Lab Number: 9509821-04	Sampled: 09/13/95 Received: 09/14/95 Analyzed: 09/17/95 Reported: 09/20/95
QC Batch Number: GC091795BTEX03A		
Instrument ID: GCHP03		


Total Purgeable Petroleum Hydrocarbons (TPPH) with BTEX

Analyte	Detection Limit ug/L	Sample Results ug/L
TPPH as Gas	50	860
Benzene	0.50	4.6
Toluene	0.50	N.D.
Ethyl Benzene	0.50	40
Xylenes (Total)	0.50	0.52
Chromatogram Pattern:		Gas

Surrogates	Control Limits %	% Recovery
Trifluorotoluene	70 130	105

Analytes reported as N.D. were not present above the stated limit of detection.

SEQUOIA ANALYTICAL - ELAP #1210



 Peggy Penner
 Project Manager





Blaine Technical Services
985 Timothy Drive
San Jose, CA 95133

Attention: Jim Keller

Client Proj. ID: Chevron 9-5630/950913-T1
Sample Descript: C7
Matrix: LIQUID
Analysis Method: 8015Mod/8020
Lab Number: 9509821-05

Sampled: 09/13/95
Received: 09/14/95

Analyzed: 09/17/95
Reported: 09/20/95


QC Batch Number: GC091795BTEX03A
Instrument ID: GCHP03

Total Purgeable Petroleum Hydrocarbons (TPPH) with BTEX

Analyte	Detection Limit ug/L	Sample Results ug/L
TPPH as Gas	50	N.D.
Benzene	0.50	N.D.
Toluene	0.50	N.D.
Ethyl Benzene	0.50	N.D.
Xylenes (Total)	0.50	N.D.
Chromatogram Pattern:		
Surrogates	Control Limits %	% Recovery
Trifluorotoluene	70 130	86

Analytes reported as N.D. were not present above the stated limit of detection.

SEQUOIA ANALYTICAL - ELAP #1210


Peggy Penner
Project Manager





Blaine Technical Services
985 Timothy Drive
San Jose, CA 95133

Client Proj. ID: Chevron 9-5630/950913-T1
Sample Descript: TB
Matrix: LIQUID
Analysis Method: 8015Mod/8020
Lab Number: 9509821-06

Sampled: 09/13/95
Received: 09/14/95
Analyzed: 09/17/95
Reported: 09/20/95

Attention: Jim Keller

QC Batch Number: GC091795BTEX03A
Instrument ID: GCHP03

Total Purgeable Petroleum Hydrocarbons (TPPH) with BTEX

Analyte	Detection Limit ug/L	Sample Results ug/L
TPPH as Gas	50	N.D.
Benzene	0.50	N.D.
Toluene	0.50	N.D.
Ethyl Benzene	0.50	N.D.
Xylenes (Total)	0.50	N.D.
Chromatogram Pattern:		
Surrogates	Control Limits %	% Recovery
Trifluorotoluene	70 130	81

Analytes reported as N.D. were not present above the stated limit of detection.

SEQUOIA ANALYTICAL - ELAP #1210

Peggy Penner
Project Manager





**Sequoia
Analytical**

680 Chesapeake Drive
404 N. Wiget Lane
819 Striker Avenue, Suite 8

Redwood City, CA 94063
Walnut Creek, CA 94598
Sacramento, CA 95834

(415) 364-9600
(510) 988-9600
(916) 921-9600

FAX (415) 364-9233
FAX (510) 988-9673
FAX (916) 921-0100

Blaine Technical Services
985 Timothy Drive
San Jose, CA 95133
Attention: Jim Keller

Client Proj. ID: Chevron 9-5630/950913-T1

Received: 09/14/95

Lab Proj. ID: 9509821

Reported: 09/20/95

LABORATORY NARRATIVE

No issues.

SEQUOIA ANALYTICAL

Peggy Penner
Project Manager





Blaine Tech Services, Inc.
985 Timothy Drive
San Jose, CA 95133
Attention: Jim Keller

Client Project ID: **Chevron 9-5630/950913-T1**
Matrix: **Liquid**

Work Order #: **9509821 -01-06**

Reported: **Sep 20, 1995**

QUALITY CONTROL DATA REPORT

Analyte:	Benzene	Toluene	Ethyl Benzene	Xylenes
QC Batch#:	GC091795BTEX03A	GC091795BTEX03A	GC091795BTEX03A	GC091795BTEX03A
Analy. Method:	EPA 8020	EPA 8020	EPA 8020	EPA 8020
Prep. Method:	EPA 5030	EPA 5030	EPA 5030	EPA 5030

Analyst:	J. Woo	J. Woo	J. Woo	J. Woo
MS/MSD #:	950867902	950867902	950867902	950867902
Sample Conc.:	N.D.	N.D.	N.D.	N.D.
Prepared Date:	9/17/95	9/17/95	9/17/95	9/17/95
Analyzed Date:	9/17/95	9/17/95	9/17/95	9/17/95
Instrument I.D.#:	GCHP3	GCHP3	GCHP3	GCHP3
Conc. Spiked:	10 µg/L	10 µg/L	10 µg/L	30 µg/L
Result:	9.5	9.4	9.2	26
MS % Recovery:	95	94	92	87
Dup. Result:	9.3	9.3	9.3	26
MSD % Recov.:	93	93	93	87
RPD:	2.1	1.1	1.1	0.0
RPD Limit:	0-50	0-50	0-50	0-50

LCS #:	-	-	-	-
Prepared Date:	-	-	-	-
Analyzed Date:	-	-	-	-
Instrument I.D.#:	-	-	-	-
Conc. Spiked:	-	-	-	-
LCS Result:	-	-	-	-
LCS % Recov.:	-	-	-	-

MS/MSD LCS Control Limits	71-133	72-128	72-130	71-120
---------------------------	--------	--------	--------	--------

Please Note:

The LCS is a control sample of known, interferent-free matrix that is analyzed using the same reagents, preparation, and analytical methods employed for the samples. The matrix spike is an aliquot of sample fortified with known quantities of specific compounds and subjected to the entire analytical procedure. If the recovery of analytes from the matrix spike does not fall within specified control limits due to matrix interference, the LCS recovery is to be used to validate the batch.

SEQUOIA ANALYTICAL

Peggy Penner
Project Manager

** MS= Matrix Spike, MSD=MS Duplicate, RPD=Relative % Difference

9509821.BLA <1>



Fax copy of Lab Report and COC to Chevron Contact: Yes No

Chain-of-Custody-Record

Chevron U.S.A. Inc.
P.O. BOX 5004
San Ramon, CA 94583
FAX (415)842-9591

Chevron Facility Number 9-5630
Facility Address 997 Grant Ave., San Leandro, CA
Consultant Project Number 950913-T1
Consultant Name Blaine Tech Services, Inc.
Address 985 Timothy Dr., San Jose, CA 95133
Project Contact (Name) Jim Keller
(Phone) 408 995-5535 (Fax Number) 408 293-8773

Chevron Contact (Name) Mark Miller
(Phone) (510) 842-8134
Laboratory Name Sequoia
Laboratory Release Number 2268280
Samples Collected by (Name) Mike Toll
Collection Date 9-13-95
Signature m/idealk

Sample Number	Lab Sample Number	Number of Containers	Matrix S = Soil W = Water A = Air C = Charcoal	Type G = Grab C = Composite D = Discrete	Time	Sample Preservation	Iced (Yes or No)	Analyses To Be Performed											DO NOT BILL FOR TB-LB Remarks			
								BTEX + TPH GUS (8020 + 8015)	TPH Diesel (8015)	Oil and Grease (5520)	Purgeable Halocarbons (8010)	Purgeable Aromatics (8020)	Purgeable Organics (8240)	Extractable Organics (8270)	Metals Cd, Cr, Pb, Zn, Ni (ICAP or AA)							
c1	01	3	W		11:50	HCL	Y	X														<u>9509821</u> 5-DAY TAT-ALL SAMPLES FAX RESULTS TO MARK MILLER @ WSA ASAP FAX (510) 842 8252
c2	02	3	W		12:20	HCL	Y	X														
c5	03	3	W		11:10	HCL	Y	X														
c6	04	3	W		12:35	HCL	Y	X														
c7	05	3	W		11:30	HCL	Y	X														
TB	06	2	W			HCL	Y	X														

Analyzed By (Signature)

Mike Toll

Organization

BTS

Date/Time

*9-14-95
10:40*

Received By (Signature)

SK

Organization

SEQ

Date/Time

*9-14-95
10:40A*

Turn Around Time (Circle Choice)

24 Hrs.

48 Hrs.

5 Days

[Signature]

Received By (Signature)

SK

Organization

Date/Time

*9-14-95
11:45*

Received By (Signature)

[Signature]

Organization

Sequoia

Date/Time

9/14/95 11:57

Received By (Signature)

Organization

Date/Time

Received For Laboratory By (Signature)

Sequoia

Date/Time

9/14/95 11:57

[Signature]

Field Data Sheets

CHEVRON WELL MONITORING DATA SHEET

Project #: 950913-T1	Station #: 9-5630
Sampler: MT	Start Date: 9/13
Well I.D.: C1	Well Diameter: (circle one) <input checked="" type="radio"/> 3 <input type="radio"/> 4 <input type="radio"/> 6
Total Well Depth: Before 27.40 After	Depth to Water: Before 10.02 After
Depth to Free Product:	Thickness of Free Product (feet):
Measurements referenced to:	<input checked="" type="radio"/> PVC <input type="radio"/> Grade <input type="radio"/> Other:

Well Diameter	VCF	Well Diameter	VCF
1"	0.04	6"	1.47
2"	0.16	8"	2.61
3"	0.37	10"	4.08
4"	0.65	12"	5.87
5"	1.02	16"	10.43

<u>2.8</u>	x	<u>3</u>	=	<u>8.4</u>
1 Case Volume		Specified Volumes		gallons

Purging: Bailer
 Disposable Bailer *
 Middleburg
 Electric Submersible
 Extraction Pump.
 Other _____

Sampling: Bailer
 Disposable Bailer ↓
 Extraction Port
 Other _____

TIME	TEMP. (F)	PH	COND.	TURBIDITY:	VOLUME REMOVED:	OBSERVATIONS:
11:45	69.0	7.7	1100	-	3	
11:47	68.6	7.4	1200	-	5	
11:49	70.6	7.4	1200	-	8.5	

Did Well Dewater? NO If yes, gals. Gallons Actually Evacuated: 8.5

Sampling Time: 11:50 Sampling Date: 9/13

Sample I.D.: C1 Laboratory: SEK

Analyzed for: TPH-G BTEX TPH-D OTHER:

(Circle)

Duplicate I.D.: Cleaning Blank I.D.:

Analyzed for: TPH-G BTEX TPH-D OTHER:

(Circle)

CHEVRON WELL MONITORING DATA SHEET

Project #: 950913-T1	Station #: 9-5630
Sampler: MT	Start Date: 9/13
Well I.D.: C2	Well Diameter: (circle one) ② 3 4 6
Total Well Depth: Before 24.62 After	Depth to Water: Before 7.86 After
Depth to Free Product:	Thickness of Free Product (feet):
Measurements referenced to: <u>PVC</u>	Grade Other:

Well Diameter	VCF	Well Diameter	VCF
1"	0.04	6"	1.47
2"	0.16	8"	2.61
3"	0.37	10"	4.08
4"	0.65	12"	5.87
5"	1.02	16"	10.43

2.7	x	3	=	81	gallons
1 Case Volume		Specified Volumes			

Purging: Bailer
 Disposable Bailer
 Middleburg
 Electric Submersible
 Extraction Pump
 Other _____

Sampling: Bailer
 Disposable Bailer
 Extraction Port
 Other _____

TIME	TEMP. (F)	pH	COND.	TURBIDITY:	VOLUME REMOVED:	OBSERVATIONS:
12:10	77.4	7.4	1150	-	3	
12:13	74.2	7.4	1050	-	5	
12:17	86.0	7.4	1600	-	8.5	

Did Well Dewater? NO If yes, gals. Gallons Actually Evacuated: 8.5

Sampling Time: 12:20 Sampling Date: 9/13

Sample I.D.: C2 Laboratory: SEQ

Analyzed for: TPH-G BTEX TPH-D OTHER:

(Circle)

Duplicate I.D.: Cleaning Blank I.D.:

Analyzed for: TPH-G BTEX TPH-D OTHER:

(Circle)

CHEVRON WELL MONITORING DATA SHEET

Project #: 950913-T	Station #: 9-5630
Sampler: MT	Start Date: 9/13
Well I.D.: C5	Well Diameter: (circle one) <input checked="" type="radio"/> 3 <input type="radio"/> 4 <input type="radio"/> 6
Total Well Depth: Before 18.87 After	Depth to Water: Before 8.72 After
Depth to Free Product:	Thickness of Free Product (feet):
Measurements referenced to: <u>EVC</u>	Grade Other:

Well Diameter	VCF	Well Diameter	VCF
1"	0.04	6"	1.47
2"	0.16	8"	2.61
3"	0.37	10"	4.08
4"	0.65	12"	5.87
5"	1.02	16"	10.43

$$\frac{1.6}{1 \text{ Case Volume}} \times \frac{3}{\text{Specified Volumes}} = \frac{4.8}{\text{gallons}}$$

Purging: Bailer
 Disposable Bailer
 Middleburg
 Electric Submersible
 Extraction Pump
 Other _____

Sampling: Bailer
 Disposable Bailer
 Extraction Port
 Other _____

TIME	TEMP. (F)	PH	COND.	TURBIDITY:	VOLUME REMOVED:	OBSERVATIONS:
11:02	68.6	8.6	1200	-	2	
11:04	59.8	7.5	1100	-	3	
11:06	60.8	7.2	1100	-	5	

Did Well Dewater? No If yes, gals. Gallons Actually Evacuated: 5

Sampling Time: 11:10 Sampling Date: 9/13

Sample I.D.: C5 Laboratory: SER

Analyzed for: TPH-G BTEX TPH-D OTHER:

(Circle)

Duplicate I.D.: Cleaning Blank I.D.:

Analyzed for: TPH-G BTEX TPH-D OTHER:

(Circle)

CHEVRON WELL MONITORING DATA SHEET

Project #: <u>950913-T1</u>	Station #: <u>9-5630</u>
Sampler: <u>WT</u>	Start Date: <u>9/13</u>
Well I.D.: <u>CL</u>	Well Diameter: (circle one) <u>2</u> 3 4 6
Total Well Depth: Before <u>17.92</u> After	Depth to Water: Before <u>7.78</u> After
Depth to Free Product:	Thickness of Free Product (feet):
Measurements referenced to: <u>FVO</u>	Grade Other:

Well Diameter	VCF	Well Diameter	VCF
1"	0.04	6"	1.47
2"	0.16	8"	2.61
3"	0.37	10"	4.08
4"	0.65	12"	5.87
5"	1.02	16"	10.43

$$\frac{1.6}{1 \text{ Case Volume}} \times \frac{3}{\text{Specified Volumes}} = \frac{4.8}{\text{gallons}}$$

Purging: Bailer
 Disposable Bailer
 Middleburg
 Electric Submersible
 Extraction Pump
 Other _____

Sampling: Bailer
 Disposable Bailer
 Extraction Port
 Other _____

TIME	TEMP. (F)	pH	COND.	TURBIDITY:	VOLUME REMOVED:	OBSERVATIONS:
12:30	74.8	7.6	1200	-	2	
12:31	75.6	7.2	1200	-	3	
12:33	76.1	7.2	1200	-	5	

Did Well Dewater? If yes, gals. Gallons Actually Evacuated: 5

Sampling Time: 12:35 Sampling Date: 9/13

Sample I.D.: CL Laboratory: SEQ

Analyzed for: TPH-G BTEX (Circle) TPH-D OTHER:

Duplicate I.D.: Cleaning Blank I.D.:

Analyzed for: TPH-G BTEX TPH-D OTHER:
 (Circle)

CHEVRON WELL MONITORING DATA SHEET

Project #: 950913-T1	Station #: 9-5630
Sampler: MT	Start Date: 9/13
Well I.D.: C7	Well Diameter: (circle one) <input checked="" type="radio"/> 3 <input type="radio"/> 4 <input type="radio"/> 6
Total Well Depth: Before 16.71 After	Depth to Water: Before 9.50 After
Depth to Free Product:	Thickness of Free Product (feet):
Measurements referenced to: <u>PVC</u>	Grade Other:

Well Diameter	VCF	Well Diameter	VCF
1"	0.04	6"	1.47
2"	0.16	8"	2.61
3"	0.37	10"	4.08
4"	0.65	12"	5.87
5"	1.02	16"	10.43

<u>1.2</u>	x	<u>3</u>	=	<u>3.6</u>	gallons
1 Case Volume		Specified Volumes			

Purging: Bailer
 Disposable Bailer X
 Middleburg
 Electric Submersible
 Extraction Pump
 Other _____

Sampling: Bailer
 Disposable Bailer X
 Extraction Port
 Other _____

TIME	TEMP. (F)	pH	COND.	TURBIDITY:	VOLUME REMOVED:	OBSERVATIONS:
11:25	68.4	7.8	1000	-	1.5	
11:27	66.2	7.4	1100	-	2.5	
11:29	68.4	7.2	1200	-	4	

Did Well Dewater? NO If yes, gals. Gallons Actually Evacuated: 4

Sampling Time: 11:30 Sampling Date: 9/13

Sample I.D.: C7 Laboratory: SEB

Analyzed for: TPH-G BTEX (Circle) TPH-D OTHER:

Duplicate I.D.: Cleaning Blank I.D.:

Analyzed for: TPH-G BTEX TPH-D OTHER:
 (Circle)