

WEST
ASSOCIATES
ENVIRONMENTAL ENGINEERS, INC.

May 22, 1995

Alameda County Health Care Services Agency
Department of Environmental Health
1131 Harbor Bay Parkway, Suite 250
Alameda, CA 94502-6577
Attn: Ms. Juliet Shin
Hazardous Materials Specialist

**SUBJECT: SUBMITTAL OF QUARTERLY GROUNDWATER MONITORING REPORT,
WEYERHAEUSER PAPER COMPANY, ALAMEDA CORRUGATED BOX FACILITY,
1801 HIBBARD STR., STID 1202**


Dear Ms. Shin,

West & Associates Environmental Engineers, Inc. respectfully submits the first quarter 1995 groundwater monitoring report for the Weyerhaeuser Paper Company, Alameda Corrugated Box Facility. This report is submitted in accordance with the interim groundwater monitoring plan proposed in our Site Investigation Report of January 1995.

In April of this year we attempted to perform the pilot scale vapor extraction/groundwater sparging test proposed in our January 1995 report. A dedicated vapor extraction/sparging well was constructed and a vacuum blower unit moved on-site to perform the test. It was determined, however, that groundwater levels under the site were too shallow to effectively perform the test as planned. We are currently preparing a revised remedial proposal which will be submitted to your office in June 1995.

We look forward to your review of our quarterly report. Should you require any additional information please contact me at (707) 451-1360.

Yours truly,



Brian W. West PE
Principal
West & Associates Environmental Engineers, Inc.

BWW/es

Enclosure: First Quarter 1995 WPC Alameda Groundwater Monitoring Report

cc: Jennifer Strachan, Weyerhaeuser Office of the Environment, Tacoma
John Hipner, WPC Alameda

**QUARTERLY GROUNDWATER MONITORING REPORT
FORMER UNDERGROUND TANK SITES
JANUARY - MARCH 1995**

**WEYERHAEUSER PAPER COMPANY
ALAMEDA CORRUGATED BOX FACILITY
1801 Hibbard Street
Alameda, California
STID 1202**

Submitted to:

**ALAMEDA COUNTY
HEALTH CARE SERVICES AGENCY
DEPARTMENT OF ENVIRONMENTAL HEALTH
Alameda**

Prepared for:

**THE WEYERHAEUSER CORPORATION
OFFICE OF THE ENVIRONMENT
TOXIC/SOLID WASTE TEAM
Tacoma, Washington**

Prepared by:

**WEST & ASSOCIATES ENVIRONMENTAL ENGINEERS, INC.
Vacaville**

May, 1995

EXECUTIVE SUMMARY

The Weyerhaeuser Paper Company (WPC) Alameda facility at 1801 Hibbard Str. manufactures corrugated cardboard boxes. The facility was originally constructed in 1946. Underground fuel tanks had been historically installed at the facility for vehicle, generator and boiler fuel storage. Both gasoline and diesel fuels were formerly stored underground. The last remaining underground tank was removed from the WPC site in January 1994.

The WPC facility is located on Alameda island in San Francisco Bay. The site is less than 0.25 miles west of the Oakland Inner Harbor. Site soils are predominantly sand with minor clay stringers. Unconfined groundwater is 3-6 feet below ground surface and tidally influenced.

There are two separate areas of groundwater monitoring at the WPC Alameda site. One monitoring well (MW-7) is located at the east end of the property adjacent to a former diesel tank installation. Ten monitoring wells are located near the west end of the property surrounding a former gasoline tank cluster. Monitoring wells MW-1 through MW-7 were installed by Soil Tech Engineers. Monitoring wells MW-9 through MW-12 were installed by West & Associates.

Site investigation at the WPC Alameda facility was concluded in January 1995 with the submittal of a comprehensive report covering all work dating back to 1990. Activity at the site has now shifted to remedial action. Pilot tests are currently being performed to determine the most appropriate course of remedial action.

Pending startup of full scale remedial action, an interim groundwater monitoring program is in effect at the WPC Alameda site. Groundwater monitoring, which consists of depth to groundwater measurements and collection of groundwater samples for analysis, is conducted quarterly.

ACKNOWLEDGEMENTS

This report was prepared under authorization of the Weyerhaeuser Corporation, Office of the Environment, Toxic/Solid Waste Team, Tacoma, Washington. The Weyerhaeuser project officer is Ms. Jennifer Strachan, mail stop CH 1K29, Tacoma, WA 98477; (206) 924-6511.

At the WPC plant, both Mr. John Hipner, Plant Engineer and Mr. Tom Muncell, Maintenance Manager, have environmental compliance responsibilities related to this project. The Alameda plant address is 1801 Hibbard Street, PO Drawer X, Alameda, CA 95601; (510) 814-1167.

The lead regulatory agency for the Weyerhaeuser Alameda plant is the Alameda County Health Care Agency, Department of Environmental Health. Ms. Juliet Shin, Hazardous Materials Specialist, is the staff person assigned. The Department of Environmental Health is located at 1131 Harbor Bay Parkway, Suite 250, Alameda, CA 94502-6577; (510) 567-6700.

In the preparation of this quarterly report reliance was made on past site work performed by Soil Tech Engineering, Inc. Mr. Frank Hamedi was the Soil Tech Engineering employee most closely associated with the Weyerhaeuser Alameda site. The address for Soil Tech Engineering is 298 Brokaw Road, Santa Clara, CA 95050; (408) 496-0265.

Analytical work performed for this quarters monitoring was sub-contracted to Pace Analytical in Petaluma. Pace is certified by the State Department of Health Services for the analyses performed.

This quarterly groundwater monitoring report was prepared by West & Associates Environmental Engineers, Inc. West & Associates is located at 112 Pepperell Court, Vacaville, CA 95688; mailing address, PO Box 5891, Vacaville 95696; (707) 451-1360. Principal author is Mr. Brian W. West PE. (Registered California Civil Engineer No. 32319 - expires 12/31/96).



TABLE OF CONTENTS

<u>SECTION</u>	<u>PAGE</u>
EXECUTIVE SUMMARY	i
ACKNOWLEDGEMENTS	ii
TABLE OF CONTENTS	iii
1.0 INTRODUCTION	1
1.1 Scope	1
1.2 Summarized Background	1
2.0 FLOATING PRODUCT	5
3.0 GROUNDWATER SAMPLING	5
3.1 Sampling Protocol	5
3.2 Sample Analyses	6
3.3 Conclusions	6
4.0 HYDROLOGIC MONITORING	8
4.1 Conclusions	9
5.0 SUMMARY	9

APPENDICES

Purge Data Forms
Chain of Custody
Original Laboratory Report Forms

1.0 INTRODUCTION

This quarter, groundwater monitoring was performed on March, 7 1995. During the groundwater sampling, all eleven of the existing monitoring wells were inspected for the presence of floating product, measured for depth to groundwater and sampled for chemical analysis.

In the following Sections, monitoring procedures are described, monitoring data is summarized and a discussion of results is presented. Technical data is included in the appendix.

1.1 Scope

The scope of this project included performing quarterly groundwater monitoring at Weyerhaeuser Paper Company (WPC) Alameda property, 1801 Hibbard Str., in Alameda. Figure 1 illustrates the WPC Alameda regional setting. Figure 2 depicts the site location. Specific scope items include:

- Check eleven existing monitoring wells for floating product
- Measure depth to groundwater in all monitoring wells
- Determine the groundwater gradient profile
- Collect groundwater samples from all eleven monitoring wells
- Analyze groundwater samples for contaminants of interest
- Prepare a written report of findings
- Properly manage sampling residues

1.3 Summarized Background

The Weyerhaeuser Paper Company (WPC) Alameda facility at 1801 Hibbard Str. manufactures corrugated cardboard boxes. The facility was originally constructed in 1946. Underground fuel tanks (UGT) had been historically installed at the facility for vehicle, generator and boiler fuel storage. Both gasoline and diesel fuels were formerly stored. The last remaining UGT was removed from the WPC site in January 1994.

At the end of 1990 the WPC facility was equipped with five underground fuel storage tanks. The five tanks were distributed in three separate installations located along the northwestern side of the facility.

In early 1991 Weyerhaeuser removed a cluster of three, 1,000 gallon gasoline tanks and one, 10,000 gallon diesel tank. Upon removal, the 10,000 gallon diesel tank installation was found to be virtually uncontaminated, however, significant soil and groundwater contamination was encountered at the gasoline tank cluster location.

The tank removal contractor performed overexcavation at the gasoline tank cluster location in an attempt to remediate soil contamination. Between February and April 1991 the tank excavation was enlarged from 460 ft² to 640 ft² and then to 930 ft².

WEST & ASSOCIATES ENVIRONMENTAL ENGINEERS, INC.

PO Box 5891, Vacaville, California 95696

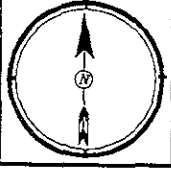
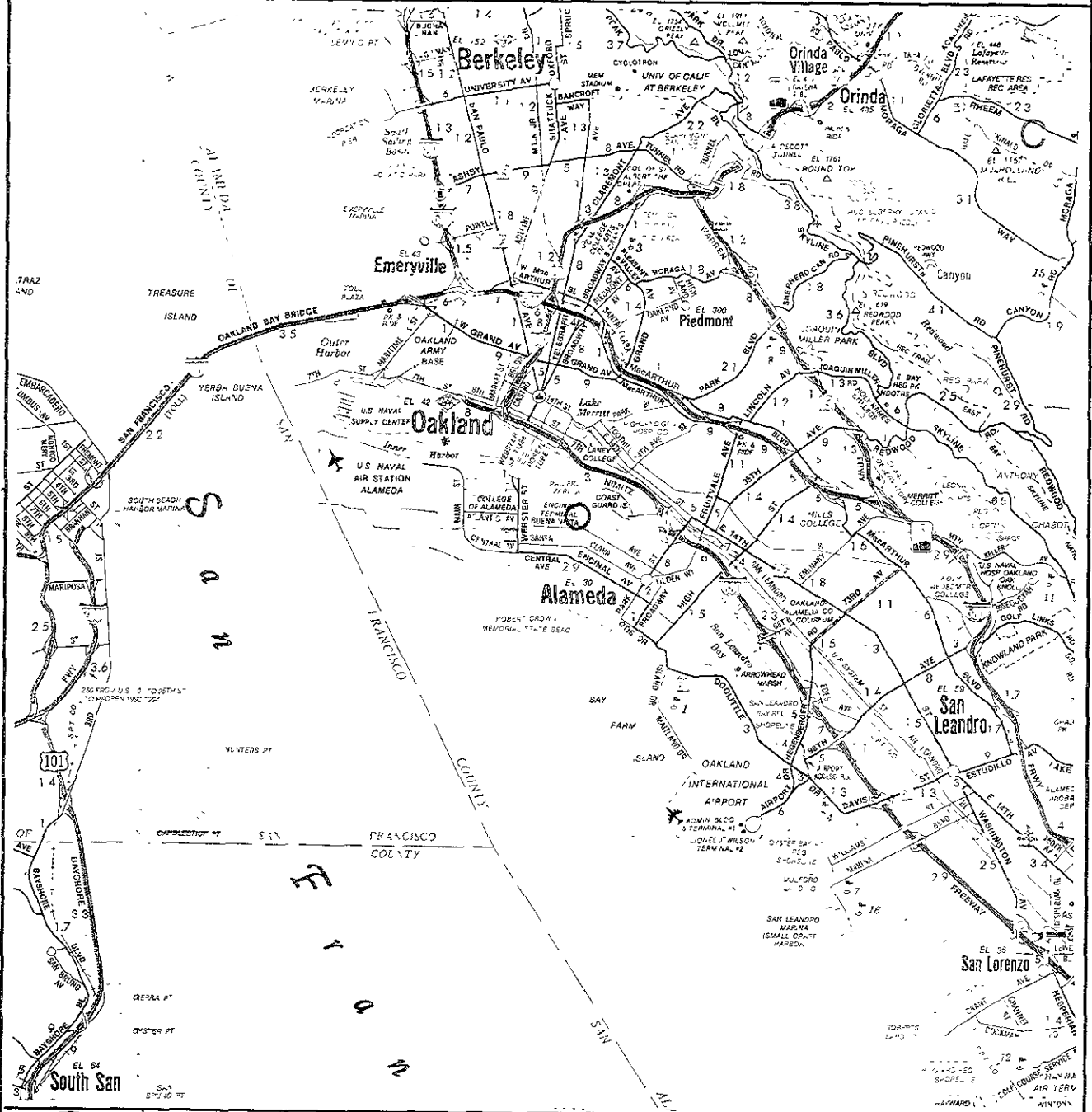
Project Name: Weyerhaeuser Paper Company - Alameda

Date: Jan. 1995

Location: 1801 Hibbard Str., Alameda, California 94501

Drawing By: BWB

Scale: 1" = 2.5 miles



LEGEND

WPC ALAMEDA FACILITY - REGIONAL SETTING
○ SITE LOCATION

Figure 1

WEST & ASSOCIATES ENVIRONMENTAL ENGINEERS, INC.

PO Box 5891, Vacaville, California 95696

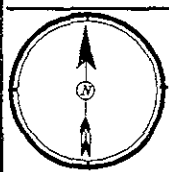
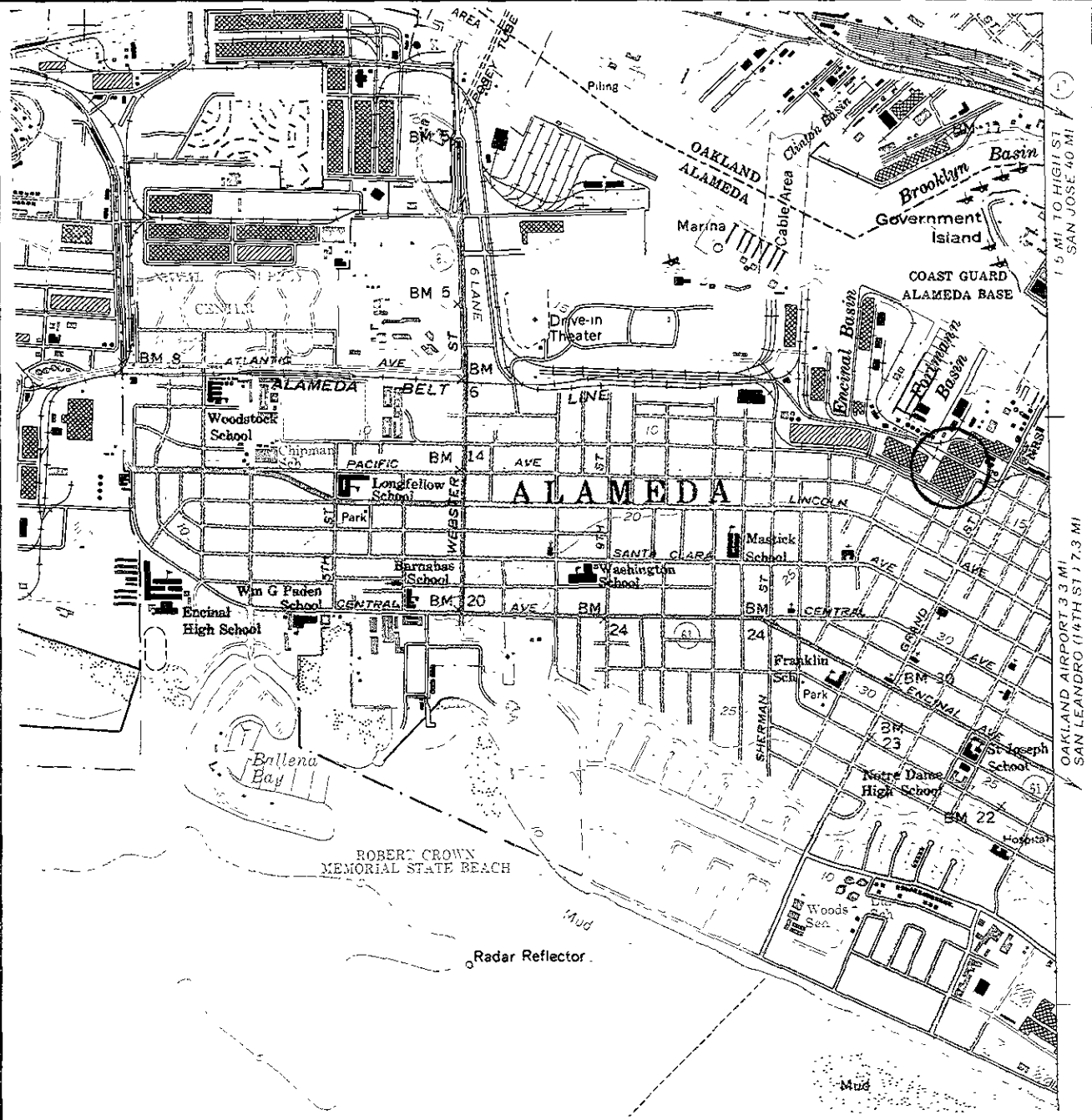
Project Name: Weyerhaeuser Paper Company - Alameda

Date: Jan. 1995

Location: 1801 Hibbard Str., Alameda, California 94501

Drawing By: BWW

Scale: 1" = 0.4 Miles



LEGEND

Figure 2

WPC ALAMEDA FACILITY - SITE LOCATION

○ SITE LOCATION

Four soil samples were collected from the gasoline tank cluster pit sidewalls at the conclusion of overexcavation. Only one endpoint sidewall soil sample (Sample No. 11) was non-detectable for all tested chemical constituents. One of the sidewall soil samples (Sample No. 9) was found to contain only trace levels of toluene. The other two endpoint soil samples (Sample No.'s 8 & 10), were found to contain low levels of TPH and BTXE compounds.

During the time the gasoline tank cluster excavation was open, the standing groundwater level in the pit was observed to rise from greater than 8 feet to less than 4 feet below ground surface. As the pit water level rose, presumably overexcavation became more difficult. The file record indicates endpoint soil samples were collected from higher on the pit sidewalls as the water level rose.

Both the gasoline tank cluster and diesel tank excavations were backfilled with clean soil. Contaminated soil was transported to off-site disposal.

In December 1991 and again in April 1992, Soil Tech Engineering performed soils and groundwater investigations near the former gasoline tank cluster. A total of six groundwater monitoring wells were installed. Soil samples for laboratory analysis were collected during monitoring well installation. Between December 1991 and July 1993 Soil Tech performed groundwater monitoring on six occasions.

In December 1992, Soil Tech constructed one monitoring well (MW-7) adjacent to the former underground diesel tank, increasing the total number of site wells to seven. STE monitored MW-7 a total of 3 times.

Soil Tech's investigations revealed significant remaining soil contamination as well as widespread groundwater contamination in the vicinity of the former gasoline tank cluster. The six soil borings and monitoring wells completed by STE did not fully define the total extent of either soil or groundwater contamination around the former gasoline tank cluster.

In January 1994 the last remaining underground fuel storage tank, (20,000 gallon diesel) was removed from the WPC property. No evidence of any leakage from the diesel tank was encountered, however, soil contamination from the 1991 gasoline tank cluster was observed on the west sidewall of the diesel tank pit.

West & Associates Environmental Engineers submitted a proposed workplan for additional site investigation to the Alameda County Health Care Agency in November 1993. Site investigations were performed in January and February 1994. In May 1994 a supplemental workplan was submitted to conduct further investigation under the main plant building. In June 1994 an interim report of findings was submitted and in October 1994 clarifications to the May supplemental workplan were submitted to the County. Final site investigation field work took place in September and December 1994.

2.0 FLOATING PRODUCT

This quarter, each monitoring well was visually inspected for the presence of floating product. Prior to well purging, a column of groundwater was bailed from the water surface in a transparent bailer suitable for capture of light hydrocarbons.

No floating product or sheen was detected in any of the groundwater wells inspected this quarter. No floating product has been observed in any WPC Alameda wells on previous monitoring occasions.

3.0 GROUNDWATER SAMPLING

A quantity of groundwater is purged from each monitoring well prior to collecting a sample for chemical analysis. A description of equipment and procedures employed for groundwater purging and sample collection is presented in the following paragraphs.

3.1 Sampling Protocol

All the WPC Alameda monitoring wells are equipped with a 0.5 inch OD polyethylene tube extending the full depth of the well. Well purging is accomplished by attaching an Accuwell PTP-150 peristaltic pump at the well head to draw groundwater from the well. This procedure eliminates the need for any downhole equipment.

As groundwater is extracted from the well, 20ml samples are periodically collected for measurement of ph, temperature and conductivity using a Hydac instrument. Groundwater data is recorded on purge data forms (presented in the Appendix). At the conclusion of purging, the well is allowed to recharge to at least 80% of its initial water level prior to sample collection.

Purge water is contained in 55 gallon drums during the sampling process. At the conclusion of sampling, purge water drums are sealed, labeled and stored on-site in a secure area pending chemical analysis and arrangements for proper disposal.

Groundwater sample collection is performed by lowering a new, disposable, bailer into the well. Sample water is transferred to a laboratory supplied 40 ml VOA bottle containing a suitable preservative. The sample bottles are only opened during sample transfer, are completely filled and are not re-opened again by field personnel.

All samples are immediately labeled, sealed in zip lock bags and placed in a cooler containing crushed ice. The samples remain chilled, sealed and undisturbed during transport to the testing laboratory, usually within no more than 48 hours. All samples are entered on a chain of custody form which accompanies the sample set at all times.

Chemical analyses was performed by Pace Inc. in Petaluma. Pace is certified by the Department of Health Services for the analyses performed.

Quality assurance and quality control measures include:

- Utilizing State WQCB approved sampling methods
- Assigning trained, experienced personnel for sample collection
- Utilizing laboratory supplied sample containers
- Employing extraction methods not requiring downhole equipment
- Using new, disposable bailers
- Sampling wells sequentially from cleanest to most contaminated
- Maintaining sample chain of custody documentation
- Keeping samples in a chilled state until laboratory delivery
- Storing suspected high concentration samples in a separate container
- Prompt delivery of the sample set to the testing laboratory
- Utilizing a DHS certified laboratory

3.2 Sample Analyses

Each groundwater sample except MW-7 was analyzed for Total Petroleum Hydrocarbons in the gasoline range (TPH-g) and Benzene, Toluene, Xylenes and Ethyl Benzene (BTXE). Groundwater from monitoring well MW-7 was analyzed for TPH in the diesel range. As per an Alameda County Health Care Services Agency request, groundwater samples were also analyzed for chlorinated hydrocarbons (EPA method 624) and wells MW-2 & MW-3 were samples for naphthalene (EPA 625).

All analyses were performed using EPA approved test methods. Minimum detection limits for all analyses were within Tri-regional guidelines and are indicated on each original laboratory report form.

This quarters analytical results for TPH-g and BTXE contamination is presented in Table 1. Analysis of groundwater sample MW-7 detected 1.4 mg/l of TPH-d. Solvent contamination results are presented in Table 2. Results of semi-volatile (naphthalene) analysis are presented in Table 3. Copies of original laboratory data sheets and chain of custody forms are presented in the appendix.

3.3 Conclusions

The spatial distribution of gasoline contamination has not appreciably changed from last quarter. The magnitude of gasoline contamination in samples collected this quarter has fluctuated within the range previously observed at the site.

Results of this quarters groundwater sample chemical analyses with respect to solvent contamination is consistent with previous monitoring cycles. The extent and magnitude of groundwater contamination due to solvents has not significantly changed since routine monitoring began in February 1994.

Detectable concentrations of TPH-diesel were found in monitoring well MW-7 this quarter. The concentration of TPH-d detected this quarter is similar to concentrations detected in previous quarters.

TABLE 1
 PETROLEUM CONTAMINATION ANALYSES - GROUNDWATER
 MARCH 1995
 All Values in ug/l

WELL ID	TPH (gas)	BENZENE	TOLUENE	XYLENES	ETHYL BENZENE
MW-1	ND	0.62	ND	ND	ND
MW-2	6,500	2,300	240	310	120
MW-3	42,000	9,900	3,000	4,100	1,600
MW-4	3,800	360	14	49	33
MW-5	79	2.9	ND	ND	ND
MW-6	72	2.5	ND	ND	ND
MW-9	9,900	820	22	78	230
MW-10	ND	ND	ND	ND	ND
MW-11	ND	ND	ND	ND	ND
MW-12	ND	1.7	ND	ND	ND

TABLE 2
 VOLATILE ORGANIC ANALYSIS - GROUNDWATER
 MARCH 1995

WELL IDENTIFICATION	COMPOUND	CONCENTRATION ug/l
MW-3	VINYL CHLORIDE	81
	1,1-DICHLOROETHANE	110
	CIS-1,2-DICHLOROETHANE	150

WELL IDENTIFICATION	COMPOUND	CONCENTRATION ug/l
MW-4	1,1 DICHLOROETHANE	11
	CIS-1,2-DICHLOROETHANE	15

WELL IDENTIFICATION	COMPOUND	CONCENTRATION ug/l
MW-5	1,1-DICHOLORETHANE	24

TABLE 2 Con't.
VOLATILE ORGANIC ANALYSIS - GROUNDWATER
MARCH 1995

WELL IDENTIFICATION	COMPOUND	CONCENTRATION ug/l
MW-6	1,1-DICHOLORETHANE	9.4

WELL IDENTIFICATION	COMPOUND	CONCENTRATION ug/l
MW-9	1,1 DICHLOROETHANE	12
	CIS-1,2- DICHLOROETHANE	14

WELL IDENTIFICATION	COMPOUND	CONCENTRATION ug/l
MW-12	1,1-DICHOLORETHANE	11

TABLE 3
SEMI-VOLATILE ORGANIC ANALYSIS - GROUNDWATER
MARCH 1995

WELL IDENTIFICATION	COMPOUND	CONCENTRATION ug/l
MW-2	NAPHTHALENE	2.4
MW-3	NAPHTHALENE	120

4.0 HYDROLOGIC MONITORING

Depth to groundwater (DTGW) was measured in all eleven of the WPC Alameda monitoring wells on March 7, 1995 this quarter. DTGW was measured using a Solinst electronic sounding meter. Measurement accuracy was +/- 0.01 feet.

Table 4 presents depth to groundwater measurements (DTGW) and groundwater elevations (GW) as measured on March 7, 1995. The change in groundwater elevation in each well relative to most recent previous measurement (December 22, 1994) is also indicated in Table 4.

Figure 1 illustrates groundwater contours under the site extrapolated from the March 7, 1995 groundwater elevation data. In general, the groundwater gradient direction and magnitude determined this quarter is in conformance with measurements made previously. The apparent groundwater gradient direction is generally west at a rate of approximately one foot per 15 feet.

TABLE 2 Con't.
VOLATILE ORGANIC ANALYSIS - GROUNDWATER
MARCH 1995

WELL IDENTIFICATION	COMPOUND	CONCENTRATION ug/l
MW-6	1,1-DICHOLORETHANE	9.4

WELL IDENTIFICATION	COMPOUND	CONCENTRATION ug/l
MW-9	1,1 DICHLOROETHANE	12
	CIS-1,2-DICHLOROETHANE	14

WELL IDENTIFICATION	COMPOUND	CONCENTRATION ug/l
MW-12	1,1-DICHOLORETHANE	11

TABLE 3
SEMI-VOLATILE ORGANIC ANALYSIS - GROUNDWATER
MARCH 1995

WELL IDENTIFICATION	COMPOUND	CONCENTRATION ug/l
MW-2	NAPHTHALENE	2.4
MW-3	NAPHTHALENE	120

4.0 HYDROLOGIC MONITORING

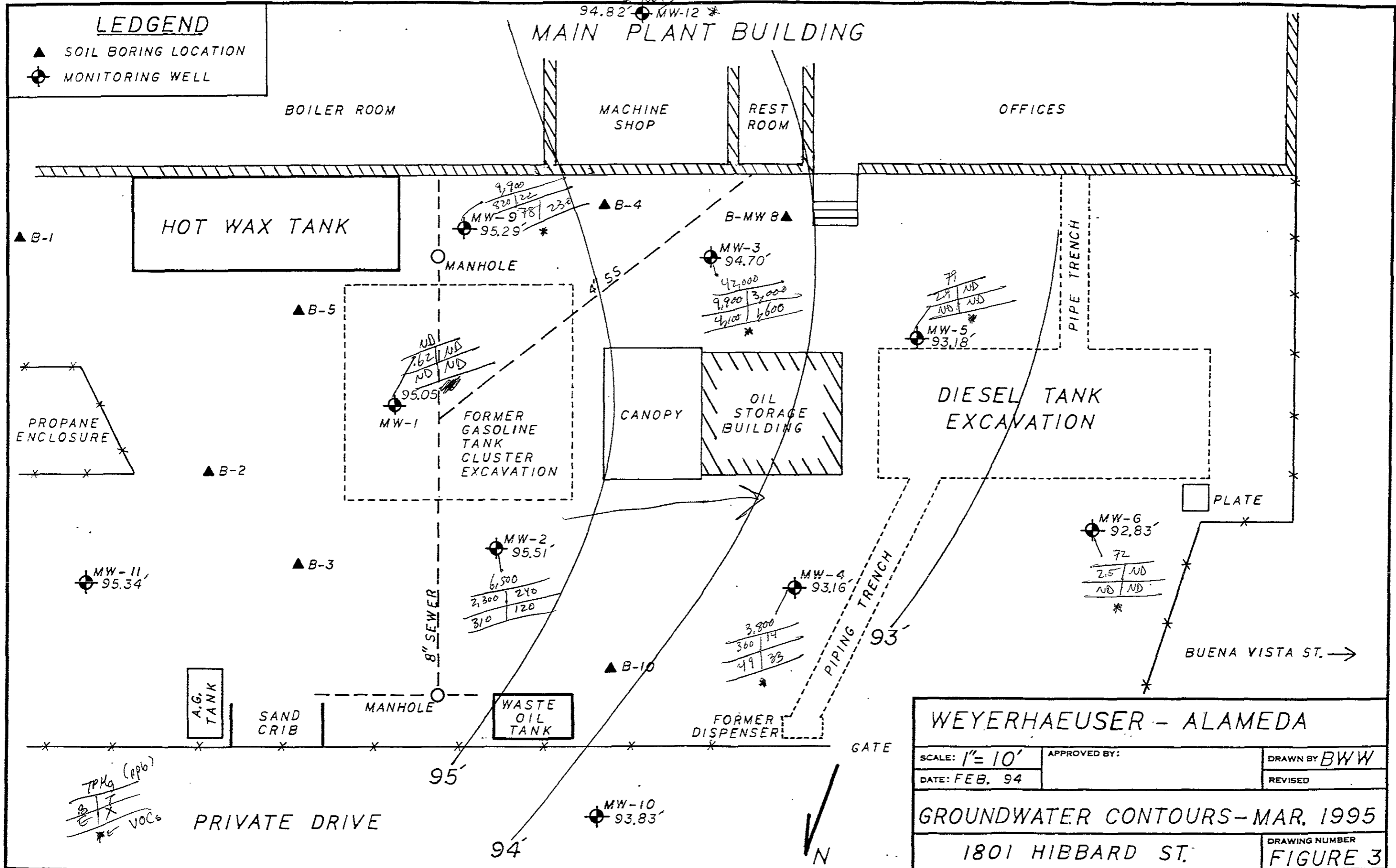
Depth to groundwater (DTGW) was measured in all eleven of the WPC Alameda monitoring wells on March 7, 1995 this quarter. DTGW was measured using a Solinst electronic sounding meter. Measurement accuracy was +/- 0.01 feet.

Table 4 presents depth to groundwater measurements (DTGW) and groundwater elevations (GW) as measured on March 7, 1995. The change in groundwater elevation in each well relative to most recent previous measurement (December 22, 1994) is also indicated in Table 4.

Figure 3 illustrates groundwater contours under the site extrapolated from the March 7, 1995 groundwater elevation data. In general, the groundwater gradient direction and magnitude determined this quarter is in conformance with measurements made previously. The apparent groundwater gradient direction is generally west at a rate of approximately one foot per 15 feet.

LEDGEND

- ▲ SOIL BORING LOCATION
- ⊙ MONITORING WELL



WEYERHAEUSER - ALAMEDA

SCALE: 1" = 10'	APPROVED BY:	DRAWN BY BWB
DATE: FEB. 94		REVISED
GROUNDWATER CONTOURS - MAR. 1995		
1801 HIBBARD ST.		DRAWING NUMBER FIGURE 3

WEST & ASSOCIATES ENGINEERS

GROUNDWATER SAMPLING - PURGE DATA FORM

Project: WEYERHAEUSER ALAMEDA

Location: FORMER GASOLINE TANK CLUSTER

Monitoring Well ID: MW-1 Sampler: BWW - SA

Date: MARCH 7, 1995 Time: 1:20 AM PM

Floating Product: Y Petroleum Sheen: Y

ODOR / APPEARANCE: _____

$$\frac{18.55'}{WELL\ DEPTH} - \frac{4.88'}{DTGW} \times \left(\frac{2''}{.17} \right) \cdot 4'' = \frac{2\ 1/2}{WELL\ VOLUME\ (GALS)}$$

PURGE MEASUREMENTS

TIME	PURGE VOLUME GALLONS	CUMULATIVE GALLONS	TEMP. °F	CONDUCT umhos x 10 ⁰⁰	PH
1:23 _p	0	0	66.4	1.16	6.88
:27	3	3	66.0	1.01	7.13
:31	↓	6	66.0	0.04	6.96
:37	↓	9	65.7	1.04	6.76

REMARKS: _____

WEST & ASSOCIATES ENGINEERS

GROUNDWATER SAMPLING - PURGE DATA FORM

Project: WEYERHAEUSER ALAMEDA

Location: NORTH of FORMER GASOLINE TANKS

Monitoring Well ID: MW-2 Sampler: BWW-SA

Date: MARCH 7, 1995 Time: 12:30 AM PMP

=====
 Floating Product: Y Petroleum Sheen: Y

ODOR / APPEARANCE: _____

$$\frac{19.00'}{WELL DEPTH} - \frac{4.55'}{DTGW} \times \frac{2''}{.17} \frac{4''}{.66} = \frac{2\frac{1}{2}}{WELL VOLUME (GALS)}$$

=====

PURGE MEASUREMENTS

TIME	PURGE VOLUME GALLONS	CUMULATIVE GALLONS	TEMP. °F	CONDUCT umhos x 100	PH
12:32 P	0	0	66.3	8.09	7.27
:37	3	3	66.9	7.54	7.22
:42	↓	6	66.3	7.31	7.20
:48	↓	9	66.0	7.61	7.31

REMARKS: _____

WEST & ASSOCIATES ENGINEERS

GROUNDWATER SAMPLING - PURGE DATA FORM

Project: WEYERHAEUSER ALAMEDA

Location: EAST of ENTRANCE TO OFFICES

Monitoring Well ID: MW-3 Sampler: BWW-SD

Date: MAR. 7, 95 Time: 11:20 AM PM

Floating Product: Y Petroleum Sheen: N

ODOR / APPEARANCE: STRONG PETROLEUM ODOR

$$\frac{18.90}{\cancel{18.65}'} \quad \frac{5.65}{\cancel{18.90}} \times \left(\frac{2''}{.17} \right) 4'' = \frac{2}{\text{WELL VOLUME (GALS)}}$$

PURGE MEASUREMENTS

TIME	PURGE VOLUME GALLONS	CUMULATIVE GALLONS	TEMP. °F	CONDUCT umhos x 100	PH
11:25 A	0	0	65.5	19.40	8.30
:29	2	2 65.5	65.2	18.90	7.92
:35	4	4 65.2	62.7	18.78	7.18
:42	6	6 62.7	62.2	18.90	7.00

REMARKS: _____

WEST & ASSOCIATES ENGINEERS

GROUNDWATER SAMPLING - PURGE DATA FORM

Project: WEYERHAEUSER ALAMEDA

Location: NORTH of OIL STORAGE BUILDING

Monitoring Well ID: MW-4 Sampler: BWV-SD

Date: MARCH 7, 1995 Time: 12:15 AM PM

=====
 Floating Product: Y Petroleum Sheen: Y

ODOR / APPEARANCE: SLIGHT PETROLEUM ODOR

$$\frac{17.90'}{WELL\ DEPTH} - \frac{4.68'}{DTGW} \times \left(\frac{2''}{17}\right) \frac{4''}{.66} = \frac{2\ 1/2}{WELL\ VOLUME\ (GALS)}$$

=====

PURGE MEASUREMENTS

TIME	PURGE VOLUME GALLONS	CUMULATIVE GALLONS	TEMP. °F	CONDUCT umhos x 100	PH
12:13 p	0	0	64.9	.75	7.20
:15	2 1/2	2 1/2	63.8	9.56	6.98
:22	↓	5	63.7	9.22	6.88
:30	↓	7 1/2	64.8	9.39	6.90

REMARKS: _____

WEST & ASSOCIATES ENGINEERS

GROUNDWATER SAMPLING - PURGE DATA FORM

Project: WEYERHAEUSER ALAMEDA

Location: WEST of ENTRANCE TO OFFICE

Monitoring Well ID: MW-5 Sampler: BWW-5A

Date: MARCH 7, 1995 Time: 11:45 A AM PM

Floating Product: Y N Petroleum Sheen: Y N

ODOR / APPEARANCE: PETROLEUM ODOR

$$\frac{17.50'}{WELL\ DEPTH} - \frac{5.40}{DTGW} \times \frac{2''}{17} \frac{4''}{.66} = \frac{2}{WELL\ VOLUME\ (GALS)}$$

PURGE MEASUREMENTS

TIME	PURGE VOLUME GALLONS	CUMULATIVE GALLONS	TEMP. °F	CONDUCT umhos x 100	PH
11:45 A	0	0	61.3	8.85	7.37
:48	3	3	61.9	5.11	7.41
:52	↓	6	61.3	7.83	7.20
:56	↓	9	61.6	9.41	7.12

REMARKS: _____

WEST & ASSOCIATES ENGINEERS

GROUNDWATER SAMPLING - PURGE DATA FORM

Project: WEYERHAEUSER ALAMEDA

Location: NORTH of DIESEL TANK EXCAVATION

Monitoring Well ID: MW-6 Sampler: BWW-SD

Date: MARCH 7, 1995 Time: 12:00 AM PM

Floating Product: Y N Petroleum Sheen: Y N

ODOR / APPEARANCE: NO ODOR, SILTY

$$\frac{19.65'}{WELL\ DEPTH} - \frac{6.47'}{DTGW} \times \left(\frac{2''}{.17}\right) \frac{4''}{.66} = \frac{2\ 1/2}{WELL\ VOLUME\ (GALS)}$$

PURGE MEASUREMENTS

TIME	PURGE VOLUME GALLONS	CUMULATIVE GALLONS	TEMP. °F	CONDUCT umhos x 100	PH
11:58 A	0	0	62.6	6.37	7.25
12:03	3	3	64.2	7.44	7.16
:06	↓	6	64.5	7.41	7.20
:11	↓	9	64.1	6.57	7.19

REMARKS: _____

WEST & ASSOCIATES ENGINEERS

GROUNDWATER SAMPLING - PURGE DATA FORM

Project: WEYERHAEUSER ALAMEDA

Location: EAST END of BUILDING

Monitoring Well ID: MW- 7 Sampler: BWW - SD

Date: MARCH 7, 1995 Time: 4:20 AM PM

Floating Product: Y N Petroleum Sheen: Y N

ODOR / APPEARANCE: _____

$$\frac{17.86}{\text{WELL DEPTH}} - \frac{3.65}{\text{DTGW}} \times \left(\frac{2''}{.17}\right) \frac{4''}{.66} = \frac{2}{\text{WELL VOLUME (GALS)}}$$

PURGE MEASUREMENTS

TIME	PURGE VOLUME GALLONS	CUMULATIVE GALLONS	TEMP. °F	CONDUCT umhos x 1000	PH
4:22	0	0	61.3	3.44	7.72
:27	2	2	60.2	3.13	6.92
:33	4	4	59.2	3.46	6.45
:38	2	6	59.4	3.70	6.44

REMARKS: _____

WEST & ASSOCIATES ENGINEERS

GROUNDWATER SAMPLING - PURGE DATA FORM

Project: WEYERHAEUSER ALAMEDA

Location: WEST of HOT WAX TANK

Monitoring Well ID: MW-9 Sampler: BWW - SD

Date: MARCH 7, 1995 Time: 1:00 AM PM

Floating Product: Y

Petroleum Sheen: Y

ODOR / APPEARANCE: ODOR

$\frac{16.20'}{1.85'} - \frac{5.31'}{4.88'} \times \frac{2''}{17} \cdot \frac{4''}{.66} = \frac{7}{\text{WELL VOLUME (GALS)}}$

PURGE MEASUREMENTS

TIME	PURGE VOLUME GALLONS	CUMULATIVE GALLONS	TEMP. °F	CONDUCT umhos x 100	PH
1:06 p	0	0	68.7	18.70	6.38
:12	7	7	68.9	17.22	6.47
:17	↓	14	69.0	19.88	6.30
:21		21	68.8	19.88	6.53

REMARKS: _____

WEST & ASSOCIATES ENGINEERS

GROUNDWATER SAMPLING - PURGE DATA FORM

Project: WEYERHAEUSER ALAMEDA

Location: PRIVATE DRIVE

Monitoring Well ID: MW-10 Sampler: BWW - SD

Date: MARCH 7, 1995 Time: 1:00 AM PM

=====

Floating Product: Y Petroleum Sheen: Y

ODOR / APPEARANCE: SILTY BROWN, NO ODOR

$$\frac{17.05'}{WELL DEPTH} - \frac{5.38'}{DTGW} \times \frac{2''}{.17} \frac{4''}{.66} = \frac{8}{WELL VOLUME (GALS)}$$

=====

PURGE MEASUREMENTS

TIME	PURGE VOLUME GALLONS	CUMULATIVE GALLONS	TEMP. °F	CONDUCT umhos x 100	PH
12:52 p	0	0	65.4	5.69	7.20
:56	7	7	65.5	5.29	7.05
1:00 p	↓	14	65.6	5.23	6.93
:04	↓	21	66.0	5.38	6.61

REMARKS: _____

WEST & ASSOCIATES ENGINEERS

GROUNDWATER SAMPLING - PURGE DATA FORM

Project: WEYERHAEUSER ALAMEDA

Location: NORTH OF PROPANE ENCLOSURE

Monitoring Well ID: MW-11 Sampler: BWW - SD

Date: MARCH 7, 1995 Time: 1:30 AM PM

Floating Product: Y

Petroleum Sheen: Y

ODOR / APPEARANCE: _____

$$\frac{18.40}{\text{WELL DEPTH}} - \frac{4.11}{\text{DTGW}} \times .17 \left(\frac{4''}{.66} \right) = \frac{9}{\text{WELL VOLUME (GALS)}}$$

PURGE MEASUREMENTS

TIME	PURGE VOLUME GALLONS	CUMULATIVE GALLONS	TEMP. °F	CONDUCT umhos x 1000	PH
1:39	0	0	64.8	0.85	7.44
1:43	9	9	65.4	0.86	7.16
1:46	↓	18	64.1	0.09?	6.77
1:50	↓	27	62.9	0.90	6.52

REMARKS: _____

WEST & ASSOCIATES ENGINEERS

GROUNDWATER SAMPLING - PURGE DATA FORM

Project: WEYERHAEUSER ALAMEDA

Location: INSIDE MACHINE SHOP

Monitoring Well ID: MW-12 Sampler: BWW-SD

Date: MARCH 7, 1995 Time: 2:00 AM PM

=====
 Floating Product: Y Petroleum Sheen: Y

ODOR / APPEARANCE: GRAY

$$\frac{15.90'}{15.90'} - \frac{7.77'}{7.77'} \times .17 \left(\frac{4''}{.66} \right) = \frac{5}{5} \text{ WELLS VOLUME (GALS)}$$

=====

PURGE MEASUREMENTS

TIME	PURGE VOLUME GALLONS	CUMULATIVE GALLONS	TEMP. °F	CONDUCT umhos x 1000	PH
1:55 p	0	0	63.5	1.21	6.51
2:00	5	5	65.5	1.63	6.39
:04	↓	10	64.5	0.32	6.43
:08	↓	15	65.9	1.58	6.42

REMARKS: _____

PHONE: (707) 451-1360 • P.O. BOX 5891, VACAVILLE, CALIFORNIA 95696

DATE 3-9-95 PAGE 1 OF 2

CLIENT'S NAME WEST & ASSOCIATES, INC.		PROJECT MANAGER BRIAN WEST	
STREET ADDRESS PO BOX 5891, VACAVILLE, 95696		CITY VACAVILLE	STATE CA
PHONE NUMBER 707-451-1360		ZIP 95696	
PROJECT NAME Weyerhaeuser Alameda		FAX NUMBER 707-447-0631	
CONTRACT/PURCHASE ORDER/QUOTE NUMBER 70632.20		SITE CONTACT John Hipmet	
SIGNATURE OF PERSON AUTHORIZING WORK UNDER TERMS STATED ON REVERSE SIDE OF THIS FORM. <i>Brian West</i>		SAMPLED BY BWW-SD	

ANALYSES TPH - GAS BTEX - GAS TPH - DIESEL EPA 624 EPA 8210 - NAPHTHALENE	SAMPLE CONDITION ON RECEIPT:
	COLD/ICED? _____
	BUBBLES OR AIR SPACE? _____
	WERE SAMPLES PRESERVED? _____

SAMPLE NUMBER/IDENTIFICATION	DATE	TIME	LAB SAMPLE NUMBER	SAMPLE TYPE				NO. OF CONTS.	EXPLAIN IRREGULARITIES BELOW
				LIQ	SOLID	COMB	GRAB		
MW-1	3-7	AM	63514	✓				4 ✓	
MW-2			63522	✓				5 ✓	
MW-3			63530	✓				5 ✓	
MW-4			63548	✓				4 ✓	
MW-5			63555	✓				4 ✓	
MW-6			63563	✓				4 ✓	
MW-7			63571	✓				1 ✓	
MW-9			63589	✓				4 ✓	
MW-10			63597	✓				4 ✓	
MW-11			63605	✓				4 ✓	

RELINQUISHED BY: (SIGNATURE) <i>Brian West</i>	RECEIVED BY: (SIGNATURE) <i>David Joharshi Pace</i>	DATE <i>3/6/95</i>	TIME <i>1230</i>	TURN AROUND TIME REQUESTED Regular
RELINQUISHED BY: (SIGNATURE) <i>David Joharshi Pace</i>	RECEIVED BY: (SIGNATURE) <i>J. Sykes</i>	DATE <i>3/6/95</i>	TIME <i>1530</i>	
RELINQUISHED BY: (SIGNATURE)	RECEIVED FOR LABORATORY BY:	SAMPLE CONTROL OFFICER		
METHOD OF SHIPMENT	AUTHORIZED BY: <i>10/4 F/4</i>	SAMPLE DESPOSITION: 1. STORAGE TIME REQUESTED _____ DAYS (SAMPLES WILL BE STORED FOR 30 DAYS WITHOUT ADDITIONAL CHARGES THEREAFTER STORAGE CHARGES WILL BE BILLED AT THE PUBLISHED RATES.) 2. SAMPLE TO BE RETURNED TO CLIENT? <input type="checkbox"/> YES <input type="checkbox"/> NO HAZARDOUS MATERIALS ARE THE PROPERTY OF THE CLIENT THE CLIENT IS RESPONSIBLE FOR PROPER DISPOSAL OF HAZARDOUS WASTES. CLIENTS NOT PICKING UP HAZARDOUS WASTES MAY BE ASSESSED AN APPROPRIATE FEE		
SPECIAL INSTRUCTIONS	DRIVING TIME	SITE TIME	TOTAL TIME	

10708

PHONE: (707) 451-1360 • P.O. BOX 5891, VACAVILLE, CALIFORNIA 95696

DATE 3-9-95 PAGE 2 OF 2

CLIENT'S NAME WEST & ASSOCIATES, INC.		PROJECT MANAGER BRIAN WEST	
STREET ADDRESS PO BOX 5891, VACAVILLE, 95696		PHONE NUMBER 707-451-1360	
PROJECT NAME Weyerhaeuser Alameda		FAX NUMBER 707-447-0631	
CONTRACT/PURCHASE ORDER/QUOTE NUMBER 70632.20		SITE CONTACT John Hipner	
SIGNATURE OF PERSON AUTHORIZING WORK UNDER TERMS STATED ON REVERSE SIDE OF THIS FORM. <i>Brian West</i>		SAMPLED BY BWW-SD	

ANALYSES
 TPH-993
 EPA 624

SAMPLE CONDITION ON RECEIPT:

COLD/ICED? _____

BUBBLES OR AIR SPACE? _____

WERE SAMPLES PRESERVED? _____

SAMPLE NUMBER/IDENTIFICATION	DATE	TIME	LAB SAMPLE NUMBER	SAMPLE TYPE					NO. OF CONTS.	EXPLANATION OF IRREGULARITIES BELOW	
				LIQ.	SOLID	COMB.	BIOL.	DRUG			
MW-12	3-7	AM	63613	✓					4	JV ✓	

RELINQUISHED BY: <i>Brian West</i> (SIGNATURE)	RECEIVED BY: <i>Donald Jolowski Pac.</i> (SIGNATURE)	DATE: <i>3/9/95</i>	TIME: <i>1230</i>	TURN AROUND TIME REQUESTED Regular
RELINQUISHED BY: <i>Donald Jolowski Pac.</i> (SIGNATURE)	RECEIVED BY: <i>J. Syber</i> (SIGNATURE)	DATE: <i>3/9/95</i>	TIME: <i>1530</i>	
RELINQUISHED BY: _____ (SIGNATURE)	RECEIVED FOR LABORATORY BY: _____	SAMPLE CONTROL OFFICER		
METHOD OF SHIPMENT	AUTHORIZED BY: _____	SAMPLE DISPOSITION: 1. STORAGE TIME REQUESTED _____ DAYS (SAMPLES WILL BE STORED FOR 30 DAYS WITHOUT ADDITIONAL CHARGES. THEREAFTER STORAGE CHARGES WILL BE BILLED AT THE PUBLISHED RATES.) 2. SAMPLE TO BE RETURNED TO CLIENT? <input type="checkbox"/> YES <input type="checkbox"/> NO		
SPECIAL INSTRUCTIONS	HAZARDOUS MATERIALS ARE THE PROPERTY OF THE CLIENT. THE CLIENT IS RESPONSIBLE FOR PROPER DISPOSAL OF HAZARDOUS WASTES. CLIENTS NOT PICKING UP HAZARDOUS WASTES MAY BE ASSESSED AN APPROPRIATE FEE.			
DRIVING TIME	SITE TIME	TOTAL TIME		



REPORT OF LABORATORY ANALYSIS

DATE: 03/24/95

PAGE: 1

West & Associates
 2 Peppere11 Court
 Vallejo, CA 95688

PACE Project Number: 70968
 Client Project ID: WEYERHAEUSER ALAMEDA

Attn: Mr. Brian West
 Phone: (707)451-1360

PACE Sample No: 7063514 Date Collected: 03/07/95
 Client Sample ID: MW-1 Date Received: 03/10/95

Parameters	Results	Units	PRL	Analyzed	Method	Analyst	CAS#	Footnotes
GC -- Volatiles								
CAS/BTEX by CA LUFT, Water								
Gasoline	ND	ug/L	50	03/13/95	CA LUFT	LMD		
Benzene	0.62	ug/L	0.5	03/13/95	CA LUFT	LMD	71-43-2	
Toluene	ND	ug/L	0.5	03/13/95	CA LUFT	LMD	108-88-3	
Ethyl Benzene	ND	ug/L	0.5	03/13/95	CA LUFT	LMD	100-41-4	
Xylene (Total)	ND	ug/L	1	03/13/95	CA LUFT	LMD	1330-20-7	
m,a,a-Trifluorotoluene (S)	92	%		03/13/95	CA LUFT	LMD	2164-17-2	
4-Bromofluorobenzene (S)	97	%		03/13/95	CA LUFT	LMD	460-00-4	
GC/MS -- VOA								
Volatile GC/MS by 624								
Chloromethane	ND	ug/L	5	03/15/95	EPA 624	AXM	74-87-3	
Vinyl Chloride	ND	ug/L	5	03/15/95	EPA 624	AXM	75-01-4	
Bromomethane	ND	ug/L	5	03/15/95	EPA 624	AXM	74-83-9	
Chloroethane	ND	ug/L	5	03/15/95	EPA 624	AXM	75-00-3	
1,1-Dichloroethene	ND	ug/L	5	03/15/95	EPA 624	AXM	75-35-4	
Methylene Chloride	ND	ug/L	5	03/15/95	EPA 624	AXM	75-09-2	
Trichlorofluoromethane	ND	ug/L	5	03/15/95	EPA 624	AXM	75-69-4	
trans-1,2-Dichloroethene	ND	ug/L	5	03/15/95	EPA 624	AXM	156-60-5	
1,1-Dichloroethane	ND	ug/L	5	03/15/95	EPA 624	AXM	75-34-3	
Chloroform	ND	ug/L	5	03/15/95	EPA 624	AXM	67-66-3	
1,1,1-Trichloroethane	ND	ug/L	5	03/15/95	EPA 624	AXM	71-55-6	
1,2-Dichloroethane	ND	ug/L	5	03/15/95	EPA 624	AXM	107-06-2	
Carbon Tetrachloride	ND	ug/L	5	03/15/95	EPA 624	AXM	56-23-5	
Benzene	ND	ug/L	5	03/15/95	EPA 624	AXM	71-43-2	
1,2-Dichloropropane	ND	ug/L	6	03/15/95	EPA 624	AXM	78-87-5	
Trichloroethene	ND	ug/L	5	03/15/95	EPA 624	AXM	79-01-6	
Bromodichloromethane	ND	ug/L	5	03/15/95	EPA 624	AXM	75-27-4	
2-Chloroethyl Vinyl Ether	ND	ug/L	5	03/15/95	EPA 624	AXM	110-75-8	
trans-1,3-Dichloropropene	ND	ug/L	5	03/15/95	EPA 624	AXM	10061-02-6	
Toluene	ND	ug/L	6	03/15/95	EPA 624	AXM	108-88-3	



REPORT OF LABORATORY ANALYSIS

DATE: 03/24/95

PAGE: 2

PACE Project Number: 70968

Client Project ID: WEYERHAEUSER ALAMEDA

PACE Sample No: 7063514 Date Collected: 03/07/95
 Client Sample ID: MW-1 Date Received: 03/10/95

Parameters	Results	Units	PRL	Analyzed	Method	Analyst	CAS#	Footnotes
cis-1,3-Dichloropropene	ND	ug/L	5	03/15/95	EPA 624	AXM	10061-01-5	
1,1,2-Trichloroethane	ND	ug/L	5	03/15/95	EPA 624	AXM	79-00-5	
Dibromochloromethane	ND	ug/L	5	03/15/95	EPA 624	AXM	124-48-1	
Tetrachloroethene	ND	ug/L	5	03/15/95	EPA 624	AXM	127-18-4	
Chlorobenzene	ND	ug/L	6	03/15/95	EPA 624	AXM	108-90-7	
Ethyl Benzene	ND	ug/L	7.2	03/15/95	EPA 624	AXM	100-41-4	
Bromoform	ND	ug/L	5	03/15/95	EPA 624	AXM	75-25-2	
1,1,1,2-Tetrachloroethane	ND	ug/L	6.9	03/15/95	EPA 624	AXM	79-34-5	
1,3-Dichlorobenzene	ND	ug/L	5	03/15/95	EPA 624	AXM	541-73-1	
1,2-Dichlorobenzene	ND	ug/L	5	03/15/95	EPA 624	AXM	95-50-1	
1,4-Dichlorobenzene	ND	ug/L	5	03/15/95	EPA 624	AXM	106-46-7	
1,2-Dichloroethane-d4 (S)	103	%		03/15/95	EPA 624	AXM	17060-07-0	
Toluene-d8 (S)	97	%		03/15/95	EPA 624	AXM	2037-26-5	
4-Bromofluorobenzene (S)	96	%		03/15/95	EPA 624	AXM	460-00-4	

PACE Sample No: 7063522 Date Collected: 03/07/95
 Client Sample ID: MW-2 Date Received: 03/10/95

Parameters	Results	Units	PRL	Analyzed	Method	Analyst	CAS#	Footnotes
GC -- Volatiles								
GAS/BTEX by CA LUFT, Water								
Gasoline	6500	ug/L	500	03/14/95	CA LUFT	LMD		
Benzene	2300	ug/L	5	03/14/95	CA LUFT	LMD	71-43-2	
Toluene	240	ug/L	5	03/14/95	CA LUFT	LMD	108-88-3	
Ethyl Benzene	120	ug/L	5	03/14/95	CA LUFT	LMD	100-41-4	
Xylene (Total)	310	ug/L	10	03/14/95	CA LUFT	LMD	1330-20-7	
a,a,a-Trifluorotoluene (S)	99	%		03/14/95	CA LUFT	LMD	2164-17-2	
4-Bromofluorobenzene (S)	100	%		03/14/95	CA LUFT	LMD	460-00-4	
GC/MS -- VOA								
Volatile GC/MS by 624								
Chloromethane	ND	ug/L	5	03/15/95	EPA 624	AXM	74-87-3	
Vinyl Chloride	ND	ug/L	5	03/15/95	EPA 624	AXM	75-01-4	
Bromomethane	ND	ug/L	5	03/15/95	EPA 624	AXM	74-83-9	
Chloroethane	ND	ug/L	5	03/15/95	EPA 624	AXM	75-00-3	
1,1-Dichloroethene	ND	ug/L	5	03/15/95	EPA 624	AXM	75-35-4	
Methylene Chloride	ND	ug/L	5	03/15/95	EPA 624	AXM	75-09-2	
Trichlorofluoromethane	ND	ug/L	5	03/15/95	EPA 624	AXM	75-69-4	
trans-1,2-Dichloroethene	ND	ug/L	5	03/15/95	EPA 624	AXM	156-60-5	

REPORT OF LABORATORY ANALYSIS

DATE: 03/24/95

PAGE: 3

PACE Project Number: 70968

Client Project ID: WEYERHAEUSER ALAMEDA

Parameters	Results	Units	PRL	Analyzed	Method	Analyst	CAS#	Footnotes
CE Sample No: 7063522				Date Collected: 03/07/95				
Client Sample ID: MW-2				Date Received: 03/10/95				
1,1-Dichloroethane	ND	ug/L	5	03/15/95	EPA 624	AXM	75-34-3	
Chloroform	ND	ug/L	5	03/15/95	EPA 624	AXM	67-66-3	
1,1,1-Trichloroethane	ND	ug/L	5	03/15/95	EPA 624	AXM	71-55-6	
1,2-Dichloroethane	ND	ug/L	5	03/15/95	EPA 624	AXM	107-06-2	
Carbon Tetrachloride	ND	ug/L	5	03/15/95	EPA 624	AXM	56-23-5	
Benzene	220	ug/L	5	03/15/95	EPA 624	AXM	71-43-2	
1,2-Dichloropropane	ND	ug/L	6	03/15/95	EPA 624	AXM	78-87-5	
Trichloroethene	ND	ug/L	5	03/15/95	EPA 624	AXM	79-01-6	
Bromodichloromethane	ND	ug/L	5	03/15/95	EPA 624	AXM	75-27-4	
2-Chloroethyl Vinyl Ether	ND	ug/L	5	03/15/95	EPA 624	AXM	110-75-8	
trans-1,3-Dichloropropene	ND	ug/L	5	03/15/95	EPA 624	AXM	10061-02-6	
Toluene	24	ug/L	6	03/15/95	EPA 624	AXM	108-88-3	
cis-1,3-Dichloropropene	ND	ug/L	5	03/15/95	EPA 624	AXM	10061-01-5	
1,1,2-Trichloroethane	ND	ug/L	5	03/15/95	EPA 624	AXM	79-00-5	
Dibromochloromethane	ND	ug/L	5	03/15/95	EPA 624	AXM	124-48-1	
Tetrachloroethene	ND	ug/L	5	03/15/95	EPA 624	AXM	127-18-4	
Chlorobenzene	ND	ug/L	6	03/15/95	EPA 624	AXM	108-90-7	
Ethyl Benzene	12	ug/L	7.2	03/15/95	EPA 624	AXM	100-41-4	
Bromoform	ND	ug/L	5	03/15/95	EPA 624	AXM	75-25-2	
1,1,2,2-Tetrachloroethane	ND	ug/L	6.9	03/15/95	EPA 624	AXM	79-34-5	
1,3-Dichlorobenzene	ND	ug/L	5	03/15/95	EPA 624	AXM	541-73-1	
1,2-Dichlorobenzene	ND	ug/L	5	03/15/95	EPA 624	AXM	95-50-1	
1,4-Dichlorobenzene	ND	ug/L	5	03/15/95	EPA 624	AXM	106-46-7	
1,2-Dichloroethane-d4 (S)	105	%		03/15/95	EPA 624	AXM	17060-07-0	
Toluene-d8 (S)	99	%		03/15/95	EPA 624	AXM	2037-26-5	
4-Bromofluorobenzene (S)	96	%		03/15/95	EPA 624	AXM	460-00-4	
MS -- Semi-VOA								
Extractables in Water by 625								
Naphthalene	2.4	ug/L	5.6	03/20/95	EPA 625	RDF	91-20-3	1
Nitrobenzene-d5 (S)	53	%		03/20/95	EPA 625	RDF	4165-60-0	
2-Fluorobiphenyl (S)	58	%		03/20/95	EPA 625	RDF	321-60-8	
Terphenyl-d14 (S)	70	%		03/20/95	EPA 625	RDF	1718-51-0	
Date Extracted				03/14/95				



REPORT OF LABORATORY ANALYSIS

DATE: 03/24/95

PAGE: 4

PACE Project Number: 70968

Client Project ID: WEYERHAEUSER ALAMEDA

Parameters	Results	Units	PRL	Analyzed	Method	Analyst	CAS#	Footnotes
GC -- Volatiles								
GAS/BTEX by CA LUFT. Water								
Gasoline	42000	ug/L	2500	03/17/95	CA LUFT	LMD		
Benzene	9900	ug/L	25	03/17/95	CA LUFT	LMD	71-43-2	
Toluene	3000	ug/L	25	03/17/95	CA LUFT	LMD	108-88-3	
Ethyl Benzene	1600	ug/L	25	03/17/95	CA LUFT	LMD	100-41-4	
Xylene (Total)	4100	ug/L	50	03/17/95	CA LUFT	LMD	1330-20-7	
a.a.a-Trifluorotoluene (S)	100	%		03/17/95	CA LUFT	LMD	2164-17-2	
4-Bromofluorobenzene (S)	102	%		03/17/95	CA LUFT	LMD	460-00-4	
GC/MS -- VOA								
Volatile GC/MS by 624								
Chloromethane	ND	ug/L	50	03/15/95	EPA 624	AXM	74-87-3	
Vinyl Chloride	81	ug/L	50	03/15/95	EPA 624	AXM	75-01-4	
Bromomethane	ND	ug/L	50	03/15/95	EPA 624	AXM	74-83-9	
Chloroethane	ND	ug/L	50	03/15/95	EPA 624	AXM	75-00-3	
1,1-Dichloroethene	ND	ug/L	50	03/15/95	EPA 624	AXM	75-35-4	
Methylene Chloride	ND	ug/L	50	03/15/95	EPA 624	AXM	75-09-2	
Trichlorofluoromethane	ND	ug/L	50	03/15/95	EPA 624	AXM	75-69-4	
trans-1,2-Dichloroethene	ND	ug/L	50	03/15/95	EPA 624	AXM	156-60-5	
1,1-Dichloroethane	110	ug/L	50	03/15/95	EPA 624	AXM	75-34-3	
Chloroform	ND	ug/L	50	03/15/95	EPA 624	AXM	67-66-3	
1,1,1-Trichloroethane	ND	ug/L	50	03/15/95	EPA 624	AXM	71-55-6	
1,2-Dichloroethane	150	ug/L	50	03/15/95	EPA 624	AXM	107-06-2	
Carbon Tetrachloride	ND	ug/L	50	03/15/95	EPA 624	AXM	56-23-5	
Benzene	9400	ug/L	50	03/15/95	EPA 624	AXM	71-43-2	2
1,2-Dichloropropane	ND	ug/L	60	03/15/95	EPA 624	AXM	78-87-5	
Trichloroethene	ND	ug/L	50	03/15/95	EPA 624	AXM	79-01-6	
Bromodichloromethane	ND	ug/L	50	03/15/95	EPA 624	AXM	75-27-4	
2-Chloroethyl Vinyl Ether	ND	ug/L	50	03/15/95	EPA 624	AXM	110-75-8	
trans-1,3-Dichloropropene	ND	ug/L	50	03/15/95	EPA 624	AXM	10061-02-6	
Toluene	3500	ug/L	60	03/15/95	EPA 624	AXM	108-88-3	
cis-1,3-Dichloropropene	ND	ug/L	50	03/15/95	EPA 624	AXM	10061-01-5	
1,1,2-Trichloroethane	ND	ug/L	50	03/15/95	EPA 624	AXM	79-00-5	
Dibromochloromethane	ND	ug/L	50	03/15/95	EPA 624	AXM	124-48-1	
Tetrachloroethene	ND	ug/L	50	03/15/95	EPA 624	AXM	127-18-4	
Chlorobenzene	ND	ug/L	60	03/15/95	EPA 624	AXM	108-90-7	
Ethyl Benzene	1600	ug/L	72	03/15/95	EPA 624	AXM	100-41-4	
Bromoform	ND	ug/L	50	03/15/95	EPA 624	AXM	75-25-2	
1,1,1,2-Tetrachloroethane	ND	ug/L	69	03/15/95	EPA 624	AXM	79-34-5	
1,3-Dichlorobenzene	ND	ug/L	50	03/15/95	EPA 624	AXM	541-73-1	



REPORT OF LABORATORY ANALYSIS

DATE: 03/24/95

PAGE: 5

PACE Project Number: 70968

Client Project ID: WEYERHAEUSER ALAMEDA

PACE Sample No: 7063530 Date Collected: 03/07/95
 Client Sample ID: MW-3 Date Received: 03/10/95

Parameters	Results	Units	PRL	Analyzed	Method	Analyst	CAS#	Footnotes
1,2-Dichlorobenzene	ND	ug/L	50	03/15/95	EPA 624	AXM	95-50-1	
1,4-Dichlorobenzene	ND	ug/L	50	03/15/95	EPA 624	AXM	106-46-7	
1,2-Dichloroethane-d4 (S)	94	%		03/15/95	EPA 624	AXM	17060-07-0	
Toluene-d8 (S)	103	%		03/15/95	EPA 624	AXM	2037-26-5	
4-Bromofluorobenzene (S)	84	%		03/15/95	EPA 624	AXM	460-00-4	
GC/MS -- Semi-VOA								
Extractables in Water by 625								
Naphthalene	120	ug/L	5	03/20/95	EPA 625	RDF	91-20-3	
Nitrobenzene-d5 (S)	71	%		03/20/95	EPA 625	RDF	4165-60-0	
2-Fluorobiphenyl (S)	63	%		03/20/95	EPA 625	RDF	321-60-8	
Terphenyl-d14 (S)	60	%		03/20/95	EPA 625	RDF	1718-51-0	
Date Extracted				03/14/95				

PACE Sample No: 7063548 Date Collected: 03/07/95
 Client Sample ID: MW-4 Date Received: 03/10/95

Parameters	Results	Units	PRL	Analyzed	Method	Analyst	CAS#	Footnotes
GC -- Volatiles								
S/BTEX by CA LUFT, Water								
Gasoline	3800	ug/L	50	03/14/95	CA LUFT	LMD		
Benzene	360	ug/L	0.5	03/14/95	CA LUFT	LMD	71-43-2	
Toluene	14	ug/L	0.5	03/14/95	CA LUFT	LMD	108-88-3	
Ethyl Benzene	33	ug/L	0.5	03/14/95	CA LUFT	LMD	100-41-4	
Xylene (Total)	49	ug/L	1	03/14/95	CA LUFT	LMD	1330-20-7	
1,1,1-Trifluorotoluene (S)	139	%		03/14/95	CA LUFT	LMD	2164-17-2	3
4-Bromofluorobenzene (S)	89	%		03/14/95	CA LUFT	LMD	460-00-4	
GC/MS -- VOA								
Volatile GC/MS by 624								
Chloromethane	ND	ug/L	5	03/15/95	EPA 624	AXM	74-87-3	
Vinyl Chloride	ND	ug/L	5	03/15/95	EPA 624	AXM	75-01-4	
Bromomethane	ND	ug/L	5	03/15/95	EPA 624	AXM	74-83-9	
Chloroethane	ND	ug/L	5	03/15/95	EPA 624	AXM	75-00-3	
1,1-Dichloroethene	ND	ug/L	5	03/15/95	EPA 624	AXM	75-35-4	
Methylene Chloride	ND	ug/L	5	03/15/95	EPA 624	AXM	75-09-2	
Trichlorofluoromethane	ND	ug/L	5	03/15/95	EPA 624	AXM	75-69-4	
trans-1,2-Dichloroethene	ND	ug/L	5	03/15/95	EPA 624	AXM	156-60-5	
1,1-Dichloroethane	11	ug/L	5	03/15/95	EPA 624	AXM	75-34-3	
Chloroform	ND	ug/L	5	03/15/95	EPA 624	AXM	67-66-3	

REPORT OF LABORATORY ANALYSIS

DATE: 03/24/95

PAGE: 6

PACE Project Number: 70968

Client Project ID: WEYERHAEUSER ALAMEDA

Sample No:	7063548	Date Collected:	03/07/95
Client Sample ID:	MW-4	Date Received:	03/10/95

Parameters	Results	Units	PRL	Analyzed	Method	Analyst	CAS#	Footnotes
1,1,1-Trichloroethane	ND	ug/L	5	03/15/95	EPA 624	AXM	71-55-6	
1,2-Dichloroethane	15	ug/L	5	03/15/95	EPA 624	AXM	107-06-2	
Carbon Tetrachloride	ND	ug/L	5	03/15/95	EPA 624	AXM	56-23-5	
Benzene	360	ug/L	5	03/15/95	EPA 624	AXM	71-43-2	
1,2-Dichloropropane	ND	ug/L	6	03/15/95	EPA 624	AXM	78-87-5	
Trichloroethene	ND	ug/L	5	03/15/95	EPA 624	AXM	79-01-6	
Bromodichloromethane	ND	ug/L	5	03/15/95	EPA 624	AXM	75-27-4	
2-Chloroethyl Vinyl Ether	ND	ug/L	5	03/15/95	EPA 624	AXM	110-75-8	
trans-1,3-Dichloropropene	ND	ug/L	5	03/15/95	EPA 624	AXM	10061-02-6	
Toluene	12	ug/L	6	03/15/95	EPA 624	AXM	108-88-3	
cis-1,3-Dichloropropene	ND	ug/L	5	03/15/95	EPA 624	AXM	10061-01-5	
1,1,2-Trichloroethane	ND	ug/L	5	03/15/95	EPA 624	AXM	79-00-5	
Dibromochloromethane	ND	ug/L	5	03/15/95	EPA 624	AXM	124-48-1	
Tetrachloroethene	ND	ug/L	5	03/15/95	EPA 624	AXM	127-18-4	
Chlorobenzene	ND	ug/L	6	03/15/95	EPA 624	AXM	108-90-7	
Ethyl Benzene	32	ug/L	7.2	03/15/95	EPA 624	AXM	100-41-4	
Bromoform	ND	ug/L	5	03/15/95	EPA 624	AXM	75-25-2	
1,1,2,2-Tetrachloroethane	ND	ug/L	6.9	03/15/95	EPA 624	AXM	79-34-5	
1,3-Dichlorobenzene	ND	ug/L	5	03/15/95	EPA 624	AXM	541-73-1	
1,2-Dichlorobenzene	ND	ug/L	5	03/15/95	EPA 624	AXM	95-50-1	
1,4-Dichlorobenzene	ND	ug/L	5	03/15/95	EPA 624	AXM	106-46-7	
1,2-Dichloroethane-d4 (S)	101	%		03/15/95	EPA 624	AXM	17060-07-0	
Toluene-d8 (S)	103	%		03/15/95	EPA 624	AXM	2037-26-5	
4-Bromofluorobenzene (S)	81	%		03/15/95	EPA 624	AXM	460-00-4	

Sample No:	7063555	Date Collected:	03/07/95
Client Sample ID:	MW-5	Date Received:	03/10/95

Parameters	Results	Units	PRL	Analyzed	Method	Analyst	CAS#	Footnotes
GC -- Volatiles								
GAS/BTEX by CA LUFT, Water								
Gasoline	79	ug/L	50	03/14/95	CA LUFT	LMD		
Benzene	2.9	ug/L	0.5	03/14/95	CA LUFT	LMD	71-43-2	
Toluene	ND	ug/L	0.5	03/14/95	CA LUFT	LMD	108-88-3	
Ethyl Benzene	ND	ug/L	0.5	03/14/95	CA LUFT	LMD	100-41-4	
Xylene (Total)	ND	ug/L	1	03/14/95	CA LUFT	LMD	1330-20-7	
a,a,a-Trifluorotoluene (S)	94	%		03/14/95	CA LUFT	LMD	2164-17-2	
4-Bromofluorobenzene (S)	100	%		03/14/95	CA LUFT	LMD	460-00-4	
GC MS -- VOA								

REPORT OF LABORATORY ANALYSIS

DATE: 03/24/95

PAGE: 7

PACE Project Number: 70968

Client Project ID: WEYERHAEUSER ALAMEDA

PACE Sample No: 7063555 Date Collected: 03/07/95
 Client Sample ID: MW-5 Date Received: 03/10/95

Parameters	Results	Units	PRL	Analyzed	Method	Analyst	CAS#	Footnotes
Volatile GC/MS by 624								
Chloromethane	ND	ug/L	5	03/15/95	EPA 624	AXM	74-87-3	
Vinyl Chloride	ND	ug/L	5	03/15/95	EPA 624	AXM	75-01-4	
Bromomethane	ND	ug/L	5	03/15/95	EPA 624	AXM	74-83-9	
Chloroethane	ND	ug/L	5	03/15/95	EPA 624	AXM	75-00-3	
1,1-Dichloroethene	ND	ug/L	5	03/15/95	EPA 624	AXM	75-35-4	
Methylene Chloride	ND	ug/L	5	03/15/95	EPA 624	AXM	75-09-2	
Trichlorofluoromethane	ND	ug/L	5	03/15/95	EPA 624	AXM	75-69-4	
trans-1,2-Dichloroethene	ND	ug/L	5	03/15/95	EPA 624	AXM	156-60-5	
1,1-Dichloroethane	24	ug/L	5	03/15/95	EPA 624	AXM	75-34-3	
Chloroform	ND	ug/L	5	03/15/95	EPA 624	AXM	67-66-3	
1,1,1-Trichloroethane	ND	ug/L	5	03/15/95	EPA 624	AXM	71-55-6	
1,2-Dichloroethane	ND	ug/L	5	03/15/95	EPA 624	AXM	107-06-2	
Carbon Tetrachloride	ND	ug/L	5	03/15/95	EPA 624	AXM	56-23-5	
Benzene	ND	ug/L	5	03/15/95	EPA 624	AXM	71-43-2	
1,2-Dichloropropane	ND	ug/L	6	03/15/95	EPA 624	AXM	78-87-5	
Trichloroethene	ND	ug/L	5	03/15/95	EPA 624	AXM	79-01-6	
Bromodichloromethane	ND	ug/L	5	03/15/95	EPA 624	AXM	75-27-4	
2-Chloroethyl Vinyl Ether	ND	ug/L	5	03/15/95	EPA 624	AXM	110-75-8	
trans-1,3-Dichloropropene	ND	ug/L	5	03/15/95	EPA 624	AXM	10061-02-6	
Toluene	ND	ug/L	6	03/15/95	EPA 624	AXM	108-88-3	
cis-1,3-Dichloropropene	ND	ug/L	5	03/15/95	EPA 624	AXM	10061-01-5	
1,1,2-Trichloroethane	ND	ug/L	5	03/15/95	EPA 624	AXM	79-00-5	
Dibromochloromethane	ND	ug/L	5	03/15/95	EPA 624	AXM	124-48-1	
Tetrachloroethene	ND	ug/L	5	03/15/95	EPA 624	AXM	127-18-4	
Chlorobenzene	ND	ug/L	6	03/15/95	EPA 624	AXM	108-90-7	
Ethyl Benzene	ND	ug/L	7.2	03/15/95	EPA 624	AXM	100-41-4	
Bromoform	ND	ug/L	5	03/15/95	EPA 624	AXM	75-25-2	
1,1,2,2-Tetrachloroethane	ND	ug/L	6.9	03/15/95	EPA 624	AXM	79-34-5	
1,3-Dichlorobenzene	ND	ug/L	5	03/15/95	EPA 624	AXM	541-73-1	
1,2-Dichlorobenzene	ND	ug/L	5	03/15/95	EPA 624	AXM	95-50-1	
1,4-Dichlorobenzene	ND	ug/L	5	03/15/95	EPA 624	AXM	106-46-7	
1,2-Dichloroethane-d4 (S)	113	%		03/15/95	EPA 624	AXM	17060-07-0	
Toluene-d8 (S)	109	%		03/15/95	EPA 624	AXM	2037-26-5	
4-Bromofluorobenzene (S)	106	%		03/15/95	EPA 624	AXM	460-00-4	



REPORT OF LABORATORY ANALYSIS

DATE: 03/24/95

PAGE: 8

PACE Project Number: 70968

Client Project ID: WEYERHAEUSER ALAMEDA

Sample No: 7063563 Date Collected: 03/07/95
 Parent Sample ID: MW-6 Date Received: 03/10/95

Parameters	Results	Units	PRL	Analyzed	Method	Analyst	CAS#	Footnotes
MS -- Volatiles								
GAS/BTEX by CA LUFT, Water								
Gasoline	72	ug/L	50	03/14/95	CA LUFT	LMD		
Benzene	2.5	ug/L	0.5	03/14/95	CA LUFT	LMD	71-43-2	
Toluene	ND	ug/L	0.5	03/14/95	CA LUFT	LMD	108-88-3	
Ethyl Benzene	ND	ug/L	0.5	03/14/95	CA LUFT	LMD	100-41-4	
Xylene (Total)	ND	ug/L	1	03/14/95	CA LUFT	LMD	1330-20-7	
m,p,a-Trifluorotoluene (S)	96	%		03/14/95	CA LUFT	LMD	2164-17-2	
4-Bromofluorobenzene (S)	102	%		03/14/95	CA LUFT	LMD	460-00-4	
MS -- VOA								
Volatile GC/MS by 624								
Chloromethane	ND	ug/L	5	03/15/95	EPA 624	AXM	74-87-3	
Vinyl Chloride	ND	ug/L	5	03/15/95	EPA 624	AXM	75-01-4	
Bromomethane	ND	ug/L	5	03/15/95	EPA 624	AXM	74-83-9	
Chloroethane	ND	ug/L	5	03/15/95	EPA 624	AXM	75-00-3	
1,1-Dichloroethene	ND	ug/L	5	03/15/95	EPA 624	AXM	75-35-4	
Methylene Chloride	ND	ug/L	5	03/15/95	EPA 624	AXM	75-09-2	
Trichlorofluoromethane	ND	ug/L	5	03/15/95	EPA 624	AXM	75-69-4	
trans-1,2-Dichloroethene	ND	ug/L	5	03/15/95	EPA 624	AXM	156-60-5	
1,1-Dichloroethane	9.4	ug/L	5	03/15/95	EPA 624	AXM	75-34-3	
Chloroform	ND	ug/L	5	03/15/95	EPA 624	AXM	67-66-3	
1,1,1-Trichloroethane	ND	ug/L	5	03/15/95	EPA 624	AXM	71-55-6	
1,2-Dichloroethane	ND	ug/L	5	03/15/95	EPA 624	AXM	107-06-2	
Carbon Tetrachloride	ND	ug/L	5	03/15/95	EPA 624	AXM	56-23-5	
Benzene	ND	ug/L	5	03/15/95	EPA 624	AXM	71-43-2	
1,2-Dichloropropane	ND	ug/L	6	03/15/95	EPA 624	AXM	78-87-5	
Trichloroethene	ND	ug/L	5	03/15/95	EPA 624	AXM	79-01-6	
Bromodichloromethane	ND	ug/L	5	03/15/95	EPA 624	AXM	75-27-4	
2-Chloroethyl Vinyl Ether	ND	ug/L	5	03/15/95	EPA 624	AXM	110-75-8	
trans-1,3-Dichloropropene	ND	ug/L	5	03/15/95	EPA 624	AXM	10061-02-6	
Toluene	ND	ug/L	6	03/15/95	EPA 624	AXM	108-88-3	
cis-1,3-Dichloropropene	ND	ug/L	5	03/15/95	EPA 624	AXM	10061-01-5	
1,1,2-Trichloroethane	ND	ug/L	5	03/15/95	EPA 624	AXM	79-00-5	
Dibromochloromethane	ND	ug/L	5	03/15/95	EPA 624	AXM	124-48-1	
Tetrachloroethene	ND	ug/L	5	03/15/95	EPA 624	AXM	127-18-4	
Chlorobenzene	ND	ug/L	6	03/15/95	EPA 624	AXM	108-90-7	
Ethyl Benzene	ND	ug/L	7.2	03/15/95	EPA 624	AXM	100-41-4	
Bromoform	ND	ug/L	5	03/15/95	EPA 624	AXM	75-25-2	
1,1,2,2-Tetrachloroethane	ND	ug/L	6.9	03/15/95	EPA 624	AXM	79-34-5	
1,3-Dichlorobenzene	ND	ug/L	5	03/15/95	EPA 624	AXM	541-73-1	



REPORT OF LABORATORY ANALYSIS

DATE: 03/24/95

PAGE: 9

PACE Project Number: 70968

Client Project ID: WEYERHAEUSER ALAMEDA

PACE Sample No:	7063563	Date Collected:	03/07/95
Client Sample ID:	MW-6	Date Received:	03/10/95

Parameters	Results	Units	PRL	Analyzed	Method	Analyst	CAS#	Footnotes
1,2-Dichlorobenzene	ND	ug/L	5	03/15/95	EPA 624	AXM	95-50-1	
1,4-Dichlorobenzene	ND	ug/L	5	03/15/95	EPA 624	AXM	106-46-7	
1,2-Dichloroethane-d4 (S)	116	%		03/15/95	EPA 624	AXM	17060-07-0	
Toluene-d8 (S)	109	%		03/15/95	EPA 624	AXM	2037-26-5	
4-Bromofluorobenzene (S)	105	%		03/15/95	EPA 624	AXM	460-00-4	

PACE Sample No:	7063571	Date Collected:	03/07/95
Client Sample ID:	MW-7	Date Received:	03/10/95

Parameters	Results	Units	PRL	Analyzed	Method	Analyst	CAS#	Footnotes
015 Fuel Fingerprint in Water								
Diesel Fuel	1.4	mg/L	0.055	03/19/95	TPH by EPA 8015M	DLA		4
n-Pentacosane (S)	107	%		03/19/95	TPH by EPA 8015M	DLA	629-99-2	
Date Extracted				03/14/95				

PACE Sample No:	7063589	Date Collected:	03/07/95
Client Sample ID:	MW-9	Date Received:	03/10/95

Parameters	Results	Units	PRL	Analyzed	Method	Analyst	CAS#	Footnotes
GC -- Volatiles								
GAS/BTEX by CA LUFT, Water								
Gasoline	9900	ug/L	500	03/14/95	CA LUFT	LMD		
Benzene	820	ug/L	5	03/14/95	CA LUFT	LMD	71-43-2	
Toluene	22	ug/L	5	03/14/95	CA LUFT	LMD	108-88-3	
Ethyl Benzene	230	ug/L	5	03/14/95	CA LUFT	LMD	100-41-4	
Xylene (Total)	78	ug/L	10	03/14/95	CA LUFT	LMD	1330-20-7	
a,a,a-Trifluorotoluene (S)	128	%		03/14/95	CA LUFT	LMD	2164-17-2	5
4-Bromofluorobenzene (S)	94	%		03/14/95	CA LUFT	LMD	460-00-4	
GC/MS -- VOA								
Volatile GC/MS by 624								
Chloromethane	ND	ug/L	5	03/15/95	EPA 624	AXM	74-87-3	
Vinyl Chloride	ND	ug/L	5	03/15/95	EPA 624	AXM	75-01-4	
Bromomethane	ND	ug/L	5	03/15/95	EPA 624	AXM	74-83-9	
Chloroethane	ND	ug/L	5	03/15/95	EPA 624	AXM	75-00-3	
1,1-Dichloroethene	ND	ug/L	5	03/15/95	EPA 624	AXM	75-35-4	



REPORT OF LABORATORY ANALYSIS

DATE: 03/24/95

PAGE: 10

PACE Project Number: 70968

Client Project ID: WEYERHAEUSER ALAMEDA

PACE Sample No: 7063589 Date Collected: 03/07/95
 Client Sample ID: MW-9 Date Received: 03/10/95

Parameters	Results	Units	PRL	Analyzed	Method	Analyst	CAS#	Footnotes
Methylene Chloride	ND	ug/L	5	03/15/95	EPA 624	AXM	75-09-2	
Trichlorofluoromethane	ND	ug/L	5	03/15/95	EPA 624	AXM	75-69-4	
trans-1,2-Dichloroethene	ND	ug/L	5	03/15/95	EPA 624	AXM	156-60-5	
1,1-Dichloroethane	12	ug/L	5	03/15/95	EPA 624	AXM	75-34-3	
Chloroform	ND	ug/L	5	03/15/95	EPA 624	AXM	67-66-3	
1,1,1-Trichloroethane	ND	ug/L	5	03/15/95	EPA 624	AXM	71-55-6	
1,2-Dichloroethane	14	ug/L	5	03/15/95	EPA 624	AXM	107-06-2	
Carbon Tetrachloride	ND	ug/L	5	03/15/95	EPA 624	AXM	56-23-5	
Benzene	780	ug/L	5	03/15/95	EPA 624	AXM	71-43-2	6
1,2-Dichloropropane	ND	ug/L	6	03/15/95	EPA 624	AXM	78-87-5	
Trichloroethene	ND	ug/L	5	03/15/95	EPA 624	AXM	79-01-6	
Bromodichloromethane	ND	ug/L	5	03/15/95	EPA 624	AXM	75-27-4	
2-Chloroethyl Vinyl Ether	ND	ug/L	5	03/15/95	EPA 624	AXM	110-75-8	
trans-1,3-Dichloropropene	ND	ug/L	5	03/15/95	EPA 624	AXM	10061-02-6	
Toluene	14	ug/L	6	03/15/95	EPA 624	AXM	108-88-3	
cis-1,3-Dichloropropene	ND	ug/L	5	03/15/95	EPA 624	AXM	10061-01-5	
1,1,2-Trichloroethane	ND	ug/L	5	03/15/95	EPA 624	AXM	79-00-5	
Dibromochloromethane	ND	ug/L	5	03/15/95	EPA 624	AXM	124-48-1	
Tetrachloroethene	ND	ug/L	5	03/15/95	EPA 624	AXM	127-18-4	
Chlorobenzene	ND	ug/L	6	03/15/95	EPA 624	AXM	108-90-7	
Ethyl Benzene	240	ug/L	7.2	03/15/95	EPA 624	AXM	100-41-4	
Bromoform	ND	ug/L	5	03/15/95	EPA 624	AXM	75-25-2	
1,1,2,2-Tetrachloroethane	ND	ug/L	6.9	03/15/95	EPA 624	AXM	79-34-5	
1,3-Dichlorobenzene	ND	ug/L	5	03/15/95	EPA 624	AXM	541-73-1	
1,2-Dichlorobenzene	ND	ug/L	5	03/15/95	EPA 624	AXM	95-50-1	
1,4-Dichlorobenzene	ND	ug/L	5	03/15/95	EPA 624	AXM	106-46-7	
1,2-Dichloroethane-d4 (S)	109	%		03/15/95	EPA 624	AXM	17060-07-0	
Toluene-d8 (S)	104	%		03/15/95	EPA 624	AXM	2037-26-5	
4-Bromofluorobenzene (S)	84	%		03/15/95	EPA 624	AXM	460-00-4	

PACE Sample No: 7063597 Date Collected: 03/07/95
 Client Sample ID: MW-10 Date Received: 03/10/95

Parameters	Results	Units	PRL	Analyzed	Method	Analyst	CAS#	Footnotes
GAS - Volatiles								
AS/BTEX by CA LUFT, Water								
Gasoline	ND	ug/L	50	03/13/95	CA LUFT	LMD		
Benzene	ND	ug/L	0.5	03/13/95	CA LUFT	LMD	71-43-2	



REPORT OF LABORATORY ANALYSIS

DATE: 03/24/95

PAGE: 11

PACE Project Number: 70968

Client Project ID: WEYERHAEUSER ALAMEDA

PACE Sample No: 7063597 Date Collected: 03/07/95
 Client Sample ID: MW-10 Date Received: 03/10/95

Parameters	Results	Units	PRL	Analyzed	Method	Analyst	CAS#	Footnotes
Toluene	ND	ug/L	0.5	03/13/95	CA LUFT	LMD	108-88-3	
Ethyl Benzene	ND	ug/L	0.5	03/13/95	CA LUFT	LMD	100-41-4	
Xylene (Total)	ND	ug/L	1	03/13/95	CA LUFT	LMD	1330-20-7	
a.a.a-Trifluorotoluene (S)	93	%		03/13/95	CA LUFT	LMD	2164-17-2	
4-Bromofluorobenzene (S)	94	%		03/13/95	CA LUFT	LMD	460-00-4	
GC/MS -- VOA								
Volatile GC/MS by 624								
Chloromethane	ND	ug/L	5	03/15/95	EPA 624	AXM	74-87-3	
Vinyl Chloride	ND	ug/L	5	03/15/95	EPA 624	AXM	75-01-4	
Bromomethane	ND	ug/L	5	03/15/95	EPA 624	AXM	74-83-9	
Chloroethane	ND	ug/L	5	03/15/95	EPA 624	AXM	75-00-3	
1,1-Dichloroethene	ND	ug/L	5	03/15/95	EPA 624	AXM	75-35-4	
Methylene Chloride	ND	ug/L	5	03/15/95	EPA 624	AXM	75-09-2	
Trichlorofluoromethane	ND	ug/L	5	03/15/95	EPA 624	AXM	75-69-4	
trans-1,2-Dichloroethene	ND	ug/L	5	03/15/95	EPA 624	AXM	156-60-5	
1,1-Dichloroethane	ND	ug/L	5	03/15/95	EPA 624	AXM	75-34-3	
Chloroform	ND	ug/L	5	03/15/95	EPA 624	AXM	67-66-3	
1,1,1-Trichloroethane	ND	ug/L	5	03/15/95	EPA 624	AXM	71-55-6	
1,2-Dichloroethane	ND	ug/L	5	03/15/95	EPA 624	AXM	107-06-2	
Carbon Tetrachloride	ND	ug/L	5	03/15/95	EPA 624	AXM	56-23-5	
Benzene	ND	ug/L	5	03/15/95	EPA 624	AXM	71-43-2	
1,2-Dichloropropane	ND	ug/L	6	03/15/95	EPA 624	AXM	78-87-5	
Trichloroethene	ND	ug/L	5	03/15/95	EPA 624	AXM	79-01-6	
Bromodichloromethane	ND	ug/L	5	03/15/95	EPA 624	AXM	75-27-4	
2-Chloroethyl Vinyl Ether	ND	ug/L	5	03/15/95	EPA 624	AXM	110-75-8	
trans-1,3-Dichloropropene	ND	ug/L	5	03/15/95	EPA 624	AXM	10061-02-6	
Toluene	ND	ug/L	6	03/15/95	EPA 624	AXM	108-88-3	
cis-1,3-Dichloropropene	ND	ug/L	5	03/15/95	EPA 624	AXM	10061-01-5	
1,1,2-Trichloroethane	ND	ug/L	5	03/15/95	EPA 624	AXM	79-00-5	
Dibromochloromethane	ND	ug/L	5	03/15/95	EPA 624	AXM	124-48-1	
Tetrachloroethene	ND	ug/L	5	03/15/95	EPA 624	AXM	127-18-4	
Chlorobenzene	ND	ug/L	6	03/15/95	EPA 624	AXM	108-90-7	
Ethyl Benzene	ND	ug/L	7.2	03/15/95	EPA 624	AXM	100-41-4	
Bromoform	ND	ug/L	5	03/15/95	EPA 624	AXM	75-25-2	
1,1,1,2-Tetrachloroethane	ND	ug/L	6.9	03/15/95	EPA 624	AXM	79-34-5	
1,3-Dichlorobenzene	ND	ug/L	5	03/15/95	EPA 624	AXM	541-73-1	
1,2-Dichlorobenzene	ND	ug/L	5	03/15/95	EPA 624	AXM	95-50-1	
1,4-Dichlorobenzene	ND	ug/L	5	03/15/95	EPA 624	AXM	106-46-7	
1,2-Dichloroethane-d4 (S)	103	%		03/15/95	EPA 624	AXM	17060-07-0	
Toluene-d8 (S)	109	%		03/15/95	EPA 624	AXM	2037-26-5	



REPORT OF LABORATORY ANALYSIS

DATE: 03/24/95

PAGE: 12

PACE Project Number: 70968

Client Project ID: WEYERHAEUSER ALAMEDA

CE Sample No:	7063597	Date Collected:	03/07/95
Client Sample ID:	MW-10	Date Received:	03/10/95

Parameters	Results	Units	PRL	Analyzed	Method	Analyst	CAS#	Footnotes
4-Bromofluorobenzene (S)	99	%		03/15/95	EPA 624	AXM	460-00-4	

CE Sample No:	7063605	Date Collected:	03/07/95
Client Sample ID:	MW-11	Date Received:	03/10/95

Parameters	Results	Units	PRL	Analyzed	Method	Analyst	CAS#	Footnotes
GC -- Volatiles								
GAS/BTEX by CA LUFT, Water								
Gasoline	ND	ug/L	50	03/13/95	CA LUFT	ADS		
Benzene	ND	ug/L	0.5	03/13/95	CA LUFT	ADS	71-43-2	
Toluene	ND	ug/L	0.5	03/13/95	CA LUFT	ADS	108-88-3	
Ethyl Benzene	ND	ug/L	0.5	03/13/95	CA LUFT	ADS	100-41-4	
Xylene (Total)	ND	ug/L	1	03/13/95	CA LUFT	ADS	1330-20-7	
m,p,a-Trifluorotoluene (S)	96	%		03/13/95	CA LUFT	ADS	2164-17-2	
4-Bromofluorobenzene (S)	95	%		03/13/95	CA LUFT	ADS	460-00-4	

Parameters	Results	Units	PRL	Analyzed	Method	Analyst	CAS#	Footnotes
MS -- VOA								
Volatile GC/MS by 624								
Chloromethane	ND	ug/L	5	03/15/95	EPA 624	AXM	74-87-3	
Vinyl Chloride	ND	ug/L	5	03/15/95	EPA 624	AXM	75-01-4	
Bromomethane	ND	ug/L	5	03/15/95	EPA 624	AXM	74-83-9	
Chloroethane	ND	ug/L	5	03/15/95	EPA 624	AXM	75-00-3	
1,1-Dichloroethene	ND	ug/L	5	03/15/95	EPA 624	AXM	75-35-4	
Methylene Chloride	ND	ug/L	5	03/15/95	EPA 624	AXM	75-09-2	
Trichlorofluoromethane	ND	ug/L	5	03/15/95	EPA 624	AXM	75-69-4	
trans-1,2-Dichloroethene	ND	ug/L	5	03/15/95	EPA 624	AXM	156-60-5	
1,1-Dichloroethane	ND	ug/L	5	03/15/95	EPA 624	AXM	75-34-3	
Chloroform	ND	ug/L	5	03/15/95	EPA 624	AXM	67-66-3	
1,1,1-Trichloroethane	ND	ug/L	5	03/15/95	EPA 624	AXM	71-55-6	
1,2-Dichloroethane	ND	ug/L	5	03/15/95	EPA 624	AXM	107-06-2	
Carbon Tetrachloride	ND	ug/L	5	03/15/95	EPA 624	AXM	56-23-5	
Benzene	ND	ug/L	5	03/15/95	EPA 624	AXM	71-43-2	
1,2-Dichloropropane	ND	ug/L	6	03/15/95	EPA 624	AXM	78-87-5	
Trichloroethene	ND	ug/L	5	03/15/95	EPA 624	AXM	79-01-6	
Bromodichloromethane	ND	ug/L	5	03/15/95	EPA 624	AXM	75-27-4	
2-Chloroethyl Vinyl Ether	ND	ug/L	5	03/15/95	EPA 624	AXM	110-75-8	
trans-1,3-Dichloropropene	ND	ug/L	5	03/15/95	EPA 624	AXM	10061-02-6	
Toluene	ND	ug/L	6	03/15/95	EPA 624	AXM	108-88-3	
cis-1,3-Dichloropropene	ND	ug/L	5	03/15/95	EPA 624	AXM	10061-01-5	

REPORT OF LABORATORY ANALYSIS

DATE: 03/24/95

PAGE: 13

PACE Project Number: 70968

Client Project ID: WEYERHAEUSER ALAMEDA

PACE Sample No: 7063605 Date Collected: 03/07/95
 Client Sample ID: MW-11 Date Received: 03/10/95

Parameters	Results	Units	PRL	Analyzed	Method	Analyst	CAS#	Footnotes
1,1,2-Trichloroethane	ND	ug/L	5	03/15/95	EPA 624	AXM	79-00-5	
Dibromochloromethane	ND	ug/L	5	03/15/95	EPA 624	AXM	124-48-1	
Tetrachloroethene	ND	ug/L	5	03/15/95	EPA 624	AXM	127-18-4	
Chlorobenzene	ND	ug/L	6	03/15/95	EPA 624	AXM	108-90-7	
Ethyl Benzene	ND	ug/L	7.2	03/15/95	EPA 624	AXM	100-41-4	
Bromoform	ND	ug/L	5	03/15/95	EPA 624	AXM	75-25-2	
1,1,2,2-Tetrachloroethane	ND	ug/L	6.9	03/15/95	EPA 624	AXM	79-34-5	
1,3-Dichlorobenzene	ND	ug/L	5	03/15/95	EPA 624	AXM	541-73-1	
1,2-Dichlorobenzene	ND	ug/L	5	03/15/95	EPA 624	AXM	95-50-1	
1,4-Dichlorobenzene	ND	ug/L	5	03/15/95	EPA 624	AXM	106-46-7	
1,2-Dichloroethane-d4 (S)	116	%		03/15/95	EPA 624	AXM	17060-07-0	
Toluene-d8 (S)	108	%		03/15/95	EPA 624	AXM	2037-26-5	
4-Bromofluorobenzene (S)	102	%		03/15/95	EPA 624	AXM	460-00-4	

PACE Sample No: 7063613 Date Collected: 03/07/95
 Client Sample ID: MW-12 Date Received: 03/10/95

Parameters	Results	Units	PRL	Analyzed	Method	Analyst	CAS#	Footnotes
-- Volatiles								
GAS/BTEX by CA LUFT, Water								
Gasoline	ND	ug/L	50	03/13/95	CA LUFT	LMD		
Benzene	1.7	ug/L	0.5	03/13/95	CA LUFT	LMD	71-43-2	
Toluene	ND	ug/L	0.5	03/13/95	CA LUFT	LMD	108-88-3	
Ethyl Benzene	ND	ug/L	0.5	03/13/95	CA LUFT	LMD	100-41-4	
Xylene (Total)	ND	ug/L	1	03/13/95	CA LUFT	LMD	1330-20-7	
a.a.a-Trifluorotoluene (S)	93	%		03/13/95	CA LUFT	LMD	2164-17-2	
4-Bromofluorobenzene (S)	89	%		03/13/95	CA LUFT	LMD	460-00-4	

Parameters	Results	Units	PRL	Analyzed	Method	Analyst	CAS#	Footnotes
GC/MS -- VOA								
Volatile GC/MS by 624								
Chloromethane	ND	ug/L	5	03/15/95	EPA 624	AXM	74-87-3	
Vinyl Chloride	ND	ug/L	5	03/15/95	EPA 624	AXM	75-01-4	
Bromomethane	ND	ug/L	5	03/15/95	EPA 624	AXM	74-83-9	
Chloroethane	ND	ug/L	5	03/15/95	EPA 624	AXM	75-00-3	
1,1-Dichloroethene	ND	ug/L	5	03/15/95	EPA 624	AXM	75-35-4	
Methylene Chloride	ND	ug/L	5	03/15/95	EPA 624	AXM	75-09-2	
Trichlorofluoromethane	ND	ug/L	5	03/15/95	EPA 624	AXM	75-69-4	
trans-1,2-Dichloroethene	ND	ug/L	5	03/15/95	EPA 624	AXM	156-60-5	
1,1-Dichloroethane	11	ug/L	5	03/15/95	EPA 624	AXM	75-34-3	



REPORT OF LABORATORY ANALYSIS

DATE: 03/24/95

PAGE: 14

PACE Project Number: 70968

Client Project ID: WEYERHAEUSER ALAMEDA

PACE Sample No: 7063613 Date Collected: 03/07/95
 Client Sample ID: MW-12 Date Received: 03/10/95

Parameters	Results	Units	PRL	Analyzed	Method	Analyst	CAS#	Footnotes
Chloroform	ND	ug/L	5	03/15/95	EPA 624	AXM	67-66-3	
1,1,1-Trichloroethane	ND	ug/L	5	03/15/95	EPA 624	AXM	71-55-6	
1,2-Dichloroethane	ND	ug/L	5	03/15/95	EPA 624	AXM	107-06-2	
Carbon Tetrachloride	ND	ug/L	5	03/15/95	EPA 624	AXM	56-23-5	
Benzene	ND	ug/L	5	03/15/95	EPA 624	AXM	71-43-2	
1,2-Dichloropropane	ND	ug/L	6	03/15/95	EPA 624	AXM	78-87-5	
Trichloroethene	ND	ug/L	5	03/15/95	EPA 624	AXM	79-01-6	
Bromodichloromethane	ND	ug/L	5	03/15/95	EPA 624	AXM	75-27-4	
2-Chloroethyl Vinyl Ether	ND	ug/L	5	03/15/95	EPA 624	AXM	110-75-8	
trans-1,3-Dichloropropene	ND	ug/L	5	03/15/95	EPA 624	AXM	10061-02-6	
Toluene	ND	ug/L	6	03/15/95	EPA 624	AXM	108-88-3	
cis-1,3-Dichloropropene	ND	ug/L	5	03/15/95	EPA 624	AXM	10061-01-5	
1,1,2-Trichloroethane	ND	ug/L	5	03/15/95	EPA 624	AXM	79-00-5	
Dibromochloromethane	ND	ug/L	5	03/15/95	EPA 624	AXM	124-48-1	
Tetrachloroethene	ND	ug/L	5	03/15/95	EPA 624	AXM	127-18-4	
Chlorobenzene	ND	ug/L	6	03/15/95	EPA 624	AXM	108-90-7	
Ethyl Benzene	ND	ug/L	7.2	03/15/95	EPA 624	AXM	100-41-4	
Bromoform	ND	ug/L	5	03/15/95	EPA 624	AXM	75-25-2	
1,1,2,2-Tetrachloroethane	ND	ug/L	6.9	03/15/95	EPA 624	AXM	79-34-5	
1,3-Dichlorobenzene	ND	ug/L	5	03/15/95	EPA 624	AXM	541-73-1	
1,2-Dichlorobenzene	ND	ug/L	5	03/15/95	EPA 624	AXM	95-50-1	
1,4-Dichlorobenzene	ND	ug/L	5	03/15/95	EPA 624	AXM	106-46-7	
1,2-Dichloroethane-d4 (S)	116	%		03/15/95	EPA 624	AXM	17060-07-0	
Toluene-d8 (S)	125	%		03/15/95	EPA 624	AXM	2037-26-5	
4-Bromofluorobenzene (S)	97	%		03/15/95	EPA 624	AXM	460-00-4	