

LAW OFFICES OF
DONALD E. ANDERSONALCO
PERI EXECUTIVE CENTRE HAZMAT
2033 NORTH MAIN STREET, SUITE 700
WALNUT CREEK, CALIFORNIA 94596 8/1 AUG -3 PM 4:26
TELEPHONE (510) 746-6666
TELECOPIER (510) 932-1961

August 1, 1994

Jennifer Eberle
Hazardous Materials Specialist
Alameda County Health Care Services Agency
Dept. of Environmental Health
80 Swan Way, Rm 200
Oakland, CA 94621

**Re: Meyer Plumbing, 311 Second Street, Oakland, CA
STID 4616**


Dear Ms. Eberle:

I have been trying to reach you for a week by phone and the line seems to be busy all the time.

When you receive this letter could you give me a call.

Thank you for your courtesy.

Very truly yours,



Donald E. Anderson

DEA:ms
eberle-8.14

LAW OFFICES OF
DONALD E. ANDERSON
PERI EXECUTIVE CENTRE
2033 NORTH MAIN STREET, SUITE 700
WALNUT CREEK, CALIFORNIA 94596
TELEPHONE (510) 746-6666
TELECOPIER (510) 932-1961

ALCO
HAZMAT
94 JAN 27 PM 2:36

January 26, 1994

Jennifer Eberle
Hazardous Materials Specialist
Alameda County Health Care Services Agency
Dept. of Environmental Health
80 Swan Way, Rm 200
Oakland, CA 94621

**Re: Meyer Plumbing, 311 Second Street, Oakland, CA
STID 4616**

Dear Ms. Eberle:


Thank you very much for taking the time to meet with Mike Lewis and myself on Friday, January 21, 1994.

I indicated in the meeting if you need any further information from this office, please do not hesitate to contact me.

Further, pursuant to our discussions at the meeting, the new deadline of March 1, 1994 for submittal of the workplan for subsurface investigation will be continued to a later date.

If this is at variance with your understanding, please advise.

Very truly yours,



Donald E. Anderson

DEA:ms
eberle-1.264

cc: Bud Weymouth
Michael Lewis, Blymer Engineers

1-21-94 mtg w/ :


Law Offices of
Donald E. Anderson

Peri Executive Centre
2033 North Main Street, Suite 760
Walnut Creek, California 94596

Telephone (510) 746-6666
Telecopier (510) 746-3242

MIKE LEWIS
Director of Underground
Storage Tank Services
(510) 521-3773

BLYMYER
ENGINEERS, INC.



1829 Clement Ave., Alameda, CA 94501-1396 • FAX (510) 865-2594

ALAMEDA COUNTY
HEALTH CARE SERVICES
AGENCY

DAVID J. KEARS, Agency Director



RAFAT A. SHAHID, ASST. AGENCY DIRECTOR

January 7, 1994
STID 4616

Don Anderson
Law Offices
2033 North Main St., Suite 700
Walnut Creek CA 94596

DEPARTMENT OF ENVIRONMENTAL HEALTH
State Water Resources Control Board
Division of Clean Water Programs
UST Local Oversight Program
80 Swan Way, Rm 200
Oakland, CA 94621
(510) 271-4530

RE: Meyer Plumbing Supply site
311-2nd St.
Oakland CA 94607

Dear Mr. Anderson,

I have received your letter dated 1/5/94, regarding the above referenced site. Your request for an additional 30 days for submittal of the workplan for subsurface investigation is acceptable. This workplan was previously requested by our letter dated 12/17/93. The new deadline is **March 1, 1994**.

As per your inquiry, I have produced a site location map which includes nearby sites listed in our database. I hope this information aides your client and the consultant(s) involved. Further information is available on these particular site.

If you have any questions, please contact me at 510-271-4530.

Sincerely,

A handwritten signature in cursive script, appearing to read 'Jennifer Eberle'.

Jennifer Eberle
Hazardous Materials Specialist

cc: E. Myall and R. Weymouth, Meyer Plumbing Supply, 311-2nd
St., Oakland CA 94607
Michael Lewis, Blymer Engineers, 1829 Clement Ave., Alameda
CA 94501-1395
Ed Howell/file

je

LAW OFFICES OF
DONALD E. ANDERSON
PERI EXECUTIVE CENTRE
2033 NORTH MAIN STREET, SUITE 700
WALNUT CREEK, CALIFORNIA 94596
TELEPHONE (510) 746-6666
TELECOPIER (510) 932-1961

ALCO
HAZMAT
94 JAN -6 PM 2:26

January 5, 1994

Jennifer Eberle
Hazardous Materials Specialist
Alameda County Health Care Services Agency
Dept. of Environmental Health
80 Swan Way, Rm 200
Oakland, CA 94621

**Re: Meyer Plumbing, 311 Second Street, Oakland, CA
STID 4616**

Dear Ms. Eberle:

I am enclosing for your reference your letter of December 17, 1993.

Pursuant to our discussion of January 4, 1994, this is to confirm our conversation where it was agreed my client could have an additional 30 days to submit a work plan for subsurface investigation.

As I indicated because of the holidays and illnesses, the delay is necessary for my client to obtain the necessary bids.


Also, you were gracious enough to volunteer to assist in my client's problem by supplying a computer map of nearby site locations that you have on your computer.

If you could forward me a copy of your computer print-out it would be appreciated or I would be happy to meet with you at your convenience at your office to review the data.

Jennifer Eberle
Hazardous Materials Specialist
January 5, 1994
Page 2

Thank you for your cooperation. If you have any questions,
please do not hesitate to call.

Very truly yours,

A handwritten signature in black ink, appearing to read 'D. Anderson', with a long, sweeping horizontal stroke extending to the right.

Donald E. Anderson

DEA:ms
enc.
eberle-1.54

cc: Bud Weymouth
Michael Lewis, Blymer Engineers

ALAMEDA COUNTY
HEALTH CARE SERVICES
AGENCY



DAVID J. KEARS, Agency Director

RAFAT A. SHAHID, ASST. AGENCY DIRECTOR

December 17, 1993
STID 4616

E. Myall and R. Weymouth
Meyer Plumbing Supply
311-2nd St.
Oakland CA 94607

DEPARTMENT OF ENVIRONMENTAL HEALTH
State Water Resources Control Board
Division of Clean Water Programs
UST Local Oversight Program
80 Swan Way, Rm 200
Oakland, CA 94621
(510) 271-4530

Dear Mr. Myall and Mr. Weymouth,

We are in receipt of a letter report prepared by Blymer Engineers Inc., dated 11/1/93. This report documents the installation of two slant soil borings beneath the ends of the underground storage tank (UST). As you know, significant concentrations of contaminants were detected in both soil and groundwater. Up to 15,000 ppm TPH-d, 34 ppm TPH-g, and 84 ppm total lead was detected in soil. Up to 5,500 ppb TPH-d, 85 ppb TPH-g, and 2.7 ppb benzene was detected in groundwater.

Therefore, you are requested to submit a workplan for subsurface investigation **within 45 days, or by February 1, 1994**, which will delineate the lateral and vertical extent of soil and groundwater contamination. This is a preliminary step towards site remediation.

All work should adhere to a) the Tri-Regional Board Staff Recommendations for Preliminary Evaluation and Investigation of Underground Tank Sites, dated 8/10/90; and b) Article 11 of Title 23, California Code of Regulations. Reports and proposals must be submitted **under seal** of a California-Registered Geologist, -Certified Engineering Geologist, or -Registered Civil Engineer.

Please note that reports and documents no longer need to be copied to the Regional Water Quality Control Board. Kindly submit a cover letter with your consultant's reports. If you have any questions, please contact me at 510-271-4530.

Sincerely,

A handwritten signature in cursive script, appearing to read "J. Eberle".

Jennifer Eberle
Hazardous Materials Specialist

cc: Michael Lewis, Blymer Engineers, 1829 Clement Ave., Alameda
CA 94501-1395
Ed Howell/file

je

ALAMEDA COUNTY
HEALTH CARE SERVICES
AGENCY

DAVID J. KEARS, Agency Director



RAFAT A. SHAHID, ASST. AGENCY DIRECTOR

DEPARTMENT OF ENVIRONMENTAL HEALTH
State Water Resources Control Board
Division of Clean Water Programs
UST Local Oversight Program
80 Swan Way, Rm 200
Oakland, CA 94621
(510) 271-4530

December 10, 1993

John S. Hahn
Sonnenschein Nath & Rosenthal
1301 K Street, N.W.
Suite 600, East Tower
Washington, D.C. 20005

STID 3856

Re: Work plan for investigations at 1055 Eastshore Hwy.,
Albany, California

Dear Mr. Hahn,

This office received the addendum to All West Environmental's work plan for investigations at the above site. As stated in the November 4, 1993 letter from this office, the work plan is not acceptable to this office unless measures are taken to define the extent of soil contamination to the north and confirm that this soil is clean. Although the addendum states that the soil to the north of the former tank is clean, this office needs some sort of documentation, in the form of laboratory analysis results or possibly Photoionization Detecting monitoring results, to confirm this statement. Please be reminded that **per Section 2725, Article 11, Title 23 California Code of Regulations**, you are **required** to fully define the vertical and lateral extent of an unauthorized release.

You are, therefore, required to submit an addendum to the proposed work plan, **within 30 days** of the date of this letter, addressing soil sampling to the north of the former tank pit. Until then, the work plan will not be acceptable to this office.

If you have any questions or comments, please contact me at (510) 271-4530.

Sincerely,

Juliet Shin
Hazardous Materials Specialist

cc: John Frank
UST Program Mgr.
JMB Properties, Inc.
900 North Michigan Ave., Ste 1400
Chicago, Ill 60611

FACSIMILE MEMORANDUM SHEET

BLMYER
ENGINEERS, INC



Date: October 5, 1993

Job No.: 93121

Fax No.: 569-4757

TO: Jennifer Eberle, Alameda County Dept. of Environmental Health

Subject: Meyer Plumbing Supply, Oakland, CA

Comments:

Following is a table summarizing the soil and groundwater sample analytical results for the subject site. A complete report will be forwarded to your department shortly.

From: Mike Lewis

Total number of pages (including this memo): 2 Originals to be mailed YES NO

Carbon Copy:

If this transmission has not arrived as described or is not in readable condition, please contact Blymyer Engineers, Inc. and we will re-transmit.

(510) 521-3773 1829 Clement Avenue, Alameda, CA 94501-1395 Fax (510) 885-2594

UNDERGROUND STORAGE TANK UNAUTHORIZED RELEASE (LEAK) / CONTAMINATION SITE REPORT

EMERGENCY <input type="checkbox"/> YES <input checked="" type="checkbox"/> NO	HAS STATE OFFICE OF EMERGENCY SERVICES REPORT BEEN FILED? <input type="checkbox"/> YES <input checked="" type="checkbox"/> NO	FOR LOCAL AGENCY USE ONLY THEREBY CERTIFY THAT I HAVE DISTRIBUTED THIS INFORMATION ACCORDING TO THE DISTRIBUTION SHOWN ON THE INSTRUCTION SHEET ON THE BACK PAGE OF THIS FORM. <i>Eberle</i> Page 7-93
REPORT DATE 1 M 0 D 05 Y 9 M 3 D	CASE #	SIGNED _____ DATE _____

REPORTED BY	NAME OF INDIVIDUAL FILING REPORT MICHAEL S. LEWIS	PHONE (510) 521-3773	SIGNATURE <i>Michael S. Lewis</i>	
	REPRESENTING <input checked="" type="checkbox"/> OWNER/OPERATOR <input type="checkbox"/> REGIONAL BOARD <input type="checkbox"/> LOCAL AGENCY <input type="checkbox"/> OTHER	COMPANY OR AGENCY NAME BLMYER ENGINEERS, INC.		
	ADDRESS 1829 CLEMENT AVENUE ALAMEDA CA 94601 94501			

RESPONSIBLE PARTY	NAME MEYER PLUMBING SUPPLY <input type="checkbox"/> UNKNOWN	CONTACT PERSON BUD WEYMOUTH	PHONE (510) 832-3324
	ADDRESS 311 SECOND STREET OAKLAND CA 94607		

SITE LOCATION	FACILITY NAME (IF APPLICABLE) MEYER PLUMBING SUPPLY	OPERATOR MEYER PLUMBING SUPPLY	PHONE (510) 832-3324
	ADDRESS 311 SECOND STREET OAKLAND ALAMEDA 94607		
CROSS STREET HARRISON STREET			

IMPLEMENTING AGENCIES	LOCAL AGENCY AGENCY NAME ALAMEDA COUNTY DEPT. OF ENV. HEALTH	CONTACT PERSON JENNIFER EBERLE	PHONE (510) 271-4530
	REGIONAL BOARD SAN FRANCISCO BAY REGION CONTACT PERSON RICHARD HEITT PHONE (510) 286-4359		

SUBSTANCES INVOLVED	(1) NAME DIESEL	QUANTITY LOST (GALLONS) <input checked="" type="checkbox"/> UNKNOWN
	(2) NAME GASOLINE	QUANTITY LOST (GALLONS) <input checked="" type="checkbox"/> UNKNOWN

DISCOVERY/ABATEMENT	DATE DISCOVERED 1 M 0 D 04 Y 9 M 3 D	HOW DISCOVERED <input type="checkbox"/> INVENTORY CONTROL <input type="checkbox"/> SUBSURFACE MONITORING <input type="checkbox"/> NUISANCE CONDITIONS <input type="checkbox"/> TANK TEST <input type="checkbox"/> TANK REMOVAL <input checked="" type="checkbox"/> OTHER IN-PLACE CLOSURE
	DATE DISCHARGE BEGAN <input checked="" type="checkbox"/> UNKNOWN	METHOD USED TO STOP DISCHARGE (CHECK ALL THAT APPLY) <input type="checkbox"/> REMOVE CONTENTS <input type="checkbox"/> CLOSE TANK & REMOVE <input type="checkbox"/> REPAIR PIPING <input type="checkbox"/> REPAIR TANK <input checked="" type="checkbox"/> CLOSE TANK & FILL IN PLACE <input type="checkbox"/> CHANGE PROCEDURE <input type="checkbox"/> REPLACE TANK <input type="checkbox"/> OTHER
	HAS DISCHARGE BEEN STOPPED? <input checked="" type="checkbox"/> YES <input type="checkbox"/> NO IF YES, DATE 1 M 23 D 1 Y 7 M 6 D PRIOR TO	

SOURCE/ CAUSE	SOURCE OF DISCHARGE <input type="checkbox"/> TANK LEAK <input checked="" type="checkbox"/> UNKNOWN <input type="checkbox"/> PIPING LEAK <input type="checkbox"/> OTHER	CAUSE(S) <input type="checkbox"/> OVERFILL <input type="checkbox"/> RUPTURE/FAILURE <input type="checkbox"/> SPILL <input type="checkbox"/> CORROSION <input checked="" type="checkbox"/> UNKNOWN <input type="checkbox"/> OTHER
---------------	---	--

CASE TYPE	CHECK ONE ONLY <input checked="" type="checkbox"/> UNDETERMINED <input type="checkbox"/> SOIL ONLY <input checked="" type="checkbox"/> GROUNDWATER <input type="checkbox"/> DRINKING WATER - (CHECK ONLY IF WATER WELLS HAVE ACTUALLY BEEN AFFECTED)
-----------	---

CURRENT STATUS	CHECK ONE ONLY <input checked="" type="checkbox"/> NO ACTION TAKEN <input type="checkbox"/> PRELIMINARY SITE ASSESSMENT WORKPLAN SUBMITTED <input type="checkbox"/> POLLUTION CHARACTERIZATION <input type="checkbox"/> LEAK BEING CONFIRMED <input type="checkbox"/> PRELIMINARY SITE ASSESSMENT UNDERWAY <input type="checkbox"/> POST CLEANUP MONITORING IN PROGRESS <input type="checkbox"/> REMEDIATION PLAN <input type="checkbox"/> CASE CLOSED (CLEANUP COMPLETED OR UNNECESSARY) <input type="checkbox"/> CLEANUP UNDERWAY
----------------	--

REMEDIAL ACTION	CHECK APPROPRIATE ACTION(S) (SEE BACK FOR DETAILS) <input type="checkbox"/> CAP SITE (CD) <input type="checkbox"/> EXCAVATE & DISPOSE (ED) <input type="checkbox"/> REMOVE FREE PRODUCT (FP) <input type="checkbox"/> ENHANCED BIO DEGRADATION (IT) <input type="checkbox"/> CONTAINMENT BARRIER (CB) <input type="checkbox"/> EXCAVATE & TREAT (ET) <input type="checkbox"/> PUMP & TREAT GROUNDWATER (GT) <input type="checkbox"/> REPLACE SUPPLY (RS) <input type="checkbox"/> VACUUM EXTRACT (VE) <input type="checkbox"/> NO ACTION REQUIRED (NA) <input type="checkbox"/> TREATMENT AT HOOKUP (HU) <input type="checkbox"/> VENT SOIL (VS) <input type="checkbox"/> OTHER (OT)
-----------------	--

COMMENTS: Soil borings done under UST for in-place closure. 15,000 ppm TPHd in soil; 5,500 ppb TPHd in water.

Table I, Summary of Soil and Groundwater Sample Analytical Results Meyer Plumbing Supply 311 Second Street, Oakland, California BEI Job No. 93121									
Sample I.D.	Date	Matrix	TPH-D	TPH-G	Benzene	Toluene	Ethylbenzene	Xylenes	Total Lead
			8015M	8015M	8020	8020	8020	8020	6010
			mg/kg	mg/kg	mg/kg	mg/kg	mg/kg	mg/kg	mg/kg
SB-1 5.5 - 6.0'	9/15/93	Soil	4.2	<1.0	<0.0050	<0.0050	<0.0050	0.0090	71
SB-2 7.0 - 7.5'	9/15/93	Soil	15,000	134	<0.0050	<0.0050	0.65	0.82	84
			µg/L	µg/L	µg/L	µg/L	µg/L	µg/L	mg/L
SB-2	9/15/93	Water	5,500	35	27	0.66	<0.50	0.51	<0.0050

- mg/kg = milligrams per kilogram (parts per million)
- µg/L = micrograms per liter (parts per billion)
- mg/L = milligrams per liter (parts per million)
- TPH-D = Total Petroleum Hydrocarbons as Diesel
- TPH-G = Total Petroleum Hydrocarbons as Gasoline

Note:

For results shown as <x, x represents the method reporting limit.

white -env.health
 yellow -facility
 pink -files

ALAMEDA COUNTY, DEPARTMENT OF ENVIRONMENTAL HEALTH
 Hazardous Materials Inspection Form

80 Swan Way, #200
 Oakland, CA 94621
 (415) 271-4320

Supply II, III
 Today's Date 1/15/93

- II.A BUSINESS PLANS (Title 19)**
- 1. Immediate Reporting 2703
 - 2. Bus. Plan Sids. 25503(b)
 - 3. RR Cars > 30 days 25503.7
 - 4. Inventory Information 25504(a)
 - 5. Inventory Complete 2730
 - 6. Emergency Response 25504(b)
 - 7. Training 25504(c)
 - 8. Deficiency 25505(a)
 - 9. Modification 25505(b)

- II.B ACUTELY HAZ. MATLS**
- 10. Registration Form Filed 25533(a)
 - 11. Form Complete 25533(b)
 - 12. RMPP Contents 25534(c)
 - 13. Implement Sch. Req'd? (Y/N)
 - 14. OnSite Conseq. Assess. 25524(c)
 - 15. Probable Risk Assessment 25534(d)
 - 16. Persons Responsible 25534(e)
 - 17. Certification 25534(f)
 - 18. Exemption Request? (Y/N) 25536(b)
 - 19. Trade Secret Requested? 25538

- III. UNDERGROUND TANKS (Title 23)**
- General**
- 1. Permit Application 25284 (H&S)
 - 2. Pipeline Leak Detection 25292 (H&S)
 - 3. Records Maintenance 2712
 - 4. Release Report 2651
 - 5. Closure Plans 2670
- Monitoring for Existing Tanks**
- 6. Method
 - 1) Monthly Test
 - 2) Daily Vadose
 - Semi-annual groundwater
 - One time soils
 - 3) Daily Vadose
 - One time soils
 - Annual tank test
 - 4) Monthly Gndwater
 - One time soils
 - 5) Daily Inventory
 - Annual tank testing
 - Cont pipe leak det
 - Vadose/gndwater mon.
 - 6) Daily Inventory
 - Annual tank testing
 - Cont pipe leak det
 - 7) Weekly Tank Gauge
 - Annual tank testing
 - 8) Annual Tank Testing
 - Daily Inventory
 - 9) Other
- New Tanks**
- 7. Precs Tank Test 2643
 - Date: _____
 - 8. Inventory Rec. 2644
 - 9. Soil Testing 2646
 - 10. Ground Water. 2647
 - 11. Monitor Plan 2632
 - 12. Access. Secure 2634
 - 13. Plans Submit 2711
 - Date: _____
 - 14. As Built 2635
 - Date: _____

Site ID # _____ Site Name Meyer's Plumbing
 Site Address 311-2nd St.
 City Oakland Zip 94607 Phone _____

MAX AMT stored > 500 lbs, 55 gal., 200 cft.?

Inspection Categories:

- I. Haz. Mat/Waste GENERATOR/TRANSPORTER
- II. Business Plans, Acute Hazardous Materials
- III. Underground Tanks Borings

* Calif. Administration Code (CAC) or the Health & Safety Code (HS&C)

Comments:

9:00 Plymer Engineers onsite to drill 2 slant borings beneath existing UST which is filled with concrete. Precision Sampling Inc. is being subcontracted to perform drilling with a pneumatically-driven sampler. The future Amtrak station site (Port of Oakland) is across Harrison St. Tank is buried ~3' bgs, + has a ~4' diameter.
 10:05 RP "Jed" Edward Myall onsite.
 10:25 left site

Rev 6/88

Contact: Michael Lewis
 Title: Director, UST Services
 Signature: [Signature]

Inspector: Jennifer Ebert
 Signature: [Signature]

II, III

GEORGE MEYER
105 DEVIN DRIVE
MORAGA, CALIFORNIA 94556

SEPTEMBER 14, 1993

TO WHOM IT MAY CONCERN:

I, GEORGE MEYER, PURCHASED THE PROPERTY LOCATED AT 311 SECOND STREET, OAKLAND, CALIFORNIA, 94607 IN MAY 1978. WHEN I PURCHASED THE PROPERTY, IT HAD BEEN UNOCCUPIED SINCE APPROXIMATELY 1976.

THE BURIED GAS TANK IN QUESTION ON THE PROPERTY HAD BEEN SEALED BEFORE I TOOK POSSESSION OF 311 SECOND STREET. I CANNOT CONFIRM ACTUAL TANK SEALING DATE, NOR CAN I CONFIRM IF THE GAS TANK HAD EVER BEEN USED BY THE PREVIOUS OWNER.

I NEVER OPENED THE TANK, UNSEALED THE TANK, NOR EVER USED THE TANK DURING MY OWNERSHIP.


I SOLD THE PROPERTY, 311 SECOND STREET TO MR. RAY WEYMOUTH AND MR. EDWARD MYALL JUNE 13, 1986.

REGARDS,

George R. Meyer
GEORGE MEYER

SUBSCRIBED AND SWORN TO BEFORE ME
THIS 14TH DAY OF SEPTEMBER, 1993.
IN AND FOR THE COUNTY OF ALAMEDA,
STATE OF CALIFORNIA.

Julie M. Apana
NOTARY PUBLIC



balco

Manufacturer of Advanced Automotive Service Equipment

SNAP-ON TOOLS CORPORATION
123 East Alma Avenue
San Jose, California 95112-5945, U.S.A.

Phone: (408) 292-2526
Telex: 346 333 Balco SNJ
Fax: (408) 292-3052
Voicemail: (415) 905-0605

CARL RHODIN
Application Engineer

INSYNC
TECHNOLOGIES, INC. 

CHRISTIAN P. RHODIN
Production Manager

14439 CATALINA STREET SAN LEANDRO, CALIFORNIA 94577
VOICE: 510-895-6800 FAX: 510-895-6899

MIKE LEWIS
Director of Underground
Storage Tank Services
(510) 521-3773

BLYMYER
ENGINEERS, INC.



1829 Clement Ave., Alameda, CA 94501-1396 • FAX (510) 865-2594

BLMYER
ENGINEERS, INC.



October 6, 1993
BEI Job No. 121

93 OCT -7 AM 10:44

VIA OVERNIGHT EXPRESS

Ms. Jennifer Eberle
Alameda County Health Care Services Agency
Department of Environmental Health
Division of Hazardous Materials
80 Swan Way, Room 350
Oakland, CA 94621

Subject: Meyer Plumbing Supply
311 Second Street
Oakland, CA 94607

Dear Ms. Eberle:

Enclosed is a completed *Underground Storage Tank Unauthorized Release (Leak)/Contamination Site Report* for the fuel release at the subject site. If you have any questions, please contact me at 521-3773.

Cordially,

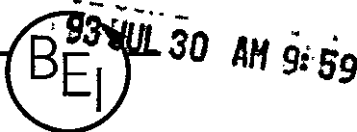
Blymyer Engineers, Inc.

Michael S. Lewis
Director, UST Services

Enclosure

cc: Mr. Bud Weymouth, Meyer Plumbing Supply

ml93121uar.cov



July 29, 1993
BEI Job No. 93121

JK

Mr. Don Hwang
Alameda County Health Care Services Agency
Department of Environmental Health
Division of Hazardous Materials
80 Swan Way, Room 200
Oakland, CA 94621

Subject: Meyer Plumbing Supply
311 Second Street
Oakland, California

Dear Mr. Hwang:

Enclosed are three copies of the Underground Tank Closure Plan, site plan, and site-specific health and safety plan for the subject site, and a check for \$483.00 to cover the required deposit. As we discussed, ~~the 1,000-gallon fuel tank at this site was apparently abandoned in place by filling with concrete prior to 1976. The purpose of the investigation detailed in this closure plan is to obtain formal closure approval from your department. Since the removal of the tank is not part of this closure plan, all sections pertaining to contractor and tank disposal information have been marked "N/A" (not applicable) in the plan.~~

Please advise when the closure plan has been approved. If you have any questions, please contact me at 521-3773.

Cordially,

Blymyer Engineers, Inc.

Michael S. Lewis
Director, UST Services

Enclosures

cc: Mr. Bud Weymouth, Meyer Plumbing Supply

ml\93121clo.cov

MEYER PLUMBING SUPPLY CO.
WHOLESALE DISTRIBUTORS

311 SECOND STREET 832-3324
OAKLAND, CA 94607

10655

7-22-93

11-40/1210
084

PAY
TO THE
ORDER OF

Alameda County Health Care Services Agency

\$ 483.00

Four hundred eighty three & 00/100

DOLLARS



OAKLAND MAIN OFFICE
2127 BROADWAY
OAKLAND, CA 94612

FOR _____

Jacqueline Weymouth

⑈010655⑈ ⑆121000400⑆ 0842008614⑈

STD # 4616

Conductor # 10

SITE # 2291

DEPARTMENT OF ENVIRONMENTAL HEALTH
 HAZARDOUS MATERIALS DIVISION
 80 SWAN WAY, ROOM 200
 OAKLAND, CA 94621
 PHONE NO. 510/271-4320

Jennifer Eberke
see comments p. 1 & 4

ACCEPTED

Underground Storage Tank Closure Permit Application
 Alameda County Division of Hazardous Materials
 80 Swan Way, Suite 200,
 Oakland, CA 94621
 Telephone: (510) 271-4320

Removal plans have been received and found to meet the requirements of State and local laws and regulations. Changes to your closure plans indicated on this permit are to ensure compliance with State and local laws and regulations. The permit proposed herein is now released for issuance. Any required building permits for construction/destruction of any required building permits must be on the job and available to all contractors and craftsmen involved with the removal. A copy of the accepted plans and specifications must be submitted to this Department and to the Fire and Building Inspections Department to determine if such changes meet the requirements of State and local laws.

- Notify this Department at least 72 hours prior to the following required inspections: *
- Removal of Tank(s) and Piping
 - Sampling
 - Final Inspection

Issuance of a) permit to operate, b) permanent site closure is dependant on compliance with accepted plans and all applicable laws and regulations.
***THERE IS A FINANCIAL PENALTY FOR NOT OBTAINING THESE INSPECTIONS**

Contact Specialist:

J Eberke 9-2-93

UNDERGROUND TANK CLOSURE PLAN

*** Complete according to attached instructions ***

1. Business Name MEYER PLUMBING SUPPLY
 Business Owner MEYER PLUMBING SUPPLY
2. Site Address 311 SECOND STREET
 City OAKLAND Zip 94607 Phone 832-3324
3. Mailing Address 311 SECOND STREET
 City OAKLAND Zip 94607 Phone 832-3324
4. Land Owner MEYER PLUMBING SUPPLY
 Address 311 SECOND STREET City, State OAKLAND, CA Zip 94607
5. Generator name under which tank will be manifested N/A

EPA I.D. No. under which tank will be manifested N/A

⊗ Tank already filled w/concrete. Closure in place.

p.o. on file: *Myall EO Jr. + Helen L. + Weymouth RA Jr. + BJ*
 311-2nd St. Oak 607 (since '86)

6. Contractor N/A
Address _____
City _____ Phone _____
License Type* _____ ID# _____

*Effective January 1, 1992, Business and Professional Code Section 7058.7 requires prime contractors to also hold Hazardous Waste Certification issued by the State Contractors License Board. Indicate that the certificate has been received, in addition, to holding the appropriate contractors license type.

7. Consultant BLYMYER ENGINEERS, INC.
Address 1829 CLEMENT AVENUE
City ALAMEDA, CA 94501 Phone 510/521-3773

8. Contact Person for Investigation
Name MICHAEL LEWIS Title DIRECTOR, UST SERVICES
Phone 510/521-3773

9. Number of tanks being closed under this plan 1
Length of piping being removed under this plan N/A
Total number of tanks at facility 1

10. State Registered Hazardous Waste Transporters/Facilities (see instructions).

** Underground tanks are hazardous waste and must be handled **
as hazardous waste

a) Product/Residual Sludge/Rinsate Transporter
Name N/A EPA I.D. No. _____
Hauler License No. _____ License Exp. Date _____
Address _____
City _____ State _____ Zip _____

b) Product/Residual Sludge/Rinsate Disposal Site
Name N/A EPA I.D. No. _____
Address _____
City _____ State _____ Zip _____

c) Tank and Piping Transporter

Name _____ N/A _____ EPA I.D. No. _____
Hauler License No. _____ License Exp. Date _____
Address _____
City _____ State _____ Zip _____

d) Tank and Piping Disposal Site

Name _____ N/A _____ EPA I.D. No. _____
Address _____
City _____ State _____ Zip _____

11. Experienced Sample Collector

Name _____ JOHN MORRISON, R.G. _____
Company _____ BLYMYER ENGINEERS, INC. _____
Address _____ 1829 CLEMENT AVENUE _____
City _____ ALAMEDA _____ State _____ CA _____ Zip _____ 94501 _____ Phone _____ 510/521-3773

12. Laboratory

Name _____ SEQUOIA ANALYTICAL _____
Address _____ 680 CHESAPEAKE DRIVE _____
City _____ REDWOOD CITY _____ State _____ CA _____ Zip _____ 94063 _____
State Certification No. _____ 1210 _____

13. Have tanks or pipes leaked in the past? Yes [] No []

If yes, describe. _____ UNKNOWN _____

14. Describe methods to be used for rendering tank inert

N/A

Before tanks are pumped out and inerted, all associated piping must be flushed out into the tanks. All accessible associated piping must then be removed. Inaccessible piping must be plugged.

The Bay Area Air Quality Management District (771-6000), along with local Fire and Building Departments, must also be contacted for tank removal permits. Fire departments typically require the use of explosion proof combustible gas meters to verify tank inertness. It is the contractor's responsibility to bring a working combustible gas meter on site to verify tank inertness.

15. Tank History and Sampling Information

Tank		Material to be sampled (tank contents, soil, ground-water, etc.)	Location and Depth of Samples
Capacity	Use History (see instructions)		
1,000 GALLONS	ACTUAL USE UNKNOWN; ASSUME TANK WAS USED FOR FUEL (GASOLINE OR DIESEL) STORAGE SINCE INSTALLATION.	SOIL; GROUNDWATER, IF ENCOUNTERED.	2 FEET BELOW BOTTOM OF TANK, AT EACH END; PIPING RUN IS LESS THAN 20 FEET IN LENGTH. <i>slant borings of soil; & gw if encountered</i>

One soil sample must be collected for every 20 feet of piping that is removed. A ground water sample must be collected should any ground water be present in the excavation.

Excavated/Stockpiled Soil	
Stockpiled Soil Volume (Estimated)	Sampling Plan
N/A	N/A

Stockpiled soil must be placed on bermed plastic and must be completely covered by plastic sheeting.

16. Chemical methods and associated detection limits to be used for analyzing samples

The Tri-Regional Board recommended minimum verification analyses and practical quantitation reporting limits should be followed. See attached Table 2.

Contaminant Sought	EPA, DHS, or Other Sample Preparation Method Number	EPA, DHS, or Other Analysis Method Number	Method Detection Limit	
TPH-D ✓	EPA 3550 ✓	EPA 8015M (GCFID) ✓	1.0	PPM
TPH-G ✓	EPA 5030 ✓	EPA 8015M (GCFID) ✓	1.0	PPM
BTEX ✓	EPA 8020	EPA 8020 ✓	0.005	PPM
TOTAL LEAD ✓	EPA 7421	EPA 7421	5.0	PPM

17. Submit Site Health and Safety Plan (See Instructions)

18. Submit Worker's Compensation Certificate copy

N/A

Name of Insurer _____

19. Submit Plot Plan (See Instructions)

20. Enclose Deposit (See Instructions)

21. Report any leaks or contamination to this office within 5 days of discovery. The report shall be made on an Underground Storage Tank Unauthorized Leak/Contamination Site Report form. (see Instructions)

22. Submit a closure report to this office within 60 days of the tank removal. This report must contain all the information listed in item 22 of the instructions.

I declare that to the best of my knowledge and belief the statements and information provided above are correct and true.

I understand that information in addition to that provided above may be needed in order to obtain an approval from the Department of Environmental Health and that no work is to begin on this project until this plan is approved.

I understand that any changes in design, materials or equipment will void this plan if prior approval is not obtained.

I understand that all work performed during this project will be done in compliance with all applicable OSHA (Occupational Safety and Health Administration) requirements concerning personnel health and safety. I understand that site and worker safety are solely the responsibility of the property owner or his agent and that this responsibility is not shared nor assumed by the County of Alameda.

Once I have received my stamped, accepted closure plan, I will contact the project Hazardous Materials Specialist at least three working days in advance of site work to schedule the required inspections.

Signature of Contractor

CONSULTANT:

Name (please type) _____

MICHAEL LEWIS, BLYMYER ENGINEERS, INC.

Signature _____

Michael S. Lewis

Date _____

7/29/93

Signature of Site Owner or Operator

BUD WEYMOUTH, MEYER PLUMBING SUPPLY

Name (please type) _____

Signature _____

Bud Weymouth

Date _____

7/30/93

or Ted Mayall

WEBSTER STREET

HARRISON STREET

2ND STREET

BUILDING

mep

FORMER DISPENSER

1,000 GAL.
UNDERGROUND
FUEL TANK

1ST STREET

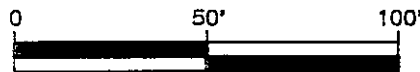
BLMYER
ENGINEERS, INC.



1988 Clement Ave., Alameda, CA 94601-1288 Fax (415) 528-8204

BEI DWG NO:
93121F12

DATE:
7/28/93



SCALE: 1" = 50'

SITE PLAN

MEYER PLUMBING SUPPLY
311 SECOND STREET
OAKLAND, CA

FIGURE

2

Site Health and Safety Plan

Meyer Plumbing Supply
311 Second Street, Oakland, California

Prepared for

Meyer Plumbing Supply

July 28, 1993

Prepared By

Blymyer Engineers, Inc.
1829 Clement Avenue
Alameda, CA 94501

Project No. 93121

Rev. (6/93)

Contents

Tailgate Safety Meeting Checklist

- 1.0 Introduction**
 - A. Overview
- 2.0 Project Safety Authority**
 - A. On-Site Project Safety
 - B. Blymyer Engineers, Inc. Corporate Safety Officer
- 3.0 Job Hazard Analysis**
 - A. Chemical Hazards
 - B. Physical Hazards
- 4.0 Job Hazard Summary**
- 5.0 Exposure Monitoring Plan**
 - A. Airborne Contaminants
 - B. Heat Stress
 - C. Cold Stress
 - D. Noise
- 6.0 Personal Protective Equipment**
 - A. Introduction
 - B. Levels of Protection
- 7.0 Work Zones and Security Measures**
 - A. General
 - B. Field Operations Work Area
- 8.0 Decontamination Procedures**
 - A. Introduction
 - B. Procedure
- 9.0 General Safe Work Practices**
- 10.0 Sanitation**

11.0 Standard Operating Safety Procedures

- A. Traveling
- B. Decontamination
- C. Respiratory Protection Program

12.0 Emergency Procedures

- A. Site Emergency Warning System
- B. Emergency Equipment
- C. General Emergency Procedures
- D. Personal Injury

13.0 Training Requirements

14.0 Medical Surveillance

- A. Examination Requirements

15.0 Recordkeeping

- A. General
- B. Medical Records

16.0 Signatures

Contractor and Sub-Contractor Agreements

Blymyer Engineers, Inc.
Tailgate Safety Meeting Checklist

Project Number: 93121

Site Address: 311 Second Street, Oakland, CA

Date: July 28, 1993

Project Safety Officer: John Morrison

Items to be Discussed with all Project Personnel:

- ___ Head and eye Protection required on job - (Hard hat, safety glasses).
- ___ Other protective equipment required - (steel toed boots, earplugs, gloves, chemicals suits, etc.)
- ___ Respiratory protective equipment.
- ___ Discuss materials expected to be encountered on job and exposure limits (gasoline, waste oil, benzene, etc., and their respective TLV's).
- ___ Air monitoring procedures (LEL meter, PID, etc).
- ___ Work zones and methods of security (should have sketch of proposed drilling sites showing how barricades, tape, and cones will keep public out).
- ___ Decontamination procedures (discuss steam-cleaning of all contaminated equipment, and personal hygiene).
- ___ General safe work practices.
- ___ Emergency procedures (fire extinguishers, first aid, gas detectors, hospital directions, emergency numbers).

The following personnel were present for discussion of the topics listed above:

NAME	SIGNATURE	COMPANY	DATE
_____	_____	_____	_____
_____	_____	_____	_____
_____	_____	_____	_____
_____	_____	_____	_____

Site Health and Safety Plan

1.0 Introduction

A. Overview

The work on this project covers drilling angle bores to obtain soil samples from below the bottom of an abandoned 1,000-gallon, underground fuel storage tank. Blymyer Engineers, Inc. is responsible for project management duties and sample collection. The site is presently occupied and is used as a warehouse for a wholesale plumbing supply company.

2.0 Project Safety Authority

A. On-Site Project Safety

Personnel responsible for the project safety are:

John Morrison
Project Safety Officer
Blymyer Engineers, Inc.

Craig Drizin
Corporate Safety Officer
Blymyer Engineers, Inc.

The Project Safety Officer has the authority to suspend work anytime he or she determines that the provisions of the plan are inadequate to ensure worker safety. The Project Safety Officer shall also inform individuals whose conduct is not consistent with the requirements of the plan. In addition, the Project Safety Officer shall be responsible for the following:

- Safety Supplies & Equipment Inventory for the Project Site
- Medical Surveillance Program/Physical Examination Compliance
- Training Programs/Hazard Communication Compliance
- Accident/Incident Reporting
- Decontamination/Contamination Reduction Procedures

B. Blymyer Engineers, Inc. Corporate Safety Officer

The Corporate Safety Officer reports to the Blymyer Engineers, Inc. Senior Management and is responsible for on-site safety and injury/illness prevention functions.

Responsibilities include:

- Health surveillance of all Blymyer Engineers, Inc. employees.
- Assuring that safety procedures in effect are in compliance with all appropriate federal, state, and local regulations (following the most stringent of the standards).
- Maintenance of personnel exposure monitoring records.
- Assuring appropriate personal protective equipment is adequate for actual hazards of on-site conditions.
- Assuring appropriate hazard areas are identified and marked.
- Assuring all personnel entering hazard area are in appropriate levels of protection and adequately trained.

3.0 Job Hazard Analysis

A. Chemical Hazards

The possible major chemical hazards of contaminants to be encountered on the project are:

CHEMICAL	PEL/TLV	ROUTE(S) OF EXPOSURE	SOLUBILITY IN WATER	VAPOR PRESSURE	LEL, UEL
Diesel fuel	75 mg/m ³	Inh, Ing, Con	Insoluble	0.04 psi @ 40 C	0.7%, 5%
Gasoline	300 ppm	Inh, Abs, Ing, Con	Insoluble	760 mm Hg	1.3%, 6.0%
Benzene	1 ppm	Inh, Abs, Ing, Con	0.0007g/ml @ 68 F	75 mm Hg @ 68 F	1.3%, 7.9%
Toluene	100 ppm	Inh, Abs, Ing, Con	0.0005g/ml @ 68 F	20 mm Hg @ 68 F	1.2%, 7.1%
Ethylbenzene	100 ppm	Inh, Abs, Ing, Con	0.0001g/ml @ 68 F	10 mm Hg @ 68 F	1.0%, 7.1%
Xylenes	2 ppm	Inh, Abs, Ing, Con	Insoluble	9 mm Hg @ 68 F	1.1%, 7.0%
Lead	0.10 mg/m ³	Inh, Abs, Ing, Con	Insoluble	0 mm Hg	NA, NA

Inhalation, ingestion, skin absorption and, skin and/or eye contact are the main routes of entry regarding the exposure to potentially hazardous substances. Results of animal and human toxicological studies are detailed in "Handbook of Toxic and Hazardous Chemicals" by M. Sittig (1981), and "Dangerous Properties of Industrial Materials" by N. Irving Sax (1984). An additional reference source used for the development of this Site Safety Plan is "Threshold Limit Values and Biological Exposure Indices" published by the American Conference of Governmental Industrial Hygienists.

B. Physical Hazards

Physical hazards present during the performance of all phases of work include loud noise and drilling equipment. Barricades and the drill rig should be carefully positioned around the work area to adequately warn passing pedestrians.

Existing utilities on the site must be avoided in the process of normal site work. Overhead power lines which may be located throughout the site present a potential for electrical contact. All overhead lines located in the work area will be noted prior to starting work. Use of cranes and drilling rigs in the area within a radius of 10 feet in any direction from power lines is an unsafe work practice. This area must be clearly marked off on the ground by marker tape, fences or barriers.

Additionally, there is a potential for physical hazards resulting from falling objects such as tools or equipment, from falls from elevations, or from tripping over pipes, tools, hoses, and other equipment laying on the ground. Improper use and/or maintenance of equipment and tools is another potential source of physical hazards on site. These sorts of physical hazards must be avoided through proper site management and control of the work area by the Project Safety Officer.

4.0 Job Hazard Summary

Overall risk to workers is moderate due to bore drilling. The photoionization detector (PID) will be continuously used to monitor the breathing zone in the work area. If hazardous levels (levels greater than 225 ppm) are detected by the PID, work will be stopped and immediate precautions will be taken to ensure the safety of all involved.

5.0 Exposure Monitoring Plan

A. Airborne Contaminants

An air quality monitoring program shall be implemented to provide baseline and on-going air quality data for site operations. This program shall include an on-going evaluation of on-site airborne contaminant concentrations during work site activities that involve significant surface disturbances using direct reading instruments, detector tubes and/or NIOSH air sampling methods. In addition, a determination will be made by the project safety officer whether perimeter monitoring of downwind air quality conditions will be performed during significant surface disturbances.

B. Heat Stress

The following table details work procedures under high temperatures:

Permissible Heat Exposure Threshold Limit Values
(Values are given in °F)

Work-Rest Regimen	Work Load		
	Light	Moderate	Heavy
Continuous Work	86	80	77
75% Work-25% Rest, each hour	87	82	79
50% Work-50% Rest, each hour	89	85	82
25% Work-75% Rest, each hour	90	88	86

The Threshold Limit Values are based on the assumption that nearly all acclimatized, fully clothed workers with adequate water and salt intake should be able to function effectively under the given working conditions without exceeding a deep body temperature of 100 °F. The Threshold Limit Values do not apply if special clothing is required to perform the job and this clothing impedes sweat evaporation.

During extremely hot temperatures, drinking water will be made available to the workers such that one cup is drunk every 15-20 minutes.

C. Cold Stress

Since prolonged exposure to cold air, or to immersion in cold water, at temperatures well above freezing can lead to dangerous hypothermia, whole body protection must be provided.

1. Adequate insulating clothing to maintain core temperatures above 36°C (96.8°F) must be provided to workers if work is performed in air temperatures below 4°C (40°F). Wind chill factor or the cooling power of the air is a critical factor. The higher the wind speed and the lower the temperature in the work area, the greater the insulation value of the protective clothing required.

2. Unless there are unusual or extenuating circumstances cold injury to other than hands, feet, and head is not likely to occur without the development of the initial signs of hypothermia (severe shivering and reduced mental alertness). Older workers or workers with circulatory problems require special precautionary protection against cold injury. The use of extra insulating clothing and/or a reduction in the duration of the exposure period are among the special precautions which should be considered.

D. Noise

A potential for elevated noise exposure exists when operating or working around heavy equipment. The use of hearing protection such as ear plugs and/or hearing protectors will be required, as necessary.

6.0 Personal Protective Equipment

A. Introduction

It is important that personal protective equipment and safety requirements be appropriate to protect against the potential hazards at the site. Protective equipment will be selected based on the contaminant type(s), concentration(s), and route of entry. In situations where the type of materials and possibilities of contact are unknown or the hazards are not clearly identifiable, a more subjective determination must be made of the personal protective equipment.

A minimum of Level D safety equipment and clothing will be required for all workers and visitors on the site. All personnel must be prepared to upgrade to higher levels of protective equipment as conditions warrant.

B. Levels of Protection

If the work for the site is required to be performed in Level D protection, the protective gear will include:

- hardhat (near operating heavy machinery or where falling hazards exist)
- long sleeve button down shirt
- chemical-resistant steel toed boots or shoes
- safety glasses
- inner gloves (polyvinyl) for handling soil or liquid samples
- overgloves (neoprene, nitrile) for handling augers or other contaminated items
- polycoated Tyvek coveralls for working with wet materials
- uncoated Tyvek coveralls for working with dry materials

If Level C protection is deemed necessary by the Project Safety Officer based on field conditions, the protective equipment will include:

- Level D equipment including appropriate gloves and hooded chemical-resistant clothing
- respiratory protection which may include half or full face respirator with appropriate cartridges depending on the type(s) of airborne substances

The Project Safety Officer may modify the level of protection at any time during the project.

7.0 Work Zones and Security Measures

A. General

A site must be controlled to reduce the possibility of exposure to any contaminants present and their transport by personnel or equipment from the site.

The possibility of exposure or translocation of contaminants can be reduced or eliminated in a number of ways, including:

- Setting up security or physical barriers to exclude unnecessary personnel from the general area
- Minimizing the number of personnel and equipment on-site consistent with effective operations
- Establishing work zones within the site
- Establishing control points to regulate access to work zones
- Conducting operations in a manner to reduce the exposure of personnel and equipment
- Minimizing the airborne dispersion of contaminants
- Implementing the appropriate personnel and equipment decontamination procedures

B. Field Operations Work Area

Work area (zones) will be established based on anticipated contamination and provided on a site map (Figure 1). Within these zones prescribed operations will occur utilizing appropriate personal protective equipment. Movement between areas will be controlled at checkpoints. The planned zones are:

1. **Exclusion Area (contaminated):**
The actual areas where work is being performed are considered to be the exclusion areas. Access to these areas will be strictly limited to the personnel needed to conduct the work being performed.
2. **Contamination Reduction Area:**
An area adjacent to each active work zone will be designated as the contamination reduction area. Disposable protective gear will be removed and placed in plastic bags prior to leaving the reduction zone. Heavy equipment and non-disposable gear will be cleaned at a decontamination area within this zone.
3. **Support Area (non-contaminated):**
Areas located away from active work areas and out of the zone of potential impact of hazards will be used for staging and support of the work being performed on site. Any materials, equipment, or clothing of personnel must be fully decontaminated prior to entering these areas.

8.0 Decontamination Procedures

A. Introduction

As part of the system to prevent or reduce the physical transfer of contaminants by personnel and/or equipment from on-site, procedures will be instituted for decontaminating anything leaving the Exclusion Area and Contamination Reduction Area. These procedures include the decontamination of personnel, equipment, monitoring equipment, clean-up equipment, etc. Unless otherwise demonstrated, everything leaving the Exclusion Area should be considered contaminated and appropriate methods established for decontamination shall be followed. In general, decontamination at the site consists of rinsing equipment, personnel, etc., with copious amounts of water and washing with detergent water solutions.

B. Procedure

1. Personnel protective equipment worn into the Exclusion Area will be decontaminated upon leaving the Contamination Reduction Area. All decontaminated equipment will be air dried.

2. The decontamination of equipment, material, and personnel working in the Contamination Reduction Area may be somewhat less complex than that used in the Exclusion Area.
3. The spent solution, brushes, sponges, containers, stands, etc., used in the decontamination process must be properly disposed.

9.0 General Safe Work Practices

The project operations shall be conducted with the following minimum safety requirements employed:

1. Eating, drinking, chewing gum or tobacco, smoking, or any practice that increases the probability of hand to mouth transfer and ingestion of materials is prohibited in any area where the possibility of contamination exists.
2. Hands must be thoroughly washed upon leaving a contaminated or suspected contaminated area before eating, drinking, or any other activities transpire.
3. Thorough washing of the entire body should be accomplished whenever decontamination procedures for outer garments are in effect. The washing should occur as soon as possible after the final wearing of protective garments.
4. Legible and understandable precautionary labels shall be prominently affixed to containers of raw materials, intermediates, products, mixtures, scrap, waste, debris, and contaminated clothing.
5. Contaminated protective equipment shall not be removed from the regulated area until it has been cleaned or properly packaged and labeled.
6. Removal of materials from protective clothing or equipment by shaking, or any other means which may disperse materials into the air is prohibited.
7. Personnel on-site must use the "buddy" system when wearing any respiratory protective devices. Communications between members must be maintained at all times. Emergency communications shall be prearranged in case of encountering unexpected situations. Visual contact must be maintained between "pairs" on-site, and each team should remain in closed proximity to assist each other, if necessary.
8. Personnel should be cautioned to inform each other of subjective symptoms of chemical exposure such as headache, dizziness, nausea, and irritation of the respiratory tract.
9. No excessive facial hair which interferes with a satisfactory fit of the facepiece-to-face seal will be allowed on personnel required to wear respiratory protective equipment.

10. All respiratory protection selection, use, and maintenance shall meet the requirements of established Blymyer Engineers' procedures, recognized consensus standards (ANSI, NIOSH), and shall comply with the requirements set forth in 29 CFR 1910.134.
11. Blymyer Engineers' on-site personnel are to be thoroughly briefed on the anticipated hazards, equipment requirements, safety practices, emergency procedures, and communications methods, initially and in daily briefings.
13. Contact with surface water and groundwater shall be minimized.
14. Steel-toed boots will be worn on-site at all times.

In addition, the following precautions shall be implemented for all personnel working on the project:

- Gross decontamination and removal of all personal protective equipment shall be performed prior to exiting the facility. Contaminated clothing will be removed and collected in a drum for disposal.
 - Field operations personnel shall be cautioned to inform each other of non-visual effects of the presence of toxics, such as:
 - Headaches
 - Dizziness
 - Nausea
 - Blurred Vision
 - Cramps
 - Irritation of eyes, skin, or respiratory tract
 - Changes in complexion or skin discoloration
 - Changes in apparent motor coordination
 - Changes in personality or demeanor
 - Excessive salivation or changes in pupillary response
 - Changes in speech ability or pattern
15. During trenching operations field personnel shall maintain a safe distance from the excavation to preclude injury.
 16. Personnel shall maintain an adequate distance from operating drilling rigs.
 17. During all site inspections at facilities where heavy equipment (including trucks) is operating, all Blymyer Engineers' employees shall wear an orange safety vest.

10.0 Sanitation

Provisions will be made to ensure proper sanitation facilities for site personnel.

11.0 Standard Operating Safety Procedures

Standard Operating Safety Procedures (SOSPs) will be followed by Blymyer Engineers' employees to reduce risks associated with using field equipment and with handling hazardous materials. The SOSPs are divided into three sections: traveling, decontamination and respiratory protection.

A. Traveling

1. Seat belts shall be worn by all occupants in Company-owned and/or company-supported vehicles.
2. Company-owned and/or company-supported vehicles will not be operated while under the influence of drugs or alcohol. Alcoholic beverages, beverage containers, illegal drugs or drug paraphernalia shall not be consumed in vehicles or possessed on job sites.
3. Company-owned and company-supported vehicles must be kept in safe operating condition which includes periodic inspection and maintenance of lights, brakes, tires and performance of a tune-up.
4. All applicable traffic rules and regulations shall be obeyed.
5. In the event of an accident, report the incident to the Corporate Safety Officer as soon as possible. Collect all the pertinent information related to the accident, such as other party's state driver's license number, automobile license plate number, home and work phone number, police report number, and location of accident.

B. Decontamination

1. All personnel shall follow decontamination procedures described below. The decontamination procedure shall be reiterated in the site-specific health and safety plan. Figure 2 contains the minimum decontamination layout for Level C protection.

2. Level C Decontamination Procedure:

Station 1: Equipment Drop

Deposit equipment used on-site (tools, containers, etc.) on a plastic sheet on the ground. Segregation of the equipment will help reduce potential for cross-contamination. A warming station will be provided for cold weather conditions and a shaded area for hot weather conditions.

Station 2: Outer Garment, Boot Cover, Glove Wash

Scrub boot covers, outer gloves and chemical resistant suit with appropriate detergent wash.

Station 3: Outer Garment, Boot Cover, Glove Rinse

Rinse off decontamination solution from Station 2 using copious amounts of water.

Station 4: Boot Cover and Glove Removal

Remove boot covers, outer gloves, and tape. Dispose of tape in a plastic bag. Place gloves and boot covers on plastic sheeting for reuse or disposal, depending on their condition.

Station 5: Cartridge Change

If a worker leaves the Exclusion Zone to change a cartridge, this is the last step in the decontamination procedure. The worker's cartridge is exchanged, new outer gloves and boot covers donned, and joints taped. The worker then returns to duty.

Station 6: Garment and Safety Boot Removal

Remove chemical suits and safety boots and place in a plastic bag.

Station 7: Inner Glove Wash and Rinse

Wash inner gloves with the decontamination solution and rinse with water.

Station 8. Mask Removal

Remove mask for decontamination with detergent and then rinse with water. Remove inner gloves and dispose. Wash hands.

Station 9. Field Wash

Shower in field decontamination trailer. Segregate site clothing and wash separately. Redress with clean clothes.

3. Level D Decontamination Procedure:

Level D decontamination consists of boot and glove wash and rinse, washing face and hands and showering off-site as soon as practicable. If disposable suits are used, they shall be disposed of after use. If coveralls are used, they should be removed and washed separately from street clothes at an off-site facility.

When disposable protective clothing is ripped, it shall be immediately discarded and replaced. All disposable clothing shall be double bagged and disposed of as required by applicable regulations.

C. Respiratory Protection Program

Blymyer Engineers maintains the following program governing the selection and use of respirators. The program follows the respiratory protection guidelines as presented in 29 CFR Part 1910.134:

1. Use accepted engineering control measures to reduce or eliminate air contamination by dust, fogs, mist, gases, smoke, sprays, or vapor. Control measures may include enclosures, general and local ventilation, surface wetting and operation modification.
2. If control measures cannot ensure adequate air quality, employees will use appropriate respirators, provided conditions are suitable for their use. Respirators will be provided by Blymyer Engineers and the employee shall use the provided respiratory protection in accordance with instructions and training received.
3. Respirators and cartridges will be selected on the basis of available information concerning contamination at the work site. Information on the contaminants present or expected to be at the site will be found in a site-specific health and safety plan.

Note: Information regarding contaminants may be found in the following sources: "NIOSH Pocket Guide to Chemical Hazards" and the ACGIH "Threshold Limit Value and Biological Indices".

4. All employees using a respirator will be instructed and trained in the proper use of respirators and their limitations. This includes a qualitative respirator fit tested to determine an adequate face-to-mask seal.

5. Respirators shall be regularly cleaned and disinfected. During cleaning, the respirators shall be inspected for wear and tear. Worn or deteriorated parts shall be replaced.
6. Respirators shall be stored in a convenient, clean, and sanitary location.
7. The Corporate Safety Officer will monitor the respirator program on a regular basis and modify as necessary to provide maximum protection to all employees.
8. All employees expected to work under conditions requiring respirators will undergo an annual medical examination to verify fitness to perform such work while wearing a respirator.
9. Respirators shall not be worn when conditions prevent a facepiece-to-face seal such as facial hair, scars or denture removal.

12.0 Emergency Response

A. Site Emergency Warning System

Several warning systems may be utilized depending on the work site conditions or emergency involved:

1. Verbal Communications
2. Vehicle Horns
3. Portable hand-held compressed gas horns

Verbal instructions with or without assistance are used to deal with specific incidents. Horn signals are used to signify emergency warning.

One long blast is used on-site to signify emergency evacuation of the immediate work area to a predetermined location upwind, where a headcount will be taken and further instructions given.

Repeated short blasts are used on-site or from off-site to signify evacuation of all personnel from the site to the hot line where further instructions will be given after a headcount is taken.

B. Emergency Equipment

The following equipment comprises the basic elements for emergency preparedness. All or some of these items shall be available at the work site:

1. Fire extinguishers - dry chemical
2. First aid kits (including chemical burn kit)
3. Combustible gas and oxygen detector analyzers
4. Inorganic vapor detector tubes and air supply pumps--Draeger and/or MSA, or equivalent

C. General Emergency Procedures

In case of an emergency or hazardous situation, the team member that observes this condition shall immediately sound the alarm.

1. Upon hearing an alarm, all non-emergency communications will cease and the member giving the alarm will proceed to give the Project Safety Officer all pertinent information.
2. Actions to be taken will be dictated by the emergency condition.
3. Power equipment will be shut down and operators will stand by for instruction.
4. Injured personnel will be transported to the Contamination Reduction Line.
5. Blymyer Engineers' office will be notified immediately.
6. In case of a fire, explosion, or hazard alarm, personnel will immediately proceed to assigned pre-arranged safe locations.
7. Upon arrival at the safe locations, a complete head count will be given to the Project Safety Officer and personnel will stay at the safe locations until the area is secured.

D. Personal Injury

If an injury occurs due to an accident or exposure to a hazardous substance, the Blymyer Engineers' office will be noticed. The Corporate Safety Officer will be given all appropriate information concerning the nature and cause of the injury so that treatment preparations can be initiated. The injured person will be transported to the Contamination Reduction line where appropriate first aid and treatment can begin. The Project Manager will be informed and will investigate the cause of the injury and make any necessary changes in work procedures.

In the event of an accident resulting in physical injury, first aid will be administered, and the injured worker will be transported to local hospital for emergency treatment, if necessary.

Hospital: Summit Medical Center, North Pavillion

Directions to Hospital: Exit the facility on Harrison Street, turn left and proceed north to Second Street. At Second turn left and proceed west to Broadway. At Broadway turn right and proceed north to Hawthorne. At Hawthorne turn left and proceed west to Webster. At Webster turn right and proceed to Summit Medical Center, North Pavillion located on the left side of road.

Emergency Contact Listing:

Nature of Emergency	Name	Phone Number
Ambulance		911
Fire	Oakland Fire Department	911
Police	Oakland Police Department	911
Poison Control Center		(800) 523-2222
Hospital	Summit Medical Center	(510) 655-4000
Agency Contact Alameda County Health Care Agency	Don Hwang	(510) 271-4320
Laboratory	Sequoia Analytical Redwood City	(415) 364-9600
Other Contingencies	Blymyer Engineers, Inc.	(800) 753-3773

13.0 Training Requirements

All personnel assigned to this project will be required to demonstrate that they have completed the training requirements, according to Federal OSHA Standards under 29 CFR 1910.120. Field personnel from Blymyer Engineers and their sub-contractors will attend a project work task review before beginning work.

All Blymyer Engineers' site personnel shall have completed training relative to the project operations plans, and the materials to be encountered during the project. This formal training is supplemented as required by daily safety briefings. All subcontractor personnel will be required to complete the same basic training, and to attend all safety briefings.

14.0 Medical Surveillance

Blymyer Engineers' personnel and subcontractors engaged in project operations shall be participants in a medical surveillance program, and must be cleared by the examining physician(s) to wear respiratory protection devices and protective clothing for working with hazardous materials. The applicable requirements under Federal OSHA, 29 CFR 1910 will be observed.

A. Examination Requirements

All Blymyer Engineers' personnel on-site shall have successfully completed a pre-placement or periodic medical examination in accordance with established Blymyer Engineers' policies and procedures, and consistent with the provisions of the OSHA carcinogen standards. This examination shall include a complete medical and occupational history, physical examination, and selected biological sampling. Laboratory studies include a complete blood count (CBC), urinalysis, chemistry panel (SMAC), pulmonary function (FEV and FVC), chest X-ray, audiometry, and vision screening.

15.0 Recordkeeping

A. General

Record keeping shall be consistent with OSHA regulations in all respects. The following permanent records will be maintained in the Blymyer Engineers' offices:

1. Safety Inspection Reports
2. Personnel Exposure Monitoring Records
(spiral or bound permanent log books will be used)
3. OSHA 200-Current to within 5 days

B. Medical Records

Permanent medical records shall be maintained in confidential files by the contract physician/medical clinic and Blymyer Engineers office. The physician will supply Blymyer Engineers with a medical status document, certifying that the personnel assigned to the project are physically capable of performing their individual work tasks.

16.0 Signatures

Site Health & Safety Plan Approved By:

Signature: Craig Drizin Date 7/29/93

Name: Craig Drizin

Title: Corporate Safety Officer

Contractor and Sub-contractor Agreements

Meyer Plumbing Supply

Blymyer Engineers, Inc. Job No. 93121

1. Contractor certifies that the personnel listed below, who are to be employed on the above-named project, have met the requirements of the OSHA Hazardous Waste Operator Standard (29 CFR 1910.120) and all other applicable OSHA standards.
2. Contractor certifies that in addition to meeting OSHA requirements, it has received a copy of this site Health and Safety Plan and will ensure that its employees are informed and will comply with both OSHA requirements and the guidelines in this site Health & Safety Plan.
3. Contractor further certifies that it has read and understands and will comply with all provisions of this Health & Safety Plan and will not hold Blymyer Engineers, Inc. responsible or liable for any injury or health problems that arise due to contractor negligence, improper or inadequate training of contractor personnel, or failure of contractor personnel to heed precautions and/or guidelines described in this plan.

Contractor:

I certify that the above is true and accurate to the best of my knowledge.

Signature

Name

Title

Contractor Personnel Name	Type Training/Certification	Date of Training/Recertification
---------------------------	-----------------------------	----------------------------------

_____	_____	_____
_____	_____	_____
_____	_____	_____
_____	_____	_____
_____	_____	_____



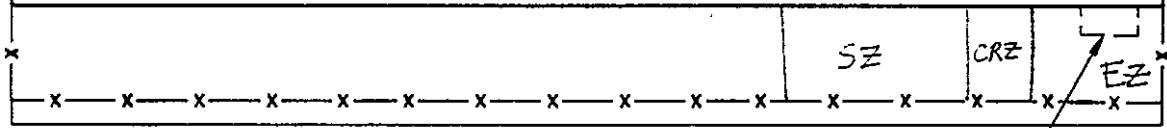
2ND STREET

WEBSTER STREET

HARRISON STREET

BUILDING

FORMER DISPENSER



1ST STREET

1,000 GAL. UNDERGROUND FUEL TANK

EZ = EXCLUSION ZONE
CRZ = CONTAMINATION REDUCTION ZONE
SZ = SUPPORT ZONE

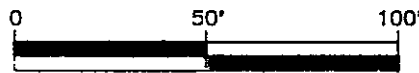
BLMYER
ENGINEERS, INC.



1289 Chestnut Ave., Alhambra, CA 94501-1289 FAX (916) 933-8204

BEI DWG NO:
93121F12

DATE:
7/28/93



SCALE: 1" = 50'

SITE PLAN

MEYER PLUMBING SUPPLY
311 SECOND STREET
OAKLAND, CA

FIGURE

1

EXCLUSION ZONE

Boot Cover and Outer Glove Removal

Outer Garment, Boot Cover & Glove Rinse

Outer Garment, Boot Cover & Glove Wash

Equipment Drop



HOTLINE



Cartridge Change



Garment and Safety Boot Removal

CONTAMINATION REDUCTION ZONE



Inner Glove Wash and Rinse



Mask Removal

CONTAMINATION CONTROL LINE



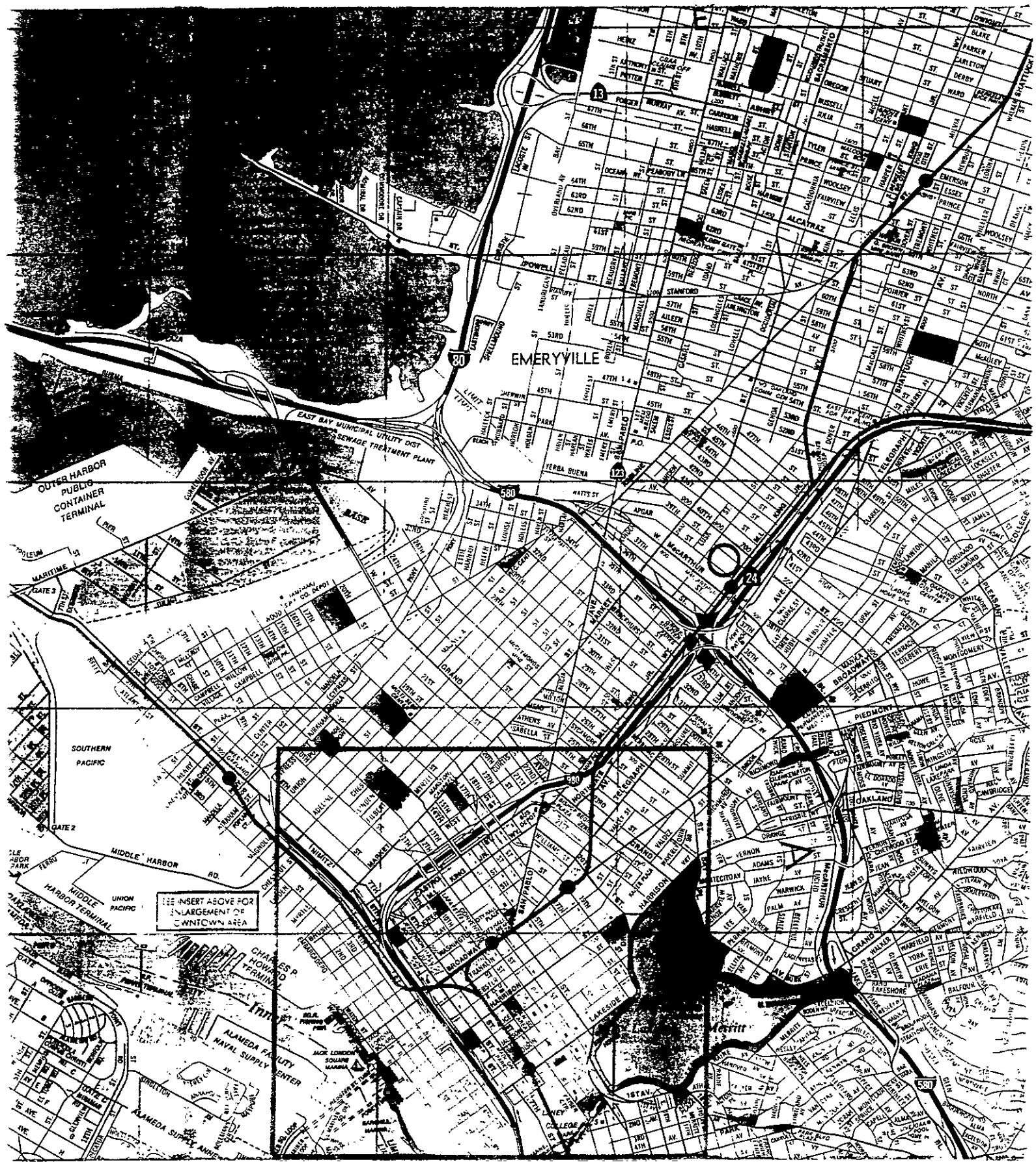
Field Wash

SUPPORT ZONE



WIND DIRECTION

REV	DESCRIPTION	DATE
BLYMYER ENGINEERS, INC ALAMEDA, CALIFORNIA		
SCALE	FTR	
DATE	LW 9/91	
APPROVED	TITLE	DECONTAMINATION LAYOUT—LEVEL C PROTECTION
	DRAWN BY	FIGURE 2



SEE INSERT ABOVE FOR ENLARGEMENT OF DOWNTOWN AREA

FACSIMILE MEMORANDUM SHEET

BLYMYER
ENGINEERS, INC.



Date: September 2, 1993

Job No.: 93121

Fax No.: 569-4757

TO: Jennifer Eberle, Alameda County Dept. of Env. Health

Subject: UST Closure Plan, Meyer Plumbing Supply, Oakland

Comments:

As you requested, following is a copy of our Certificate of Insurance showing our Worker's Compensation coverage. Please give me a call when I can pick up the approved closure plan. Thanks.

From: Mike Lewis

Total number of pages (including this memo): 2 Originals to be mailed YES NO

Carbon Copy:

If this transmission has not arrived as described or is not in readable condition, please contact Blymyer Engineers, Inc. and we will re-transmit.

(510) 521-3773

1829 Clement Avenue, Alameda, CA 94501-1395 Fax (510) 865-2594