

EXXON COMPANY, U.S.A.
QUARTERLY STATUS REPORT
January - March 1992
(Page 1 of 2)

STID # 136
BC

NOT in LOP
EXXON SERVICE STATION #7-3006
720 High Street 94601
Oakland, California

RESNA Job No. 87042-9

Royal

WORK PERFORMED THIS QUARTER

- Submitted fourth Quarterly Monitoring report (RESNA/AGS Report No. 87042-9, January 23, 1992).
- Performed monthly monitoring and product bailing.
- Performed first quarter 1992 groundwater monitoring and sampling on March 27 1992.

QUARTERLY GROUNDWATER SAMPLING (12/10/91) RESULTS: (ug/l)

Well	B	T	E	X	TPHg	TPHd	Historical Trend
MW-1	<0.5	<0.5	<0.5	<0.5	<50	<50	Unchanged
MW-2				free product			
MW-3				free product			
MW-4				free product			
MW-6	6,000	290	1,400	4,700	32,000	1,200	Increase
MW-7	290	5.3	7.1	<5.0	1,700	530	Decrease
MW-8	9500	5,000	3,100	12,000	66,000	1,400	Increase
MW-9	<0.5	<0.5	<0.5	<0.5	<50	52	Unchanged
MW-10	<0.5	<0.5	<0.5	<0.5	<50	<50	Unchanged
MW-11	0.7	<0.5	<0.5	<0.5	<50	<50	Unchanged
MW-12	18,000	16,000	3,000	11,000	99,000	1,700	Increase
MW-13	11,000	7,400	2,500	9,400	72,000	3,700	Increase
MW-14	0.5	<0.5	<0.5	<0.5	71	280	Decrease
MW-15	14	1.1	66	9.8	1,600	300	Decrease

B = benzene, T = toluene, E = ethylbenzene, X = total xylenes
TPHg = Total petroleum hydrocarbons as gasoline
TPHd = Total petroleum hydrocarbons as diesel

**EXXON COMPANY, U.S.A.
QUARTERLY STATUS REPORT
January - March 1992
(Page 2 of 2)**

**EXXON SERVICE STATION #7-3006
720 High Street
Oakland, California**

RESNA Job No. 87042-9

FREE PHASE PRODUCT RECOVERY SUMMARY:

Product recovery this quarter:	1 gallon
Cumulative total product recovered:	17 gallons

WORK TO BE COMPLETED NEXT QUARTER

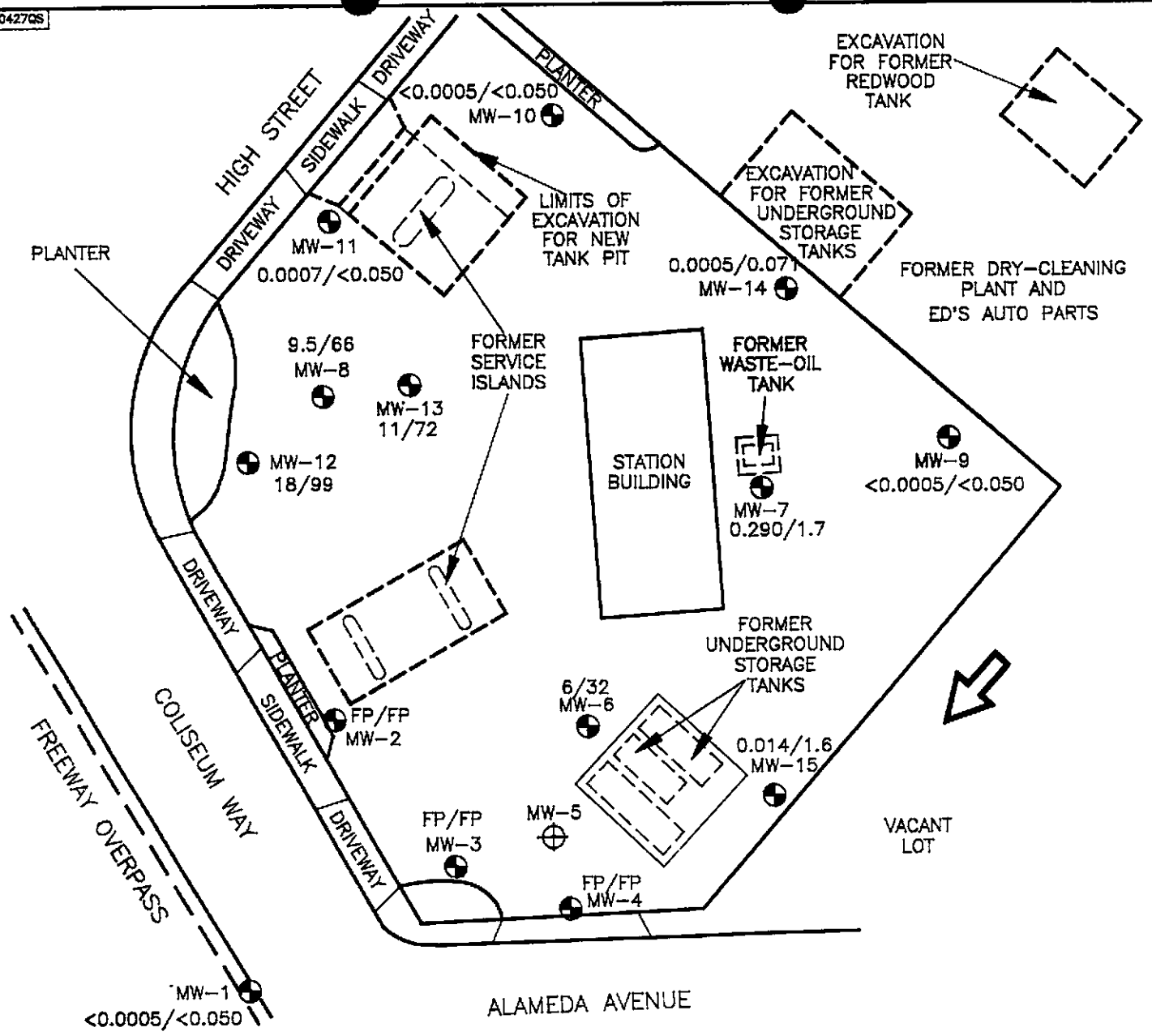
**Estimated Completion Date
6/30/92**

- Conduct quarterly sampling
- Continue monthly product recovery
- Submit first quarter 1992 groundwater monitoring report

WORK TO BE PERFORMED NEXT 12 MONTHS

**Estimated Completion Date
3/31/92**

- Perform quarterly groundwater sampling and reporting
- Complete quarterly status reports
- Install interim remediation system



First Quarter 1992

18/99 = Concentration of Benzene/TPHg in groundwater in parts per million


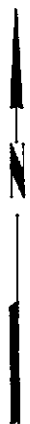
FP = Free phase product



= Approximate direction of groundwater flow

MW-9 ● = Monitoring well installed by Applied GeoSystems

MW-5 ⊕ = Monitoring well (destroyed) installed by Applied GeoSystems



Source: Modified from plan supplied by Exxon Company, USA

RESNA

**SITE PLAN FOR
QUARTERLY SUMMARY REPORT
Exxon Station No. 7-3006
720 High Street
Oakland, California**

PLATE

1

PROJECT NO. 87042-7