



**CONESTOGA-ROVERS  
& ASSOCIATES**

August 27, 2008

**RECEIVED**

12:57 pm, Aug 28, 2008

Alameda County  
Environmental Health

5900 Hollis Street, Suite A, Emeryville, California 94608  
Telephone: 510-420-0700 Facsimile: 510-420-9170  
www.CRAworld.com

Reference No. 240472

Mr. Jerry Wickham  
Alameda County Health Care Services Agency  
1131 Harbor Bay Parkway, Suite 250  
Alameda, California 94502-6577

Dear Mr. Wickham:

Re: Groundwater Monitoring Report – Third Quarter 2008  
Shell-branded Service Station  
105 Fifth Street  
Oakland, California  
SAP Code 135700  
Incident No. 98995757  
ACHCSA Case No. RO-0487

Conestoga-Rovers & Associates (CRA) prepared this report on behalf of Equilon Enterprises LLC dba Shell Oil Products US (Shell) in accordance with the quarterly reporting requirements of 23 CCR 2652d.

If you have any questions regarding the contents of this document, please call Peter Schaefer at (510) 420-3319.

Sincerely,

CONESTOGA-ROVERS & ASSOCIATES

Peter Schaefer, CHG, CEG  
Project Manager

PS/aa/1  
Enc.

cc: Denis Brown, Shell Oil Products US  
Arthur R. and Mary A. Hansen

Equal  
Employment  
Opportunity Employer



Jerry Wickham  
Alameda County Health Care Services Agency  
1131 Harbor Bay Parkway, Suite 250  
Alameda, California 94502-6577

**Denis L. Brown**  
**Shell Oil Products US**  
HSE - Environmental Services  
20945 S. Wilmington Ave.  
Carson, CA 90810-1039  
**Tel** (707) 865 0251  
**Fax** (707) 865 2542  
**Email** [denis.l.brown@shell.com](mailto:denis.l.brown@shell.com)

Re: Shell-branded Service Station  
105 Fifth Street  
Oakland, California  
SAP Code 135700  
Incident No. 98995757  
ACHCSA Case No. RO-0487

Dear Mr. Wickham:

The attached document is provided for your review and comment. Upon information and belief, I declare, under penalty of perjury, that the information contained in the attached document is true and correct.

If you have any questions or concerns, please call me at (707) 865-0251.

Sincerely,

A handwritten signature in black ink, appearing to read "Denis L. Brown", is written over a horizontal line.

Denis L. Brown  
Project Manager



## **GROUNDWATER MONITORING REPORT – THIRD QUARTER 2008**

**SHELL-BRANDED SERVICE STATION  
105 FIFTH STREET  
OAKLAND, CALIFORNIA**

<b>SAP CODE</b>	<b>135700</b>
<b>INCIDENT NO.</b>	<b>98995757</b>
<b>ACHCSA CASE NO</b>	<b>RO-0487</b>

**AUGUST 27, 2008  
REF. NO. 240472 (1)**

This report is printed on recycled paper.

**Prepared by:  
Conestoga-Rovers  
& Associates**

5900 Hollis Street, Suite A  
Emeryville, California  
U.S.A. 94608

Office: (510) 420-0700  
Fax: (510) 420-9170

web: <http://www.CRAworld.com>

**SITE ADDRESS** 105 Fifth Street, Oakland, CA

**SITE USE** Shell-branded Service Station

**SHELL PROJECT MANAGER** Denis Brown

**CONSULTANT AND CONTACT PERSON** CRA, Peter Schaefer

**LEAD AGENCY AND CONTACT** ACHCSA, Jerry Wickham

**AGENCY CASE NO.** RO0487

**SHELL SAP CODE** 135700

**SHELL INCIDENT NO.** 98995757

**DATE OF MOST RECENT  
AGENCY CORRESPONDENCE** October 11, 2006

**CURRENT QUARTER'S ACTIVITIES**

1. Blaine Tech Services, Inc. (Blaine) gauged and sampled wells according to the established monitoring program for this site.
2. CRA prepared a vicinity map (Figure 1) and a groundwater contour and chemical concentration map (Figure 2). Blaine's report, presenting the analytical data, is included in Appendix A.

**CURRENT QUARTER'S FINDINGS**

Groundwater Flow Direction	<u>Southeast</u>
Hydraulic Gradient	<u>0.005</u>
Depth to Water	<u>4.87 to 6.53 feet below top of well casing</u>


**PROPOSED ACTIVITIES FOR NEXT QUARTER**

1. Blaine will gauge and sample wells during the first month of the quarter, according to the established monitoring program for this site.

All of Which is Respectfully Submitted,  
CONESTOGA-ROVERS & ASSOCIATES



Peter Schaefer, CHG, CEG  
Project Manager



for: Ana Friel, PG  
Professional Geologist


LIST OF FIGURES

FIGURE 1

VICINITY MAP

FIGURE 2

GROUNDWATER CONTOUR AND  
CHEMICAL CONCENTRATION MAP



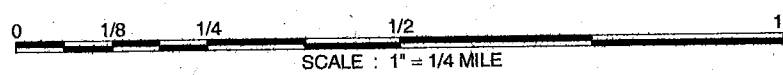
U:\SONOMA\_SHELL\OAKLAND\_105\_5TH\FIGURES\VICINITY.A1

**EXPLANATION**

- 1 ⊖ Irrigation well
- 2 ⊕ Unknown well
- ★ Subject site
- Study area

SOURCE: TOPOI MAPS

FIGURE 1



**Shell-branded Service Station**  
 105 Fifth Street  
 Oakland, California



**CONESTOGA-ROVERS & ASSOCIATES**

**Vicinity Map**





### EXPLANATION

- MW-1 ● Monitoring well location
- T-1 ▲ Tank backfill well location
- SB-8 ● Soil boring location (3/02)
- SB-6 ● Soil boring location (2/01)
- SB-1 ● Soil boring location (7/98)
- D-1 ▲ Soil sample location
- Storm drain line (SD)
- - - Sanitary sewer line (SS)
- ▶ Flow direction
- MH ○ Manhole
- Storm drain inlet
- fbg Feet below grade

**Note:** All utility locations are approximate

→ Groundwater flow direction and gradient

—XX.XX— Groundwater elevation contour, in feet above mean sea level (msl)

Well	ELEV
Well designation	Groundwater elevation, in feet above msl
Benzene	Benzene and MTBE concentrations are in micrograms per liter
MTBE	

**Notes:**  
 ND = Not detected  
 NDa = Elevated reporting limit, see laboratory report for details

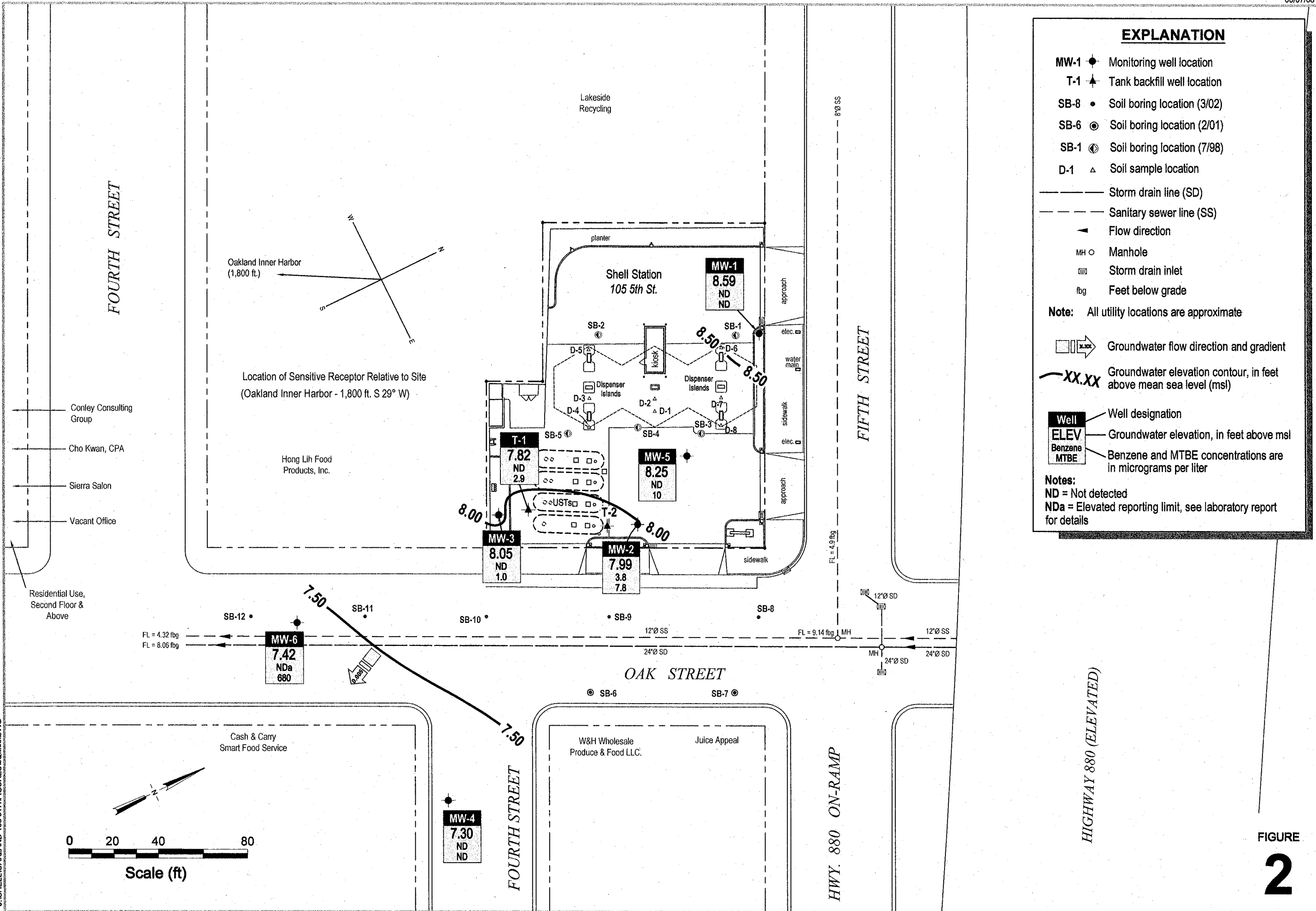


FIGURE 2

J:\SHELL\OAKLAND 105 5TH\FIGURES\30\M08.DWG

LIST OF APPENDICES

APPENDIX A

BLAINE TECH SERVICES, INC. –  
GROUNDWATER MONITORING REPORT

---

**BLAINE**  
TECH SERVICES INC.

---

GROUNDWATER SAMPLING SPECIALISTS  
SINCE 1985

July 29, 2008

Denis Brown  
Shell Oil Products US  
20945 South Wilmington Avenue  
Carson, CA 90810

Third Quarter 2008 Groundwater Monitoring at  
Shell-branded Service Station  
105 5th Street  
Oakland, CA

Monitoring performed on July 8, 2008

---

Groundwater Monitoring Report **080708-WL-1**

This report covers the routine monitoring of groundwater wells at this Shell-branded facility. In accordance with standard procedures that conform to Regional Water Quality Control Board requirements, routine field data collection includes depth to water, total well depth, thickness of any separate immiscible layer, water column volume, calculated purge volume (if applicable), elapsed evacuation time (if applicable), total volume of water removed (if applicable), and standard water parameter instrument readings. Sample material is collected, contained, stored, and transported to the laboratory in conformance with EPA standards. Purgewater (if applicable) is, likewise, collected and transported to the Martinez Refining Company.

Basic field information is presented alongside analytical values excerpted from the laboratory report in the cumulative table of **WELL CONCENTRATIONS**. The full analytical report for the most recent samples and the field data sheets are attached to this report.

At a minimum, Blaine Tech Services, Inc. field personnel are certified on completion of a forty hour Hazardous Materials and Emergency Response training course per 29 CFR 1910.120. Field personnel are also enrolled in annual eight hour refresher courses.

Blaine Tech Services, Inc. conducts sampling and documentation assignments of this type as an independent third party. Our activities at this site consisted of objective data and sample collection only. No interpretation of analytical results, defining of hydrological conditions or formulation of recommendations was performed.

Please call if you have any questions.

Yours truly,

Mike Ninokata  
Project Manager

MN/tm

attachments: Cumulative Table of WELL CONCENTRATIONS  
Certified Analytical Report  
Field Data Sheets

cc: Anni Kreml  
Conestoga-Rovers & Associates  
5900 Hollis Street, Suite A  
Emeryville, CA 94608

**WELL CONCENTRATIONS**  
**Shell-branded Service Station**  
**105 5th Street**  
**Oakland, CA**

Well ID	Date	TPPH (ug/L)	TEPH (ug/L)	B (ug/L)	T (ug/L)	E (ug/L)	X (ug/L)	MTBE 8020 (ug/L)	MTBE 8260 (ug/L)	DIPE (ug/L)	ETBE (ug/L)	TAME (ug/L)	TBA (ug/L)	1,2- DCA (ug/L)	EDB (ug/L)	Ethanol (ug/L)	TOC (MSL)	Depth to Water (ft.)	GW Elevation (MSL)	DO Reading (ppm)
MW-1	7/20/1999	NA	NA	NA	NA	NA	NA	NA	NA	NA	NA	NA	NA	NA	NA	NA	12.22	17.56	-5.34	NA
MW-1	7/23/1999	<50.0	NA	<0.500	<0.500	<0.500	<0.500	<2.50	<2.00	NA	NA	NA	NA	NA	NA	NA	12.22	6.45	5.77	NA
MW-1	11/1/1999	100	NA	15.6	3.12	4.04	12.6	6.69	NA	NA	NA	NA	NA	NA	NA	NA	12.22	6.59	5.63	0.5/0.7
MW-1	1/5/2000	<50.0	<20.0	<0.500	<0.500	<0.500	<0.500	<2.50	NA	NA	NA	NA	NA	NA	NA	NA	12.22	6.38	5.84	1.2/1.4
MW-1	4/7/2000	<50.0	<50.0	<0.500	<0.500	<0.500	<0.500	<2.50	NA	NA	NA	NA	NA	NA	NA	NA	12.22	5.83	6.39	1.6/2.4
MW-1	7/26/2000	<50.0	<50.0	<0.500	<0.500	<0.500	<0.500	<2.50	NA	NA	NA	NA	NA	NA	NA	NA	12.22	6.10	6.12	1.1/1.4
MW-1	10/28/2000	<50.0	<50.0	<0.500	<0.500	<0.500	<0.500	<2.50	NA	NA	NA	NA	NA	NA	NA	NA	12.22	14.08	-1.86	2.2/2.7
MW-1	1/30/2001	<50.0	<50.0	<0.500	<0.500	<0.500	<0.500	<2.50	NA	NA	NA	NA	NA	NA	NA	NA	12.22	10.71	1.51	1.2/1.6
MW-1	4/17/2001	<50.0	<50.0	<0.500	<0.500	<0.500	<0.500	<2.50	NA	NA	NA	NA	NA	NA	NA	NA	12.22	6.61	5.61	2.4/4.4
MW-1	7/9/2001	<50	<50	<0.50	<0.50	<0.50	<0.50	NA	<5.0	NA	NA	NA	NA	NA	NA	NA	12.22	6.31	5.91	1.4/3.4
MW-1	10/23/2001	<50	<50	<0.50	<0.50	<0.50	<0.50	NA	<5.0	NA	NA	NA	NA	NA	NA	NA	12.22	6.24	5.98	2.6/4.1
MW-1	1/7/2002	<50	<50	<0.50	<0.50	<0.50	<0.50	NA	<5.0	NA	NA	NA	NA	NA	NA	NA	12.22	5.25	6.97	NA
MW-1	4/12/2002	<50	<50	<0.50	<0.50	<0.50	<0.50	NA	<5.0	NA	NA	NA	NA	NA	NA	NA	14.92	5.54	9.38	NA
MW-1	7/10/2002	<50	74	<0.50	<0.50	<0.50	<0.50	NA	<5.0	NA	NA	NA	NA	NA	NA	NA	14.92	5.98	8.94	NA
MW-1	10/15/2002	<50	51	<0.50	<0.50	<0.50	<0.50	NA	<5.0	NA	NA	NA	NA	NA	NA	NA	14.92	5.46	9.46	NA
MW-1	1/29/2003	<50	<50	<0.50	<0.50	<0.50	<0.50	NA	<5.0	NA	NA	NA	NA	NA	NA	NA	14.92	5.03	9.89	NA
MW-1	4/30/2003	<50	110	<0.50	<0.50	<0.50	<1.0	NA	<5.0	NA	NA	NA	NA	NA	NA	NA	14.92	4.70	10.22	NA
MW-1	7/22/2003	<50	<50	<0.50	<0.50	<0.50	<1.0	NA	<0.50	NA	NA	NA	NA	NA	NA	NA	14.92	6.05	8.87	NA
MW-1	10/9/2003	<50	<50	<0.50	<0.50	<0.50	<1.0	NA	<0.50	NA	NA	NA	NA	NA	NA	NA	14.92	6.13	8.79	NA
MW-1	1/5/2004	<50	<50	<0.50	<0.50	<0.50	<1.0	NA	<0.50	NA	NA	NA	NA	NA	NA	NA	14.92	5.44	9.48	NA
MW-1	4/12/2004	<50	1,000 c	<0.50	<0.50	<0.50	<1.0	NA	<0.50	NA	NA	NA	NA	NA	NA	NA	14.92	5.75	9.17	NA
MW-1	7/2/2004	<50	<50	<0.50	<0.50	<0.50	<1.0	NA	<0.50	NA	NA	NA	NA	NA	NA	NA	14.92	5.93	8.99	NA
MW-1	10/8/2004	<50	<50	<0.50	<0.50	<0.50	<1.0	NA	<0.50	NA	NA	NA	NA	NA	NA	NA	14.92	5.94	8.98	NA
MW-1	1/10/2005	<50	<50	<0.50	<0.50	<0.50	<1.0	NA	<0.50	NA	NA	NA	NA	NA	NA	NA	14.92	5.17	9.75	NA
MW-1	4/15/2005	<50	<50	<0.50	<0.50	<0.50	<1.0	NA	<0.50	NA	NA	NA	NA	NA	NA	NA	14.92	5.45	9.47	NA
MW-1	7/15/2005	<50	<50	<0.50	<0.50	<0.50	<1.0	NA	<0.50	NA	NA	NA	NA	NA	NA	NA	14.92	5.93	8.99	NA
MW-1	10/20/2005	<50	<50	<0.50	<0.50	<0.50	<1.0	NA	<0.50	NA	NA	NA	NA	NA	NA	NA	14.92	6.21	8.71	NA
MW-1	1/24/2006	<50.0	<105	<0.500	<0.500	<0.500	<0.500	NA	<0.500	NA	NA	NA	NA	NA	NA	NA	14.92	5.59	9.33	NA
MW-1	4/14/2006	<50.0	<50.0 h	<0.500	<0.500	<0.500	<0.500	NA	<0.500	NA	NA	NA	NA	NA	NA	NA	14.92	5.13	9.79	NA
MW-1	7/25/2006	<50.0	<94.3	<0.500	0.770	<0.500	<0.500	NA	<0.500	NA	NA	NA	NA	NA	NA	NA	14.92	5.85	9.07	NA
MW-1	10/11/2006	<50.0	<46.9 h	<0.500	<0.500	<0.500	<0.500	NA	<0.500	<0.500	<0.500	<0.500	<10.0	NA	NA	NA	14.92	6.00	8.92	NA
MW-1	1/19/2007	<50	<50 h	<0.50	<0.50	<0.50	<1.0	NA	<1.0	<1.0	<1.0	<1.0	<10	NA	NA	NA	14.92	5.95	8.97	NA
MW-1	4/2/2007	<50 l	<50 h	<0.50	<1.0	<1.0	<1.0	NA	<1.0	<2.0	<2.0	<2.0	<10	NA	NA	NA	14.92	5.80	9.12	NA
MW-1	7/19/2007	<50 l	<50 h	<0.50	<1.0	<1.0	<1.0	NA	<1.0	<2.0	<2.0	<2.0	<10	NA	NA	NA	14.92	5.91	9.01	NA

**WELL CONCENTRATIONS**  
**Shell-branded Service Station**  
**105 5th Street**  
**Oakland, CA**

Well ID	Date	TPPH (ug/L)	TEPH (ug/L)	B (ug/L)	T (ug/L)	E (ug/L)	X (ug/L)	MTBE 8020 (ug/L)	MTBE 8260 (ug/L)	DIPE (ug/L)	ETBE (ug/L)	TAME (ug/L)	TBA (ug/L)	1,2- DCA (ug/L)	EDB (ug/L)	Ethanol (ug/L)	TOC (MSL)	Depth to Water (ft.)	GW Elevation (MSL)	DO Reading (ppm)
MW-1	10/16/2007	<50 l	64 h	<0.50	<1.0	<1.0	<1.0	NA	<1.0	<2.0	<2.0	<2.0	<10	NA	NA	NA	14.92	5.98	8.94	NA
MW-1	1/23/2008	<50 l	<50 h	<0.50	<1.0	<1.0	<1.0	NA	<1.0	<2.0	<2.0	<2.0	<10	NA	NA	NA	14.92	5.59	9.33	NA
MW-1	4/2/2008	<50	<50 h	<0.50	<1.0	<1.0	<1.0	NA	<1.0	<2.0	<2.0	<2.0	<10	NA	NA	NA	14.92	5.75	9.17	NA
<b>MW-1</b>	<b>7/8/2008</b>	<b>&lt;50</b>	<b>57 h</b>	<b>&lt;0.50</b>	<b>&lt;1.0</b>	<b>&lt;1.0</b>	<b>&lt;1.0</b>	<b>NA</b>	<b>&lt;1.0</b>	<b>&lt;2.0</b>	<b>&lt;2.0</b>	<b>&lt;2.0</b>	<b>&lt;10</b>	<b>NA</b>	<b>NA</b>	<b>NA</b>	<b>14.92</b>	<b>6.33</b>	<b>8.59</b>	<b>NA</b>
MW-2	7/20/1999	NA	NA	NA	NA	NA	NA	NA	NA	NA	NA	NA	NA	NA	NA	NA	10.87	18.24	-7.37	NA
MW-2	7/23/1999	13,800	NA	1,790	<100	<100	682	29,900	29,400	NA	NA	NA	NA	NA	NA	NA	10.87	5.98	4.89	NA
MW-2	11/1/1999	2,420	NA	316	10.8	119	44.2	17,000	NA	NA	NA	NA	NA	NA	NA	NA	10.87	6.03	4.84	0.5/0.3
MW-2	1/5/2000	2,120a	687	301a	<5.00a	116a	84.4a	14,700	NA	NA	NA	NA	NA	NA	NA	NA	10.87	5.90	4.97	2.1/2.6
MW-2	4/7/2000	4,940b	1,300	659b	<25.0b	214b	314b	41,800b	NA	NA	NA	NA	NA	NA	NA	NA	10.87	5.37	5.50	0.4/0.2
MW-2	7/26/2000	5,010	1,520	409	<50.0	302	307	54,300	NA	NA	NA	NA	NA	NA	NA	NA	10.87	5.81	5.06	2.1/2.2
MW-2	10/28/2000	1,720	412	82.2	<10.0	46.0	102	9,800	NA	NA	NA	NA	NA	NA	NA	NA	10.87	14.59	-3.72	0.7/0.7
MW-2	1/30/2001	1,640	574	14.7	<5.00	40.1	58.1	3,670	NA	NA	NA	NA	NA	NA	NA	NA	10.87	10.31	0.56	1.8/2.0
MW-2	4/17/2001	598	179	21.8	<2.00	16.9	10.8	5,630	NA	NA	NA	NA	NA	NA	NA	NA	10.87	6.08	4.79	1.5/2.6
MW-2	7/9/2001	<1,000	<500	19	<10	33	15	NA	6,200	NA	NA	NA	NA	NA	NA	NA	10.87	5.70	5.17	1.1/2.0
MW-2	10/23/2001	<5,000	<500	50	<25	92	<25	NA	13,000	<25	<25	<25	820	NA	NA	<500	10.87	5.72	5.15	2.0/3.2
MW-2	1/7/2002	<1,000	<200	<10	<10	<10	<10	NA	4,500	NA	NA	NA	NA	NA	NA	NA	10.87	4.87	6.00	NA
MW-2	4/12/2002	<1,000	<100	14	<10	27	13	NA	6,200	NA	NA	NA	NA	NA	NA	NA	13.57	5.14	8.43	NA
MW-2	7/10/2002	<1,000	290	<10	<10	14	<10	NA	6,100	NA	NA	NA	NA	NA	NA	NA	13.57	5.45	8.12	NA
MW-2	10/15/2002	<100	85	1.2	<1.0	<1.0	<1.0	NA	640	NA	NA	NA	NA	NA	NA	NA	13.57	5.38	8.19	NA
MW-2	1/29/2003	<500	<300	10	<5.0	16	6.3	NA	1,700	NA	NA	NA	NA	NA	NA	NA	13.57	5.14	8.43	NA
MW-2	4/30/2003	<5,000	440	<50	<50	58	<100	NA	5,000	NA	NA	NA	NA	NA	NA	NA	13.57	4.83	8.74	NA
MW-2	7/22/2003	2,300	1,000 c	76	<10	140	<20	NA	3,700	NA	NA	NA	NA	NA	NA	NA	13.57	5.61	7.96	NA
MW-2	10/9/2003	150	120 c	3.9	<1.0	6.4	<2.0	NA	210	NA	NA	NA	NA	NA	NA	NA	13.57	5.59	7.98	NA
MW-2	1/5/2004	1,300	450 c	34	<5.0	53	<10	NA	700	NA	NA	NA	NA	NA	NA	NA	13.57	5.04	8.53	NA
MW-2	4/12/2004	820	320 c	25	<5.0	33	<10	NA	560	NA	NA	NA	NA	NA	NA	NA	13.57	5.26	8.31	NA
MW-2	7/2/2004	2,000	850 c	60	<5.0	110	<10	NA	1,800	<20	<20	<20	6,200	NA	NA	NA	13.57	5.43	8.14	NA
MW-2	10/8/2004	540	210 d	5.2	<5.0	<5.0	<10	NA	90	NA	NA	NA	NA	NA	NA	NA	13.57	5.41	8.16	NA
MW-2	1/10/2005	990	400 d	19	<2.0	27	25	NA	<2.0	NA	NA	NA	NA	NA	NA	NA	13.57	4.74	8.83	NA
MW-2	4/15/2005	1,200	650 c	44	<10	45	<20	NA	760	NA	NA	NA	NA	NA	NA	NA	13.57	5.05	8.52	NA
MW-2	7/15/2005	<200	320 d	14	<2.0	7.3	<4.0	NA	110	<8.0	<8.0	<8.0	1,800	NA	NA	NA	13.57	5.35	8.22	NA
MW-2	10/20/2005	430	350 c	14	<2.0	6.7	<4.0	NA	64	NA	NA	NA	NA	NA	NA	NA	13.57	5.70	7.87	NA
MW-2	1/24/2006	1,570	712 g	18.9	<0.500	20.9	<0.500	NA	47.7	NA	NA	NA	NA	NA	NA	NA	13.57	5.15	8.42	NA
MW-2	4/14/2006	1,430	763 h	23.5	2.61	28.3	41.0	NA	61.0	NA	NA	NA	915	NA	NA	NA	13.57	4.72	8.85	NA

**WELL CONCENTRATIONS**  
**Shell-branded Service Station**  
**105 5th Street**  
**Oakland, CA**

Well ID	Date	TPPH (ug/L)	TEPH (ug/L)	B (ug/L)	T (ug/L)	E (ug/L)	X (ug/L)	MTBE 8020 (ug/L)	MTBE 8260 (ug/L)	DIPE (ug/L)	ETBE (ug/L)	TAME (ug/L)	TBA (ug/L)	1,2- DCA (ug/L)	EDB (ug/L)	Ethanol (ug/L)	TOC (MSL)	Depth to Water (ft.)	GW Elevation (MSL)	DO Reading (ppm)
MW-2	7/25/2006	234	455	6.32 i	<0.500	1.22	<0.500	NA	26.4	<0.500	<0.500	<0.500	591	NA	NA	NA	13.57	5.26	8.31	NA
MW-2	10/11/2006	1,800	585 h	13.3	<0.500	10.1	<0.500	NA	24.2	<0.500	<0.500	<0.500	570	NA	NA	NA	13.57	5.46	8.11	NA
MW-2	1/19/2007	870	250 h	13	0.37 j	13	<1.0	NA	24	<1.0	<1.0	<1.0	620	NA	NA	NA	13.57	5.55	8.02	NA
MW-2	4/2/2007	1,500 l	1,000 h	25	0.71 n	31	0.76 n	NA	21	<2.0	<2.0	<2.0	660	NA	NA	NA	13.57	5.35	8.22	NA
MW-2	7/19/2007	320 l	270 h	3.5	<1.0	2.3	<1.0	NA	14	<2.0	<2.0	<2.0	230	NA	NA	NA	13.57	5.72	7.85	NA
MW-2	10/16/2007	1,300 l,m	910 h	11	0.67 n	13	<1.0	NA	14	<2.0	<2.0	<2.0	460	NA	NA	NA	13.57	6.46	7.11	NA
MW-2	1/23/2008	410 l	<50 h	9.0	0.44 n	8.5	<1.0	NA	17	<2.0	<2.0	<2.0	400	NA	NA	NA	13.57	5.37	8.20	NA
MW-2	4/2/2008	1,000	360 h,m	8.1	<1.0	10	<1.0	NA	13	<2.0	<2.0	<2.0	280	NA	NA	NA	13.57	5.32	8.25	NA
<b>MW-2</b>	<b>7/8/2008</b>	<b>980</b>	<b>1,000 h,m</b>	<b>3.8</b>	<b>&lt;2.0</b>	<b>3.7</b>	<b>&lt;2.0</b>	<b>NA</b>	<b>7.8</b>	<b>&lt;4.0</b>	<b>&lt;4.0</b>	<b>&lt;4.0</b>	<b>140</b>	<b>NA</b>	<b>NA</b>	<b>NA</b>	<b>13.57</b>	<b>5.58</b>	<b>7.99</b>	<b>NA</b>
MW-3	7/20/1999	NA	NA	NA	NA	NA	NA	NA	NA	NA	NA	NA	NA	NA	NA	NA	11.27	19.07	-7.80	NA
MW-3	7/23/1999	128	NA	<0.500	<0.500	<0.500	<0.500	404,000	324,000	NA	NA	NA	NA	NA	NA	NA	11.27	6.43	4.84	NA
MW-3	11/11/1999	<1,000	NA	<10.0	<10.0	<10.0	<10.0	169,000	224,000	NA	NA	NA	NA	NA	NA	NA	11.27	6.48	4.79	0.5/0.3
MW-3	1/5/2000	137	322	<1.00	<1.00	<1.00	<1.00	165,000	219,000	NA	NA	NA	NA	NA	NA	NA	11.27	6.35	4.92	2.4/2.2
MW-3	4/7/2000	<1,000	264	853	<10.0	<10.0	<10.0	283,000	196,000a	NA	NA	NA	NA	NA	NA	NA	11.27	5.91	5.36	04/0.2
MW-3	7/26/2000	<20,000	585	<200	<200	<200	<200	437,000	320,000	NA	NA	NA	NA	NA	NA	NA	11.27	5.83	5.44	1.9/1.7
MW-3	10/28/2000	<12,500	441	<125	<125	<125	<125	266,000	308,000	NA	NA	NA	NA	NA	NA	NA	11.27	17.51	-6.24	1.1/1.4
MW-3	1/30/2001	<5,000	555	<50.0	<50.0	<50.0	<50.0	248,000	167,000a	NA	NA	NA	NA	NA	NA	NA	11.27	11.43	-0.16	2.0/2.2
MW-3	4/17/2001	<5,000	347	<50.0	<50.0	<50.0	<50.0	134,000	133,000	NA	NA	NA	NA	NA	NA	NA	11.27	6.57	4.70	1.3/1.2
MW-3	7/9/2001	<20,000	250	<200	<200	<200	<200	NA	170,000	NA	NA	NA	NA	NA	NA	NA	11.27	6.12	5.15	1.2/1.9
MW-3	10/23/2001	<50,000	260	<250	<250	<250	<250	NA	180,000	<250	<250	<250	53,000	NA	NA	<5,000	11.27	6.25	5.02	2.2/1.6
MW-3	1/7/2002	<10,000	160	<100	<100	<100	<100	NA	96,000	NA	NA	NA	NA	NA	NA	NA	11.27	5.29	5.98	NA
MW-3	4/12/2002	<10,000	87	<100	<100	<100	<100	NA	78,000	NA	NA	NA	NA	NA	NA	NA	13.96	5.43	8.53	NA
MW-3	7/10/2002	<20,000	150	<200	<200	<200	<200	NA	64,000	NA	NA	NA	NA	NA	NA	NA	13.96	6.33	7.63	NA
MW-3	10/15/2002	<10,000	120	<100	<100	<100	<100	NA	44,000	<100	NA	<100	9,100	<100	<100	NA	13.96	5.96	8.00	NA
MW-3	1/2/2003	NA	NA	<5.0	<5.0	<5.0	<10	NA	NA	NA	NA	NA	NA	NA	NA	NA	13.96	5.40	8.56	NA
MW-3	1/29/2003	<2,500	96	<25	<25	<25	<25	NA	19,000	<25	NA	<25	14,000	<25	<25	NA	13.96	5.68	8.28	NA
MW-3	4/30/2003	<25,000	360	<250	<250	<250	<500	NA	14,000	<1,000	NA	<1,000	24,000	<250	<250	NA	13.96	5.34	8.62	NA
MW-3	7/22/2003	<5,000	230 c	<50	<50	<50	<100	NA	17,000	<200	NA	<200	21,000	<50	<50	NA	13.96	6.15	7.81	NA
MW-3	10/9/2003	<5,000	150 c	<50	<50	<50	<100	NA	14,000	<200	NA	<200	11,000	<50	<50	NA	13.96	5.98	7.98	NA
MW-3	1/5/2004	<5,000	790 c	<50	<50	<50	<100	NA	4,700	<200	NA	<200	11,000	<50	<50	NA	13.96	5.45	8.51	NA
MW-3	4/12/2004	<25,000	270 c	<250	<250	<250	<500	NA	23,000	<1,000	NA	<1,000	12,000	<250	<250	NA	13.96	5.66	8.30	NA
MW-3	7/2/2004	<10,000	280 c	<100	<100	<100	<200	NA	18,000	<400	NA	<400	4,500	120	<100	NA	13.96	5.85	8.11	NA
MW-3	10/8/2004	<10,000	250 c	<100	<100	<100	<200	NA	29,000	<400	NA	<400	14,000	<100	<100	NA	13.96	5.88	8.08	NA

**WELL CONCENTRATIONS**  
**Shell-branded Service Station**  
**105 5th Street**  
**Oakland, CA**

Well ID	Date	TPPH (ug/L)	TEPH (ug/L)	B (ug/L)	T (ug/L)	E (ug/L)	X (ug/L)	MTBE 8020 (ug/L)	MTBE 8260 (ug/L)	DIPE (ug/L)	ETBE (ug/L)	TAME (ug/L)	TBA (ug/L)	1,2- DCA (ug/L)	EDB (ug/L)	Ethanol (ug/L)	TOC (MSL)	Depth to Water (ft.)	GW Elevation (MSL)	DO Reading (ppm)
MW-3	1/10/2005	<10,000	220 c	<100	<100	<100	<200	NA	13,000	<400	NA	<400	17,000	<100	<100	NA	13.96	5.20	8.76	NA
MW-3	4/15/2005	510	530 c	140	<5.0	<5.0	<10	NA	180	<20	NA	<20	1,600	<5.0	<5.0	NA	13.96	5.51	8.45	NA
MW-3	7/15/2005	<2,500	100 c	<25	42	<25	62	NA	3,700	<100	<100	<100	5,300	<25	<25	NA	13.96	5.75	8.21	NA
MW-3	10/20/2005	<2,500	250 c	<25	<25	<25	<50	NA	2,600	NA	NA	NA	6,300	NA	NA	NA	13.96	6.22	7.74	NA
MW-3	1/24/2006	3,050	414 f	<0.500	<0.500	<0.500	<0.500	NA	2,150	NA	NA	NA	5,510	NA	NA	NA	13.96	5.63	8.33	NA
MW-3	4/14/2006	2,070	762 h	<0.500	<0.500	<0.500	<0.500	NA	1,720	NA	NA	NA	3,240	NA	NA	NA	13.96	5.20	8.76	NA
MW-3	7/25/2006	403	332	<0.500	<0.500	<0.500	<0.500	NA	318	<0.500	<0.500	<0.500	1,110	<0.500	<0.500	NA	13.96	5.76	8.20	NA
MW-3	10/11/2006	485	620 h	<0.500	<0.500	<0.500	<0.500	NA	269	<0.500	<0.500	<0.500	552	NA	NA	NA	13.96	5.90	8.06	NA
MW-3	1/19/2007	47 j	<50 h	<0.50	<0.50	<0.50	<1.0	NA	5.9	<1.0	<1.0	<1.0	110	NA	NA	NA	13.96	6.00	7.96	NA
MW-3	4/2/2007	100 l,m	300 h	<0.50	<1.0	<1.0	<1.0	NA	140	<2.0	<2.0	<2.0	330	NA	NA	NA	13.96	5.74	8.22	NA
MW-3	7/19/2007	61 l,m	240 h	<0.50	<1.0	<1.0	<1.0	NA	52	<2.0	<2.0	<2.0	93	NA	NA	NA	13.96	5.98	7.98	NA
MW-3	10/16/2007	67 l	120 h	0.45 n	<1.0	<1.0	<1.0	NA	34	<2.0	<2.0	<2.0	38	NA	NA	NA	13.96	5.94	8.02	NA
MW-3	1/23/2008	<50 l	65 h,m	<0.50	<1.0	<1.0	<1.0	NA	15	<2.0	<2.0	<2.0	<10	NA	NA	NA	13.96	5.58	8.38	NA
MW-3	4/2/2008	<50	58 h	<0.50	<1.0	<1.0	<1.0	NA	13	<2.0	<2.0	<2.0	<10	NA	NA	NA	13.96	4.71	9.25	NA
<b>MW-3</b>	<b>7/8/2008</b>	<b>&lt;50</b>	<b>290 h</b>	<b>&lt;0.50</b>	<b>&lt;1.0</b>	<b>&lt;1.0</b>	<b>&lt;1.0</b>	<b>NA</b>	<b>1.0</b>	<b>&lt;2.0</b>	<b>&lt;2.0</b>	<b>&lt;2.0</b>	<b>&lt;10</b>	<b>NA</b>	<b>NA</b>	<b>NA</b>	<b>13.96</b>	<b>5.91</b>	<b>8.05</b>	<b>NA</b>

MW-4	3/23/2001	NA	NA	NA	NA	NA	NA	NA	NA	NA	NA	NA	NA	NA	NA	NA	9.50	8.21	1.29	NA
MW-4	4/17/2001	<50.0	<50.0	<0.500	<0.500	<0.500	<0.500	<2.50	NA	NA	NA	NA	NA	NA	NA	NA	9.50	5.08	4.42	2.4/2.6
MW-4	7/9/2001	<50	<50	<0.50	<0.50	<0.50	<0.50	NA	<5.0	NA	NA	NA	NA	NA	NA	NA	9.50	4.64	4.86	2.0/1.5
MW-4	10/23/2001	<50	<50	<0.50	<0.50	<0.50	<0.50	NA	<5.0	NA	NA	NA	NA	NA	NA	NA	9.50	7.90	1.60	2.8/1.8
MW-4	1/7/2002	<50	64	<0.50	<0.50	<0.50	<0.50	NA	<5.0	NA	NA	NA	NA	NA	NA	NA	9.50	5.00	4.50	NA
MW-4	4/12/2002	<50	<50	<0.50	<0.50	<0.50	<0.50	NA	<5.0	NA	NA	NA	NA	NA	NA	NA	12.17	7.49	4.68	NA
MW-4	7/10/2002	<50	67	<0.50	<0.50	<0.50	<0.50	NA	<5.0	NA	NA	NA	NA	NA	NA	NA	12.17	4.75	7.42	NA
MW-4	10/15/2002	<50		<0.50	<0.50	<0.50	<0.50	NA	<5.0	NA	NA	NA	NA	NA	NA	NA	12.17	4.56	7.61	NA
MW-4	1/29/2003	<50	73	<0.50	<0.50	<0.50	<0.50	NA	<5.0	NA	NA	NA	NA	NA	NA	NA	12.17	4.34	7.83	NA
MW-4	4/30/2003	<50	140	<0.50	<0.50	<0.50	<1.0	NA	<5.0	NA	NA	NA	NA	NA	NA	NA	12.17	5.45	6.72	NA
MW-4	7/22/2003	<50	63 c	<0.50	<0.50	<0.50	<1.0	NA	3.1	NA	NA	NA	NA	NA	NA	NA	12.17	6.46	5.71	NA
MW-4	10/9/2003	<50	<50	<0.50	<0.50	<0.50	<1.0	NA	<0.50	NA	NA	NA	NA	NA	NA	NA	12.17	7.11	5.06	NA
MW-4	1/5/2004	<50	66 c	<0.50	<0.50	<0.50	<1.0	NA	<0.50	NA	NA	NA	NA	NA	NA	NA	12.17	7.72	4.45	NA
MW-4	4/12/2004	<50	110 c	<0.50	<0.50	<0.50	<1.0	NA	<0.50	NA	NA	NA	NA	NA	NA	NA	12.17	5.80	6.37	NA
MW-4	7/2/2004	<50	<50	<0.50	<0.50	<0.50	<1.0	NA	<0.50	<2.0	<2.0	<2.0	<5.0	NA	NA	NA	12.17	6.24	5.93	NA
MW-4	10/8/2004	<50	<50	<0.50	<0.50	<0.50	<1.0	NA	<0.50	NA	NA	NA	NA	NA	NA	NA	12.17	7.17	5.00	NA
MW-4	1/10/2005	<50	55 c	<0.50	<0.50	<0.50	<1.0	NA	<0.50	NA	NA	NA	NA	NA	NA	NA	12.17	5.55	6.62	NA
MW-4	4/15/2005	<50	<50	<0.50	<0.50	<0.50	<1.0	NA	<0.50	NA	NA	NA	NA	NA	NA	NA	12.17	5.89	6.28	NA



**WELL CONCENTRATIONS**  
**Shell-branded Service Station**  
**105 5th Street**  
**Oakland, CA**

Well ID	Date	TPPH (ug/L)	TEPH (ug/L)	B (ug/L)	T (ug/L)	E (ug/L)	X (ug/L)	MTBE 8020 (ug/L)	MTBE 8260 (ug/L)	DIPE (ug/L)	ETBE (ug/L)	TAME (ug/L)	TBA (ug/L)	1,2- DCA (ug/L)	EDB (ug/L)	Ethanol (ug/L)	TOC (MSL)	Depth to Water (ft.)	GW Elevation (MSL)	DO Reading (ppm)
MW-4	7/15/2005	<50	<50	<0.50	<0.50	<0.50	<1.0	NA	<0.50	<2.0	<2.0	<2.0	<5.0	NA	NA	NA	12.17	7.27	4.90	NA
MW-4	10/20/2005	<50	<50	<0.50	<0.50	<0.50	<1.0	NA	<0.50	NA	NA	NA	NA	NA	NA	NA	12.17	7.15	5.02	NA
MW-4	1/24/2006	<50.0	<108	<0.500	<0.500	<0.500	<0.500	NA	<0.500	NA	NA	NA	NA	NA	NA	NA	12.17	4.80	7.37	NA
MW-4	4/14/2006	<50.0	127 h	<0.500	<0.500	<0.500	<0.500	NA	<0.500	NA	NA	NA	NA	NA	NA	NA	12.17	6.00	6.17	NA
MW-4	7/25/2006	<50.0	129	<0.500	<0.500	<0.500	<0.500	NA	<0.500	<0.500	<0.500	<0.500	44.8	NA	NA	NA	12.17	7.31	4.86	NA
MW-4	10/11/2006	<50.0	218 h	<0.500	<0.500	<0.500	<0.500	NA	<0.500	<0.500	<0.500	<0.500	<10.0	NA	NA	NA	12.17	7.65	4.52	NA
MW-4	1/19/2007	<50	<50 h	<0.50	<0.50	<0.50	<1.0	NA	<1.0	<1.0	<1.0	<1.0	<10	NA	NA	NA	12.17	4.54	7.63	NA
MW-4	4/2/2007	<50 l	86 h	<0.50	<1.0	<1.0	<1.0	NA	<1.0	<2.0	<2.0	<2.0	<10	NA	NA	NA	12.17	4.43	7.74	NA
MW-4	7/19/2007	<50 l	53 h	<0.50	<1.0	<1.0	<1.0	NA	<1.0	<2.0	<2.0	<2.0	<10	NA	NA	NA	12.17	5.28	6.89	NA
MW-4	10/16/2007	<50 l	<50 h	<0.50	<1.0	<1.0	<1.0	NA	<1.0	<2.0	<2.0	<2.0	<10	NA	NA	NA	12.17	6.27	5.90	NA
MW-4	1/23/2008	<50 l	<50 h	<0.50	<1.0	<1.0	<1.0	NA	<1.0	<2.0	<2.0	<2.0	<10	NA	NA	NA	12.17	7.51	4.66	NA
MW-4	4/2/2008	<50	<50 h	<0.50	<1.0	<1.0	<1.0	NA	<1.0	<2.0	<2.0	<2.0	<10	NA	NA	NA	12.17	6.74	5.43	NA
<b>MW-4</b>	<b>7/8/2008</b>	<b>&lt;50</b>	<b>&lt;50 h</b>	<b>&lt;0.50</b>	<b>&lt;1.0</b>	<b>&lt;1.0</b>	<b>&lt;1.0</b>	<b>NA</b>	<b>&lt;1.0</b>	<b>&lt;2.0</b>	<b>&lt;2.0</b>	<b>&lt;2.0</b>	<b>&lt;10</b>	<b>NA</b>	<b>NA</b>	<b>NA</b>	<b>12.17</b>	<b>4.87</b>	<b>7.30</b>	<b>NA</b>

MW-5	3/29/2002	NA	NA	NA	NA	NA	NA	NA	NA	NA	NA	NA	NA	NA	NA	NA	14.78	5.86	8.92	NA
MW-5	4/12/2002	1,600	<50	25	3.5	44	110	NA	570	NA	NA	NA	NA	NA	NA	NA	14.78	5.96	8.82	NA
MW-5	7/10/2002	930	<400	36	<2.0	93	8.8	NA	630	NA	NA	NA	NA	NA	NA	NA	14.78	6.57	8.21	NA
MW-5	10/15/2002	200	90	9.9	<0.50	19	5.5	NA	180	NA	NA	NA	NA	NA	NA	NA	14.78	6.17	8.61	NA
MW-5	1/29/2003	120	85	6.0	<0.50	2.9	2.6	NA	220	NA	NA	NA	NA	NA	NA	NA	14.78	5.85	8.93	NA
MW-5	4/30/2003	<250	160	5.5	<2.5	7.2	7.7	NA	250	NA	NA	NA	NA	NA	NA	NA	14.78	5.53	9.25	NA
MW-5	7/22/2003	520	190 c	63	<5.0	41	14	NA	810	NA	NA	NA	NA	NA	NA	NA	14.78	6.45	8.33	NA
MW-5	10/9/2003	160	86 c	3.2	<1.0	7.0	3.9	NA	250	NA	NA	NA	NA	NA	NA	NA	14.78	6.54	8.24	NA
MW-5	1/5/2004	290	95 c	11	<2.5	8.5	<5.0	NA	380	NA	NA	NA	NA	NA	NA	NA	14.78	5.90	8.88	NA
MW-5	4/12/2004	280	54 c	9.0	<2.5	12	<5.0	NA	400	NA	NA	NA	NA	NA	NA	NA	14.78	6.19	8.59	NA
MW-5	7/2/2004	660	280 c	34	3.6	42	17	NA	550	<10	<10	<10	400	NA	NA	NA	14.78	6.33	8.45	NA
MW-5	10/8/2004	<250	61 d	<2.5	<2.5	2.6	<5.0	NA	260	NA	NA	NA	NA	NA	NA	NA	14.78	6.32	8.46	NA
MW-5	1/10/2005	<100	110 d	2.7	<1.0	6.0	<2.0	NA	240	NA	NA	NA	NA	NA	NA	NA	14.78	5.65	9.13	NA
MW-5	4/15/2005	160	110 d	7.8	<0.50	15	2.5	NA	160	NA	NA	NA	NA	NA	NA	NA	14.78	5.95	8.83	NA
MW-5	7/15/2005	<50	63 d	3.6	<0.50	3.4	<1.0	NA	99	<2.0	<2.0	<2.0	120	NA	NA	NA	14.78	6.31	8.47	NA
MW-5	10/20/2005	160	120 c	5.1	<0.50	17	1.4	NA	79	NA	NA	NA	NA	NA	NA	NA	14.78	6.66	8.12	NA
MW-5	1/24/2006	<50.0	<105	0.840	<0.500	3.53	<0.500	NA	45.2	NA	NA	NA	NA	NA	NA	NA	14.78	6.10	8.68	NA
MW-5	4/14/2006	<50.0	89.2 h	3.00	<0.500	2.70	<0.500	NA	45.8	NA	NA	NA	24.6	NA	NA	NA	14.78	5.63	9.15	NA
MW-5	7/25/2006	59.2	109	1.20	<0.500	3.48	<0.500	NA	37.2	<0.500	<0.500	<0.500	54.2	NA	NA	NA	14.78	6.22	8.56	NA
MW-5	10/11/2006	146	172 h	4.69	<0.500	12.6	<0.500	NA	26.2	<0.500	<0.500	<0.500	22.7	NA	NA	NA	14.78	6.41	8.37	NA

**WELL CONCENTRATIONS**  
**Shell-branded Service Station**  
**105 5th Street**  
**Oakland, CA**

Well ID	Date	TPPH (ug/L)	TEPH (ug/L)	B (ug/L)	T (ug/L)	E (ug/L)	X (ug/L)	MTBE 8020 (ug/L)	MTBE 8260 (ug/L)	DIPE (ug/L)	ETBE (ug/L)	TAME (ug/L)	TBA (ug/L)	1,2- DCA (ug/L)	EDB (ug/L)	Ethanol (ug/L)	TOC (MSL)	Depth to Water (ft.)	GW Elevation (MSL)	DO Reading (ppm)
MW-5	1/19/2007	120	<50 h	3.5	<0.50	2.6	<1.0	NA	28	<1.0	<1.0	<1.0	13	NA	NA	NA	14.78	6.45	8.33	NA
MW-5	4/2/2007	180 l	270 h	4.3	<1.0	8.5	0.49 n	NA	23	<2.0	<2.0	<2.0	22	NA	NA	NA	14.78	6.28	8.50	NA
MW-5	7/19/2007	94 l	62 h	0.87	<1.0	1.8	<1.0	NA	12	<2.0	<2.0	<2.0	6.8 n	NA	NA	NA	14.78	6.45	8.33	NA
MW-5	10/16/2007	<50 l	<50 h	0.22 n	<1.0	<1.0	<1.0	NA	11	<2.0	<2.0	<2.0	<10	NA	NA	NA	14.78	6.46	8.32	NA
MW-5	1/23/2008	87 l	<50 h	1.4	<1.0	4.0	<1.0	NA	15	<2.0	<2.0	<2.0	<10	NA	NA	NA	14.78	6.15	8.63	NA
MW-5	4/2/2008	100	<50 h	5.1	<1.0	1.2	<1.0	NA	12	<2.0	<2.0	<2.0	<10	NA	NA	NA	14.78	6.29	8.49	NA
<b>MW-5</b>	<b>7/8/2008</b>	<b>&lt;50</b>	<b>&lt;50 h</b>	<b>&lt;0.50</b>	<b>&lt;1.0</b>	<b>&lt;1.0</b>	<b>&lt;1.0</b>	<b>NA</b>	<b>10</b>	<b>&lt;2.0</b>	<b>&lt;2.0</b>	<b>&lt;2.0</b>	<b>&lt;10</b>	<b>NA</b>	<b>NA</b>	<b>NA</b>	<b>14.78</b>	<b>6.53</b>	<b>8.25</b>	<b>NA</b>

MW-6	9/25/2002	NA	NA	NA	NA	NA	NA	NA	NA	NA	NA	NA	NA	NA	NA	NA	12.91	5.50	7.41	NA
MW-6	10/15/2002	<500	72	<5.0	<5.0	<5.0	<5.0	NA	2,600	NA	NA	NA	NA	NA	NA	NA	12.91	5.45	7.46	NA
MW-6	1/29/2003	<250	350	<2.5	<2.5	<2.5	<2.5	NA	1,600	NA	NA	NA	NA	NA	NA	NA	12.91	5.20	7.71	NA
MW-6	4/30/2003	<2,500	220	<25	<25	<25	<50	NA	5,900	NA	NA	NA	NA	NA	NA	NA	12.91	5.11	7.80	NA
MW-6	7/22/2003	<500	<50	<5.0	<5.0	<5.0	<10	NA	1,300	NA	NA	NA	NA	NA	NA	NA	12.91	5.46	7.45	NA
MW-6	10/9/2003	<1,000	<50	<10	<10	<10	<20	NA	3,000	NA	NA	NA	NA	NA	NA	NA	12.91	5.51	7.40	NA
MW-6	1/5/2004	<2,500	78 c	<25	<25	<25	<50	NA	3,600	NA	NA	NA	NA	NA	NA	NA	12.91	5.11	7.80	NA
MW-6	4/12/2004	<2,500	<50	<25	<25	<25	<50	NA	4,300	NA	NA	NA	NA	NA	NA	NA	12.91	5.30	7.61	NA
MW-6	7/2/2004	<2,500	<50	<25	<25	<25	<50	NA	2,900	<100	<100	<100	<250	NA	NA	NA	12.91	5.36	7.55	NA
MW-6	10/8/2004	<2,500	<50	<25	<25	<25	<50	NA	3,100	NA	NA	NA	NA	NA	NA	NA	12.91	5.43	7.48	NA
MW-6	1/10/2005	<1,000	<50	<10	<10	<10	<20	NA	2,600	NA	NA	NA	NA	NA	NA	NA	12.91	5.00	7.91	NA
MW-6	4/15/2005	210	100 d	11	<0.50	19	3.4	NA	180	NA	NA	NA	NA	NA	NA	NA	12.91	5.29	7.62	NA
MW-6	7/15/2005	<1,000	<50	<10	<10	<10	<20	NA	1,200	<20	<40	<40	<100	NA	NA	NA	12.91	5.47	7.44	NA
MW-6	10/20/2005	<1,000	<50	<10	<10	<10	<20	NA	1,800	NA	NA	NA	NA	NA	NA	NA	12.91	5.65	7.26	NA
MW-6	1/24/2006	1,690	<111	<0.500	<0.500	<0.500	<0.500	NA	1,270	NA	NA	NA	NA	NA	NA	NA	12.91	5.27	7.64	NA
MW-6	4/14/2006	1,200	<50.0 h	<0.500	<0.500	<0.500	<0.500	NA	1,300	NA	NA	NA	NA	NA	NA	NA	12.91	4.93	7.98	NA
MW-6	7/25/2006	<50.0	<94.3	<0.500	<0.500	<0.500	<0.500	NA	916	<0.500	<0.500	<0.500	<10.0	NA	NA	NA	12.91	5.38	7.53	NA
MW-6	10/11/2006	785	54.8 h	<0.500	<0.500	<0.500	<0.500	NA	673	<0.500	<0.500	<0.500	<10.0	NA	NA	NA	12.91	5.52	7.39	NA
MW-6	1/19/2007	600 k	<50 h	<5.0	<5.0	<5.0	<10	NA	920	<10	<10	<10	<100	NA	NA	NA	12.91	5.43	7.48	NA
MW-6	4/2/2007	240 l,m	110 h	<0.50	<1.0	<1.0	<1.0	NA	1,200	<2.0	<2.0	<2.0	68	NA	NA	NA	12.91	5.34	7.57	NA
MW-6	7/19/2007	570 l,m	<50 h	<0.50	<1.0	<1.0	<1.0	NA	900	<2.0	<2.0	<2.0	93	NA	NA	NA	12.91	5.40	7.51	NA
MW-6	10/16/2007	340 l,m	<50 h	1.3 n	<5.0	<5.0	<5.0	NA	990	<10	<10	<10	<50	NA	NA	NA	12.91	5.38	7.53	NA
MW-6	1/23/2008	<50 l	<50 h	<5.0	<10	<10	<10	NA	1,300	<20	<20	<20	<100	NA	NA	NA	12.91	5.10	7.81	NA
MW-6	4/2/2008	1,000	<50 h	<5.0	<10	<10	<10	NA	820	<20	<20	<20	150	NA	NA	NA	12.91	5.40	7.51	NA
<b>MW-6</b>	<b>7/8/2008</b>	<b>780</b>	<b>&lt;50 h</b>	<b>&lt;5.0</b>	<b>&lt;10</b>	<b>&lt;10</b>	<b>&lt;10</b>	<b>NA</b>	<b>680</b>	<b>&lt;20</b>	<b>&lt;20</b>	<b>&lt;20</b>	<b>&lt;100</b>	<b>NA</b>	<b>NA</b>	<b>NA</b>	<b>12.91</b>	<b>5.49</b>	<b>7.42</b>	<b>NA</b>

**WELL CONCENTRATIONS**  
**Shell-branded Service Station**  
**105 5th Street**  
**Oakland, CA**

Well ID	Date	TPPH (ug/L)	TEPH (ug/L)	B (ug/L)	T (ug/L)	E (ug/L)	X (ug/L)	MTBE 8020 (ug/L)	MTBE 8260 (ug/L)	DIPE (ug/L)	ETBE (ug/L)	TAME (ug/L)	TBA (ug/L)	1,2- DCA (ug/L)	EDB (ug/L)	Ethanol (ug/L)	TOC (MSL)	Depth to Water (ft.)	GW Elevation (MSL)	DO Reading (ppm)
T-1	1/7/2002	<20,000	2,600	310	<200	<200	<200	NA	92,000	NA	NA	NA	NA	NA	NA	NA	NA	4.86	NA	NA
T-1	4/12/2002	<5,000	1,000	230	<50	<50	<50	NA	57,000	NA	NA	NA	NA	NA	NA	NA	NA	5.05	NA	NA
T-1	7/10/2002	<20,000	3,700	260	<200	<200	<200	NA	69,000	NA	NA	NA	NA	NA	NA	NA	NA	5.84	NA	NA
T-1	10/15/2002	<5,000	2,100	150	62	<50	75	NA	29,000	NA	NA	NA	NA	NA	NA	NA	NA	5.77	NA	NA
T-1	1/2/2003	NA	NA	1.5	<0.50	<0.50	<1.0	NA	NA	NA	NA	NA	NA	NA	NA	NA	NA	5.10	NA	NA
T-1	1/29/2003	1,300	1,200	67	6.5	<2.0	5.2	NA	820	NA	NA	NA	NA	NA	NA	NA	NA	5.49	NA	NA
T-1	4/30/2003	360	1,000	45	0.60	<0.50	2.3	NA	89	NA	NA	NA	NA	NA	NA	NA	NA	4.91	NA	NA
T-1	7/22/2003	1,200	940 c	170	4.8	<2.5	18	NA	150	NA	NA	NA	NA	NA	NA	NA	NA	5.70	NA	NA
T-1	10/9/2003	700	880 c	32	2.0	<1.0	9.8	NA	140	NA	NA	NA	NA	NA	NA	NA	NA	5.79	NA	NA
T-1	1/5/2004	450	790 c	24	2.1	<1.0	3.2	NA	29	NA	NA	NA	NA	NA	NA	NA	NA	5.16	NA	NA
T-1	4/12/2004	210	530 c	6.4	<1.0	<1.0	<2.0	NA	9.0	NA	NA	NA	NA	NA	NA	NA	NA	5.40	NA	NA
T-1	7/2/2004	1,400	2,800 c	160	300	6.7	180	NA	28	NA	NA	NA	NA	NA	NA	NA	NA	5.62	NA	NA
T-1	10/8/2004	1,800	1,100 c	390	68	5.6	330	NA	59	NA	NA	NA	NA	NA	NA	NA	NA	5.67	NA	NA
T-1	1/10/2005	3,000	1,300 c	480	150	30	270	NA	52	NA	NA	NA	NA	NA	NA	NA	NA	4.92	NA	NA
T-1	4/15/2005	1,100	1,100 c	93	2.9	3.3	8.3	NA	26	NA	NA	NA	NA	NA	NA	NA	NA	5.22	NA	NA
T-1	7/15/2005	490	430 c	1.7	1.3	<0.50	2.4	NA	9.7	NA	NA	NA	NA	NA	NA	NA	NA	5.55	NA	NA
T-1	10/20/2005	300 e	770 c	<0.50	<0.50	<0.50	1.3	NA	11	NA	NA	NA	NA	NA	NA	NA	13.85	6.16	7.69	NA
T-1	1/24/2006	<50.0	2,610 f	<0.500	<0.500	<0.500	<0.500	NA	18.5	NA	NA	NA	NA	NA	NA	NA	13.85	5.45	8.40	NA
T-1	4/14/2006	<50.0	2,550 h	<0.500	<0.500	<0.500	<0.500	NA	5.29	NA	NA	NA	NA	NA	NA	NA	13.85	5.11	8.74	NA
T-1	7/25/2006	<50.0	544	<0.500	<0.500	<0.500	<0.500	NA	9.73	NA	NA	NA	248	NA	NA	NA	13.85	5.53	8.32	NA
T-1	10/11/2006	<50.0	1,540 h	<0.500	<0.500	<0.500	<0.500	NA	4.28	1.22	1.93	2.30	91.6	NA	NA	NA	13.85	5.65	8.20	NA
T-1	1/19/2007	<50	83 h	<0.50	<0.50	<0.50	<1.0	NA	0.58 j	<1.0	<1.0	<1.0	6.0 j	NA	NA	NA	13.85	5.77	8.08	NA
T-1	4/2/2007	79 i	680 h	<0.50	<1.0	<1.0	<1.0	NA	2.2	<2.0	<2.0	<2.0	51	NA	NA	NA	13.85	5.51	8.34	NA
T-1	7/19/2007	<50 i	330 h	<0.50	<1.0	<1.0	<1.0	NA	2.9	<2.0	<2.0	<2.0	34	NA	NA	NA	13.85	5.67	8.18	NA
T-1	10/16/2007	65 i	230 h	<0.50	<1.0	<1.0	<1.0	NA	2.5	<2.0	<2.0	<2.0	21	NA	NA	NA	13.85	6.34	7.51	NA
T-1	1/23/2008	<50 i	140 h,m	<0.50	<1.0	<1.0	<1.0	NA	2.0	<2.0	<2.0	<2.0	<10	NA	NA	NA	13.85	5.31	8.54	NA
T-1	4/2/2008	<50	170 h,m	<0.50	<1.0	<1.0	<1.0	NA	<1.0	<2.0	<2.0	<2.0	<10	NA	NA	NA	13.85	5.48	8.37	NA
T-1	7/8/2008	<50	310 h	<0.50	<1.0	<1.0	<1.0	NA	2.9	<2.0	<2.0	<2.0	<10	NA	NA	NA	13.85	6.03	7.82	NA

**WELL CONCENTRATIONS**  
**Shell-branded Service Station**  
**105 5th Street**  
**Oakland, CA**

Well ID	Date	TPPH (ug/L)	TEPH (ug/L)	B (ug/L)	T (ug/L)	E (ug/L)	X (ug/L)	MTBE 8020 (ug/L)	MTBE 8260 (ug/L)	DIPE (ug/L)	ETBE (ug/L)	TAME (ug/L)	TBA (ug/L)	1,2- DCA (ug/L)	EDB (ug/L)	Ethanol (ug/L)	TOC (MSL)	Depth to Water (ft.)	GW Elevation (MSL)	DO Reading (ppm)
---------	------	----------------	----------------	-------------	-------------	-------------	-------------	------------------------	------------------------	----------------	----------------	----------------	---------------	-----------------------	---------------	-------------------	--------------	----------------------------	--------------------------	------------------------

Abbreviations:

TPPH = Total petroleum hydrocarbons as gasoline by EPA Method 8260B; prior to July 9, 2001, analyzed by EPA Method 8015.

TEPH = Total petroleum hydrocarbons as diesel by modified EPA Method 8015.

BTEX = Benzene, toluene, ethylbenzene, xylenes by EPA Method 8260B; prior to July 9, 2001, analyzed by EPA Method 8020.

MTBE = Methyl tertiary butyl ether

DIPE = Di-isopropyl ether, analyzed by EPA Method 8260B

ETBE = Ethyl tertiary butyl ether, analyzed by EPA Method 8260B

TAME = Tertiary amyl methyl ether, analyzed by EPA Method 8260B

TBA = Tertiary butyl alcohol, analyzed by EPA Method 8260B

1,2-DCA = 1,2-dichloroethane, analyzed by EPA Method 8260B

EDB = 1,2-dibromomethane or ethylene dibromide, analyzed by EPA Method 8260B

TOC = Top of Casing Elevation

GW = Groundwater

DO = Dissolved Oxygen

ug/L = Parts per billion

ppm = Parts per million

MSL = Mean sea level

ft. = Feet

<n = Below detection limit

NA = Not applicable

n/n = Pre-purge/Post-purge

**WELL CONCENTRATIONS**  
**Shell-branded Service Station**  
**105 5th Street**  
**Oakland, CA**

Well ID	Date	TPPH (ug/L)	TEPH (ug/L)	B (ug/L)	T (ug/L)	E (ug/L)	X (ug/L)	MTBE 8020 (ug/L)	MTBE 8260 (ug/L)	DIPE (ug/L)	ETBE (ug/L)	TAME (ug/L)	TBA (ug/L)	1,2- DCA (ug/L)	EDB (ug/L)	Ethanol (ug/L)	TOC (MSL)	Depth to Water (ft.)	GW Elevation (MSL)	DO Reading (ppm)
---------	------	----------------	----------------	-------------	-------------	-------------	-------------	------------------------	------------------------	----------------	----------------	----------------	---------------	-----------------------	---------------	-------------------	--------------	----------------------------	--------------------------	------------------------

Notes:

a = Sample was analyzed outside of the EPA recommended holding time.

b = Result was generated out of hold time.

c = Hydrocarbon does not match pattern of laboratory's standard.

d = Hydrocarbon reported is in the early Diesel range and does not match the laboratory's Diesel standard.

e = Quantity of unknown hydrocarbon(s) in sample based on gasoline.

f = TPH pattern is characteristic of diesel fuel.

g = TPH pattern is characteristic of gasoline.

h = TEPH with Silica Gel clean-up

i = Analyte reported with failing QC due to insufficient sample and hold time requirements.

j = Estimated value. Analyte detected at a level less than the Reporting Limit (RL) and greater than or equal to the Method Detection Limit (MDL). The user of this data should be aware that this data is of limited reliability.

k = Hydrocarbon result partly due to individual peak(s) in quantitation range.

l = Analyzed by EPA Method 8015B (M).

m = The sample chromatographic pattern for TPH does not match the chromatographic pattern of the specified standard. Quantitation of the unknown hydrocarbon(s) in the sample was based upon the specified standard.

n = Analyte was detected at a concentration below the reporting limit and above the laboratory method detection limit. Reported value is estimated.

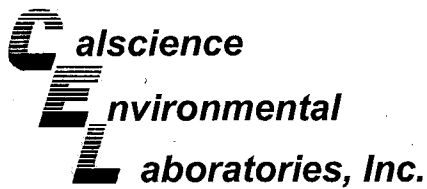
Ethanol analyzed by EPA Method 8260B.

Top of casing for well MW-4 provided by Cambria Environmental Technology, Inc.

Wells MW-1 through MW-5 surveyed April 12, 2002 by Virgil Chavez Land Surveying of Vallejo, CA.

Site surveyed September 26, 2002 by Virgil Chavez Land Surveying of Vallejo, CA.

Well T-1 surveyed on September 27, 2005. Survey data provided by Cambria Environmental.



July 24, 2008

Michael Ninokata  
Blaine Tech Services, Inc.  
1680 Rogers Avenue  
San Jose, CA 95112-1105

Subject: **Calscience Work Order No.: 08-07-0865**  
Client Reference: **105 5th Street, Oakland, CA**

Dear Client:

Enclosed is an analytical report for the above-referenced project. The samples included in this report were received 7/10/2008 and analyzed in accordance with the attached chain-of-custody.

Unless otherwise noted, all analytical testing was accomplished in accordance with the guidelines established in our Quality Systems Manual, applicable standard operating procedures, and other related documentation. The original report of subcontracted analysis, if any, is provided herein, and follows the standard Calscience data package. The results in this analytical report are limited to the samples tested and any reproduction thereof must be made in its entirety.

If you have any questions regarding this report, please do not hesitate to contact the undersigned.

Sincerely,

A handwritten signature in black ink, appearing to read "Jessie Kim".

Calscience Environmental  
Laboratories, Inc.  
Jessie Kim  
Project Manager

## Analytical Report



Blaine Tech Services, Inc.  
1680 Rogers Avenue  
San Jose, CA 95112-1105

Date Received: 07/10/08  
Work Order No: 08-07-0865  
Preparation: EPA 3510C  
Method: EPA 8015B

Project: 105 5th Street, Oakland, CA

Page 1 of 3

Client Sample Number	Lab Sample Number	Date/Time Collected	Matrix	Instrument	Date Prepared	Date/Time Analyzed	QC Batch ID
MW-1	08-07-0865-1-D	07/08/08 10:40	Aqueous	GC 27	07/14/08	07/15/08 05:16	080714B10

Comment(s): -The sample extract was subjected to Silica Gel treatment prior to analysis.

Parameter	Result	RL	DF	Qual	Units
Diesel Range Organics	57	50	1		ug/L
<u>Surrogates:</u>	<u>REC (%)</u>	<u>Control Limits</u>		<u>Qual</u>	
Decachlorobiphenyl	115	68-140			

Client Sample Number	Lab Sample Number	Date/Time Collected	Matrix	Instrument	Date Prepared	Date/Time Analyzed	QC Batch ID
MW-2	08-07-0865-2-D	07/08/08 12:20	Aqueous	GC 27	07/14/08	07/15/08 05:34	080714B10

Comment(s): -The sample chromatographic pattern for TPH does not match the chromatographic pattern of the specified standard. Quantitation of the unknown hydrocarbon(s) in the sample was based upon the specified standard.  
-The sample extract was subjected to Silica Gel treatment prior to analysis.


Parameter	Result	RL	DF	Qual	Units
Diesel Range Organics	1000	50	1		ug/L
<u>Surrogates:</u>	<u>REC (%)</u>	<u>Control Limits</u>		<u>Qual</u>	
Decachlorobiphenyl	95	68-140			

Client Sample Number	Lab Sample Number	Date/Time Collected	Matrix	Instrument	Date Prepared	Date/Time Analyzed	QC Batch ID
MW-3	08-07-0865-3-D	07/08/08 12:00	Aqueous	GC 27	07/14/08	07/15/08 05:53	080714B10

Comment(s): -The sample extract was subjected to Silica Gel treatment prior to analysis.

Parameter	Result	RL	DF	Qual	Units
Diesel Range Organics	290	50	1		ug/L
<u>Surrogates:</u>	<u>REC (%)</u>	<u>Control Limits</u>		<u>Qual</u>	
Decachlorobiphenyl	109	68-140			

RL - Reporting Limit , DF - Dilution Factor , Qual - Qualifiers

**Analytical Report**

 Blaine Tech Services, Inc.  
 1680 Rogers Avenue  
 San Jose, CA 95112-1105

 Date Received: 07/10/08  
 Work Order No: 08-07-0865  
 Preparation: EPA 3510C  
 Method: EPA 8015B

Project: 105 5th Street, Oakland, CA

Page 2 of 3

Client Sample Number	Lab Sample Number	Date/Time Collected	Matrix	Instrument	Date Prepared	Date/Time Analyzed	QC Batch ID
MW-4	08-07-0865-4-D	07/08/08 10:00	Aqueous	GC 27	07/14/08	07/15/08 06:12	080714B10

Comment(s): -The sample extract was subjected to Silica Gel treatment prior to analysis.

Parameter	Result	RL	DF	Qual	Units
Diesel Range Organics	ND	50	1		ug/L

Surrogates:	REC (%)	Control Limits	Qual
Decachlorobiphenyl	100	68-140	

Client Sample Number	Lab Sample Number	Date/Time Collected	Matrix	Instrument	Date Prepared	Date/Time Analyzed	QC Batch ID
MW-5	08-07-0865-5-D	07/08/08 11:05	Aqueous	GC 27	07/14/08	07/15/08 06:31	080714B10

Comment(s): -The sample extract was subjected to Silica Gel treatment prior to analysis.

Parameter	Result	RL	DF	Qual	Units
Diesel Range Organics	ND	50	1		ug/L

Surrogates:	REC (%)	Control Limits	Qual
Decachlorobiphenyl	112	68-140	

Client Sample Number	Lab Sample Number	Date/Time Collected	Matrix	Instrument	Date Prepared	Date/Time Analyzed	QC Batch ID
MW-6	08-07-0865-6-D	07/08/08 09:20	Aqueous	GC 27	07/14/08	07/15/08 06:50	080714B10

Comment(s): -The sample extract was subjected to Silica Gel treatment prior to analysis.

Parameter	Result	RL	DF	Qual	Units
Diesel Range Organics	ND	50	1		ug/L

Surrogates:	REC (%)	Control Limits	Qual
Decachlorobiphenyl	106	68-140	

Client Sample Number	Lab Sample Number	Date/Time Collected	Matrix	Instrument	Date Prepared	Date/Time Analyzed	QC Batch ID
T-1	08-07-0865-7-D	07/08/08 11:40	Aqueous	GC 27	07/14/08	07/15/08 07:09	080714B10

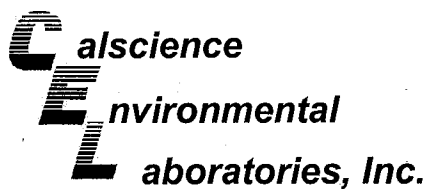
Comment(s): -The sample extract was subjected to Silica Gel treatment prior to analysis.

Parameter	Result	RL	DF	Qual	Units
Diesel Range Organics	310	50	1		ug/L

Surrogates:	REC (%)	Control Limits	Qual
Decachlorobiphenyl	105	68-140	

RL - Reporting Limit , DF - Dilution Factor , Qual - Qualifiers





Analytical Report



Blaine Tech Services, Inc.  
 1680 Rogers Avenue  
 San Jose, CA 95112-1105

Date Received: 07/10/08  
 Work Order No: 08-07-0865  
 Preparation: EPA 3510C  
 Method: EPA 8015B

Project: 105 5th Street, Oakland, CA

Page 3 of 3

Client Sample Number	Lab Sample Number	Date/Time Collected	Matrix	Instrument	Date Prepared	Date/Time Analyzed	QC Batch ID
Method Blank	099-12-211-529	N/A	Aqueous	GC 27	07/14/08	07/15/08 04:19	080714B10

Parameter	Result	RL	DF	Qual	Units
Diesel Range Organics	ND	50	1		ug/L
Surrogates:	REC (%)	Control Limits		Qual	
Decachlorobiphenyl	94	68-140			

RL - Reporting Limit , DF - Dilution Factor , Qual - Qualifiers

**Analytical Report**

 Blaine Tech Services, Inc.  
 1680 Rogers Avenue  
 San Jose, CA 95112-1105

 Date Received: 07/10/08  
 Work Order No: 08-07-0865  
 Preparation: EPA 5030B  
 Method: LUFT GC/MS / EPA 8260B  
 Units: ug/L

Project: 105 5th Street, Oakland, CA

Page 1 of 3

Client Sample Number	Lab Sample Number	Date/Time Collected	Matrix	Instrument	Date Prepared	Date/Time Analyzed	QC Batch ID
MW-1	08-07-0865-1-A	07/08/08 10:40	Aqueous	GC/MS WW	07/12/08	07/13/08 08:36	080712L02

Parameter	Result	RL	DF	Qual	Parameter	Result	RL	DF	Qual
TPPH	ND	50	1		Methyl-t-Butyl Ether (MTBE)	ND	1.0	1	
Benzene	ND	0.50	1		Tert-Butyl Alcohol (TBA)	ND	10	1	
Ethylbenzene	ND	1.0	1		Diisopropyl Ether (DIPE)	ND	2.0	1	
Toluene	ND	1.0	1		Ethyl-t-Butyl Ether (ETBE)	ND	2.0	1	
p/m-Xylene	ND	1.0	1		Tert-Amyl-Methyl Ether (TAME)	ND	2.0	1	
o-Xylene	ND	1.0	1						
<u>Surrogates:</u>	<u>REC (%)</u>	<u>Control Limits</u>		<u>Qual</u>	<u>Surrogates:</u>	<u>REC (%)</u>	<u>Control Limits</u>		<u>Qual</u>
1,4-Bromofluorobenzene	95	70-130			1,4-Bromofluorobenzene-TPPH	95	70-130		

Client Sample Number	Lab Sample Number	Date/Time Collected	Matrix	Instrument	Date Prepared	Date/Time Analyzed	QC Batch ID
MW-2	08-07-0865-2-A	07/08/08 12:20	Aqueous	GC/MS WW	07/12/08	07/13/08 09:01	080712L02

Parameter	Result	RL	DF	Qual	Parameter	Result	RL	DF	Qual
TPPH	980	100	2		Methyl-t-Butyl Ether (MTBE)	7.8	2.0	2	
Benzene	3.8	1.0	2		Tert-Butyl Alcohol (TBA)	140	20	2	
Ethylbenzene	3.7	2.0	2		Diisopropyl Ether (DIPE)	ND	4.0	2	
Toluene	ND	2.0	2		Ethyl-t-Butyl Ether (ETBE)	ND	4.0	2	
p/m-Xylene	ND	2.0	2		Tert-Amyl-Methyl Ether (TAME)	ND	4.0	2	
o-Xylene	ND	2.0	2						
<u>Surrogates:</u>	<u>REC (%)</u>	<u>Control Limits</u>		<u>Qual</u>	<u>Surrogates:</u>	<u>REC (%)</u>	<u>Control Limits</u>		<u>Qual</u>
1,4-Bromofluorobenzene	103	70-130			1,4-Bromofluorobenzene-TPPH	102	70-130		

Client Sample Number	Lab Sample Number	Date/Time Collected	Matrix	Instrument	Date Prepared	Date/Time Analyzed	QC Batch ID
MW-3	08-07-0865-3-A	07/08/08 12:00	Aqueous	GC/MS WW	07/12/08	07/13/08 09:27	080712L02

Parameter	Result	RL	DF	Qual	Parameter	Result	RL	DF	Qual
TPPH	ND	50	1		Methyl-t-Butyl Ether (MTBE)	1.0	1.0	1	
Benzene	ND	0.50	1		Tert-Butyl Alcohol (TBA)	ND	10	1	
Ethylbenzene	ND	1.0	1		Diisopropyl Ether (DIPE)	ND	2.0	1	
Toluene	ND	1.0	1		Ethyl-t-Butyl Ether (ETBE)	ND	2.0	1	
p/m-Xylene	ND	1.0	1		Tert-Amyl-Methyl Ether (TAME)	ND	2.0	1	
o-Xylene	ND	1.0	1						
<u>Surrogates:</u>	<u>REC (%)</u>	<u>Control Limits</u>		<u>Qual</u>	<u>Surrogates:</u>	<u>REC (%)</u>	<u>Control Limits</u>		<u>Qual</u>
1,4-Bromofluorobenzene	92	70-130			1,4-Bromofluorobenzene-TPPH	91	70-130		

RL - Reporting Limit , DF - Dilution Factor , Qual - Qualifiers

**Analytical Report**

 Blaine Tech Services, Inc.  
 1680 Rogers Avenue  
 San Jose, CA 95112-1105

 Date Received: 07/10/08  
 Work Order No: 08-07-0865  
 Preparation: EPA 5030B  
 Method: LUFT GC/MS / EPA 8260B  
 Units: ug/L

Project: 105 5th Street, Oakland, CA

Page 2 of 3

Client Sample Number	Lab Sample Number	Date/Time Collected	Matrix	Instrument	Date Prepared	Date/Time Analyzed	QC Batch ID
MW-4	08-07-0865-4-A	07/08/08 10:00	Aqueous	GC/MS WW	07/12/08	07/13/08 09:52	080712L02

Parameter	Result	RL	DF	Qual	Parameter	Result	RL	DF	Qual
TPPH	ND	50	1		Methyl-t-Butyl Ether (MTBE)	ND	1.0	1	
Benzene	ND	0.50	1		Tert-Butyl Alcohol (TBA)	ND	10	1	
Ethylbenzene	ND	1.0	1		Diisopropyl Ether (DIPE)	ND	2.0	1	
Toluene	ND	1.0	1		Ethyl-t-Butyl Ether (ETBE)	ND	2.0	1	
p/m-Xylene	ND	1.0	1		Tert-Amyl-Methyl Ether (TAME)	ND	2.0	1	
o-Xylene	ND	1.0	1						
<u>Surrogates:</u>	<u>REC (%)</u>	<u>Control Limits</u>		<u>Qual</u>	<u>Surrogates:</u>	<u>REC (%)</u>	<u>Control Limits</u>		<u>Qual</u>
1,4-Bromofluorobenzene	96	70-130			1,4-Bromofluorobenzene-TPPH	96	70-130		

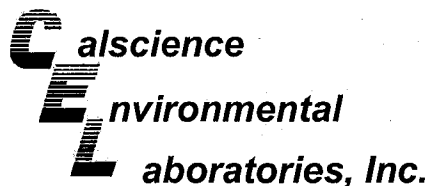
Client Sample Number	Lab Sample Number	Date/Time Collected	Matrix	Instrument	Date Prepared	Date/Time Analyzed	QC Batch ID
MW-5	08-07-0865-5-A	07/08/08 11:05	Aqueous	GC/MS WW	07/12/08	07/13/08 10:17	080712L02

Parameter	Result	RL	DF	Qual	Parameter	Result	RL	DF	Qual
TPPH	ND	50	1		Methyl-t-Butyl Ether (MTBE)	10	1.0	1	
Benzene	ND	0.50	1		Tert-Butyl Alcohol (TBA)	ND	10	1	
Ethylbenzene	ND	1.0	1		Diisopropyl Ether (DIPE)	ND	2.0	1	
Toluene	ND	1.0	1		Ethyl-t-Butyl Ether (ETBE)	ND	2.0	1	
p/m-Xylene	ND	1.0	1		Tert-Amyl-Methyl Ether (TAME)	ND	2.0	1	
o-Xylene	ND	1.0	1						
<u>Surrogates:</u>	<u>REC (%)</u>	<u>Control Limits</u>		<u>Qual</u>	<u>Surrogates:</u>	<u>REC (%)</u>	<u>Control Limits</u>		<u>Qual</u>
1,4-Bromofluorobenzene	95	70-130			1,4-Bromofluorobenzene-TPPH	95	70-130		

Client Sample Number	Lab Sample Number	Date/Time Collected	Matrix	Instrument	Date Prepared	Date/Time Analyzed	QC Batch ID
MW-6	08-07-0865-6-A	07/08/08 09:20	Aqueous	GC/MS WW	07/12/08	07/13/08 10:42	080712L02

Parameter	Result	RL	DF	Qual	Parameter	Result	RL	DF	Qual
TPPH	780	500	10		Methyl-t-Butyl Ether (MTBE)	680	10	10	
Benzene	ND	5.0	10		Tert-Butyl Alcohol (TBA)	ND	100	10	
Ethylbenzene	ND	10	10		Diisopropyl Ether (DIPE)	ND	20	10	
Toluene	ND	10	10		Ethyl-t-Butyl Ether (ETBE)	ND	20	10	
p/m-Xylene	ND	10	10		Tert-Amyl-Methyl Ether (TAME)	ND	20	10	
o-Xylene	ND	10	10						
<u>Surrogates:</u>	<u>REC (%)</u>	<u>Control Limits</u>		<u>Qual</u>	<u>Surrogates:</u>	<u>REC (%)</u>	<u>Control Limits</u>		<u>Qual</u>
1,4-Bromofluorobenzene	94	70-130			1,4-Bromofluorobenzene-TPPH	93	70-130		

RL - Reporting Limit , DF - Dilution Factor , Qual - Qualifiers



Analytical Report



Blaine Tech Services, Inc.  
1680 Rogers Avenue  
San Jose, CA 95112-1105

Date Received: 07/10/08  
Work Order No: 08-07-0865  
Preparation: EPA 5030B  
Method: LUFT GC/MS / EPA 8260B  
Units: ug/L

Project: 105 5th Street, Oakland, CA

Page 3 of 3

Client Sample Number	Lab Sample Number	Date/Time Collected	Matrix	Instrument	Date Prepared	Date/Time Analyzed	QC Batch ID
T-1	08-07-0865-7-B	07/08/08 11:40	Aqueous	GC/MS WW	07/16/08	07/16/08 19:50	080716L01

Parameter	Result	RL	DF	Qual	Parameter	Result	RL	DF	Qual
TPPH	ND	50	1		Methyl-t-Butyl Ether (MTBE)	2.9	1.0	1	
Benzene	ND	0.50	1		Tert-Butyl Alcohol (TBA)	ND	10	1	
Ethylbenzene	ND	1.0	1		Diisopropyl Ether (DIPE)	ND	2.0	1	
Toluene	ND	1.0	1		Ethyl-t-Butyl Ether (ETBE)	ND	2.0	1	
p/m-Xylene	ND	1.0	1		Tert-Amyl-Methyl Ether (TAME)	ND	2.0	1	
o-Xylene	ND	1.0	1						
<b>Surrogates:</b>	<b>REC (%)</b>	<b>Control Limits</b>		<b>Qual</b>	<b>Surrogates:</b>	<b>REC (%)</b>	<b>Control Limits</b>		<b>Qual</b>
1,4-Bromofluorobenzene	91	70-130			1,4-Bromofluorobenzene-TPPH	91	70-130		

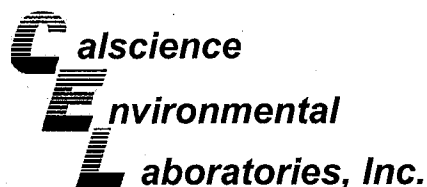
Method Blank	Lab Sample Number	Date/Time Collected	Matrix	Instrument	Date Prepared	Date/Time Analyzed	QC Batch ID
Method Blank	099-12-715-612	N/A	Aqueous	GC/MS WW	07/12/08	07/13/08 02:13	080712L02

Parameter	Result	RL	DF	Qual	Parameter	Result	RL	DF	Qual
TPPH	ND	50	1		Methyl-t-Butyl Ether (MTBE)	ND	1.0	1	
Benzene	ND	0.50	1		Tert-Butyl Alcohol (TBA)	ND	10	1	
Ethylbenzene	ND	1.0	1		Diisopropyl Ether (DIPE)	ND	2.0	1	
Toluene	ND	1.0	1		Ethyl-t-Butyl Ether (ETBE)	ND	2.0	1	
p/m-Xylene	ND	1.0	1		Tert-Amyl-Methyl Ether (TAME)	ND	2.0	1	
o-Xylene	ND	1.0	1						
<b>Surrogates:</b>	<b>REC (%)</b>	<b>Control Limits</b>		<b>Qual</b>	<b>Surrogates:</b>	<b>REC (%)</b>	<b>Control Limits</b>		<b>Qual</b>
1,4-Bromofluorobenzene	95	70-130			1,4-Bromofluorobenzene-TPPH	95	70-130		

Method Blank	Lab Sample Number	Date/Time Collected	Matrix	Instrument	Date Prepared	Date/Time Analyzed	QC Batch ID
Method Blank	099-12-715-618	N/A	Aqueous	GC/MS WW	07/16/08	07/16/08 15:07	080716L01

Parameter	Result	RL	DF	Qual	Parameter	Result	RL	DF	Qual
TPPH	ND	50	1		Methyl-t-Butyl Ether (MTBE)	ND	1.0	1	
Benzene	ND	0.50	1		Tert-Butyl Alcohol (TBA)	ND	10	1	
Ethylbenzene	ND	1.0	1		Diisopropyl Ether (DIPE)	ND	2.0	1	
Toluene	ND	1.0	1		Ethyl-t-Butyl Ether (ETBE)	ND	2.0	1	
p/m-Xylene	ND	1.0	1		Tert-Amyl-Methyl Ether (TAME)	ND	2.0	1	
o-Xylene	ND	1.0	1						
<b>Surrogates:</b>	<b>REC (%)</b>	<b>Control Limits</b>		<b>Qual</b>	<b>Surrogates:</b>	<b>REC (%)</b>	<b>Control Limits</b>		<b>Qual</b>
1,4-Bromofluorobenzene	91	70-130			1,4-Bromofluorobenzene-TPPH	91	70-130		

RL - Reporting Limit , DF - Dilution Factor , Qual - Qualifiers



## Quality Control - Spike/Spike Duplicate



Blaine Tech Services, Inc.  
1680 Rogers Avenue  
San Jose, CA 95112-1105

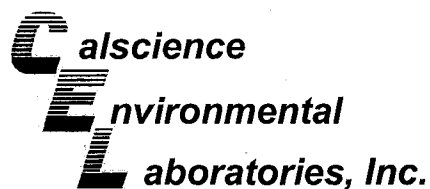
Date Received: 07/10/08  
Work Order No: 08-07-0865  
Preparation: EPA 5030B  
Method: LUFT GC/MS / EPA  
8260B

Project 105 5th Street, Oakland, CA

Quality Control Sample ID	Matrix	Instrument	Date Prepared	Date Analyzed	MS/MSD Batch Number
08-07-0578-1	Aqueous	GC/MS WW	07/12/08	07/13/08	080712S02

Parameter	MS %REC	MSD %REC	%REC CL	RPD	RPD CL	Qualifiers
Benzene	69	72	70-130	4	0-30	3
Ethylbenzene	81	84	70-130	3	0-30	
Toluene	79	80	70-130	2	0-30	
p/m-Xylene	86	88	70-130	2	0-30	
o-Xylene	93	94	70-130	1	0-30	
Methyl-t-Butyl Ether (MTBE)	101	101	70-130	0	0-30	
Tert-Butyl Alcohol (TBA)	96	90	70-130	6	0-30	
Diisopropyl Ether (DIPE)	75	75	70-130	0	0-30	
Ethyl-t-Butyl Ether (ETBE)	93	92	70-130	2	0-30	
Tert-Amyl-Methyl Ether (TAME)	98	97	70-130	1	0-30	
Ethanol	71	80	70-130	12	0-30	

RPD - Relative Percent Difference, CL - Control Limit



## Quality Control - Spike/Spike Duplicate



Blaine Tech Services, Inc.  
1680 Rogers Avenue  
San Jose, CA 95112-1105

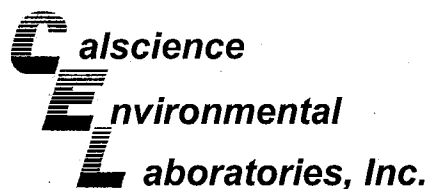
Date Received: 07/10/08  
Work Order No: 08-07-0865  
Preparation: EPA 5030B  
Method: LUFT GC/MS / EPA 8260B

Project 105 5th Street, Oakland, CA

Quality Control Sample ID	Matrix	Instrument	Date Prepared	Date Analyzed	MS/MSD Batch Number
08-07-0973-8	Aqueous	GC/MS WW	07/16/08	07/16/08	080716S01

Parameter	MS %REC	MSD %REC	%REC CL	RPD	RPD CL	Qualifiers
Benzene	81	82	70-130	2	0-30	
Ethylbenzene	97	99	70-130	2	0-30	
Toluene	91	93	70-130	2	0-30	
p/m-Xylene	104	104	70-130	1	0-30	
o-Xylene	106	107	70-130	1	0-30	
Methyl-t-Butyl Ether (MTBE)	102	105	70-130	3	0-30	
Tert-Butyl Alcohol (TBA)	94	91	70-130	4	0-30	
Diisopropyl Ether (DIPE)	81	83	70-130	2	0-30	
Ethyl-t-Butyl Ether (ETBE)	95	99	70-130	5	0-30	
Tert-Amyl-Methyl Ether (TAME)	99	102	70-130	4	0-30	
Ethanol	76	76	70-130	0	0-30	

RPD - Relative Percent Difference, CL - Control Limit



## Quality Control - LCS/LCS Duplicate



Blaine Tech Services, Inc.  
1680 Rogers Avenue  
San Jose, CA 95112-1105

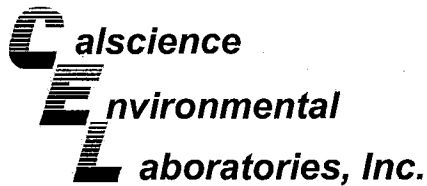
Date Received: N/A  
Work Order No: 08-07-0865  
Preparation: EPA 3510C  
Method: EPA 8015B

Project: 105 5th Street, Oakland, CA

Quality Control Sample ID	Matrix	Instrument	Date Prepared	Date Analyzed	LCS/LCSD Batch Number
099-12-211-529	Aqueous	GC 27	07/14/08	07/15/08	080714B10

Parameter	LCS %REC	LCSD %REC	%REC CL	RPD	RPD CL	Qualifiers
Diesel Range Organics	92	95	75-117	3	0-13	

RPD - Relative Percent Difference, CL - Control Limit



## Quality Control - LCS/LCS Duplicate



Blaine Tech Services, Inc.  
1680 Rogers Avenue  
San Jose, CA 95112-1105

Date Received: N/A  
Work Order No: 08-07-0865  
Preparation: EPA 5030B  
Method: LUFT GC/MS / EPA 8260B

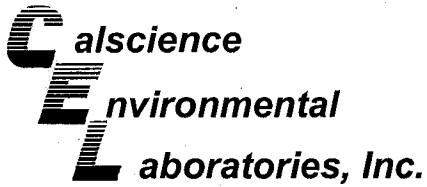
Project: 105 5th Street, Oakland, CA

Quality Control Sample ID	Matrix	Instrument	Date Prepared	Date Analyzed	LCS/LCSD Batch Number
099-12-715-612	Aqueous	GC/MS WW	07/12/08	07/13/08	080712L02

Parameter	LCS %REC	LCSD %REC	%REC CL	RPD	RPD CL	Qualifiers
TPPH	99	89	65-135	10	0-30	
Benzene	85	78	70-130	9	0-30	
Ethylbenzene	104	92	70-130	12	0-30	
Toluene	97	87	70-130	10	0-30	
p/m-Xylene	108	98	70-130	10	0-30	
o-Xylene	111	101	70-130	9	0-30	
Methyl-t-Butyl Ether (MTBE)	103	99	70-130	5	0-30	
Tert-Butyl Alcohol (TBA)	113	119	70-130	5	0-30	
Diisopropyl Ether (DIPE)	80	75	70-130	6	0-30	
Ethyl-t-Butyl Ether (ETBE)	95	91	70-130	4	0-30	
Tert-Amyl-Methyl Ether (TAME)	96	93	70-130	3	0-30	
Ethanol	102	108	70-130	7	0-30	

RPD - Relative Percent Difference, CL - Control Limit





## Quality Control - LCS/LCS Duplicate



Blaine Tech Services, Inc.  
1680 Rogers Avenue  
San Jose, CA 95112-1105

Date Received: N/A  
Work Order No: 08-07-0865  
Preparation: EPA 5030B  
Method: LUFT GC/MS / EPA 8260B

Project: 105 5th Street, Oakland, CA

Quality Control Sample ID	Matrix	Instrument	Date Prepared	Date Analyzed	LCS/LCSD Batch Number
099-12-715-618	Aqueous	GC/MS WW	07/16/08	07/16/08	080716L01

Parameter	LCS %REC	LCSD %REC	%REC CL	RPD	RPD CL	Qualifiers
TPPH	94	92	65-135	1	0-30	
Benzene	88	92	70-130	5	0-30	
Ethylbenzene	105	109	70-130	4	0-30	
Toluene	100	104	70-130	4	0-30	
p/m-Xylene	112	116	70-130	4	0-30	
o-Xylene	113	117	70-130	4	0-30	
Methyl-t-Butyl Ether (MTBE)	106	110	70-130	3	0-30	
Tert-Butyl Alcohol (TBA)	127	127	70-130	0	0-30	
Diisopropyl Ether (DIPE)	85	89	70-130	5	0-30	
Ethyl-t-Butyl Ether (ETBE)	96	100	70-130	5	0-30	
Tert-Amyl-Methyl Ether (TAME)	100	104	70-130	4	0-30	
Ethanol	106	97	70-130	9	0-30	

RPD - Relative Percent Difference, CL - Control Limit



Work Order Number: 08-07-0865

<u>Qualifier</u>	<u>Definition</u>
*	See applicable analysis comment.
1	Surrogate compound recovery was out of control due to a required sample dilution, therefore, the sample data was reported without further clarification.
2	Surrogate compound recovery was out of control due to matrix interference. The associated method blank surrogate spike compound was in control and, therefore, the sample data was reported without further clarification.
3	Recovery of the Matrix Spike (MS) or Matrix Spike Duplicate (MSD) compound was out of control due to matrix interference. The associated LCS and/or LCSD was in control and, therefore, the sample data was reported without further clarification.
4	The MS/MSD RPD was out of control due to matrix interference. The LCS/LCSD RPD was in control and, therefore, the sample data was reported without further clarification.
5	The PDS/PDSD associated with this batch of samples was out of control due to a matrix interference effect. The associated batch LCS/LCSD was in control and, hence, the associated sample data was reported with no further corrective action required.
A	Result is the average of all dilutions, as defined by the method.
B	Analyte was present in the associated method blank.
C	Analyte presence was not confirmed on primary column.
E	Concentration exceeds the calibration range.
H	Sample received and/or analyzed past the recommended holding time.
J	Analyte was detected at a concentration below the reporting limit and above the laboratory method detection limit. Reported value is estimated.
ME	A Marginal Exceedance (ME) is defined as a LCS percent recovery beyond the normal 3 standard deviation Control Limits but still within the marginal exceedance limits (set at 4 standard deviations from the mean)
N	Nontarget Analyte.
ND	Parameter not detected at the indicated reporting limit.
Q	Spike recovery and RPD control limits do not apply resulting from the parameter concentration in the sample exceeding the spike concentration by a factor of four or greater.
U	Undetected at the laboratory method detection limit.
X	% Recovery and/or RPD out-of-range.
Z	Analyte presence was not confirmed by second column or GC/MS analysis.

LAB (LOCATION)

- CALSCIENCE (\_\_\_\_\_)
- SPL (\_\_\_\_\_)
- XENCO (\_\_\_\_\_)
- TEST AMERICA (\_\_\_\_\_)
- OTHER (\_\_\_\_\_)



# Shell Oil Products Chain Of Custody Record

Please Check Appropriate Box:

<input checked="" type="checkbox"/> ENV. SERVICES	<input type="checkbox"/> MOTIVA RETAIL	<input type="checkbox"/> SHELL RETAIL
<input type="checkbox"/> MOTIVA SD&CM	<input type="checkbox"/> CONSULTANT	<input type="checkbox"/> LUBES
<input type="checkbox"/> SHELL PIPELINE	<input type="checkbox"/> OTHER _____	

Print Bill To Contact Name: Denis Brown

INCIDENT # (ENV SERVICES): 9 8 9 9 5 7 5 7

PO #: \_\_\_\_\_ SAP #: \_\_\_\_\_

DATE: 7/8/08

PAGE: 1 of 1

SAMPLING COMPANY: Blaine Tech Services

LOG CODE: BTSS

SITE ADDRESS: Street and City: 105 5th Street, Oakland State: CA GLOBAL ID NO.: T0600102116

EDF DELIVERABLE TO (Name, Company, Office Location): Anni Kreml, CRA, Emeryville PHONE NO: (510) 420-3335 E-MAIL: Shelledt@craworld.com CONSULTANT PROJECT NO: BTS-050905-W2

PROJECT CONTACT (Hard copy or PDF Report to): Michael Ninokata

TELEPHONE: (408)573-0555 FAX: (408)573-7771 E-MAIL: mninokata@blainetech.com

SAMPLER NAME(S) (P#): Will Long LAB USE ONLY: 08-07-0865

TURNAROUND TIME (CALENDAR DAYS):

STANDARD (14 DAY)  5 DAYS  3 DAYS  2 DAYS  24 HOURS

RESULTS NEEDED ON WEEKEND

LA - RWQCB REPORT FORMAT  UST AGENCY:

SPECIAL INSTRUCTIONS OR NOTES :

Run TPH-d w/Silica Gel Clean Up

SHELL CONTRACT RATE APPLIES

STATE REIMBURSEMENT RATE APPLIES

EDD NOT NEEDED

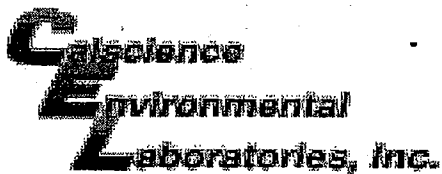
RECEIPT VERIFICATION REQUESTED

REQUESTED ANALYSIS

LAB USE ONLY	Field Sample Identification	DATE	TIME	MATRIX	HCL	HNO3	H2SO4	NONE	OTHER	NO. OF CONT.	TPH - Purgeable (8260B)	TPH - Extractable (8015M)	BTEX (8260B)	5 Oxygenates (8260B)	MTBE (8260B)	TBA (8260B)	DIPE (8260B)	TAME (8260B)	ETBE (8260B)	1,2 DCA (8260B)	EDB (8260B)	Ethanol (8260B)	Methanol (8015M)	TEMPERATURE ON RECEIPT, C	Container PID Readings or Laboratory Notes	
1	MW-1	7/8	1040	W	3			2		5	+	+	+	+												
2	MW-2		1200		3			2		5	+	+	+	+												
3	MW-3		1200		3			2		5	+	+	+	+												
4	MW-4		1000		3			2		5	+	+	+	+												
5	MW-5		1105		3			2		5	+	+	+	+												
6	MW-6		0920		3			2		5	+	+	+	+												
7	T-1		1140		3			2		5	+	+	+	+												

Relinquished by: (Signature) <i>Will Long</i>	Received by: (Signature) <i>[Signature]</i> (Sample Custodian)	Date: 7/8/08	Time: 1545
Relinquished by: (Signature) <i>[Signature]</i> (Pos Sampler)	Received by: (Signature) <i>[Signature]</i> CER	Date: 7-9-08	Time: 1015
Relinquished by: (Signature) <i>[Signature]</i> CO 7/9/08 GSD 1730 GSD 509944922	Received by: (Signature) <i>[Signature]</i> Wobach CR	Date: 7-10-08	Time: 1030

05/2/06 Revision



WORK ORDER #: 08 - 07 - 08 6 5

Cooler 1 of 1

SAMPLE RECEIPT FORM

CLIENT: BTS

DATE: 7-10-08

TEMPERATURE - SAMPLES RECEIVED BY:

CALSCIENCE COURIER:

- Chilled, cooler with temperature blank provided.
Chilled, cooler without temperature blank.
Chilled and placed in cooler with wet ice.
Ambient and placed in cooler with wet ice.
Ambient temperature (For Air & Filter only).

LABORATORY (Other than Calscience Courier):

- Temperature blank.
4.3 C IR thermometer.
Ambient temperature (For Air & Filter only).

C Temperature blank.

Initial: WB

CUSTODY SEAL INTACT:

Sample(s): Cooler: No (Not Intact): Not Present: Initial: WB

SAMPLE CONDITION:

Table with 4 columns: Item, Yes, No, N/A. Rows include Chain-Of-Custody document(s), Sampler's name, Sample container label(s), Sample container(s) intact, Correct containers and volume, Proper preservation, VOA vial(s) free of headspace, Tedlar bag(s) free of condensation.

Initial: WB

COMMENTS:

Blank lines for handwritten comments.

# WELL GAUGING DATA

Project # 080708-WL1

Date 7/8/06

Client stell

Site 105 5th street Oakland

Well ID	Time	Well Size (in.)	Sheen / Odor	Depth to Immiscible Liquid (ft.)	Thickness of Immiscible Liquid (ft.)	Volume of Immiscibles Removed (ml)	Depth to water (ft.)	Depth to well bottom (ft.)	Survey Point: TOB or <del>TOC</del>	Notes
MW-1	0819	4					6.33	23.50	↓	
MW-2	0828	4				5.58	23.59	Stinger		
MW-3	0842	4				5.91	24.81	Stinger		
MW-4	0941	2				4.87	19.96	TR		
MW-5	0824	4				6.53	24.20			
MW-6	0901	2				5.49	24.03	TR		
T-1	0835	12				6.03	11.47	Stinger		

## SHELL WELL MONITORING DATA SHEET

BTS #: <b>080708-WL1</b>	Site: <b>105 5<sup>th</sup> St Oakland</b>
Sampler: <b>WL</b>	Date: <b>7/8/08</b>
Well I.D.: <b>MW-1</b>	Well Diameter: 2 3 <b>4</b> 6 8
Total Well Depth (TD): <b>23.50</b>	Depth to Water (DTW): <b>6.33</b>
Depth to Free Product:	Thickness of Free Product (feet):
Referenced to: <b>PVO</b> Grade	D.O. Meter (if req'd): YSI HACH
DTW with 80% Recharge [(Height of Water Column x 0.20) + DTW]: <b>9.76</b>	

Purge Method: Bailer  Waterra  Sampling Method:  Bailer  
 Disposable Bailer  Peristaltic  Disposable Bailer  
 Positive Air Displacement  Extraction Pump  Extraction Port  
 Electric Submersible  Other \_\_\_\_\_  Dedicated Tubing

$11.1 \text{ (Gals.)} \times 3 = 33.3 \text{ Gals.}$ 1 Case Volume      Specified Volumes      Calculated Volume	<table border="1" style="width: 100%; border-collapse: collapse;"> <tr> <th>Well Diameter</th> <th>Multiplier</th> <th>Well Diameter</th> <th>Multiplier</th> </tr> <tr> <td>1"</td> <td>0.04</td> <td>4"</td> <td>0.65</td> </tr> <tr> <td>2"</td> <td>0.16</td> <td>6"</td> <td>1.47</td> </tr> <tr> <td>3"</td> <td>0.37</td> <td>Other</td> <td>radius<sup>2</sup> * 0.163</td> </tr> </table>	Well Diameter	Multiplier	Well Diameter	Multiplier	1"	0.04	4"	0.65	2"	0.16	6"	1.47	3"	0.37	Other	radius <sup>2</sup> * 0.163
Well Diameter	Multiplier	Well Diameter	Multiplier														
1"	0.04	4"	0.65														
2"	0.16	6"	1.47														
3"	0.37	Other	radius <sup>2</sup> * 0.163														

Time	Temp (°F)	pH	Cond. (mS or $\mu$ S)	Turbidity (NTUs)	Gals. Removed	Observations
1031	75.4	7.2	912	109	11.1	Clear
1033	73.6	7.1	713	87	22.2	↓
1035	72.9	7.0	693	44	33.3	

Did well dewater? Yes  No  Gallons actually evacuated: **33.3**

Sampling Date: **7/8/08** Sampling Time: **1040** Depth to Water: **8.71**

Sample I.D.: **MW-1** Laboratory: STL Other **Cal Science**

Analyzed for: TPH-G BTEX MTBE TPH-D Other: **see coc**

EB I.D. (if applicable): @ \_\_\_\_\_ Time Duplicate I.D. (if applicable): \_\_\_\_\_

Analyzed for: TPH-G BTEX MTBE TPH-D Other: \_\_\_\_\_

D.O. (if req'd):	Pre-purge:	mg/L	Post-purge:	mg/L
O.R.P. (if req'd):	Pre-purge:	mV	Post-purge:	mV

## SHELL WELL MONITORING DATA SHEET

BTS #: <b>080708-WL1</b>	Site: <b>105 5<sup>th</sup> St. Oakland</b>
Sampler: <b>WL</b>	Date: <b>7/8/08</b>
Well I.D.: <b>MW-2</b>	Well Diameter: 2 3 <b>4</b> 6 8 _____
Total Well Depth (TD): <b>23.59</b>	Depth to Water (DTW): <b>5.58</b>
Depth to Free Product:	Thickness of Free Product (feet):
Referenced to: <b>ave</b> Grade	D.O. Meter (if req'd): YSI HACH
DTW with 80% Recharge [(Height of Water Column x 0.20) + DTW]: <b>9.18</b>	

Purge Method: Bailer      Waterra      Sampling Method: Bailer  
 Disposable Bailer      Peristaltic      Disposable Bailer  
 Positive Air Displacement      Extraction Pump      Extraction Port  
 Electric Submersible      Other: \_\_\_\_\_      Dedicated Tubing

$11.7 \text{ (Gals.)} \times 3 = 35.1 \text{ Gals.}$	<table border="1" style="width: 100%; border-collapse: collapse; font-size: small;"> <thead> <tr> <th>Well Diameter</th> <th>Multiplier</th> <th>Well Diameter</th> <th>Multiplier</th> </tr> </thead> <tbody> <tr> <td>1"</td> <td>0.04</td> <td>4"</td> <td>0.65</td> </tr> <tr> <td>2"</td> <td>0.16</td> <td>6"</td> <td>1.47</td> </tr> <tr> <td>3"</td> <td>0.37</td> <td>Other</td> <td>radius<sup>2</sup> * 0.163</td> </tr> </tbody> </table>	Well Diameter	Multiplier	Well Diameter	Multiplier	1"	0.04	4"	0.65	2"	0.16	6"	1.47	3"	0.37	Other	radius <sup>2</sup> * 0.163
Well Diameter	Multiplier	Well Diameter	Multiplier														
1"	0.04	4"	0.65														
2"	0.16	6"	1.47														
3"	0.37	Other	radius <sup>2</sup> * 0.163														
1 Case Volume	Specified Volumes	Calculated Volume															

Time	Temp (°F)	pH	Cond. (mS or $\mu$ S)	Turbidity (NTUs)	Gals. Removed	Observations
1212	78.3	7.0	837	382	11.7	Cloudy
1214	77.0	7.0	851.6	108	23.4	↓
1216	75.1	6.9	880	33	35.1	clear

Did well dewater? Yes  No  Gallons actually evacuated: **25.1**

Sampling Date: **7/8/08**    Sampling Time: **1220**    Depth to Water: **8.63**

Sample I.D.: **MW-2**      Laboratory: STL Other **Cal Science**

Analyzed for: TPH-G BTEX MTBE TPH-D Other: **see COL**

EB I.D. (if applicable): \_\_\_\_\_ @ \_\_\_\_\_ Time Duplicate I.D. (if applicable): \_\_\_\_\_

Analyzed for: TPH-G BTEX MTBE TPH-D Other:

D.O. (if req'd):	Pre-purge:	mg/L	Post-purge:	mg/L
O.R.P. (if req'd):	Pre-purge:	mV	Post-purge:	mV

## SHELL WELL MONITORING DATA SHEET

BTS #: <b>080708-WL1</b>	Site: <b>105 5th St. Oakland</b>
Sampler: <b>WL</b>	Date: <b>7/8/08</b>
Well I.D.: <b>MW-3</b>	Well Diameter: 2 3 <b>4</b> 6 8 _____
Total Well Depth (TD): <b>24.81</b>	Depth to Water (DTW): <b>5.91</b>
Depth to Free Product:	Thickness of Free Product (feet):
Referenced to: <b>FVO</b> Grade	D.O. Meter (if req'd): YSI HACH
DTW with 80% Recharge [(Height of Water Column x 0.20) + DTW]: <b>9.69</b>	

Purge Method: Bailer Disposable Bailer Positive Air Displacement <input checked="" type="checkbox"/> Electric Submersible	Waterra Peristaltic Extraction Pump Other _____	Sampling Method: <input checked="" type="checkbox"/> Bailer Disposable Bailer Extraction Port Dedicated Tubing Other: _____
--	--	---

$12.2 \text{ (Gals.)} \times 3 = 36.6 \text{ Gals.}$ 1 Case Volume      Specified Volumes      Calculated Volume	<table border="1" style="width: 100%; border-collapse: collapse; font-size: small;"> <tr> <th>Well Diameter</th> <th>Multiplier</th> <th>Well Diameter</th> <th>Multiplier</th> </tr> <tr> <td>1"</td> <td>0.04</td> <td>4"</td> <td>0.65</td> </tr> <tr> <td>2"</td> <td>0.16</td> <td>6"</td> <td>1.47</td> </tr> <tr> <td>3"</td> <td>0.37</td> <td>Other</td> <td>radius<sup>2</sup> * 0.163</td> </tr> </table>	Well Diameter	Multiplier	Well Diameter	Multiplier	1"	0.04	4"	0.65	2"	0.16	6"	1.47	3"	0.37	Other	radius <sup>2</sup> * 0.163
Well Diameter	Multiplier	Well Diameter	Multiplier														
1"	0.04	4"	0.65														
2"	0.16	6"	1.47														
3"	0.37	Other	radius <sup>2</sup> * 0.163														

Time	Temp (°F)	pH	Cond. (mS or $\mu$ S)	Turbidity (NTUs)	Gals. Removed	Observations
1150	72.2	7.3	830	898	12.2	cloudy
1152	70.0	7.2	827	237	24.4	↓
1154	69.5	7.0	823	73	36.6	clear

Did well dewater? Yes  No  Gallons actually evacuated: **36.6**

Sampling Date: **7/8/08** Sampling Time: **1200** Depth to Water: **9.42**

Sample I.D.: **MW-3** Laboratory: STL Other **Cal Science**

Analyzed for: TPH-G BTEX MTBE TPH-D Other: **See COC**

EB I.D. (if applicable): @ \_\_\_\_\_ Time Duplicate I.D. (if applicable):

Analyzed for: TPH-G BTEX MTBE TPH-D Other:

D.O. (if req'd):	Pre-purge:	mg/L	Post-purge:	mg/L
O.R.P. (if req'd):	Pre-purge:	mV	Post-purge:	mV



## SHELL WELL MONITORING DATA SHEET

BTS #: <b>080708 - WL1</b>	Site: <b>105 5th St Oakland CA</b>
Sampler: <b>WL</b>	Date: <b>7/8/08</b>
Well I.D.: <b>MW-4</b>	Well Diameter: <b>2</b> 3 4 6 8
Total Well Depth (TD): <b>19.96</b>	Depth to Water (DTW): <b>4.87</b>
Depth to Free Product:	Thickness of Free Product (feet):
Referenced to: <b>PVC</b> Grade	D.O. Meter (if req'd): YSI HACH
DTW with 80% Recharge [(Height of Water Column x 0.20) + DTW]: <b>7.88</b>	

Purge Method: <input checked="" type="checkbox"/> Bailer Disposable Bailer Positive Air Displacement Electric Submersible	Waterra Peristaltic Extraction Pump Other _____	Sampling Method: <input checked="" type="checkbox"/> Bailer Disposable Bailer Extraction Port Dedicated Tubing Other: _____
--	--	---

$2.4 \text{ (Gals.)} \times 3 = 7.2 \text{ Gals.}$
1 Case Volume      Specified Volumes      Calculated Volume

Well Diameter	Multiplier	Well Diameter	Multiplier
1"	0.04	4"	0.65
2"	0.16	6"	1.47
3"	0.37	Other	radius <sup>2</sup> * 0.163

Time	Temp (°F)	pH	Cond. (mS or $\mu$ S)	Turbidity (NTUs)	Gals. Removed	Observations
0948	74.7	6.8	1563	682	2.4	cloudy
0952	74.4	6.7	1487	7100	4.8	↓
0956	74.9	6.7	1464	7100	7.2	

Did well dewater? Yes <input type="checkbox"/> No <input checked="" type="checkbox"/>	Gallons actually evacuated: <b>7.2</b>
Sampling Date: <b>7/8/08</b> Sampling Time: <b>1000</b> Depth to Water: <b>9.76 (Traffic)</b>	
Sample I.D.: <b>MW-4</b> Laboratory: STL Other: <b>Cal Science</b>	
Analyzed for: TPH-G BTEX MTBE TPH-D Other: <b>See Col</b>	
EB I.D. (if applicable): @ _____ Time Duplicate I.D. (if applicable):	
Analyzed for: TPH-G BTEX MTBE TPH-D Other:	
D.O. (if req'd): Pre-purge: _____ mg/L Post-purge: _____ mg/L	
O.R.P. (if req'd): Pre-purge: _____ mV Post-purge: _____ mV	

## SHELL WELL MONITORING DATA SHEET

BTS #: <u>080708-WL1</u>	Site: <u>105 5th St. Oakland</u>
Sampler: <u>WL</u>	Date: <u>7/8/08</u>
Well I.D.: <u>MW-5</u>	Well Diameter: 2 3 <u>4</u> 6 8
Total Well Depth (TD): <u>24.20</u>	Depth to Water (DTW): <u>6.53</u>
Depth to Free Product:	Thickness of Free Product (feet):
Referenced to: <u>PVC</u> Grade	D.O. Meter (if req'd): YSI HACH
DTW with 80% Recharge [(Height of Water Column x 0.20) + DTW]: <u>10.06</u>	

Purge Method:  Bailer  Waterra  Sampling Method:  Bailer  
 Disposable Bailer  Peristaltic  Disposable Bailer  
 Positive Air Displacement  Extraction Pump  Extraction Port  
 Electric Submersible  Other \_\_\_\_\_  Dedicated Tubing

Other: \_\_\_\_\_

$\underline{11.3} \text{ (Gals.)} \times \underline{3} = \underline{33.9} \text{ Gals.}$ <p>1 Case Volume      Specified Volumes      Calculated Volume</p>	<table border="1" style="width: 100%; border-collapse: collapse;"> <thead> <tr> <th>Well Diameter</th> <th>Multiplier</th> <th>Well Diameter</th> <th>Multiplier</th> </tr> </thead> <tbody> <tr> <td>1"</td> <td>0.04</td> <td>4"</td> <td>0.65</td> </tr> <tr> <td>2"</td> <td>0.16</td> <td>6"</td> <td>1.47</td> </tr> <tr> <td>3"</td> <td>0.37</td> <td>Other</td> <td>radius<sup>2</sup> * 0.163</td> </tr> </tbody> </table>	Well Diameter	Multiplier	Well Diameter	Multiplier	1"	0.04	4"	0.65	2"	0.16	6"	1.47	3"	0.37	Other	radius <sup>2</sup> * 0.163
Well Diameter	Multiplier	Well Diameter	Multiplier														
1"	0.04	4"	0.65														
2"	0.16	6"	1.47														
3"	0.37	Other	radius <sup>2</sup> * 0.163														

Time	Temp (°F)	pH	Cond. (mS or $\mu$ S)	Turbidity (NTUs)	Gals. Removed	Observations
1052	76.2	7.0	578	30	11.3	
1054	75.7	7.0	562	21	22.6	
1056	74.2	6.9	584	12	33.9	

Did well dewater? Yes  No  Gallons actually evacuated: 33.9

Sampling Date: 7/8/08 Sampling Time: 1105 Depth to Water: 7.08

Sample I.D.: MW-5 Laboratory: STL Other Cal Science

Analyzed for: TPH-G BTEX MTBE TPH-D Other: See Col

EB I.D. (if applicable): @ \_\_\_\_\_ Time Duplicate I.D. (if applicable):

Analyzed for: TPH-G BTEX MTBE TPH-D Other:

D.O. (if req'd):	Pre-purge:	mg/L	Post-purge:	mg/L
O.R.P. (if req'd):	Pre-purge:	mV	Post-purge:	mV

## SHELL WELL MONITORING DATA SHEET

BTS #: <b>080708-VL1</b>	Site: <b>105 5th St. Oakland</b>
Sampler: <b>WL</b>	Date: <b>7/8/08</b>
Well I.D.: <b>MW-6</b>	Well Diameter: <b>3</b> 4 6 8
Total Well Depth (TD): <b>24.03</b>	Depth to Water (DTW): <b>5.49</b>
Depth to Free Product:	Thickness of Free Product (feet):
Referenced to: <b>RVC</b> Grade	D.O. Meter (if req'd): YSI HACH
DTW with 80% Recharge [(Height of Water Column x 0.20) + DTW]: <b>9.19</b>	

Purge Method: <input checked="" type="checkbox"/> Bailer <input type="checkbox"/> Disposable Bailer <input type="checkbox"/> Positive Air Displacement <input type="checkbox"/> Electric Submersible	Waterra <input type="checkbox"/> Peristaltic <input type="checkbox"/> Extraction Pump Other _____	Sampling Method: <input checked="" type="checkbox"/> Bailer <input type="checkbox"/> Disposable Bailer <input type="checkbox"/> Extraction Port <input type="checkbox"/> Dedicated Tubing Other: _____
---	--	--

<b>2.9</b> (Gals.) X	<b>3</b> Specified Volumes	<b>= 8.7</b> Gals. Calculated Volume																	
			<table border="1" style="width: 100%; border-collapse: collapse;"> <thead> <tr> <th style="font-size: x-small;">Well Diameter</th> <th style="font-size: x-small;">Multiplier</th> <th style="font-size: x-small;">Well Diameter</th> <th style="font-size: x-small;">Multiplier</th> </tr> </thead> <tbody> <tr> <td style="font-size: x-small;">1"</td> <td style="font-size: x-small;">0.04</td> <td style="font-size: x-small;">4"</td> <td style="font-size: x-small;">0.65</td> </tr> <tr> <td style="font-size: x-small;">2"</td> <td style="font-size: x-small;">0.16</td> <td style="font-size: x-small;">6"</td> <td style="font-size: x-small;">1.47</td> </tr> <tr> <td style="font-size: x-small;">3"</td> <td style="font-size: x-small;">0.37</td> <td style="font-size: x-small;">Other</td> <td style="font-size: x-small;">radius<sup>2</sup> * 0.163</td> </tr> </tbody> </table>	Well Diameter	Multiplier	Well Diameter	Multiplier	1"	0.04	4"	0.65	2"	0.16	6"	1.47	3"	0.37	Other	radius <sup>2</sup> * 0.163
Well Diameter	Multiplier	Well Diameter	Multiplier																
1"	0.04	4"	0.65																
2"	0.16	6"	1.47																
3"	0.37	Other	radius <sup>2</sup> * 0.163																

Time	Temp (°F)	pH	Cond. (mS or $\mu$ S)	Turbidity (NTUs)	Gals. Removed	Observations
<b>0906</b>	<b>74.9</b>	<b>6.8</b>	<b>405</b>	<b>71000</b>	<b>2.9</b>	
<b>0911</b>	<b>75.8</b>	<b>6.7</b>	<b>414</b>	<b>71000</b>	<b>5.8</b>	
<b>0916</b>	<b>75.3</b>	<b>6.7</b>	<b>428</b>	<b>71000</b>	<b>8.7</b>	

Did well dewater? Yes  No  Gallons actually evacuated: **8.7**

Sampling Date: **7/9/08** Sampling Time: **0920** Depth to Water: **8.13**

Sample I.D.: **MW-6** Laboratory: STL Other **Cal Science**

Analyzed for: TPH-G BTEX MTBE TPH-D Other: **see coc**

EB I.D. (if applicable): @ \_\_\_\_\_ Duplicate I.D. (if applicable):

Analyzed for: TPH-G BTEX MTBE TPH-D Other:

D.O. (if req'd):	Pre-purge:	mg/L	Post-purge:	mg/L
O.R.P. (if req'd):	Pre-purge:	mV	Post-purge:	mV

## SHELL WELL MONITORING DATA SHEET

BTS #: <u>080708-WL1</u>	Site: <u>105 5th St. Oakland</u>
Sampler: <u>WL</u>	Date: <u>7/8/08</u>
Well I.D.: <u>T-1</u>	Well Diameter: 2 3 4 6 8 <u>(12)</u>
Total Well Depth (TD): <u>11.47</u>	Depth to Water (DTW): <u>6.03</u>
Depth to Free Product:	Thickness of Free Product (feet):
Referenced to: <u>PVC</u> Grade	D.O. Meter (if req'd): YSI HACH
DTW with 80% Recharge [(Height of Water Column x 0.20) + DTW]: <u>7.11</u>	

Purge Method:  Bailer  Waterra  Sampling Method:  Bailer  
 Disposable Bailer  Peristaltic  Disposable Bailer  
 Positive Air Displacement  Extraction Pump  Extraction Port  
 Electric Submersible  Other \_\_\_\_\_  Dedicated Tubing

Other: \_\_\_\_\_

$\underline{31.8} \text{ (Gals.)} \times \underline{3} = \underline{95.4} \text{ Gals.}$	<table border="1" style="width: 100%; border-collapse: collapse;"> <thead> <tr> <th>Well Diameter</th> <th>Multiplier</th> <th>Well Diameter</th> <th>Multiplier</th> </tr> </thead> <tbody> <tr> <td>1"</td> <td>0.04</td> <td>4"</td> <td>0.65</td> </tr> <tr> <td>2"</td> <td>0.16</td> <td>6"</td> <td>1.47</td> </tr> <tr> <td>3"</td> <td>0.37</td> <td>Other</td> <td>radius * 0.163</td> </tr> </tbody> </table>	Well Diameter	Multiplier	Well Diameter	Multiplier	1"	0.04	4"	0.65	2"	0.16	6"	1.47	3"	0.37	Other	radius * 0.163
Well Diameter	Multiplier	Well Diameter	Multiplier														
1"	0.04	4"	0.65														
2"	0.16	6"	1.47														
3"	0.37	Other	radius * 0.163														

5.86

Time	Temp (°F)	pH	Cond. (mS or $\mu$ S)	Turbidity (NTUs)	Gals. Removed	Observations
<u>1121</u>	<u>75.8</u>	<u>7.3</u>	<u>917</u>	<u>43</u>	<u>31.8</u>	<u>Clear</u>
<u>1127</u>	<u>73.9</u>	<u>7.3</u>	<u>913</u>	<u>26</u>	<u>63.6</u>	↓
<u>1133</u>	<u>73.6</u>	<u>7.3</u>	<u>915</u>	<u>17</u>	<u>95.4</u>	

Did well dewater? Yes  No  Gallons actually evacuated: 95.4

Sampling Date: 7/8/08 Sampling Time: 1140 Depth to Water: 6.63

Sample I.D.: T-1 Laboratory: STL Other Cal Science

Analyzed for: TPH-G BTEX MTBE TPH-D Other: See LOC

EB I.D. (if applicable): @ \_\_\_\_\_ Time Duplicate I.D. (if applicable): \_\_\_\_\_

Analyzed for: TPH-G BTEX MTBE TPH-D Other: \_\_\_\_\_

D.O. (if req'd):	Pre-purge:	mg/L	Post-purge:	mg/L
O.R.P. (if req'd):	Pre-purge:	mV	Post-purge:	mV