



**CONESTOGA-ROVERS
& ASSOCIATES**

5900 Hollis Street, Suite A
Emeryville, California 94608
Telephone: (510) 420-0700 Fax: (510) 420-9170
www.CRAworld.com

TRANSMITTAL

DATE: July 22, 2009 REFERENCE NO.: 240524
PROJECT NAME: 4255 MacArthur Boulevard, Oakland
TO: Jerry Wickham
Alameda County Health Care Services Agency
1131 Harbor Bay Parkway, Suite 250
Alameda, California 94502-6577

RECEIVED
1:24 pm, Jul 29, 2009
Alameda County
Environmental Health

Please find enclosed: Draft Final
 Originals Other
 Prints


Sent via: Mail Same Day Courier
 Overnight Courier Other GeoTracker and Alameda County FTP

QUANTITY	DESCRIPTION
1	Groundwater Monitoring Report - Second Quarter 2009

As Requested For Review and Comment
 For Your Use _____

COMMENTS:
If you have any questions regarding the contents of this document, please call Peter Schaefer at (510) 420-3319.

Copy to: Denis Brown, Shell Oil Products US, 20945 S. Wilmington Avenue, Carson, CA 90810
Roland C. Malone, Jr., PO Box 2744, Castro Valley, CA 94546
Kenneth Williams, MacArthur/High Trailer Park, c/o Bookkeeping, 332 Peyton Drive,
Hayward, CA 94544
Thomas H. Kosel, ConocoPhillips Company, 76 Broadway, Sacramento, CA 95818

Completed by: Peter Schaefer Signed: 

Filing: Correspondence File



Jerry Wickham
Alameda County Health Care Services Agency
1131 Harbor Bay Parkway, Suite 250
Alameda, California 94502-6577

Denis L. Brown
Shell Oil Products US
HSE - Environmental Services
20945 S. Wilmington Ave.
Carson, CA 90810-1039
Tel (707) 865 0251
Fax (707) 865 2542
Email denis.l.brown@shell.com

Re: Former Shell Service Station
4255 MacArthur Boulevard
Oakland, California
SAP Code 135701
Incident No. 98995758
ACHCSA Case No. RO0000486

Dear Mr. Wickham:

The attached document is provided for your review and comment. Upon information and belief, I declare, under penalty of perjury, that the information contained in the attached document is true and correct.

If you have any questions or concerns, please call me at (707) 865-0251.

Sincerely,

A handwritten signature in black ink, appearing to read "Denis L. Brown", is written over a horizontal line.

Denis L. Brown
Project Manager



GROUNDWATER MONITORING REPORT - SECOND QUARTER 2009

**FORMER SHELL SERVICE STATION
4255 MACARTHUR BOULEVARD
OAKLAND, CALIFORNIA**

**SAP CODE 135701
INCIDENT NO. 98995758
AGENCY NO. RO0000486**

**JULY 22, 2009
REF. NO. 240524 (4)**

This report is printed on recycled paper.

**Prepared by:
Conestoga-Rovers
& Associates**

5900 Hollis Street, Suite A
Emeryville, California
U.S.A. 94608

Office: (510) 420-0700
Fax: (510) 420-9170

web: <http://www.CRAworld.com>

TABLE OF CONTENTS

	<u>Page</u>
1.0 INTRODUCTION.....	1
1.1 SITE INFORMATION	1
2.0 SITE ACTIVITIES, FINDINGS, AND DISCUSSION.....	2
2.1 CURRENT QUARTER'S ACTIVITIES.....	2
2.2 CURRENT QUARTER'S FINDINGS	2
2.3 PROPOSED ACTIVITIES FOR NEXT QUARTER	2

LIST OF FIGURES
(Following Text)

- FIGURE 1 VICINITY MAP
- FIGURE 2 GROUNDWATER CONTOUR AND CHEMICAL CONCENTRATION MAP

LIST OF APPENDICES

- APPENDIX A BLAINE TECH SERVICES, INC. - GROUNDWATER MONITORING REPORT
- APPENDIX B 76 SERVICE STATION NO. 1156 - GROUNDWATER MONITORING DATA AND ANALYTICAL RESULTS

1.0 INTRODUCTION

Conestoga-Rovers & Associates (CRA) prepared this report on behalf of Equilon Enterprises LLC dba Shell Oil Products US (Shell) in accordance with the quarterly reporting requirements of 23 CCR 2652d.

1.1 SITE INFORMATION

Site Address	4255 MacArthur Boulevard, Oakland
Site Use	Vacant
Shell Project Manager	Denis Brown
CRA Project Manager	Peter Schaefer
Lead Agency and Contact	ACHCSA, Jerry Wickham
Agency Case No.	RO0000486
Shell SAP Code	135701
Shell Incident No.	98995758

Date of most recent agency correspondence was May 3, 2007.

2.0 SITE ACTIVITIES, FINDINGS, AND DISCUSSION

2.1 CURRENT QUARTER'S ACTIVITIES

Blaine Tech Services, Inc. (Blaine) gauged and sampled the wells according to the established monitoring program for this site.

CRA prepared a vicinity map (Figure 1) and a groundwater contour and chemical concentration map (Figure 2). Blaine's report, presenting the analytical data, is included in Appendix A.

Blaine coordinated groundwater sampling with the adjacent 76 Station No. 1156 located at 4276 MacArthur Boulevard. The data tables for this site are included in Appendix B.

Blaine conducted monthly gauging of separate-phase hydrocarbons (SPHs) from wells MW-2 and MW-3 on February 27, 2009. No SPHs were detected during this event or during the previous three monthly events, so monthly gauging was suspended. During the quarterly monitoring event on April 13, 2009, 0.01 feet of SPHs were measured in MW-2, but the amount of SPHs was insufficient to bail. An historical SPH removal summary is provided below.

SEPARATE-PHASE HYDROCARBON REMOVAL SUMMARY	
<i>This Quarter (pounds)</i>	<i>Cumulative Removal (pounds)</i>
0.00	27.08

2.2 CURRENT QUARTER'S FINDINGS

Groundwater Flow Direction	Generally west-southwesterly
Hydraulic Gradient	Variable
Depth to Water	2.13 to 13.01 feet below top of well casing

2.3 PROPOSED ACTIVITIES FOR NEXT QUARTER

Blaine will gauge and sample wells according to a modified monitoring program. Per State Water Resources Control Board Resolution 2009-0042 adopted May 19, 2009, we will implement a semiannual monitoring and reporting schedule at the site, with sampling activities conducted during the first and third quarters. In addition, MW-2 and MW-3 will be gauged quarterly for SPHs and bailed, if sufficient SPHs are

measured. If no SPHs are measured for four consecutive quarters, SPH gauging and bailing will be suspended.


All of Which is Respectfully Submitted,
CONESTOGA-ROVERS & ASSOCIATES



Peter Schaefer, CEG, CHG



Aubrey K. Cool, PG



FIGURES



I:\Shell\6-chars\2405--\240524-Oakland 4255 MacArthur\240524-FIGURES\240524 VICINITY.A1

Former Shell Service Station
 4255 MacArthur Boulevard
 Oakland, California



CONESTOGA-ROVERS & ASSOCIATES

Vicinity Map

EXPLANATION

- MW-1 ● Monitoring well location (Shell)
- MW-1 ◆ Monitoring well location (Tosco)
- TB-1 ⊗ Destroyed tank backfill well location (Shell)
- Water line (W)
- Storm drain line (SD)
- Sanitary sewer line (SS)
- xx.xx Groundwater elevation contour, in feet above mean sea level (msl)

Well	Well designation
ELEV	Groundwater elevation, in feet above msl
Benzene	Benzene and MTBE concentrations are in micrograms per liter
MTBE	

Notes:
 ND = Not detected
 NDa = Elevated reporting limit, see laboratory report for details
 * = Not used in contouring

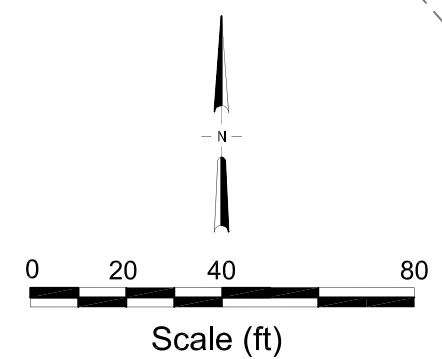
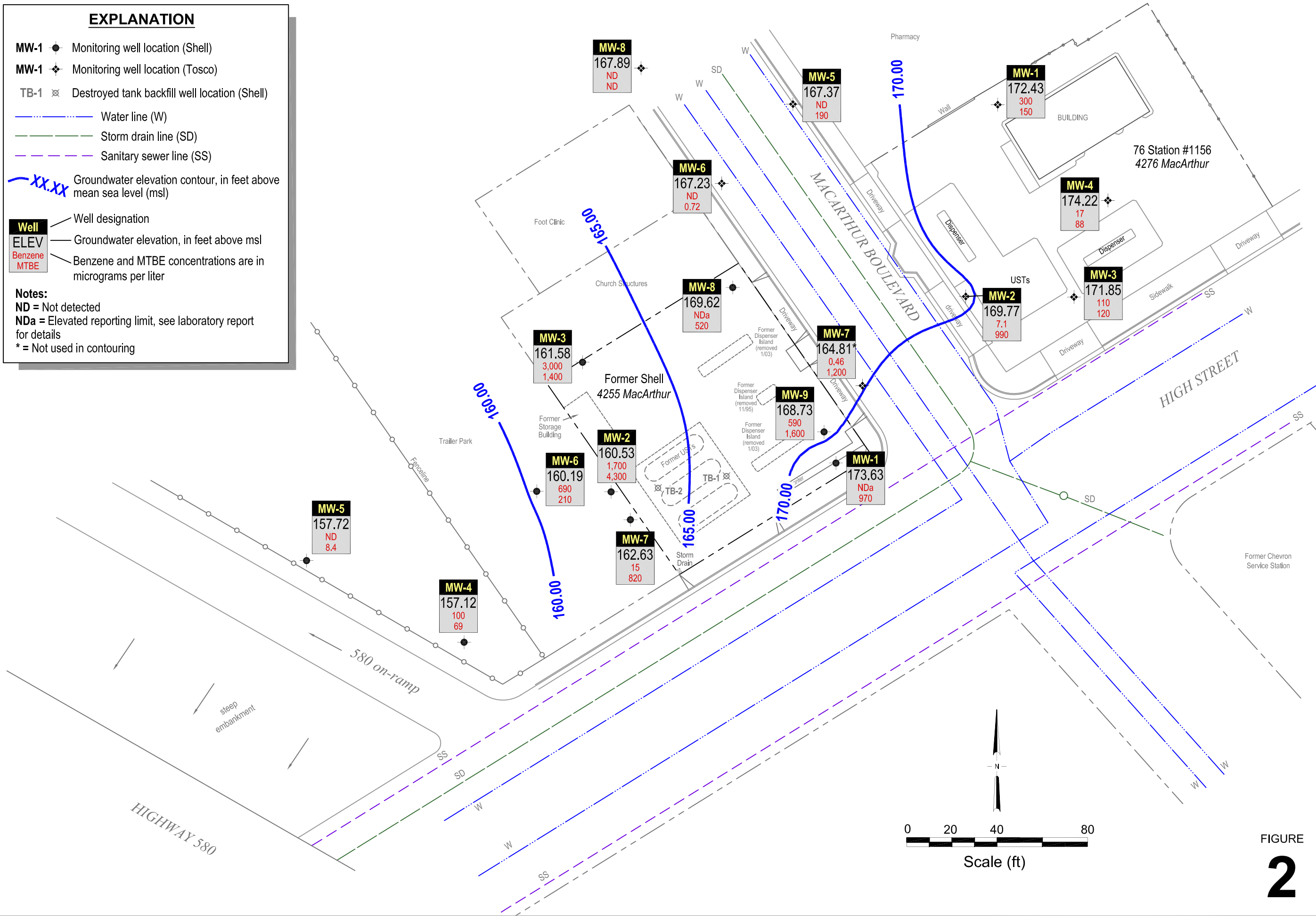


FIGURE
2

I:\Shell\6-chars\2405-1\240524-Oakland 4255 MacArthur\240524-REPORTS\240524-RPT4-2009\240524 20M09-GW.DWG

APPENDIX A

BLAINE TECH SERVICES, INC. -
GROUNDWATER MONITORING REPORT

BLAINE

TECH SERVICES INC.

GROUNDWATER SAMPLING SPECIALISTS
SINCE 1985

April 27, 2009

Denis Brown
Shell Oil Products US
20945 South Wilmington Avenue
Carson, CA 90810

Second Quarter 2009 Groundwater Monitoring at
Former Shell-branded Service Station
4255 MacArthur Boulevard
Oakland, CA

Monitoring performed on February 27 and April 13,
2009

Groundwater Monitoring Report **090413-CM-1**

This report covers the routine monitoring of groundwater wells at this former Shell-branded facility. In accordance with standard procedures that conform to Regional Water Quality Control Board requirements, routine field data collection includes depth to water, total well depth, thickness of any separate immiscible layer, water column volume, calculated purge volume (if applicable), elapsed evacuation time (if applicable), total volume of water removed (if applicable), and standard water parameter instrument readings. Sample material is collected, contained, stored, and transported to the laboratory in conformance with EPA standards. Purgewater (if applicable) is, likewise, collected and transported to the Martinez Refining Company.


Basic field information is presented alongside analytical values excerpted from the laboratory report in the cumulative table of **WELL CONCENTRATIONS**. The full analytical report for the most recent samples and the field data sheets are attached to this report.

At a minimum, Blaine Tech Services, Inc. field personnel are certified on completion of a forty hour Hazardous Materials and Emergency Response training course per 29 CFR 1910.120. Field personnel are also enrolled in annual eight-hour refresher courses.

Blaine Tech Services, Inc. conducts sampling and documentation assignments of this type as an independent third party. Our activities at this site consisted of objective data and sample collection only. No interpretation of analytical results, defining of hydrological conditions or formulation of recommendations was performed.

Please call if you have any questions.

Yours truly,



Mike Ninokata
Project Manager

MN/tm

attachments: Cumulative Table of WELL CONCENTRATIONS
Certified Analytical Report
Field Data Sheets

cc: Anni Kreml
Conestoga-Rovers & Associates
5900 Hollis Street, Suite A
Emeryville, CA 94608

WELL CONCENTRATIONS
Former Shell-branded Service Station
4255 MacArthur Boulevard
Oakland, CA

Well ID	Date	TPPH (ug/L)	B (ug/L)	T (ug/L)	E (ug/L)	X (ug/L)	MTBE 8020 (ug/L)	MTBE 8260 (ug/L)	DIPE (ug/L)	ETBE (ug/L)	TAME (ug/L)	TBA (ug/L)	Ethanol (ug/L)	TOC (MSL)	Depth to Water (ft.)	Depth to SPH (ft.)	GW Elevation (MSL)	SPH Thickness (ft.)	DO Reading (ppm)	ORP Reading (mV)
MW-1	11/17/1993	410	21	11	7.9	47	NA	NA	NA	NA	NA	NA	NA	175.79	8.59	NA	167.20	NA	NA	NA
MW-1	01/20/1994	1,200	180	19	48	47	NA	NA	NA	NA	NA	NA	NA	175.79	8.22	NA	167.57	NA	NA	NA
MW-1	04/25/1994	3,100	610	<10	130	27	NA	NA	NA	NA	NA	NA	NA	175.79	7.63	NA	168.16	NA	NA	NA
MW-1	07/07/1994	2,400	1,000	10	250	20	NA	NA	NA	NA	NA	NA	NA	175.79	8.31	NA	167.48	NA	NA	NA
MW-1	10/27/1994	2,200	500	3.1	72	1.8	NA	NA	NA	NA	NA	NA	NA	175.79	8.84	NA	166.95	NA	NA	NA
MW-1	11/17/1994	NA	NA	NA	NA	NA	NA	NA	NA	NA	NA	NA	NA	175.79	7.60	NA	168.19	NA	NA	NA
MW-1	11/28/1994	NA	NA	NA	NA	NA	NA	NA	NA	NA	NA	NA	NA	175.79	7.56	NA	168.23	NA	NA	NA
MW-1	01/13/1995	570	75	2.5	6.7	11	NA	NA	NA	NA	NA	NA	NA	175.79	7.11	NA	168.68	NA	NA	NA
MW-1	04/12/1995	1,800	480	<5.0	79	<5.0	NA	NA	NA	NA	NA	NA	NA	175.79	7.08	NA	168.71	NA	NA	NA
MW-1	07/25/1995	120	.15	1.1	2.1	2.9	NA	NA	NA	NA	NA	NA	NA	175.79	7.73	NA	168.06	NA	NA	NA
MW-1 (D)	07/25/1995	300	88	2.4	11	6.5	NA	NA	NA	NA	NA	NA	NA	175.79	7.73	NA	168.06	NA	NA	NA
MW-1	10/18/1995	130	9.5	0.8	1.3	1.7	NA	NA	NA	NA	NA	NA	NA	175.79	8.42	NA	167.37	NA	NA	NA
MW-1 (D)	10/18/1995	120	11	0.8	1.4	1.8	NA	NA	NA	NA	NA	NA	NA	175.79	8.42	NA	167.37	NA	NA	NA
MW-1	01/17/1996	250	22	0.9	1.6	2.3	NA	NA	NA	NA	NA	NA	NA	175.79	7.83	NA	167.96	NA	NA	NA
MW-1	04/25/1996	<50	4.6	<0.5	<0.5	0.6	500b	NA	NA	NA	NA	NA	NA	175.79	7.35	NA	168.44	NA	NA	NA
MW-1	07/17/1996	<250	15	<2.5	<2.5	<2.5	540	NA	NA	NA	NA	NA	NA	175.79	7.70	NA	168.09	NA	NA	NA
MW-1	10/01/1996	1,200	500	12	57	82	1,900	NA	NA	NA	NA	NA	NA	175.79	8.07	NA	167.72	NA	NA	NA
MW-1	01/22/1997	640	170	4.3	33	33	1,200	NA	NA	NA	NA	NA	NA	175.79	7.21	NA	168.58	NA	NA	NA
MW-1	04/08/1997	<200	34	<2.0	3.3	4.3	950	NA	NA	NA	NA	NA	NA	175.79	7.75	NA	168.04	NA	NA	NA
MW-1 (D)	04/08/1997	<200	66	<2.0	6.4	8	740	NA	NA	NA	NA	NA	NA	175.79	7.75	NA	168.04	NA	NA	NA
MW-1	07/08/1997	190	49	1.2	5.8	8.6	560	NA	NA	NA	NA	NA	NA	175.79	8.01	NA	167.78	NA	NA	NA
MW-1	10/08/1997	<100	7	<1.0	<1.0	<1.0	620	NA	NA	NA	NA	NA	NA	175.79	8.10	NA	167.69	NA	NA	NA
MW-1	01/09/1998	970	390	12	48	71	1,200	NA	NA	NA	NA	NA	NA	175.79	7.14	NA	168.65	NA	NA	NA
MW-1	04/13/1998	<50	136	<0.50	1.5	1.8	170	NA	NA	NA	NA	NA	NA	175.79	6.78	NA	169.01	NA	NA	NA
MW-1	07/17/1998	2,500	750	11	88	67	150	NA	NA	NA	NA	NA	NA	175.79	7.28	NA	168.51	NA	NA	NA
MW-1	10/02/1998	8,000	970	36	270	440	35	NA	NA	NA	NA	NA	NA	175.79	7.77	NA	168.02	NA	NA	NA
MW-1	02/03/1999	210	56	0.82	<0.50	3.2	220	NA	NA	NA	NA	NA	NA	175.79	7.45	NA	168.34	NA	1.4	NA
MW-1	04/29/1999	<50	4.5	<0.50	0.56	<0.50	140	196	NA	NA	NA	NA	NA	175.79	7.58	NA	168.21	NA	1.2	140
MW-1	07/23/1999	<50.0	<0.500	<0.500	<0.500	<0.500	120	111*	NA	NA	NA	NA	NA	175.79	8.51	NA	167.28	NA	1.0	NA
MW-1	11/01/1999	<50.0	<0.500	<0.500	<0.500	<0.500	2.90	NA	NA	NA	NA	NA	NA	175.79	8.30	NA	167.49	NA	1.4	-71
MW-1	01/17/2000	<50	<0.50	<0.50	<0.50	<0.50	3.30	NA	NA	NA	NA	NA	NA	175.79	8.04	NA	167.75	NA	16.9	64
MW-1	04/17/2000	<50.0	1.08	<0.500	<0.500	<0.500	<2.50	NA	NA	NA	NA	NA	NA	175.79	8.00	NA	167.79	NA	1.8	112
MW-1	07/26/2000	125	54.3	2.16	5.45	9.86	33.1	NA	NA	NA	NA	NA	NA	175.79	7.52	NA	168.27	NA	13.2	-140
MW-1	10/12/2000	101	40.7	2.68	3.00	5.18	25.0	NA	NA	NA	NA	NA	NA	175.79	7.71	NA	168.08	NA	>20	534
MW-1	01/15/2001	<50.0	0.633	<0.500	0.505	1.74	<2.50	NA	NA	NA	NA	NA	NA	175.79	7.33	NA	168.46	NA	16.9	-127
MW-1	04/09/2001	<50.0	<0.500	<0.500	<0.500	0.927	<2.50	NA	NA	NA	NA	NA	NA	175.79	7.68	NA	168.11	NA	12.8	-117
MW-1	07/24/2001	<50	4.0	0.65	0.53	1.3	NA	<5.0	NA	NA	NA	NA	NA	175.79	8.00	NA	167.79	NA	>20	43

WELL CONCENTRATIONS
Former Shell-branded Service Station
4255 MacArthur Boulevard
Oakland, CA

Well ID	Date	TPPH (ug/L)	B (ug/L)	T (ug/L)	E (ug/L)	X (ug/L)	MTBE 8020 (ug/L)	MTBE 8260 (ug/L)	DIPE (ug/L)	ETBE (ug/L)	TAME (ug/L)	TBA (ug/L)	Ethanol (ug/L)	TOC (MSL)	Depth to Water (ft.)	Depth to SPH (ft.)	GW Elevation (MSL)	SPH Thickness (ft.)	DO Reading (ppm)	ORP Reading (mV)
MW-1	10/31/2001	<50	4.4	<0.50	<0.50	0.98	NA	<5.0	NA	NA	NA	NA	NA	175.79	7.94	NA	167.85	NA	13.6	123
MW-1	01/10/2002	<50	2.2	<0.50	<0.50	1.2	NA	6.1	NA	NA	NA	NA	NA	175.79	7.63	NA	168.16	NA	0.1	63
MW-1	04/25/2002	<50	2.0	<0.50	<0.50	<0.50	NA	<5.0	NA	NA	NA	NA	NA	175.79	7.76	NA	168.03	NA	0.3	54
MW-1	07/18/2002	<50	6.1	<0.50	<0.50	0.98	NA	<5.0	NA	NA	NA	NA	NA	175.79	8.29	NA	167.50	NA	1.1	32
MW-1	10/07/2002	500	17	14	11	60	NA	9.0	NA	NA	NA	NA	NA	175.76	8.34	NA	167.42	NA	2.8	-26
MW-1	01/06/2003	<50	12	<0.50	0.73	0.58	NA	14	NA	NA	NA	NA	NA	175.76	7.18	NA	168.58	NA	0.5	-22
MW-1	04/07/2003	<50	<0.50	<0.50	<0.50	<1.0	NA	12	NA	NA	NA	<5.0	NA	175.76	7.75	NA	168.01	NA	0.7	-24
MW-1	07/07/2003	<50	6.6	<0.50	<0.50	<1.0	NA	8.1	NA	NA	NA	<5.0	NA	175.76	7.75	NA	168.01	NA	0.5	16
MW-1	10/09/2003	<50	1.9	<0.50	<0.50	<1.0	NA	22	NA	NA	NA	<5.0	NA	175.76	8.45	NA	167.31	NA	0.7	80
MW-1	01/14/2004	<100	19	<1.0	<1.0	<2.0	NA	180	NA	NA	NA	63	NA	175.76	7.45	NA	168.31	NA	0.8	242
MW-1	04/28/2004	<50	2.1	<0.50	<0.50	<1.0	NA	110	NA	NA	NA	33	NA	175.76	8.25	NA	167.51	NA	0.5	64
MW-1	07/12/2004	<50	2.5	<0.50	<0.50	<1.0	NA	120	<2.0	<2.0	<2.0	26	<50	175.76	6.20	NA	169.56	NA	0.5	72
MW-1	10/25/2004	<500	<5.0	<5.0	<5.0	<10	NA	550	NA	NA	NA	240	NA	175.76	7.98	NA	167.78	NA	3.15	-72
MW-1	01/17/2005	<250	8.0	<2.5	<2.5	<5.0	NA	500	NA	NA	NA	310	NA	175.76	7.42	NA	168.34	NA	0.2	9
MW-1	04/06/2005	<250	<2.5	<2.5	<2.5	<5.0	NA	230	NA	NA	NA	330*	NA	175.76	8.15	NA	167.61	NA	2.49	143
MW-1	07/08/2005	<50	<0.50	<0.50	<0.50	<0.50	NA	380	<0.50	<0.50	<0.50	510	<5.0	175.76	7.45	NA	168.31	NA	1.1	12
MW-1	10/07/2005	<500 c	<5.0	<5.0	<5.0	<10	NA	1,600	NA	NA	NA	1,600	NA	175.76	7.72	NA	168.04	NA	NA	NA
MW-1	01/27/2006	1,720	6.92	<0.500	<0.500	<0.500	NA	1,270	NA	NA	NA	1,380	NA	175.76	6.68	NA	169.08	NA	NA	NA
MW-1	04/28/2006	2,420	6.90	1.19	<0.500	0.980	NA	2,080	NA	NA	NA	1,870	NA	175.76	6.67	NA	169.09	NA	NA	NA
MW-1	07/28/2006	3,230	2.06	<0.500	<0.500	<0.500	NA	1,770	<0.500	<0.500	1.14	1,730	<50.0	175.76	7.65	NA	168.11	NA	NA	NA
MW-1	10/27/2006	1,020	3.22	<0.500	1.72	<0.500	NA	690	NA	NA	NA	884	NA	175.76	7.90	NA	167.86	NA	NA	NA
MW-1	01/10/2007	1,100	3.0	<0.50	<0.50	<1.0	NA	2,300	NA	NA	NA	2,900	NA	175.76	7.62	NA	168.14	NA	NA	NA
MW-1	04/13/2007	620 g,h	7.1	0.24 i	<1.0	<1.0	NA	2,800	NA	NA	NA	3,600	NA	175.76	6.98	NA	168.78	NA	NA	NA
MW-1	07/09/2007	960 g,h	4.3 i	<20	<20	<20	NA	1,900	<40	<40	<40	2,100	<2,000	175.76	7.60	NA	168.16	NA	NA	NA
MW-1	10/08/2007	590 g,h	5.9 i	<20	<20	<20	NA	3,200	NA	NA	NA	2,200	NA	175.76	8.05	NA	167.71	NA	NA	NA
MW-1	01/09/2008	470 g,h	36	<10	<10	<10	NA	660	NA	NA	NA	1,300	NA	175.76	6.99	NA	168.77	NA	NA	NA
MW-1	04/04/2008	2,200	<10	<20	<20	<20	NA	2,000	NA	NA	NA	1,500	NA	175.76	6.94	NA	168.82	NA	NA	NA
MW-1	07/03/2008	1,800	<10	<20	<20	<20	NA	1,800	<40	<40	<40	3,400	<2,000	175.76	8.03	NA	167.73	NA	NA	NA
MW-1	10/03/2008	2,000	<10	<20	<20	<20	NA	2,000	NA	NA	NA	2,800	NA	175.76	8.58	NA	167.18	NA	NA	NA
MW-1	01/22/2009	2,400	14	<20	<20	<20	NA	1,600	NA	NA	NA	3,200	NA	175.76	8.15	NA	167.61	NA	NA	NA
MW-1	04/13/2009	1,800	<10	<20	<20	<20	NA	970	NA	NA	NA	1,900	NA	175.76	2.13	NA	173.63	NA	NA	NA
MW-2	11/17/1993	31,000	9,400	4,600	1,000	3,900	NA	NA	NA	NA	NA	NA	NA	170.91	12.31	NA	158.60	NA	NA	NA
MW-2	01/20/1994	40,000	6,900	5,600	780	4,100	NA	NA	NA	NA	NA	NA	NA	170.91	11.48	NA	159.43	NA	NA	NA
MW-2 (D)	01/20/1994	41,000	7,200	6,200	900	4,800	NA	NA	NA	NA	NA	NA	NA	170.91	11.48	NA	159.43	NA	NA	NA
MW-2	04/25/1994	60,000	9,300	6,100	1,400	6,200	NA	NA	NA	NA	NA	NA	NA	170.91	10.84	NA	160.07	NA	NA	NA
MW-2	07/07/1994	280,000a	40,000	26,000	8,100	32,000	NA	NA	NA	NA	NA	NA	NA	170.91	11.89	NA	159.02	NA	NA	NA

WELL CONCENTRATIONS
Former Shell-branded Service Station
4255 MacArthur Boulevard
Oakland, CA

Well ID	Date	TPPH (ug/L)	B (ug/L)	T (ug/L)	E (ug/L)	X (ug/L)	MTBE 8020 (ug/L)	MTBE 8260 (ug/L)	DIPE (ug/L)	ETBE (ug/L)	TAME (ug/L)	TBA (ug/L)	Ethanol (ug/L)	TOC (MSL)	Depth to Water (ft.)	Depth to SPH (ft.)	GW Elevation (MSL)	SPH Thickness (ft.)	DO Reading (ppm)	ORP Reading (mV)
MW-2 (D)	07/07/1994	53,000	13,000	6,600	2,000	8,400	NA	NA	NA	NA	NA	NA	NA	170.91	11.89	NA	159.02	NA	NA	NA
MW-2	10/27/1994	130,000	14,000	12,000	2,400	13,000	NA	NA	NA	NA	NA	NA	NA	170.91	12.89	NA	158.02	NA	NA	NA
MW-2 (D)	10/27/1994	390,000	8,800	7,000	1,700	11,000	NA	NA	NA	NA	NA	NA	NA	170.91	12.89	NA	158.02	NA	NA	NA
MW-2	11/17/1994	NA	NA	NA	NA	NA	NA	NA	NA	NA	NA	NA	NA	170.91	9.11	NA	161.80	NA	NA	NA
MW-2	11/28/1994	NA	NA	NA	NA	NA	NA	NA	NA	NA	NA	NA	NA	170.91	9.22	NA	161.69	NA	NA	NA
MW-2	01/13/1995	75,000	5,900	12,000	3,100	17,000	NA	NA	NA	NA	NA	NA	NA	170.91	8.10	NA	162.81	NA	NA	NA
MW-2	04/12/1995	100,000	8,500	11,000	2,400	12,000	NA	NA	NA	NA	NA	NA	NA	170.91	10.12	NA	160.79	NA	NA	NA
MW-2 (D)	04/12/1995	80,000	4,200	9,300	2,500	12,000	NA	NA	NA	NA	NA	NA	NA	170.91	10.12	NA	160.79	NA	NA	NA
MW-2	07/25/1995	NA	NA	NA	NA	NA	NA	NA	NA	NA	NA	NA	NA	170.91	11.53	NA	159.80	0.52	NA	NA
MW-2	10/18/1995	NA	NA	NA	NA	NA	NA	NA	NA	NA	NA	NA	NA	170.91	14.02	NA	156.99	0.13	NA	NA
MW-2	01/17/1996	NA	NA	NA	NA	NA	NA	NA	NA	NA	NA	NA	NA	170.91	10.27	NA	160.78	0.17	NA	NA
MW-2	04/25/1996	NA	NA	NA	NA	NA	NA	NA	NA	NA	NA	NA	NA	170.91	11.68	NA	159.25	0.03	NA	NA
MW-2	07/17/1996	NA	NA	NA	NA	NA	NA	NA	NA	NA	NA	NA	NA	170.91	12.78	NA	158.81	0.48	NA	NA
MW-2	10/01/1996	NA	NA	NA	NA	NA	NA	NA	NA	NA	NA	NA	NA	170.91	14.21	NA	156.70	0.28	NA	NA
MW-2	01/22/1997	NA	NA	NA	NA	NA	NA	NA	NA	NA	NA	NA	NA	170.91	10.92	NA	160.08	0.11	NA	NA
MW-2	04/08/1997	NA	NA	NA	NA	NA	NA	NA	NA	NA	NA	NA	NA	170.91	14.12	NA	156.95	0.20	NA	NA
MW-2	07/08/1997	NA	NA	NA	NA	NA	NA	NA	NA	NA	NA	NA	NA	170.91	14.98	NA	156.08	0.19	NA	NA
MW-2	10/08/1997	NA	NA	NA	NA	NA	NA	NA	NA	NA	NA	NA	NA	170.91	12.97	NA	157.98	0.05	NA	NA
MW-2	01/08/1998	NA	NA	NA	NA	NA	NA	NA	NA	NA	NA	NA	NA	170.91	12.54	NA	158.43	0.08	NA	NA
MW-2	04/13/1998	180,000	2,800	5,200	2,400	13,000	71,000	NA	NA	NA	NA	NA	NA	170.91	10.05	NA	160.86	NA	NA	NA
MW-2	07/17/1998	NA	NA	NA	NA	NA	NA	NA	NA	NA	NA	NA	NA	170.91	11.75	NA	159.24	0.10	NA	NA
MW-2	10/02/1998	NA	NA	NA	NA	NA	NA	NA	NA	NA	NA	NA	NA	170.91	16.78	NA	154.22	0.11	NA	NA
MW-2	02/03/1999	NA	NA	NA	NA	NA	NA	NA	NA	NA	NA	NA	NA	170.91	9.90	9.82	161.07	0.08	NA	NA
MW-2	04/29/1999	NA	NA	NA	NA	NA	NA	NA	NA	NA	NA	NA	NA	170.91	9.86	9.81	161.09	0.05	NA	NA
MW-2	07/23/1999	65,800	6,500	4,480	1,960	8,960	46,600	58,500*	NA	NA	NA	NA	NA	170.91	14.45	NA	156.46	NA	1.4	NA
MW-2	11/01/1999	NA	NA	NA	NA	NA	NA	NA	NA	NA	NA	NA	NA	170.91	11.84	11.81	159.09	0.03	NA	NA
MW-2	01/17/2000	46,000	6,000	2,400	1,500	5,500	50,000	31,000	NA	NA	NA	NA	NA	170.91	11.00	NA	159.91	NA	1.3	-54
MW-2	04/17/2000	96,300	8,150	10,200	2,820	14,900	112,000	108,000	NA	NA	NA	NA	NA	170.91	11.06	NA	159.85	NA	2.6	125
MW-2	07/26/2000	72,400	8,680	5,620	2,810	13,400	66,200	46,300	NA	NA	NA	NA	NA	170.91	12.82	NA	158.09	NA	2.2	113
MW-2	10/12/2000	63,200	5,840	4,180	2,310	11,100	61,200	66,600	NA	NA	NA	NA	NA	170.91	11.32	NA	159.59	NA	0.4	55
MW-2	01/15/2001	59,700	2,630	4,800	2,050	11,500	44,400	5,080	NA	NA	NA	NA	NA	170.91	10.19	NA	160.72	NA	1.1	-22
MW-2	04/09/2001	56,900	1,860	2,550	1,810	9,720	40,000	46,600	NA	NA	NA	NA	NA	170.91	11.15	NA	159.76	NA	1.0	-55
MW-2	07/24/2001	84,000	3,000	4,600	2,500	13,000	NA	41,000	NA	NA	NA	NA	NA	170.91	11.67	NA	159.24	NA	0.2	53
MW-2	10/31/2001	45,000	2,200	3,000	1,500	7,700	NA	29,000	<50	<50	<50	51,000	<500	170.91	11.04	NA	159.87	NA	1.2	-17
MW-2	01/10/2002	28,000	840	740	760	3,300	NA	32,000	NA	NA	NA	NA	NA	170.91	9.58	NA	161.33	NA	2.1	-76
MW-2	04/25/2002	41,000	1,900	2,000	1,200	6,900	NA	17,000	NA	NA	NA	NA	NA	170.91	11.40	NA	159.51	NA	0.8	-95
MW-2	07/18/2002	87,000	2,000	2,200	1,400	10,000	NA	19,000	NA	NA	NA	NA	NA	170.91	12.68	NA	158.23	NA	0.7	-34

WELL CONCENTRATIONS
Former Shell-branded Service Station
4255 MacArthur Boulevard
Oakland, CA

Well ID	Date	TPPH (ug/L)	B (ug/L)	T (ug/L)	E (ug/L)	X (ug/L)	MTBE 8020 (ug/L)	MTBE 8260 (ug/L)	DIPE (ug/L)	ETBE (ug/L)	TAME (ug/L)	TBA (ug/L)	Ethanol (ug/L)	TOC (MSL)	Depth to Water (ft.)	Depth to SPH (ft.)	GW Elevation (MSL)	SPH Thickness (ft.)	DO Reading (ppm)	ORP Reading (mV)
MW-2	10/07/2002	110,000	3,900	6,700	2,700	15,000	NA	20,000	NA	NA	NA	NA	NA	170.88	11.58	NA	159.30	NA	1.4	-52
MW-2	01/06/2003	65,000	2,400	3,500	1,400	8,600	NA	26,000	NA	NA	NA	NA	NA	170.88	9.09	NA	161.79	NA	0.4	40
MW-2	04/07/2003	57,000	1,900	2,500	1,700	8,600	NA	37,000	NA	NA	NA	34,000	NA	170.88	11.08	NA	159.80	NA	1.0	60
MW-2	07/07/2003	34,000	4,000	4,200	1,600	8,500	NA	51,000	NA	NA	NA	44,000	NA	170.88	11.27	NA	159.61	NA	1.3	-17
MW-2	10/09/2003	NA	NA	NA	NA	NA	NA	NA	NA	NA	NA	NA	NA	170.88	11.64	11.61	159.26	0.03	NA	NA
MW-2	10/20/2003	NA	NA	NA	NA	NA	NA	NA	NA	NA	NA	NA	NA	170.88	11.88	11.84	159.03	0.04	NA	NA
MW-2	01/14/2004	NA	NA	NA	NA	NA	NA	NA	NA	NA	NA	NA	NA	170.88	10.96	10.95	159.93	0.01	NA	NA
MW-2	04/28/2004	35,000	2,200	2,200	2,300	8,200	NA	26,000	NA	NA	NA	28,000	NA	170.88	11.05	NA	159.83	NA	0.1	-96
MW-2	07/12/2004	NA	NA	NA	NA	NA	NA	NA	NA	NA	NA	NA	NA	170.88	12.12	12.09	158.78	0.03	NA	NA
MW-2	10/25/2004	60,000	2,900	2,300	2,300	7,600	NA	27,000	NA	NA	NA	26,000	NA	170.88	11.23	NA	159.65	NA	1.62	-69
MW-2	01/17/2005	62,000	1,900	1,800	1,800	5,700	NA	22,000	NA	NA	NA	21,000	NA	170.88	8.78	NA	162.10	NA	0.8	-102
MW-2	04/06/2005	40,000	1,500	940	1,600	2,900	NA	23,000	NA	NA	NA	23,000	NA	170.88	9.23	NA	161.65	NA	0.60	-104
MW-2	07/08/2005	50,000	2,300	1,500	1,700	6,600	NA	24,000	<150	<150	<150	25,000	<1,500	170.88	10.99	10.97	159.91	0.02	0.01	-41
MW-2	10/07/2005	NA	NA	NA	NA	NA	NA	NA	NA	NA	NA	NA	NA	170.88	12.15	12.13	158.75	0.02	NA	NA
MW-2	01/27/2006	56,800	1,270	1,280	1,520	5,370	NA	8,210	NA	NA	NA	10,600	NA	170.88	9.55	NA	161.33	NA	NA	NA
MW-2	03/16/2006	82,100	1,230	1,310	1,350	4,630	NA	9,020	NA	NA	NA	9,690	NA	170.88	8.10	NA	162.78	NA	NA	NA
MW-2	04/28/2006	81,400	1,200	1,610	1,660	5,580	NA	10,800	NA	NA	NA	11,100	NA	170.88	9.25	NA	161.63	NA	NA	NA
MW-2	05/15/2006	119,000	2,210	3,800	2,330	8,900	NA	15,600	NA	NA	NA	12,200	NA	170.88	10.28	NA	160.60	NA	NA	NA
MW-2	06/19/2006	121,000	1,680	3,830	2,990	12,400	NA	10,700	NA	NA	NA	9,310	NA	170.88	10.90	NA	159.98	NA	NA	NA
MW-2	07/28/2006	172,000	3,590	3,450	2,840	8,210	NA	22,800	<0.500	<0.500	<0.500	11,300	<50.0	170.88	11.84	NA	159.04	NA	NA	NA
MW-2	08/31/2006	91,200	1,590	3,710	2,570	11,700	NA	3,520	NA	NA	NA	3,940	NA	170.88	18.03	NA	152.85	NA	NA	NA
MW-2	09/26/2006	50,000	2,300	1,300	1,600	6,700	NA	17,000	NA	NA	NA	19,000	NA	170.88	10.23	NA	160.65	NA	NA	NA
MW-2	10/27/2006	159,000	5,200	3,890	2,600	12,500	NA	18,100	NA	NA	NA	9,230 d	NA	170.88	12.11	NA	158.77	NA	NA	NA
MW-2	11/22/2006	53,000	1,500	960	1,800	7,100	NA	9,600	NA	NA	NA	12,000	NA	170.88	11.35	NA	159.53	NA	NA	NA
MW-2	12/26/2006	Well inaccessible		NA	NA	NA	NA	NA	NA	NA	NA	NA	NA	170.88	NA	NA	NA	NA	NA	NA
MW-2	01/10/2007	45,000	2,700	1,700	1,400	5,800	NA	13,000	NA	NA	NA	11,000	NA	170.88	10.21	NA	160.67	NA	NA	NA
MW-2	02/19/2007	13,000	1,800	1,900	1,500	5,900	NA	7,400	NA	NA	NA	11,000	NA	170.88	9.22	NA	161.66	NA	NA	NA
MW-2	03/16/2007	52,000	2,600	2,300	2,000	7,300	NA	9,100	NA	NA	NA	12,000	NA	170.88	9.88	NA	161.00	NA	NA	NA
MW-2	04/13/2007	60,000 g	2,200	2,100	2,300	7,900	NA	13,000	NA	NA	NA	20,000	NA	170.88	10.61	10.59	160.29	0.02	NA	NA
MW-2	07/09/2007	NA	NA	NA	NA	NA	NA	NA	NA	NA	NA	NA	NA	170.88	11.77	11.66	159.20	0.11	NA	NA
MW-2	10/08/2007	NA	NA	NA	NA	NA	NA	NA	NA	NA	NA	NA	NA	170.88	12.70	12.51	158.33	0.19	NA	NA
MW-2	11/19/2007	NA	NA	NA	NA	NA	NA	NA	NA	NA	NA	NA	NA	170.88	8.00	NA	162.88	NA	NA	NA
MW-2	12/10/2007	NA	NA	NA	NA	NA	NA	NA	NA	NA	NA	NA	NA	170.88	6.49	NA	164.39	NA	NA	NA
MW-2	01/09/2008	Unable to access		NA	NA	NA	NA	NA	NA	NA	NA	NA	NA	170.88	NA	NA	NA	NA	NA	NA
MW-2	01/22/2008	Unable to access		NA	NA	NA	NA	NA	NA	NA	NA	NA	NA	170.88	NA	NA	NA	NA	NA	NA
MW-2	02/21/2008	NA	NA	NA	NA	NA	NA	NA	NA	NA	NA	NA	NA	170.88	8.86	NA	162.02	NA	NA	NA
MW-2	03/20/2008	NA	NA	NA	NA	NA	NA	NA	NA	NA	NA	NA	NA	170.88	10.24	10.22	160.66	0.02	NA	NA

WELL CONCENTRATIONS
Former Shell-branded Service Station
4255 MacArthur Boulevard
Oakland, CA

Well ID	Date	TPPH (ug/L)	B (ug/L)	T (ug/L)	E (ug/L)	X (ug/L)	MTBE 8020 (ug/L)	MTBE 8260 (ug/L)	DIPE (ug/L)	ETBE (ug/L)	TAME (ug/L)	TBA (ug/L)	Ethanol (ug/L)	TOC (MSL)	Depth to Water (ft.)	Depth to SPH (ft.)	GW Elevation (MSL)	SPH Thickness (ft.)	DO Reading (ppm)	ORP Reading (mV)
MW-2	04/04/2008	Unable to access		NA	NA	NA	NA	NA	NA	NA	NA	NA	NA	170.88	NA	NA	NA	NA	NA	NA
MW-2	05/27/2008	NA	NA	NA	NA	NA	NA	NA	NA	NA	NA	NA	NA	170.88	12.44	12.41	158.46	0.03	NA	NA
MW-2	06/11/2008	NA	NA	NA	NA	NA	NA	NA	NA	NA	NA	NA	NA	170.88	11.10	11.01	159.85	0.09	NA	NA
MW-2	07/03/2008	NA	NA	NA	NA	NA	NA	NA	NA	NA	NA	NA	NA	170.88	11.62	11.76	159.37	0.14	NA	NA
MW-2	08/04/2008	NA	NA	NA	NA	NA	NA	NA	NA	NA	NA	NA	NA	170.88	11.88	11.82	159.05	0.06	NA	NA
MW-2	09/17/1998	Unable to access		NA	NA	NA	NA	NA	NA	NA	NA	NA	NA	170.88	NA	NA	NA	NA	NA	NA
MW-2	10/03/2008	NA	NA	NA	NA	NA	NA	NA	NA	NA	NA	NA	NA	170.88	12.66	12.40	158.43	0.26	NA	NA
MW-2	11/26/2008	Unable to access		NA	NA	NA	NA	NA	NA	NA	NA	NA	NA	170.88	NA	NA	NA	NA	NA	NA
MW-2	12/30/2008	Unable to access		NA	NA	NA	NA	NA	NA	NA	NA	NA	NA	170.88	NA	NA	NA	NA	NA	NA
MW-2	01/22/2009	86,000	3,800	1,600	2,500	9,800	NA	10,000	NA	NA	NA	7,900	NA	170.88	10.74	NA	160.14	NA	NA	NA
MW-2	02/27/2009	Unable to access		NA	NA	NA	NA	NA	NA	NA	NA	NA	NA	170.88	NA	NA	NA	NA	NA	NA
MW-2	04/13/2009	60,000	1,700	980	2,000	7,000	NA	4,300	NA	NA	NA	4,600	NA	170.88	10.36	10.35	160.53	0.01	NA	NA
MW-3	11/17/1993	18,000	5,400	660	720	2,200	NA	NA	NA	NA	NA	NA	NA	174.61	15.40	NA	159.21	NA	NA	NA
MW-3	01/20/1994	55,000	13,000	2,600	2,200	6,500	NA	NA	NA	NA	NA	NA	NA	174.61	14.61	NA	160.00	NA	NA	NA
MW-3	04/25/1994	96,000	11,000	1,600	3,100	9,900	NA	NA	NA	NA	NA	NA	NA	174.61	13.12	NA	161.49	NA	NA	NA
MW-3 (D)	04/25/1994	78,000	12,000	1,900	2,600	7,300	NA	NA	NA	NA	NA	NA	NA	174.61	13.12	NA	161.49	NA	NA	NA
MW-3	07/07/1994	NA	NA	NA	NA	NA	NA	NA	NA	NA	NA	NA	NA	174.61	14.54	NA	160.07	0.02	NA	NA
MW-3	10/27/1994	NA	NA	NA	NA	NA	NA	NA	NA	NA	NA	NA	NA	174.61	15.62	NA	159.03	0.05	NA	NA
MW-3	11/17/1994	NA	NA	NA	NA	NA	NA	NA	NA	NA	NA	NA	NA	174.61	13.83	NA	160.78	NA	NA	NA
MW-3	11/28/1994	NA	NA	NA	NA	NA	NA	NA	NA	NA	NA	NA	NA	174.61	14.02	NA	160.59	NA	NA	NA
MW-3	01/13/1995	180,000	3,200	2,700	1,700	5,200	NA	NA	NA	NA	NA	NA	NA	174.61	12.13	NA	162.48	NA	NA	NA
MW-3 (D)	01/13/1995	23,000	4,000	690	960	3,000	NA	NA	NA	NA	NA	NA	NA	174.61	12.13	NA	162.48	NA	NA	NA
MW-3	04/12/1995	56,000	8,700	1,500	2,100	6,300	NA	NA	NA	NA	NA	NA	NA	174.61	12.96	NA	161.65	NA	NA	NA
MW-3	07/25/1995	NA	NA	NA	NA	NA	NA	NA	NA	NA	NA	NA	NA	174.61	14.28	NA	160.38	0.06	NA	NA
MW-3	10/18/1995	NA	NA	NA	NA	NA	NA	NA	NA	NA	NA	NA	NA	174.61	15.88	NA	158.77	0.05	NA	NA
MW-3	01/17/1996	NA	NA	NA	NA	NA	NA	NA	NA	NA	NA	NA	NA	174.61	13.86	NA	160.94	0.24	NA	NA
MW-3	04/25/1996	NA	NA	NA	NA	NA	NA	NA	NA	NA	NA	NA	NA	174.61	13.82	NA	160.81	0.02	NA	NA
MW-3	07/17/1996	NA	NA	NA	NA	NA	NA	NA	NA	NA	NA	NA	NA	174.61	16.11	NA	158.52	0.03	NA	NA
MW-3	10/01/1996	46,000	7,300	530	1,700	3,900	3,200	NA	NA	NA	NA	NA	NA	174.61	16.56	NA	158.05	NA	NA	NA
MW-3 (D)	10/01/1996	47,000	7,100	530	1,700	4,000	2,900	NA	NA	NA	NA	NA	NA	174.61	16.56	NA	158.05	NA	NA	NA
MW-3	01/22/1997	82,000	5,200	1,300	2,800	8,900	1,100	NA	NA	NA	NA	NA	NA	174.61	13.07	NA	161.54	NA	NA	NA
MW-3 (D)	01/22/1997	61,000	8,400	1,100	2,300	7,000	2,700	NA	NA	NA	NA	NA	NA	174.61	13.07	NA	161.54	NA	NA	NA
MW-3	04/08/1997	NA	NA	NA	NA	NA	NA	NA	NA	NA	NA	NA	NA	174.61	17.09	NA	157.54	0.03	NA	NA
MW-3	07/08/1997	56,000	8,800	580	2,000	4,900	2,800	NA	NA	NA	NA	NA	NA	174.61	15.85	NA	158.76	NA	NA	NA
MW-3	10/08/1997	48,000	8,000	590	1,700	3,400	5,100	NA	NA	NA	NA	NA	NA	174.61	16.22	NA	158.39	NA	NA	NA
MW-3	01/08/1998	47,000	9,400	810	2,300	4,700	6,300	NA	NA	NA	NA	NA	NA	174.61	13.80	NA	160.81	NA	NA	NA

WELL CONCENTRATIONS
Former Shell-branded Service Station
4255 MacArthur Boulevard
Oakland, CA

Well ID	Date	TPPH (ug/L)	B (ug/L)	T (ug/L)	E (ug/L)	X (ug/L)	MTBE 8020 (ug/L)	MTBE 8260 (ug/L)	DIPE (ug/L)	ETBE (ug/L)	TAME (ug/L)	TBA (ug/L)	Ethanol (ug/L)	TOC (MSL)	Depth to Water (ft.)	Depth to SPH (ft.)	GW Elevation (MSL)	SPH Thickness (ft.)	DO Reading (ppm)	ORP Reading (mV)
MW-3 (D)	01/08/1998	48,000	8,100	750	2,000	4,100	5,800	NA	NA	NA	NA	NA	NA	174.61	13.80	NA	160.81	NA	NA	NA
MW-3	04/13/1998	32,000	6,800	540	1,400	3,400	4,000	NA	NA	NA	NA	NA	NA	174.61	12.97	NA	161.64	NA	NA	NA
MW-3 (D)	04/13/1998	36,000	7,300	660	1,600	3,700	4,000	NA	NA	NA	NA	NA	NA	174.61	12.97	NA	161.64	NA	NA	NA
MW-3	07/17/1998	71,000	11,000	590	2,200	6,900	3,900	NA	NA	NA	NA	NA	NA	174.61	11.51	NA	163.10	NA	NA	NA
MW-3 (D)	07/17/1998	76,000	12,000	700	2,600	8,000	3,000	NA	NA	NA	NA	NA	NA	174.61	11.51	NA	163.10	NA	NA	NA
MW-3	10/02/1998	66,000	8,900	510	2,000	4,900	4,600	NA	NA	NA	NA	NA	NA	174.61	16.50	NA	158.11	NA	NA	NA
MW-3 (D)	10/02/1998	59,000	9,400	460	2,000	4,900	4,700	NA	NA	NA	NA	NA	NA	174.61	16.50	NA	158.11	NA	NA	NA
MW-3	02/03/1999	36,000	6,800	300	1,600	2,900	18,000	NA	NA	NA	NA	NA	NA	174.61	15.21	NA	159.40	NA	1.3	NA
MW-3	04/29/1999	45,000	8,100	580	2,200	5,800	4,700	5,150	NA	NA	NA	NA	NA	174.61	15.43	NA	159.18	NA	1.5	-68
MW-3	07/23/1999	29,400	3,540	215	810	3,800	4,720	6,950*	NA	NA	NA	NA	NA	174.61	14.95	NA	159.66	NA	1.3	NA
MW-3	11/01/1999	20,000	4,190	294	1,060	1,740	5,540	8,590	NA	NA	NA	NA	NA	174.61	14.66	NA	159.95	NA	0.6	-110
MW-3	01/17/2000	17,000	3,900	89	1,100	1,200	7,900	NA	NA	NA	NA	NA	NA	174.61	13.94	NA	160.67	NA	1.3	-40
MW-3	04/17/2000	28,100	5,240	247	1,540	2,750	16,600	NA	NA	NA	NA	NA	NA	174.61	14.00	NA	160.61	NA	1.1	-86
MW-3	07/26/2000	24,300	6,680	159	1,610	1,640	17,100	NA	NA	NA	NA	NA	NA	174.61	13.72	NA	160.89	NA	0.9	-70
MW-3	10/12/2000	14,300	2,630	86.7	241	1,360	16,300	NA	NA	NA	NA	NA	NA	174.61	14.15	NA	160.46	NA	0.9	50
MW-3	01/15/2001	22,100	4,400	266	977	2,990	13,200	NA	NA	NA	NA	NA	NA	174.61	13.05	NA	161.56	NA	1.3	-40
MW-3	04/09/2001	33,800	7,100	147	1,700	2,660	13,000	NA	NA	NA	NA	NA	NA	174.61	13.59	NA	161.02	NA	0.6	-56
MW-3	07/24/2001	220,000	5,600	1,900	4,400	19,000	NA	12,000	NA	NA	NA	NA	NA	174.61	14.43	NA	160.18	NA	0.4	29
MW-3	10/31/2001	65,000	2,700	510	1,800	7,200	NA	9,800	<20	<20	<20	5,200	<500	174.61	14.59	NA	160.02	NA	0.9	-27
MW-3	01/10/2002	66,000	2,400	490	1,700	6,600	NA	5,500	NA	NA	NA	NA	NA	174.61	12.65	NA	161.96	NA	1.7	-76
MW-3	04/25/2002	55,000	4,600	460	2,400	6,900	NA	8,100	NA	NA	NA	NA	NA	174.61	14.13	NA	160.48	NA	1.2	-96
MW-3	07/18/2002	56,000	3,300	270	1,700	5,000	NA	8,400	NA	NA	NA	NA	NA	174.61	15.48	15.45	159.15	0.03	0.8	-41
MW-3	10/07/2002	NA	NA	NA	NA	NA	NA	NA	NA	NA	NA	NA	NA	174.59	14.60	14.40	160.15	0.20	NA	NA
MW-3	01/06/2003	57,000	3,200	330	1,800	5,400	NA	5,100	NA	NA	NA	NA	NA	174.59	11.62	11.60	162.99	0.02	0.4	33
MW-3	04/07/2003	57,000	6,200	500	2,400	6,700	NA	8,200	NA	NA	NA	3,900	NA	174.59	13.80	NA	160.79	NA	0.5	61
MW-3	07/07/2003	28,000	4,900	300	1,500	4,100	NA	7,900	NA	NA	NA	4,700	NA	174.59	14.00	NA	160.59	NA	1.0	-11
MW-3	10/09/2003	NA	NA	NA	NA	NA	NA	NA	NA	NA	NA	NA	NA	174.59	14.44	14.36	160.21	0.08	NA	NA
MW-3	10/20/2003	NA	NA	NA	NA	NA	NA	NA	NA	NA	NA	NA	NA	174.59	14.68	14.61	159.97	0.07	NA	NA
MW-3	01/14/2004	NA	NA	NA	NA	NA	NA	NA	NA	NA	NA	NA	NA	174.59	12.47	12.45	162.14	0.02	NA	NA
MW-3	04/28/2004	32,000	7,300	190	2,100	4,300	NA	3,700	NA	NA	NA	2,500	NA	174.59	13.66	NA	160.93	NA	0.1	-16
MW-3	07/12/2004	NA	NA	NA	NA	NA	NA	NA	NA	NA	NA	NA	NA	174.59	14.87	14.83	159.75	0.04	NA	NA
MW-3	10/25/2004	49,000	5,100	61	1,800	3,600	NA	5,400	NA	NA	NA	2,700	NA	174.59	14.12	NA	160.47	NA	2.70	-59
MW-3	01/17/2005	57,000	8,000	190	2,000	4,000	NA	4,600	NA	NA	NA	3,300	NA	174.59	10.59	NA	164.00	NA	0.2	-18
MW-3	04/06/2005	57,000	7,300	180	2,200	3,300	NA	4,100	NA	NA	NA	2,700	NA	174.59	10.58	NA	164.01	NA	0.95	-77
MW-3	07/08/2005	28,000	2,900	47	1,100	2,000	NA	2,800	<20	<20	<20	1,900	<200	174.59	13.46	NA	161.13	NA	0.1	-51
MW-3	10/07/2005	23,000	3,200	39	960	1,300	NA	2,600	NA	NA	NA	1,900	NA	174.59	14.76	NA	159.83	NA	NA	NA
MW-3	01/27/2006	38,500	6,520	139	1,350	2,160	NA	1,940	NA	NA	NA	1,490	NA	174.59	11.69	NA	162.90	NA	NA	NA

WELL CONCENTRATIONS
Former Shell-branded Service Station
4255 MacArthur Boulevard
Oakland, CA

Well ID	Date	TPPH (ug/L)	B (ug/L)	T (ug/L)	E (ug/L)	X (ug/L)	MTBE 8020 (ug/L)	MTBE 8260 (ug/L)	DIPE (ug/L)	ETBE (ug/L)	TAME (ug/L)	TBA (ug/L)	Ethanol (ug/L)	TOC (MSL)	Depth to Water (ft.)	Depth to SPH (ft.)	GW Elevation (MSL)	SPH Thickness (ft.)	DO Reading (ppm)	ORP Reading (mV)
MW-3	03/16/2006	65,100	5,280	181	1,580	2,520	NA	2,410	NA	NA	NA	12,300	NA	174.59	10.08	NA	164.51	NA	NA	NA
MW-3	04/28/2006	<1000	4,330	157	1,480	2,690	NA	2,470	NA	NA	NA	1,520	NA	174.59	3.31	NA	171.28	NA	NA	NA
MW-3	05/15/2006	69,600	6,100	159	1,690	2,640	NA	3,520	NA	NA	NA	1,720	NA	174.59	12.69	NA	161.90	NA	NA	NA
MW-3	06/19/2006	103,000	5,070	117	2,210	3,950	NA	2,790	NA	NA	NA	1,080	NA	174.59	13.28	NA	161.31	NA	NA	NA
MW-3	07/28/2006	86,600	4,890	85.7	1,570	2,250	NA	2,790	7.28	<0.500	<0.500	1,260	<50.0	174.59	14.72	NA	159.87	NA	NA	NA
MW-3	08/31/2006	45,700	4,600	204	1,740	2,680	NA	2,580	NA	NA	NA	1,520	NA	174.59	14.75	NA	159.84	NA	NA	NA
MW-3	09/26/2006	29,000	3,900	76	1,500	2,100	NA	2,700	NA	NA	NA	1,500	NA	174.59	14.97	NA	159.62	NA	NA	NA
MW-3	10/27/2006	41,000	3,690	65.2	1,210	1,650	NA	1,760	NA	NA	NA	867 d	NA	174.59	15.00	NA	159.59	NA	NA	NA
MW-3	11/22/2006	30,000	3,300	51	810	1,500	NA	1,900	NA	NA	NA	1,300	NA	174.59	14.26	NA	160.33	NA	NA	NA
MW-3	12/26/2006	31,000	2,500	56	1,100	1,500	NA	2,200	NA	NA	NA	2,000	NA	174.59	12.52	NA	162.07	NA	NA	NA
MW-3	01/10/2007	18,000	2,600	43	750	940	NA	2,100	NA	NA	NA	2,100	NA	174.59	12.81	NA	161.78	NA	NA	NA
MW-3	02/19/2007	27,000	3,800	110	1,200	1,500	NA	2,400	NA	NA	NA	3,200	NA	174.59	11.65	NA	162.94	NA	NA	NA
MW-3	03/16/2007	25,000	4,000	80	1,300	1,500	NA	2,100	NA	NA	NA	2,400	NA	174.59	12.20	NA	162.39	NA	NA	NA
MW-3	04/13/2007	30,000 g	4,400	73	1,500	1,920	NA	2,800	NA	NA	NA	3,900	NA	174.59	13.37	NA	161.22	NA	NA	NA
MW-3	07/09/2007	25,000 g	3,800	57	1,400	1,456	NA	1,900	<100	<100	<100	1,500	<5,000	174.59	14.30	NA	160.29	NA	NA	NA
MW-3	10/08/2007	20,000 g	3,200	35 i	1,300	1,124 i	NA	1,700	NA	NA	NA	1,500	NA	174.59	15.19	15.18	159.41	0.01	NA	NA
MW-3	11/19/2007	Unable to access			NA	NA	NA	NA	NA	NA	NA	NA	NA	174.59	NA	NA	NA	NA	NA	NA
MW-3	11/30/2007	NA	NA	NA	NA	NA	NA	NA	NA	NA	NA	NA	NA	174.59	14.07	NA	160.52	NA	NA	NA
MW-3	12/10/2007	NA	NA	NA	NA	NA	NA	NA	NA	NA	NA	NA	NA	174.59	13.78	NA	160.81	NA	NA	NA
MW-3	01/09/2008	33,000 g	2,800	34	910	782 i	NA	1,000	NA	NA	NA	1,100	NA	174.59	11.09	NA	163.50	NA	NA	NA
MW-3	02/21/2008	NA	NA	NA	NA	NA	NA	NA	NA	NA	NA	NA	NA	174.59	12.22	NA	162.37	NA	NA	NA
MW-3	03/20/2008	NA	NA	NA	NA	NA	NA	NA	NA	NA	NA	NA	NA	174.59	13.03	NA	161.56	NA	NA	NA
MW-3	04/04/2008	24,000	3,300	55	1,100	844	NA	1,900	NA	NA	NA	1,200	NA	174.59	13.41	NA	161.18	NA	NA	NA
MW-3	05/27/2008	NA	NA	NA	NA	NA	NA	NA	NA	NA	NA	NA	NA	174.59	20.49	20.48	154.11	0.01	NA	NA
MW-3	06/11/2008	NA	NA	NA	NA	NA	NA	NA	NA	NA	NA	NA	NA	174.59	13.95	13.94	160.65	0.01	NA	NA
MW-3	07/03/2008	33,000	3,800	38	1,500	1,200	NA	2,600	<50	<50	<50	1,800	<2,500	174.59	10.48	10.47	164.12	0.01	NA	NA
MW-3	09/17/1998	NA	NA	NA	NA	NA	NA	NA	NA	NA	NA	NA	NA	174.59	14.76	NA	159.83	0.00	NA	NA
MW-3	09/17/1998	NA	NA	NA	NA	NA	NA	NA	NA	NA	NA	NA	NA	174.59	14.95	14.94	159.65	0.01	NA	NA
MW-3	10/03/2008	26,000	3,000	29	1,200	750	NA	1,700	NA	NA	NA	1,400	NA	174.59	15.32	15.31	159.28	0.01	NA	NA
MW-3	11/26/2008	NA	NA	NA	NA	NA	NA	NA	NA	NA	NA	NA	NA	174.59	14.54	NA	160.05	0.00	NA	NA
MW-3	12/30/2008	NA	NA	NA	NA	NA	NA	NA	NA	NA	NA	NA	NA	174.59	13.04	NA	161.55	NA	NA	NA
MW-3	01/22/2009	27,000	2,300	29	880	610	NA	1,600	NA	NA	NA	1,700	NA	174.59	13.73	NA	160.86	NA	NA	NA
MW-3	02/27/2009	NA	NA	NA	NA	NA	NA	NA	NA	NA	NA	NA	NA	174.59	12.88	NA	161.71	NA	NA	NA
MW-3	04/13/2009	27,000	3,000	51	1,200	740	NA	1,400	NA	NA	NA	1,500	NA	174.59	13.01	NA	161.58	NA	NA	NA
MW-4	11/17/1994	NA	NA	NA	NA	NA	NA	NA	NA	NA	NA	NA	NA	164.06	6.62	NA	157.44	NA	NA	NA
MW-4	11/28/1994	2,900	200	17	76	260	NA	NA	NA	NA	NA	NA	NA	164.06	6.11	NA	157.95	NA	NA	NA

WELL CONCENTRATIONS
Former Shell-branded Service Station
4255 MacArthur Boulevard
Oakland, CA

Well ID	Date	TPPH (ug/L)	B (ug/L)	T (ug/L)	E (ug/L)	X (ug/L)	MTBE 8020 (ug/L)	MTBE 8260 (ug/L)	DIPE (ug/L)	ETBE (ug/L)	TAME (ug/L)	TBA (ug/L)	Ethanol (ug/L)	TOC (MSL)	Depth to Water (ft.)	Depth to SPH (ft.)	GW Elevation (MSL)	SPH Thickness (ft.)	DO Reading (ppm)	ORP Reading (mV)
MW-4	01/13/1995	1,900	130	5.6	13	40	NA	NA	NA	NA	NA	NA	NA	164.06	6.05	NA	158.01	NA	NA	NA
MW-4	04/12/1995	680	150	<2.0	10	13	NA	NA	NA	NA	NA	NA	NA	164.06	6.31	NA	157.75	NA	NA	NA
MW-4	07/25/1995	340	100	0.8	8.8	3	NA	NA	NA	NA	NA	NA	NA	164.06	7.36	NA	156.70	NA	NA	NA
MW-4	10/18/1995	150	31	<0.5	3.5	0.8	NA	NA	NA	NA	NA	NA	NA	164.06	8.54	NA	155.52	NA	NA	NA
MW-4	01/17/1996	290	14	<0.5	1.8	0.8	NA	NA	NA	NA	NA	NA	NA	164.06	8.48	NA	155.58	NA	NA	NA
MW-4	04/25/1996	<500	65	<5	<5	<5	1,700	NA	NA	NA	NA	NA	NA	164.06	7.40	NA	156.66	NA	NA	NA
MW-4 (D)	04/25/1996	<500	66	<5	8.7	<5	1,500	NA	NA	NA	NA	NA	NA	164.06	7.40	NA	156.66	NA	NA	NA
MW-4	07/17/1996	<500	84	<5.0	6.5	<5.0	1,500	NA	NA	NA	NA	NA	NA	164.06	7.75	NA	156.31	NA	NA	NA
MW-4 (D)	07/17/1996	<500	54	<5.0	<5.0	<5.0	1,700	2,100	NA	NA	NA	NA	NA	164.06	7.75	NA	156.31	NA	NA	NA
MW-4	10/01/1996	<500	1.9	<5.0	<5.0	<5.0	3,000	NA	NA	NA	NA	NA	NA	164.06	8.82	NA	155.24	NA	NA	NA
MW-4	01/22/1997	580	130	<2.5	18	5.2	1,200	NA	NA	NA	NA	NA	NA	164.06	7.51	NA	156.55	NA	NA	NA
MW-4	04/08/1997	770	200	7	26	55	1,500	8	NA	NA	NA	NA	NA	164.06	7.18	NA	156.88	NA	NA	NA
MW-4	07/08/1997	570	78	<5.0	14	11	1,200	NA	NA	NA	NA	NA	NA	164.06	9.00	NA	155.06	NA	NA	NA
MW-4 (D)	07/08/1997	640	81	<5.0	16	19	1,600	NA	NA	NA	NA	NA	NA	164.06	9.00	NA	155.06	NA	NA	NA
MW-4	10/08/1997	<500	40	<5.0	7.4	5.4	1,400	NA	NA	NA	NA	NA	NA	164.06	8.97	NA	155.09	NA	NA	NA
MW-4 (D)	10/08/1997	<500	36	<5.0	5.9	<5.0	1,400	NA	NA	NA	NA	NA	NA	164.06	8.97	NA	155.09	NA	NA	NA
MW-4	01/08/1998	<1,000	55	<10	13	<10	2,000	NA	NA	NA	NA	NA	NA	164.06	7.90	NA	156.16	NA	NA	NA
MW-4	04/13/1998	350	110	2.4	20	26	<2.5	NA	NA	NA	NA	NA	NA	164.06	7.35	NA	156.71	NA	NA	NA
MW-4	07/17/1998	210	66	0.78	5.4	9.8	1,700	NA	NA	NA	NA	NA	NA	164.06	6.95	NA	157.11	NA	NA	NA
MW-4	10/02/1998	<50	0.69	<0.50	<0.50	<0.50	2,900	NA	NA	NA	NA	NA	NA	164.06	7.35	NA	156.71	NA	NA	NA
MW-4	02/03/1999	560	120	2.5	29	34	6,800	NA	NA	NA	NA	NA	NA	164.06	7.71	NA	156.35	NA	0.9	NA
MW-4	04/29/1999	390	80	1.9	13	19	7,000	8,360	NA	NA	NA	NA	NA	164.06	7.83	NA	156.23	NA	1.1	-125
MW-4	07/23/1999	460	93.6	8.40	25.2	28.8	3,760	6,000*	NA	NA	NA	NA	NA	164.06	11.33	NA	152.73	NA	0.9	NA
MW-4	11/01/1999	77.3	0.520	<0.500	<0.500	<0.500	539	NA	NA	NA	NA	NA	NA	164.06	10.66	NA	153.40	NA	2.8	3
MW-4	01/17/2000	160	27	<0.50	12	6.3	12,000	NA	NA	NA	NA	NA	NA	164.06	10.15	NA	153.91	NA	3.9	-17
MW-4	04/17/2000	<500	26	6.38	9.35	10.4	9,070	NA	NA	NA	NA	NA	NA	164.06	10.10	NA	153.96	NA	1.7	-129
MW-4	07/26/2000	<500	22.7	<5.00	7.59	6.96	7,660	NA	NA	NA	NA	NA	NA	164.06	10.09	NA	153.97	NA	1.4	-137
MW-4	10/12/2000	172	19.8	<0.500	7.47	4.50	8,290	NA	NA	NA	NA	NA	NA	164.06	9.35	NA	154.71	NA	3.5	529
MW-4	01/15/2001	53.6	1.50	<0.500	2.45	1.80	9,260	NA	NA	NA	NA	NA	NA	164.06	8.77	NA	155.29	NA	2.3	53
MW-4	04/09/2001	<500	<5.00	<5.00	<5.00	5.52	10,300	NA	NA	NA	NA	NA	NA	164.06	7.75	NA	156.31	NA	1.0	-133
MW-4	07/24/2001	58	3.8	<0.50	3.2	2.9	NA	1,700	NA	NA	NA	NA	NA	164.06	10.07	NA	153.99	NA	0.5	106
MW-4	10/31/2001	<1,000	<10	<10	<10	<10	NA	7,400	NA	NA	NA	NA	NA	164.06	9.97	NA	154.09	NA	0.8	22
MW-4	01/10/2002	<2,000	<20	<20	<20	<20	NA	12,000	NA	NA	NA	NA	NA	164.06	8.53	NA	155.53	NA	8.9	224
MW-4	04/25/2002	<2,000	<20	<20	<20	<20	NA	7,900	NA	NA	NA	NA	NA	164.06	7.33	NA	156.73	NA	3.6	-84
MW-4	07/18/2002	<2,000	<20	<20	<20	<20	NA	7,200	NA	NA	NA	NA	NA	164.06	9.05	NA	155.01	NA	1.7	120
MW-4	10/07/2002	<1,000	<10	<10	<10	<10	NA	3,300	NA	NA	NA	NA	NA	164.03	9.06	NA	154.97	NA	2.5	33
MW-4	01/06/2003	<500	21	<5.0	<5.0	<5.0	NA	2,500	NA	NA	NA	NA	NA	164.03	7.09	NA	156.94	NA	0.5	55

WELL CONCENTRATIONS
Former Shell-branded Service Station
4255 MacArthur Boulevard
Oakland, CA

Well ID	Date	TPPH (ug/L)	B (ug/L)	T (ug/L)	E (ug/L)	X (ug/L)	MTBE 8020 (ug/L)	MTBE 8260 (ug/L)	DIPE (ug/L)	ETBE (ug/L)	TAME (ug/L)	TBA (ug/L)	Ethanol (ug/L)	TOC (MSL)	Depth to Water (ft.)	Depth to SPH (ft.)	GW Elevation (MSL)	SPH Thickness (ft.)	DO Reading (ppm)	ORP Reading (mV)
MW-4	04/07/2003	<2,500	<25	<25	<25	<50	NA	1,700	NA	NA	NA	5,900	NA	164.03	8.26	NA	155.77	NA	1.2	69
MW-4	07/07/2003	<2,500	<25	<25	<25	<50	NA	860	NA	NA	NA	6,900	NA	164.03	8.92	NA	155.11	NA	0.5	-3
MW-4	10/09/2003	<500	<5.0	<5.0	<5.0	<10	NA	420	NA	NA	NA	6,700	NA	164.03	8.91	NA	155.12	NA	0.7	171
MW-4	01/14/2004	<1,000	24	<10	<10	<20	NA	500	NA	NA	NA	7,200	NA	164.03	8.34	NA	155.69	NA	1.2	140
MW-4	04/28/2004	<500	6.0	<5.0	<5.0	<10	NA	310	NA	NA	NA	5,200	NA	164.03	7.55	NA	156.48	NA	0.4	69
MW-4	07/12/2004	<500	11	<5.0	7.8	<10	NA	370	<20	<20	<20	5,900	<500	164.03	8.12	NA	155.91	NA	0.5	142
MW-4	10/25/2004	<500	<5.0	<5.0	5.6	<10	NA	280	NA	NA	NA	4,300	NA	164.03	7.85	NA	156.18	NA	1.90	-70
MW-4	01/17/2005	<1,000	56	<10	10	<20	NA	380	NA	NA	NA	8,400	NA	164.03	6.08	NA	157.95	NA	0.4	6
MW-4	04/06/2005	<1,000	52	<10	11	<20	NA	450	NA	NA	NA	12,000	NA	164.03	8.10	NA	155.93	NA	0.49	11
MW-4	07/08/2005	<400	30	<4.0	6.0	<4.0	NA	250	<4.0	<4.0	<4.0	9,600	<40	164.03	7.50	NA	156.53	NA	0.6	71
MW-4	07/08/2005	<400	30	<4.0	6.0	<4.0	NA	250	<4.0	<4.0	<4.0	9,600	<40	164.03	7.50	NA	156.53	NA	0.6	71
MW-4	10/07/2005	<1,000	<10	<10	<10	<20	NA	200	NA	NA	NA	8,900	NA	164.03	8.30	NA	155.73	NA	NA	NA
MW-4	01/27/2006	1,140	34.3	2.37	8.69	12.0	NA	198	NA	NA	NA	32,100	NA	164.03	8.55	NA	155.48	NA	NA	NA
MW-4	04/28/2006	1,490	46.8	2.80	21.2	24.8	NA	344	NA	NA	NA	14,800	NA	164.03	9.02	NA	155.01	NA	NA	NA
MW-4	07/28/2006	951	5.09	<0.500	<0.500	<0.500	NA	169	1.57	<0.500	<0.500	4,830	<50.0	164.03	9.19	NA	154.84	NA	NA	NA
MW-4	10/27/2006	1,620	21.5	2.65	13.2	10.3	NA	173	NA	NA	NA	5,150	NA	164.03	9.01	NA	155.02	NA	NA	NA
MW-4	01/10/2007	740	56	2.4	23	24	NA	190	NA	NA	NA	7,500 f	NA	164.03	6.95	NA	157.08	NA	NA	NA
MW-4	04/13/2007	1,500 g	130	20	100	138	NA	120	NA	NA	NA	6,300	NA	164.03	7.51	NA	156.52	NA	NA	NA
MW-4	07/09/2007	650 g	65	5.3 i	36	33.2 i	NA	130	<20	<20	<20	6,000	<1,000	164.03	7.85	NA	156.18	NA	NA	NA
MW-4	10/08/2007	840 g	100	23	70	120	NA	120	NA	NA	NA	5,300	NA	164.03	8.50	NA	155.53	NA	NA	NA
MW-4	01/09/2008	2,200 g	130	38	130	264	NA	160	NA	NA	NA	5,400	NA	164.03	8.33	NA	155.70	NA	NA	NA
MW-4	04/04/2008	1,700	93	24	74	145	NA	110	NA	NA	NA	3,700	NA	164.03	6.63	NA	157.40	NA	NA	NA
MW-4	07/03/2008	1,400	87	15	54	109	NA	88	<20	<20	<20	3,900	<1,000	164.03	8.25	NA	155.78	NA	NA	NA
MW-4	10/03/2008	1,000	61	12	41	78	NA	84	NA	NA	NA	3,700	NA	164.03	8.54	NA	155.49	NA	NA	NA
MW-4	01/22/2009	800	26	5.4	14	26	NA	81	NA	NA	NA	4,100	NA	164.03	7.40	NA	156.63	NA	NA	NA
MW-4	04/13/2009	2,000	100	26	64	130	NA	69	NA	NA	NA	3,200	NA	164.03	6.91	NA	157.12	NA	NA	NA
MW-5	01/04/2002	NA	NA	NA	NA	NA	NA	NA	NA	NA	NA	NA	NA	NA	5.62	NA	NA	NA	NA	NA
MW-5	01/10/2002	<50	<0.50	<0.50	<0.50	<0.50	NA	110	NA	NA	NA	NA	NA	164.06	5.88	NA	158.18	NA	3.3	172
MW-5	04/25/2002	<50	<0.50	<0.50	<0.50	<0.50	NA	73	NA	NA	NA	NA	NA	164.06	6.81	NA	157.25	NA	0.3	-44
MW-5	07/18/2002	<50	<0.50	<0.50	<0.50	<0.50	NA	75	NA	NA	NA	NA	NA	164.06	7.38	NA	156.68	NA	0.4	170
MW-5	10/07/2002	<50	<0.50	<0.50	<0.50	<0.50	NA	41	NA	NA	NA	NA	NA	164.14	6.75	NA	157.39	NA	1.5	16
MW-5	01/06/2003	<50	<0.50	<0.50	<0.50	<0.50	NA	81	NA	NA	NA	NA	NA	164.14	5.96	NA	158.18	NA	0.6	166
MW-5	04/07/2003	<50	<0.50	<0.50	<0.50	<1.0	NA	77	NA	NA	NA	28	NA	164.14	6.51	NA	157.63	NA	0.8	174
MW-5	07/07/2003	<50	<0.50	<0.50	<0.50	<1.0	NA	32	NA	NA	NA	23	NA	164.14	6.44	NA	157.70	NA	0.3	-17
MW-5	10/09/2003	<50	<0.50	<0.50	<0.50	<1.0	NA	59	NA	NA	NA	40	NA	164.14	7.05	NA	157.09	NA	0.9	17
MW-5	01/14/2004	<50	<0.50	0.76	<0.50	<1.0	NA	47	NA	NA	NA	17	NA	164.14	6.29	NA	157.85	NA	1.6	209

WELL CONCENTRATIONS
Former Shell-branded Service Station
4255 MacArthur Boulevard
Oakland, CA

Well ID	Date	TPPH (ug/L)	B (ug/L)	T (ug/L)	E (ug/L)	X (ug/L)	MTBE 8020 (ug/L)	MTBE 8260 (ug/L)	DIPE (ug/L)	ETBE (ug/L)	TAME (ug/L)	TBA (ug/L)	Ethanol (ug/L)	TOC (MSL)	Depth to Water (ft.)	Depth to SPH (ft.)	GW Elevation (MSL)	SPH Thickness (ft.)	DO Reading (ppm)	ORP Reading (mV)
MW-5	04/28/2004	<50	<0.50	<0.50	<0.50	<1.0	NA	31	NA	NA	NA	11	NA	164.14	6.84	NA	157.30	NA	0.4	136
MW-5	07/12/2004	<50	<0.50	<0.50	<0.50	<1.0	NA	47	<2.0	<2.0	<2.0	12	<50	164.14	7.57	NA	156.57	NA	0.4	90
MW-5	10/25/2004	<50	<0.50	<0.50	<0.50	<1.0	NA	41	NA	NA	NA	13	NA	164.14	6.50	NA	157.64	NA	1.74	-21
MW-5	01/17/2005	<50	<0.50	<0.50	<0.50	<1.0	NA	41	NA	NA	NA	12	NA	164.14	5.83	NA	158.31	NA	0.1	-7
MW-5	04/06/2005	<50	<0.50	<0.50	<0.50	<1.0	NA	12	NA	NA	NA	<5.0	NA	164.14	5.91	NA	158.23	NA	1.05	-62
MW-5	07/08/2005	<50	<0.50	<0.50	<0.50	<0.50	NA	26	<0.50	<0.50	<0.50	18	<5.0	164.14	6.78	NA	157.36	NA	1.2	81
MW-5	10/07/2005	<50	<0.50	<0.50	<0.50	<1.0	NA	28	NA	NA	NA	24	NA	164.14	7.64	NA	156.50	NA	NA	NA
MW-5	01/27/2006	<50.0	<0.500	<0.500	<0.500	<0.500	NA	26.7	NA	NA	NA	46.3	NA	164.14	6.21	NA	157.93	NA	NA	NA
MW-5	04/28/2006	<50.0	<0.500	<0.500	<0.500	<0.500	NA	39.1	NA	NA	NA	15.0	NA	164.14	6.05	NA	158.09	NA	NA	NA
MW-5	07/28/2006	103	<0.500	<0.500	<0.500	<0.500	NA	35.5	<0.500	<0.500	<0.500	<10.0	<50.0	164.14	7.54	NA	156.60	NA	NA	NA
MW-5	10/27/2006	<50.0	<0.500	<0.500	<0.500	<0.500	NA	19.7	NA	NA	NA	26.0 d	NA	164.14	7.91	NA	156.23	NA	NA	NA
MW-5	01/10/2007	<50	<0.50	<0.50	<0.50	<1.0	NA	11	NA	NA	NA	16	NA	164.14	6.38	NA	157.76	NA	NA	NA
MW-5	04/13/2007	76 g,h	<0.50	<1.0	<1.0	<1.0	NA	35	NA	NA	NA	37	NA	164.14	6.58	NA	157.56	NA	NA	NA
MW-5	07/09/2007	<50 g	<0.50	<1.0	<1.0	<1.0	NA	26	<2.0	<2.0	<2.0	34	<100	164.14	7.28	NA	156.86	NA	NA	NA
MW-5	10/08/2007	<50 g	<0.50	<1.0	<1.0	<1.0	NA	25	NA	NA	NA	28	NA	164.14	8.01	NA	156.13	NA	NA	NA
MW-5	01/09/2008	<50 g	0.15 i	<1.0	<1.0	<1.0	NA	11	NA	NA	NA	7.6 i	NA	164.14	5.45	NA	158.69	NA	NA	NA
MW-5	04/04/2008	50	<0.50	<1.0	<1.0	<1.0	NA	17	NA	NA	NA	<10	NA	164.14	6.61	NA	157.53	NA	NA	NA
MW-5	07/03/2008	<50	<0.50	<1.0	<1.0	<1.0	NA	16	<2.0	<2.0	<2.0	11	<100	164.14	7.40	NA	156.74	NA	NA	NA
MW-5	10/03/2008	<50	<0.50	<1.0	<1.0	<1.0	NA	17	NA	NA	NA	14	NA	164.14	7.90	NA	156.24	NA	NA	NA
MW-5	01/22/2009	<50	<0.50	<1.0	<1.0	<1.0	NA	9.2	NA	NA	NA	<10	NA	164.14	6.30	NA	157.84	NA	NA	NA
MW-5	04/13/2009	<50	<0.50	<1.0	<1.0	<1.0	NA	8.4	NA	NA	NA	<10	NA	164.14	6.42	NA	157.72	NA	NA	NA
MW-6	06/26/2006	NA	NA	NA	NA	NA	NA	NA	NA	NA	NA	NA	NA	169.89	10.25	NA	159.64	NA	NA	NA
MW-6	07/28/2006	19,200	1,290	41.7	141	245	NA	777	3.37	<0.500	<0.500	8,340	<50.0	169.89	11.00	NA	158.89	NA	NA	NA
MW-6	10/27/2006	11,400	1,250	41.0	155	242	NA	569	NA	NA	NA	7,270	NA	169.89	11.41	NA	158.48	NA	NA	NA
MW-6	01/10/2007	7,000	1,000	26	270	240	NA	770	NA	NA	NA	17,000	NA	169.89	9.43	NA	160.46	NA	NA	NA
MW-6	04/13/2007	4,200 g	820	22	72	71	NA	490	NA	NA	NA	9,500	NA	169.89	9.81	NA	160.08	NA	NA	NA
MW-6	07/09/2007	6,100 g	960	23	65	116	NA	280	<40	<40	<40	8,400	<2,000	169.89	10.80	NA	159.09	NA	NA	NA
MW-6	10/08/2007	3,600 g	960	17 i	27	76 i	NA	260	NA	NA	NA	7,000	NA	169.89	11.64	NA	158.25	NA	NA	NA
MW-6	01/09/2008	Unable to access			NA	NA	NA	NA	NA	NA	NA	NA	NA	169.89	NA	NA	NA	NA	NA	NA
MW-6	01/22/2008	4,100 g	610	14 i	31	19 i	NA	180	NA	NA	NA	7,700	NA	169.89	8.81	NA	161.08	NA	NA	NA
MW-6	04/04/2008	6,100	760	<20	20	29	NA	240	NA	NA	NA	6,900	NA	169.89	10.01	NA	159.88	NA	NA	NA
MW-6	07/03/2008	7,100	1,100	<20	25	50	NA	220	<40	<40	<40	9,400	<2,000	169.89	10.94	NA	158.95	NA	NA	NA
MW-6	10/03/2008	7,400	1,000	<20	<20	116	NA	270	NA	NA	NA	8,400	NA	169.89	11.87	NA	158.02	NA	NA	NA
MW-6	01/22/2009	Unable to access			NA	NA	NA	NA	NA	NA	NA	NA	NA	169.89	NA	NA	NA	NA	NA	NA
MW-6	04/13/2009	5,300	690	<20	35	47	NA	210	NA	NA	NA	9,000	NA	169.89	9.70	NA	160.19	NA	NA	NA

WELL CONCENTRATIONS
Former Shell-branded Service Station
4255 MacArthur Boulevard
Oakland, CA

Well ID	Date	TPPH (ug/L)	B (ug/L)	T (ug/L)	E (ug/L)	X (ug/L)	MTBE 8020 (ug/L)	MTBE 8260 (ug/L)	DIPE (ug/L)	ETBE (ug/L)	TAME (ug/L)	TBA (ug/L)	Ethanol (ug/L)	TOC (MSL)	Depth to Water (ft.)	Depth to SPH (ft.)	GW Elevation (MSL)	SPH Thickness (ft.)	DO Reading (ppm)	ORP Reading (mV)
MW-7	06/26/2006	NA	NA	NA	NA	NA	NA	NA	NA	NA	NA	NA	NA	170.87	9.59	NA	161.28	NA	NA	NA
MW-7	07/28/2006	5,860	72.0	6.67	25.4	165	NA	3,940	<0.500	<0.500	2.89	1,420	<50.0	170.87	10.08	NA	160.79	NA	NA	NA
MW-7	10/27/2006	1,180	8.67	<0.500	2.48	7.52	NA	1,100	NA	NA	NA	184	NA	170.87	10.13	NA	160.74	NA	NA	NA
MW-7	01/10/2007	1,000	12	<5.0	<5.0	<10	NA	2,200 f	NA	NA	NA	2,400	NA	170.87	8.41	NA	162.46	NA	NA	NA
MW-7	04/13/2007	1,100 g,h	54	<20	18 i	23.5 i	NA	2,500	NA	NA	NA	3,800	NA	170.87	8.25	NA	162.62	NA	NA	NA
MW-7	07/09/2007	1,100 g	41	<20	8.8 i	4.5 i	NA	2,000	<40	<40	<40	1,200	<2,000	170.87	9.22	NA	161.65	NA	NA	NA
MW-7	10/08/2007	400 g	25	<20	<20	<20	NA	1,500	NA	NA	NA	740	NA	170.87	9.41	NA	161.46	NA	NA	NA
MW-7	01/09/2008	Unable to access			NA	NA	NA	NA	NA	NA	NA	NA	NA	170.87	NA	NA	NA	NA	NA	NA
MW-7	01/22/2008	160 g	32	<10	<10	<10	NA	1,900	NA	NA	NA	820	NA	170.87	7.63	NA	163.24	NA	NA	NA
MW-7	04/04/2008	Unable to access		NA	NA	NA	NA	NA	NA	NA	NA	NA	NA	170.87	NA	NA	NA	NA	NA	NA
MW-7	07/03/2008	1,500	11	<10	<10	<10	NA	1,700	<20	<20	<20	680	<1,000	170.87	8.96	NA	161.91	NA	NA	NA
MW-7	10/03/2008	1,000	5.6	<10	<10	<10	NA	970	NA	NA	NA	550	NA	170.87	9.57	NA	161.30	NA	NA	NA
MW-7	01/22/2009	880	<5.0	<10	<10	18	NA	550	NA	NA	NA	250	NA	170.87	8.60	NA	162.27	NA	NA	NA
MW-7	04/13/2009	1,400	15	<10	<10	<10	NA	820	NA	NA	NA	440	NA	170.87	8.24	NA	162.63	NA	NA	NA
MW-8	06/26/2006	NA	NA	NA	NA	NA	NA	NA	NA	NA	NA	NA	NA	174.13	4.53	NA	169.60	NA	NA	NA
MW-8	07/28/2006	2,300	<0.500	<0.500	<0.500	<0.500	NA	1,380	<0.500	<0.500	0.950	<10.0	<50.0	174.13	4.55	NA	169.58	NA	NA	NA
MW-8	10/27/2006	1,570	2.79 e	<0.500	<0.500	<0.500	NA	1,280 e	NA	NA	NA	<10.0	NA	174.13	4.87	NA	169.26	NA	NA	NA
MW-8	01/10/2007	540	<2.5	<2.5	<2.5	<5.0	NA	1,200 f	NA	NA	NA	750	NA	174.13	4.17	NA	169.96	NA	NA	NA
MW-8	04/13/2007	450 g,h	<5.0	<10	<10	<10	NA	1,400	NA	NA	NA	<100	NA	174.13	4.13	NA	170.00	NA	NA	NA
MW-8	07/09/2007	590 g	<5.0	<10	<10	<10	NA	1,000	<20	<20	<20	<100	<1,000	174.13	6.33	NA	167.80	NA	NA	NA
MW-8	10/08/2007	270 g,h	<5.0	<10	<10	<10	NA	1,200	NA	NA	NA	<100	NA	174.13	5.63	NA	168.50	NA	NA	NA
MW-8	01/09/2008	200 g,h	<2.5	<5.0	<5.0	<5.0	NA	370	NA	NA	NA	<50	NA	174.13	4.17	NA	169.96	NA	NA	NA
MW-8	04/04/2008	1,000	<5.0	<10	<10	<10	NA	930	NA	NA	NA	<100	NA	174.13	4.36	NA	169.77	NA	NA	NA
MW-8	07/03/2008	960	<5.0	<10	<10	<10	NA	1,000	<20	<20	<20	<100	<1,000	174.13	5.05	NA	169.08	NA	NA	NA
MW-8	10/03/2008	820	<5.0	<10	<10	<10	NA	830	NA	NA	NA	<100	NA	174.13	5.54	NA	168.59	NA	NA	NA
MW-8	01/22/2009	1,000	<2.5	<5.0	<5.0	<5.0	NA	740	NA	NA	NA	<50	NA	174.13	5.00	NA	169.13	NA	NA	NA
MW-8	04/13/2009	810	<2.5	<5.0	<5.0	<5.0	NA	520	NA	NA	NA	<50	NA	174.13	4.51	NA	169.62	NA	NA	NA
MW-9	06/26/2006	NA	NA	NA	NA	NA	NA	NA	NA	NA	NA	NA	NA	175.20	6.41	NA	168.79	NA	NA	NA
MW-9	07/28/2006	5,690	19.2	2.64	2.02	57.7	NA	5,780	<0.500	<0.500	2.74	166	<50.0	175.20	6.69	NA	168.51	NA	NA	NA
MW-9	10/27/2006	2,710	34.2	<0.500	2.76	4.75	NA	2,140	NA	NA	NA	29.2 d	NA	175.20	6.90	NA	168.30	NA	NA	NA
MW-9	01/10/2007	1,500	340	6.8	8.9	27	NA	2,300 f	NA	NA	NA	1,400	NA	175.20	6.14	NA	169.06	NA	NA	NA
MW-9	04/13/2007	1,600 g,h	390	4.1 i	8.6 i	4.7 i	NA	3,700	NA	NA	NA	120	NA	175.20	6.17	NA	169.03	NA	NA	NA
MW-9	07/09/2007	1,200 g	55	<25	<25	<25	NA	2,500	<50	<50	<50	<250	<2,500	175.20	6.65	NA	168.55	NA	NA	NA
MW-9	10/08/2007	520 g,h	9.1 i	<25	<25	<25	NA	2,500	NA	NA	NA	<250	NA	175.20	7.58	NA	167.62	NA	NA	NA
MW-9	01/09/2008	350 g,h	3.4 i	<10	<10	<10	NA	650	NA	NA	NA	<100	NA	175.20	6.30	NA	168.90	NA	NA	NA

WELL CONCENTRATIONS
Former Shell-branded Service Station
4255 MacArthur Boulevard
Oakland, CA

Well ID	Date	TPPH (ug/L)	B (ug/L)	T (ug/L)	E (ug/L)	X (ug/L)	MTBE 8020 (ug/L)	MTBE 8260 (ug/L)	DIPE (ug/L)	ETBE (ug/L)	TAME (ug/L)	TBA (ug/L)	Ethanol (ug/L)	TOC (MSL)	Depth to Water (ft.)	Depth to SPH (ft.)	GW Elevation (MSL)	SPH Thickness (ft.)	DO Reading (ppm)	ORP Reading (mV)
MW-9	04/04/2008	1,500	88	<10	<10	<10	NA	1,200	NA	NA	NA	<100	NA	175.20	6.05	NA	169.15	NA	NA	NA
MW-9	07/03/2008	2,600	70	<10	<10	<10	NA	2,800	<20	<20	<20	<100	<1,000	175.20	7.00	NA	168.20	NA	NA	NA
MW-9	10/03/2008	2,600	160	<20	<20	<20	NA	2,400	NA	NA	NA	<200	NA	175.20	7.39	NA	167.81	NA	NA	NA
MW-9	01/22/2009	2,900	130	<20	<20	30	NA	1,900	NA	NA	NA	<200	NA	175.20	7.00	NA	168.20	NA	NA	NA
MW-9	04/13/2009	5,200	590	24	60	89	NA	1,600	NA	NA	NA	230	NA	175.20	6.47	NA	168.73	NA	NA	NA
TB-1	04/29/1999	NA	NA	NA	NA	NA	NA	NA	NA	NA	NA	NA	NA	NA	6.00	NA	NA	NA	3.8	-132
TB-1	11/01/1999	NA	NA	NA	NA	NA	NA	NA	NA	NA	NA	NA	NA	NA	12.65	NA	NA	NA	0.2	-165
TB-1	01/17/2000	NA	NA	NA	NA	NA	NA	NA	NA	NA	NA	NA	NA	NA	7.72	NA	NA	NA	0.8	-178
TB-1	04/17/2000	NA	NA	NA	NA	NA	NA	NA	NA	NA	NA	NA	NA	NA	7.65	NA	NA	NA	0.5	-152
TB-1	07/26/2000	NA	NA	NA	NA	NA	NA	NA	NA	NA	NA	NA	NA	NA	5.13	NA	NA	NA	1.0	-124
TB-1	10/12/2000	NA	NA	NA	NA	NA	NA	NA	NA	NA	NA	NA	NA	NA	5.20	NA	NA	NA	0.7	-73
TB-1	01/15/2001	NA	NA	NA	NA	NA	NA	NA	NA	NA	NA	NA	NA	NA	5.09	NA	NA	NA	1.2	-118
TB-1	04/09/2001	NA	NA	NA	NA	NA	NA	NA	NA	NA	NA	NA	NA	NA	4.96	NA	NA	NA	1.0	-72
TB-1	07/24/2001	NA	NA	NA	NA	NA	NA	NA	NA	NA	NA	NA	NA	NA	6.03	NA	NA	NA	1.4	31
TB-1	10/31/2001	1,000	85	<10	<10	42	NA	4,100	NA	NA	NA	NA	NA	NA	5.89	NA	NA	NA	1.8	88
TB-1	01/10/2002	5,000	410	390	65	620	NA	9,000	NA	NA	NA	NA	NA	NA	7.47	NA	NA	NA	2.0	95
TB-1	04/25/2002	5,000	780	60	49	91	NA	6,000	NA	NA	NA	NA	NA	NA	11.71	NA	NA	NA	1.7	-136
TB-1	07/18/2002	Insufficient water		NA	NA	NA	NA	NA	NA	NA	NA	NA	NA	NA	13.50	NA	NA	NA	NA	NA
TB-1	10/07/2002	4,600	480	36	98	200	NA	4,000	NA	NA	NA	NA	NA	NA	12.95	NA	NA	NA	1.6	-48
TB-1	01/06/2003	130	30	<0.50	<0.50	0.78	NA	330	NA	NA	NA	NA	NA	NA	5.56	NA	NA	NA	0.4	-20
TB-2	04/29/1999	NA	NA	NA	NA	NA	NA	NA	NA	NA	NA	NA	NA	NA	4.76	NA	NA	NA	4.2	-108
TB-2	11/01/1999	NA	NA	NA	NA	NA	NA	NA	NA	NA	NA	NA	NA	NA	11.33	NA	NA	NA	0.5	-148
TB-2	01/17/2000	NA	NA	NA	NA	NA	NA	NA	NA	NA	NA	NA	NA	NA	9.79	NA	NA	NA	0.7	-162
TB-2	04/17/2000	NA	NA	NA	NA	NA	NA	NA	NA	NA	NA	NA	NA	NA	9.75	NA	NA	NA	0.9	-121
TB-2	07/26/2000	NA	NA	NA	NA	NA	NA	NA	NA	NA	NA	NA	NA	NA	4.73	NA	NA	NA	0.9	-85
TB-2	10/12/2000	NA	NA	NA	NA	NA	NA	NA	NA	NA	NA	NA	NA	NA	4.05	NA	NA	NA	0.6	-47
TB-2	01/15/2001	NA	NA	NA	NA	NA	NA	NA	NA	NA	NA	NA	NA	NA	3.87	NA	NA	NA	0.7	-91
TB-2	04/09/2001	46,600	1,240	1,310	1,110	12,100	31,300	NA	NA	NA	NA	NA	NA	NA	3.76	NA	NA	NA	0.8	-24
TB-2	07/24/2001	11,000	630	<25	310	200	NA	11,000	NA	NA	NA	NA	NA	NA	4.75	NA	NA	NA	0.4	-51
TB-2	10/31/2001	7,500	530	1,500	100	500	NA	2,500	NA	NA	NA	NA	NA	NA	4.24	NA	NA	NA	0.6	-7
TB-2	01/10/2002	<5,000	480	47	34	110	NA	12,000	NA	NA	NA	NA	NA	NA	6.26	NA	NA	NA	1.3	-81
TB-2	04/25/2002	4,700	470	140	<20	80	NA	7,400	NA	NA	NA	NA	NA	NA	11.78	NA	NA	NA	0.9	-107
TB-2	07/18/2002	7,500	630	650	<25	390	NA	44,000	NA	NA	NA	NA	NA	NA	12.34	NA	NA	NA	0.9	-67
TB-2	10/07/2002	<10,000	580	<100	<100	180	NA	30,000	NA	NA	NA	NA	NA	NA	11.62	NA	NA	NA	1.0	-41
TB-2	01/06/2003	120	4.8	<0.50	<0.50	2.0	NA	220	NA	NA	NA	NA	NA	NA	4.35	NA	NA	NA	0.5	-515

WELL CONCENTRATIONS
Former Shell-branded Service Station
4255 MacArthur Boulevard
Oakland, CA

Well ID	Date	TPPH (ug/L)	B (ug/L)	T (ug/L)	E (ug/L)	X (ug/L)	MTBE 8020 (ug/L)	MTBE 8260 (ug/L)	DIPE (ug/L)	ETBE (ug/L)	TAME (ug/L)	TBA (ug/L)	Ethanol (ug/L)	TOC (MSL)	Depth to Water (ft.)	Depth to SPH (ft.)	GW Elevation (MSL)	SPH Thickness (ft.)	DO Reading (ppm)	ORP Reading (mV)
---------	------	----------------	-------------	-------------	-------------	-------------	------------------------	------------------------	----------------	----------------	----------------	---------------	-------------------	--------------	----------------------------	--------------------------	--------------------------	---------------------------	------------------------	------------------------

Abbreviations:

TPPH = Total petroleum hydrocarbons as gasoline by EPA Method 8260B; prior to July 24, 2001, analyzed by EPA Method 8015.

BTEX = Benzene, toluene, ethylbenzene, xylenes by EPA Method 8260B; prior to July 24, 2001, analyzed by EPA Method 8020.

MTBE = Methyl tertiary butyl ether

DIPE = Di-isopropyl ether, analyzed by EPA Method 8260

ETBE = Ethyl tertiary butyl ether, analyzed by EPA Method 8260

TAME = Tertiary amyl methyl ether, analyzed by EPA Method 8260

TBA = Tertiary butyl alcohol, analyzed by EPA Method 8260

TOC = Top of Casing Elevation

SPH = Separate-Phase Hydrocarbons

GW = Groundwater

ug/L = Parts per billion

MSL = Mean sea level

ft. = Feet

<n = Below detection limit

(D) = Duplicate sample

NA = Not applicable

DO = Dissolved Oxygens

ppm = Parts per million

ORP = Oxidation Reduction Potential

mV = Millivolts

WELL CONCENTRATIONS
Former Shell-branded Service Station
4255 MacArthur Boulevard
Oakland, CA

Well ID	Date	TPPH (ug/L)	B (ug/L)	T (ug/L)	E (ug/L)	X (ug/L)	MTBE 8020 (ug/L)	MTBE 8260 (ug/L)	DIPE (ug/L)	ETBE (ug/L)	TAME (ug/L)	TBA (ug/L)	Ethanol (ug/L)	TOC (MSL)	Depth to Water (ft.)	Depth to SPH (ft.)	GW Elevation (MSL)	SPH Thickness (ft.)	DO Reading (ppm)	ORP Reading (mV)
---------	------	----------------	-------------	-------------	-------------	-------------	------------------------	------------------------	----------------	----------------	----------------	---------------	-------------------	--------------	----------------------------	--------------------------	--------------------------	---------------------------	------------------------	------------------------

Notes:

a = Ground water surface had a sheen when sampled.

b = MTBE value is estimated by Sequoia Analytical of Redwood City, CA.

c = The concentration reported reflects individual or discrete unidentified peaks not matching a typical fuel pattern.

d = Secondary ion abundances were outside method requirements. Identification based on analytical judgement.

e = pH>2

f = Initial analysis within holding time. Reanalysis for the required dilution or confirmation was past holding time.

g = Analyzed by EPA Method 8015B (M).

h = The sample chromatographic pattern for TPH does not match the chromatographic pattern of the specified standard. Quantitation of the unknown hydrocarbon(s) in the sample was based upon the specified standard.

i = Analyte was detected at a concentration below the reporting limit and above the laboratory method detection limit. Reported value is estimated.

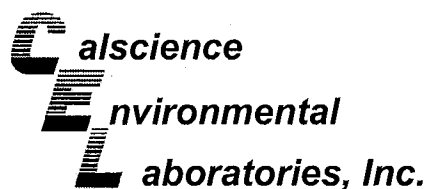
* = Sample analyzed outside the EPA recommended holding time.

Ethanol analyzed by EPA Method 8260B.

Site surveyed March 14, 2002 by Virgil Chavez Land Surveying of Vallejo, CA.

When separate-phase hydrocarbons are present, ground water elevation is adjusted using the relation: Corrected ground water elevation = Top-of-Casing Elevation - Depth to Water + (0.8 x Hydrocarbon Thickness).

Wells MW-6, MW-7, MW-8 and MW-9 surveyed July 12, 2006 by Virgil Chavez Land Surveying of Vallejo, CA.



April 24, 2009

Michael Ninokata
Blaine Tech Services, Inc.
1680 Rogers Avenue
San Jose, CA 95112-1105

Subject: **Calscience Work Order No.: 09-04-1386**
Client Reference: 4255 MacArthur Blvd., Oakland, CA

Dear Client:

Enclosed is an analytical report for the above-referenced project. The samples included in this report were received 4/16/2009 and analyzed in accordance with the attached chain-of-custody.

Unless otherwise noted, all analytical testing was accomplished in accordance with the guidelines established in our Quality Systems Manual, applicable standard operating procedures, and other related documentation. The original report of subcontracted analysis, if any, is provided herein, and follows the standard Calscience data package. The results in this analytical report are limited to the samples tested and any reproduction thereof must be made in its entirety.

If you have any questions regarding this report, please do not hesitate to contact the undersigned.

Sincerely,

A handwritten signature in cursive script that reads "Jessie Lee".

Calscience Environmental
Laboratories, Inc.
Jessie Lee
Project Manager

Analytical Report

Blaine Tech Services, Inc.
 1680 Rogers Avenue
 San Jose, CA 95112-1105

Date Received: 04/16/09
 Work Order No: 09-04-1386
 Preparation: EPA 5030B
 Method: LUFT GC/MS / EPA 8260B
 Units: ug/L

Project: 4255 MacArthur Blvd., Oakland, CA

Page 1 of 4

Client Sample Number	Lab Sample Number	Date/Time Collected	Matrix	Instrument	Date Prepared	Date/Time Analyzed	QC Batch ID
MW-1	09-04-1386-1-A	04/13/09 15:45	Aqueous	GC/MS RR	04/22/09	04/23/09 06:14	090422L02

Parameter	Result	RL	DF	Qual	Parameter	Result	RL	DF	Qual
Benzene	ND	10	20		Methyl-t-Butyl Ether (MTBE)	970	20	20	
Ethylbenzene	ND	20	20		Tert-Butyl Alcohol (TBA)	1900	200	20	
Toluene	ND	20	20		TPPH	1800	1000	20	
Xylenes (total)	ND	20	20						
<u>Surrogates:</u>	<u>REC (%)</u>	<u>Control Limits</u>		<u>Qual</u>	<u>Surrogates:</u>	<u>REC (%)</u>	<u>Control Limits</u>		<u>Qual</u>
Dibromofluoromethane	100	74-140			1,2-Dichloroethane-d4	99	74-146		
Toluene-d8	99	88-112			Toluene-d8-TPPH	104	88-112		
1,4-Bromofluorobenzene	94	74-110							

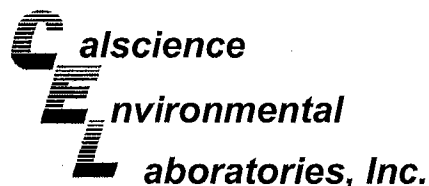
Client Sample Number	Lab Sample Number	Date/Time Collected	Matrix	Instrument	Date Prepared	Date/Time Analyzed	QC Batch ID
MW-2	09-04-1386-2-A	04/13/09 13:05	Aqueous	GC/MS RR	04/22/09	04/23/09 06:39	090422L02

Parameter	Result	RL	DF	Qual	Parameter	Result	RL	DF	Qual
Benzene	1700	50	100		Methyl-t-Butyl Ether (MTBE)	4300	100	100	
Ethylbenzene	2000	100	100		Tert-Butyl Alcohol (TBA)	4600	1000	100	
Toluene	980	100	100		TPPH	60000	5000	100	
Xylenes (total)	7000	100	100						
<u>Surrogates:</u>	<u>REC (%)</u>	<u>Control Limits</u>		<u>Qual</u>	<u>Surrogates:</u>	<u>REC (%)</u>	<u>Control Limits</u>		<u>Qual</u>
Dibromofluoromethane	98	74-140			1,2-Dichloroethane-d4	98	74-146		
Toluene-d8	98	88-112			Toluene-d8-TPPH	103	88-112		
1,4-Bromofluorobenzene	96	74-110							

Client Sample Number	Lab Sample Number	Date/Time Collected	Matrix	Instrument	Date Prepared	Date/Time Analyzed	QC Batch ID
MW-3	09-04-1386-3-A	04/13/09 16:10	Aqueous	GC/MS RR	04/22/09	04/23/09 07:04	090422L02

Parameter	Result	RL	DF	Qual	Parameter	Result	RL	DF	Qual
Benzene	3000	12	25		Methyl-t-Butyl Ether (MTBE)	1400	25	25	
Ethylbenzene	1200	25	25		Tert-Butyl Alcohol (TBA)	1500	250	25	
Toluene	51	25	25		TPPH	27000	1200	25	
Xylenes (total)	740	25	25						
<u>Surrogates:</u>	<u>REC (%)</u>	<u>Control Limits</u>		<u>Qual</u>	<u>Surrogates:</u>	<u>REC (%)</u>	<u>Control Limits</u>		<u>Qual</u>
Dibromofluoromethane	98	74-140			1,2-Dichloroethane-d4	98	74-146		
Toluene-d8	98	88-112			Toluene-d8-TPPH	104	88-112		
1,4-Bromofluorobenzene	98	74-110							

RL - Reporting Limit DF - Dilution Factor Qual - Qualifiers



Analytical Report

Blaine Tech Services, Inc.
1680 Rogers Avenue
San Jose, CA 95112-1105

Date Received: 04/16/09
Work Order No: 09-04-1386
Preparation: EPA 5030B
Method: LUFT GC/MS / EPA 8260B
Units: ug/L

Project: 4255 MacArthur Blvd., Oakland, CA

Page 2 of 4

Client Sample Number	Lab Sample Number	Date/Time Collected	Matrix	Instrument	Date Prepared	Date/Time Analyzed	QC Batch ID
MW-4	09-04-1386-4-A	04/13/09 11:00	Aqueous	GC/MS RR	04/22/09	04/23/09 07:29	090422L02

Parameter	Result	RL	DF	Qual	Parameter	Result	RL	DF	Qual
Benzene	100	2.5	5		Methyl-t-Butyl Ether (MTBE)	69	5.0	5	
Ethylbenzene	64	5.0	5		Tert-Butyl Alcohol (TBA)	3200	50	5	
Toluene	26	5.0	5		TPPH	2000	250	5	
Xylenes (total)	130	5.0	5						
Surrogates:	REC (%)	Control Limits		Qual	Surrogates:	REC (%)	Control Limits		Qual
Dibromofluoromethane	99	74-140			1,2-Dichloroethane-d4	98	74-146		
Toluene-d8	97	88-112			Toluene-d8-TPPH	103	88-112		
1,4-Bromofluorobenzene	95	74-110							

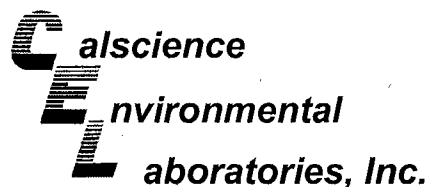
Client Sample Number	Lab Sample Number	Date/Time Collected	Matrix	Instrument	Date Prepared	Date/Time Analyzed	QC Batch ID
MW-5	09-04-1386-5-A	04/13/09 10:20	Aqueous	GC/MS RR	04/22/09	04/23/09 07:53	090422L02

Parameter	Result	RL	DF	Qual	Parameter	Result	RL	DF	Qual
Benzene	ND	0.50	1		Methyl-t-Butyl Ether (MTBE)	8.4	1.0	1	
Ethylbenzene	ND	1.0	1		Tert-Butyl Alcohol (TBA)	ND	10	1	
Toluene	ND	1.0	1		TPPH	ND	50	1	
Xylenes (total)	ND	1.0	1						
Surrogates:	REC (%)	Control Limits		Qual	Surrogates:	REC (%)	Control Limits		Qual
Dibromofluoromethane	97	74-140			1,2-Dichloroethane-d4	96	74-146		
Toluene-d8	97	88-112			Toluene-d8-TPPH	102	88-112		
1,4-Bromofluorobenzene	94	74-110							

Client Sample Number	Lab Sample Number	Date/Time Collected	Matrix	Instrument	Date Prepared	Date/Time Analyzed	QC Batch ID
MW-6	09-04-1386-6-A	04/13/09 11:55	Aqueous	GC/MS RR	04/22/09	04/23/09 08:18	090422L02

Parameter	Result	RL	DF	Qual	Parameter	Result	RL	DF	Qual
Benzene	690	10	20		Methyl-t-Butyl Ether (MTBE)	210	20	20	
Ethylbenzene	35	20	20		Tert-Butyl Alcohol (TBA)	9000	200	20	
Toluene	ND	20	20		TPPH	5300	1000	20	
Xylenes (total)	47	20	20						
Surrogates:	REC (%)	Control Limits		Qual	Surrogates:	REC (%)	Control Limits		Qual
Dibromofluoromethane	97	74-140			1,2-Dichloroethane-d4	98	74-146		
Toluene-d8	98	88-112			Toluene-d8-TPPH	103	88-112		
1,4-Bromofluorobenzene	96	74-110							

RL - Reporting Limit DF - Dilution Factor Qual - Qualifiers



Analytical Report

Blaine Tech Services, Inc.
1680 Rogers Avenue
San Jose, CA 95112-1105

Date Received: 04/16/09
Work Order No: 09-04-1386
Preparation: EPA 5030B
Method: LUFT GC/MS / EPA 8260B
Units: ug/L

Project: 4255 MacArthur Blvd., Oakland, CA

Page 3 of 4

Client Sample Number	Lab Sample Number	Date/Time Collected	Matrix	Instrument	Date Prepared	Date/Time Analyzed	QC Batch ID
MW-7	09-04-1386-7-A	04/13/09 15:00	Aqueous	GC/MS RR	04/22/09	04/23/09 08:43	090422L02

Parameter	Result	RL	DF	Qual	Parameter	Result	RL	DF	Qual
Benzene	15	5.0	10		Methyl-t-Butyl Ether (MTBE)	820	10	10	
Ethylbenzene	ND	10	10		Tert-Butyl Alcohol (TBA)	440	100	10	
Toluene	ND	10	10		TPPH	1400	500	10	
Xylenes (total)	ND	10	10						
<u>Surrogates:</u>	<u>REC (%)</u>	<u>Control Limits</u>		<u>Qual</u>	<u>Surrogates:</u>	<u>REC (%)</u>	<u>Control Limits</u>		<u>Qual</u>
Dibromofluoromethane	100	74-140			1,2-Dichloroethane-d4	101	74-146		
Toluene-d8	98	88-112			Toluene-d8-TPPH	103	88-112		
1,4-Bromofluorobenzene	94	74-110							

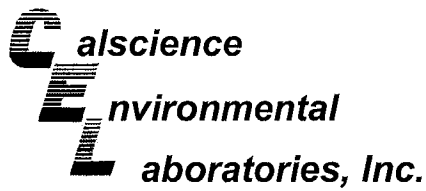
Client Sample Number	Lab Sample Number	Date/Time Collected	Matrix	Instrument	Date Prepared	Date/Time Analyzed	QC Batch ID
MW-8	09-04-1386-8-A	04/13/09 15:30	Aqueous	GC/MS RR	04/22/09	04/23/09 09:08	090422L02

Parameter	Result	RL	DF	Qual	Parameter	Result	RL	DF	Qual
Benzene	ND	2.5	5		Methyl-t-Butyl Ether (MTBE)	520	5.0	5	
Ethylbenzene	ND	5.0	5		Tert-Butyl Alcohol (TBA)	ND	50	5	
Toluene	ND	5.0	5		TPPH	810	250	5	
Xylenes (total)	ND	5.0	5						
<u>Surrogates:</u>	<u>REC (%)</u>	<u>Control Limits</u>		<u>Qual</u>	<u>Surrogates:</u>	<u>REC (%)</u>	<u>Control Limits</u>		<u>Qual</u>
Dibromofluoromethane	100	74-140			1,2-Dichloroethane-d4	100	74-146		
Toluene-d8	97	88-112			Toluene-d8-TPPH	102	88-112		
1,4-Bromofluorobenzene	94	74-110							

Client Sample Number	Lab Sample Number	Date/Time Collected	Matrix	Instrument	Date Prepared	Date/Time Analyzed	QC Batch ID
MW-9	09-04-1386-9-A	04/13/09 16:30	Aqueous	GC/MS RR	04/22/09	04/23/09 09:33	090422L02

Parameter	Result	RL	DF	Qual	Parameter	Result	RL	DF	Qual
Benzene	590	10	20		Methyl-t-Butyl Ether (MTBE)	1600	20	20	
Ethylbenzene	60	20	20		Tert-Butyl Alcohol (TBA)	230	200	20	
Toluene	24	20	20		TPPH	5200	1000	20	
Xylenes (total)	89	20	20						
<u>Surrogates:</u>	<u>REC (%)</u>	<u>Control Limits</u>		<u>Qual</u>	<u>Surrogates:</u>	<u>REC (%)</u>	<u>Control Limits</u>		<u>Qual</u>
Dibromofluoromethane	100	74-140			1,2-Dichloroethane-d4	103	74-146		
Toluene-d8	98	88-112			Toluene-d8-TPPH	103	88-112		
1,4-Bromofluorobenzene	96	74-110							

RL - Reporting Limit , DF - Dilution Factor , Qual - Qualifiers

**Analytical Report**

Blaine Tech Services, Inc.
1680 Rogers Avenue
San Jose, CA 95112-1105

Date Received: 04/16/09
Work Order No: 09-04-1386
Preparation: EPA 5030B
Method: LUFT GC/MS / EPA 8260B
Units: ug/L

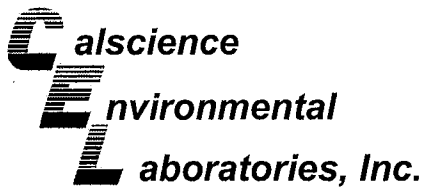
Project: 4255 MacArthur Blvd., Oakland, CA

Page 4 of 4

Client Sample Number	Lab Sample Number	Date/Time Collected	Matrix	Instrument	Date Prepared	Date/Time Analyzed	QC Batch ID
Method Blank	099-12-767-1,631	N/A	Aqueous	GC/MS RR	04/22/09	04/23/09 04:34	090422L02

Parameter	Result	RL	DF	Qual	Parameter	Result	RL	DF	Qual
Benzene	ND	0.50	1		Methyl-t-Butyl Ether (MTBE)	ND	1.0	1	
Ethylbenzene	ND	1.0	1		Tert-Butyl Alcohol (TBA)	ND	10	1	
Toluene	ND	1.0	1		TPPH	ND	50	1	
Xylenes (total)	ND	1.0	1						
<u>Surrogates:</u>	<u>REC (%)</u>	<u>Control Limits</u>		<u>Qual</u>	<u>Surrogates:</u>	<u>REC (%)</u>	<u>Control Limits</u>		<u>Qual</u>
Dibromofluoromethane	97	74-140			1,2-Dichloroethane-d4	97	74-146		
Toluene-d8	98	88-112			Toluene-d8-TPPH	103	88-112		
1,4-Bromofluorobenzene	94	74-110							

RL - Reporting Limit , DF - Dilution Factor , Qual - Qualifiers



Quality Control - Spike/Spike Duplicate

Blaine Tech Services, Inc.
1680 Rogers Avenue
San Jose, CA 95112-1105

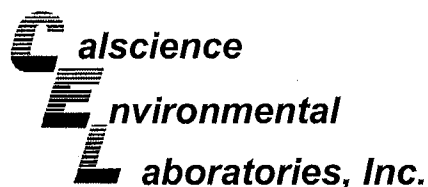
Date Received: 04/16/09
Work Order No: 09-04-1386
Preparation: EPA 5030B
Method: LUFT GC/MS / EPA 8260B

Project 4255 MacArthur Blvd., Oakland, CA

Quality Control Sample ID	Matrix	Instrument	Date Prepared	Date Analyzed	MS/MSD Batch Number
09-04-1302-17	Aqueous	GC/MS RR	04/22/09	04/23/09	090422S02

Parameter	MS %REC	MSD %REC	%REC CL	RPD	RPD CL	Qualifiers
Benzene	90	90	88-118	0	0-7	
Carbon Tetrachloride	90	91	67-145	1	0-11	
Chlorobenzene	98	98	88-118	0	0-7	
1,2-Dibromoethane	100	102	70-130	1	0-30	
1,2-Dichlorobenzene	92	93	86-116	1	0-8	
1,1-Dichloroethene	94	94	70-130	0	0-25	
Ethylbenzene	95	96	70-130	1	0-30	
Toluene	91	91	87-123	1	0-8	
Trichloroethene	89	89	79-127	1	0-10	
Vinyl Chloride	80	94	69-129	15	0-13	4
Methyl-t-Butyl Ether (MTBE)	88	87	71-131	1	0-13	
Tert-Butyl Alcohol (TBA)	314	364	36-168	3	0-45	3
Diisopropyl Ether (DIPE)	116	113	81-123	2	0-9	
Ethyl-t-Butyl Ether (ETBE)	95	94	72-126	1	0-12	
Tert-Amyl-Methyl Ether (TAME)	88	88	72-126	1	0-12	
Ethanol	142	147	53-149	3	0-31	

RPD - Relative Percent Difference, CL - Control Limit



Quality Control - LCS/LCS Duplicate

Blaine Tech Services, Inc.
1680 Rogers Avenue
San Jose, CA 95112-1105

Date Received: N/A
Work Order No: 09-04-1386
Preparation: EPA 5030B
Method: LUFT GC/MS / EPA 8260B

Project: 4255 MacArthur Blvd., Oakland, CA

Quality Control Sample ID	Matrix	Instrument	Date Prepared	Date Analyzed	LCS/LCSD Batch Number		
099-12-767-1.631	Aqueous	GC/MS RR	04/22/09	04/23/09	090422L02		
Parameter	LCS %REC	LCSD %REC	%REC CL	ME CL	RPD	RPD CL	Qualifiers
Benzene	92	90	84-120	78-126	2	0-8	
Carbon Tetrachloride	95	92	63-147	49-161	3	0-10	
Chlorobenzene	100	99	89-119	84-124	0	0-7	
1,2-Dibromoethane	102	101	80-120	73-127	1	0-20	
1,2-Dichlorobenzene	95	94	89-119	84-124	1	0-9	
1,1-Dichloroethene	96	94	77-125	69-133	3	0-16	
Ethylbenzene	98	97	80-120	73-127	1	0-20	
Toluene	92	91	83-125	76-132	1	0-9	
Trichloroethene	94	94	89-119	84-124	0	0-8	
Vinyl Chloride	86	91	63-135	51-147	6	0-13	
Methyl-t-Butyl Ether (MTBE)	89	88	82-118	76-124	1	0-13	
Tert-Butyl Alcohol (TBA)	94	103	46-154	28-172	9	0-32	
Diisopropyl Ether (DIPE)	114	113	81-123	74-130	1	0-11	
Ethyl-t-Butyl Ether (ETBE)	96	94	74-122	66-130	2	0-12	
Tert-Amyl-Methyl Ether (TAME)	89	88	76-124	68-132	1	0-10	
Ethanol	116	127	60-138	47-151	8	0-32	
TPPH	95	90	65-135	53-147	5	0-30	

Total number of LCS compounds : 17
Total number of ME compounds ; 0
Total number of ME compounds allowed : 1
LCS ME CL validation result : Pass

RPD - Relative Percent Difference , CL - Control Limit

Glossary of Terms and Qualifiers

Work Order Number: 09-04-1386

<u>Qualifier</u>	<u>Definition</u>
*	See applicable analysis comment.
1	Surrogate compound recovery was out of control due to a required sample dilution, therefore, the sample data was reported without further clarification.
2	Surrogate compound recovery was out of control due to matrix interference. The associated method blank surrogate spike compound was in control and, therefore, the sample data was reported without further clarification.
3	Recovery of the Matrix Spike (MS) or Matrix Spike Duplicate (MSD) compound was out of control due to matrix interference. The associated LCS and/or LCSD was in control and, therefore, the sample data was reported without further clarification.
4	The MS/MSD RPD was out of control due to matrix interference. The LCS/LCSD RPD was in control and, therefore, the sample data was reported without further clarification.
5	The PDS/PDSD associated with this batch of samples was out of control due to a matrix interference effect. The associated batch LCS/LCSD was in control and, hence, the associated sample data was reported with no further corrective action required.
A	Result is the average of all dilutions, as defined by the method.
B	Analyte was present in the associated method blank.
C	Analyte presence was not confirmed on primary column.
E	Concentration exceeds the calibration range.
H	Sample received and/or analyzed past the recommended holding time.
J	Analyte was detected at a concentration below the reporting limit and above the laboratory method detection limit. Reported value is estimated.
ME	LCS Recovery Percentage is within LCS ME Control Limit range.
N	Nontarget Analyte.
ND	Parameter not detected at the indicated reporting limit.
Q	Spike recovery and RPD control limits do not apply resulting from the parameter concentration in the sample exceeding the spike concentration by a factor of four or greater.
U	Undetected at the laboratory method detection limit.
X	% Recovery and/or RPD out-of-range.
Z	Analyte presence was not confirmed by second column or GC/MS analysis.

LAB (LOCATION)

- CALSCIENCE ()
- SPL ()
- XENCO ()
- TEST AMERICA ()
- OTHER ()



Shell Oil Products Chain Of Custody Record

Please Check Appropriate Box:

<input checked="" type="checkbox"/> ENV. SERVICES	<input type="checkbox"/> MOTIVA RETAIL	<input type="checkbox"/> SHELL RETAIL
<input type="checkbox"/> MOTIVA S&CM	<input type="checkbox"/> CONSULTANT	<input type="checkbox"/> LUBES
<input type="checkbox"/> SHELL PIPELINE	<input type="checkbox"/> OTHER _____	

Print Bill To Contact Name: **Denis Brown**

INCIDENT # (ENV SERVICES): **9 8 9 9 5 7 5 8**

PO # _____ SAP # _____

DATE: **4/13/09**

PAGE: **1 of 1**

SAMPLING COMPANY: **Blaine Tech Services**

ADDRESS: **1680 Rogers Ave, San Jose, CA 95112**

PROJECT CONTACT (Handcopy or PDF Report to): **Michael Nlnokata**

TELEPHONE: **(408)573-0555** FAX: **(408)573-7771** E-MAIL: **mnlnokata@blainetech.com**

LOB CODE: **BTSS**

TURNAROUND TIME (CALENDAR DAYS):
 STANDARD (14 DAY) 5 DAYS 3 DAYS 2 DAYS 24 HOURS RESULTS NEEDED ON WEEKEND

LA - RWQCB REPORT FORMAT UST AGENCY:

SITE ADDRESS: Street and City: **4255 MacArthur Blvd., Oakland** State: **CA** GLOBAL ID NO: **T0600101261**

EDF DELIVERABLE TO (Name, Company, Office Location): **AnnI KremI, CRA, Emeryville** PHONE NO.: **(510) 420-3335** E-MAIL: **Shelledf@craworld.com** CONSULTANT PROJECT NO: **090413-CMI**

SAMPLER NAME(S) (Print): **C. Morash**

LAB USE ONLY: **09-04-1386**

SPECIAL INSTRUCTIONS OR NOTES :

Run TPH-d w/Silica Gel Clean Up

SHELL CONTRACT RATE APPLIES
 STATE REIMBURSEMENT RATE APPLIES
 EDD NOT NEEDED
 RECEIPT VERIFICATION REQUESTED

LAB USE ONLY	Field Sample Identification	SAMPLING		MATRIX	PRESERVATIVE					NO. OF CONT.	REQUESTED ANALYSIS												TEMPERATURE ON RECEIPT °C	Container PID Readings or Laboratory Notes					
		DATE	TIME		HCL	HNO3	H2SO4	NONE	OTHER		TPH - Purgeable (8260B)	TPH - Extractable (8015M)	BTEX (8260B)	5 Oxygenates (8260B)	MTBE (8260B)	TBA (8260B)	DIPE (8260B)	TAME (8260B)	ETBE (8260B)	1,2 DCA (8260B)	EDB (8260B)	Ethanol (8260B)			Methanol (8015M)				
	MW-1	4/13/09	1545	W	X						3	X	X	X	X														
	MW-2		1305		X						3	X	X	X	X														
	MW-3		1616		X						3	X	X	X	X														
	MW-4		1100		X						3	X	X	X	X														
	MW-5		1020		X						3	X	X	X	X														
	MW-6		1155		X						3	X	X	X	X														
	MW-7		1500		X						3	X	X	X	X														
	MW-8		1530		X						3	X	X	X	X														
	MW-9		1630		X						3	X	X	X	X														

Relinquished by: (Signature) <i>Chris Wood</i>	Received by: (Signature) <i>Chris Wood</i> (Sample Custodian)	Date: 4/13/09	Time: 1750
Relinquished by: (Signature) <i>Tom O'Malley</i>	Received by: (Signature) <i>Tom O'Malley</i> CER	Date: 4/15/09	Time: 1155
Relinquished by: (Signature) <i>Tom O'Malley</i> TO 650 4/15/09 1730 511669165	Received by: (Signature) <i>Jeff</i>	Date: 4/16/09	Time: 1030

SAMPLE RECEIPT FORM

Cooler 1 of 1

CLIENT: Blaine Tech

DATE: 4/16/09

TEMPERATURE: (Criteria: 0.0 °C – 6.0 °C, not frozen)

Temperature 2.8 °C - 0.2 °C (CF) = 2.6 °C Blank Sample

Sample(s) outside temperature criteria (PM/APM contacted by: _____).

Sample(s) outside temperature criteria but received on ice/chilled on same day of sampling.

Received at ambient temperature, placed on ice for transport by Courier.

Ambient Temperature: Air Filter Metals Only PCBs Only Initial: JP

CUSTODY SEALS INTACT:

Cooler _____ No (Not Intact) Not Present N/A Initial: JP

Sample _____ No (Not Intact) Not Present Initial: JST

SAMPLE CONDITION:

	Yes	No	N/A
Chain-Of-Custody (COC) document(s) received with samples.....	<input checked="" type="checkbox"/>	<input type="checkbox"/>	<input type="checkbox"/>
COC document(s) received complete.....	<input checked="" type="checkbox"/>	<input type="checkbox"/>	<input type="checkbox"/>
<input type="checkbox"/> Collection date/time, matrix, and/or # of containers logged in based on sample labels.			
<input type="checkbox"/> COC not relinquished. <input type="checkbox"/> No date relinquished. <input type="checkbox"/> No time relinquished.			
Sampler's name indicated on COC.....	<input checked="" type="checkbox"/>	<input type="checkbox"/>	<input type="checkbox"/>
Sample container label(s) consistent with COC.....	<input checked="" type="checkbox"/>	<input type="checkbox"/>	<input type="checkbox"/>
Sample container(s) intact and good condition.....	<input checked="" type="checkbox"/>	<input type="checkbox"/>	<input type="checkbox"/>
Correct containers and volume for analyses requested.....	<input checked="" type="checkbox"/>	<input type="checkbox"/>	<input type="checkbox"/>
Analyses received within holding time.....	<input checked="" type="checkbox"/>	<input type="checkbox"/>	<input type="checkbox"/>
Proper preservation noted on COC or sample container.....	<input checked="" type="checkbox"/>	<input type="checkbox"/>	<input type="checkbox"/>
<input type="checkbox"/> Unpreserved vials received for Volatiles analysis			
Volatile analysis container(s) free of headspace.....	<input checked="" type="checkbox"/>	<input type="checkbox"/>	<input type="checkbox"/>
Tedlar bag(s) free of condensation.....	<input type="checkbox"/>	<input type="checkbox"/>	<input checked="" type="checkbox"/>

CONTAINER TYPE:

Solid: 4ozCGJ 8ozCGJ 16ozCGJ Sleeve EnCores® TerraCores® _____

Water: VOA VOA³h VOAna₂ 125AGB 125AGBh 125AGBp 1AGB 1AGBna₂ 1AGBs

500AGB 500AGJ 500AGJs 250AGB 250CGB 250CGBs 1PB 500PB 500PBna

250PB 250PBn 125PB 125PBz_{na} 100PB 100PBna₂ _____ _____ _____

Air: Tedlar® Summa® _____ **Other:** _____ **Checked/Labeled by:** JST

Container: C: Clear A: Amber P: Plastic G: Glass J: Jar (Wide-mouth) B: Bottle (Narrow-mouth) **Reviewed by:** W-SC

Preservative: h: HCL n: HNO₃ na₂: Na₂S₂O₃ Na: NaOH p: H₃PO₄ s: H₂SO₄ z_{na}: ZnAc₂+NaOH f: Field-filtered **Scanned by:** W-SC

WELL GAUGING DATA

Project # 0910227-02 Date 2/27/09 Client shell

Site 4255 MacArthur Blvd Oakland

Well ID	Time	Well Size (in.)	Sheen / Odor	Depth to Immiscible Liquid (ft.)	Thickness of Immiscible Liquid (ft.)	Volume of Immiscibles Removed (ml)	Depth to water (ft.)	Depth to well bottom (ft.)	Survey Point: TOB or TOC	Notes
MW-3	1300	4					12.88 21.88	22.99		NO SPH
MW-2			parked over			no	access			

SHELL WELL MONITORING DATA SHEET

BTS #: 090227-102	Site: 98995758
Sampler: J0	Date: 2/2/09
Well I.D.: MW-2	Well Diameter: 2 3 4 6 8 _____
Total Well Depth (TD):	Depth to Water (DTW):
Depth to Free Product:	Thickness of Free Product (feet):
Referenced to: PVC Grade	D.O. Meter (if req'd): YSI HACH
DTW with 80% Recharge [(Height of Water Column x 0.20) + DTW]:	

Purge Method: Bailer Disposable Bailer Positive Air Displacement Electric Submersible	Water Peristaltic Extraction Pump Other _____	Sampling Method: Bailer Disposable Bailer Extraction Port Dedicated Tubing Other: _____
---	---	--

_____ (Gals.) X _____ = _____ Gals. 1 Case Volume Specified Volumes Calculated Volume	<table border="1" style="width: 100%; border-collapse: collapse;"> <thead> <tr> <th>Well Diameter</th> <th>Multiplier</th> <th>Well Diameter</th> <th>Multiplier</th> </tr> </thead> <tbody> <tr> <td>1"</td> <td>0.04</td> <td>4"</td> <td>0.65</td> </tr> <tr> <td>2"</td> <td>0.16</td> <td>6"</td> <td>1.47</td> </tr> <tr> <td>3"</td> <td>0.37</td> <td>Other</td> <td>radius² * 0.163</td> </tr> </tbody> </table>	Well Diameter	Multiplier	Well Diameter	Multiplier	1"	0.04	4"	0.65	2"	0.16	6"	1.47	3"	0.37	Other	radius ² * 0.163
Well Diameter	Multiplier	Well Diameter	Multiplier														
1"	0.04	4"	0.65														
2"	0.16	6"	1.47														
3"	0.37	Other	radius ² * 0.163														

Time	Temp (°F)	pH	Cond. (mS or µS)	Turbidity (NTUs)	Gals. Removed	Observations
						Parked over could not locate owner.

Did well dewater? Yes No Gallons actually evacuated: _____

Sampling Date: _____ Sampling Time: _____ Depth to Water: _____

Sample I.D.: _____ Laboratory: CalScience Columbia Other _____

Analyzed for: TPH-G BTEX MTBE TPH-D Oxygenates (5) Other: _____

EB I.D. (if applicable): _____ @ _____ Time Duplicate I.D. (if applicable): _____

Analyzed for: TPH-G BTEX MTBE TPH-D Oxygenates (5) Other: _____

D.O. (if req'd):	Pre-purge:	mg/L	Post-purge:	mg/L
------------------	------------	------	-------------	------

O.R.P. (if req'd):	Pre-purge:	mV	Post-purge:	mV
--------------------	------------	----	-------------	----

SHELL WELL MONITORING DATA SHEET

BTS #: 090227-102	Site: 98995758
Sampler: ϕ	Date: 2/27/09
Well I.D.: MW-3	Well Diameter: 2 3 (4) 6 8
Total Well Depth (TD): 22.99	Depth to Water (DTW): 12.88
Depth to Free Product:	Thickness of Free Product (feet):
Referenced to: PVC Grade	D.O. Meter (if req'd): YSI HACH
DTW with 80% Recharge [(Height of Water Column x 0.20) + DTW]:	

Purge Method: Bailer Disposable Bailer Positive Air Displacement Electric Submersible	Water: Peristaltic Extraction Pump Other: _____	Sampling Method: Bailer Disposable Bailer Extraction Port Dedicated Tubing Other: _____
--	---	---

_____ (Gals.) X _____ = _____ Gals. 1 Case Volume Specified Volumes Calculated Volume	<table border="1" style="width: 100%; border-collapse: collapse;"> <thead> <tr> <th>Well Diameter</th> <th>Multiplier</th> <th>Well Diameter</th> <th>Multiplier</th> </tr> </thead> <tbody> <tr> <td>1"</td> <td>0.04</td> <td>4"</td> <td>0.65</td> </tr> <tr> <td>2"</td> <td>0.16</td> <td>6"</td> <td>1.47</td> </tr> <tr> <td>3"</td> <td>0.37</td> <td>Other</td> <td>radius² * 0.163</td> </tr> </tbody> </table>	Well Diameter	Multiplier	Well Diameter	Multiplier	1"	0.04	4"	0.65	2"	0.16	6"	1.47	3"	0.37	Other	radius ² * 0.163
Well Diameter	Multiplier	Well Diameter	Multiplier														
1"	0.04	4"	0.65														
2"	0.16	6"	1.47														
3"	0.37	Other	radius ² * 0.163														

Time	Temp (°F)	pH	Cond. (mS or µS)	Turbidity (NTUs)	Gals. Removed	Observations
	NO	SPH	present	checked	w/ Bailer	

Did well dewater? Yes No Gallons actually evacuated: _____

Sampling Date: _____ Sampling Time: _____ Depth to Water: _____

Sample I.D.: _____ Laboratory: CalScience Columbia Other _____

Analyzed for: TPH-G BTEX MTBE TPH-D Oxygenates (5) Other: _____

EB I.D. (if applicable): _____ @ _____ Time Duplicate I.D. (if applicable): _____

Analyzed for: TPH-G BTEX MTBE TPH-D Oxygenates (5) Other: _____

D.O. (if req'd):	Pre-purge:	mg/L	Post-purge:	mg/L
O.R.P. (if req'd):	Pre-purge:	mV	Post-purge:	mV

SHELL WELLHEAD INSPECTION FORM

(FOR SAMPLE TECHNICIAN)

Site Address 4255 MacArthur Blvd Oakland CA Date 2/27/09
 Job Number 090227-SOA Technician JD Page 1 of 1

Well ID	Well Inspected - No Corrective Action Required	Well Box Meets Compliance Requirements *See Below	Water Bailed From Wellbox	Cap Replaced	Lock Replaced	Well Not Inspected (explain in notes)	New Deficiency Identified	Previously Identified Deficiency Persists	Notes
MW-2									Parked our way access
MW-3	bx								

*Well box must meet all three criteria to be compliant: 1) WELL IS SECURABLE BY DESIGN (12" or less) 2) WELL IS MARKED WITH THE WORDS "MONITORING WELL" (12" or less) 3) WELL TAG IS PRESENT, SECURE, AND CORRECT

Notes: _____

WELL GAUGING DATA

Project # 090413-CM1 Date 4/13/09 Client Shell

Site 4255 MacArthur Blvd, Oakland, CA

Well ID	Time	Well Size (in.)	Sheen / Odor	Depth to Immiscible Liquid (ft.)	Thickness of Immiscible Liquid (ft.)	Volume of Immiscibles Removed (ml)	Depth to water (ft.)	Depth to well bottom (ft.)	Survey Point: TOB or TOC	Notes
5 MW-1	0902	4					2.13	23.33	↓	
7 MW-2	0935	4		10.35	0.01		10.36			
8 MW-3	0925	4					13.01	21.86		
2 MW-4	0910	2					6.91	30.63		
1 MW-5	0908	2					6.42	19.90		
7 MW-6	1133	2					9.70	23.55		
3 MW-7	0917	4					8.24	29.02		
4 MW-8	0854	4					4.51	29.77		
6 MW-9	0857	4					6.47	29.83		↓

SHELL WELL MONITORING DATA SHEET

BTS #: 090413 - CM1	Site: 4255 MacArthur Blvd, Oakland
Sampler: CM	Date: 4/13/09
Well I.D.: MW-1	Well Diameter: 2 3 4 6 8
Total Well Depth (TD): 23.33	Depth to Water (DTW): 7.13
Depth to Free Product:	Thickness of Free Product (feet):
Referenced to: PVC Grade	D.O. Meter (if req'd): YSI HACH
DTW with 80% Recharge [(Height of Water Column x 0.20) + DTW]: 16.37	

Purge Method: Bailer Disposable Bailer Positive Air Displacement <input checked="" type="checkbox"/> Electric Submersible	Waterra Peristaltic Extraction Pump Other _____	Sampling Method: <input checked="" type="checkbox"/> Bailer Disposable Bailer Extraction Port Dedicated Tubing Other: _____
--	--	---

16.2

10.5 (Gals.) X **3** = **31.5** Gals.

1 Case Volume Specified Volumes Calculated Volume

Well Diameter	Multiplier	Well Diameter	Multiplier
1"	0.04	4"	0.65
2"	0.16	6"	1.47
3"	0.37	Other	radius ² * 0.163

Time	Temp (°F)	pH	Cond. (mS or μ S)	Turbidity (NTUs)	Gals. Removed	Observations
1410	67.4	7.04	1133	55	10.5	
	Dewatered @		18.0 gals			
1545	66.8	7.22	1143	37	—	

Did well dewater? Yes No Gallons actually evacuated: **18.0**

Sampling Date: **4/13/09** Sampling Time: **1545** Depth to Water: **10.32**

Sample I.D.: **MW-1** Laboratory: **CalScience** Columbia Other _____

Analyzed for: TPH-G BTEX MTBE TPH-D Oxygenates (5) Other: **See C.O.C.**

EB I.D. (if applicable): @ Time Duplicate I.D. (if applicable):

Analyzed for: TPH-G BTEX MTBE TPH-D Oxygenates (5) Other:

D.O. (if req'd):	Pre-purge:	mg/L	Post-purge:	mg/L
O.R.P. (if req'd):	Pre-purge:	mV	Post-purge:	mV

SHI WELL MONITORING DATA SHEET

BTS #: 090413 - CM1	Site: 4255 MacArthur Blvd, Oakland
Sampler: CM	Date: 4/13/09
Well I.D.: MW-2	Well Diameter: 2 3 4 6 8
Total Well Depth (TD): 1960	Depth to Water (DTW): 10.36
Depth to Free Product: 10.35	Thickness of Free Product (feet): .01
Referenced to: <u>PVO</u> Grade	D.O. Meter (if req'd): YSI HACH
DTW with 80% Recharge [(Height of Water Column x 0.20) + DTW]: 12.20	

Purge Method: Bailer Waterra Sampling Method: Bailer
 Disposable Bailer Peristaltic Disposable Bailer
 Positive Air Displacement Extraction Pump Extraction Port
 Electric Submersible Other _____ Dedicated Tubing

9.24
6.0 (Gals.) X 3 = 18.0 Gals.
 I Case Volume Specified Volumes Calculated Volume

Well Diameter	Multiplier	Well Diameter	Multiplier
1"	0.04	4"	0.65
2"	0.16	6"	1.47
3"	0.37	Other	radius ² * 0.163

Time	Temp (°F)	pH	Cond. (mS or μ S)	Turbidity (NTUs)	Gals. Removed	Observations
1244	66.6	6.78	886.7	39	6.0	
	Dewatered @		10.0	gals.		
1300	69.9	6.69	914.9	50	—	

Did well dewater? Yes No Gallons actually evacuated: 10.0

Sampling Date: 4/13/09 Sampling Time: 1305 Depth to Water: 12.11

Sample I.D.: MW-2 Laboratory: CalScience Columbia Other _____

Analyzed for: TPH-G BTEX MTBE TPH-D Oxygenates (5) Other: See C.O.C.

EB I.D. (if applicable): @ _____ Time Duplicate I.D. (if applicable):

Analyzed for: TPH-G BTEX MTBE TPH-D Oxygenates (5) Other:

D.O. (if req'd): Pre-purge: _____ mg/L Post-purge: _____ mg/L

O.R.P. (if req'd): Pre-purge: _____ mV Post-purge: _____ mV

SHELL WELL MONITORING DATA SHEET

BTS #: 090413 - CM1	Site: 4255 MacArthur Blvd, Oakland
Sampler: CM	Date: 4/13/09
Well I.D.: MW-3	Well Diameter: 2 3 4 6 8
Total Well Depth (TD): 21.86	Depth to Water (DTW): 13.01
Depth to Free Product:	Thickness of Free Product (feet):
Referenced to: PVC Grade	D.O. Meter (if req'd): YSI HACH
DTW with 80% Recharge [(Height of Water Column x 0.20) + DTW]: 14.78	

Purge Method: Bailer Disposable Bailer Positive Air Displacement Electric Submersible

Waterra Peristaltic Extraction Pump Other _____

Sampling Method: Bailer Disposable Bailer Extraction Port Dedicated Tubing

Other: _____

8.85

5.7 (Gals.) X **3** = **17.1** Gals.

I Case Volume Specified Volumes Calculated Volume

Well Diameter	Multiplier	Well Diameter	Multiplier
1"	0.04	4"	0.65
2"	0.16	6"	1.47
3"	0.37	Other	radius ² * 0.163

Time	Temp (°F)	pH	Cond. (mS or µS)	Turbidity (NTUs)	Gals. Removed	Observations
1448	68.5	6.70	1271	47	5.7	
	Dewatered		@ 6.5	gals		
1610	66.3	6.72	1321	43	—	

Did well dewater? Yes No Gallons actually evacuated: **6.5**

Sampling Date: **4/13/09** Sampling Time: **1610** Depth to Water: **14.10**

Sample I.D.: **MW-3** Laboratory: **CalScience** Columbia Other _____

Analyzed for: TPH-G BTEX MTBE TPH-D Oxygenates (5) Other: **See C.O.C.**

EB I.D. (if applicable): @ _____ Time Duplicate I.D. (if applicable):

Analyzed for: TPH-G BTEX MTBE TPH-D Oxygenates (5) Other:

D.O. (if req'd):	Pre-purge:	mg/L	Post-purge:	mg/L
	O.R.P. (if req'd):	mV	Post-purge:	mV

WELL MONITORING DATA SHEET

BTS #: 090413 - CM1	Site: 4255 MacArthur Blvd, Oakland
Sampler: CM	Date: 4/13/09
Well I.D.: MW-4	Well Diameter: (2) 3 4 6 8
Total Well Depth (TD): 30.63	Depth to Water (DTW): 6.91
Depth to Free Product:	Thickness of Free Product (feet):
Referenced to: (PVC) Grade	D.O. Meter (if req'd): YSI HACH
DTW with 80% Recharge [(Height of Water Column x 0.20) + DTW]: 11.65	

Purge Method: Bailer Waterra Sampling Method: Bailer

Disposable Bailer Peristaltic
 Positive Air Displacement Extraction Pump
 Electric Submersible Other _____

Disposable Bailer
 Extraction Port
 Dedicated Tubing

Other: _____

23.12

3.8 (Gals.) X **3** = **11.4** Gals.

I Case Volume Specified Volumes Calculated Volume

Well Diameter	Multiplier	Well Diameter	Multiplier
1"	0.04	4"	0.65
2"	0.16	6"	1.47
3"	0.37	Other	radius ² * 0.163

Time	Temp (°F)	pH	Cond. (mS or μ S)	Turbidity (NTUs)	Gals. Removed	Observations
1038	64.4	6.81	1191	414	3.8	
1045	65.4	6.77	1193	672	7.6	
1052	66.1	6.8	1178	579	11.4	

Did well dewater? Yes No Gallons actually evacuated: **11.4**

Sampling Date: **4/13/09** Sampling Time: **1100** Depth to Water: **10.08**

Sample I.D.: **MW-4** Laboratory: **(CalScience)** Columbia Other _____

Analyzed for: TPH-G BTEX MTBE TPH-D Oxygenates (5) Other: **See C.O.C.**

EB I.D. (if applicable): _____ @ _____ Time Duplicate I.D. (if applicable): _____

Analyzed for: TPH-G BTEX MTBE TPH-D Oxygenates (5) Other: _____

D.O. (if req'd): Pre-purge: _____ mg/L Post-purge: _____ mg/L

O.R.P. (if req'd): Pre-purge: _____ mV Post-purge: _____ mV

SHELL WELL MONITORING DATA SHEET

BTS #: 090413 - CM1	Site: 4255 MacArthur Blvd, Oakland
Sampler: CM	Date: 4/13/09
Well I.D.: MW-5	Well Diameter: 2 3 4 6 8 _____
Total Well Depth (TD): 19.90	Depth to Water (DTW): 6.92
Depth to Free Product:	Thickness of Free Product (feet):
Referenced to: PVO Grade	D.O. Meter (if req'd): YSI HACH
DTW with 80% Recharge [(Height of Water Column x 0.20) + DTW]: 9.12	

Purge Method: Bailer Waterra Sampling Method: Bailer
 Disposable Bailer Peristaltic Disposable Bailer
 Positive Air Displacement Extraction Pump Extraction Port
 Electric Submersible Other _____ Dedicated Tubing

Other: _____

13.48

2.1 (Gals.) X **3** = **6.3** Gals.
 1 Case Volume Specified Volumes Calculated Volume

Well Diameter	Multiplier	Well Diameter	Multiplier
1"	0.04	4"	0.65
2"	0.16	6"	1.47
3"	0.37	Other	radius ² * 0.163

Time	Temp (°F)	pH	Cond. (mS or μ S)	Turbidity (NTUs)	Gals. Removed	Observations
1005	61.4	6.82	747	309	2.1	
1008	61.1	6.74	748	402	4.2	
1011	61.4	6.75	748	558	6.3	

Did well dewater? Yes No Gallons actually evacuated: **6.3**

Sampling Date: **4/13/09** Sampling Time: **1020** Depth to Water: **9.02**

Sample I.D.: **MW-5** Laboratory: **CalScience** Columbia Other _____

Analyzed for: TPH-G BTEX MTBE TPH-D Oxygenates (5) Other: **See C.O.C.**

EB I.D. (if applicable): _____ @ _____ Time Duplicate I.D. (if applicable): _____

Analyzed for: TPH-G BTEX MTBE TPH-D Oxygenates (5) Other: _____

D.O. (if req'd):	Pre-purge:	mg/L	Post-purge:	mg/L
O.R.P. (if req'd):	Pre-purge:	mV	Post-purge:	mV

SHI WELL MONITORING DATA SHEET

BTS #: 090413 - CM1	Site: 4255 MacArthur Blvd, Oakland
Sampler: CM	Date: 4/13/09
Well I.D.: MW-6	Well Diameter: <u>2</u> 3 4 6 8
Total Well Depth (TD): 23.55	Depth to Water (DTW): 9.70
Depth to Free Product:	Thickness of Free Product (feet):
Referenced to: <u>PVO</u> Grade	D.O. Meter (if req'd): YSI HACH
DTW with 80% Recharge [(Height of Water Column x 0.20) + DTW]: 12.47	

Purge Method: Bailer Waterra Sampling Method: Bailer

Disposable Bailer Peristaltic
 Positive Air Displacement Extraction Pump
 Electric Submersible Other _____

Other: _____

13.85

2.2 (Gals.) X 3 = 6.6 Gals.

I Case Volume Specified Volumes Calculated Volume

Well Diameter	Multiplier	Well Diameter	Multiplier
1"	0.04	4"	0.65
2"	0.16	6"	1.47
3"	0.37	Other	radius ² * 0.163

Time	Temp (°F)	pH	Cond. (mS or <u>µS</u>)	Turbidity (NTUs)	Gals. Removed	Observations
1140	65.6	6.76	1386	580.528	2.2	
1144	65.2	6.70	1336	641	4.4	
1147	64.8	6.71	1322	925	6.6	

Did well dewater? Yes No Gallons actually evacuated: 6.6

Sampling Date: 4/13/09 Sampling Time: 1155 Depth to Water: 1044

Sample I.D.: MW-6 Laboratory: CalScience Columbia Other _____

Analyzed for: TPH-G BTEX MTBE TPH-D Oxygenates (5) Other: See C.O.C.

EB I.D. (if applicable): @ _____ Time Duplicate I.D. (if applicable):

Analyzed for: TPH-G BTEX MTBE TPH-D Oxygenates (5) Other:

D.O. (if req'd):	Pre-purge:	mg/L	Post-purge:	mg/L
------------------	------------	------	-------------	------

O.R.P. (if req'd):	Pre-purge:	mV	Post-purge:	mV
--------------------	------------	----	-------------	----

SHI WELL MONITORING DATA SHEET

BTS #: 090413 - CM1	Site: 4255 MacArthur Blvd, Oakland
Sampler: CM	Date: 4/13/09
Well I.D.: MW-7	Well Diameter: 2 3 4 6 8
Total Well Depth (TD): 29.02	Depth to Water (DTW): 8.24
Depth to Free Product:	Thickness of Free Product (feet):
Referenced to: PVC Grade	D.O. Meter (if req'd): YSI HACH
DTW with 80% Recharge [(Height of Water Column x 0.20) + DTW]: 12.40	

Purge Method: Bailer Disposable Bailer Positive Air Displacement <input checked="" type="checkbox"/> Electric Submersible	Waterra Peristaltic Extraction Pump Other _____	Sampling Method: <input checked="" type="checkbox"/> Bailer Disposable Bailer Extraction Port Dedicated Tubing Other: _____
--	--	---

20.78
13.5 (Gals.) X **3** = **40.5** Gals.
 1 Case Volume Specified Volumes Calculated Volume

Well Diameter	Multiplier	Well Diameter	Multiplier
1"	0.04	4"	0.65
2"	0.16	6"	1.47
3"	0.37	Other	radius ² * 0.163

Time	Temp (°F)	pH	Cond. (mS or <u>µS</u>)	Turbidity (NTUs)	Gals. Removed	Observations
1220	65.7	7.14	945	132	13.5	
1222	66.5	7.07	929	41	27.0	
1224	67.1	7.04	917	38	40.5	

Did well dewater? Yes No Gallons actually evacuated: **40.5**

Sampling Date: **4/13/09** Sampling Time: **1500** Depth to Water: **22.40** ^{2 HR}

Sample I.D.: **MW-7** Laboratory: **CalScience** Columbia Other _____

Analyzed for: TPH-G BTEX MTBE TPH-D Oxygenates (5) Other: **See C.O.C.**

EB I.D. (if applicable): @ _____ Time Duplicate I.D. (if applicable): _____

Analyzed for: TPH-G BTEX MTBE TPH-D Oxygenates (5) Other: _____

D.O. (if req'd):	Pre-purge:	mg/L	Post-purge:	mg/L
------------------	------------	------	-------------	------

O.R.P. (if req'd):	Pre-purge:	mV	Post-purge:	mV
--------------------	------------	----	-------------	----

SHI WELL MONITORING DATA SHEET

BTS #: 090413 - CM1	Site: 4255 MacArthur Blvd, Oakland
Sampler: CM	Date: 4/13/09
Well I.D.: MW- 8	Well Diameter: 2 3 <u>4</u> 6 8
Total Well Depth (TD): 29.77	Depth to Water (DTW): 4.51
Depth to Free Product:	Thickness of Free Product (feet):
Referenced to: <u>PVO</u> Grade	D.O. Meter (if req'd): YSI HACH
DTW with 80% Recharge [(Height of Water Column x 0.20) + DTW]: 9.56	

Purge Method: Bailer Watertra Sampling Method: Bailer
 Disposable Bailer Peristaltic Disposable Bailer
 Positive Air Displacement Extraction Pump Extraction Port
 Electric Submersible Other _____ Dedicated Tubing

25.26
16.5 (Gals.) X 3 = 49.5 Gals.
 1 Case Volume Specified Volumes Calculated Volume

Well Diameter	Multiplier	Well Diameter	Multiplier
1"	0.04	4"	0.65
2"	0.16	6"	1.47
3"	0.37	Other	radius ² * 0.163

Time	Temp (°F)	pH	Cond. (mS or <u>µS</u>)	Turbidity (NTUs)	Gals. Removed	Observations
1349	68.8	7.15	1028	23	16.5	
1351	68.2	7.02	1079	129	33	
1354	68.6	7.01	1019	156	49.5	

Did well dewater? Yes No Gallons actually evacuated: 49.5

Sampling Date: 4/13/09 Sampling Time: 1530 Depth to Water: 9.22

Sample I.D.: MW- 8 Laboratory: CalScience Columbia Other _____

Analyzed for: TPH-G BTEX MTBE TPH-D Oxygenates (5) Other: See C.O.C.

EB I.D. (if applicable): @ _____ Time Duplicate I.D. (if applicable): _____

Analyzed for: TPH-G BTEX MTBE TPH-D Oxygenates (5) Other: _____

D.O. (if req'd):	Pre-purge:		mg/L	Post-purge:		mg/L
O.R.P. (if req'd):	Pre-purge:		mV	Post-purge:		mV

SHELL WELL MONITORING DATA SHEET

BTS #: 090413 - CM1	Site: 4255 MacArthur Blvd, Oakland
Sampler: CM	Date: 4/13/09
Well I.D.: MW-9	Well Diameter: 2 3 4 6 8
Total Well Depth (TD): 29.83	Depth to Water (DTW): 6.47
Depth to Free Product:	Thickness of Free Product (feet):
Referenced to: PVO Grade	D.O. Meter (if req'd): YSI HACH
DTW with 80% Recharge [(Height of Water Column x 0.20) + DTW]: 11.14	

Purge Method: Bailer Waterra Sampling Method: Bailer
 Disposable Bailer Peristaltic Disposable Bailer
 Positive Air Displacement Extraction Pump Extraction Port
 Electric Submersible Other _____ Dedicated Tubing

03.36

15.1 (Gals.) X **3** = **45.3** Gals.
 1 Case Volume Specified Volumes Calculated Volume

Well Diameter	Multiplier	Well Diameter	Multiplier
1"	0.04	4"	0.65
2"	0.16	6"	1.47
3"	0.37	Other	radius ² * 0.163

Time	Temp (°F)	pH	Cond. (mS or μ S)	Turbidity (NTUs)	Gals. Removed	Observations
1428	66.5	7.15	807	30	15.1	
1430	67.2	7.01	836	69	30.2	
	Dewatered		@ 32 gals.			
1630	66.7	7.32	883	36	—	

Did well dewater? Yes No Gallons actually evacuated: **32.0**
 Sampling Date: **4/13/09** Sampling Time: **1630** Depth to Water: **17.20 2#R**

Sample I.D.: **MW-9** Laboratory: **CalScience** Columbia Other _____

Analyzed for: TPH-G BTEX MTBE TPH-D Oxygenates (5) Other: **See C.O.C.**

EB I.D. (if applicable): @ _____ Time Duplicate I.D. (if applicable):

Analyzed for: TPH-G BTEX MTBE TPH-D Oxygenates (5) Other:

D.O. (if req'd):	Pre-purge:	mg/L	Post-purge:	mg/L
O.R.P. (if req'd):	Pre-purge:	mV	Post-purge:	mV

SHELL SITE INSPECTION CHECKLIST

Client Shell Date 3-4-09
 Site Address 4255 MacArthur Blvd. OAKLAND, CA
 Job Number 090304-EC3 Technician EC

Site Status _____ Branded Station Vacant Lot Other _____

- Inspected / Labeled / Cleaned - all wells on Scope Of Work
- Inspected / Cleaned Components - all other identifiable wells (N/A)
- Inspected site for site investigation & site remediation related trip hazards
- Completed all outstanding *BLAINE Wellhead Repair Order(s)* (N/A)
- Completed *Shell Wellhead Repair Form(s)* (N/A)
- Inspected treatment / remediation system compound for security, cleanliness and appearance (N/A)
- Inspected vacant lot for signs of habitation, hazardous materials or terrain, overgrown vegetation and security (N/A)
- Visually inspected site drums for condition and proper labeling (N/A)
- Unresolved deficiencies identified - "*Notice of Deficient Condition*" form(s) completed (N/A)

Notes _____

PROJECT MANAGER ONLY

Checklist Reviewed 3/5/09 row Initial/Date Notes

SHELL WELLHEAD REPAIR FORM

(FOR REPAIR TECHNICIAN)

Site Address 4255 MacArthur Blvd. OAKLAND, CA Date 3-4-09
 Job Number 090304-EC3 Technician EC Page 1 of 2

Inspection Point (Well ID or description of location)	Well Inspected, Cleaned, Labeled - No Further Corrective Action Required	Replaced Cap	Replaced Lock	Replaced Lid Seal	Check Indicates deficiency										All Repairs Completed	Remaining Deficiencies Logged onto BLAINE Repair Order	Remaining Deficiencies Logged onto Notice of Deficient Condition - BLAINE Unable to Repair		
					Casing	Annular Seal	Tabs / Bolts	Box Structure	Apron	Trip Hazard	Below Grade	Not Secureable by Design (12" diameter or less)	Lid not marked with words "MONITORING WELL"	Other Deficiency				Not Secureable by Design (greater than 12" diameter)	Well Not Inspected (explain in notes)
MW-1																		X	
	Notes: no tag 1/2 tabs broken																		
	Well box type / size: 8" MORRISON Materials used: 1rt, 1b																		
MW-2					X													X	
	Notes:																		
	Well box type / size: 12" Pemco Materials used: 2rt, 2b																		
MW-3				X		X												X	
	Notes:																		
	Well box type / size: 12" EMCO Materials used: ps, 2rt, 2b																		
MW-4				X														X	
	Notes:																		
	Well box type / size: 12" EMCO Materials used: ps, 2rt																		
MW-5						X												X	
	Notes:																		
	Well box type / size: 12" MORRISON Materials used: 2rt, 2b																		
MW-6				X		X												X	
	Notes:																		
	Well box type / size: 12" EMCO Materials used: ps, 2rt, 2b																		
MW-7				X		X												X	
	Notes: no tag																		
	Well box type / size: 12" EMCO Materials used: ps, 2rt, 2b																		

SHELL WELLHEAD REPAIR FORM

(FOR REPAIR TECHNICIAN)

Job Number 090304-EC3

Page 2 of 2

Inspection Point (Well ID or description of location)	Well Inspected, Cleaned, Labeled - No Further Corrective Action Required	Replaced Cap	Replaced Lock	Replaced Lid Seal	Check Indicates deficiency										All Repairs Completed	Remaining Deficiencies Logged onto BLAINE Repair Order	Remaining Deficiencies Logged onto Notice of Deficient Condition - BLAINE Unable to Repair			
					Casing	Annular Seal	Tabs / Bolts	Box Structure	Apron	Trip Hazard	Below Grade	Not Secure by Design (12" diameter or less)	Lid not marked with words "MONITORING WELL"	Other Deficiency				Not Secure by Design (greater than 12" diameter)	Well Not Inspected (explain in notes)	
MW-8				X			X										X			
	Notes: no tag																			
	Well box type / size: 12" EMCO										Materials used: RS, 214, 26									
MW-9				X			X										X			
	Notes: no tag																			
	Well box type / size: 12" EMCO										Materials used: RS, 214, 26									
	Notes:																			
	Well box type / size:										Materials used:									
	Notes:																			
	Well box type / size:										Materials used:									
	Notes:																			
	Well box type / size:										Materials used:									
	Notes:																			
	Well box type / size:										Materials used:									
	Notes:																			
	Well box type / size:										Materials used:									

SHELL WELLHEAD INSPECTION FORM

(FOR SAMPLE TECHNICIAN)

Site Address 4255 MacArthur Blvd., Oakland, CA Date 4/13/09
 Job Number 090413-CM1 Technician CM Page 1 of 1

Well ID	Well Inspected - No Corrective Action Required	Well Box Meets Compliance Requirements *See Below	Water Bailed From Wellbox	Cap Replaced	Lock Replaced	Well Not Inspected (explain in notes)	New Deficiency Identified	Previously Identified Deficiency Persists	Notes
MW-1									1/2 bolts missing, no tag
MW-2	X	X							
MW-3	X	X							
MW-4	X	X							
MW-5	X	X							
MW-6									
MW-7	X								no tag
MW-8	X								no tag
MW-9	X								no tag

*Well box must meet all three criteria to be compliant: 1) WELL IS SECURABLE BY DESIGN (12" or less) 2) WELL IS MARKED WITH THE WORDS "MONITORING WELL" (12" or less) 3) WELL TAG IS PRESENT, SECURE, AND CORRECT

Notes: _____

APPENDIX B

76 SERVICE STATION NO. 1156 -
GROUNDWATER MONITORING DATA AND ANALYTICAL RESULTS

Table 1
CURRENT FLUID LEVELS AND SELECTED ANALYTICAL RESULTS
April 13, 2009
76 Station 1156

Date Sampled	TOC Elevation (feet)	Depth to Water (feet)	LPH Thickness (feet)	Ground-water Elevation (feet)	Change in Elevation (feet)	TPH-G 8015 (Luft) (µg/l)	TPH-G (GC/MS) (µg/l)	Benzene (µg/l)	Toluene (µg/l)	Ethyl-benzene (µg/l)	Total Xylenes (µg/l)	MTBE (8021B) (µg/l)	MTBE (8260B) (µg/l)	Comments	
MW-1				(Screen Interval in feet: 5.0-25.0)											
04/13/09	177.54	5.11	0.00	172.43	1.50	5400	--	300	640	300	940	--	150		
MW-2				(Screen Interval in feet: 5.0-25.0)											
04/13/09	173.50	3.73	0.00	169.77	1.30	940	--	7.1	ND<0.30	ND<0.30	ND<0.60	--	990		
MW-3				(Screen Interval in feet: 5.0-25.0)											
04/13/09	178.13	6.28	0.00	171.85	1.40	3600	--	110	150	180	510	--	120		
MW-4				(Screen Interval in feet: 5.0-25.0)											
04/13/09	178.96	4.74	0.00	174.22	2.01	290	--	17	2.1	4.4	12	--	88		
MW-5				(Screen Interval in feet: 5.0-25.0)											
04/13/09	169.18	1.81	0.00	167.37	0.64	190	--	ND<0.30	ND<0.30	ND<0.30	ND<0.60	--	190		
MW-6				(Screen Interval in feet: 5.0-25.0)											
04/13/09	169.04	1.81	0.00	167.23	0.54	ND<50	--	ND<0.30	ND<0.30	ND<0.30	ND<0.60	--	0.72		
MW-7				(Screen Interval in feet: 5.0-25.0)											
04/13/09	171.64	6.83	0.00	164.81	0.43	1100	--	0.46	0.30	ND<0.30	ND<0.60	--	1200		
MW-8				(Screen Interval in feet: 15.0-25.0)											
04/13/09	167.97	0.08	0.00	167.89	1.51	ND<50	--	ND<0.30	ND<0.30	ND<0.30	ND<0.60	--	ND<0.50		

Table 1 a
ADDITIONAL CURRENT ANALYTICAL RESULTS
76 Station 1156

Date Sampled	TPH-D (µg/l)	TBA (µg/l)	Ethanol (8260B) (µg/l)	Ethylene- dibromide (EDB) (µg/l)	1,2-DCA (EDC) (µg/l)	DIPE (µg/l)	ETBE (µg/l)	TAME (µg/l)	Carbon (organic, total) (mg/l)	Chromium VI (µg/l)	Chromium (total) (µg/l)	Iron Ferrous (µg/l)
MW-1												
04/13/09	4800	280	ND<1200	ND<2.5	ND<2.5	ND<2.5	ND<2.5	ND<2.5	26	ND<2.0	ND<3.0	280
MW-2												
04/13/09	ND<50	5500	ND<2500	ND<5.0	ND<5.0	ND<5.0	ND<5.0	ND<5.0	4.4	ND<2.0	9.3	740
MW-3												
04/13/09	150	ND<10	ND<250	ND<0.50	1.0	ND<0.50	ND<0.50	ND<0.50	3.0	ND<2.0	14	1800
MW-4												
04/13/09	110	39	ND<250	ND<0.50	1.4	ND<0.50	ND<0.50	ND<0.50	1.9	ND<2.0	8.1	1500
MW-5												
04/13/09	ND<50	ND<10	ND<250	ND<0.50	1.2	ND<0.50	ND<0.50	ND<0.50	1.4	ND<2.0	19	ND<500
MW-6												
04/13/09	ND<50	ND<10	ND<250	ND<0.50	ND<0.50	ND<0.50	ND<0.50	ND<0.50	1.4	ND<2.0	32	ND<500
MW-7												
04/13/09	ND<50	420	ND<5000	ND<10	ND<10	ND<10	ND<10	ND<10	2.3	ND<2.0	100	3200
MW-8												
04/13/09	ND<50	ND<10	ND<250	ND<0.50	ND<0.50	ND<0.50	ND<0.50	ND<0.50	0.48	ND<2.0	3.3	130

Table 1 b
ADDITIONAL CURRENT ANALYTICAL RESULTS
76 Station 1156

Date Sampled	Manganese (dissolved) (µg/l)	Manganese (total) (µg/l)	Molybdenum (total) (µg/l)	Molybdenum (dissolved) (µg/l)	Selenium (total) (µg/l)	Selenium (dissolved) (µg/l)	Vanadium (total) (µg/l)	Vanadium (dissolved) (µg/l)	Bromate (µg/l)	Bromide (mg/l)	Chloride (mg/l)	Nitrogen as Nitrate (mg/l)
MW-1 04/13/09	160	200	8.6	7.5	ND<2.0	ND<2.0	ND<3.0	ND<3.0	ND<25	0.77	23	ND<0.44
MW-2 04/13/09	110	230	1.1	ND<1.0	ND<2.0	ND<2.0	31	12	ND<25	0.40	25	0.85
MW-3 04/13/09	2800	2500	4.7	3.7	ND<2.0	ND<2.0	22	ND<3.0	ND<25	0.41	30	2.9
MW-4 04/13/09	2000	3500	7.2	6.4	ND<2.0	ND<2.0	13	3.4	ND<25	0.40	37	4.4
MW-5 04/13/09	1.4	650	1.2	1.5	ND<2.0	ND<2.0	59	6.1	ND<25	0.71	68	5.7
MW-6 04/13/09	14	530	2.6	2.9	ND<2.0	ND<2.0	80	5.2	ND<25	0.58	72	8.9
MW-7 04/13/09	960	2300	1.1	1.3	ND<2.0	ND<2.0	190	5.6	ND<25	0.50	37	ND<0.44
MW-8 04/13/09	ND<1.0	47	1.2	1.2	ND<2.0	ND<2.0	12	4.5	ND<25	ND<0.10	81	19

Table 1 c
ADDITIONAL CURRENT ANALYTICAL RESULTS
76 Station 1156

Date Sampled	Sulfate (mg/l)	Alkalinity (total) (mg/l)	Specific Conductance (µmhos)	Post-purge Dissolved Oxygen (mg/l)	Pre-purge Dissolved Oxygen (mg/l)	Pre-purge ORP (mV)	Post-purge ORP (mV)
MW-1 04/13/09	ND<1.0	390	750	--	0.75	-102	--
MW-2 04/13/09	14	350	688	0.49	0.65	-27	-15
MW-3 04/13/09	16	360	681	0.38	0.64	-89	-82
MW-4 04/13/09	23	320	704	1.35	0.51	-67	-46
MW-5 04/13/09	26	350	860	0.95	1.80	-21	-12
MW-6 04/13/09	37	280	754	0.54	0.80	-40	-32
MW-7 04/13/09	9.3	430	848	1.27	0.80	-21	-13
MW-8 04/13/09	40	210	690	1.11	2.56	-70	-48

Table 2
HISTORIC FLUID LEVELS AND SELECTED ANALYTICAL RESULTS
July 1999 Through April 2009
76 Station 1156

Date Sampled	TOC Elevation (feet)	Depth to Water (feet)	LPH Thickness (feet)	Ground- water Elevation (feet)	Change in Elevation (feet)	TPH-G 8015 (Luft) (µg/l)	TPH-G (GC/MS) (µg/l)	Benzene (µg/l)	Toluene (µg/l)	Ethyl- benzene (µg/l)	Total Xylenes (µg/l)	MTBE (8021B) (µg/l)	MTBE (8260B) (µg/l)	Comments	
MW-1			(Screen Interval in feet: 5.0-25.0)												
07/20/99	174.86	7.50	0.00	167.36	--	120000	--	11000	27000	3300	18000	ND	--		
09/28/99	174.86	8.75	0.00	166.11	-1.25	6020	--	1030	1040	68.5	412	321	333		
01/07/00	174.86	9.05	0.02	165.82	-0.29	72700	--	7410	13900	2070	9620	ND	--	GWE corrected	
03/31/00	174.86	7.18	0.00	167.68	1.86	92000	--	10000	23000	3200	14000	ND	--		
07/14/00	174.86	7.68	0.00	167.18	-0.50	108000	--	8250	18700	3750	17800	ND	--		
10/03/00	174.86	7.99	0.00	166.87	-0.31	96000	--	8760	20000	3350	15600	ND	--		
01/03/01	174.86	9.18	0.00	165.68	-1.19	37000	--	5800	13000	1700	8100	2200	--		
04/04/01	174.86	8.05	0.00	166.81	1.13	86900	--	7780	18500	2470	11800	ND	481		
07/17/01	174.86	7.01	0.00	167.85	1.04	79000	--	5600	11000	2800	12000	ND	230		
10/03/01	177.54	7.89	0.00	169.65	1.80	99000	--	8200	18000	3000	16000	ND<2500	--		
10/05/01	177.54	7.91	0.00	169.63	-0.02	--	--	--	--	--	--	--	--		
01/28/02	177.54	5.98	0.00	171.56	1.93	110000	--	8900	19000	2600	12000	3000	440		
04/25/02	177.54	6.19	0.00	171.35	-0.21	93000	--	8100	18000	3000	15000	810	670		
07/18/02	177.54	6.99	0.00	170.55	-0.80	69000	--	5400	10000	2100	10000	ND<500	620		
10/07/02	177.54	7.73	0.00	169.81	-0.74	82000	--	9200	20000	2600	13000	1300	760		
01/06/03	177.54	5.48	0.00	172.06	2.25	82000	--	6500	18000	2700	11000	ND<1000	790		
04/07/03	177.54	6.30	0.00	171.24	-0.82	74000	--	7000	15000	2400	11000	1000	800		
07/07/03	177.54	6.47	0.00	171.07	-0.17	60000	--	6400	11000	2600	11000	600	530		
10/09/03	177.54	7.85	0.00	169.69	-1.38	91000	81000	8100	17000	3200	14000	--	660	Sampled for TPH-G by 8015M on 11/14/03.	
01/14/04	177.54	6.69	0.00	170.85	1.16	98000	--	8000	21000	2600	15000	ND<1300	ND<800		
04/28/04	177.54	6.43	0.00	171.11	0.26	93000	--	9000	20000	1300	10000	1400	560		
07/12/04	177.54	7.44	0.00	170.10	-1.01	57000	--	6900	7200	1600	580	490	440		

Table 2
HISTORIC FLUID LEVELS AND SELECTED ANALYTICAL RESULTS
July 1999 Through April 2009
76 Station 1156

Date Sampled	TOC Elevation (feet)	Depth to Water (feet)	LPH Thickness (feet)	Ground-water Elevation (feet)	Change in Elevation (feet)	TPH-G 8015 (Luft) (µg/l)	TPH-G (GC/MS) (µg/l)	Benzene (µg/l)	Toluene (µg/l)	Ethyl-benzene (µg/l)	Total Xylenes (µg/l)	MTBE (8021B) (µg/l)	MTBE (8260B) (µg/l)	Comments
MW-1 continued														
10/25/04	177.54	7.54	0.00	170.00	-0.10	66000	--	7300	19000	2700	14000	ND<1300	330	
01/17/05	177.54	5.79	0.00	171.75	1.75	86000	--	8600	21000	3200	15000	ND<1300	570	
04/06/05	177.54	4.93	0.00	172.61	0.86	85000	--	8400	20000	3200	16000	ND<1300	580	
07/08/05	177.54	5.35	0.00	172.19	-0.42	69000	--	7100	17000	2700	14000	ND<1300	290	
10/07/05	177.54	5.96	0.00	171.58	-0.61	68000	--	5900	8300	1800	8300	330	250	
01/27/06	177.54	5.08	0.00	172.46	0.88	94000	--	7400	19000	3700	14000	450	360	
04/28/06	177.54	4.85	0.00	172.69	0.23	74000	--	6400	13000	2300	10000	460	280	
07/28/06	177.54	5.32	0.00	172.22	-0.47	74000	--	6600	12000	3100	13000	330	220	
10/27/06	177.54	6.13	0.00	171.41	-0.81	100000	--	8300	20000	3600	16000	280	250	
01/10/07	177.54	5.47	0.00	172.07	0.66	84000	--	7100	15000	2600	13000	350	260	
04/13/07	177.54	5.60	0.00	171.94	-0.13	27000	--	5600	840	2300	3200	270	220	
07/19/07	177.54	5.69	0.00	171.85	-0.09	83000	--	6000	15000	2600	13000	1000	200	
10/08/07	177.54	--	--	--	--	--	--	--	--	--	--	--	--	Gate locked; no key available
01/09/08	177.54	5.15	0.00	172.39	--	40000	--	6000	4800	2600	5100	840	170	Gauged on 1/18/08
04/04/08	177.54	5.25	0.00	172.29	-0.10	71000	--	6800	12000	3300	13000	--	160	
07/03/08	177.54	6.00	0.00	171.54	-0.75	92000	--	7000	16000	3500	15000	--	110	
10/03/08	177.54	7.16	0.00	170.38	-1.16	69000	--	7200	18000	3500	14000	--	180	
01/22/09	177.54	6.61	0.00	170.93	0.55	45000	--	410	720	2400	9600	--	160	
04/13/09	177.54	5.11	0.00	172.43	1.50	5400	--	300	640	300	940	--	150	
MW-2 (Screen Interval in feet: 5.0-25.0)														
07/20/99	173.01	5.40	--	167.61	--	ND	--	ND	ND	ND	ND	4500	11000	
09/28/99	173.01	5.60	0.00	167.41	-0.20	1390	--	124	ND	62.9	43.1	5280	6150	
01/07/00	173.01	5.92	0.00	167.09	-0.32	1450	--	99	ND	23.8	16	33100	--	

Table 2
HISTORIC FLUID LEVELS AND SELECTED ANALYTICAL RESULTS
July 1999 Through April 2009
76 Station 1156

Date Sampled	TOC Elevation (feet)	Depth to Water (feet)	LPH Thickness (feet)	Ground-water Elevation (feet)	Change in Elevation (feet)	TPH-G 8015 (Luft) (µg/l)	TPH-G (GC/MS) (µg/l)	Benzene (µg/l)	Toluene (µg/l)	Ethyl-benzene (µg/l)	Total Xylenes (µg/l)	MTBE (8021B) (µg/l)	MTBE (8260B) (µg/l)	Comments
MW-2 continued														
03/31/00	173.01	5.23	0.00	167.78	0.69	ND	--	42	ND	ND	ND	17000	--	
07/14/00	173.01	5.52	0.00	167.49	-0.29	ND	--	44.7	ND	ND	ND	66500	--	
10/03/00	173.01	6.04	0.00	166.97	-0.52	ND	--	56.7	ND	ND	ND	57500	--	
01/03/01	173.01	6.42	0.00	166.59	-0.38	ND	--	ND	ND	ND	ND	49000	--	
04/04/01	173.01	6.14	0.00	166.87	0.28	ND	--	ND	ND	ND	ND	38700	37800	
07/17/01	173.01	5.30	0.00	167.71	0.84	ND	--	ND	ND	ND	ND	65000	56000	
10/03/01	173.50	7.38	0.00	166.12	-1.59	ND<250	--	2.7	ND<2.5	ND<2.5	ND<2.5	14000	18000	
01/28/02	173.50	5.68	0.00	167.82	1.70	ND<250	--	2.5	4.4	2.8	7.4	11000	10000	
04/25/02	173.50	5.82	0.00	167.68	-0.14	ND<50	--	ND<0.50	ND<0.50	ND<0.50	ND<0.50	8400	8100	
07/18/02	173.50	6.90	0.00	166.60	-1.08	ND<500	--	ND<5.0	ND<5.0	ND<5.0	ND<5.0	4300	8800	
10/07/02	173.50	7.54	0.00	165.96	-0.64	4300	--	ND<10	27	21	75	7100	5900	
01/06/03	173.50	6.79	0.00	166.71	0.75	5900	--	ND<5.0	ND<5.0	ND<5.0	ND<5.0	31000	35000	
04/07/03	173.50	6.49	0.00	167.01	0.30	1500	--	ND<10	14	11	38	2000	1500	
07/07/03	173.50	6.72	0.00	166.78	-0.23	ND<2500	--	ND<25	ND<25	ND<25	ND<25	5500	8300	
10/09/03	173.50	7.16	0.00	166.34	-0.44	3500	ND<5000	ND<50	ND<50	ND<50	ND<100	--	8500	Sampled for TPH-G by 8015M on 11/14/03.
01/14/04	173.50	5.53	0.00	167.97	1.63	3200	--	ND<25	ND<25	ND<25	ND<25	2600	3200	
04/28/04	173.50	5.21	0.00	168.29	0.32	22000	--	ND<3	9.2	ND<3	ND<6	35000	22000	
07/12/04	173.50	5.83	0.00	167.67	-0.62	1700	--	3.8	18	2.6	16	3000	3000	
10/25/04	173.50	6.89	0.00	166.61	-1.06	3400	--	ND<25	ND<25	ND<25	ND<25	1800	1600	
01/17/05	173.50	5.70	0.00	167.80	1.19	1700	--	ND<10	ND<10	ND<10	ND<10	1600	1500	
04/06/05	173.50	4.50	0.00	169.00	1.20	3000	--	ND<20	ND<20	ND<20	ND<20	2500	3200	
07/08/05	173.50	4.69	0.00	168.81	-0.19	ND<2000	--	ND<20	ND<20	ND<20	ND<20	2900	3100	

Table 2
HISTORIC FLUID LEVELS AND SELECTED ANALYTICAL RESULTS
July 1999 Through April 2009
76 Station 1156

Date Sampled	TOC Elevation (feet)	Depth to Water (feet)	LPH Thickness (feet)	Ground-water Elevation (feet)	Change in Elevation (feet)	TPH-G 8015 (Luft) (µg/l)	TPH-G (GC/MS) (µg/l)	Benzene (µg/l)	Toluene (µg/l)	Ethyl-benzene (µg/l)	Total Xylenes (µg/l)	MTBE (8021B) (µg/l)	MTBE (8260B) (µg/l)	Comments
MW-2 continued														
10/07/05	173.50	4.61	0.00	168.89	0.08	7500	--	6.7	6.6	ND<3.0	ND<6.0	5900	5200	
01/27/06	173.50	4.10	0.00	169.40	0.51	2500	--	1.0	2.6	ND<0.30	ND<0.60	2600	2800	
04/28/06	173.50	3.75	0.00	169.75	0.35	3100	--	9.4	3.6	0.94	3.4	3700	3600	
07/28/06	173.50	4.34	0.00	169.16	-0.59	3000	--	2.0	ND<1.5	ND<1.5	ND<3.0	3000	2900	
10/27/06	173.50	5.62	0.00	167.88	-1.28	1800	--	1.5	ND<1.5	ND<1.5	ND<3.0	1600	1300	
01/10/07	173.50	4.02	0.00	169.48	-1.60	2100	--	1.1	ND<0.60	ND<0.60	ND<1.2	2300	2000	
04/13/07	173.50	4.03	0.00	169.47	-0.01	3300	--	12	1.6	0.46	1.1	3600	3200	
07/19/07	173.50	4.41	0.00	169.09	-0.38	2500	--	21	0.64	5.1	1.5	2000	2000	
10/08/07	173.50	4.93	0.00	168.57	-0.52	3400	--	38	1.6	13	2.1	5000	4000	
01/09/08	173.50	3.03	0.00	170.47	1.90	1700	--	6.2	2.5	0.61	0.91	2100	2200	
04/04/08	173.50	3.52	0.00	169.98	-0.49	1400	--	15	2.1	0.76	ND<0.60	--	2100	
07/03/08	173.50	4.70	0.00	168.80	-1.18	1100	--	14	1.1	2.0	1.2	--	1400	
10/03/08	173.50	5.57	0.00	167.93	-0.87	740	--	14	ND<0.30	4.5	6.9	--	750	
01/22/09	173.50	5.03	0.00	168.47	0.54	640	--	4.6	ND<0.30	ND<0.30	ND<0.60	--	850	
04/13/09	173.50	3.73	0.00	169.77	1.30	940	--	7.1	ND<0.30	ND<0.30	ND<0.60	--	990	
MW-3 (Screen Interval in feet: 5.0-25.0)														
07/20/99	178.44	8.50	--	169.94	--	1000	--	76	52	79	76	330	--	
09/28/99	178.44	8.31	0.00	170.13	0.19	1860	--	174	95.4	71.8	135	443	288	
01/07/00	178.44	8.56	0.00	169.88	-0.25	28400	--	2450	3090	1560	3910	1940	--	
03/31/00	178.44	8.42	0.00	170.02	0.14	26000	--	1300	2900	2600	3500	2800	--	
07/14/00	178.44	8.61	0.00	169.83	-0.19	24500	--	1850	2630	2750	3900	548	--	
10/03/00	178.44	9.14	0.00	169.30	-0.53	22000	--	1910	2020	2400	2680	965	--	
01/03/01	178.44	9.06	0.00	169.38	0.08	14000	--	1600	1100	2300	1400	3300	--	

Gauged on 1/18/08

Table 2
HISTORIC FLUID LEVELS AND SELECTED ANALYTICAL RESULTS
July 1999 Through April 2009
76 Station 1156

Date Sampled	TOC Elevation (feet)	Depth to Water (feet)	LPH Thickness (feet)	Ground-water Elevation (feet)	Change in Elevation (feet)	TPH-G 8015 (Luft) (µg/l)	TPH-G (GC/MS) (µg/l)	Benzene (µg/l)	Toluene (µg/l)	Ethyl-benzene (µg/l)	Total Xylenes (µg/l)	MTBE (8021B) (µg/l)	MTBE (8260B) (µg/l)	Comments
MW-3 continued														
04/04/01	178.44	8.98	0.00	169.46	0.08	19600	--	1150	1470	2100	1820	1050	450	
07/17/01	178.44	7.46	0.00	170.98	1.52	26000	--	1500	2100	2100	3400	ND	350	
10/03/01	178.13	9.81	0.00	168.32	-2.66	22000	--	830	1900	1700	3000	ND<1000	--	
01/28/02	178.13	7.39	0.00	170.74	2.42	30000	--	880	2600	1800	4300	3200	210	
04/25/02	178.13	7.86	0.00	170.27	-0.47	18000	--	500	2000	1300	3800	500	260	
07/18/02	178.13	8.83	0.00	169.30	-0.97	37000	--	1800	3800	2200	8000	ND<250	270	
10/07/02	178.13	9.71	0.00	168.42	-0.88	26000	--	600	2000	1800	6400	ND<120	ND<200	
01/06/03	178.13	7.40	0.00	170.73	2.31	27000	--	800	2100	2000	6400	440	110	
04/07/03	178.13	8.17	0.00	169.96	-0.77	28000	--	660	2200	1900	6300	440	100	
07/07/03	178.13	8.35	0.00	169.78	-0.18	33000	--	1200	2500	2700	8300	280	100	
10/09/03	178.13	9.39	0.00	168.74	-1.04	3800	6000	120	260	390	1200	--	190	Sampled for TPH-G by 8015M on 11/14/03.
01/14/04	178.13	6.86	0.00	171.27	2.53	5100	--	120	240	310	720	190	230	
04/28/04	178.13	6.63	0.00	171.50	0.23	7300	--	250	440	580	1300	740	240	
07/12/04	178.13	7.41	0.00	170.72	-0.78	5500	--	350	310	120	350	180	100	
10/25/04	178.13	8.81	0.00	169.32	-1.40	3300	--	96	140	270	490	94	260	
01/17/05	178.13	6.37	0.00	171.76	2.44	3400	--	150	270	360	750	55	200	
04/06/05	178.13	4.69	0.00	173.44	1.68	14000	--	420	1300	1000	3100	ND<250	200	
07/08/05	178.13	5.23	0.00	172.90	-0.54	5000	--	180	290	500	800	ND<250	150	
10/07/05	178.13	6.35	0.00	171.78	-1.12	6800	--	270	120	ND<0.30	210	260	180	
01/27/06	178.13	5.24	0.00	172.89	1.11	3200	--	120	140	270	460	280	250	
04/28/06	178.13	5.01	0.00	173.12	0.23	4500	--	130	250	380	670	230	180	
07/28/06	178.13	6.21	0.00	171.92	-1.20	4700	--	160	240	510	730	250	150	

Table 2
HISTORIC FLUID LEVELS AND SELECTED ANALYTICAL RESULTS
July 1999 Through April 2009
76 Station 1156

Date Sampled	TOC Elevation (feet)	Depth to Water (feet)	LPH Thickness (feet)	Ground-water Elevation (feet)	Change in Elevation (feet)	TPH-G 8015 (Luft) (µg/l)	TPH-G (GC/MS) (µg/l)	Benzene (µg/l)	Toluene (µg/l)	Ethyl-benzene (µg/l)	Total Xylenes (µg/l)	MTBE (8021B) (µg/l)	MTBE (8260B) (µg/l)	Comments
MW-3 continued														
10/27/06	178.13	6.93	0.00	171.20	-0.72	3700	--	150	160	460	530	250	140	
01/10/07	178.13	5.93	0.00	172.20	1.00	4800	--	180	160	550	600	230	150	
04/13/07	178.13	6.10	0.00	172.03	-0.17	5100	--	180	240	550	710	230	160	
07/19/07	178.13	6.51	0.00	171.62	-0.41	2000	--	110	64	220	190	190	180	
10/08/07	178.13	7.05	0.00	171.08	-0.54	2100	--	72	65	180	290	180	120	
01/09/08	178.13	3.65	0.00	174.48	3.40	4200	--	200	160	510	580	290	120	Gauged on 1/18/08
04/04/08	178.13	5.69	0.00	172.44	-2.04	7500	--	270	390	810	1200	--	120	
07/03/08	178.13	7.28	0.00	170.85	-1.59	2300	--	99	66	210	220	--	190	
10/03/08	178.13	8.40	0.00	169.73	-1.12	12000	--	740	620	1500	2700	--	71	
01/22/09	178.13	7.68	0.00	170.45	0.72	2000	--	120	79	290	290	--	130	
04/13/09	178.13	6.28	0.00	171.85	1.40	3600	--	110	150	180	510	--	120	
MW-4 (Screen Interval in feet: 5.0-25.0)														
07/20/99	179.10	7.40	--	171.70	--	69	--	2.7	0.77	ND	7.1	100	--	
09/28/99	179.10	7.19	0.00	171.91	0.21	4050	--	1250	72	51.3	133	416	459	
01/07/00	179.10	8.98	0.00	170.12	-1.79	7010	--	2260	167	271	276	764	--	
03/31/00	179.10	7.26	0.00	171.84	1.72	5500	--	1800	230	330	400	1000	--	
07/14/00	179.10	7.67	0.00	171.43	-0.41	7940	--	2810	332	450	247	1530	--	
10/03/00	179.10	8.12	0.00	170.98	-0.45	11400	--	3110	437	519	816	1040	--	
01/03/01	179.10	9.10	0.00	170.00	-0.98	8600	--	2500	340	480	960	850	--	
04/04/01	179.10	8.63	0.00	170.47	0.47	9950	--	2380	126	416	725	1140	819	
07/17/01	179.10	6.49	0.00	172.61	2.14	10000	--	2300	110	410	800	1200	900	
10/03/01	178.96	7.01	0.00	171.95	-0.66	7800	--	2100	85	380	390	580	820	
01/28/02	178.96	6.21	0.00	172.75	0.80	12000	--	2100	130	350	670	1100	500	

Table 2
HISTORIC FLUID LEVELS AND SELECTED ANALYTICAL RESULTS
July 1999 Through April 2009
76 Station 1156

Date Sampled	TOC Elevation (feet)	Depth to Water (feet)	LPH Thickness (feet)	Ground-water Elevation (feet)	Change in Elevation (feet)	TPH-G 8015 (Luft) (µg/l)	TPH-G (GC/MS) (µg/l)	Benzene (µg/l)	Toluene (µg/l)	Ethyl-benzene (µg/l)	Total Xylenes (µg/l)	MTBE (8021B) (µg/l)	MTBE (8260B) (µg/l)	Comments
MW-4 continued														
04/25/02	178.96	5.49	0.00	173.47	0.72	3300	--	1300	42	270	250	680	600	
07/18/02	178.96	8.28	0.00	170.68	-2.79	4800	--	1300	71	290	220	530	760	
10/07/02	178.96	7.49	0.00	171.47	0.79	5100	--	1400	110	330	380	650	540	
01/06/03	178.96	6.36	0.00	172.60	1.13	5600	--	1100	57	260	320	370	520	
04/07/03	178.96	6.24	0.00	172.72	0.12	5100	--	1100	55	190	370	550	420	
07/07/03	178.96	6.43	0.00	172.53	-0.19	3000	--	920	28	170	330	480	450	
10/09/03	178.96	7.97	0.00	170.99	-1.54	530	700	100	2.2	5.4	14	--	270	Sampled for TPH-G by 8015M on 11/14/03.
01/14/04	178.96	6.30	0.00	172.66	1.67	530	--	88	4.1	9.9	11	150	180	
04/28/04	178.96	5.68	0.00	173.28	0.62	1200	--	200	5.3	21	13	490	310	
07/12/04	178.96	6.48	0.00	172.48	-0.80	3600	--	1000	14	260	72	710	470	
10/25/04	178.96	6.85	0.00	172.11	-0.37	490	--	34	ND<2.5	ND<2.5	ND<2.5	200	170	
01/17/05	178.96	4.56	0.00	174.40	2.29	620	--	100	2.6	15	8.0	240	200	
04/06/05	178.96	2.90	0.00	176.06	1.66	630	--	81	9.6	16	41	ND<25	26	
07/08/05	178.96	3.74	0.00	175.22	-0.84	980	--	170	24	44	140	ND<25	64	
10/07/05	178.96	4.24	0.00	174.72	-0.50	4900	--	1100	11	110	110	370	310	
01/27/06	178.96	3.65	0.00	175.31	0.59	2800	--	580	20	130	230	320	240	
04/28/06	178.96	3.94	0.00	175.02	-0.29	710	--	110	2.4	21	22	140	140	
07/28/06	178.96	4.63	0.00	174.33	-0.69	550	--	120	2.1	12	19	170	150	
10/27/06	178.96	5.19	0.00	173.77	-0.56	260	--	37	2.0	1.9	6.7	130	130	
01/10/07	178.96	4.82	0.00	174.14	0.37	270	--	29	0.72	1.8	2.7	160	150	
04/13/07	178.96	4.25	0.00	174.71	0.57	390	--	53	1.2	3.1	4.1	210	160	
07/19/07	178.96	5.35	0.00	173.61	-1.10	210	--	8.0	1.0	1.4	4.5	120	130	

Table 2
HISTORIC FLUID LEVELS AND SELECTED ANALYTICAL RESULTS
July 1999 Through April 2009
76 Station 1156

Date Sampled	TOC Elevation (feet)	Depth to Water (feet)	LPH Thickness (feet)	Ground-water Elevation (feet)	Change in Elevation (feet)	TPH-G 8015 (Luft) (µg/l)	TPH-G (GC/MS) (µg/l)	Benzene (µg/l)	Toluene (µg/l)	Ethyl-benzene (µg/l)	Total Xylenes (µg/l)	MTBE (8021B) (µg/l)	MTBE (8260B) (µg/l)	Comments
MW-4 continued														
10/08/07	178.96	5.48	0.00	173.48	-0.13	290	--	17	2.3	3.8	14	160	150	
01/09/08	178.96	3.40	0.00	175.56	2.08	770	--	190	5.9	21	40	210	220	Gauged on 1/18/08
04/04/08	178.96	4.20	0.00	174.76	-0.80	180	--	11	2.0	0.67	2.9	--	110	
07/03/08	178.96	5.89	0.00	173.07	-1.69	140	--	4.5	1.3	ND<0.30	ND<0.60	--	100	
10/03/08	178.96	7.34	0.00	171.62	-1.45	430	--	29	3.4	9.6	20	--	100	
01/22/09	178.96	6.75	0.00	172.21	0.59	190	--	25	1.7	0.87	1.5	--	96	
04/13/09	178.96	4.74	0.00	174.22	2.01	290	--	17	2.1	4.4	12	--	88	
MW-5 (Screen Interval in feet: 5.0-25.0)														
10/03/01	169.18	2.81	0.00	166.37	--	ND<50	--	ND<0.50	ND<0.50	ND<0.50	ND<0.50	1800	2100	
01/28/02	169.18	1.88	0.00	167.30	0.93	ND<50	--	ND<0.50	ND<0.50	ND<0.50	ND<0.50	650	550	
04/25/02	169.18	1.99	0.00	167.19	-0.11	ND<50	--	ND<0.50	ND<0.50	ND<0.50	ND<0.50	2200	2400	
07/18/02	169.18	2.49	0.00	166.69	-0.50	ND<50	--	ND<0.50	ND<0.50	ND<0.50	ND<0.50	530	690	
10/07/02	169.18	2.80	0.00	166.38	-0.31	140	--	ND<0.50	ND<0.50	ND<0.50	ND<0.50	300	330	
01/06/03	169.18	1.86	0.00	167.32	0.94	120	--	ND<0.50	ND<0.50	ND<0.50	ND<0.50	410	350	
04/07/03	169.18	2.15	0.00	167.03	-0.29	220	--	0.53	ND<0.50	ND<0.50	ND<0.50	450	420	
07/07/03	169.18	2.26	0.00	166.92	-0.11	120	--	ND<1.2	ND<1.2	ND<1.2	ND<1.2	220	200	
10/09/03	169.18	2.72	0.00	166.46	-0.46	560	210	ND<1.0	ND<1.0	ND<1.0	ND<2.0	--	290	Sampled for TPH-G by 8015M on 11/14/03.
01/14/04	169.18	2.00	0.00	167.18	0.72	560	--	ND<2.5	ND<2.5	ND<2.5	ND<2.5	670	760	
04/28/04	169.18	2.01	0.00	167.17	-0.01	760	--	ND<0.3	1.8	ND<0.3	ND<0.6	1200	790	
07/12/04	169.18	2.56	0.00	166.62	-0.55	96	--	1.8	3.3	0.54	3.6	2.8	ND<0.5	
10/25/04	169.18	2.43	0.00	166.75	0.13	1100	--	ND<5.0	ND<5.0	ND<5.0	ND<5.0	780	1100	
01/17/05	169.18	1.49	0.00	167.69	0.94	720	--	ND<5.0	ND<5.0	ND<5.0	ND<5.0	530	550	

Table 2
HISTORIC FLUID LEVELS AND SELECTED ANALYTICAL RESULTS
July 1999 Through April 2009
76 Station 1156

Date Sampled	TOC Elevation (feet)	Depth to Water (feet)	LPH Thickness (feet)	Ground-water Elevation (feet)	Change in Elevation (feet)	TPH-G 8015 (Luft) (µg/l)	TPH-G (GC/MS) (µg/l)	Benzene (µg/l)	Toluene (µg/l)	Ethyl-benzene (µg/l)	Total Xylenes (µg/l)	MTBE (8021B) (µg/l)	MTBE (8260B) (µg/l)	Comments
MW-5 continued														
04/06/05	169.18	0.95	0.00	168.23	0.54	830	--	ND<5.0	ND<5.0	ND<5.0	ND<5.0	600	760	
07/08/05	169.18	1.49	0.00	167.69	-0.54	ND<500	--	ND<5.0	ND<5.0	ND<5.0	ND<5.0	570	630	
10/07/05	169.18	1.92	0.00	167.26	-0.43	540	--	ND<0.30	ND<0.30	ND<0.30	ND<0.60	530	490	
01/27/06	169.18	2.03	0.00	167.15	-0.11	490	--	ND<0.30	ND<0.30	ND<0.30	ND<0.60	580	610	
04/28/06	169.18	1.02	0.00	168.16	1.01	430	--	ND<0.30	ND<0.30	ND<0.30	ND<0.60	590	520	
07/28/06	169.18	1.57	0.00	167.61	-0.55	480	--	0.34	ND<0.30	ND<0.30	ND<0.60	440	420	
10/27/06	169.18	2.20	0.00	166.98	-0.63	420	--	0.34	ND<0.30	ND<0.30	ND<0.60	460	390	
01/10/07	169.18	1.57	0.00	167.61	0.63	390	--	ND<0.30	ND<0.30	ND<0.30	ND<0.60	430	420	
04/13/07	169.18	1.89	0.00	167.29	-0.32	170	--	3.8	5.9	1.5	3.8	160	120	
07/19/07	169.18	1.92	0.00	167.26	-0.03	ND<50	--	ND<0.30	ND<0.30	ND<0.30	ND<0.60	19	23	
10/08/07	169.18	2.28	0.00	166.90	-0.36	200	--	ND<0.30	ND<0.30	ND<0.30	ND<0.60	310	280	
01/09/08	169.18	1.09	0.00	168.09	1.19	150	--	ND<0.30	ND<0.30	ND<0.30	ND<0.60	170	170	Gauged on 1/18/08
04/04/08	169.18	1.72	0.00	167.46	-0.63	210	--	ND<0.30	ND<0.30	ND<0.30	ND<0.60	--	260	
07/03/08	169.18	2.27	0.00	166.91	-0.55	260	--	ND<0.30	ND<0.30	ND<0.30	ND<0.60	--	360	
10/03/08	169.18	2.80	0.00	166.38	-0.53	200	--	ND<0.30	ND<0.30	ND<0.30	ND<0.60	--	240	
01/22/09	169.18	2.45	0.00	166.73	0.35	130	--	ND<0.30	ND<0.30	ND<0.30	ND<0.60	--	170	
04/13/09	169.18	1.81	0.00	167.37	0.64	190	--	ND<0.30	ND<0.30	ND<0.30	ND<0.60	--	190	
MW-6 (Screen Interval in feet: 5.0-25.0)														
10/03/01	169.04	2.87	0.00	166.17	--	ND<50	--	ND<0.50	ND<0.50	ND<0.50	ND<0.50	200	270	
01/28/02	169.04	1.82	0.00	167.22	1.05	ND<50	--	ND<0.50	ND<0.50	ND<0.50	ND<0.50	ND<2.5	--	
04/25/02	169.04	2.01	0.00	167.03	-0.19	ND<50	--	ND<0.50	ND<0.50	ND<0.50	ND<0.50	ND<2.5	--	
07/18/02	169.04	2.44	0.00	166.60	-0.43	ND<50	--	ND<0.50	ND<0.50	ND<0.50	ND<0.50	ND<2.5	ND<2.0	
10/07/02	169.04	2.72	0.00	166.32	-0.28	ND<50	--	ND<0.50	ND<0.50	ND<0.50	ND<0.50	ND<2.5	ND<2.0	

Table 2
HISTORIC FLUID LEVELS AND SELECTED ANALYTICAL RESULTS
July 1999 Through April 2009
76 Station 1156

Date Sampled	TOC Elevation (feet)	Depth to Water (feet)	LPH Thickness (feet)	Ground-water Elevation (feet)	Change in Elevation (feet)	TPH-G 8015 (µg/l)	TPH-G (GC/MS) (µg/l)	Benzene (µg/l)	Toluene (µg/l)	Ethyl-benzene (µg/l)	Total Xylenes (µg/l)	MTBE (8021B) (µg/l)	MTBE (8260B) (µg/l)	Comments
MW-6 continued														
01/06/03	169.04	1.90	0.00	167.14	0.82	ND<50	--	0.62	1.2	1.2	3.5	ND<2.0	ND<2.0	
04/07/03	169.04	2.02	0.00	167.02	-0.12	ND<50	--	ND<0.50	ND<0.50	ND<0.50	ND<0.50	46	46	
07/07/03	169.04	2.21	0.00	166.83	-0.19	ND<50	--	ND<0.50	ND<0.50	ND<0.50	ND<0.50	ND<2.0	ND<2.0	
10/09/03	169.04	2.71	0.00	166.33	-0.50	ND<50	ND<50	0.95	3.0	1.4	5.5	--	ND<2.0	Sampled for TPH-G by 8015M on 11/14/03.
01/14/04	169.04	2.00	0.00	167.04	0.71	ND<50	--	ND<0.50	0.57	ND<0.50	0.64	ND<5.0	ND<2.0	
04/28/04	169.04	2.18	0.00	166.86	-0.18	ND<50	--	0.39	0.78	ND<0.3	ND<0.6	ND<1	ND<0.5	
07/12/04	169.04	2.69	0.00	166.35	-0.51	ND<50	--	ND<0.3	ND<0.3	ND<0.3	ND<0.6	6.4	ND<0.5	
10/25/04	169.04	2.46	0.00	166.58	0.23	ND<50	--	ND<0.50	ND<0.50	ND<0.50	ND<0.50	ND<5.0	0.57	
01/17/05	169.04	1.54	0.00	167.50	0.92	ND<50	--	ND<0.50	ND<0.50	ND<0.50	ND<0.50	ND<5.0	ND<0.50	
04/06/05	169.04	1.15	0.00	167.89	0.39	ND<50	--	ND<0.50	ND<0.50	ND<0.50	ND<0.50	ND<5.0	ND<0.50	
07/08/05	169.04	1.05	0.00	167.99	0.10	ND<50	--	ND<0.50	ND<0.50	ND<0.50	ND<0.50	ND<5.0	ND<0.50	
10/07/05	169.04	1.90	0.00	167.14	-0.85	ND<50	--	ND<0.30	ND<0.30	ND<0.30	ND<0.60	ND<1.0	ND<0.50	
01/27/06	169.04	1.32	0.00	167.72	0.58	ND<50	--	ND<0.30	ND<0.30	ND<0.30	ND<0.60	ND<1.0	ND<0.50	
04/28/06	169.04	0.00	0.00	169.04	1.32	ND<50	--	ND<0.30	ND<0.30	ND<0.30	ND<0.60	ND<1.0	ND<0.50	
07/28/06	169.04	1.68	0.00	167.36	-1.68	ND<50	--	ND<0.30	ND<0.30	ND<0.30	ND<0.60	ND<1.0	ND<0.50	
10/27/06	169.04	1.98	0.00	167.06	-0.30	ND<50	--	ND<0.30	ND<0.30	ND<0.30	ND<0.60	ND<1.0	ND<0.50	
01/10/07	169.04	1.60	0.00	167.44	0.38	ND<50	--	ND<0.30	ND<0.30	ND<0.30	ND<0.60	ND<1.0	ND<0.50	
04/13/07	169.04	2.01	0.00	167.03	-0.41	ND<50	--	ND<0.30	ND<0.30	ND<0.30	ND<0.60	ND<1.0	ND<0.50	
07/19/07	169.04	1.96	0.00	167.08	0.05	ND<50	--	ND<0.30	ND<0.30	ND<0.30	ND<0.60	ND<1.0	ND<0.50	
10/08/07	169.04	2.35	0.00	166.69	-0.39	ND<50	--	ND<0.30	ND<0.30	ND<0.30	ND<0.60	ND<1.0	0.80	
01/09/08	169.04	1.10	0.00	167.94	1.25	ND<50	--	ND<0.30	ND<0.30	ND<0.30	ND<0.60	ND<1.0	ND<0.50	Gauged on 1/18/08
04/04/08	169.04	1.60	0.00	167.44	-0.50	ND<50	--	ND<0.30	0.40	ND<0.30	0.71	--	ND<0.50	

Table 2
HISTORIC FLUID LEVELS AND SELECTED ANALYTICAL RESULTS
July 1999 Through April 2009
76 Station 1156

Date Sampled	TOC Elevation (feet)	Depth to Water (feet)	LPH Thickness (feet)	Ground-water Elevation (feet)	Change in Elevation (feet)	TPH-G 8015 (Luft) (µg/l)	TPH-G (GC/MS) (µg/l)	Benzene (µg/l)	Toluene (µg/l)	Ethyl-benzene (µg/l)	Total Xylenes (µg/l)	MTBE (8021B) (µg/l)	MTBE (8260B) (µg/l)	Comments
MW-6 continued														
07/03/08	169.04	2.19	0.00	166.85	-0.59	ND<50	--	ND<0.30	ND<0.30	ND<0.30	ND<0.60	--	1.4	
10/03/08	169.04	2.78	0.00	166.26	-0.59	ND<50	--	ND<0.30	ND<0.30	ND<0.30	ND<0.60	--	1.8	
01/22/09	169.04	2.35	0.00	166.69	0.43	ND<50	--	ND<0.30	ND<0.30	ND<0.30	ND<0.60	--	1.2	
04/13/09	169.04	1.81	0.00	167.23	0.54	ND<50	--	ND<0.30	ND<0.30	ND<0.30	ND<0.60	--	0.72	
MW-7 (Screen Interval in feet: 5.0-25.0)														
10/03/01	171.64	7.62	0.00	164.02	--	10000	--	210	ND<50	ND<50	800	35000	40000	
01/28/02	171.64	7.21	0.00	164.43	0.41	ND<1000	--	ND<10	ND<10	ND<10	ND<10	42000	38000	
04/25/02	171.64	7.25	0.00	164.39	-0.04	ND<5000	--	660	ND<50	ND<50	ND<50	42000	45000	
07/18/02	171.64	8.12	0.00	163.52	-0.87	ND<5000	--	130	ND<50	ND<50	ND<50	51000	53000	
10/07/02	171.64	7.71	0.00	163.93	0.41	18000	--	ND<50	ND<50	ND<50	ND<50	33000	38000	
01/06/03	171.64	7.63	0.00	164.01	0.08	410	--	0.61	1.0	0.89	2.9	3900	3100	
04/07/03	171.64	7.58	0.00	164.06	0.05	13000	--	ND<20	ND<20	ND<20	ND<20	32000	28000	
07/07/03	171.64	7.56	0.00	164.08	0.02	990	--	8.2	ND<0.50	1.2	ND<0.50	36000	45000	
10/09/03	171.64	7.72	0.00	163.92	-0.16	6800	ND<13000	ND<130	ND<130	ND<130	ND<250	--	20000	Sampled for TPH-G by 8015M on 11/14/03.
01/14/04	171.64	6.97	0.00	164.67	0.75	19000	--	ND<100	ND<100	ND<100	ND<100	20000	25000	
04/28/04	171.64	8.70	0.00	162.94	-1.73	19000	--	ND<3	ND<3	ND<3	ND<6	30000	21000	
07/12/04	171.64	9.44	0.00	162.20	-0.74	12000	--	28	14	330	200	12000	11000	
10/25/04	171.64	7.23	0.00	164.41	2.21	28000	--	ND<250	ND<250	ND<250	ND<250	13000	14000	
01/17/05	171.64	6.30	0.00	165.34	0.93	15000	--	ND<100	ND<100	ND<100	ND<100	17000	16000	
04/06/05	171.64	5.96	0.00	165.68	0.34	13000	--	ND<100	ND<100	ND<100	ND<100	14000	17000	
07/08/05	171.64	6.45	0.00	165.19	-0.49	ND<10000	--	ND<100	ND<100	ND<100	ND<100	8600	11000	
10/07/05	171.64	6.78	0.00	164.86	-0.33	13000	--	ND<3.0	ND<3.0	ND<3.0	ND<6.0	9400	9800	

Table 2
HISTORIC FLUID LEVELS AND SELECTED ANALYTICAL RESULTS
July 1999 Through April 2009
76 Station 1156

Date Sampled	TOC Elevation (feet)	Depth to Water (feet)	LPH Thickness (feet)	Ground-water Elevation (feet)	Change in Elevation (feet)	TPH-G 8015 (Luft) (µg/l)	TPH-G (GC/MS) (µg/l)	Benzene (µg/l)	Toluene (µg/l)	Ethyl-benzene (µg/l)	Total Xylenes (µg/l)	MTBE (8021B) (µg/l)	MTBE (8260B) (µg/l)	Comments
MW-7 continued														
01/27/06	171.64	5.82	0.00	165.82	0.96	8200	--	0.64	1.6	ND<0.30	ND<0.60	9900	7900	
04/28/06	171.64	5.57	0.00	166.07	0.25	6900	--	0.88	1.5	0.34	1.0	9600	11000	
07/28/06	171.64	6.67	0.00	164.97	-1.10	5400	--	5.2	ND<3.0	ND<3.0	ND<6.0	5000	5300	
10/27/06	171.64	6.93	0.00	164.71	-0.26	4500	--	ND<1.5	ND<1.5	ND<1.5	ND<3.0	4700	3700	
01/10/07	171.64	6.41	0.00	165.23	0.52	4000	--	ND<1.2	ND<1.2	ND<1.2	ND<2.4	4400	4400	
04/13/07	171.64	--	--	--	--	--	--	--	--	--	--	--	--	Paved over
07/19/07	171.64	7.10	0.00	164.54	--	2700	--	0.57	ND<0.30	ND<0.30	ND<0.60	2700	3300	
10/08/07	171.64	7.42	0.00	164.22	-0.32	1600	--	0.47	0.49	ND<0.30	ND<0.60	2500	2200	
01/09/08	171.64	5.98	0.00	165.66	1.44	1500	--	0.45	0.49	ND<0.30	ND<0.60	1900	1900	Gauged on 1/18/08
04/04/08	171.64	6.80	0.00	164.84	-0.82	1800	--	0.72	0.58	ND<0.30	ND<0.60	--	2700	
07/03/08	171.64	7.31	0.00	164.33	-0.51	1600	--	0.45	ND<0.30	ND<0.30	ND<0.60	--	2300	
10/03/08	171.64	7.79	0.00	163.85	-0.48	1300	--	0.53	0.59	ND<0.30	ND<0.60	--	1800	
01/22/09	171.64	7.26	0.00	164.38	0.53	890	--	0.43	0.49	ND<0.30	ND<0.60	--	1300	
04/13/09	171.64	6.83	0.00	164.81	0.43	1100	--	0.46	0.30	ND<0.30	ND<0.60	--	1200	
MW-8 (Screen Interval in feet: 15.0-25.0)														
01/18/08	167.97	0.43	0.00	167.54	--	ND<50	--	ND<0.30	ND<0.30	ND<0.30	ND<0.60	ND<1.0	ND<0.50	
04/04/08	167.97	0.55	0.00	167.42	-0.12	ND<50	--	0.76	1.6	0.72	2.3	--	ND<0.50	
07/03/08	167.97	0.91	0.00	167.06	-0.36	ND<50	--	ND<0.30	ND<0.30	ND<0.30	ND<0.60	--	ND<0.50	
10/03/08	167.97	1.71	0.00	166.26	-0.80	ND<50	--	ND<0.30	ND<0.30	ND<0.30	ND<0.60	--	ND<0.50	
01/22/09	167.97	1.59	0.00	166.38	0.12	ND<50	--	ND<0.30	ND<0.30	ND<0.30	ND<0.60	--	ND<0.50	
04/13/09	167.97	0.08	0.00	167.89	1.51	ND<50	--	ND<0.30	ND<0.30	ND<0.30	ND<0.60	--	ND<0.50	

Table 2 a
ADDITIONAL HISTORIC ANALYTICAL RESULTS
76 Station 1156

Date Sampled	TPH-D (µg/l)	TBA (µg/l)	Ethanol (8015B) (mg/l)	Ethanol (8260B) (µg/l)	Ethylene- dibromide (EDB) (µg/l)	1,2-DCA (EDC) (µg/l)	DIPE (µg/l)	ETBE (µg/l)	TAME (µg/l)	Acenaph- thylene (µg/l)	Bromo- dichloro- methane (µg/l)	Bromo- form (µg/l)
MW-1												
07/20/99	16000	--	--	--	--	--	--	--	--	--	--	--
09/28/99	2410	ND	--	--	--	--	ND	ND	ND	--	--	--
01/07/00	7870	--	--	--	--	--	--	--	--	--	--	--
03/31/00	3600	--	--	--	--	--	--	--	--	--	--	--
07/14/00	8580	--	--	--	--	--	--	--	--	--	--	--
10/03/00	9260	--	--	--	--	--	--	--	--	--	--	--
01/03/01	11000	--	--	--	--	--	--	--	--	--	--	--
04/04/01	14000	ND	--	ND	ND	ND	ND	ND	ND	--	--	--
07/17/01	2200	ND	--	ND	ND	ND	ND	ND	ND	--	--	--
10/05/01	13000	--	--	--	--	--	--	--	--	--	--	--
01/28/02	4400	--	--	--	--	--	--	--	--	--	--	--
04/25/02	9000	--	--	--	--	--	--	--	--	--	--	--
07/18/02	9200	ND<100	--	ND<2500000	ND<10	ND<10	ND<10	ND<10	ND<10	--	--	--
10/07/02	3400	ND<10000	--	ND<50000000	ND<200	ND<200	ND<200	ND<200	ND<200	--	--	--
01/06/03	5100	ND<20000	--	ND<100000000	ND<400	ND<400	ND<400	ND<400	ND<400	--	--	--
04/07/03	2800	ND<10000	--	ND<50000000	ND<200	ND<200	ND<200	ND<200	ND<200	--	--	--
07/07/03	7000	ND<25000	ND<120000	--	ND<500	ND<500	ND<500	ND<500	ND<500	--	--	--
10/09/03	4300	ND<20000	--	ND<100000	ND<400	ND<400	ND<400	ND<400	ND<400	--	--	--
01/14/04	6200	ND<40000	--	ND<200000	ND<800	ND<800	ND<800	ND<800	ND<800	--	--	--
04/28/04	--	800	--	ND<1000	ND<50	ND<50	ND<1	ND<1	ND<1	--	--	--
07/12/04	270	1100	--	ND<20000	ND<10	ND<10	ND<20	ND<20	ND<20	ND<2	ND<10	ND<10
10/25/04	5100	ND<2000	--	ND<20000	ND<200	ND<200	ND<400	ND<200	ND<200	--	--	--
01/17/05	6400	3100	--	ND<20000	ND<200	ND<200	ND<400	ND<200	ND<200	--	--	--
04/06/05	2800	1500	--	ND<10000	ND<100	ND<100	ND<100	ND<100	ND<100	--	--	--
07/08/05	6400	ND<1300	--	ND<13000	ND<130	3.8	ND<130	ND<130	ND<130	--	ND<0.50	ND<2.0

Table 2 a
ADDITIONAL HISTORIC ANALYTICAL RESULTS
76 Station 1156

Date Sampled	TPH-D (µg/l)	TBA (µg/l)	Ethanol (8015B) (mg/l)	Ethanol (8260B) (µg/l)	Ethylene- dibromide (EDB) (µg/l)	1,2-DCA (EDC) (µg/l)	DIPE (µg/l)	ETBE (µg/l)	TAME (µg/l)	Acenaph- thylene (µg/l)	Bromo- dichloro- methane (µg/l)	Bromo- form (µg/l)
MW-1 continued												
10/07/05	5500	680	--	ND<250	ND<0.50	ND<0.50	ND<0.50	ND<0.50	ND<0.50	--	--	--
01/27/06	9000	ND<500	--	ND<12000	ND<25	ND<25	ND<25	ND<25	ND<25	--	--	--
04/28/06	9200	ND<500	--	ND<12000	ND<25	ND<25	ND<25	ND<25	ND<25	--	--	--
07/28/06	5100	ND<10	--	ND<250	ND<0.50	ND<0.50	ND<0.50	ND<0.50	ND<0.50	--	ND<0.50	ND<0.50
10/27/06	4600	ND<2500	--	ND<62000	ND<120	ND<120	ND<120	ND<120	ND<120	--	--	--
01/10/07	12000	ND<1000	--	ND<25000	ND<50	ND<50	ND<50	ND<50	ND<50	--	--	--
04/13/07	8400	730	--	ND<250	ND<0.50	0.68	ND<0.50	ND<0.50	ND<0.50	--	--	--
07/19/07	10000	ND<1000	--	ND<25000	ND<50	ND<50	ND<50	ND<50	ND<50	--	ND<50	ND<50
01/09/08	12000	ND<250	--	ND<6200	ND<12	ND<12	ND<12	ND<12	ND<12	--	--	--
04/04/08	15000	770	--	ND<5000	ND<10	ND<10	ND<10	ND<10	ND<10	--	--	--
07/03/08	9300	ND<250	--	ND<6200	ND<12	ND<12	ND<12	ND<12	ND<12	--	ND<12	ND<12
10/03/08	4400	ND<200	--	ND<5000	ND<10	ND<10	ND<10	ND<10	ND<10	--	--	--
01/22/09	8000	ND<500	--	ND<12000	ND<25	ND<25	ND<25	ND<25	ND<25	--	--	--
04/13/09	4800	280	--	ND<1200	ND<2.5	ND<2.5	ND<2.5	ND<2.5	ND<2.5	--	--	--
MW-2												
09/28/99	--	ND	--	--	--	--	ND	ND	ND	--	--	--
04/04/01	--	ND	--	ND	ND	ND	ND	ND	ND	--	--	--
07/17/01	--	ND	--	ND	ND	ND	ND	ND	ND	--	--	--
07/18/02	--	ND<1000	--	ND<25000000	ND<100	ND<100	ND<100	ND<100	ND<100	--	--	--
10/07/02	--	ND<20000	--	ND<100000000	ND<400	ND<400	ND<400	ND<400	ND<400	--	--	--
01/06/03	--	ND<50000	--	ND<250000000	ND<1000	ND<1000	ND<1000	ND<1000	ND<1000	--	--	--
04/07/03	--	ND<2000	--	ND<10000000	ND<40	ND<40	ND<40	ND<40	ND<40	--	--	--
07/07/03	--	ND<5000	--	ND<25000000	ND<100	ND<100	ND<100	ND<100	ND<100	--	--	--
10/09/03	--	ND<10000	--	ND<50000	ND<200	ND<200	ND<200	ND<200	ND<200	--	--	--
01/14/04	--	ND<2500	--	ND<13000	ND<50	ND<50	ND<50	ND<50	ND<50	--	--	--

Table 2 a
ADDITIONAL HISTORIC ANALYTICAL RESULTS
76 Station 1156

Date Sampled	TPH-D (µg/l)	TBA (µg/l)	Ethanol (8015B) (mg/l)	Ethanol (8260B) (µg/l)	Ethylene- dibromide (EDB) (µg/l)	1,2-DCA (EDC) (µg/l)	DIPE (µg/l)	ETBE (µg/l)	TAME (µg/l)	Acenaph- thylene (µg/l)	Bromo- dichloro- methane (µg/l)	Bromo- form (µg/l)
MW-2 continued												
04/28/04	--	13000	--	ND<1000	ND<0.5	ND<0.5	ND<1	ND<1	11	--	--	--
07/12/04	--	110	--	ND<4000	ND<3	ND<3	ND<5	ND<5	ND<5	--	--	--
10/25/04	--	1100	--	ND<1300	ND<13	ND<13	ND<25	ND<13	ND<13	--	--	--
01/17/05	--	1200	--	ND<1300	ND<13	ND<13	ND<25	ND<13	ND<13	--	--	--
04/06/05	--	2800	--	ND<2500	ND<25	ND<25	ND<25	ND<25	ND<25	--	--	--
07/08/05	--	4300	--	ND<2500	ND<25	ND<25	ND<25	ND<25	ND<25	--	--	--
10/07/05	--	8700	--	ND<250	ND<0.50	1.4	ND<0.50	ND<0.50	ND<0.50	--	--	--
01/27/06	--	5200	--	ND<12000	ND<25	ND<25	ND<25	ND<25	ND<25	--	--	--
04/28/06	--	6700	--	ND<250	ND<0.50	1.4	ND<0.50	ND<0.50	1.6	--	--	--
07/28/06	--	5100	--	ND<6200	ND<12	ND<12	ND<12	ND<12	ND<12	--	--	--
10/27/06	--	6600	--	ND<1200	ND<2.5	ND<2.5	ND<2.5	ND<2.5	ND<2.5	--	--	--
01/10/07	--	6000	--	ND<1200	ND<2.5	ND<2.5	ND<2.5	ND<2.5	ND<2.5	--	--	--
04/13/07	--	7400	--	ND<6200	ND<12	ND<12	ND<12	ND<12	ND<12	--	--	--
07/19/07	--	6200	--	ND<2500	ND<5.0	ND<5.0	ND<5.0	ND<5.0	ND<5.0	--	--	--
10/08/07	--	20000	--	ND<250	ND<0.50	ND<0.50	ND<0.50	ND<0.50	ND<0.50	--	--	--
01/09/08	--	9900	--	ND<250	ND<0.50	ND<0.50	ND<0.50	ND<0.50	ND<0.50	--	--	--
04/04/08	--	5800	--	ND<1200	ND<2.5	ND<2.5	ND<2.5	ND<2.5	ND<2.5	--	--	--
07/03/08	--	8300	--	ND<250	ND<0.50	ND<0.50	ND<0.50	ND<0.50	ND<0.50	--	--	--
10/03/08	ND<50	5900	--	ND<1200	ND<2.5	ND<2.5	ND<2.5	ND<2.5	ND<2.5	--	--	--
01/22/09	ND<50	7400	--	ND<250	ND<0.50	ND<0.50	ND<0.50	ND<0.50	ND<0.50	--	--	--
04/13/09	ND<50	5500	--	ND<2500	ND<5.0	ND<5.0	ND<5.0	ND<5.0	ND<5.0	--	--	--
MW-3												
09/28/99	--	ND	--	--	--	--	ND	ND	8.80	--	--	--
04/04/01	--	ND	--	ND	ND	ND	ND	ND	ND	--	--	--
07/17/01	--	ND	--	ND	ND	ND	ND	ND	ND	--	--	--

Table 2 a
ADDITIONAL HISTORIC ANALYTICAL RESULTS
76 Station 1156

Date Sampled	TPH-D (µg/l)	TBA (µg/l)	Ethanol (8015B) (mg/l)	Ethanol (8260B) (µg/l)	Ethylene- dibromide (EDB) (µg/l)	1,2-DCA (EDC) (µg/l)	DIPE (µg/l)	ETBE (µg/l)	TAME (µg/l)	Acenaph- thylene (µg/l)	Bromo- dichloro- methane (µg/l)	Bromo- form (µg/l)
MW-3 continued												
07/18/02	--	ND<50	--	ND<1200000	ND<5.0	ND<5.0	ND<5.0	ND<5.0	ND<5.0	--	--	--
10/07/02	--	ND<10000	--	ND<50000000	ND<200	ND<200	ND<200	ND<200	ND<200	--	--	--
01/06/03	--	ND<4000	--	23000000	ND<80	ND<80	ND<80	ND<80	ND<80	--	--	--
04/07/03	--	ND<4000	--	ND<20000000	ND<80	ND<80	ND<80	ND<80	ND<80	--	--	--
07/07/03	--	ND<2000	--	ND<10000000	ND<40	ND<40	ND<40	ND<40	ND<40	--	--	--
10/09/03	--	ND<1000	--	ND<5000	ND<20	ND<20	ND<20	ND<20	ND<20	--	--	--
01/14/04	--	ND<1000	--	ND<5000	ND<20	ND<20	ND<20	ND<20	ND<20	--	--	--
04/28/04	--	ND<12	--	ND<1000	ND<3	ND<3	ND<1	ND<1	ND<1	--	--	--
07/12/04	--	350	--	ND<20000	ND<10	ND<10	ND<20	ND<20	ND<20	--	--	--
10/25/04	--	39	--	ND<250	ND<2.5	ND<2.5	ND<5.0	ND<2.5	ND<2.5	--	--	--
01/17/05	--	120	--	ND<250	ND<2.5	ND<2.5	ND<5.0	ND<2.5	ND<2.5	--	--	--
04/06/05	--	150	--	ND<1000	ND<10	ND<10	ND<10	ND<10	ND<10	--	--	--
07/08/05	--	64	--	ND<250	ND<2.5	ND<2.5	ND<2.5	ND<2.5	ND<2.5	--	--	--
10/07/05	--	ND<200	--	ND<5000	ND<10	ND<10	ND<10	ND<10	ND<10	--	--	--
01/27/06	--	ND<10	--	ND<250	ND<0.50	1.5	ND<0.50	ND<0.50	ND<0.50	--	--	--
04/28/06	--	190	--	ND<250	ND<0.50	0.63	ND<0.50	ND<0.50	ND<0.50	--	--	--
07/28/06	--	ND<10	--	ND<250	ND<0.50	ND<0.50	ND<0.50	ND<0.50	ND<0.50	--	--	--
10/27/06	--	ND<10	--	ND<250	ND<0.50	1.3	ND<0.50	ND<0.50	ND<0.50	--	--	--
01/10/07	--	66	--	ND<250	ND<0.50	1.4	ND<0.50	ND<0.50	ND<0.50	--	--	--
04/13/07	--	ND<10	--	ND<250	ND<0.50	1.2	ND<0.50	ND<0.50	ND<0.50	--	--	--
07/19/07	--	ND<10	--	ND<250	ND<0.50	ND<0.50	ND<0.50	ND<0.50	ND<0.50	--	--	--
10/08/07	--	ND<20	--	ND<500	ND<1.0	1.1	ND<1.0	ND<1.0	ND<1.0	--	--	--
01/09/08	--	ND<20	--	ND<500	ND<1.0	ND<1.0	ND<1.0	ND<1.0	ND<1.0	--	--	--
04/04/08	--	ND<50	--	ND<1200	ND<2.5	ND<2.5	ND<2.5	ND<2.5	ND<2.5	--	--	--
07/03/08	--	ND<10	--	ND<250	ND<0.50	ND<0.50	ND<0.50	ND<0.50	ND<0.50	--	--	--

Table 2 a
ADDITIONAL HISTORIC ANALYTICAL RESULTS
76 Station 1156

Date Sampled	TPH-D (µg/l)	TBA (µg/l)	Ethanol (8015B) (mg/l)	Ethanol (8260B) (µg/l)	Ethylene- dibromide (EDB) (µg/l)	1,2-DCA (EDC) (µg/l)	DIPE (µg/l)	ETBE (µg/l)	TAME (µg/l)	Acenaph- thylene (µg/l)	Bromo- dichloro- methane (µg/l)	Bromo- form (µg/l)
MW-3 continued												
10/03/08	1200	ND<100	--	ND<2500	ND<5.0	ND<5.0	ND<5.0	ND<5.0	ND<5.0	--	--	--
01/22/09	270	ND<20	--	ND<500	ND<1.0	ND<1.0	ND<1.0	ND<1.0	ND<1.0	--	--	--
04/13/09	150	ND<10	--	ND<250	ND<0.50	1.0	ND<0.50	ND<0.50	ND<0.50	--	--	--
MW-4												
09/28/99	--	ND	--	--	--	--	ND	ND	ND	--	--	--
04/04/01	--	ND	--	ND	ND	ND	ND	ND	ND	--	--	--
07/17/01	--	ND	--	ND	ND	ND	ND	ND	ND	--	--	--
07/18/02	--	ND<100	--	ND<2500000	ND<10	49	ND<10	ND<10	ND<10	--	--	--
10/07/02	--	ND<10000	--	ND<50000000	ND<200	ND<200	ND<200	ND<200	ND<200	--	--	--
01/06/03	--	ND<1000	--	ND<5000000	ND<20	ND<20	ND<20	ND<20	ND<20	--	--	--
04/07/03	--	ND<1000	--	ND<5000000	ND<20	ND<20	ND<20	ND<20	ND<20	--	--	--
07/07/03	--	ND<1000	--	ND<5000000	ND<20	ND<20	ND<20	ND<20	ND<20	--	--	--
10/09/03	--	ND<200	--	ND<1000	ND<4.0	ND<4.0	ND<4.0	ND<4.0	ND<4.0	--	--	--
01/14/04	--	ND<200	--	ND<1000	ND<4.0	6.5	ND<4.0	ND<4.0	ND<4.0	--	--	--
04/28/04	--	150	--	ND<1000	ND<0.5	ND<0.5	ND<1	ND<1	ND<1	--	--	--
07/12/04	--	210	--	ND<4000	ND<3	14	ND<5	ND<5	ND<5	--	--	--
10/25/04	--	38	--	ND<100	ND<1.0	2.0	ND<2.0	ND<1.0	ND<1.0	--	--	--
01/17/05	--	110	--	ND<100	ND<1.0	3.6	ND<2.0	ND<1.0	ND<1.0	--	--	--
04/06/05	--	ND<25	--	73000	ND<2.5	ND<2.5	ND<2.5	ND<2.5	ND<2.5	--	--	--
07/08/05	--	29	--	ND<50	ND<0.50	1.2	ND<0.50	ND<0.50	ND<0.50	--	--	--
10/07/05	--	210	--	ND<250	ND<0.50	26	ND<0.50	ND<0.50	ND<0.50	--	--	--
01/27/06	--	280	--	ND<2500	ND<5.0	ND<5.0	ND<5.0	ND<5.0	ND<5.0	--	--	--
04/28/06	--	130	--	ND<250	ND<0.50	0.97	ND<0.50	ND<0.50	ND<0.50	--	--	--
07/28/06	--	64	--	ND<250	ND<0.50	5.8	ND<0.50	ND<0.50	ND<0.50	--	--	--
10/27/06	--	54	--	ND<250	ND<0.50	1.5	ND<0.50	ND<0.50	ND<0.50	--	--	--

Table 2 a
ADDITIONAL HISTORIC ANALYTICAL RESULTS
76 Station 1156

Date Sampled	TPH-D (µg/l)	TBA (µg/l)	Ethanol (8015B) (mg/l)	Ethanol (8260B) (µg/l)	Ethylene- dibromide (EDB) (µg/l)	1,2-DCA (EDC) (µg/l)	DIPE (µg/l)	ETBE (µg/l)	TAME (µg/l)	Acenaph- thylene (µg/l)	Bromo- dichloro- methane (µg/l)	Bromo- form (µg/l)
MW-4 continued												
01/10/07	--	33	--	310	ND<0.50	1.9	ND<0.50	ND<0.50	ND<0.50	--	--	--
04/13/07	--	82	--	ND<250	ND<0.50	0.77	ND<0.50	ND<0.50	ND<0.50	--	--	--
07/19/07	--	13	--	ND<250	ND<0.50	ND<0.50	ND<0.50	ND<0.50	ND<0.50	--	--	--
10/08/07	--	ND<20	--	ND<500	ND<1.0	ND<1.0	ND<1.0	ND<1.0	ND<1.0	--	--	--
01/09/08	--	ND<20	--	ND<500	ND<1.0	ND<1.0	ND<1.0	ND<1.0	ND<1.0	--	--	--
04/04/08	--	27	--	ND<250	ND<0.50	1.0	ND<0.50	ND<0.50	ND<0.50	--	--	--
07/03/08	--	27	--	ND<250	ND<0.50	1.4	ND<0.50	ND<0.50	ND<0.50	--	--	--
10/03/08	96	ND<10	--	ND<250	ND<0.50	ND<0.50	ND<0.50	ND<0.50	ND<0.50	--	--	--
01/22/09	ND<50	ND<10	--	ND<250	ND<0.50	ND<0.50	ND<0.50	ND<0.50	ND<0.50	--	--	--
04/13/09	110	39	--	ND<250	ND<0.50	1.4	ND<0.50	ND<0.50	ND<0.50	--	--	--
MW-5												
07/18/02	--	ND<20	--	ND<500000	ND<2.0	ND<2.0	ND<2.0	ND<2.0	ND<2.0	--	--	--
10/07/02	--	ND<100	--	ND<500000	ND<2.0	ND<2.0	ND<2.0	ND<2.0	ND<2.0	--	--	--
01/06/03	ND<50	ND<100	--	ND<500000	ND<2.0	ND<2.0	ND<2.0	ND<2.0	ND<2.0	--	--	--
04/07/03	--	ND<500	--	ND<2500000	ND<10	ND<10	ND<10	ND<10	ND<10	--	--	--
07/07/03	--	ND<200	--	ND<1000000	ND<4.0	ND<4.0	ND<4.0	ND<4.0	ND<4.0	--	--	--
10/09/03	--	ND<200	--	ND<1000	ND<4.0	ND<4.0	ND<4.0	ND<4.0	ND<4.0	--	--	--
01/14/04	--	ND<2000	--	ND<10000	ND<40	ND<40	ND<40	ND<40	ND<40	--	--	--
04/28/04	--	ND<12	--	ND<1000	ND<0.5	1.8	ND<1	ND<1	ND<1	--	--	--
07/12/04	--	ND<12	--	ND<800	ND<0.5	0.76	ND<1	ND<1	ND<1	--	--	--
10/25/04	--	ND<500	--	ND<5000	ND<50	ND<50	ND<100	ND<50	ND<50	--	--	--
01/17/05	--	100	--	ND<250	ND<2.5	ND<2.5	ND<5.0	ND<2.5	ND<2.5	--	--	--
04/06/05	--	7.6	--	ND<50	ND<0.50	1.4	ND<0.50	ND<0.50	ND<0.50	--	--	--
07/08/05	--	180	--	ND<500	ND<5.0	ND<5.0	ND<5.0	ND<5.0	ND<5.0	--	--	--
10/07/05	--	ND<10	--	ND<250	ND<0.50	1.0	ND<0.50	ND<0.50	ND<0.50	--	--	--

Table 2 a
ADDITIONAL HISTORIC ANALYTICAL RESULTS
76 Station 1156

Date Sampled	TPH-D (µg/l)	TBA (µg/l)	Ethanol (8015B) (mg/l)	Ethanol (8260B) (µg/l)	Ethylene- dibromide (EDB) (µg/l)	1,2-DCA (EDC) (µg/l)	DIPE (µg/l)	ETBE (µg/l)	TAME (µg/l)	Acenaph- thylene (µg/l)	Bromo- dichloro- methane (µg/l)	Bromo- form (µg/l)
MW-5 continued												
01/27/06	--	1000	--	ND<2500	ND<5.0	ND<5.0	ND<5.0	ND<5.0	ND<5.0	--	--	--
04/28/06	--	130	--	ND<250	ND<0.50	0.95	ND<0.50	ND<0.50	ND<0.50	--	--	--
07/28/06	--	ND<100	--	ND<2500	ND<5.0	ND<5.0	ND<5.0	ND<5.0	ND<5.0	--	--	--
10/27/06	--	43	--	ND<250	ND<0.50	1.5	ND<0.50	ND<0.50	ND<0.50	--	--	--
01/10/07	--	28	--	ND<250	ND<0.50	1.7	ND<0.50	ND<0.50	ND<0.50	--	--	--
04/13/07	--	ND<10	--	ND<250	ND<0.50	0.84	ND<0.50	ND<0.50	ND<0.50	--	--	--
07/19/07	--	ND<10	--	ND<250	ND<0.50	ND<5.0	ND<0.50	ND<0.50	ND<0.50	--	--	--
10/08/07	--	ND<10	--	ND<250	ND<0.50	1.3	ND<0.50	ND<0.50	ND<0.50	--	--	--
01/09/08	--	ND<10	--	ND<250	ND<0.50	1.2	ND<0.50	ND<0.50	ND<0.50	--	--	--
04/04/08	--	ND<10	--	ND<250	ND<0.50	1.4	ND<0.50	ND<0.50	ND<0.50	--	--	--
07/03/08	--	ND<10	--	ND<250	ND<0.50	1.5	ND<0.50	ND<0.50	ND<0.50	--	--	--
10/03/08	60	ND<10	--	ND<250	ND<0.50	ND<0.50	ND<0.50	ND<0.50	ND<0.50	--	--	--
01/22/09	ND<50	ND<10	--	ND<250	ND<0.50	ND<0.50	ND<0.50	ND<0.50	ND<0.50	--	--	--
04/13/09	ND<50	ND<10	--	ND<250	ND<0.50	1.2	ND<0.50	ND<0.50	ND<0.50	--	--	--
MW-6												
07/18/02	--	ND<20	--	ND<500000	ND<2.0	ND<2.0	ND<2.0	ND<2.0	ND<2.0	--	--	--
10/07/02	--	ND<100	--	ND<500000	ND<2.0	ND<2.0	ND<2.0	ND<2.0	ND<2.0	--	--	--
01/06/03	--	ND<100	--	ND<500000	ND<2.0	ND<2.0	ND<2.0	ND<2.0	ND<2.0	--	--	--
04/07/03	--	ND<100	--	ND<500000	ND<2.0	ND<2.0	ND<2.0	ND<2.0	ND<2.0	--	--	--
07/07/03	--	ND<100	--	ND<500000	ND<2.0	ND<2.0	ND<2.0	ND<2.0	ND<2.0	--	--	--
10/09/03	--	ND<100	--	ND<500	ND<2.0	ND<2.0	ND<2.0	ND<2.0	ND<2.0	--	--	--
01/14/04	--	ND<100	--	ND<500	ND<2.0	ND<2.0	ND<2.0	ND<2.0	ND<2.0	--	--	--
04/28/04	--	ND<12	--	ND<1000	ND<0.5	ND<0.5	ND<1	ND<1	ND<1	--	--	--
07/12/04	--	ND<12	--	ND<800	ND<0.5	ND<0.5	ND<1	ND<1	ND<1	--	--	--
10/25/04	--	ND<5.0	--	ND<50	ND<0.50	ND<0.50	ND<1.0	ND<0.50	ND<0.50	--	--	--

Table 2 a
ADDITIONAL HISTORIC ANALYTICAL RESULTS
76 Station 1156

Date Sampled	TPH-D (µg/l)	TBA (µg/l)	Ethanol (8015B) (mg/l)	Ethanol (8260B) (µg/l)	Ethylene- dibromide (EDB) (µg/l)	1,2-DCA (EDC) (µg/l)	DIPE (µg/l)	ETBE (µg/l)	TAME (µg/l)	Acenaph- thylene (µg/l)	Bromo- dichloro- methane (µg/l)	Bromo- form (µg/l)
MW-6 continued												
01/17/05	--	ND<5.0	--	ND<50	ND<0.50	ND<0.50	ND<1.0	ND<0.50	ND<0.50	--	--	--
04/06/05	--	ND<5.0	--	ND<50	ND<0.50	ND<0.50	ND<0.50	ND<0.50	ND<0.50	--	--	--
07/08/05	--	ND<5.0	--	ND<50	ND<0.50	ND<0.50	ND<0.50	ND<0.50	ND<0.50	--	--	--
10/07/05	--	ND<10	--	ND<250	ND<0.50	ND<0.50	ND<0.50	ND<0.50	ND<0.50	--	--	--
01/27/06	--	ND<10	--	ND<250	ND<0.50	ND<0.50	ND<0.50	ND<0.50	ND<0.50	--	--	--
04/28/06	--	ND<10	--	ND<250	ND<0.50	ND<0.50	ND<0.50	ND<0.50	ND<0.50	--	--	--
07/28/06	--	ND<10	--	ND<250	ND<0.50	ND<0.50	ND<0.50	ND<0.50	ND<0.50	--	--	--
10/27/06	--	ND<10	--	ND<250	ND<0.50	ND<0.50	ND<0.50	ND<0.50	ND<0.50	--	--	--
01/10/07	--	ND<10	--	ND<250	ND<0.50	ND<0.50	ND<0.50	ND<0.50	ND<0.50	--	--	--
04/13/07	--	ND<10	--	ND<250	ND<0.50	ND<0.50	ND<0.50	ND<0.50	ND<0.50	--	--	--
07/19/07	--	ND<10	--	ND<250	ND<0.50	ND<0.50	ND<0.50	ND<0.50	ND<0.50	--	--	--
10/08/07	--	ND<10	--	ND<250	ND<0.50	ND<0.50	ND<0.50	ND<0.50	ND<0.50	--	--	--
01/09/08	--	ND<10	--	ND<250	ND<0.50	ND<0.50	ND<0.50	ND<0.50	ND<0.50	--	--	--
04/04/08	--	ND<10	--	ND<250	ND<0.50	ND<0.50	ND<0.50	ND<0.50	ND<0.50	--	--	--
07/03/08	--	ND<10	--	ND<250	ND<0.50	ND<0.50	ND<0.50	ND<0.50	ND<0.50	--	--	--
10/03/08	ND<50	ND<10	--	ND<250	ND<0.50	ND<0.50	ND<0.50	ND<0.50	ND<0.50	--	--	--
01/22/09	ND<50	ND<10	--	ND<250	ND<0.50	ND<0.50	ND<0.50	ND<0.50	ND<0.50	--	--	--
04/13/09	ND<50	ND<10	--	ND<250	ND<0.50	ND<0.50	ND<0.50	ND<0.50	ND<0.50	--	--	--
MW-7												
07/18/02	--	33000	--	ND<5000000	ND<20	ND<20	ND<20	ND<20	ND<20	--	--	--
10/07/02	--	26000	--	ND<100000000	ND<400	ND<400	ND<400	ND<400	ND<400	--	--	--
01/06/03	ND<50	ND<10000	--	ND<50000000	ND<200	ND<200	ND<200	ND<200	ND<200	--	--	--
04/07/03	--	ND<40000	--	ND<200000000	ND<800	ND<800	ND<800	ND<800	ND<800	--	--	--
07/07/03	--	27000	--	ND<100000000	ND<400	ND<400	ND<400	ND<400	ND<400	--	--	--
10/09/03	--	ND<25000	--	ND<130000	ND<500	ND<500	ND<500	ND<500	ND<500	--	--	--

Table 2 a
ADDITIONAL HISTORIC ANALYTICAL RESULTS
76 Station 1156

Date Sampled	TPH-D (µg/l)	TBA (µg/l)	Ethanol (8015B) (mg/l)	Ethanol (8260B) (µg/l)	Ethylene- dibromide (EDB) (µg/l)	1,2-DCA (EDC) (µg/l)	DIPE (µg/l)	ETBE (µg/l)	TAME (µg/l)	Acenaph- thylene (µg/l)	Bromo- dichloro- methane (µg/l)	Bromo- form (µg/l)
MW-7 continued												
01/14/04	--	ND<40000	--	ND<200000	ND<800	ND<800	ND<800	ND<800	ND<800	--	--	--
04/28/04	--	9200	--	ND<1000	ND<0.5	6.8	ND<1	ND<1	12	--	--	--
07/12/04	--	4600	--	ND<8000	ND<5	5.1	ND<10	ND<10	ND<10	--	--	--
10/25/04	--	3900	--	ND<5000	ND<50	ND<50	ND<100	ND<50	ND<50	--	--	--
01/17/05	--	4200	--	ND<5000	ND<50	ND<50	ND<100	ND<50	ND<50	--	--	--
04/06/05	--	4200	--	ND<10000	ND<0.50	6.4	ND<0.50	ND<0.50	9.3	--	--	--
07/08/05	--	4300	--	ND<5000	ND<50	ND<50	ND<50	ND<50	ND<50	--	--	--
10/07/05	--	1100	--	ND<12000	ND<25	ND<25	ND<25	ND<25	ND<25	--	--	--
01/27/06	--	1600	--	ND<25000	ND<50	ND<50	ND<50	ND<50	ND<50	--	--	--
04/28/06	--	2900	--	ND<250	ND<0.50	3.4	ND<0.50	ND<0.50	6.3	--	--	--
07/28/06	--	1300	--	ND<6200	ND<12	ND<12	ND<12	ND<12	ND<12	--	--	--
10/27/06	--	1700	--	ND<2500	ND<5.0	ND<5.0	ND<5.0	ND<5.0	ND<5.0	--	--	--
01/10/07	12000	1300	--	ND<2500	ND<5.0	ND<5.0	ND<5.0	ND<5.0	ND<5.0	--	--	--
07/19/07	--	ND<100	--	ND<2500	ND<5.0	ND<5.0	ND<5.0	ND<5.0	ND<5.0	--	--	--
10/08/07	--	ND<500	--	ND<12000	ND<25	ND<25	ND<25	ND<25	ND<25	--	--	--
01/09/08	--	2700	--	ND<250	ND<0.50	1.2	ND<0.50	ND<0.50	1.1	--	--	--
04/04/08	--	1400	--	ND<6200	ND<12	ND<12	ND<12	ND<12	ND<12	--	--	--
07/03/08	--	940	--	ND<250	ND<0.50	2.2	ND<0.50	ND<0.50	1.2	--	--	--
10/03/08	ND<50	540	--	ND<1200	ND<2.5	ND<2.5	ND<2.5	ND<2.5	ND<2.5	--	--	--
01/22/09	ND<50	370	--	ND<1200	ND<2.5	ND<2.5	ND<2.5	ND<2.5	ND<2.5	--	--	--
04/13/09	ND<50	420	--	ND<5000	ND<10	ND<10	ND<10	ND<10	ND<10	--	--	--
MW-8												
01/18/08	--	ND<10	--	ND<250	ND<0.50	ND<0.50	ND<0.50	ND<0.50	ND<0.50	--	--	--
04/04/08	--	ND<10	--	ND<250	ND<0.50	ND<0.50	ND<0.50	ND<0.50	ND<0.50	--	--	--
07/03/08	--	ND<10	--	ND<250	ND<0.50	ND<0.50	ND<0.50	ND<0.50	ND<0.50	--	--	--

Table 2 a
ADDITIONAL HISTORIC ANALYTICAL RESULTS
76 Station 1156

Date Sampled	TPH-D (µg/l)	TBA (µg/l)	Ethanol (8015B) (mg/l)	Ethanol (8260B) (µg/l)	Ethylene- dibromide (EDB) (µg/l)	1,2-DCA (EDC) (µg/l)	DIPE (µg/l)	ETBE (µg/l)	TAME (µg/l)	Acenaph- thylene (µg/l)	Bromo- dichloro- methane (µg/l)	Bromo- form (µg/l)
MW-8 continued												
10/03/08	ND<50	ND<10	--	ND<250	ND<0.50	ND<0.50	ND<0.50	ND<0.50	ND<0.50	--	--	--
01/22/09	64	ND<10	--	ND<250	ND<0.50	ND<0.50	ND<0.50	ND<0.50	ND<0.50	--	--	--
04/13/09	ND<50	ND<10	--	ND<250	ND<0.50	ND<0.50	ND<0.50	ND<0.50	ND<0.50	--	--	--

Table 2 b
ADDITIONAL HISTORIC ANALYTICAL RESULTS
76 Station 1156

Date Sampled	Bromo-methane (µg/l)	Carbon Tetra-chloride (µg/l)	Chloro-benzene (µg/l)	Chloro-ethane (µg/l)	Chloroform (µg/l)	Chloro-methane (µg/l)	Dibromo-chloro-methane (µg/l)	1,2-Dichloro-benzene (µg/l)	1,3-Dichloro-benzene (µg/l)	1,4-Dichloro-benzene (µg/l)	Dichloro-difluoro-methane (µg/l)	1,1-DCA (µg/l)
MW-1												
07/20/99	--	--	12	--	--	--	--	3.9	--	--	--	2.0
03/31/00	--	--	--	--	--	--	--	6.2	--	--	--	--
04/04/01	--	--	5.6	--	--	--	--	4.6	--	--	--	--
07/17/01	--	--	--	--	--	--	--	18	--	--	--	--
07/18/02	--	--	5.9	1.1	--	--	--	5.8	--	1.3	--	--
07/07/03	--	--	ND<120	--	--	--	--	--	--	--	--	--
07/12/04	ND<20	ND<10	ND<10	ND<10	ND<10	ND<10	ND<10	ND<2	ND<2	ND<2	ND<10	ND<10
07/08/05	ND<1.0	ND<0.50	12	1.0	ND<0.50	ND<1.0	ND<0.50	9.0	ND<0.50	1.2	ND<1.0	1.3
07/28/06	ND<1.0	ND<0.50	ND<0.50	ND<0.50	ND<0.50	ND<0.50	ND<0.50	ND<0.50	ND<0.50	ND<0.50	ND<0.50	ND<0.50
07/19/07	ND<100	ND<50	ND<50	ND<50	ND<50	ND<50	ND<50	ND<50	ND<50	ND<50	ND<50	ND<50
07/03/08	ND<25	ND<12	ND<12	ND<12	ND<12	ND<12	ND<12	ND<12	ND<12	ND<12	ND<12	ND<12
MW-5												
01/06/03	--	--	ND<0.50	--	--	--	--	--	--	--	--	--
MW-7												
01/06/03	--	--	ND<50	--	--	--	--	--	--	--	--	--

Table 2 c
ADDITIONAL HISTORIC ANALYTICAL RESULTS
76 Station 1156

Date Sampled	1,1-DCE (µg/l)	cis-1,2-DCE (µg/l)	trans-1,2-DCE (µg/l)	1,2-Dichloro- propane (µg/l)	cis-1,3-Dichloro- propene (µg/l)	trans-1,3-Dichloro- propene (µg/l)	Hexa- chloro- butadiene (µg/l)	Methylene chloride (µg/l)	Naph- thalene (µg/l)	n-Propyl- benzene (µg/l)	1,1,2,2- Tetrachloro- ethane (µg/l)	Tetrachloro- ethene (PCE) (µg/l)
MW-1												
07/20/99	--	3.6	--	0.92	--	--	--	--	600	--	--	--
09/28/99	--	--	--	--	--	--	--	--	534	--	--	--
01/07/00	--	--	--	--	--	--	--	--	1050	371	--	--
03/31/00	--	--	--	--	--	--	--	--	140	--	--	--
07/14/00	--	--	--	--	--	--	--	--	690	--	--	334
10/03/00	--	--	--	--	--	--	--	--	361	--	--	--
01/03/01	--	--	--	--	--	--	--	--	400	--	--	--
04/04/01	--	3.4	--	--	--	--	--	--	490	--	--	--
07/17/01	--	--	--	--	--	--	--	--	740	--	--	--
07/18/02	--	1.3	--	--	--	--	--	--	910	--	--	ND<0.60
07/07/03	--	ND<120	--	--	--	--	--	--	850	--	--	ND<120
07/12/04	ND<10	ND<10	ND<10	ND<10	ND<10	ND<10	ND<2	ND<20	450	--	ND<10	ND<10
07/08/05	ND<0.50	3.1	ND<0.50	ND<0.50	ND<0.50	ND<0.50	ND<20	ND<5.0	250	--	ND<0.50	ND<0.50
07/28/06	ND<0.50	4.5	ND<0.50	ND<0.50	ND<0.50	ND<0.50	--	ND<1.0	--	--	ND<0.50	ND<0.50
07/19/07	ND<50	ND<50	ND<50	ND<50	ND<50	ND<50	--	ND<100	--	--	ND<50	ND<50
07/03/08	ND<12	ND<12	ND<12	ND<12	ND<12	ND<12	--	ND<25	--	--	ND<12	ND<12
MW-5												
01/06/03	--	ND<0.50	--	--	--	--	--	--	ND<10	--	--	ND<0.50
MW-7												
01/06/03	--	ND<50	--	--	--	--	--	--	ND<10	--	--	ND<50

Table 2 d
ADDITIONAL HISTORIC ANALYTICAL RESULTS
76 Station 1156

Date Sampled	Trichloro-trifluoroethane (µg/l)	1,2,4-Trichlorobenzene (µg/l)	1,1,1-Trichloroethane (µg/l)	1,1,2-Trichloroethane (µg/l)	Trichloroethene (TCE) (µg/l)	Trichlorofluoromethane (µg/l)	1,2,4-Trimethylbenzene (µg/l)	1,3,5-Trimethylbenzene (µg/l)	Vinyl chloride (µg/l)	Acenaphthene (µg/l)	Acenaphthylene (svoc) (µg/l)	Anthracene (µg/l)
MW-1												
09/28/99	--	--	--	--	--	--	1240	318	--	--	--	--
01/07/00	--	--	--	--	--	--	2210	597	--	--	--	--
07/12/04	ND<10	ND<2	ND<10	ND<10	ND<10	ND<10	--	--	ND<10	ND<2	--	ND<2
07/08/05	ND<0.50	ND<20	ND<0.50	ND<0.50	0.73	ND<1.0	--	--	ND<0.50	--	--	--
07/28/06	ND<0.50	--	ND<0.50	ND<0.50	ND<0.50	ND<0.50	--	--	ND<0.50	ND<10	ND<10	ND<10
07/19/07	ND<50	--	ND<50	ND<50	ND<50	ND<50	--	--	ND<50	ND<2.2	ND<2.2	ND<2.2
07/03/08	ND<12	--	ND<12	ND<12	ND<12	ND<12	--	--	ND<12	ND<20	ND<20	ND<20

Table 2 e
ADDITIONAL HISTORIC ANALYTICAL RESULTS
76 Station 1156

Date Sampled	Benzo[a]-anthracene (µg/l)	Benzo[a]-pyrene (µg/l)	Benzo[b]-fluoranthene (µg/l)	Benzo-[g,h,i]-perylene (µg/l)	Benzo[k]-fluoranthene (µg/l)	Benzoic Acid (µg/l)	Benzyl Alcohol (µg/l)	Bis(2-chloro-ethoxy) methane (µg/l)	Bis(2-chloro-ethyl) ether (µg/l)	Bis(2-chloro-isopropyl)-ether (µg/l)	Bis(2-ethyl-phthalate) (µg/l)	4-Bromophenyl ether (µg/l)
MW-1												
03/31/00	--	--	--	--	--	--	--	--	--	--	10	--
10/03/00	--	--	--	--	--	--	--	--	--	--	51.6	--
04/04/01	--	--	--	--	--	--	--	--	--	--	55	--
07/17/01	--	--	--	--	--	--	--	--	--	--	400	--
07/18/02	--	--	--	--	--	--	--	--	--	--	120	--
07/07/03	--	--	--	--	--	--	--	--	--	--	70	--
07/12/04	ND<2	ND<2	ND<2	ND<2	ND<2	--	--	--	--	--	ND<5	--
07/28/06	ND<10	ND<10	ND<10	ND<10	ND<10	ND<50	ND<10	ND<10	ND<10	ND<10	33	ND<10
07/19/07	ND<2.2	ND<2.2	ND<2.2	ND<2.2	ND<2.2	ND<11	ND<2.2	ND<2.2	ND<2.2	ND<2.2	ND<4.4	ND<2.2
07/03/08	ND<20	ND<20	ND<20	ND<20	ND<20	ND<100	ND<20	ND<20	ND<20	ND<20	ND<40	ND<20
MW-5												
01/06/03	--	--	--	--	--	--	--	--	--	--	ND<5.0	--
MW-7												
01/06/03	--	--	--	--	--	--	--	--	--	--	ND<5.0	--

Table 2 f
ADDITIONAL HISTORIC ANALYTICAL RESULTS
76 Station 1156

Date Sampled	Butyl- benzyl phthalate (µg/l)	4-Chloro- 3-methyl- phenol (µg/l)	4-Chloro- aniline (µg/l)	2-Chloro- naphtha- lene (µg/l)	2-Chloro- phenol (µg/l)	4-Chloro- phenyl ether (µg/l)	Chrysene (µg/l)	Dibenzo- [a,h]- anthracene (µg/l)	Dibenzo- furan (µg/l)	1,2-Dichloro- benzene (svoc) (µg/l)	1,3-Dichloro- benzene (svoc) (µg/l)	1,4-Dichloro- benzene (svoc) (µg/l)
MW-1												
07/12/04	--	--	--	--	--	--	ND<2	ND<3	--	--	--	--
07/28/06	ND<10	ND<25	ND<10	ND<10	ND<10	ND<10	ND<10	ND<15	ND<10	ND<10	ND<10	ND<10
07/19/07	ND<2.2	ND<5.5	ND<2.2	ND<2.2	ND<2.2	ND<2.2	ND<2.2	ND<3.3	ND<2.2	ND<2.2	ND<2.2	ND<2.2
07/03/08	ND<20	ND<50	ND<20	ND<20	ND<20	ND<20	ND<20	ND<30	ND<20	ND<20	ND<20	ND<20

Table 2 g
ADDITIONAL HISTORIC ANALYTICAL RESULTS
76 Station 1156

Date Sampled	3,3-Dichloro-benzidine (µg/l)	2,4-Dichloro-phenol (µg/l)	Diethyl phthalate (µg/l)	2,4-Dimethyl-phenol (µg/l)	Dimethyl phthalate (µg/l)	Di-n-butyl phthalate (µg/l)	2,4-Dinitro-phenol (µg/l)	2,4-Dinitro-toluene (µg/l)	2,6-Dinitro-toluene (µg/l)	Di-n-octyl phthalate (µg/l)	Fluoran-thene (µg/l)	Fluorene (µg/l)
MW-1												
07/12/04	--	--	--	--	--	--	--	--	--	--	ND<2	ND<2
07/28/06	ND<50	ND<10	ND<10	ND<10	ND<10	ND<10	ND<50	ND<10	ND<10	ND<10	ND<10	ND<10
07/19/07	ND<11	ND<2.2	ND<2.2	ND<2.2	ND<2.2	ND<2.2	ND<11	ND<2.2	ND<2.2	ND<2.2	ND<2.2	ND<2.2
07/03/08	ND<100	ND<20	ND<20	ND<20	ND<20	ND<20	ND<100	ND<20	ND<20	ND<20	ND<20	ND<20

Table 2 h
ADDITIONAL HISTORIC ANALYTICAL RESULTS
76 Station 1156

Date Sampled	Hexachloro-benzene (µg/l)	HCBD (svoc) (µg/l)	Hexachloro-cyclopentadiene (µg/l)	Hexachloro-ethane (µg/l)	Indeno-[1,2,3-c,d]pyrene (µg/l)	Isophorone (µg/l)	2-Methyl-4,6-dinitro-phenol (µg/l)	2-Methyl-naphthalene (µg/l)	2-Methyl-phenol (µg/l)	4-Methyl-phenol (µg/l)	Naphthalene (svoc) (µg/l)	2-Nitro-aniline (µg/l)
MW-1												
07/20/99	--	--	--	--	--	--	--	240	--	27	--	--
09/28/99	--	--	--	--	--	--	--	87.4	26.4	35.6	--	--
01/07/00	--	--	--	--	--	--	--	315	--	--	--	--
03/31/00	--	--	--	--	--	--	--	73	31	18	--	--
07/14/00	--	--	--	--	--	--	--	300	--	--	--	--
10/03/00	--	--	--	--	--	--	--	98.1	--	28.9	--	--
01/03/01	--	--	--	--	--	--	--	180	--	--	--	--
04/04/01	--	--	--	--	--	--	--	78	--	--	--	--
07/17/01	--	--	--	--	--	--	--	290	47	25	--	--
07/18/02	--	--	--	--	--	--	--	420	13	25	--	--
07/07/03	--	--	--	--	--	--	--	260	ND<5.0	22	--	--
07/12/04	--	--	--	--	ND<2	--	--	--	--	--	--	--
07/28/06	ND<10	ND<5.0	ND<10	ND<10	ND<10	ND<10	--	280	ND<10	--	660	ND<10
07/19/07	ND<2.2	ND<1.1	ND<2.2	ND<2.2	ND<2.2	ND<2.2	ND<11	230	29	--	770	ND<2.2
07/03/08	ND<20	ND<20	ND<20	ND<20	ND<20	ND<20	ND<100	270	ND<20	--	750	ND<20
MW-5												
01/06/03	--	--	--	--	--	--	--	ND<5.0	ND<5.0	ND<5.0	--	--
MW-7												
01/06/03	--	--	--	--	--	--	--	ND<5.0	ND<5.0	ND<5.0	--	--

Table 2 i
ADDITIONAL HISTORIC ANALYTICAL RESULTS
76 Station 1156

Date Sampled	3-Nitro-aniline (µg/l)	4-Nitro-aniline (µg/l)	Nitro-benzene (µg/l)	2-Nitro-phenol (µg/l)	4-Nitro-phenol (µg/l)	N-nitrosodi-n-propyl-amine (µg/l)	N-Nitro-sodiphenyl-amine (µg/l)	Penta-chloro-phenol (µg/l)	Phen-anthrene (µg/l)	Phenol (µg/l)	Pyrene (µg/l)	1,2,4-Trichloro-benzene (svoc) (µg/l)
MW-1												
07/12/04	--	--	--	--	--	--	--	--	ND<2	--	ND<2	--
07/28/06	ND<10	ND<25	ND<10	ND<10	ND<10	ND<10	ND<10	ND<50	ND<10	ND<10	ND<10	ND<10
07/19/07	ND<2.2	ND<5.5	ND<2.2	ND<2.2	ND<2.2	ND<2.2	ND<2.2	ND<11	ND<2.2	ND<2.2	ND<2.2	ND<2.2
07/03/08	ND<20	ND<50	ND<20	ND<20	ND<20	ND<20	ND<20	ND<100	ND<20	ND<20	ND<20	ND<20

Table 2 j
ADDITIONAL HISTORIC ANALYTICAL RESULTS
76 Station 1156

Date Sampled	2,4,6-Trichlorophenol (µg/l)	2,4,5-Trichlorophenol (µg/l)	Carbon (organic, total) (mg/l)	Chromium VI (µg/l)	Chromium (total) (µg/l)	Iron Ferrous (µg/l)	Manganese (dissolved) (µg/l)	Manganese (total) (µg/l)	Molybdenum (total) (µg/l)	Molybdenum (dissolved) (µg/l)	Selenium (total) (µg/l)	Selenium (dissolved) (µg/l)
MW-1												
07/28/06	ND<25	ND<25	--	--	--	--	--	--	--	--	--	--
07/19/07	ND<5.5	ND<5.5	--	--	--	--	--	--	--	--	--	--
07/03/08	ND<50	ND<50	--	--	--	--	--	--	--	--	--	--
04/13/09	--	--	26	ND<2.0	ND<3.0	280	160	200	8.6	7.5	ND<2.0	ND<2.0
MW-2												
04/13/09	--	--	4.4	ND<2.0	9.3	740	110	230	1.1	ND<1.0	ND<2.0	ND<2.0
MW-3												
04/13/09	--	--	3.0	ND<2.0	14	1800	2800	2500	4.7	3.7	ND<2.0	ND<2.0
MW-4												
04/13/09	--	--	1.9	ND<2.0	8.1	1500	2000	3500	7.2	6.4	ND<2.0	ND<2.0
MW-5												
04/13/09	--	--	1.4	ND<2.0	19	ND<500	1.4	650	1.2	1.5	ND<2.0	ND<2.0
MW-6												
04/13/09	--	--	1.4	ND<2.0	32	ND<500	14	530	2.6	2.9	ND<2.0	ND<2.0
MW-7												
04/13/09	--	--	2.3	ND<2.0	100	3200	960	2300	1.1	1.3	ND<2.0	ND<2.0
MW-8												
04/13/09	--	--	0.48	ND<2.0	3.3	130	ND<1.0	47	1.2	1.2	ND<2.0	ND<2.0

Table 2 k
ADDITIONAL HISTORIC ANALYTICAL RESULTS
76 Station 1156

Date Sampled	Vanadium (total) (µg/l)	Vanadium (dissolved) (µg/l)	Bromate (µg/l)	Bromide (mg/l)	Chloride (mg/l)	Nitrogen as Nitrate (mg/l)	Sulfate (mg/l)	Alkalinity (total) (mg/l)	Specific Conductance (µmhos)	Post-purge Dissolved Oxygen (mg/l)	Pre-purge Dissolved Oxygen (mg/l)	Pre-purge ORP (mV)
MW-1 04/13/09	ND<3.0	ND<3.0	ND<25	0.77	23	ND<0.44	ND<1.0	390	750	--	0.75	-102
MW-2 04/13/09	31	12	ND<25	0.40	25	0.85	14	350	688	0.49	0.65	-27
MW-3 04/13/09	22	ND<3.0	ND<25	0.41	30	2.9	16	360	681	0.38	0.64	-89
MW-4 04/13/09	13	3.4	ND<25	0.40	37	4.4	23	320	704	1.35	0.51	-67
MW-5 04/13/09	59	6.1	ND<25	0.71	68	5.7	26	350	860	0.95	1.80	-21
MW-6 04/13/09	80	5.2	ND<25	0.58	72	8.9	37	280	754	0.54	0.80	-40
MW-7 04/13/09	190	5.6	ND<25	0.50	37	ND<0.44	9.3	430	848	1.27	0.80	-21
MW-8 04/13/09	12	4.5	ND<25	ND<0.10	81	19	40	210	690	1.11	2.56	-70

Table 2 1
ADDITIONAL HISTORIC ANALYTICAL RESULTS
76 Station 1156

Date Sampled	Post-purge ORP (mV)
MW-2 04/13/09	-15
MW-3 04/13/09	-82
MW-4 04/13/09	-46
MW-5 04/13/09	-12
MW-6 04/13/09	-32
MW-7 04/13/09	-13
MW-8 04/13/09	-48