

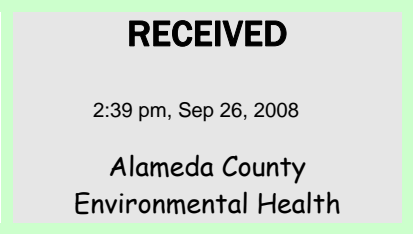


**CONESTOGA-ROVERS
& ASSOCIATES**

5900 Hollis Street, Suite A
Emeryville, California 94608
Telephone: (510) 420-0700 Fax: (510) 420-9170
www.CRAworld.com

TRANSMITTAL

DATE: September 22, 2008 REFERENCE NO.: 240524
PROJECT NAME: 4255 MacArthur Boulevard, Oakland
TO: Jerry Wickham
Alameda County Health Care Services Agency
1131 Harbor Bay Parkway, Suite 250
Alameda, California 94502-6577



Please find enclosed: Draft Final
 Originals Other
 Prints

Sent via: Mail Same Day Courier
 Overnight Courier Other

QUANTITY	DESCRIPTION
1	Groundwater Monitoring Report – Third Quarter 2008

As Requested For Review and Comment
 For Your Use _____

COMMENTS:
If you have any questions regarding the contents of this document, please call Peter Schaefer at (510) 420-3319.

Copy to: Denis Brown
Roland Malone, Jr.
Kenneth Williams
Thomas H. Kosel

Completed by: Peter Schaefer Signed: *Peter Schaefer*
[Please Print]

Filing: Correspondence File



Jerry Wickham
Alameda County Health Care Services Agency
1131 Harbor Bay Parkway, Suite 250
Alameda, California 94502-6577

Denis L. Brown
Shell Oil Products US
HSE - Environmental Services
20945 S. Wilmington Ave.
Carson, CA 90810-1039
Tel (707) 865 0251
Fax (707) 865 2542
Email denis.l.brown@shell.com

Re: Former Shell Service Station
4255 MacArthur Boulevard
Oakland, California
SAP Code 135701
Incident No. 98995758
ACHCSA Case No. 486

Dear Mr. Wickham:

The attached document is provided for your review and comment. Upon information and belief, I declare, under penalty of perjury, that the information contained in the attached document is true and correct.

If you have any questions or concerns, please call me at (707) 865-0251.

Sincerely,

A handwritten signature in black ink, appearing to read "Denis L. Brown", is written over a horizontal line.

Denis L. Brown
Project Manager



GROUNDWATER MONITORING REPORT – THIRD QUARTER 2008

**FORMER SHELL SERVICE STATION
4255 MACARTHUR BOULEVARD
OAKLAND , CALIFORNIA**

**SAP CODE 135701
INCIDENT NO. 98995758
AGENCY NO. RO-0486**

**SEPTEMBER 24, 2008
REF. NO. 240524 (1)**

This report is printed on recycled paper.

**Prepared by:
Conestoga-Rovers
& Associates**

5900 Hollis Street, Suite A
Emeryville, California
U.S.A. 94608

Office: (510) 420-0700
Fax: (510) 420-9170

web: <http://www.CRAworld.com>

TABLE OF CONTENTS

	<u>Page</u>
1.0 INTRODUCTION.....	1
1.1 SITE INFORMATION	1
2.0 SITE ACTIVITIES, FINDINGS, AND DISCUSSION.....	2
2.1 CURRENT QUARTER'S ACTIVITIES.....	2
2.2 CURRENT QUARTER'S FINDINGS	2
2.3 PROPOSED ACTIVITIES FOR NEXT QUARTER	2

LIST OF FIGURES
(Following Text)

- FIGURE 1 VICINITY MAP
- FIGURE 2 GROUNDWATER CONTOUR AND
CHEMICAL CONCENTRATION MAP

LIST OF APPENDICES

- APPENDIX A BLAINE TECH SERVICES, INC. – GROUNDWATER MONITORING
REPORT
- APPENDIX B 76 SERVICE STATION #1156 - GROUNDWATER MONITORING DATA
AND ANALYTICAL RESULTS

1.0 INTRODUCTION

Conestoga-Rovers & Associates (CRA) prepared this report on behalf of Equilon Enterprises LLC dba Shell Oil Products US (Shell) in accordance with the quarterly reporting requirements of 23 CCR 2652d.

1.1 SITE INFORMATION

Site Address	4255 MacArthur Boulevard, Oakland
Site Use	Vacant
Shell Project Manager	Denis Brown
CRA Project Manager	Peter Schaefer
Lead Agency and Contact	ACHCSA, Jerry Wickham
Agency Case No.	RO-0486
Shell SAP Code	135701
Shell Incident No.	98995758

Date of most recent agency correspondence was May 3, 2007.

2.0 SITE ACTIVITIES, FINDINGS, AND DISCUSSION

2.1 CURRENT QUARTER'S ACTIVITIES

Blaine Tech Services, Inc. (Blaine) gauged and sampled the wells according to the established monitoring program for this site.

CRA prepared a vicinity map (Figure 1) and a groundwater contour and chemical concentration map (Figure 2). Blaine's report, presenting the analytical data, is included in Appendix A.

Groundwater sampling was coordinated with sampling at the adjacent 76 Station #1156. The data tables for this site are included in Appendix B.

Blaine conducted monthly gauging and bailing of separate phase hydrocarbons (SPHs) from wells MW-2 and MW-3. A SPH removal summary is provided below.

SEPARATE-PHASE HYDROCARBON REMOVAL SUMMARY	
This Quarter (pounds)	Cumulative Removal (pounds)
1.13	25.75

2.2 CURRENT QUARTER'S FINDINGS

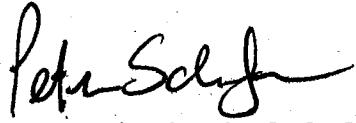
Groundwater Flow Direction	Southwest
Hydraulic Gradient	Not available
Depth to Water	5.05 to 11.62 feet below top of well casing

2.3 PROPOSED ACTIVITIES FOR NEXT QUARTER


Blaine will gauge and sample wells according to the established monitoring program for this site.

Blaine will conduct monthly gauging and bailing of SPHs from wells MW-2 and MW-3.


All of Which is Respectfully Submitted,
CONESTOGA-ROVERS & ASSOCIATES



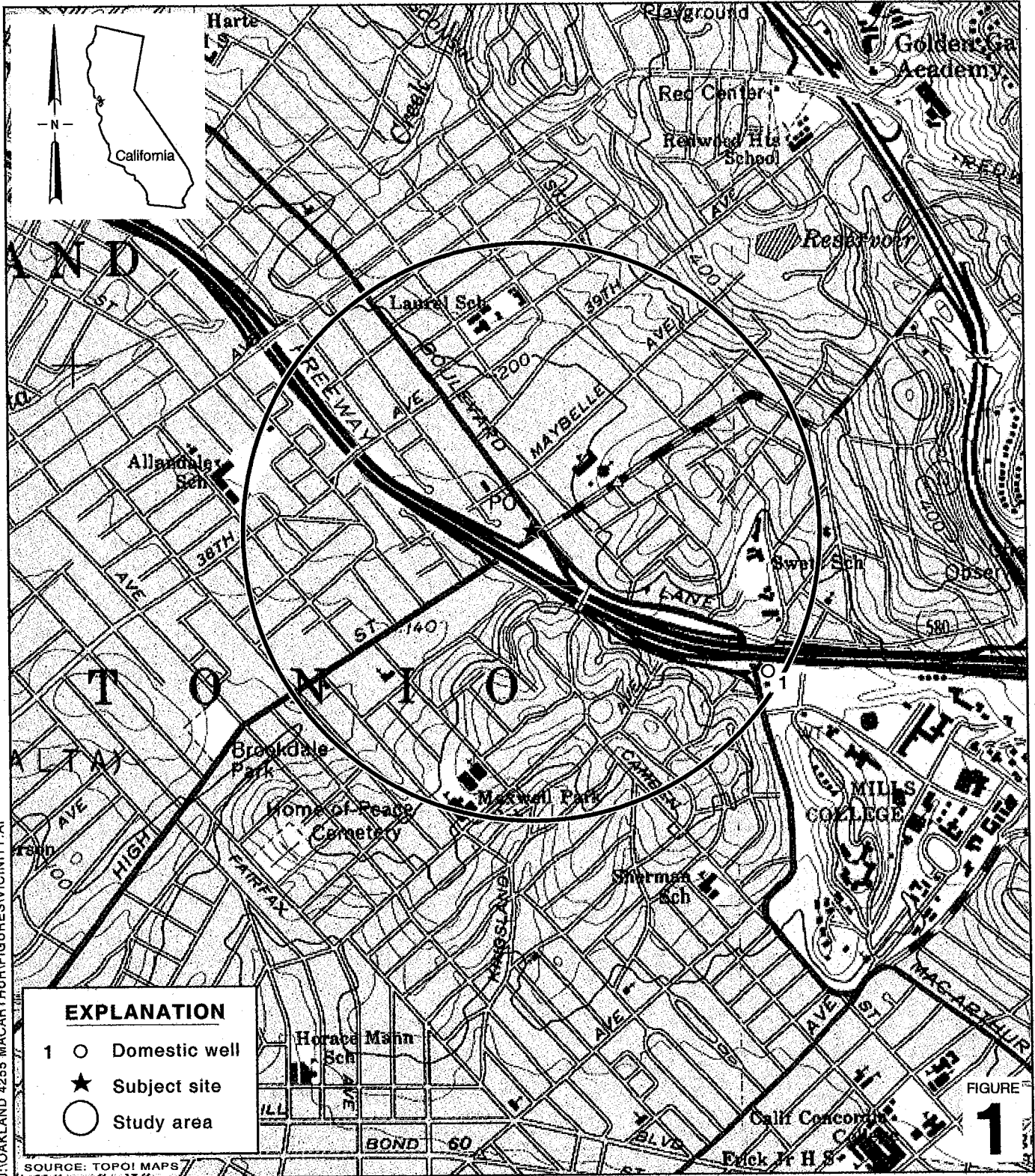
Peter Schaefer, CHG, CEG
Project Manager



Aubrey Cool, PG
Professional Geologist



FIGURES



J:\OAKLAND 4255 MACARTHUR\FIGURES\VICINITY.A1

Former Shell Service Station
 4255 MacArthur Boulevard
 Oakland, California



Vicinity Map

FIGURE 1

EXPLANATION

- MW-1 ◆ Monitoring well location (Shell)
- MW-1 ◆ Monitoring well location (Tosco)
- TB-1 ☒ Destroyed tank backfill well location (Shell)

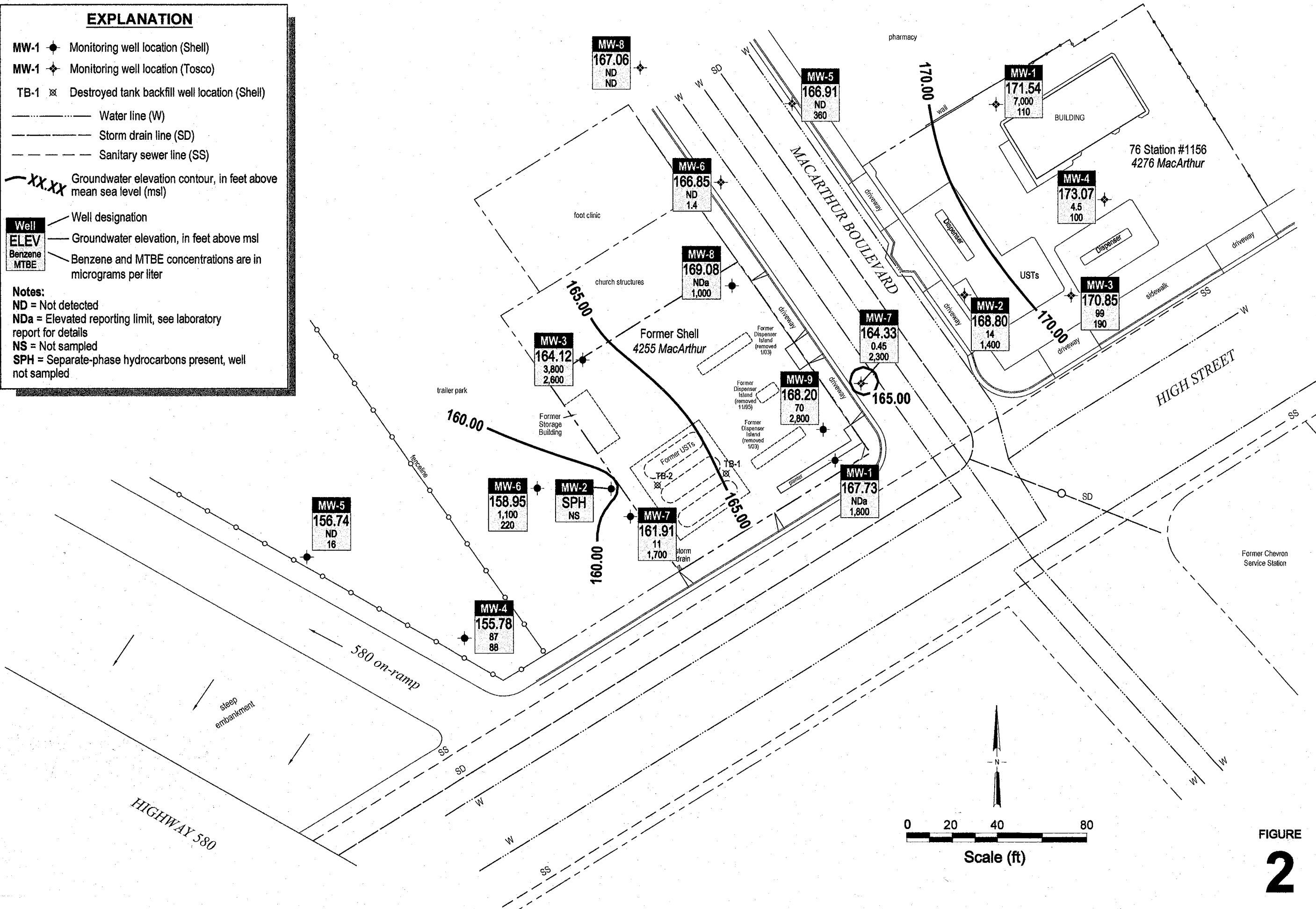
- Water line (W)
- Storm drain line (SD)
- Sanitary sewer line (SS)

—XX.XX Groundwater elevation contour, in feet above mean sea level (msl)

- Well
- ELEV Groundwater elevation, in feet above msl
- Benzene Benzene and MTBE concentrations are in micrograms per liter
- MTBE

Notes:

- ND = Not detected
- NDa = Elevated reporting limit, see laboratory report for details
- NS = Not sampled
- SPH = Separate-phase hydrocarbons present, well not sampled



Groundwater Contour and Chemical Concentration Map

July 3, 2008



Former Shell Service Station
 4255 MacArthur Boulevard
 Oakland, California

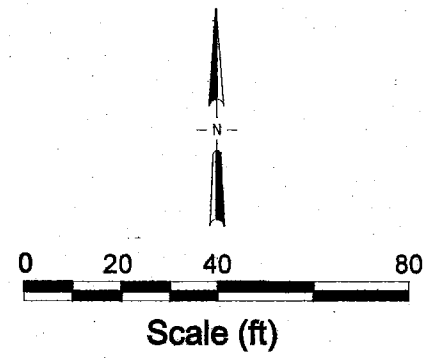


FIGURE
2

I:\Shell_TEMP\6-char\2405-1240524-Oakland 4255 MacArthur\240524 - Pre-September 2008\Figures\30M08.DWG

APPENDIX A

BLAINE TECH SERVICES, INC. –
GROUNDWATER MONITORING REPORT

BLAINE
TECH SERVICES INC.

GROUNDWATER SAMPLING SPECIALISTS
SINCE 1985

July 21, 2008

Denis Brown
Shell Oil Products US
20945 South Wilmington Avenue
Carson, CA 90810

Third Quarter 2008 Groundwater Monitoring at
Former Shell-branded Service Station
4255 MacArthur Boulevard
Oakland, CA

Monitoring performed on May 27, June 11 and July 3, 2008

Groundwater Monitoring Report 080703-MT-1

This report covers the routine monitoring of groundwater wells at this former Shell-branded facility. In accordance with standard procedures that conform to Regional Water Quality Control Board requirements, routine field data collection includes depth to water, total well depth, thickness of any separate immiscible layer, water column volume, calculated purge volume (if applicable), elapsed evacuation time (if applicable), total volume of water removed (if applicable), and standard water parameter instrument readings. Sample material is collected, contained, stored, and transported to the laboratory in conformance with EPA standards. Purgewater (if applicable) is, likewise, collected and transported to the Martinez Refining Company.

Basic field information is presented alongside analytical values excerpted from the laboratory report in the cumulative table of **WELL CONCENTRATIONS**. The full analytical report for the most recent samples and the field data sheets are attached to this report.

At a minimum, Blaine Tech Services, Inc. field personnel are certified on completion of a forty hour Hazardous Materials and Emergency Response training course per 29 CFR 1910.120. Field personnel are also enrolled in annual eight-hour refresher courses.

SAN JOSE

SACRAMENTO

LOS ANGELES

SAN DIEGO

SEATTLE

1680 ROGERS AVENUE SAN JOSE, CA (408) 573-0555 FAX (408) 573-7771 LIC. 746684 www.blainetech.com

Blaine Tech Services, Inc. conducts sampling and documentation assignments of this type as an independent third party. Our activities at this site consisted of objective data and sample collection only. No interpretation of analytical results, defining of hydrological conditions or formulation of recommendations was performed.

Please call if you have any questions.

Yours truly,

Mike Ninokata
Project Manager

MN/tm

attachments: Cumulative Table of WELL CONCENTRATIONS
Certified Analytical Report
Field Data Sheets

cc: Anni Kreml
Conestoga-Rovers & Associates
5900 Hollis Street, Suite A
Emeryville, CA 94608

WELL CONCENTRATIONS
Former Shell-branded Service Station
4255 MacArthur Boulevard
Oakland, CA

Well ID	Date	TPPH (ug/L)	B (ug/L)	T (ug/L)	E (ug/L)	X (ug/L)	MTBE 8020 (ug/L)	MTBE 8260 (ug/L)	DIPE (ug/L)	ETBE (ug/L)	TAME (ug/L)	TBA (ug/L)	Ethanol (ug/L)	TOC (MSL)	Depth to Water (ft.)	Depth to SPH (ft.)	GW Elevation (MSL)	SPH Thickness (ft.)	DO Reading (ppm)	ORP Reading (mV)
MW-1	11/17/1993	410	21	11	7.9	47	NA	NA	NA	NA	NA	NA	NA	175.79	8.59	NA	167.20	NA	NA	NA
MW-1	01/20/1994	1,200	180	19	48	47	NA	NA	NA	NA	NA	NA	NA	175.79	8.22	NA	167.57	NA	NA	NA
MW-1	04/25/1994	3,100	610	<10	130	27	NA	NA	NA	NA	NA	NA	NA	175.79	7.63	NA	168.16	NA	NA	NA
MW-1	07/07/1994	2,400	1,000	10	250	20	NA	NA	NA	NA	NA	NA	NA	175.79	8.31	NA	167.48	NA	NA	NA
MW-1	10/27/1994	2,200	500	3.1	72	1.8	NA	NA	NA	NA	NA	NA	NA	175.79	8.84	NA	166.95	NA	NA	NA
MW-1	11/17/1994	NA	NA	NA	NA	NA	NA	NA	NA	NA	NA	NA	NA	175.79	7.60	NA	168.19	NA	NA	NA
MW-1	11/28/1994	NA	NA	NA	NA	NA	NA	NA	NA	NA	NA	NA	NA	175.79	7.56	NA	168.23	NA	NA	NA
MW-1	01/13/1995	570	75	2.5	6.7	11	NA	NA	NA	NA	NA	NA	NA	175.79	7.11	NA	168.68	NA	NA	NA
MW-1	04/12/1995	1,800	480	<5.0	79	<5.0	NA	NA	NA	NA	NA	NA	NA	175.79	7.08	NA	168.71	NA	NA	NA
MW-1	07/25/1995	120	15	1.1	2.1	2.9	NA	NA	NA	NA	NA	NA	NA	175.79	7.73	NA	168.06	NA	NA	NA
MW-1 (D)	07/25/1995	300	88	2.4	11	6.5	NA	NA	NA	NA	NA	NA	NA	175.79	7.73	NA	168.06	NA	NA	NA
MW-1	10/18/1995	130	9.5	0.8	1.3	1.7	NA	NA	NA	NA	NA	NA	NA	175.79	8.42	NA	167.37	NA	NA	NA
MW-1 (D)	10/18/1995	120	11	0.8	1.4	1.8	NA	NA	NA	NA	NA	NA	NA	175.79	8.42	NA	167.37	NA	NA	NA
MW-1	01/17/1996	250	22	0.9	1.6	2.3	NA	NA	NA	NA	NA	NA	NA	175.79	7.83	NA	167.96	NA	NA	NA
MW-1	04/25/1996	<50	4.6	<0.5	<0.5	0.6	500b	NA	NA	NA	NA	NA	NA	175.79	7.35	NA	168.44	NA	NA	NA
MW-1	07/17/1996	<250	15	<2.5	<2.5	<2.5	540	NA	NA	NA	NA	NA	NA	175.79	7.70	NA	168.09	NA	NA	NA
MW-1	10/01/1996	1,200	500	12	57	82	1,900	NA	NA	NA	NA	NA	NA	175.79	8.07	NA	167.72	NA	NA	NA
MW-1	01/22/1997	640	170	4.3	33	33	1,200	NA	NA	NA	NA	NA	NA	175.79	7.21	NA	168.58	NA	NA	NA
MW-1	04/08/1997	<200	34	<2.0	3.3	4.3	950	NA	NA	NA	NA	NA	NA	175.79	7.75	NA	168.04	NA	NA	NA
MW-1 (D)	04/08/1997	<200	66	<2.0	6.4	8	740	NA	NA	NA	NA	NA	NA	175.79	7.75	NA	168.04	NA	NA	NA
MW-1	07/08/1997	190	49	1.2	5.8	8.6	560	NA	NA	NA	NA	NA	NA	175.79	8.01	NA	167.78	NA	NA	NA
MW-1	10/08/1997	<100	7	<1.0	<1.0	<1.0	620	NA	NA	NA	NA	NA	NA	175.79	8.10	NA	167.69	NA	NA	NA
MW-1	01/09/1998	970	390	12	48	71	1,200	NA	NA	NA	NA	NA	NA	175.79	7.14	NA	168.65	NA	NA	NA
MW-1	04/13/1998	<50	136	<0.50	1.5	1.8	170	NA	NA	NA	NA	NA	NA	175.79	6.78	NA	169.01	NA	NA	NA
MW-1	07/17/1998	2,500	750	11	88	67	150	NA	NA	NA	NA	NA	NA	175.79	7.28	NA	168.51	NA	NA	NA
MW-1	10/02/1998	8,000	970	36	270	440	35	NA	NA	NA	NA	NA	NA	175.79	7.77	NA	168.02	NA	NA	NA
MW-1	02/03/1999	210	56	0.82	<0.50	3.2	220	NA	NA	NA	NA	NA	NA	175.79	7.45	NA	168.34	NA	1.4	NA
MW-1	04/29/1999	<50	4.5	<0.50	0.56	<0.50	140	196	NA	NA	NA	NA	NA	175.79	7.58	NA	168.21	NA	1.2	140
MW-1	07/23/1999	<50.0	<0.500	<0.500	<0.500	<0.500	120	111*	NA	NA	NA	NA	NA	175.79	8.51	NA	167.28	NA	1.0	NA
MW-1	11/01/1999	<50.0	<0.500	<0.500	<0.500	<0.500	2.90	NA	NA	NA	NA	NA	NA	175.79	8.30	NA	167.49	NA	1.4	-71
MW-1	01/17/2000	<50	<0.50	<0.50	<0.50	<0.50	3.30	NA	NA	NA	NA	NA	NA	175.79	8.04	NA	167.75	NA	16.9	64
MW-1	04/17/2000	<50.0	1.08	<0.500	<0.500	<0.500	<2.50	NA	NA	NA	NA	NA	NA	175.79	8.00	NA	167.79	NA	1.8	112
MW-1	07/26/2000	125	54.3	2.16	5.45	9.86	33.1	NA	NA	NA	NA	NA	NA	175.79	7.52	NA	168.27	NA	13.2	-140
MW-1	10/12/2000	101	40.7	2.68	3.00	5.18	25.0	NA	NA	NA	NA	NA	NA	175.79	7.71	NA	168.08	NA	>20	534
MW-1	01/15/2001	<50.0	0.633	<0.500	0.505	1.74	<2.50	NA	NA	NA	NA	NA	NA	175.79	7.33	NA	168.46	NA	16.9	-127
MW-1	04/09/2001	<50.0	<0.500	<0.500	<0.500	0.927	<2.50	NA	NA	NA	NA	NA	NA	175.79	7.68	NA	168.11	NA	12.8	-117
MW-1	07/24/2001	<50	4.0	0.65	0.53	1.3	NA	<5.0	NA	NA	NA	NA	NA	175.79	8.00	NA	167.79	NA	>20	43

WELL CONCENTRATIONS
Former Shell-branded Service Station
4255 MacArthur Boulevard
Oakland, CA

Well ID	Date	TPPH (ug/L)	B (ug/L)	T (ug/L)	E (ug/L)	X (ug/L)	MTBE 8020 (ug/L)	MTBE 8260 (ug/L)	DIPE (ug/L)	ETBE (ug/L)	TAME (ug/L)	TBA (ug/L)	Ethanol (ug/L)	TOC (MSL)	Depth to Water (ft.)	Depth to SPH (ft.)	GW Elevation (MSL)	SPH Thickness (ft.)	DO Reading (ppm)	ORP Reading (mV)
MW-1	10/31/2001	<50	4.4	<0.50	<0.50	0.98	NA	<5.0	NA	NA	NA	NA	NA	175.79	7.94	NA	167.85	NA	13.6	123
MW-1	01/10/2002	<50	2.2	<0.50	<0.50	1.2	NA	6.1	NA	NA	NA	NA	NA	175.79	7.63	NA	168.16	NA	0.1	63
MW-1	04/25/2002	<50	2.0	<0.50	<0.50	<0.50	NA	<5.0	NA	NA	NA	NA	NA	175.79	7.76	NA	168.03	NA	0.3	54
MW-1	07/18/2002	<50	6.1	<0.50	<0.50	0.98	NA	<5.0	NA	NA	NA	NA	NA	175.79	8.29	NA	167.50	NA	1.1	32
MW-1	10/07/2002	500	17	14	11	60	NA	9.0	NA	NA	NA	NA	NA	175.76	8.34	NA	167.42	NA	2.8	-26
MW-1	01/06/2003	<50	12	<0.50	0.73	0.58	NA	14	NA	NA	NA	NA	NA	175.76	7.18	NA	168.58	NA	0.5	-22
MW-1	04/07/2003	<50	<0.50	<0.50	<0.50	<1.0	NA	12	NA	NA	NA	<5.0	NA	175.76	7.75	NA	168.01	NA	0.7	-24
MW-1	07/07/2003	<50	6.6	<0.50	<0.50	<1.0	NA	8.1	NA	NA	NA	<5.0	NA	175.76	7.75	NA	168.01	NA	0.5	16
MW-1	10/09/2003	<50	1.9	<0.50	<0.50	<1.0	NA	22	NA	NA	NA	<5.0	NA	175.76	8.45	NA	167.31	NA	0.7	80
MW-1	01/14/2004	<100	19	<1.0	<1.0	<2.0	NA	180	NA	NA	NA	63	NA	175.76	7.45	NA	168.31	NA	0.8	242
MW-1	04/28/2004	<50	2.1	<0.50	<0.50	<1.0	NA	110	NA	NA	NA	33	NA	175.76	8.25	NA	167.51	NA	0.5	64
MW-1	07/12/2004	<50	2.5	<0.50	<0.50	<1.0	NA	120	<2.0	<2.0	<2.0	26	<50	175.76	6.20	NA	169.56	NA	0.5	72
MW-1	10/25/2004	<500	<5.0	<5.0	<5.0	<10	NA	550	NA	NA	NA	240	NA	175.76	7.98	NA	167.78	NA	3.15	-72
MW-1	01/17/2005	<250	8.0	<2.5	<2.5	<5.0	NA	500	NA	NA	NA	310	NA	175.76	7.42	NA	168.34	NA	0.2	9
MW-1	04/06/2005	<250	<2.5	<2.5	<2.5	<5.0	NA	230	NA	NA	NA	330*	NA	175.76	8.15	NA	167.61	NA	2.49	143
MW-1	07/08/2005	<50	<0.50	<0.50	<0.50	<0.50	NA	380	<0.50	<0.50	<0.50	510	<5.0	175.76	7.45	NA	168.31	NA	1.1	12
MW-1	10/07/2005	<500 c	<5.0	<5.0	<5.0	<10	NA	1,600	NA	NA	NA	1,600	NA	175.76	7.72	NA	168.04	NA	NA	NA
MW-1	01/27/2006	1,720	6.92	<0.500	<0.500	<0.500	NA	1,270	NA	NA	NA	1,380	NA	175.76	6.68	NA	169.08	NA	NA	NA
MW-1	04/28/2006	2,420	6.90	1.19	<0.500	0.980	NA	2,080	NA	NA	NA	1,870	NA	175.76	6.67	NA	169.09	NA	NA	NA
MW-1	07/28/2006	3,230	2.06	<0.500	<0.500	<0.500	NA	1,770	<0.500	<0.500	1.14	1,730	<50.0	175.76	7.65	NA	168.11	NA	NA	NA
MW-1	10/27/2006	1,020	3.22	<0.500	1.72	<0.500	NA	690	NA	NA	NA	884	NA	175.76	7.90	NA	167.86	NA	NA	NA
MW-1	01/10/2007	1,100	3.0	<0.50	<0.50	<1.0	NA	2,300	NA	NA	NA	2,900	NA	175.76	7.62	NA	168.14	NA	NA	NA
MW-1	04/13/2007	620 g,h	7.1	0.24 i	<1.0	<1.0	NA	2,800	NA	NA	NA	3,600	NA	175.76	6.98	NA	168.78	NA	NA	NA
MW-1	07/09/2007	960 g,h	4.3 i	<20	<20	<20	NA	1,900	<40	<40	<40	2,100	<2,000	175.76	7.60	NA	168.16	NA	NA	NA
MW-1	10/08/2007	590 g,h	5.9 i	<20	<20	<20	NA	3,200	NA	NA	NA	2,200	NA	175.76	8.05	NA	167.71	NA	NA	NA
MW-1	01/09/2008	470 g,h	36	<10	<10	<10	NA	660	NA	NA	NA	1,300	NA	175.76	6.99	NA	168.77	NA	NA	NA
MW-1	04/04/2008	2,200	<10	<20	<20	<20	NA	2,000	NA	NA	NA	1,500	NA	175.76	6.94	NA	168.82	NA	NA	NA
MW-1	07/03/2008	1,800	<10	<20	<20	<20	NA	1,800	<40	<40	<40	3,400	<2,000	175.76	8.03	NA	167.73	NA	NA	NA
MW-2	11/17/1993	31,000	9,400	4,600	1,000	3,900	NA	NA	NA	NA	NA	NA	NA	170.91	12.31	NA	158.60	NA	NA	NA
MW-2	01/20/1994	40,000	6,900	5,600	780	4,100	NA	NA	NA	NA	NA	NA	NA	170.91	11.48	NA	159.43	NA	NA	NA
MW-2 (D)	01/20/1994	41,000	7,200	6,200	900	4,800	NA	NA	NA	NA	NA	NA	NA	170.91	11.48	NA	159.43	NA	NA	NA
MW-2	04/25/1994	60,000	9,300	6,100	1,400	6,200	NA	NA	NA	NA	NA	NA	NA	170.91	10.84	NA	160.07	NA	NA	NA
MW-2	07/07/1994	280,000a	40,000	26,000	8,100	32,000	NA	NA	NA	NA	NA	NA	NA	170.91	11.89	NA	159.02	NA	NA	NA
MW-2 (D)	07/07/1994	53,000	13,000	6,600	2,000	8,400	NA	NA	NA	NA	NA	NA	NA	170.91	11.89	NA	159.02	NA	NA	NA
MW-2	10/27/1994	130,000	14,000	12,000	2,400	13,000	NA	NA	NA	NA	NA	NA	NA	170.91	12.89	NA	158.02	NA	NA	NA
MW-2 (D)	10/27/1994	390,000	8,800	7,000	1,700	11,000	NA	NA	NA	NA	NA	NA	NA	170.91	12.89	NA	158.02	NA	NA	NA

WELL CONCENTRATIONS
Former Shell-branded Service Station
4255 MacArthur Boulevard
Oakland, CA

Well ID	Date	TPPH (ug/L)	B (ug/L)	T (ug/L)	E (ug/L)	X (ug/L)	MTBE 8020 (ug/L)	MTBE 8260 (ug/L)	DIPE (ug/L)	ETBE (ug/L)	TAME (ug/L)	TBA (ug/L)	Ethanol (ug/L)	TOC (MSL)	Depth to Water (ft.)	Depth to SPH (ft.)	GW Elevation (MSL)	SPH Thickness (ft.)	DO Reading (ppm)	ORP Reading (mV)
MW-2	11/17/1994	NA	NA	NA	NA	NA	NA	NA	NA	NA	NA	NA	NA	170.91	9.11	NA	161.80	NA	NA	NA
MW-2	11/28/1994	NA	NA	NA	NA	NA	NA	NA	NA	NA	NA	NA	NA	170.91	9.22	NA	161.69	NA	NA	NA
MW-2	01/13/1995	75,000	5,900	12,000	3,100	17,000	NA	NA	NA	NA	NA	NA	NA	170.91	8.10	NA	162.81	NA	NA	NA
MW-2	04/12/1995	100,000	8,500	11,000	2,400	12,000	NA	NA	NA	NA	NA	NA	NA	170.91	10.12	NA	160.79	NA	NA	NA
MW-2 (D)	04/12/1995	80,000	4,200	9,300	2,500	12,000	NA	NA	NA	NA	NA	NA	NA	170.91	10.12	NA	160.79	NA	NA	NA
MW-2	07/25/1995	NA	NA	NA	NA	NA	NA	NA	NA	NA	NA	NA	NA	170.91	11.53	NA	159.80	0.52	NA	NA
MW-2	10/18/1995	NA	NA	NA	NA	NA	NA	NA	NA	NA	NA	NA	NA	170.91	14.02	NA	156.99	0.13	NA	NA
MW-2	01/17/1996	NA	NA	NA	NA	NA	NA	NA	NA	NA	NA	NA	NA	170.91	10.27	NA	160.78	0.17	NA	NA
MW-2	04/25/1996	NA	NA	NA	NA	NA	NA	NA	NA	NA	NA	NA	NA	170.91	11.68	NA	159.25	0.03	NA	NA
MW-2	07/17/1996	NA	NA	NA	NA	NA	NA	NA	NA	NA	NA	NA	NA	170.91	12.78	NA	158.81	0.48	NA	NA
MW-2	10/01/1996	NA	NA	NA	NA	NA	NA	NA	NA	NA	NA	NA	NA	170.91	14.21	NA	156.70	0.28	NA	NA
MW-2	01/22/1997	NA	NA	NA	NA	NA	NA	NA	NA	NA	NA	NA	NA	170.91	10.92	NA	160.08	0.11	NA	NA
MW-2	04/08/1997	NA	NA	NA	NA	NA	NA	NA	NA	NA	NA	NA	NA	170.91	14.12	NA	156.95	0.20	NA	NA
MW-2	07/08/1997	NA	NA	NA	NA	NA	NA	NA	NA	NA	NA	NA	NA	170.91	14.98	NA	156.08	0.19	NA	NA
MW-2	10/08/1997	NA	NA	NA	NA	NA	NA	NA	NA	NA	NA	NA	NA	170.91	12.97	NA	157.98	0.05	NA	NA
MW-2	01/08/1998	NA	NA	NA	NA	NA	NA	NA	NA	NA	NA	NA	NA	170.91	12.54	NA	158.43	0.08	NA	NA
MW-2	04/13/1998	180,000	2,800	5,200	2,400	13,000	71,000	NA	NA	NA	NA	NA	NA	170.91	10.05	NA	160.86	NA	NA	NA
MW-2	07/17/1998	NA	NA	NA	NA	NA	NA	NA	NA	NA	NA	NA	NA	170.91	11.75	NA	159.24	0.10	NA	NA
MW-2	10/02/1998	NA	NA	NA	NA	NA	NA	NA	NA	NA	NA	NA	NA	170.91	16.78	NA	154.22	0.11	NA	NA
MW-2	02/03/1999	NA	NA	NA	NA	NA	NA	NA	NA	NA	NA	NA	NA	170.91	9.90	9.82	161.07	0.08	NA	NA
MW-2	04/29/1999	NA	NA	NA	NA	NA	NA	NA	NA	NA	NA	NA	NA	170.91	9.86	9.81	161.09	0.05	NA	NA
MW-2	07/23/1999	65,800	6,500	4,480	1,960	8,960	46,600	58,500*	NA	NA	NA	NA	NA	170.91	14.45	NA	156.46	NA	1.4	NA
MW-2	11/01/1999	NA	NA	NA	NA	NA	NA	NA	NA	NA	NA	NA	NA	170.91	11.84	11.81	159.09	0.03	NA	NA
MW-2	01/17/2000	46,000	6,000	2,400	1,500	5,500	50,000	31,000	NA	NA	NA	NA	NA	170.91	11.00	NA	159.91	NA	1.3	-54
MW-2	04/17/2000	96,300	8,150	10,200	2,820	14,900	112,000	108,000	NA	NA	NA	NA	NA	170.91	11.06	NA	159.85	NA	2.6	125
MW-2	07/26/2000	72,400	8,680	5,620	2,810	13,400	66,200	46,300	NA	NA	NA	NA	NA	170.91	12.82	NA	158.09	NA	2.2	113
MW-2	10/12/2000	63,200	5,840	4,180	2,310	11,100	61,200	66,600	NA	NA	NA	NA	NA	170.91	11.32	NA	159.59	NA	0.4	55
MW-2	01/15/2001	59,700	2,630	4,800	2,050	11,500	44,400	5,080	NA	NA	NA	NA	NA	170.91	10.19	NA	160.72	NA	1.1	-22
MW-2	04/09/2001	56,900	1,860	2,550	1,810	9,720	40,000	46,600	NA	NA	NA	NA	NA	170.91	11.15	NA	159.76	NA	1.0	-55
MW-2	07/24/2001	84,000	3,000	4,600	2,500	13,000	NA	41,000	NA	NA	NA	NA	NA	170.91	11.67	NA	159.24	NA	0.2	53
MW-2	10/31/2001	45,000	2,200	3,000	1,500	7,700	NA	29,000	<50	<50	<50	51,000	<500	170.91	11.04	NA	159.87	NA	1.2	-17
MW-2	01/10/2002	28,000	840	740	760	3,300	NA	32,000	NA	NA	NA	NA	NA	170.91	9.58	NA	161.33	NA	2.1	-76
MW-2	04/25/2002	41,000	1,900	2,000	1,200	6,900	NA	17,000	NA	NA	NA	NA	NA	170.91	11.40	NA	159.51	NA	0.8	-95
MW-2	07/18/2002	87,000	2,000	2,200	1,400	10,000	NA	19,000	NA	NA	NA	NA	NA	170.91	12.68	NA	158.23	NA	0.7	-34
MW-2	10/07/2002	110,000	3,900	6,700	2,700	15,000	NA	20,000	NA	NA	NA	NA	NA	170.88	11.58	NA	159.30	NA	1.4	-52
MW-2	01/06/2003	65,000	2,400	3,500	1,400	8,600	NA	26,000	NA	NA	NA	NA	NA	170.88	9.09	NA	161.79	NA	0.4	40
MW-2	04/07/2003	57,000	1,900	2,500	1,700	8,600	NA	37,000	NA	NA	NA	34,000	NA	170.88	11.08	NA	159.80	NA	1.0	60

WELL CONCENTRATIONS
Former Shell-branded Service Station
4255 MacArthur Boulevard
Oakland, CA

Well ID	Date	TPPH (ug/L)	B (ug/L)	T (ug/L)	E (ug/L)	X (ug/L)	MTBE 8020 (ug/L)	MTBE 8260 (ug/L)	DIPE (ug/L)	ETBE (ug/L)	TAME (ug/L)	TBA (ug/L)	Ethanol (ug/L)	TOC (MSL)	Depth to Water (ft.)	Depth to SPH (ft.)	GW Elevation (MSL)	SPH Thickness (ft.)	DO Reading (ppm)	ORP Reading (mV)
MW-2	07/07/2003	34,000	4,000	4,200	1,600	8,500	NA	51,000	NA	NA	NA	44,000	NA	170.88	11.27	NA	159.61	NA	1.3	-17
MW-2	10/09/2003	NA	NA	NA	NA	NA	NA	NA	NA	NA	NA	NA	NA	170.88	11.64	11.61	159.26	0.03	NA	NA
MW-2	10/20/2003	NA	NA	NA	NA	NA	NA	NA	NA	NA	NA	NA	NA	170.88	11.88	11.84	159.03	0.04	NA	NA
MW-2	01/14/2004	NA	NA	NA	NA	NA	NA	NA	NA	NA	NA	NA	NA	170.88	10.96	10.95	159.93	0.01	NA	NA
MW-2	04/28/2004	35,000	2,200	2,200	2,300	8,200	NA	26,000	NA	NA	NA	28,000	NA	170.88	11.05	NA	159.83	NA	0.1	-96
MW-2	07/12/2004	NA	NA	NA	NA	NA	NA	NA	NA	NA	NA	NA	NA	170.88	12.12	12.09	158.78	0.03	NA	NA
MW-2	10/25/2004	60,000	2,900	2,300	2,300	7,600	NA	27,000	NA	NA	NA	26,000	NA	170.88	11.23	NA	159.65	NA	1.62	-69
MW-2	01/17/2005	62,000	1,900	1,800	1,800	5,700	NA	22,000	NA	NA	NA	21,000	NA	170.88	8.78	NA	162.10	NA	0.8	-102
MW-2	04/06/2005	40,000	1,500	940	1,600	2,900	NA	23,000	NA	NA	NA	23,000	NA	170.88	9.23	NA	161.65	NA	0.60	-104
MW-2	07/08/2005	50,000	2,300	1,500	1,700	6,600	NA	24,000	<150	<150	<150	25,000	<1,500	170.88	10.99	10.97	159.91	0.02	0.01	-41
MW-2	10/07/2005	NA	NA	NA	NA	NA	NA	NA	NA	NA	NA	NA	NA	170.88	12.15	12.13	158.75	0.02	NA	NA
MW-2	01/27/2006	56,800	1,270	1,280	1,520	5,370	NA	8,210	NA	NA	NA	10,600	NA	170.88	9.55	NA	161.33	NA	NA	NA
MW-2	03/16/2006	82,100	1,230	1,310	1,350	4,630	NA	9,020	NA	NA	NA	9,690	NA	170.88	8.10	NA	162.78	NA	NA	NA
MW-2	04/28/2006	81,400	1,200	1,610	1,660	5,580	NA	10,800	NA	NA	NA	11,100	NA	170.88	9.25	NA	161.63	NA	NA	NA
MW-2	05/15/2006	119,000	2,210	3,800	2,330	8,900	NA	15,600	NA	NA	NA	12,200	NA	170.88	10.28	NA	160.60	NA	NA	NA
MW-2	06/19/2006	121,000	1,680	3,830	2,990	12,400	NA	10,700	NA	NA	NA	9,310	NA	170.88	10.90	NA	159.98	NA	NA	NA
MW-2	07/28/2006	172,000	3,590	3,450	2,840	8,210	NA	22,800	<0.500	<0.500	<0.500	11,300	<50.0	170.88	11.84	NA	159.04	NA	NA	NA
MW-2	08/31/2006	91,200	1,590	3,710	2,570	11,700	NA	3,520	NA	NA	NA	3,940	NA	170.88	18.03	NA	152.85	NA	NA	NA
MW-2	09/26/2006	50,000	2,300	1,300	1,600	6,700	NA	17,000	NA	NA	NA	19,000	NA	170.88	10.23	NA	160.65	NA	NA	NA
MW-2	10/27/2006	159,000	5,200	3,890	2,600	12,500	NA	18,100	NA	NA	NA	9,230 d	NA	170.88	12.11	NA	158.77	NA	NA	NA
MW-2	11/22/2006	53,000	1,500	960	1,800	7,100	NA	9,600	NA	NA	NA	12,000	NA	170.88	11.35	NA	159.53	NA	NA	NA
MW-2	12/26/2006	Well inaccessible	NA	NA	NA	NA	NA	NA	NA	NA	NA	NA	NA	170.88	NA	NA	NA	NA	NA	NA
MW-2	01/10/2007	45,000	2,700	1,700	1,400	5,800	NA	13,000	NA	NA	NA	11,000	NA	170.88	10.21	NA	160.67	NA	NA	NA
MW-2	02/19/2007	13,000	1,800	1,900	1,500	5,900	NA	7,400	NA	NA	NA	11,000	NA	170.88	9.22	NA	161.66	NA	NA	NA
MW-2	03/16/2007	52,000	2,600	2,300	2,000	7,300	NA	9,100	NA	NA	NA	12,000	NA	170.88	9.88	NA	161.00	NA	NA	NA
MW-2	04/13/2007	60,000 g	2,200	2,100	2,300	7,900	NA	13,000	NA	NA	NA	20,000	NA	170.88	10.61	10.59	160.29	0.02	NA	NA
MW-2	07/09/2007	NA	NA	NA	NA	NA	NA	NA	NA	NA	NA	NA	NA	170.88	11.77	11.66	159.20	0.11	NA	NA
MW-2	10/08/2007	NA	NA	NA	NA	NA	NA	NA	NA	NA	NA	NA	NA	170.88	12.70	12.51	158.33	0.19	NA	NA
MW-2	11/19/2007	NA	NA	NA	NA	NA	NA	NA	NA	NA	NA	NA	NA	170.88	8.00	NA	162.88	NA	NA	NA
MW-2	12/10/2007	NA	NA	NA	NA	NA	NA	NA	NA	NA	NA	NA	NA	170.88	6.49	NA	164.39	NA	NA	NA
MW-2	01/09/2008	Unable to access	NA	NA	NA	NA	NA	NA	NA	NA	NA	NA	NA	170.88	NA	NA	NA	NA	NA	NA
MW-2	01/22/2008	Unable to access	NA	NA	NA	NA	NA	NA	NA	NA	NA	NA	NA	170.88	NA	NA	NA	NA	NA	NA
MW-2	02/21/2008	NA	NA	NA	NA	NA	NA	NA	NA	NA	NA	NA	NA	170.88	8.86	NA	162.02	NA	NA	NA
MW-2	03/20/2008	NA	NA	NA	NA	NA	NA	NA	NA	NA	NA	NA	NA	170.88	10.24	10.22	160.66	0.02	NA	NA
MW-2	04/04/2008	Unable to access	NA	NA	NA	NA	NA	NA	NA	NA	NA	NA	NA	170.88	NA	NA	NA	NA	NA	NA
MW-2	05/27/2008	NA	NA	NA	NA	NA	NA	NA	NA	NA	NA	NA	NA	170.88	12.44	12.41	158.46	0.03	NA	NA
MW-2	06/11/2008	NA	NA	NA	NA	NA	NA	NA	NA	NA	NA	NA	NA	170.88	11.10	11.01	159.85	0.09	NA	NA

WELL CONCENTRATIONS
Former Shell-branded Service Station
4255 MacArthur Boulevard
Oakland, CA

Well ID	Date	TPPH (ug/L)	B (ug/L)	T (ug/L)	E (ug/L)	X (ug/L)	MTBE 8020 (ug/L)	MTBE 8260 (ug/L)	DIPE (ug/L)	ETBE (ug/L)	TAME (ug/L)	TBA (ug/L)	Ethanol (ug/L)	TOC (MSL)	Depth to Water (ft.)	Depth to SPH (ft.)	GW Elevation (MSL)	SPH Thickness (ft.)	DO Reading (ppm)	ORP Reading (mV)
MW-2	07/03/2008	NA	NA	NA	NA	NA	NA	NA	NA	NA	NA	NA	NA	170.88	11.62	11.76	159.37	0.14	NA	NA
MW-3	11/17/1993	18,000	5,400	660	720	2,200	NA	NA	NA	NA	NA	NA	NA	174.61	15.40	NA	159.21	NA	NA	NA
MW-3	01/20/1994	55,000	13,000	2,600	2,200	6,500	NA	NA	NA	NA	NA	NA	NA	174.61	14.61	NA	160.00	NA	NA	NA
MW-3	04/25/1994	96,000	11,000	1,600	3,100	9,900	NA	NA	NA	NA	NA	NA	NA	174.61	13.12	NA	161.49	NA	NA	NA
MW-3 (D)	04/25/1994	78,000	12,000	1,900	2,600	7,300	NA	NA	NA	NA	NA	NA	NA	174.61	13.12	NA	161.49	NA	NA	NA
MW-3	07/07/1994	NA	NA	NA	NA	NA	NA	NA	NA	NA	NA	NA	NA	174.61	14.54	NA	160.07	0.02	NA	NA
MW-3	10/27/1994	NA	NA	NA	NA	NA	NA	NA	NA	NA	NA	NA	NA	174.61	15.62	NA	159.03	0.05	NA	NA
MW-3	11/17/1994	NA	NA	NA	NA	NA	NA	NA	NA	NA	NA	NA	NA	174.61	13.83	NA	160.78	NA	NA	NA
MW-3	11/28/1994	NA	NA	NA	NA	NA	NA	NA	NA	NA	NA	NA	NA	174.61	14.02	NA	160.59	NA	NA	NA
MW-3	01/13/1995	180,000	3,200	2,700	1,700	5,200	NA	NA	NA	NA	NA	NA	NA	174.61	12.13	NA	162.48	NA	NA	NA
MW-3 (D)	01/13/1995	23,000	4,000	690	960	3,000	NA	NA	NA	NA	NA	NA	NA	174.61	12.13	NA	162.48	NA	NA	NA
MW-3	04/12/1995	56,000	8,700	1,500	2,100	6,300	NA	NA	NA	NA	NA	NA	NA	174.61	12.96	NA	161.65	NA	NA	NA
MW-3	07/25/1995	NA	NA	NA	NA	NA	NA	NA	NA	NA	NA	NA	NA	174.61	14.28	NA	160.38	0.06	NA	NA
MW-3	10/18/1995	NA	NA	NA	NA	NA	NA	NA	NA	NA	NA	NA	NA	174.61	15.88	NA	158.77	0.05	NA	NA
MW-3	01/17/1996	NA	NA	NA	NA	NA	NA	NA	NA	NA	NA	NA	NA	174.61	13.86	NA	160.94	0.24	NA	NA
MW-3	04/25/1996	NA	NA	NA	NA	NA	NA	NA	NA	NA	NA	NA	NA	174.61	13.82	NA	160.81	0.02	NA	NA
MW-3	07/17/1996	NA	NA	NA	NA	NA	NA	NA	NA	NA	NA	NA	NA	174.61	16.11	NA	158.52	0.03	NA	NA
MW-3	10/01/1996	46,000	7,300	530	1,700	3,900	3,200	NA	NA	NA	NA	NA	NA	174.61	16.56	NA	158.05	NA	NA	NA
MW-3 (D)	10/01/1996	47,000	7,100	530	1,700	4,000	2,900	NA	NA	NA	NA	NA	NA	174.61	16.56	NA	158.05	NA	NA	NA
MW-3	01/22/1997	82,000	5,200	1,300	2,800	8,900	1,100	NA	NA	NA	NA	NA	NA	174.61	13.07	NA	161.54	NA	NA	NA
MW-3 (D)	01/22/1997	61,000	8,400	1,100	2,300	7,000	2,700	NA	NA	NA	NA	NA	NA	174.61	13.07	NA	161.54	NA	NA	NA
MW-3	04/08/1997	NA	NA	NA	NA	NA	NA	NA	NA	NA	NA	NA	NA	174.61	15.85	NA	158.76	NA	NA	NA
MW-3	07/08/1997	56,000	8,800	580	2,000	4,900	2,800	NA	NA	NA	NA	NA	NA	174.61	16.22	NA	158.39	NA	NA	NA
MW-3	10/08/1997	48,000	8,000	590	1,700	3,400	5,100	NA	NA	NA	NA	NA	NA	174.61	16.22	NA	158.39	NA	NA	NA
MW-3	01/08/1998	47,000	9,400	810	2,300	4,700	6,300	NA	NA	NA	NA	NA	NA	174.61	13.80	NA	160.81	NA	NA	NA
MW-3 (D)	01/08/1998	48,000	8,100	750	2,000	4,100	5,800	NA	NA	NA	NA	NA	NA	174.61	13.80	NA	160.81	NA	NA	NA
MW-3	04/13/1998	32,000	6,800	540	1,400	3,400	4,000	NA	NA	NA	NA	NA	NA	174.61	12.97	NA	161.64	NA	NA	NA
MW-3 (D)	04/13/1998	36,000	7,300	660	1,600	3,700	4,000	NA	NA	NA	NA	NA	NA	174.61	12.97	NA	161.64	NA	NA	NA
MW-3	07/17/1998	71,000	11,000	590	2,200	6,900	3,900	NA	NA	NA	NA	NA	NA	174.61	11.51	NA	163.10	NA	NA	NA
MW-3 (D)	07/17/1998	76,000	12,000	700	2,600	8,000	3,000	NA	NA	NA	NA	NA	NA	174.61	11.51	NA	163.10	NA	NA	NA
MW-3	10/02/1998	66,000	8,900	510	2,000	4,900	4,600	NA	NA	NA	NA	NA	NA	174.61	16.50	NA	158.11	NA	NA	NA
MW-3 (D)	10/02/1998	59,000	9,400	460	2,000	4,900	4,700	NA	NA	NA	NA	NA	NA	174.61	16.50	NA	158.11	NA	NA	NA
MW-3	02/03/1999	36,000	6,800	300	1,600	2,900	18,000	NA	NA	NA	NA	NA	NA	174.61	15.21	NA	159.40	NA	1.3	NA
MW-3	04/29/1999	45,000	8,100	580	2,200	5,800	4,700	5,150	NA	NA	NA	NA	NA	174.61	15.43	NA	159.18	NA	1.5	-68
MW-3	07/23/1999	29,400	3,540	215	810	3,800	4,720	6,950*	NA	NA	NA	NA	NA	174.61	14.95	NA	159.66	NA	1.3	NA
MW-3	11/01/1999	20,000	4,190	294	1,060	1,740	5,540	8,590	NA	NA	NA	NA	NA	174.61	14.66	NA	159.95	NA	0.6	-110

WELL CONCENTRATIONS
Former Shell-branded Service Station
4255 MacArthur Boulevard
Oakland, CA

Well ID	Date	TPPH (ug/L)	B (ug/L)	T (ug/L)	E (ug/L)	X (ug/L)	MTBE 8020 (ug/L)	MTBE 8260 (ug/L)	DIPE (ug/L)	ETBE (ug/L)	TAME (ug/L)	TBA (ug/L)	Ethanol (ug/L)	TOC (MSL)	Depth to Water (ft.)	Depth to SPH (ft.)	GW Elevation (MSL)	SPH Thickness (ft.)	DO Reading (ppm)	ORP Reading (mV)
MW-3	01/17/2000	17,000	3,900	89	1,100	1,200	7,900	NA	NA	NA	NA	NA	NA	174.61	13.94	NA	160.67	NA	1.3	-40
MW-3	04/17/2000	28,100	5,240	247	1,540	2,750	16,600	NA	NA	NA	NA	NA	NA	174.61	14.00	NA	160.61	NA	1.1	-86
MW-3	07/26/2000	24,300	6,680	159	1,610	1,640	17,100	NA	NA	NA	NA	NA	NA	174.61	13.72	NA	160.89	NA	0.9	-70
MW-3	10/12/2000	14,300	2,630	86.7	241	1,360	16,300	NA	NA	NA	NA	NA	NA	174.61	14.15	NA	160.46	NA	0.9	50
MW-3	01/15/2001	22,100	4,400	266	977	2,990	13,200	NA	NA	NA	NA	NA	NA	174.61	13.05	NA	161.56	NA	1.3	-40
MW-3	04/09/2001	33,800	7,100	147	1,700	2,660	13,000	NA	NA	NA	NA	NA	NA	174.61	13.59	NA	161.02	NA	0.6	-56
MW-3	07/24/2001	220,000	5,600	1,900	4,400	19,000	NA	12,000	NA	NA	NA	NA	NA	174.61	14.43	NA	160.18	NA	0.4	29
MW-3	10/31/2001	65,000	2,700	510	1,800	7,200	NA	9,800	<20	<20	<20	5,200	<500	174.61	14.59	NA	160.02	NA	0.9	-27
MW-3	01/10/2002	66,000	2,400	490	1,700	6,600	NA	5,500	NA	NA	NA	NA	NA	174.61	12.65	NA	161.96	NA	1.7	-76
MW-3	04/25/2002	55,000	4,600	460	2,400	6,900	NA	8,100	NA	NA	NA	NA	NA	174.61	14.13	NA	160.48	NA	1.2	-96
MW-3	07/18/2002	56,000	3,300	270	1,700	5,000	NA	8,400	NA	NA	NA	NA	NA	174.61	15.48	15.45	159.15	0.03	0.8	-41
MW-3	10/07/2002	NA	NA	NA	NA	NA	NA	NA	NA	NA	NA	NA	NA	174.59	14.60	14.40	160.15	0.20	NA	NA
MW-3	01/06/2003	57,000	3,200	330	1,800	5,400	NA	5,100	NA	NA	NA	NA	NA	174.59	11.62	11.60	162.99	0.02	0.4	33
MW-3	04/07/2003	57,000	6,200	500	2,400	6,700	NA	8,200	NA	NA	NA	3,900	NA	174.59	13.80	NA	160.79	NA	0.5	61
MW-3	07/07/2003	28,000	4,900	300	1,500	4,100	NA	7,900	NA	NA	NA	4,700	NA	174.59	14.00	NA	160.59	NA	1.0	-11
MW-3	10/09/2003	NA	NA	NA	NA	NA	NA	NA	NA	NA	NA	NA	NA	174.59	14.44	14.36	160.21	0.08	NA	NA
MW-3	10/20/2003	NA	NA	NA	NA	NA	NA	NA	NA	NA	NA	NA	NA	174.59	14.68	14.61	159.97	0.07	NA	NA
MW-3	01/14/2004	NA	NA	NA	NA	NA	NA	NA	NA	NA	NA	NA	NA	174.59	12.47	12.45	162.14	0.02	NA	NA
MW-3	04/28/2004	32,000	7,300	190	2,100	4,300	NA	3,700	NA	NA	NA	2,500	NA	174.59	13.66	NA	160.93	NA	0.1	-16
MW-3	07/12/2004	NA	NA	NA	NA	NA	NA	NA	NA	NA	NA	NA	NA	174.59	14.87	14.83	159.75	0.04	NA	NA
MW-3	10/25/2004	49,000	5,100	61	1,800	3,600	NA	5,400	NA	NA	NA	2,700	NA	174.59	14.12	NA	160.47	NA	2.70	-59
MW-3	01/17/2005	57,000	8,000	190	2,000	4,000	NA	4,600	NA	NA	NA	3,300	NA	174.59	10.59	NA	164.00	NA	0.2	-18
MW-3	04/06/2005	57,000	7,300	180	2,200	3,300	NA	4,100	NA	NA	NA	2,700	NA	174.59	10.58	NA	164.01	NA	0.95	-77
MW-3	07/08/2005	28,000	2,900	47	1,100	2,000	NA	2,800	<20	<20	<20	1,900	<200	174.59	13.46	NA	161.13	NA	0.1	-51
MW-3	10/07/2005	23,000	3,200	39	960	1,300	NA	2,600	NA	NA	NA	1,900	NA	174.59	14.76	NA	159.83	NA	NA	NA
MW-3	01/27/2006	38,500	6,520	139	1,350	2,160	NA	1,940	NA	NA	NA	1,490	NA	174.59	11.69	NA	162.90	NA	NA	NA
MW-3	03/16/2006	65,100	5,280	181	1,580	2,520	NA	2,410	NA	NA	NA	12,300	NA	174.59	10.08	NA	164.51	NA	NA	NA
MW-3	04/28/2006	<1000	4,330	157	1,480	2,690	NA	2,470	NA	NA	NA	1,520	NA	174.59	3.31	NA	171.28	NA	NA	NA
MW-3	05/15/2006	69,600	6,100	159	1,690	2,640	NA	3,520	NA	NA	NA	1,720	NA	174.59	12.69	NA	161.90	NA	NA	NA
MW-3	06/19/2006	103,000	5,070	117	2,210	3,950	NA	2,790	NA	NA	NA	1,080	NA	174.59	13.28	NA	161.31	NA	NA	NA
MW-3	07/28/2006	86,600	4,890	85.7	1,570	2,250	NA	2,790	7.28	<0.500	<0.500	1,260	<50.0	174.59	14.72	NA	159.87	NA	NA	NA
MW-3	08/31/2006	45,700	4,600	204	1,740	2,680	NA	2,580	NA	NA	NA	1,520	NA	174.59	14.75	NA	159.84	NA	NA	NA
MW-3	09/26/2006	29,000	3,900	76	1,500	2,100	NA	2,700	NA	NA	NA	1,500	NA	174.59	14.97	NA	159.62	NA	NA	NA
MW-3	10/27/2006	41,000	3,690	65.2	1,210	1,650	NA	1,760	NA	NA	NA	867 d	NA	174.59	15.00	NA	159.59	NA	NA	NA
MW-3	11/22/2006	30,000	3,300	51	810	1,500	NA	1,900	NA	NA	NA	1,300	NA	174.59	14.26	NA	160.33	NA	NA	NA
MW-3	12/26/2006	31,000	2,500	56	1,100	1,500	NA	2,200	NA	NA	NA	2,000	NA	174.59	12.52	NA	162.07	NA	NA	NA
MW-3	01/10/2007	18,000	2,600	43	750	940	NA	2,100	NA	NA	NA	2,100	NA	174.59	12.81	NA	161.78	NA	NA	NA

WELL CONCENTRATIONS
Former Shell-branded Service Station
4255 MacArthur Boulevard
Oakland, CA

Well ID	Date	TPPH (ug/L)	B (ug/L)	T (ug/L)	E (ug/L)	X (ug/L)	MTBE 8020 (ug/L)	MTBE 8260 (ug/L)	DIPE (ug/L)	ETBE (ug/L)	TAME (ug/L)	TBA (ug/L)	Ethanol (ug/L)	TOC (MSL)	Depth to Water (ft.)	Depth to SPH (ft.)	GW Elevation (MSL)	SPH Thickness (ft.)	DO Reading (ppm)	ORP Reading (mV)
MW-3	02/19/2007	27,000	3,800	110	1,200	1,500	NA	2,400	NA	NA	NA	3,200	NA	174.59	11.65	NA	162.94	NA	NA	NA
MW-3	03/16/2007	25,000	4,000	80	1,300	1,500	NA	2,100	NA	NA	NA	2,400	NA	174.59	12.20	NA	162.39	NA	NA	NA
MW-3	04/13/2007	30,000 g	4,400	73	1,500	1,920	NA	2,800	NA	NA	NA	3,900	NA	174.59	13.37	NA	161.22	NA	NA	NA
MW-3	07/09/2007	25,000 g	3,800	57	1,400	1,456	NA	1,900	<100	<100	<100	1,500	<5,000	174.59	14.30	NA	160.29	NA	NA	NA
MW-3	10/08/2007	20,000 g	3,200	35 i	1,300	1,124 i	NA	1,700	NA	NA	NA	1,500	NA	174.59	15.19	15.18	159.41	0.01	NA	NA
MW-3	11/19/2007	Unable to access			NA	NA	NA	NA	NA	NA	NA	NA	NA	174.59	NA	NA	NA	NA	NA	NA
MW-3	11/30/2007	NA	NA	NA	NA	NA	NA	NA	NA	NA	NA	NA	NA	174.59	14.07	NA	160.52	NA	NA	NA
MW-3	12/10/2007	NA	NA	NA	NA	NA	NA	NA	NA	NA	NA	NA	NA	174.59	13.78	NA	160.81	NA	NA	NA
MW-3	01/09/2008	33,000 g	2,800	34	910	782 i	NA	1,000	NA	NA	NA	1,100	NA	174.59	11.09	NA	163.50	NA	NA	NA
MW-3	02/21/2008	NA	NA	NA	NA	NA	NA	NA	NA	NA	NA	NA	NA	174.59	12.22	NA	162.37	NA	NA	NA
MW-3	03/20/2008	NA	NA	NA	NA	NA	NA	NA	NA	NA	NA	NA	NA	174.59	13.03	NA	161.56	NA	NA	NA
MW-3	04/04/2008	24,000	3,300	55	1,100	844	NA	1,900	NA	NA	NA	1,200	NA	174.59	13.41	NA	161.18	NA	NA	NA
MW-3	05/27/2008	NA	NA	NA	NA	NA	NA	NA	NA	NA	NA	NA	NA	174.59	20.49	20.48	154.11	0.01	NA	NA
MW-3	06/11/2008	NA	NA	NA	NA	NA	NA	NA	NA	NA	NA	NA	NA	174.59	13.95	13.94	160.65	0.01	NA	NA
MW-3	07/03/2008	33,000	3,800	38	1,500	1,200	NA	2,600	<50	<50	<50	1,800	<2,500	174.59	10.48	10.47	164.12	0.01	NA	NA
MW-4	11/17/1994	NA	NA	NA	NA	NA	NA	NA	NA	NA	NA	NA	NA	164.06	6.62	NA	157.44	NA	NA	NA
MW-4	11/28/1994	2,900	200	17	76	260	NA	NA	NA	NA	NA	NA	NA	164.06	6.11	NA	157.95	NA	NA	NA
MW-4	01/13/1995	1,900	130	5.6	13	40	NA	NA	NA	NA	NA	NA	NA	164.06	6.05	NA	158.01	NA	NA	NA
MW-4	04/12/1995	680	150	<2.0	10	13	NA	NA	NA	NA	NA	NA	NA	164.06	6.31	NA	157.75	NA	NA	NA
MW-4	07/25/1995	340	100	0.8	8.8	3	NA	NA	NA	NA	NA	NA	NA	164.06	7.36	NA	156.70	NA	NA	NA
MW-4	10/18/1995	150	31	<0.5	3.5	0.8	NA	NA	NA	NA	NA	NA	NA	164.06	8.54	NA	155.52	NA	NA	NA
MW-4	01/17/1996	290	14	<0.5	1.8	0.8	NA	NA	NA	NA	NA	NA	NA	164.06	8.48	NA	155.58	NA	NA	NA
MW-4	04/25/1996	<500	65	<5	<5	<5	1,700	NA	NA	NA	NA	NA	NA	164.06	7.40	NA	156.66	NA	NA	NA
MW-4 (D)	04/25/1996	<500	66	<5	8.7	<5	1,500	NA	NA	NA	NA	NA	NA	164.06	7.40	NA	156.66	NA	NA	NA
MW-4	07/17/1996	<500	84	<5.0	6.5	<5.0	1,500	NA	NA	NA	NA	NA	NA	164.06	7.75	NA	156.31	NA	NA	NA
MW-4 (D)	07/17/1996	<500	54	<5.0	<5.0	<5.0	1,700	2,100	NA	NA	NA	NA	NA	164.06	7.75	NA	156.31	NA	NA	NA
MW-4	10/01/1996	<500	1.9	<5.0	<5.0	<5.0	3,000	NA	NA	NA	NA	NA	NA	164.06	8.82	NA	155.24	NA	NA	NA
MW-4	01/22/1997	580	130	<2.5	18	5.2	1,200	NA	NA	NA	NA	NA	NA	164.06	7.51	NA	156.55	NA	NA	NA
MW-4	04/08/1997	770	200	7	26	55	1,500	8	NA	NA	NA	NA	NA	164.06	7.18	NA	156.88	NA	NA	NA
MW-4	07/08/1997	570	78	<5.0	14	11	1,200	NA	NA	NA	NA	NA	NA	164.06	9.00	NA	155.06	NA	NA	NA
MW-4 (D)	07/08/1997	640	81	<5.0	16	19	1,600	NA	NA	NA	NA	NA	NA	164.06	9.00	NA	155.06	NA	NA	NA
MW-4	10/08/1997	<500	40	<5.0	7.4	5.4	1,400	NA	NA	NA	NA	NA	NA	164.06	8.97	NA	155.09	NA	NA	NA
MW-4 (D)	10/08/1997	<500	36	<5.0	5.9	<5.0	1,400	NA	NA	NA	NA	NA	NA	164.06	8.97	NA	155.09	NA	NA	NA
MW-4	01/08/1998	<1,000	55	<10	13	<10	2,000	NA	NA	NA	NA	NA	NA	164.06	7.90	NA	156.16	NA	NA	NA
MW-4	04/13/1998	350	110	2.4	20	26	<2.5	NA	NA	NA	NA	NA	NA	164.06	7.35	NA	156.71	NA	NA	NA
MW-4	07/17/1998	210	66	0.78	5.4	9.8	1,700	NA	NA	NA	NA	NA	NA	164.06	6.95	NA	157.11	NA	NA	NA

WELL CONCENTRATIONS
Former Shell-branded Service Station
4255 MacArthur Boulevard
Oakland, CA

Well ID	Date	TPPH (ug/L)	B (ug/L)	T (ug/L)	E (ug/L)	X (ug/L)	MTBE 8020 (ug/L)	MTBE 8260 (ug/L)	DIPE (ug/L)	ETBE (ug/L)	TAME (ug/L)	TBA (ug/L)	Ethanol (ug/L)	TOC (MSL)	Depth to Water (ft.)	Depth to SPH (ft.)	GW Elevation (MSL)	SPH Thickness (ft.)	DO Reading (ppm)	ORP Reading (mV)
MW-4	10/02/1998	<50	0.69	<0.50	<0.50	<0.50	2,900	NA	NA	NA	NA	NA	NA	164.06	7.35	NA	156.71	NA	NA	NA
MW-4	02/03/1999	560	120	2.5	29	34	6,800	NA	NA	NA	NA	NA	NA	164.06	7.71	NA	156.35	NA	0.9	NA
MW-4	04/29/1999	390	80	1.9	13	19	7,000	8,360	NA	NA	NA	NA	NA	164.06	7.83	NA	156.23	NA	1.1	-125
MW-4	07/23/1999	460	93.6	8.40	25.2	28.8	3,760	6,000*	NA	NA	NA	NA	NA	164.06	11.33	NA	152.73	NA	0.9	NA
MW-4	11/01/1999	77.3	0.520	<0.500	<0.500	<0.500	539	NA	NA	NA	NA	NA	NA	164.06	10.66	NA	153.40	NA	2.8	3
MW-4	01/17/2000	160	27	<0.50	12	6.3	12,000	NA	NA	NA	NA	NA	NA	164.06	10.15	NA	153.91	NA	3.9	-17
MW-4	04/17/2000	<500	26	6.38	9.35	10.4	9,070	NA	NA	NA	NA	NA	NA	164.06	10.10	NA	153.96	NA	1.7	-129
MW-4	07/26/2000	<500	22.7	<5.00	7.59	6.96	7,660	NA	NA	NA	NA	NA	NA	164.06	10.09	NA	153.97	NA	1.4	-137
MW-4	10/12/2000	172	19.8	<0.500	7.47	4.50	8,290	NA	NA	NA	NA	NA	NA	164.06	9.35	NA	154.71	NA	3.5	529
MW-4	01/15/2001	53.6	1.50	<0.500	2.45	1.80	9,260	NA	NA	NA	NA	NA	NA	164.06	8.77	NA	155.29	NA	2.3	53
MW-4	04/09/2001	<500	<5.00	<5.00	<5.00	5.52	10,300	NA	NA	NA	NA	NA	NA	164.06	7.75	NA	156.31	NA	1.0	-133
MW-4	07/24/2001	58	3.8	<0.50	3.2	2.9	NA	1,700	NA	NA	NA	NA	NA	164.06	10.07	NA	153.99	NA	0.5	106
MW-4	10/31/2001	<1,000	<10	<10	<10	<10	NA	7,400	NA	NA	NA	NA	NA	164.06	9.97	NA	154.09	NA	0.8	22
MW-4	01/10/2002	<2,000	<20	<20	<20	<20	NA	12,000	NA	NA	NA	NA	NA	164.06	8.53	NA	155.53	NA	8.9	224
MW-4	04/25/2002	<2,000	<20	<20	<20	<20	NA	7,900	NA	NA	NA	NA	NA	164.06	7.33	NA	156.73	NA	3.6	-84
MW-4	07/18/2002	<2,000	<20	<20	<20	<20	NA	7,200	NA	NA	NA	NA	NA	164.06	9.05	NA	155.01	NA	1.7	120
MW-4	10/07/2002	<1,000	<10	<10	<10	<10	NA	3,300	NA	NA	NA	NA	NA	164.03	9.06	NA	154.97	NA	2.5	33
MW-4	01/06/2003	<500	21	<5.0	<5.0	<5.0	NA	2,500	NA	NA	NA	NA	NA	164.03	7.09	NA	156.94	NA	0.5	55
MW-4	04/07/2003	<2,500	<25	<25	<25	<50	NA	1,700	NA	NA	NA	5,900	NA	164.03	8.26	NA	155.77	NA	1.2	69
MW-4	07/07/2003	<2,500	<25	<25	<25	<50	NA	860	NA	NA	NA	6,900	NA	164.03	8.92	NA	155.11	NA	0.5	-3
MW-4	10/09/2003	<500	<5.0	<5.0	<5.0	<10	NA	420	NA	NA	NA	6,700	NA	164.03	8.91	NA	155.12	NA	0.7	171
MW-4	01/14/2004	<1,000	24	<10	<10	<20	NA	500	NA	NA	NA	7,200	NA	164.03	8.34	NA	155.69	NA	1.2	140
MW-4	04/28/2004	<500	6.0	<5.0	<5.0	<10	NA	310	NA	NA	NA	5,200	NA	164.03	7.55	NA	156.48	NA	0.4	69
MW-4	07/12/2004	<500	11	<5.0	7.8	<10	NA	370	<20	<20	<20	5,900	<500	164.03	8.12	NA	155.91	NA	0.5	142
MW-4	10/25/2004	<500	<5.0	<5.0	5.6	<10	NA	280	NA	NA	NA	4,300	NA	164.03	7.85	NA	156.18	NA	1.90	-70
MW-4	01/17/2005	<1,000	56	<10	10	<20	NA	380	NA	NA	NA	8,400	NA	164.03	6.08	NA	157.95	NA	0.4	6
MW-4	04/06/2005	<1,000	52	<10	11	<20	NA	450	NA	NA	NA	12,000	NA	164.03	8.10	NA	155.93	NA	0.49	11
MW-4	07/08/2005	<400	30	<4.0	6.0	<4.0	NA	250	<4.0	<4.0	<4.0	9,600	<40	164.03	7.50	NA	156.53	NA	0.6	71
MW-4	07/08/2005	<400	30	<4.0	6.0	<4.0	NA	250	<4.0	<4.0	<4.0	9,600	<40	164.03	7.50	NA	156.53	NA	0.6	71
MW-4	10/07/2005	<1,000	<10	<10	<10	<20	NA	200	NA	NA	NA	8,900	NA	164.03	8.30	NA	155.73	NA	NA	NA
MW-4	01/27/2006	1,140	34.3	2.37	8.69	12.0	NA	198	NA	NA	NA	32,100	NA	164.03	8.55	NA	155.48	NA	NA	NA
MW-4	04/28/2006	1,490	46.8	2.80	21.2	24.8	NA	344	NA	NA	NA	14,800	NA	164.03	9.02	NA	155.01	NA	NA	NA
MW-4	07/28/2006	951	5.09	<0.500	<0.500	<0.500	NA	169	1.57	<0.500	<0.500	4,830	<50.0	164.03	9.19	NA	154.84	NA	NA	NA
MW-4	10/27/2006	1,620	21.5	2.65	13.2	10.3	NA	173	NA	NA	NA	5,150	NA	164.03	9.01	NA	155.02	NA	NA	NA
MW-4	01/10/2007	740	56	2.4	23	24	NA	190	NA	NA	NA	7,500 f	NA	164.03	6.95	NA	157.08	NA	NA	NA
MW-4	04/13/2007	1,500 g	130	20	100	138	NA	120	NA	NA	NA	6,300	NA	164.03	7.51	NA	156.52	NA	NA	NA
MW-4	07/09/2007	650 g	65	5.3 i	36	33.2 i	NA	130	<20	<20	<20	6,000	<1,000	164.03	7.85	NA	156.18	NA	NA	NA

WELL CONCENTRATIONS
Former Shell-branded Service Station
4255 MacArthur Boulevard
Oakland, CA

Well ID	Date	TPPH (ug/L)	B (ug/L)	T (ug/L)	E (ug/L)	X (ug/L)	MTBE 8020 (ug/L)	MTBE 8260 (ug/L)	DIPE (ug/L)	ETBE (ug/L)	TAME (ug/L)	TBA (ug/L)	Ethanol (ug/L)	TOC (MSL)	Depth to Water (ft.)	Depth to SPH (ft.)	GW Elevation (MSL)	SPH Thickness (ft.)	DO Reading (ppm)	ORP Reading (mV)
MW-4	10/08/2007	840 g	100	23	70	120	NA	120	NA	NA	NA	5,300	NA	164.03	8.50	NA	155.53	NA	NA	NA
MW-4	01/09/2008	2,200 g	130	38	130	264	NA	160	NA	NA	NA	5,400	NA	164.03	8.33	NA	155.70	NA	NA	NA
MW-4	04/04/2008	1,700	93	24	74	145	NA	110	NA	NA	NA	3,700	NA	164.03	6.63	NA	157.40	NA	NA	NA
MW-4	07/03/2008	1,400	87	15	54	109	NA	88	<20	<20	<20	3,900	<1,000	164.03	8.25	NA	155.78	NA	NA	NA
MW-5	01/04/2002	NA	NA	NA	NA	NA	NA	NA	NA	NA	NA	NA	NA	NA	5.62	NA	NA	NA	NA	NA
MW-5	01/10/2002	<50	<0.50	<0.50	<0.50	<0.50	NA	110	NA	NA	NA	NA	NA	164.06	5.88	NA	158.18	NA	3.3	172
MW-5	04/25/2002	<50	<0.50	<0.50	<0.50	<0.50	NA	73	NA	NA	NA	NA	NA	164.06	6.81	NA	157.25	NA	0.3	-44
MW-5	07/18/2002	<50	<0.50	<0.50	<0.50	<0.50	NA	75	NA	NA	NA	NA	NA	164.06	7.38	NA	156.68	NA	0.4	170
MW-5	10/07/2002	<50	<0.50	<0.50	<0.50	<0.50	NA	41	NA	NA	NA	NA	NA	164.14	6.75	NA	157.39	NA	1.5	16
MW-5	01/06/2003	<50	<0.50	<0.50	<0.50	<0.50	NA	81	NA	NA	NA	NA	NA	164.14	5.96	NA	158.18	NA	0.6	166
MW-5	04/07/2003	<50	<0.50	<0.50	<0.50	<1.0	NA	77	NA	NA	NA	28	NA	164.14	6.51	NA	157.63	NA	0.8	174
MW-5	07/07/2003	<50	<0.50	<0.50	<0.50	<1.0	NA	32	NA	NA	NA	23	NA	164.14	6.44	NA	157.70	NA	0.3	-17
MW-5	10/09/2003	<50	<0.50	<0.50	<0.50	<1.0	NA	59	NA	NA	NA	40	NA	164.14	7.05	NA	157.09	NA	0.9	17
MW-5	01/14/2004	<50	<0.50	0.76	<0.50	<1.0	NA	47	NA	NA	NA	17	NA	164.14	6.29	NA	157.85	NA	1.6	209
MW-5	04/28/2004	<50	<0.50	<0.50	<0.50	<1.0	NA	31	NA	NA	NA	11	NA	164.14	6.84	NA	157.30	NA	0.4	136
MW-5	07/12/2004	<50	<0.50	<0.50	<0.50	<1.0	NA	47	<2.0	<2.0	<2.0	12	<50	164.14	7.57	NA	156.57	NA	0.4	90
MW-5	10/25/2004	<50	<0.50	<0.50	<0.50	<1.0	NA	41	NA	NA	NA	13	NA	164.14	6.50	NA	157.64	NA	1.74	-21
MW-5	01/17/2005	<50	<0.50	<0.50	<0.50	<1.0	NA	41	NA	NA	NA	12	NA	164.14	5.83	NA	158.31	NA	0.1	-7
MW-5	04/06/2005	<50	<0.50	<0.50	<0.50	<1.0	NA	12	NA	NA	NA	<5.0	NA	164.14	5.91	NA	158.23	NA	1.05	-62
MW-5	07/08/2005	<50	<0.50	<0.50	<0.50	<0.50	NA	26	<0.50	<0.50	<0.50	18	<5.0	164.14	6.78	NA	157.36	NA	1.2	81
MW-5	10/07/2005	<50	<0.50	<0.50	<0.50	<1.0	NA	28	NA	NA	NA	24	NA	164.14	7.64	NA	156.50	NA	NA	NA
MW-5	01/27/2006	<50.0	<0.500	<0.500	<0.500	<0.500	NA	26.7	NA	NA	NA	46.3	NA	164.14	6.21	NA	157.93	NA	NA	NA
MW-5	04/28/2006	<50.0	<0.500	<0.500	<0.500	<0.500	NA	39.1	NA	NA	NA	15.0	NA	164.14	6.05	NA	158.09	NA	NA	NA
MW-5	07/28/2006	103	<0.500	<0.500	<0.500	<0.500	NA	35.5	<0.500	<0.500	<0.500	<10.0	<50.0	164.14	7.54	NA	156.60	NA	NA	NA
MW-5	10/27/2006	<50.0	<0.500	<0.500	<0.500	<0.500	NA	19.7	NA	NA	NA	26.0 d	NA	164.14	7.91	NA	156.23	NA	NA	NA
MW-5	01/10/2007	<50	<0.50	<0.50	<0.50	<1.0	NA	11	NA	NA	NA	16	NA	164.14	6.38	NA	157.76	NA	NA	NA
MW-5	04/13/2007	76 g,h	<0.50	<1.0	<1.0	<1.0	NA	35	NA	NA	NA	37	NA	164.14	6.58	NA	157.56	NA	NA	NA
MW-5	07/09/2007	<50 g	<0.50	<1.0	<1.0	<1.0	NA	26	<2.0	<2.0	<2.0	34	<100	164.14	7.28	NA	156.86	NA	NA	NA
MW-5	10/08/2007	<50 g	<0.50	<1.0	<1.0	<1.0	NA	25	NA	NA	NA	28	NA	164.14	8.01	NA	156.13	NA	NA	NA
MW-5	01/09/2008	<50 g	0.15 i	<1.0	<1.0	<1.0	NA	11	NA	NA	NA	7.6 i	NA	164.14	5.45	NA	158.69	NA	NA	NA
MW-5	04/04/2008	50	<0.50	<1.0	<1.0	<1.0	NA	17	NA	NA	NA	<10	NA	164.14	6.61	NA	157.53	NA	NA	NA
MW-5	07/03/2008	<50	<0.50	<1.0	<1.0	<1.0	NA	16	<2.0	<2.0	<2.0	11	<100	164.14	7.40	NA	156.74	NA	NA	NA
MW-6	06/26/2006	NA	NA	NA	NA	NA	NA	NA	NA	NA	NA	NA	NA	169.89	10.25	NA	159.64	NA	NA	NA
MW-6	07/28/2006	19,200	1,290	41.7	141	245	NA	777	3.37	<0.500	<0.500	8,340	<50.0	169.89	11.00	NA	158.89	NA	NA	NA
MW-6	10/27/2006	11,400	1,250	41.0	155	242	NA	569	NA	NA	NA	7,270	NA	169.89	11.41	NA	158.48	NA	NA	NA

WELL CONCENTRATIONS
Former Shell-branded Service Station
4255 MacArthur Boulevard
Oakland, CA

Well ID	Date	TPPH (ug/L)	B (ug/L)	T (ug/L)	E (ug/L)	X (ug/L)	MTBE 8020 (ug/L)	MTBE 8260 (ug/L)	DIPE (ug/L)	ETBE (ug/L)	TAME (ug/L)	TBA (ug/L)	Ethanol (ug/L)	TOC (MSL)	Depth to Water (ft.)	Depth to SPH (ft.)	GW Elevation (MSL)	SPH Thickness (ft.)	DO Reading (ppm)	ORP Reading (mV)
MW-6	01/10/2007	7,000	1,000	26	270	240	NA	770	NA	NA	NA	17,000	NA	169.89	9.43	NA	160.46	NA	NA	NA
MW-6	04/13/2007	4,200 g	820	22	72	71	NA	490	NA	NA	NA	9,500	NA	169.89	9.81	NA	160.08	NA	NA	NA
MW-6	07/09/2007	6,100 g	960	23	65	116	NA	280	<40	<40	<40	8,400	<2,000	169.89	10.80	NA	159.09	NA	NA	NA
MW-6	10/08/2007	3,600 g	960	17 i	27	76 i	NA	260	NA	NA	NA	7,000	NA	169.89	11.64	NA	158.25	NA	NA	NA
MW-6	01/09/2008	Unable to access				NA	NA	NA	NA	NA	NA	NA	NA	169.89	NA	NA	NA	NA	NA	NA
MW-6	01/22/2008	4,100 g	610	14 i	31	19 i	NA	180	NA	NA	NA	7,700	NA	169.89	8.81	NA	161.08	NA	NA	NA
MW-6	04/04/2008	6,100	760	<20	20	29	NA	240	NA	NA	NA	6,900	NA	169.89	10.01	NA	159.88	NA	NA	NA
MW-6	07/03/2008	7,100	1,100	<20	25	50	NA	220	<40	<40	<40	9,400	<2,000	169.89	10.94	NA	158.95	NA	NA	NA
MW-7	06/26/2006	NA	NA	NA	NA	NA	NA	NA	NA	NA	NA	NA	NA	170.87	9.59	NA	161.28	NA	NA	NA
MW-7	07/28/2006	5,860	72.0	6.67	25.4	165	NA	3,940	<0.500	<0.500	2.89	1,420	<50.0	170.87	10.08	NA	160.79	NA	NA	NA
MW-7	10/27/2006	1,180	8.67	<0.500	2.48	7.52	NA	1,100	NA	NA	NA	184	NA	170.87	10.13	NA	160.74	NA	NA	NA
MW-7	01/10/2007	1,000	12	<5.0	<5.0	<10	NA	2,200 f	NA	NA	NA	2,400	NA	170.87	8.41	NA	162.46	NA	NA	NA
MW-7	04/13/2007	1,100 g,h	54	<20	18 i	23.5 i	NA	2,500	NA	NA	NA	3,800	NA	170.87	8.25	NA	162.62	NA	NA	NA
MW-7	07/09/2007	1,100 g	41	<20	8.8 i	4.5 i	NA	2,000	<40	<40	<40	1,200	<2,000	170.87	9.22	NA	161.65	NA	NA	NA
MW-7	10/08/2007	400 g	25	<20	<20	<20	NA	1,500	NA	NA	NA	740	NA	170.87	9.41	NA	161.46	NA	NA	NA
MW-7	01/09/2008	Unable to access				NA	NA	NA	NA	NA	NA	NA	NA	170.87	NA	NA	NA	NA	NA	NA
MW-7	01/22/2008	160 g	32	<10	<10	<10	NA	1,900	NA	NA	NA	820	NA	170.87	7.63	NA	163.24	NA	NA	NA
MW-7	04/04/2008	Unable to access			NA	NA	NA	NA	NA	NA	NA	NA	NA	170.87	NA	NA	NA	NA	NA	NA
MW-7	07/03/2008	1,500	11	<10	<10	<10	NA	1,700	<20	<20	<20	680	<1,000	170.87	8.96	NA	161.91	NA	NA	NA
MW-8	06/26/2006	NA	NA	NA	NA	NA	NA	NA	NA	NA	NA	NA	NA	174.13	4.53	NA	169.60	NA	NA	NA
MW-8	07/28/2006	2,300	<0.500	<0.500	<0.500	<0.500	NA	1,380	<0.500	<0.500	0.950	<10.0	<50.0	174.13	4.55	NA	169.58	NA	NA	NA
MW-8	10/27/2006	1,570	2.79 e	<0.500	<0.500	<0.500	NA	1,280 e	NA	NA	NA	<10.0	NA	174.13	4.87	NA	169.26	NA	NA	NA
MW-8	01/10/2007	540	<2.5	<2.5	<2.5	<5.0	NA	1,200 f	NA	NA	NA	750	NA	174.13	4.17	NA	169.96	NA	NA	NA
MW-8	04/13/2007	450 g,h	<5.0	<10	<10	<10	NA	1,400	NA	NA	NA	<100	NA	174.13	4.13	NA	170.00	NA	NA	NA
MW-8	07/09/2007	590 g	<5.0	<10	<10	<10	NA	1,000	<20	<20	<20	<100	<1,000	174.13	6.33	NA	167.80	NA	NA	NA
MW-8	10/08/2007	270 g,h	<5.0	<10	<10	<10	NA	1,200	NA	NA	NA	<100	NA	174.13	5.63	NA	168.50	NA	NA	NA
MW-8	01/09/2008	200 g,h	<2.5	<5.0	<5.0	<5.0	NA	370	NA	NA	NA	<50	NA	174.13	4.17	NA	169.96	NA	NA	NA
MW-8	04/04/2008	1,000	<5.0	<10	<10	<10	NA	930	NA	NA	NA	<100	NA	174.13	4.36	NA	169.77	NA	NA	NA
MW-8	07/03/2008	960	<5.0	<10	<10	<10	NA	1,000	<20	<20	<20	<100	<1,000	174.13	5.05	NA	169.08	NA	NA	NA
MW-9	06/26/2006	NA	NA	NA	NA	NA	NA	NA	NA	NA	NA	NA	NA	175.20	6.41	NA	168.79	NA	NA	NA
MW-9	07/28/2006	5,690	19.2	2.64	2.02	57.7	NA	5,780	<0.500	<0.500	2.74	166	<50.0	175.20	6.69	NA	168.51	NA	NA	NA
MW-9	10/27/2006	2,710	34.2	<0.500	2.76	4.75	NA	2,140	NA	NA	NA	29.2 d	NA	175.20	6.90	NA	168.30	NA	NA	NA
MW-9	01/10/2007	1,500	340	6.8	8.9	27	NA	2,300 f	NA	NA	NA	1,400	NA	175.20	6.14	NA	169.06	NA	NA	NA
MW-9	04/13/2007	1,600 g,h	390	4.1 i	8.6 i	4.7 i	NA	3,700	NA	NA	NA	120	NA	175.20	6.17	NA	169.03	NA	NA	NA

WELL CONCENTRATIONS
Former Shell-branded Service Station
4255 MacArthur Boulevard
Oakland, CA

Well ID	Date	TPPH (ug/L)	B (ug/L)	T (ug/L)	E (ug/L)	X (ug/L)	MTBE 8020 (ug/L)	MTBE 8260 (ug/L)	DIPE (ug/L)	ETBE (ug/L)	TAME (ug/L)	TBA (ug/L)	Ethanol (ug/L)	TOC (MSL)	Depth to Water (ft.)	Depth to SPH (ft.)	GW Elevation (MSL)	SPH Thickness (ft.)	DO Reading (ppm)	ORP Reading (mV)
MW-9	07/09/2007	1,200 g	55	<25	<25	<25	NA	2,500	<50	<50	<50	<250	<2,500	175.20	6.65	NA	168.55	NA	NA	NA
MW-9	10/08/2007	520 g,h	9.1 i	<25	<25	<25	NA	2,500	NA	NA	NA	<250	NA	175.20	7.58	NA	167.62	NA	NA	NA
MW-9	01/09/2008	350 g,h	3.4 i	<10	<10	<10	NA	650	NA	NA	NA	<100	NA	175.20	6.30	NA	168.90	NA	NA	NA
MW-9	04/04/2008	1,500	88	<10	<10	<10	NA	1,200	NA	NA	NA	<100	NA	175.20	6.05	NA	169.15	NA	NA	NA
MW-9	07/03/2008	2,600	70	<10	<10	<10	NA	2,800	<20	<20	<20	<100	<1,000	175.20	7.00	NA	168.20	NA	NA	NA

TB-1	04/29/1999	NA	NA	NA	NA	NA	NA	NA	NA	NA	NA	NA	NA	NA	6.00	NA	NA	NA	3.8	-132
TB-1	11/01/1999	NA	NA	NA	NA	NA	NA	NA	NA	NA	NA	NA	NA	NA	12.65	NA	NA	NA	0.2	-165
TB-1	01/17/2000	NA	NA	NA	NA	NA	NA	NA	NA	NA	NA	NA	NA	NA	7.72	NA	NA	NA	0.8	-178
TB-1	04/17/2000	NA	NA	NA	NA	NA	NA	NA	NA	NA	NA	NA	NA	NA	7.65	NA	NA	NA	0.5	-152
TB-1	07/26/2000	NA	NA	NA	NA	NA	NA	NA	NA	NA	NA	NA	NA	NA	5.13	NA	NA	NA	1.0	-124
TB-1	10/12/2000	NA	NA	NA	NA	NA	NA	NA	NA	NA	NA	NA	NA	NA	5.20	NA	NA	NA	0.7	-73
TB-1	01/15/2001	NA	NA	NA	NA	NA	NA	NA	NA	NA	NA	NA	NA	NA	5.09	NA	NA	NA	1.2	-118
TB-1	04/09/2001	NA	NA	NA	NA	NA	NA	NA	NA	NA	NA	NA	NA	NA	4.96	NA	NA	NA	1.0	-72
TB-1	07/24/2001	NA	NA	NA	NA	NA	NA	NA	NA	NA	NA	NA	NA	NA	6.03	NA	NA	NA	1.4	31
TB-1	10/31/2001	1,000	85	<10	<10	42	NA	4,100	NA	NA	NA	NA	NA	NA	5.89	NA	NA	NA	1.8	88
TB-1	01/10/2002	5,000	410	390	65	620	NA	9,000	NA	NA	NA	NA	NA	NA	7.47	NA	NA	NA	2.0	95
TB-1	04/25/2002	5,000	780	60	49	91	NA	6,000	NA	NA	NA	NA	NA	NA	11.71	NA	NA	NA	1.7	-136
TB-1	07/18/2002	Insufficient water		NA	NA	NA	NA	NA	NA	NA	NA	NA	NA	NA	13.50	NA	NA	NA	NA	NA
TB-1	10/07/2002	4,600	480	36	98	200	NA	4,000	NA	NA	NA	NA	NA	NA	12.95	NA	NA	NA	1.6	-48
TB-1	01/06/2003	130	30	<0.50	<0.50	0.78	NA	330	NA	NA	NA	NA	NA	NA	5.56	NA	NA	NA	0.4	-20

TB-2	04/29/1999	NA	NA	NA	NA	NA	NA	NA	NA	NA	NA	NA	NA	NA	4.76	NA	NA	NA	4.2	-108
TB-2	11/01/1999	NA	NA	NA	NA	NA	NA	NA	NA	NA	NA	NA	NA	NA	11.33	NA	NA	NA	0.5	-148
TB-2	01/17/2000	NA	NA	NA	NA	NA	NA	NA	NA	NA	NA	NA	NA	NA	9.79	NA	NA	NA	0.7	-162
TB-2	04/17/2000	NA	NA	NA	NA	NA	NA	NA	NA	NA	NA	NA	NA	NA	9.75	NA	NA	NA	0.9	-121
TB-2	07/26/2000	NA	NA	NA	NA	NA	NA	NA	NA	NA	NA	NA	NA	NA	4.73	NA	NA	NA	0.9	-85
TB-2	10/12/2000	NA	NA	NA	NA	NA	NA	NA	NA	NA	NA	NA	NA	NA	4.05	NA	NA	NA	0.6	-47
TB-2	01/15/2001	NA	NA	NA	NA	NA	NA	NA	NA	NA	NA	NA	NA	NA	3.87	NA	NA	NA	0.7	-91
TB-2	04/09/2001	46,600	1,240	1,310	1,110	12,100	31,300	NA	NA	NA	NA	NA	NA	NA	3.76	NA	NA	NA	0.8	-24
TB-2	07/24/2001	11,000	630	<25	310	200	NA	11,000	NA	NA	NA	NA	NA	NA	4.75	NA	NA	NA	0.4	-51
TB-2	10/31/2001	7,500	530	1,500	100	500	NA	2,500	NA	NA	NA	NA	NA	NA	4.24	NA	NA	NA	0.6	-7
TB-2	01/10/2002	<5,000	480	47	34	110	NA	12,000	NA	NA	NA	NA	NA	NA	6.26	NA	NA	NA	1.3	-81
TB-2	04/25/2002	4,700	470	140	<20	80	NA	7,400	NA	NA	NA	NA	NA	NA	11.78	NA	NA	NA	0.9	-107
TB-2	07/18/2002	7,500	630	650	<25	390	NA	44,000	NA	NA	NA	NA	NA	NA	12.34	NA	NA	NA	0.9	-67
TB-2	10/07/2002	<10,000	580	<100	<100	180	NA	30,000	NA	NA	NA	NA	NA	NA	11.62	NA	NA	NA	1.0	-41
TB-2	01/06/2003	120	4.8	<0.50	<0.50	2.0	NA	220	NA	NA	NA	NA	NA	NA	4.35	NA	NA	NA	0.5	-515

WELL CONCENTRATIONS
Former Shell-branded Service Station
4255 MacArthur Boulevard
Oakland, CA

Well ID	Date	TPPH (ug/L)	B (ug/L)	T (ug/L)	E (ug/L)	X (ug/L)	MTBE 8020 (ug/L)	MTBE 8260 (ug/L)	DIPE (ug/L)	ETBE (ug/L)	TAME (ug/L)	TBA (ug/L)	Ethanol (ug/L)	TOC (MSL)	Depth to Water (ft.)	Depth to SPH (ft.)	GW Elevation (MSL)	SPH Thickness (ft.)	DO Reading (ppm)	ORP Reading (mV)
---------	------	----------------	-------------	-------------	-------------	-------------	------------------------	------------------------	----------------	----------------	----------------	---------------	-------------------	--------------	----------------------------	--------------------------	--------------------------	---------------------------	------------------------	------------------------

Abbreviations:

TPPH = Total petroleum hydrocarbons as gasoline by EPA Method 8260B; prior to July 24, 2001, analyzed by EPA Method 8015.

BTEX = Benzene, toluene, ethylbenzene, xylenes by EPA Method 8260B; prior to July 24, 2001, analyzed by EPA Method 8020.

MTBE = Methyl tertiary butyl ether

DIPE = Di-isopropyl ether, analyzed by EPA Method 8260

ETBE = Ethyl tertiary butyl ether, analyzed by EPA Method 8260

TAME = Tertiary amyl methyl ether, analyzed by EPA Method 8260

TBA = Tertiary butyl alcohol, analyzed by EPA Method 8260

TOC = Top of Casing Elevation

SPH = Separate-Phase Hydrocarbons

GW = Groundwater

ug/L = Parts per billion

MSL = Mean sea level

ft. = Feet

<n = Below detection limit

(D) = Duplicate sample

NA = Not applicable

DO = Dissolved Oxygens

ppm = Parts per million

ORP = Oxidation Reduction Potential

mV = Millivolts

WELL CONCENTRATIONS
Former Shell-branded Service Station
4255 MacArthur Boulevard
Oakland, CA

Well ID	Date	TPPH (ug/L)	B (ug/L)	T (ug/L)	E (ug/L)	X (ug/L)	MTBE 8020 (ug/L)	MTBE 8260 (ug/L)	DIPE (ug/L)	ETBE (ug/L)	TAME (ug/L)	TBA (ug/L)	Ethanol (ug/L)	TOC (MSL)	Depth to Water (ft.)	Depth to SPH (ft.)	GW Elevation (MSL)	SPH Thickness (ft.)	DO Reading (ppm)	ORP Reading (mV)
---------	------	----------------	-------------	-------------	-------------	-------------	------------------------	------------------------	----------------	----------------	----------------	---------------	-------------------	--------------	----------------------------	--------------------------	--------------------------	---------------------------	------------------------	------------------------

Notes:

a = Ground water surface had a sheen when sampled.

b = MTBE value is estimated by Sequoia Analytical of Redwood City, CA.

c = The concentration reported reflects individual or discrete unidentified peaks not matching a typical fuel pattern.

d = Secondary ion abundances were outside method requirements. Identification based on analytical judgement.

e = pH>2

f = Initial analysis within holding time. Reanalysis for the required dilution or confirmation was past holding time.

g = Analyzed by EPA Method 8015B (M).

h = The sample chromatographic pattern for TPH does not match the chromatographic pattern of the specified standard. Quantitation of the unknown hydrocarbon(s) in the sample was based upon the specified standard.

i = Analyte was detected at a concentration below the reporting limit and above the laboratory method detection limit. Reported value is estimated.

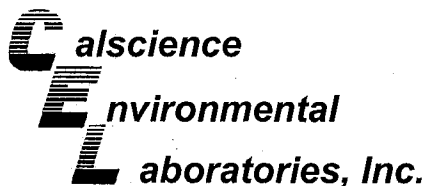
* = Sample analyzed outside the EPA recommended holding time.

Ethanol analyzed by EPA Method 8260B.

Site surveyed March 14, 2002 by Virgil Chavez Land Surveying of Vallejo, CA.

When separate-phase hydrocarbons are present, ground water elevation is adjusted using the relation: Corrected ground water elevation = Top-of-Casing Elevation - Depth to Water + (0.8 x Hydrocarbon Thickness).

Wells MW-6, MW-7, MW-8 and MW-9 surveyed July 12, 2006 by Virgil Chavez Land Surveying of Vallejo, CA.



July 16, 2008

Michael Ninokata
Blaine Tech Services, Inc.
1680 Rogers Avenue
San Jose, CA 95112-1105

Subject: **Calscience Work Order No.: 08-07-0559**
Client Reference: **4255 MacArthur Blvd., Oakland, CA**

Dear Client:

Enclosed is an analytical report for the above-referenced project. The samples included in this report were received 7/8/2008 and analyzed in accordance with the attached chain-of-custody.

Unless otherwise noted, all analytical testing was accomplished in accordance with the guidelines established in our Quality Systems Manual, applicable standard operating procedures, and other related documentation. The original report of subcontracted analysis, if any, is provided herein, and follows the standard Calscience data package. The results in this analytical report are limited to the samples tested and any reproduction thereof must be made in its entirety.

If you have any questions regarding this report, please do not hesitate to contact the undersigned.

Sincerely,

A handwritten signature in black ink, appearing to read "Jessie Kim". The signature is fluid and cursive, with a large loop at the end.

Calscience Environmental
Laboratories, Inc.
Jessie Kim
Project Manager

Analytical Report



Blaine Tech Services, Inc.
 1680 Rogers Avenue
 San Jose, CA 95112-1105

Date Received: 07/08/08
 Work Order No: 08-07-0559
 Preparation: EPA 5030B
 Method: LUFT GC/MS / EPA 8260B
 Units: ug/L

Project: 4255 MacArthur Blvd., Oakland, CA

Page 1 of 4

Client Sample Number	Lab Sample Number	Date/Time Collected	Matrix	Instrument	Date Prepared	Date/Time Analyzed	QC Batch ID
MW-1	08-07-0559-1-A	07/03/08 13:16	Aqueous	GC/MS RR	07/10/08	07/11/08 07:15	080710L02

Parameter	Result	RL	DF	Qual	Parameter	Result	RL	DF	Qual
TPPH	1800	1000	20		Methyl-t-Butyl Ether (MTBE)	1800	20	20	
Benzene	ND	10	20		Tert-Butyl Alcohol (TBA)	3400	200	20	
Ethylbenzene	ND	20	20		Diisopropyl Ether (DIPE)	ND	40	20	
Toluene	ND	20	20		Ethyl-t-Butyl Ether (ETBE)	ND	40	20	
p/m-Xylene	ND	20	20		Tert-Amyl-Methyl Ether (TAME)	ND	40	20	
o-Xylene	ND	20	20		Ethanol	ND	2000	20	
Surrogates:	REC (%)	Control Limits		Qual	Surrogates:	REC (%)	Control Limits		Qual
1,4-Bromofluorobenzene	82	70-130			1,4-Bromofluorobenzene-TPPH	84	70-130		

Client Sample Number	Lab Sample Number	Date/Time Collected	Matrix	Instrument	Date Prepared	Date/Time Analyzed	QC Batch ID
MW-3	08-07-0559-2-A	07/03/08 13:55	Aqueous	GC/MS RR	07/10/08	07/11/08 07:39	080710L02

Parameter	Result	RL	DF	Qual	Parameter	Result	RL	DF	Qual
TPPH	33000	1200	25		Methyl-t-Butyl Ether (MTBE)	2600	25	25	
Benzene	3800	12	25		Tert-Butyl Alcohol (TBA)	1800	250	25	
Ethylbenzene	1500	25	25		Diisopropyl Ether (DIPE)	ND	50	25	
Toluene	38	25	25		Ethyl-t-Butyl Ether (ETBE)	ND	50	25	
p/m-Xylene	1200	25	25		Tert-Amyl-Methyl Ether (TAME)	ND	50	25	
o-Xylene	ND	25	25		Ethanol	ND	2500	25	
Surrogates:	REC (%)	Control Limits		Qual	Surrogates:	REC (%)	Control Limits		Qual
1,4-Bromofluorobenzene	92	70-130			1,4-Bromofluorobenzene-TPPH	94	70-130		

Client Sample Number	Lab Sample Number	Date/Time Collected	Matrix	Instrument	Date Prepared	Date/Time Analyzed	QC Batch ID
MW-4	08-07-0559-3-A	07/03/08 10:56	Aqueous	GC/MS RR	07/10/08	07/11/08 08:02	080710L02

Parameter	Result	RL	DF	Qual	Parameter	Result	RL	DF	Qual
TPPH	1400	500	10		Methyl-t-Butyl Ether (MTBE)	88	10	10	
Benzene	87	5.0	10		Tert-Butyl Alcohol (TBA)	3900	100	10	
Ethylbenzene	54	10	10		Diisopropyl Ether (DIPE)	ND	20	10	
Toluene	15	10	10		Ethyl-t-Butyl Ether (ETBE)	ND	20	10	
p/m-Xylene	91	10	10		Tert-Amyl-Methyl Ether (TAME)	ND	20	10	
o-Xylene	18	10	10		Ethanol	ND	1000	10	
Surrogates:	REC (%)	Control Limits		Qual	Surrogates:	REC (%)	Control Limits		Qual
1,4-Bromofluorobenzene	88	70-130			1,4-Bromofluorobenzene-TPPH	90	70-130		

RL - Reporting Limit , DF - Dilution Factor , Qual - Qualifiers

Analytical Report

 Blaine Tech Services, Inc.
 1680 Rogers Avenue
 San Jose, CA 95112-1105

 Date Received: 07/08/08
 Work Order No: 08-07-0559
 Preparation: EPA 5030B
 Method: LUFT GC/MS / EPA 8260B
 Units: ug/L

Project: 4255 MacArthur Blvd., Oakland, CA

Page 2 of 4

Client Sample Number	Lab Sample Number	Date/Time Collected	Matrix	Instrument	Date Prepared	Date/Time Analyzed	QC Batch ID
MW-5	08-07-0559-4-A	07/03/08 10:29	Aqueous	GC/MS RR	07/10/08	07/11/08 08:25	080710L02

Parameter	Result	RL	DF	Qual	Parameter	Result	RL	DF	Qual
TPPH	ND	50	1		Methyl-t-Butyl Ether (MTBE)	16	1.0	1	
Benzene	ND	0.50	1		Tert-Butyl Alcohol (TBA)	11	10	1	
Ethylbenzene	ND	1.0	1		Diisopropyl Ether (DIPE)	ND	2.0	1	
Toluene	ND	1.0	1		Ethyl-t-Butyl Ether (ETBE)	ND	2.0	1	
p/m-Xylene	ND	1.0	1		Tert-Amyl-Methyl Ether (TAME)	ND	2.0	1	
o-Xylene	ND	1.0	1		Ethanol	ND	100	1	
Surrogates:	REC (%)	Control Limits		Qual	Surrogates:	REC (%)	Control Limits		Qual
1,4-Bromofluorobenzene	82	70-130			1,4-Bromofluorobenzene-TPPH	84	70-130		

Client Sample Number	Lab Sample Number	Date/Time Collected	Matrix	Instrument	Date Prepared	Date/Time Analyzed	QC Batch ID
MW-6	08-07-0559-5-A	07/03/08 11:55	Aqueous	GC/MS RR	07/10/08	07/11/08 08:48	080710L02

Parameter	Result	RL	DF	Qual	Parameter	Result	RL	DF	Qual
TPPH	7100	1000	20		Methyl-t-Butyl Ether (MTBE)	220	20	20	
Benzene	1100	10	20		Tert-Butyl Alcohol (TBA)	9400	200	20	
Ethylbenzene	25	20	20		Diisopropyl Ether (DIPE)	ND	40	20	
Toluene	ND	20	20		Ethyl-t-Butyl Ether (ETBE)	ND	40	20	
p/m-Xylene	50	20	20		Tert-Amyl-Methyl Ether (TAME)	ND	40	20	
o-Xylene	ND	20	20		Ethanol	ND	2000	20	
Surrogates:	REC (%)	Control Limits		Qual	Surrogates:	REC (%)	Control Limits		Qual
1,4-Bromofluorobenzene	83	70-130			1,4-Bromofluorobenzene-TPPH	85	70-130		

Client Sample Number	Lab Sample Number	Date/Time Collected	Matrix	Instrument	Date Prepared	Date/Time Analyzed	QC Batch ID
MW-7	08-07-0559-6-A	07/03/08 11:32	Aqueous	GC/MS RR	07/10/08	07/11/08 09:12	080710L02

Parameter	Result	RL	DF	Qual	Parameter	Result	RL	DF	Qual
TPPH	1500	500	10		Methyl-t-Butyl Ether (MTBE)	1700	10	10	
Benzene	11	5.0	10		Tert-Butyl Alcohol (TBA)	680	100	10	
Ethylbenzene	ND	10	10		Diisopropyl Ether (DIPE)	ND	20	10	
Toluene	ND	10	10		Ethyl-t-Butyl Ether (ETBE)	ND	20	10	
p/m-Xylene	ND	10	10		Tert-Amyl-Methyl Ether (TAME)	ND	20	10	
o-Xylene	ND	10	10		Ethanol	ND	1000	10	
Surrogates:	REC (%)	Control Limits		Qual	Surrogates:	REC (%)	Control Limits		Qual
1,4-Bromofluorobenzene	82	70-130			1,4-Bromofluorobenzene-TPPH	84	70-130		

RL - Reporting Limit DF - Dilution Factor Qual - Qualifiers

Analytical Report



Blaine Tech Services, Inc.
 1680 Rogers Avenue
 San Jose, CA 95112-1105

Date Received: 07/08/08
 Work Order No: 08-07-0559
 Preparation: EPA 5030B
 Method: LUFT GC/MS / EPA 8260B
 Units: ug/L

Project: 4255 MacArthur Blvd., Oakland, CA

Page 3 of 4

Client Sample Number	Lab Sample Number	Date/Time Collected	Matrix	Instrument	Date Prepared	Date/Time Analyzed	QC Batch ID
MW-8	08-07-0559-7-A	07/03/08 12:59	Aqueous	GC/MS RR	07/10/08	07/11/08 09:35	080710L02

Parameter	Result	RL	DF	Qual	Parameter	Result	RL	DF	Qual
TPPH	960	500	10		Methyl-t-Butyl Ether (MTBE)	1000	10	10	
Benzene	ND	5.0	10		Tert-Butyl Alcohol (TBA)	ND	100	10	
Ethylbenzene	ND	10	10		Diisopropyl Ether (DIPE)	ND	20	10	
Toluene	ND	10	10		Ethyl-t-Butyl Ether (ETBE)	ND	20	10	
p/m-Xylene	ND	10	10		Tert-Amyl-Methyl Ether (TAME)	ND	20	10	
o-Xylene	ND	10	10		Ethanol	ND	1000	10	
<u>Surrogates:</u>	<u>REC (%)</u>	<u>Control Limits</u>		<u>Qual</u>	<u>Surrogates:</u>	<u>REC (%)</u>	<u>Control Limits</u>		<u>Qual</u>
1,4-Bromofluorobenzene	83	70-130			1,4-Bromofluorobenzene-TPPH	85	70-130		

Client Sample Number	Lab Sample Number	Date/Time Collected	Matrix	Instrument	Date Prepared	Date/Time Analyzed	QC Batch ID
MW-9	08-07-0559-8-A	07/03/08 13:07	Aqueous	GC/MS RR	07/10/08	07/11/08 09:58	080710L02

Parameter	Result	RL	DF	Qual	Parameter	Result	RL	DF	Qual
TPPH	2600	500	10		Methyl-t-Butyl Ether (MTBE)	2800	25	25	
Benzene	70	5.0	10		Tert-Butyl Alcohol (TBA)	ND	100	10	
Ethylbenzene	ND	10	10		Diisopropyl Ether (DIPE)	ND	20	10	
Toluene	ND	10	10		Ethyl-t-Butyl Ether (ETBE)	ND	20	10	
p/m-Xylene	ND	10	10		Tert-Amyl-Methyl Ether (TAME)	ND	20	10	
o-Xylene	ND	10	10		Ethanol	ND	1000	10	
<u>Surrogates:</u>	<u>REC (%)</u>	<u>Control Limits</u>		<u>Qual</u>	<u>Surrogates:</u>	<u>REC (%)</u>	<u>Control Limits</u>		<u>Qual</u>
1,4-Bromofluorobenzene	81	70-130			1,4-Bromofluorobenzene-TPPH	84	70-130		

Client Sample Number	Lab Sample Number	Date/Time Collected	Matrix	Instrument	Date Prepared	Date/Time Analyzed	QC Batch ID
Method Blank	099-12-715-596	N/A	Aqueous	GC/MS RR	07/10/08	07/11/08 02:37	080710L02

Parameter	Result	RL	DF	Qual	Parameter	Result	RL	DF	Qual
TPPH	ND	50	1		Methyl-t-Butyl Ether (MTBE)	ND	1.0	1	
Benzene	ND	0.50	1		Tert-Butyl Alcohol (TBA)	ND	10	1	
Ethylbenzene	ND	1.0	1		Diisopropyl Ether (DIPE)	ND	2.0	1	
Toluene	ND	1.0	1		Ethyl-t-Butyl Ether (ETBE)	ND	2.0	1	
p/m-Xylene	ND	1.0	1		Tert-Amyl-Methyl Ether (TAME)	ND	2.0	1	
o-Xylene	ND	1.0	1		Ethanol	ND	100	1	
<u>Surrogates:</u>	<u>REC (%)</u>	<u>Control Limits</u>		<u>Qual</u>	<u>Surrogates:</u>	<u>REC (%)</u>	<u>Control Limits</u>		<u>Qual</u>
1,4-Bromofluorobenzene	84	70-130			1,4-Bromofluorobenzene-TPPH	87	70-130		

RL - Reporting Limit , DF - Dilution Factor , Qual - Qualifiers

Analytical Report



Blaine Tech Services, Inc.
 1680 Rogers Avenue
 San Jose, CA 95112-1105

Date Received: 07/08/08
 Work Order No: 08-07-0559
 Preparation: EPA 5030B
 Method: LUFT GC/MS / EPA 8260B
 Units: ug/L

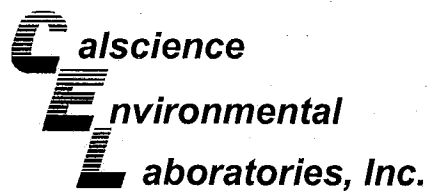
Project: 4255 MacArthur Blvd., Oakland, CA

Page 4 of 4

Client Sample Number	Lab Sample Number	Date/Time Collected	Matrix	Instrument	Date Prepared	Date/Time Analyzed	QC Batch ID
Method Blank	099-12-715-599	N/A	Aqueous	GC/MS RR	07/11/08	07/11/08 14:35	080711L01

Parameter	Result	RL	DF	Qual	Parameter	Result	RL	DF	Qual
TPPH	ND	50	1		Methyl-t-Butyl Ether (MTBE)	ND	1.0	1	
Benzene	ND	0.50	1		Tert-Butyl Alcohol (TBA)	ND	10	1	
Ethylbenzene	ND	1.0	1		Diisopropyl Ether (DIPE)	ND	2.0	1	
Toluene	ND	1.0	1		Ethyl-t-Butyl Ether (ETBE)	ND	2.0	1	
p/m-Xylene	ND	1.0	1		Tert-Amyl-Methyl Ether (TAME)	ND	2.0	1	
o-Xylene	ND	1.0	1		Ethanol	ND	100	1	
Surrogates:	REC (%)	Control Limits		Qual	Surrogates:	REC (%)	Control Limits		Qual
1,4-Bromofluorobenzene	87	70-130			1,4-Bromofluorobenzene-TPPH	90	70-130		

RL - Reporting Limit , DF - Dilution Factor , Qual - Qualifiers



Quality Control - Spike/Spike Duplicate



Blaine Tech Services, Inc.
1680 Rogers Avenue
San Jose, CA 95112-1105

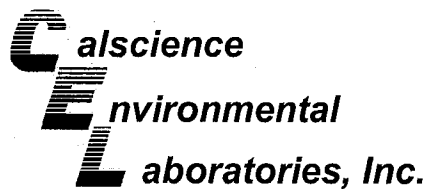
Date Received: 07/08/08
Work Order No: 08-07-0559
Preparation: EPA 5030B
Method: LUFT GC/MS / EPA
8260B

Project 4255 MacArthur Blvd., Oakland, CA

Quality Control Sample ID	Matrix	Instrument	Date Prepared	Date Analyzed	MS/MSD Batch Number
08-07-0554-1	Aqueous	GC/MS RR	07/10/08	07/11/08	080710S02

Parameter	MS %REC	MSD %REC	%REC CL	RPD	RPD CL	Qualifiers
Benzene	95	98	70-130	4	0-30	
Ethylbenzene	106	107	70-130	1	0-30	
Toluene	102	104	70-130	2	0-30	
p/m-Xylene	110	110	70-130	0	0-30	
o-Xylene	108	110	70-130	2	0-30	
Methyl-t-Butyl Ether (MTBE)	111	119	70-130	7	0-30	
Tert-Butyl Alcohol (TBA)	99	109	70-130	9	0-30	
Diisopropyl Ether (DIPE)	98	101	70-130	3	0-30	
Ethyl-t-Butyl Ether (ETBE)	99	102	70-130	4	0-30	
Tert-Amyl-Methyl Ether (TAME)	110	115	70-130	5	0-30	
Ethanol	89	90	70-130	1	0-30	

RPD - Relative Percent Difference, CL - Control Limit



Quality Control - Spike/Spike Duplicate



Blaine Tech Services, Inc.
1680 Rogers Avenue
San Jose, CA 95112-1105

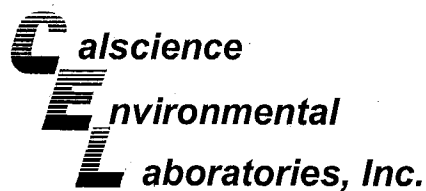
Date Received: 07/08/08
Work Order No: 08-07-0559
Preparation: EPA 5030B
Method: LUFT GC/MS / EPA
8260B

Project 4255 MacArthur Blvd., Oakland, CA

Quality Control Sample ID	Matrix	Instrument	Date Prepared	Date Analyzed	MS/MSD Batch Number
08-07-0598-1	Aqueous	GC/MS RR	07/11/08	07/11/08	080711S01

Parameter	MS %REC	MSD %REC	%REC CL	RPD	RPD CL	Qualifiers
Benzene	85	86	70-130	1	0-30	
Ethylbenzene	95	92	70-130	3	0-30	
Toluene	91	91	70-130	1	0-30	
p/m-Xylene	96	93	70-130	3	0-30	
o-Xylene	94	91	70-130	3	0-30	
Methyl-t-Butyl Ether (MTBE)	97	98	70-130	1	0-30	
Tert-Butyl Alcohol (TBA)	84	85	70-130	2	0-30	
Diisopropyl Ether (DIPE)	85	85	70-130	1	0-30	
Ethyl-t-Butyl Ether (ETBE)	85	87	70-130	2	0-30	
Tert-Amyl-Methyl Ether (TAME)	93	95	70-130	2	0-30	
Ethanol	70	73	70-130	4	0-30	

RPD - Relative Percent Difference, CL - Control Limit



Quality Control - LCS/LCS Duplicate



Blaine Tech Services, Inc.
1680 Rogers Avenue
San Jose, CA 95112-1105

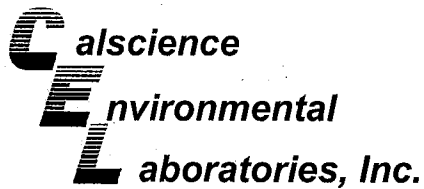
Date Received: N/A
Work Order No: 08-07-0559
Preparation: EPA 5030B
Method: LUFT GC/MS / EPA 8260B

Project: 4255 MacArthur Blvd., Oakland, CA

Quality Control Sample ID	Matrix	Instrument	Date Prepared	Date Analyzed	LCS/LCSD Batch Number
099-12-715-596	Aqueous	GC/MS RR	07/10/08	07/11/08	080710L02

Parameter	LCS %REC	LCSD %REC	%REC CL	RPD	RPD CL	Qualifiers
TPPH	77	87	65-135	13	0-30	
Benzene	85	82	70-130	3	0-30	
Ethylbenzene	92	88	70-130	5	0-30	
Toluene	89	87	70-130	2	0-30	
p/m-Xylene	96	92	70-130	4	0-30	
o-Xylene	94	90	70-130	4	0-30	
Methyl-t-Butyl Ether (MTBE)	93	95	70-130	2	0-30	
Tert-Butyl Alcohol (TBA)	78	83	70-130	7	0-30	
Diisopropyl Ether (DIPE)	85	85	70-130	0	0-30	
Ethyl-t-Butyl Ether (ETBE)	85	85	70-130	1	0-30	
Tert-Amyl-Methyl Ether (TAME)	95	95	70-130	0	0-30	
Ethanol	74	74	70-130	1	0-30	

RPD - Relative Percent Difference, CL - Control Limit



Quality Control - LCS/LCS Duplicate



Blaine Tech Services, Inc.
1680 Rogers Avenue
San Jose, CA 95112-1105

Date Received: N/A
Work Order No: 08-07-0559
Preparation: EPA 5030B
Method: LUFT GC/MS / EPA 8260B

Project: 4255 MacArthur Blvd., Oakland, CA

Quality Control Sample ID	Matrix	Instrument	Date Prepared	Date Analyzed	LCS/LCSD Batch Number
099-12-715-599	Aqueous	GC/MS RR	07/11/08	07/11/08	080711L01

Parameter	LCS %REC	LCSD %REC	%REC CL	RPD	RPD CL	Qualifiers
TPPH	83	81	65-135	3	0-30	
Benzene	84	87	70-130	3	0-30	
Ethylbenzene	92	94	70-130	2	0-30	
Toluene	92	93	70-130	2	0-30	
p/m-Xylene	94	96	70-130	2	0-30	
o-Xylene	92	94	70-130	2	0-30	
Methyl-t-Butyl Ether (MTBE)	97	97	70-130	1	0-30	
Tert-Butyl Alcohol (TBA)	84	87	70-130	4	0-30	
Diisopropyl Ether (DIPE)	87	87	70-130	1	0-30	
Ethyl-t-Butyl Ether (ETBE)	88	87	70-130	0	0-30	
Tert-Amyl-Methyl Ether (TAME)	96	95	70-130	1	0-30	
Ethanol	71	71	70-130	0	0-30	

RPD - Relative Percent Difference, CL - Control Limit

Work Order Number: 08-07-0559

<u>Qualifier</u>	<u>Definition</u>
*	See applicable analysis comment.
1	Surrogate compound recovery was out of control due to a required sample dilution, therefore, the sample data was reported without further clarification.
2	Surrogate compound recovery was out of control due to matrix interference. The associated method blank surrogate spike compound was in control and, therefore, the sample data was reported without further clarification.
3	Recovery of the Matrix Spike (MS) or Matrix Spike Duplicate (MSD) compound was out of control due to matrix interference. The associated LCS and/or LCSD was in control and, therefore, the sample data was reported without further clarification.
4	The MS/MSD RPD was out of control due to matrix interference. The LCS/LCSD RPD was in control and, therefore, the sample data was reported without further clarification.
5	The PDS/PDSD associated with this batch of samples was out of control due to a matrix interference effect. The associated batch LCS/LCSD was in control and, hence, the associated sample data was reported with no further corrective action required.
A	Result is the average of all dilutions, as defined by the method.
B	Analyte was present in the associated method blank.
C	Analyte presence was not confirmed on primary column.
E	Concentration exceeds the calibration range.
H	Sample received and/or analyzed past the recommended holding time.
J	Analyte was detected at a concentration below the reporting limit and above the laboratory method detection limit. Reported value is estimated.
ME	A Marginal Exceedance (ME) is defined as a LCS percent recovery beyond the normal 3 standard deviation Control Limits but still within the marginal exceedance limits (set at 4 standard deviations from the mean)
N	Nontarget Analyte.
ND	Parameter not detected at the indicated reporting limit.
Q	Spike recovery and RPD control limits do not apply resulting from the parameter concentration in the sample exceeding the spike concentration by a factor of four or greater.
U	Undetected at the laboratory method detection limit.
X	% Recovery and/or RPD out-of-range.
Z	Analyte presence was not confirmed by second column or GC/MS analysis.

LAB (LOCATION)



Shell Oil Products Chain Of Custody Record

- CALSCIENCE ()
- SPL ()
- XENCO ()
- TEST AMERICA ()
- OTHER ()

Please Check Appropriate Box:

<input checked="" type="checkbox"/> ENV. SERVICES	<input type="checkbox"/> MOTIVA RETAIL	<input type="checkbox"/> SHELL RETAIL
<input type="checkbox"/> MOTIVA SD&CM	<input type="checkbox"/> CONSULTANT	<input type="checkbox"/> LUBES
<input type="checkbox"/> SHELL PIPELINE	<input type="checkbox"/> OTHER _____	

Print Bill To Contact Name: **Denis Brown**

INCIDENT # (ENV SERVICES): **9 8 9 9 5 7 5 8**

PO # _____ SAP # _____

DATE: **07-03-08**

PAGE: **1** of **1**

CHECK IF NO INCIDENT # APPLIES

SAMPLING COMPANY: **Blaine Tech Services** LOG CODE: **BTSS** SITE ADDRESS: Street and City: **4255 MacArthur Blvd., Oakland** State: **CA** GLOBAL ID NO.: **T0600101261**

ADDRESS: **1680 Rogers Ave, San Jose, CA 95112** EDI DELIVERABLE TO (Name, Company, Office Location): _____ PHONE NO.: _____ E-MAIL: _____ CONSULTANT PROJECT NO.: _____

PROJECT CONTACT (Hardcopy or PDF Report to): **Michael Ninokata** Annl Kremi, CRA, Emeryville (510) 420-3335 Shelledf@craworld.com BTS # **080703-MT**

TELEPHONE: **(408)573-0555** FAX: **(408)573-7771** E-MAIL: **mnninokata@blainetech.com** SAMPLER NAME(S) (Print): **M. Todi** LAB USE ONLY: **08-07-0559**

TURNAROUND TIME (CALENDAR DAYS):

STANDARD (14 DAY) 5 DAYS 3 DAYS 2 DAYS 24 HOURS RESULTS NEEDED ON WEEKEND

LA - RWQCB REPORT FORMAT UST AGENCY:

REQUESTED ANALYSIS

SPECIAL INSTRUCTIONS OR NOTES :


Run TPH-d w/Silica Gel Clean Up

SHELL CONTRACT RATE APPLIES
 STATE REIMBURSEMENT RATE APPLIES
 EDD NOT NEEDED
 RECEIPT VERIFICATION REQUESTED

LAB USE ONLY	Field Sample Identification	SAMPLING		MATRIX	PRESERVATIVE					NO. OF CONT.	REQUESTED ANALYSIS											TEMPERATURE ON RECEIPT °C	Container PID Readings or Laboratory Notes					
		DATE	TIME		HCL	HNO3	H2SO4	NONE	OTHER		TPH - Purgeable (8260B)	TPH - Extractable (8015M)	BTEX (8260B)	5 Oxygenates (8260B)	MTBE (8260B)	TBA (8260B)	DIPE (8260B)	TAME (8260B)	ETBE (8260B)	1,2 DCA (8260B)	EDB (8260B)			Ethanol (8260B)	Methanol (8015M)			
1	MW-1	07-03-08	1316	W	X					3	X	X	X	X														
2	MW-3		1355							1	X	X	X	X														
3	MW-4		1056							1	X	X	X	X														
4	MW-5		1029							1	X	X	X	X														
5	MW-6		1155							1	X	X	X	X														
6	MW-7		1132							1	X	X	X	X														
7	MW-8		1259							1	X	X	X	X														
8	MW-9		1307							1	X	X	X	X														

Relinquished by: (Signature) <i>[Signature]</i>	Received by: (Signature) <i>[Signature]</i>	Date: 7-3-08	Time: 1555
Relinquished by: (Signature) <i>[Signature]</i> (Sample Custodian)	Received by: (Signature) <i>[Signature]</i> Tom Ormally CEC	Date: 7/7/08	Time: 1400
Relinquished by: (Signature) <i>[Signature]</i> Tom Ormally to GSO 1730 7/7/08 509926839	Received by: (Signature) <i>[Signature]</i> Wcbath CEC	Date: 7-8-08	Time: 1030

05/2/06 Revision



WORK ORDER #: 08 - 07 - 0559

Cooler 1 of 1

SAMPLE RECEIPT FORM

CLIENT: BTS

DATE: 7-8-08

TEMPERATURE - SAMPLES RECEIVED BY:

CALSCIENCE COURIER:

- Chilled, cooler with temperature blank provided.
- Chilled, cooler without temperature blank.
- Chilled and placed in cooler with wet ice.
- Ambient and placed in cooler with wet ice.
- Ambient temperature (For Air & Filter Only).
- °C Temperature blank.

LABORATORY (Other than Calscience Courier):

- °C Temperature blank.
- 3.9 °C IR Thermometer.
- Ambient temperature (For Air & Filter Only).

Initial: WB

CUSTODY SEAL INTACT:

Sample(s): _____ Cooler: _____ No (Not Intact): _____ Not Present:

Initial: WB

SAMPLE CONDITION:

	Yes	No	N/A
Chain-Of-Custody document(s) received with samples.....	<input checked="" type="checkbox"/>	<input type="checkbox"/>	<input type="checkbox"/>
Sampler's name indicated on COC.....	<input checked="" type="checkbox"/>	<input type="checkbox"/>	<input type="checkbox"/>
Sample container label(s) consistent with custody papers.....	<input checked="" type="checkbox"/> <u>AL</u>	<input checked="" type="checkbox"/>	<input type="checkbox"/>
Sample container(s) intact and good condition.....	<input checked="" type="checkbox"/>	<input type="checkbox"/>	<input type="checkbox"/>
Correct containers and volume for analyses requested.....	<input checked="" type="checkbox"/>	<input type="checkbox"/>	<input type="checkbox"/>
Proper preservation noted on sample label(s).....	<input checked="" type="checkbox"/>	<input type="checkbox"/>	<input type="checkbox"/>
VOA vial(s) free of headspace.....	<input checked="" type="checkbox"/>	<input type="checkbox"/>	<input type="checkbox"/>
Tedlar bag(s) free of condensation.....	<input type="checkbox"/>	<input type="checkbox"/>	<input checked="" type="checkbox"/>

Initial: WB

COMMENTS:

(-2), (-3), (-4), (-5) collection date per sample is 7/2/08
AL 7/8/08

WELL GAUGING DATA

Project # 000703-MTI

Date 0703-08

Client Shell

Site 4255 MacArthur Blvd, Oakland, CA

Well ID	Time	Well Size (in.)	Sheen / Odor	Depth to Immiscible Liquid (ft.)	Thickness of Immiscible Liquid (ft.)	Volume of Immiscibles Removed (ml)	Depth to water (ft.)	Depth to well bottom (ft.)	Survey Point: TOB or TOC	Notes
MW-1	8:25	4	—	—	—	—	8.03	23.28		
MW-2	12:00	4		11.76	.14	394	11.62	23.28		Stinger *
MW-3	8:30	4	Sheen		0.01		10.48	21.90		
MW-4	7:55	2	—	—	—	—	8.25	30.60		
MW-5	8:00	2	—	—	—	—	7.40	19.90		
MW-6	8:05	2	—	—	—	—	10.94	23.55		
MW-7	8:10	4	—	—	—	—	8.96	29.00		
MW-8	8:15	4	—	—	—	—	5.05	29.80		
MW-9	8:20	4	—	—	—	—	7.00	29.60		✓
* Stinger	in MW-2 not MW-3									

SHELL WELL MONITORING DATA SHEET

BTS #: <u>080703.MT1</u>	Site: <u>98995758</u>
Sampler: <u>MT</u>	Date: <u>07-03-08</u>
Well I.D.: <u>MW-2</u>	Well Diameter: 2 3 <u>4</u> 6 8
Total Well Depth (TD):	Depth to Water (DTW): <u>11.76</u>
Depth to Free Product: <u>11.62</u>	Thickness of Free Product (feet): <u>.14</u>
Referenced to: <u>PVC</u> Grade	D.O. Meter (if req'd): YSI HACH
DTW with 80% Recharge [(Height of Water Column x 0.20) + DTW]:	

Purge Method: Bailer Disposable Bailer Positive Air Displacement Electric Submersible

Water: Peristaltic Extraction Pump Other _____

Sampling Method: Bailer Disposable Bailer Extraction Port Dedicated Tubing

Other: _____

(Gals.) X	<u>3</u>	=	Gals.		
1 Case Volume	Specified Volumes		Calculated Volume		

Well Diameter	Multiplier	Well Diameter	Multiplier
1"	0.04	4"	0.65
2"	0.16	6"	1.47
3"	0.37	Other	radius ² * 0.163

Time	Temp (°F)	pH	Cond. (mS or µS)	Turbidity (NTUs)	Gals. Removed	Observations
						<u>Bailed 344ml of SPH -</u>

Did well dewater? Yes No Gallons actually evacuated: _____

Sampling Date: 07-03-08 Sampling Time: _____ Depth to Water: _____

Sample I.D.: MW-2 Laboratory: STL Other: CAL science

Analyzed for: TPH-G BTEX MTBE TPH-D Other: TBA, Oxy's

EB I.D. (if applicable): _____ @ _____ Time Duplicate I.D. (if applicable): _____

Analyzed for: TPH-G BTEX MTBE TPH-D Other: _____

D.O. (if req'd):	Pre-purge:	mg/L	Post-purge:	mg/L
O.R.P. (if req'd):	Pre-purge:	mV	Post-purge:	mV

Blaine Tech Services, Inc. 1680 Rogers Ave., San Jose, CA 95112 (800) 545-7558

.14 x .65 x 3785
344 ml

SHELL WELL MONITORING DATA SHEET

BTS #: 080703.MT1	Site: 98995758
Sampler: MT	Date: 0703-08
Well I.D.: MW-4	Well Diameter: (2) 3 4 6 8
Total Well Depth (TD): 30.60	Depth to Water (DTW): 8.25
Depth to Free Product:	Thickness of Free Product (feet):
Referenced to: PVC Grade	D.O. Meter (if req'd): YSI HACH
DTW with 80% Recharge [(Height of Water Column x 0.20) + DTW]: 12.72	

Purge Method: Bailer Waterra Sampling Method: XBailer
 Disposable Bailer Peristaltic Disposable Bailer
 Positive Air Displacement Extraction Pump Extraction Port
 Electric Submersible Other _____ Dedicated Tubing

3.5 (Gals.) X 3 = 10.5 Gals.
 1 Case Volume Specified Volumes Calculated Volume

Well Diameter	Multiplier	Well Diameter	Multiplier
1"	0.04	4"	0.65
2"	0.16	6"	1.47
3"	0.37	Other	radius ² * 0.163

Time	Temp (°F)	pH	Cond. (mS or µS)	Turbidity (NTUs)	Gals. Removed	Observations
1037	67.2	6.85	1072	177	3.5	
1041	66.8	6.83	1072	183	7	
1045	66.7	6.88	1071	318	10.5	

Did well dewater? Yes No Gallons actually evacuated: 10.5

Sampling Date: 07-03-08 Sampling Time: 1056 Depth to Water: 9.56

Sample I.D.: MW-4 Laboratory: STL Other: CAL science

Analyzed for: TPH-G BTEX MTBE TPH-D Other: TBA, Oxy's

EB I.D. (if applicable): @ Time Duplicate I.D. (if applicable):

Analyzed for: TPH-G BTEX MTBE TPH-D Other:

D.O. (if req'd):	Pre-purge:	mg/L	Post-purge:	mg/L
O.R.P. (if req'd):	Pre-purge:	mV	Post-purge:	mV

WELL GAUGING DATA

Project # 080611-MW2 Date 06/11/09 Client STRELL

Site 285 MACARTHUR BLVD, OAKLAND, CA

Well ID	Time	Well Size (in.)	Sheen / Odor	Depth to Immiscible Liquid (ft.)	Thickness of Immiscible Liquid (ft.)	Volume of Immiscibles Removed (ml)	Depth to water (ft.)	Depth to well bottom (ft.)	Survey Point: TOB or <u>FOC</u>	Notes
MW-2	1430	4	0	11.01	0.09	221	11.10	19.74	↓	
MW-3	1417	4	0	13.94	0.01	25	13.95	21.88	↓	
$\text{MW-3} = \text{THICKNESS} \times \text{CASING DIAMETER}$										
$0.01 \quad \quad \quad 0.65$										
$= 0.0065 \text{ gal} \times 3785 \text{ mL}$										
$= 24.6 \text{ mL SPH}$										
<hr/>										
$\text{MW-2} : 0.09 \times 0.65 \times 3785 \text{ mL} = 221 \text{ mL SPH}$										

SHELL WELL MONITORING DATA SHEET

BTS #: 880611-WW2	Site: 98995758
Sampler: WW	Date: 06/11/88
Well I.D.: MW-3	Well Diameter: 2 3 <u>4</u> 6 8
Total Well Depth (TD): 21.88	Depth to Water (DTW): 13.95
Depth to Free Product: 13.94	Thickness of Free Product (feet): 70.09
Referenced to: <u>PVC</u> Grade	D.O. Meter (if req'd): YSI HACH
DTW with 80% Recharge [(Height of Water Column x 0.20) + DTW]: —	

Purge Method: Bailer Disposable Bailer Positive Air Displacement Electric Submersible Other: _____

Waterra Peristaltic Extraction Pump Other: _____

Sampling Method: Bailer Disposable Bailer Extraction Port Dedicated Tubing Other: _____

***SPH BAIL**

(Gals.) X _____	= _____ Gals.	
1 Case Volume	Specified Volumes	Calculated Volume

Well Diameter	Multiplier	Well Diameter	Multiplier
1"	0.04	4"	0.65
2"	0.16	6"	1.47
3"	0.37	Other	radius ² * 0.163

Time	Temp (°F)	pH	Cond. (mS or µS)	Turbidity (NTUs)	Gals. Removed	Observations
1440 X	25	ml	SPH	to BAIL		
1455	25	ml	SPH	Bailed +	3000 ml	water
	0.00	in	SPH	detected		Daw: 14.52

Did well dewater? Yes No Gallons actually evacuated: _____

Sampling Date: _____ Sampling Time: _____ Depth to Water: _____

Sample I.D.: _____ Laboratory: STL Other: _____

Analyzed for: TPH-G BTEX MTBE TPH-D Other: _____

EB I.D. (if applicable): _____ @ _____ Time Duplicate I.D. (if applicable): _____

Analyzed for: TPH-G BTEX MTBE TPH-D Other: _____

D.O. (if req'd):	Pre-purge:	mg/L	Post-purge:	mg/L
O.R.P. (if req'd):	Pre-purge:	mV	Post-purge:	mV

SHELL SITE INSPECTION CHECKLIST

Client Shell Date 5-29-08
 Site Address 4255 MacArthur Blvd.
 Job Number 080529-ECF Technician EC

Site Status _____ Branded Station Vacant Lot _____ Other _____

- Inspected / Labeled / Cleaned - all wells on Scope Of Work
- Inspected / Cleaned Components - all other identifiable wells N/A
- Inspected site for site investigation & site remediation related trip hazards
- Completed all outstanding **BLAINE Wellhead Repair Order(s)** N/A
- Completed **Shell Wellhead Repair Form(s)** N/A
- Inspected treatment / remediation system compound for security, cleanliness and appearance N/A
- Inspected vacant lot for signs of habitation, hazardous materials or terrain, overgrown vegetation and security N/A
- Visually inspected site drums for condition and proper labeling N/A
- Unresolved deficiencies identified - "**Notice of Deficient Condition**" form(s) completed N/A

Notes lots of garbage also hypodermic needles on site

PROJECT MANAGER ONLY

Checklist Reviewed RE Notes _____
Initial/Date

SHELL WELLHEAD REPAIR FORM

(FOR REPAIR TECHNICIAN)

Site Address 4255 MacArthur Blvd. Date 5-29-08
 Job Number 080529-EC4 Technician EC Page 1 of 2

Inspection Point (Well ID or description of location)	Well Inspected, Cleaned, Labeled - No Further Corrective Action Required	Replaced Cap	Replaced Lock	Replaced Lid Seal	Check Indicates deficiency										All Repairs Completed	Remaining Deficiencies Logged onto BLAINE Repair Order	Remaining Deficiencies Logged onto Notice of Deficient Condition - BLAINE Unable to Repair				
					Casing	Annular Seal	Tabs / Bolts	Box Structure	Apron	Trip Hazard	Below Grade	Not Securable by Design (12" diameter or less)	Lid not marked with words "MONITORING WELL"	Other Deficiency				Not Securable by Design (greater than 12" diameter)	Well Not Inspected (explain in notes)		
MW-1	<input checked="" type="checkbox"/>							<input checked="" type="checkbox"/>													
Notes: <u>one tab broken need 5 EC replacement</u>																					
Well box type / size: <u>EMCO 8"</u>											Materials used:										
MW-2								<input checked="" type="checkbox"/>								<input checked="" type="checkbox"/>					
Notes: <u>Limo parked over person didn't answer door (cleaned)</u>																					
Well box type / size:											Materials used: <u>2 heli coil 2 bolts</u>										
MW-3	<input checked="" type="checkbox"/>																				
Notes: <u>cleaned all wellhead components no tag</u>																					
Well box type / size: <u>EMCO 12"</u>											Materials used:										
MW-4	<input checked="" type="checkbox"/>																				
Notes: <u>cleaned all wellhead components</u>																					
Well box type / size: <u>EMCO 12"</u>											Materials used:										
MW-5	<input checked="" type="checkbox"/>																				
Notes: <u>cleaned all wellhead components</u>																					
Well box type / size: <u>EMCO 12"</u>											Materials used:										
MW-6	<input checked="" type="checkbox"/>							<input checked="" type="checkbox"/>								<input checked="" type="checkbox"/>					
Notes: <u>no tag cleaned all wellhead components</u>																					
Well box type / size: <u>EMCO 12" no tag</u>											Materials used: <u>2 re tap</u>										
MW-7								<input checked="" type="checkbox"/>								<input checked="" type="checkbox"/>					
Notes: <u>no tag</u> <u>2 re tap</u>																					
Well box type / size:											Materials used:										

Repair Data Sheet

Job Number 080529-ECH

Inspection Point (Well ID or description of location)	Well Inspected, Cleaned, Labeled - No Further Corrective Action Required	Replaced Cap	Replaced Lock	Replaced Lid Seal	Check indicates deficiency										Not Securable by Design (greater than 12" diameter)	Well Not Inspected (explain in notes)	Deficiency Logged on Repair Order	Deficiency Remains Unconnected/Logged on Site Inspection Checklist	Partial Repair Completed/Outstanding Deficiency Logged on Repair Order	All Repairs Completed
					Casing	Annular Seal	Tabs / Bolts	Box Structure	Apron	Trip Hazard	Below Grade	Not Securable by Design (12" diameter or less)	Did not marked with words "MONITORING WELL"	Other Deficiency						
MW 8	<input checked="" type="checkbox"/>													<input checked="" type="checkbox"/>						
Notes: cleaned all wellhead components no tag																				
EMCO 12"																				
MW 9	<input checked="" type="checkbox"/>													<input checked="" type="checkbox"/>						
Notes: " " " " no tag																				
Notes:																				
Notes:																				
Notes:																				
Notes:																				

WELL GAUGING DATA

Project # 080527-BD2 Date 5/27/08 Client shell

Site 4255 MacArthur Blvd Oakland CA

Well ID	Time	Well Size (in.)	Sheen / Odor	Depth to Immiscible Liquid (ft.)	Thickness of Immiscible Liquid (ft.)	Volume of Immiscibles Removed (ml)	Depth to water (ft.)	Depth to well bottom (ft.)	Survey Point: TOB or TOC	Notes
MW-2	1330	4	X	12.41	.03	73	12.44	19		
MW-3	1310	4	X	20.48	.01	24ml	20.49	22		

SHELL WELL MONITORING DATA SHEET

BTS #: <u>080527-BD2</u>	Site: <u>98995758</u>
Sampler: <u>BD</u>	Date: <u>5/27/08</u>
Well I.D.: <u>MW-3</u>	Well Diameter: 2 3 <u>4</u> 6 8
Total Well Depth (TD): <u>22</u>	Depth to Water (DTW): <u>20.49</u>
Depth to Free Product: <u>20.48</u>	Thickness of Free Product (feet): <u>.01</u>
Referenced to: <u>PVC</u> Grade	D.O. Meter (if req'd): YSI HACH
DTW with 80% Recharge [(Height of Water Column x 0.20) + DTW]:	

Purge Method: Bailer Disposable Bailer Positive Air Displacement Electric/Submersible

Water Peristaltic Extraction Pump Other

Sampling Method: Bailer Disposable Bailer Extraction Port Dedicated Tubing Other:

$\frac{\text{(Gals.) X}}{\text{Specified Volumes}} = \text{Calculated Volume Gals.}$	<table border="1" style="width: 100%; border-collapse: collapse;"> <thead> <tr> <th>Well Diameter</th> <th>Multiplier</th> <th>Well Diameter</th> <th>Multiplier</th> </tr> </thead> <tbody> <tr> <td>1"</td> <td>0.04</td> <td>4"</td> <td>0.65</td> </tr> <tr> <td>2"</td> <td>0.16</td> <td>6"</td> <td>1.47</td> </tr> <tr> <td>3"</td> <td>0.37</td> <td>Other</td> <td>radius² * 0.163</td> </tr> </tbody> </table>	Well Diameter	Multiplier	Well Diameter	Multiplier	1"	0.04	4"	0.65	2"	0.16	6"	1.47	3"	0.37	Other	radius ² * 0.163
Well Diameter	Multiplier	Well Diameter	Multiplier														
1"	0.04	4"	0.65														
2"	0.16	6"	1.47														
3"	0.37	Other	radius ² * 0.163														

Time	Temp (°F)	pH	Cond. (mS or µS)	Turbidity (NTUs)	Gals. Removed	Observations
<u>1310</u>	<u>Removed</u>	<u>24 ml</u>	<u>5ph w/</u>	<u>400ml H₂O</u>		
		<u>*calculated</u>	<u>5ph</u>	<u>24 ml</u>		

Did well dewater? Yes No Gallons actually evacuated:

Sampling Date: Sampling Time: Depth to Water:

Sample I.D.: Laboratory: STL Other

Analyzed for: TPH-G BTEX MTBE TPH-D Other:

EB I.D. (if applicable): @ Time Duplicate I.D. (if applicable):

Analyzed for: TPH-G BTEX MTBE TPH-D Other:

D.O. (if req'd): Pre-purge: <input type="text"/>	mg/L	Post-purge: <input type="text"/>	mg/L
O.R.P. (if req'd): Pre-purge: <input type="text"/>	mV	Post-purge: <input type="text"/>	mV

SHELL WELL MONITORING DATA SHEET

BTS #: <u>080527-BD2</u>	Site: <u>98995758</u>
Sampler: <u>BD</u>	Date: <u>5/27/08</u>
Well I.D.: <u>MU-2</u>	Well Diameter: 2 3 <u>4</u> 6 8
Total Well Depth (TD): <u>19</u>	Depth to Water (DTW): <u>12.44</u>
Depth to Free Product: <u>12.41</u>	Thickness of Free Product (feet): <u>.03</u>
Referenced to: <u>PVC</u> Grade	D.O. Meter (if req'd): YSI HACH
DTW with 80% Recharge [(Height of Water Column x 0.20) + DTW]:	

Purge Method: Bailer Disposable Bailer Positive Air Displacement Electric Submersible Water/A Peristaltic Extraction Pump Other _____

Sampling Method: Bailer Disposable Bailer Extraction Port Dedicated Tubing Other: _____

_____ (Gals.) X _____ = _____ Gals. 1 Case Volume Specified Volumes Calculated Volume	<table border="1" style="width: 100%; border-collapse: collapse;"> <thead> <tr> <th>Well Diameter</th> <th>Multiplier</th> <th>Well Diameter</th> <th>Multiplier</th> </tr> </thead> <tbody> <tr> <td>1"</td> <td>0.04</td> <td>4"</td> <td>0.65</td> </tr> <tr> <td>2"</td> <td>0.16</td> <td>6"</td> <td>1.47</td> </tr> <tr> <td>3"</td> <td>0.37</td> <td>Other</td> <td>radius² * 0.163</td> </tr> </tbody> </table>	Well Diameter	Multiplier	Well Diameter	Multiplier	1"	0.04	4"	0.65	2"	0.16	6"	1.47	3"	0.37	Other	radius ² * 0.163
Well Diameter	Multiplier	Well Diameter	Multiplier														
1"	0.04	4"	0.65														
2"	0.16	6"	1.47														
3"	0.37	Other	radius ² * 0.163														

Time	Temp (°F)	pH	Cond. (mS or µS)	Turbidity (NTUs)	Gals. Removed	Observations
<u>1335</u>						<u>Removed ~ 73ml sph w/ 1500 mL H₂O</u>
						<u>*calculated sph 73ml</u>

Did well dewater? Yes No Gallons actually evacuated: _____

Sampling Date: _____ Sampling Time: _____ Depth to Water: _____

Sample I.D.: _____ Laboratory: STL Other _____

Analyzed for: TPH-G BTEX MTBE TPH-D Other: _____

EB I.D. (if applicable): _____ @ _____ Time Duplicate I.D. (if applicable): _____

Analyzed for: TPH-G BTEX MTBE TPH-D Other: _____

D.O. (if req'd): Pre-purge:	mg/L	Post-purge:	mg/L
O.R.P. (if req'd): Pre-purge:	mV	Post-purge:	mV

Blaine Tech Services, Inc. 1680 Rogers Ave., San Jose, CA 95112 (800) 545-7558

SHELL WELLHEAD INSPECTION FORM

(FOR SAMPLE TECHNICIAN)

Site Address 4255 MacArthur Blvd, Oakland, CA Date 07-03-08

Job Number 080703-mt1 Technician M. Todd Page 1 of 1

Well ID	Well Inspected - No Corrective Action Required	Well Box Meets Compliance Requirements *See Below	Water Bailed From Wellbox	Cap Replaced	Lock Replaced	Well Not Inspected (explain in notes)	New Deficiency Identified	Previously identified Deficiency Persists	Notes
MW-1	<input checked="" type="checkbox"/>	<input checked="" type="checkbox"/>						<input checked="" type="checkbox"/>	Broken Tag Broken Tag
MW-2									
MW-3	<input checked="" type="checkbox"/>	<input checked="" type="checkbox"/>						<input checked="" type="checkbox"/>	No Tag
MW-4	<input checked="" type="checkbox"/>	<input checked="" type="checkbox"/>							
MW-5	<input checked="" type="checkbox"/>	<input checked="" type="checkbox"/>							
MW-6	<input checked="" type="checkbox"/>	<input checked="" type="checkbox"/>							
MW-7	<input checked="" type="checkbox"/>	<input checked="" type="checkbox"/>			<input checked="" type="checkbox"/>				
MW-8	<input checked="" type="checkbox"/>	<input checked="" type="checkbox"/>						<input checked="" type="checkbox"/>	No Tag
MW-9	<input checked="" type="checkbox"/>	<input checked="" type="checkbox"/>						<input checked="" type="checkbox"/>	No Tag

*Well box must meet all three criteria to be compliant: 1) WELL IS SECURABLE BY DESIGN (12" or less) 2) WELL IS MARKED WITH THE WORDS "MONITORING WELL" (12" or less) 3) WELL TAG IS PRESENT, SECURE, AND CORRECT

Notes: _____

SHELL WELLHEAD INSPECTION FORM

(FOR SAMPLE TECHNICIAN)

Site Address 4255 MacArthur Blvd Oakland Date 5/27/08
 Job Number 080527-BDZ Technician B. Doshier Page 1 of 1

Well ID	Well Inspected - No Corrective Action Required	Well Box Meets Compliance Requirements *See Below	Water Bailed From Wellbox	Cap Replaced	Lock Replaced	Well Not Inspected (explain in notes)	New Deficiency Identified	Previously Identified Deficiency Persists	Notes
MW-2	X	X							
MW-3	X	X							

*Well box must meet all three criteria to be compliant: 1) WELL IS SECURABLE BY DESIGN (12" or less) 2) WELL IS MARKED WITH THE WORDS "MONITORING WELL" (12" or less) 3) WELL TAG IS PRESENT, SECURE, AND CORRECT

Notes: _____

APPENDIX B

76 SERVICE STATION #1156 -
GROUNDWATER MONITORING DATA AND ANALYTICAL RESULTS

Table 1
CURRENT FLUID LEVELS AND SELECTED ANALYTICAL RESULTS
July 3, 2008
76 Station 1156

Date Sampled	TOC Elevation	Depth to Water	LPH Thickness	Ground-water Elevation	Change in Elevation	TPH-G (8015M)	TPH-G (GC/MS)	Benzene	Toluene	Ethyl-benzene	Total Xylenes	MTBE (8021B)	MTBE (8260B)	Comments
	(feet)	(feet)	(feet)	(feet)	(feet)	(µg/l)	(µg/l)	(µg/l)	(µg/l)	(µg/l)	(µg/l)	(µg/l)	(µg/l)	
MW-1		(Screen Interval in feet: 5.0-25.0)												
07/03/08	177.54	6.00	0.00	171.54	-0.75	92000	--	7000	16000	3500	15000	--	110	
MW-2		(Screen Interval in feet: 5.0-25.0)												
07/03/08	173.50	4.70	0.00	168.80	-1.18	1100	--	14	1.1	2.0	1.2	--	1400	
MW-3		(Screen Interval in feet: 5.0-25.0)												
07/03/08	178.13	7.28	0.00	170.85	-1.59	2300	--	99	66	210	220	--	190	
MW-4		(Screen Interval in feet: 5.0-25.0)												
07/03/08	178.96	5.89	0.00	173.07	-1.69	140	--	4.5	1.3	ND<0.30	ND<0.60	--	100	
MW-5		(Screen Interval in feet: 5.0-25.0)												
07/03/08	169.18	2.27	0.00	166.91	-0.55	260	--	ND<0.30	ND<0.30	ND<0.30	ND<0.60	--	360	
MW-6		(Screen Interval in feet: 5.0-25.0)												
07/03/08	169.04	2.19	0.00	166.85	-0.59	ND<50	--	ND<0.30	ND<0.30	ND<0.30	ND<0.60	--	1.4	
MW-7		(Screen Interval in feet: 5.0-25.0)												
07/03/08	171.64	7.31	0.00	164.33	-0.51	1600	--	0.45	ND<0.30	ND<0.30	ND<0.60	--	2300	
MW-8		(Screen Interval in feet: 15.0-25.0)												
07/03/08	167.97	0.91	0.00	167.06	-0.36	ND<50	--	ND<0.30	ND<0.30	ND<0.30	ND<0.60	--	ND<0.50	

Table 1 a
ADDITIONAL CURRENT ANALYTICAL RESULTS
76 Station 1156

Date Sampled	TPH-D (µg/l)	TBA (µg/l)	Ethanol (8260B) (µg/l)	Ethylene- dibromide (EDB) (µg/l)	1,2-DCA (EDC) (µg/l)	DIPE (µg/l)	ETBE (µg/l)	TAME (µg/l)	Bromo- dichloro- methane (µg/l)	Bromo- form (µg/l)	Bromo- methane (µg/l)	Carbon Tetra- chloride (µg/l)	Chloro- benzene (µg/l)	Chloro- ethane (µg/l)	Chloroform (µg/l)
MW-1 07/03/08	9300	ND<250	ND<6200	ND<12	ND<12	ND<12	ND<12	ND<12	ND<12	ND<12	ND<25	ND<12	ND<12	ND<12	ND<12
MW-2 07/03/08	--	8300	ND<250	ND<0.50	ND<0.50	ND<0.50	ND<0.50	ND<0.50	--	--	--	--	--	--	--
MW-3 07/03/08	--	ND<10	ND<250	ND<0.50	ND<0.50	ND<0.50	ND<0.50	ND<0.50	--	--	--	--	--	--	--
MW-4 07/03/08	--	27	ND<250	ND<0.50	1.4	ND<0.50	ND<0.50	ND<0.50	--	--	--	--	--	--	--
MW-5 07/03/08	--	ND<10	ND<250	ND<0.50	1.5	ND<0.50	ND<0.50	ND<0.50	--	--	--	--	--	--	--
MW-6 07/03/08	--	ND<10	ND<250	ND<0.50	ND<0.50	ND<0.50	ND<0.50	ND<0.50	--	--	--	--	--	--	--
MW-7 07/03/08	--	940	ND<250	ND<0.50	2.2	ND<0.50	ND<0.50	1.2	--	--	--	--	--	--	--
MW-8 07/03/08	--	ND<10	ND<250	ND<0.50	ND<0.50	ND<0.50	ND<0.50	ND<0.50	--	--	--	--	--	--	--

Table 1 b
ADDITIONAL CURRENT ANALYTICAL RESULTS
76 Station 1156

Date Sampled	Chloro- methane (µg/l)	Dibromo- chloro- methane (µg/l)	1,2- Dichloro- benzene (µg/l)	1,3- Dichloro- benzene (µg/l)	1,4- Dichloro- benzene (µg/l)	Dichloro- difluoro- methane (µg/l)	1,1-DCA (µg/l)	1,1-DCE (µg/l)	cis- 1,2- DCE (µg/l)	trans- 1,2- DCE (µg/l)	1,2- Dichloro- propane (µg/l)	cis-1,3- Dichloro- propene (µg/l)	trans-1,3- Dichloro- propene (µg/l)	Methylene chloride (µg/l)	1,1,2,2- Tetrachloro- ethane (µg/l)
MW-1 07/03/08	ND<12	ND<12	ND<12	ND<12	ND<12	ND<12	ND<12	ND<12	ND<12	ND<12	ND<12	ND<12	ND<12	ND<25	ND<12

Table 1 c
ADDITIONAL CURRENT ANALYTICAL RESULTS
76 Station 1156

Date Sampled	Tetrachloro-ethene (PCE)	Trichloro-trifluoro-ethane	1,1,1-Trichloro-ethane	1,1,2-Trichloro-ethane	Trichloro-ethene (TCE)	Trichloro-fluoro-methane	Vinyl chloride	Acena-phthene	Acena-phthylene (svoc)	Anthra-cene	Benzo[a]-anthracene	Benzo[a]-pyrene	Benzo[b]-fluor-anthene	Benzo-[g,h,I]-perylene	Benzo[k]-fluor-anthene
	(µg/l)	(µg/l)	(µg/l)	(µg/l)	(µg/l)	(µg/l)	(µg/l)	(µg/l)	(µg/l)	(µg/l)	(µg/l)	(µg/l)	(µg/l)	(µg/l)	(µg/l)
MW-1															
07/03/08	ND<12	ND<12	ND<12	ND<12	ND<12	ND<12	ND<12	ND<20	ND<20	ND<20	ND<20	ND<20	ND<20	ND<20	ND<20

Table 1 d
ADDITIONAL CURRENT ANALYTICAL RESULTS
76 Station 1156

Date Sampled	Benzoic Acid (µg/l)	Benzyl Alcohol (µg/l)	Bis(2-chloroethoxy) methane (µg/l)	Bis(2-chloroethyl) ether (µg/l)	Bis(2-chloro-isopropyl) ether (µg/l)	Bis(2-ethylhexyl) phthalate (µg/l)	4-Bromophenyl ether (µg/l)	Butylbenzyl phthalate (µg/l)	4-Chloro-3 methylphenol (µg/l)	4-Chloroaniline (µg/l)	2-Chloronaphthalene (µg/l)	2-Chlorophenol (µg/l)	4-Chlorophenyl ether (µg/l)	Chrysene (µg/l)	Dibenzo[a,h]-anthracene (µg/l)
MW-1 07/03/08	ND<100	ND<20	ND<20	ND<20	ND<20	ND<40	ND<20	ND<20	ND<50	ND<20	ND<20	ND<20	ND<20	ND<20	ND<30

Table 1 e
ADDITIONAL CURRENT ANALYTICAL RESULTS
76 Station 1156

Date Sampled	Dibenzo-furan (µg/l)	1,2-Dichlorobenzene (evnc) (µg/l)	1,3-Dichlorobenzene (evnc) (µg/l)	1,4-Dichlorobenzene (evnc) (µg/l)	3,3-Dichlorobenzidine (µg/l)	2,4-Dichlorophenol (µg/l)	Diethyl phthalate (µg/l)	2,4-Dimethylphenol (µg/l)	Dimethyl phthalate (µg/l)	Di-n-butyl phthalate (µg/l)	2,4-Dinitrophenol (µg/l)	2,4-Dinitrotoluene (µg/l)	2,6-Dinitrotoluene (µg/l)	Di-n-octyl phthalate (µg/l)	Fluoranthene (µg/l)
MW-1 07/03/08	ND<20	ND<20	ND<20	ND<20	ND<100	ND<20	ND<20	ND<20	ND<20	ND<20	ND<100	ND<20	ND<20	ND<20	ND<20

Table 1 f
ADDITIONAL CURRENT ANALYTICAL RESULTS
76 Station 1156

Date Sampled	Fluorene (µg/l)	Hexa-chloro-benzene (µg/l)	HCBD (svoc) (µg/l)	Hexachloro-cyclopenta-diene (µg/l)	Hexachloro-ethane (µg/l)	Indeno-[1,2,3-c,d]pyrene (µg/l)	Isophorone (µg/l)	2-Methyl-4,6-dinitro-phenol (µg/l)	2-Methyl-naphtha-lene (µg/l)	2-Methyl-phenol (µg/l)	Naphtha-lene (svoc) (µg/l)	2-Nitro-aniline (µg/l)	3-Nitro-aniline (µg/l)	4-Nitro-aniline (µg/l)	Nitro-benzene (µg/l)
MW-1 07/03/08	ND<20	ND<20	ND<20	ND<20	ND<20	ND<20	ND<20	ND<100	270	ND<20	750	ND<20	ND<20	ND<50	ND<20

Table 1 g
ADDITIONAL CURRENT ANALYTICAL RESULTS
76 Station 1156

Date Sampled	2-Nitrophenol (µg/l)	4-Nitrophenol (µg/l)	N-nitrosodipropylamine (µg/l)	N-Nitrosodiphenylamine (µg/l)	Pentachlorophenol (µg/l)	Phenanthrene (µg/l)	Phenol (µg/l)	Pyrene (µg/l)	1,2,4-Trichlorobenzene (svoc) (µg/l)	2,4,6-Trichlorophenol (µg/l)	2,4,5-Trichlorophenol (µg/l)
MW-1 07/03/08	ND<20	ND<20	ND<20	ND<20	ND<100	ND<20	ND<20	ND<20	ND<20	ND<50	ND<50

Table 2
HISTORIC FLUID LEVELS AND SELECTED ANALYTICAL RESULTS
July 1999 Through July 2008
76 Station 1156

Date Sampled	TOC Elevation (feet)	Depth to Water (feet)	LPH Thickness (feet)	Ground-water Elevation (feet)	Change in Elevation (feet)	TPH-G (8015M) (µg/l)	TPH-G (GC/MS) (µg/l)	Benzene (µg/l)	Toluene (µg/l)	Ethyl-benzene (µg/l)	Total Xylenes (µg/l)	MTBE (8021B) (µg/l)	MTBE (8260B) (µg/l)	Comments
MW-1 (Screen Interval in feet: 5.0-25.0)														
07/20/99	174.86	7.50	0.00	167.36	--	120000	--	11000	27000	3300	18000	ND	--	
09/28/99	174.86	8.75	0.00	166.11	-1.25	6020	--	1030	1040	68.5	412	321	333	
01/07/00	174.86	9.05	0.02	165.82	-0.29	72700	--	7410	13900	2070	9620	ND	--	GWE corrected
03/31/00	174.86	7.18	0.00	167.68	1.86	92000	--	10000	23000	3200	14000	ND	--	
07/14/00	174.86	7.68	0.00	167.18	-0.50	108000	--	8250	18700	3750	17800	ND	--	
10/03/00	174.86	7.99	0.00	166.87	-0.31	96000	--	8760	20000	3350	15600	ND	--	
01/03/01	174.86	9.18	0.00	165.68	-1.19	37000	--	5800	13000	1700	8100	2200	--	
04/04/01	174.86	8.05	0.00	166.81	1.13	86900	--	7780	18500	2470	11800	ND	481	
07/17/01	174.86	7.01	0.00	167.85	1.04	79000	--	5600	11000	2800	12000	ND	230	
10/03/01	177.54	7.89	0.00	169.65	1.80	99000	--	8200	18000	3000	16000	ND<2500	--	
10/05/01	177.54	7.91	0.00	169.63	-0.02	--	--	--	--	--	--	--	--	
01/28/02	177.54	5.98	0.00	171.56	1.93	110000	--	8900	19000	2600	12000	3000	440	
04/25/02	177.54	6.19	0.00	171.35	-0.21	93000	--	8100	18000	3000	15000	810	670	
07/18/02	177.54	6.99	0.00	170.55	-0.80	69000	--	5400	10000	2100	10000	ND<500	620	
10/07/02	177.54	7.73	0.00	169.81	-0.74	82000	--	9200	20000	2600	13000	1300	760	
01/06/03	177.54	5.48	0.00	172.06	2.25	82000	--	6500	18000	2700	11000	ND<1000	790	
04/07/03	177.54	6.30	0.00	171.24	-0.82	74000	--	7000	15000	2400	11000	1000	800	
07/07/03	177.54	6.47	0.00	171.07	-0.17	60000	--	6400	11000	2600	11000	600	530	
10/09/03	177.54	7.85	0.00	169.69	-1.38	91000	81000	8100	17000	3200	14000	--	660	Sampled for TPH-G by 8015M on 11/14/03.
01/14/04	177.54	6.69	0.00	170.85	1.16	98000	--	8000	21000	2600	15000	ND<1300	ND<800	
04/28/04	177.54	6.43	0.00	171.11	0.26	93000	--	9000	20000	1300	10000	1400	560	
07/12/04	177.54	7.44	0.00	170.10	-1.01	57000	--	6900	7200	1600	580	490	440	
10/25/04	177.54	7.54	0.00	170.00	-0.10	66000	--	7300	19000	2700	14000	ND<1300	330	

Table 2
HISTORIC FLUID LEVELS AND SELECTED ANALYTICAL RESULTS
July 1999 Through July 2008
76 Station 1156

Date Sampled	TOC Elevation	Depth to Water	LPH Thickness	Ground-water Elevation	Change in Elevation	TPH-G (8015M)	TPH-G (GC/MS)	Benzene	Toluene	Ethyl-benzene	Total Xylenes	MTBE (8021B)	MTBE (8260B)	Comments
(feet)	(feet)	(feet)	(feet)	(feet)	(feet)	(µg/l)	(µg/l)	(µg/l)	(µg/l)	(µg/l)	(µg/l)	(µg/l)	(µg/l)	
MW-1 continued														
01/17/05	177.54	5.79	0.00	171.75	1.75	86000	--	8600	21000	3200	15000	ND<1300	570	
04/06/05	177.54	4.93	0.00	172.61	0.86	85000	--	8400	20000	3200	16000	ND<1300	580	
07/08/05	177.54	5.35	0.00	172.19	-0.42	69000	--	7100	17000	2700	14000	ND<1300	290	
10/07/05	177.54	5.96	0.00	171.58	-0.61	68000	--	5900	8300	1800	8300	330	250	
01/27/06	177.54	5.08	0.00	172.46	0.88	94000	--	7400	19000	3700	14000	450	360	
04/28/06	177.54	4.85	0.00	172.69	0.23	74000	--	6400	13000	2300	10000	460	280	
07/28/06	177.54	5.32	0.00	172.22	-0.47	74000	--	6600	12000	3100	13000	330	220	
10/27/06	177.54	6.13	0.00	171.41	-0.81	100000	--	8300	20000	3600	16000	280	250	
01/10/07	177.54	5.47	0.00	172.07	0.66	84000	--	7100	15000	2600	13000	350	260	
04/13/07	177.54	5.60	0.00	171.94	-0.13	27000	--	5600	840	2300	3200	270	220	
07/19/07	177.54	5.69	0.00	171.85	-0.09	83000	--	6000	15000	2600	13000	1000	200	
10/08/07	177.54	--	--	--	--	--	--	--	--	--	--	--	--	Gate locked; no key available
01/09/08	177.54	5.15	0.00	172.39	--	40000	--	6000	4800	2600	5100	840	170	Gauged on 1/18/08
04/04/08	177.54	5.25	0.00	172.29	-0.10	71000	--	6800	12000	3300	13000	--	160	
07/03/08	177.54	6.00	0.00	171.54	-0.75	92000	--	7000	16000	3500	15000	--	110	
MW-2 (Screen Interval in feet: 5.0-25.0)														
07/20/99	173.01	5.40	--	167.61	--	ND	--	ND	ND	ND	ND	4500	11000	
09/28/99	173.01	5.60	0.00	167.41	-0.20	1390	--	124	ND	62.9	43.1	5280	6150	
01/07/00	173.01	5.92	0.00	167.09	-0.32	1450	--	99	ND	23.8	16	33100	--	
03/31/00	173.01	5.23	0.00	167.78	0.69	ND	--	42	ND	ND	ND	17000	--	
07/14/00	173.01	5.52	0.00	167.49	-0.29	ND	--	44.7	ND	ND	ND	66500	--	
10/03/00	173.01	6.04	0.00	166.97	-0.52	ND	--	56.7	ND	ND	ND	57500	--	
01/03/01	173.01	6.42	0.00	166.59	-0.38	ND	--	ND	ND	ND	ND	49000	--	
04/04/01	173.01	6.14	0.00	166.87	0.28	ND	--	ND	ND	ND	ND	38700	37800	

Table 2
HISTORIC FLUID LEVELS AND SELECTED ANALYTICAL RESULTS
July 1999 Through July 2008
76 Station 1156

Date Sampled	TOC Elevation (feet)	Depth to Water (feet)	LPH Thickness (feet)	Ground-water Elevation (feet)	Change in Elevation (feet)	TPH-G (8015M) (µg/l)	TPH-G (GC/MS) (µg/l)	Benzene (µg/l)	Toluene (µg/l)	Ethyl-benzene (µg/l)	Total Xylenes (µg/l)	MTBE (8021B) (µg/l)	MTBE (8260B) (µg/l)	Comments
MW-2 continued														
07/17/01	173.01	5.30	0.00	167.71	0.84	ND	--	ND	ND	ND	ND	65000	56000	
10/03/01	173.50	7.38	0.00	166.12	-1.59	ND<250	--	2.7	ND<2.5	ND<2.5	ND<2.5	14000	18000	
01/28/02	173.50	5.68	0.00	167.82	1.70	ND<250	--	2.5	4.4	2.8	7.4	11000	10000	
04/25/02	173.50	5.82	0.00	167.68	-0.14	ND<50	--	ND<0.50	ND<0.50	ND<0.50	ND<0.50	8400	8100	
07/18/02	173.50	6.90	0.00	166.60	-1.08	ND<500	--	ND<5.0	ND<5.0	ND<5.0	ND<5.0	4300	8800	
10/07/02	173.50	7.54	0.00	165.96	-0.64	4300	--	ND<10	27	21	75	7100	5900	
01/06/03	173.50	6.79	0.00	166.71	0.75	5900	--	ND<5.0	ND<5.0	ND<5.0	ND<5.0	31000	35000	
04/07/03	173.50	6.49	0.00	167.01	0.30	1500	--	ND<10	14	11	38	2000	1500	
07/07/03	173.50	6.72	0.00	166.78	-0.23	ND<2500	--	ND<25	ND<25	ND<25	ND<25	5500	8300	
10/09/03	173.50	7.16	0.00	166.34	-0.44	3500	ND<5000	ND<50	ND<50	ND<50	ND<100	--	8500	Sampled for TPH-G by 8015M on 11/14/03.
01/14/04	173.50	5.53	0.00	167.97	1.63	3200	--	ND<25	ND<25	ND<25	ND<25	2600	3200	
04/28/04	173.50	5.21	0.00	168.29	0.32	22000	--	ND<3	9.2	ND<3	ND<6	35000	22000	
07/12/04	173.50	5.83	0.00	167.67	-0.62	1700	--	3.8	18	2.6	16	3000	3000	
10/25/04	173.50	6.89	0.00	166.61	-1.06	3400	--	ND<25	ND<25	ND<25	ND<25	1800	1600	
01/17/05	173.50	5.70	0.00	167.80	1.19	1700	--	ND<10	ND<10	ND<10	ND<10	1600	1500	
04/06/05	173.50	4.50	0.00	169.00	1.20	3000	--	ND<20	ND<20	ND<20	ND<20	2500	3200	
07/08/05	173.50	4.69	0.00	168.81	-0.19	ND<2000	--	ND<20	ND<20	ND<20	ND<20	2900	3100	
10/07/05	173.50	4.61	0.00	168.89	0.08	7500	--	6.7	6.6	ND<3.0	ND<6.0	5900	5200	
01/27/06	173.50	4.10	0.00	169.40	0.51	2500	--	1.0	2.6	ND<0.30	ND<0.60	2600	2800	
04/28/06	173.50	3.75	0.00	169.75	0.35	3100	--	9.4	3.6	0.94	3.4	3700	3600	
07/28/06	173.50	4.34	0.00	169.16	-0.59	3000	--	2.0	ND<1.5	ND<1.5	ND<3.0	3000	2900	
10/27/06	173.50	5.62	0.00	167.88	-1.28	1800	--	1.5	ND<1.5	ND<1.5	ND<3.0	1600	1300	
01/10/07	173.50	4.02	0.00	169.48	1.60	2100	--	1.1	ND<0.60	ND<0.60	ND<1.2	2300	2000	

Table 2
HISTORIC FLUID LEVELS AND SELECTED ANALYTICAL RESULTS
July 1999 Through July 2008
76 Station 1156

Date Sampled	TOC Elevation (feet)	Depth to Water (feet)	LPH Thickness (feet)	Ground-water Elevation (feet)	Change in Elevation (feet)	TPH-G (8015M) (µg/l)	TPH-G (GC/MS) (µg/l)	Benzene (µg/l)	Toluene (µg/l)	Ethyl-benzene (µg/l)	Total Xylenes (µg/l)	MTBE (8021B) (µg/l)	MTBE (8260B) (µg/l)	Comments
MW-2 continued														
04/13/07	173.50	4.03	0.00	169.47	-0.01	3300	--	12	1.6	0.46	1.1	3600	3200	
07/19/07	173.50	4.41	0.00	169.09	-0.38	2500	--	21	0.64	5.1	1.5	2000	2000	
10/08/07	173.50	4.93	0.00	168.57	-0.52	3400	--	38	1.6	13	2.1	5000	4000	
01/09/08	173.50	3.03	0.00	170.47	1.90	1700	--	6.2	2.5	0.61	0.91	2100	2200	Gauged on 1/18/08
04/04/08	173.50	3.52	0.00	169.98	-0.49	1400	--	15	2.1	0.76	ND<0.60	--	2100	
07/03/08	173.50	4.70	0.00	168.80	-1.18	1100	--	14	1.1	2.0	1.2	--	1400	
MW-3 (Screen Interval in feet: 5.0-25.0)														
07/20/99	178.44	8.50	--	169.94	--	1000	--	76	52	79	76	330	--	
09/28/99	178.44	8.31	0.00	170.13	0.19	1860	--	174	95.4	71.8	135	443	288	
01/07/00	178.44	8.56	0.00	169.88	-0.25	28400	--	2450	3090	1560	3910	1940	--	
03/31/00	178.44	8.42	0.00	170.02	0.14	26000	--	1300	2900	2600	3500	2800	--	
07/14/00	178.44	8.61	0.00	169.83	-0.19	24500	--	1850	2630	2750	3900	548	--	
10/03/00	178.44	9.14	0.00	169.30	-0.53	22000	--	1910	2020	2400	2680	965	--	
01/03/01	178.44	9.06	0.00	169.38	0.08	14000	--	1600	1100	2300	1400	3300	--	
04/04/01	178.44	8.98	0.00	169.46	0.08	19600	--	1150	1470	2100	1820	1050	450	
07/17/01	178.44	7.46	0.00	170.98	1.52	26000	--	1500	2100	2100	3400	ND	350	
10/03/01	178.13	9.81	0.00	168.32	-2.66	22000	--	830	1900	1700	3000	ND<1000	--	
01/28/02	178.13	7.39	0.00	170.74	2.42	30000	--	880	2600	1800	4300	3200	210	
04/25/02	178.13	7.86	0.00	170.27	-0.47	18000	--	500	2000	1300	3800	500	260	
07/18/02	178.13	8.83	0.00	169.30	-0.97	37000	--	1800	3800	2200	8000	ND<250	270	
10/07/02	178.13	9.71	0.00	168.42	-0.88	26000	--	600	2000	1800	6400	ND<120	ND<200	
01/06/03	178.13	7.40	0.00	170.73	2.31	27000	--	800	2100	2000	6400	440	110	
04/07/03	178.13	8.17	0.00	169.96	-0.77	28000	--	660	2200	1900	6300	440	100	
07/07/03	178.13	8.35	0.00	169.78	-0.18	33000	--	1200	2500	2700	8300	280	100	

Table 2
HISTORIC FLUID LEVELS AND SELECTED ANALYTICAL RESULTS
July 1999 Through July 2008
76 Station 1156

Date Sampled	TOC Elevation	Depth to Water	LPH Thickness	Ground-water Elevation	Change in Elevation	TPH-G (8015M)	TPH-G (GC/MS)	Benzene	Toluene	Ethyl-benzene	Total Xylenes	MTBE (8021B)	MTBE (8260B)	Comments
(feet)	(feet)	(feet)	(feet)	(feet)	(feet)	(µg/l)	(µg/l)	(µg/l)	(µg/l)	(µg/l)	(µg/l)	(µg/l)	(µg/l)	
MW-3 continued														
10/09/03	178.13	9.39	0.00	168.74	-1.04	3800	6000	120	260	390	1200	--	190	Sampled for TPH-G by 8015M on 11/14/03.
01/14/04	178.13	6.86	0.00	171.27	2.53	5100	--	120	240	310	720	190	230	
04/28/04	178.13	6.63	0.00	171.50	0.23	7300	--	250	440	580	1300	740	240	
07/12/04	178.13	7.41	0.00	170.72	-0.78	5500	--	350	310	120	350	180	100	
10/25/04	178.13	8.81	0.00	169.32	-1.40	3300	--	96	140	270	490	94	260	
01/17/05	178.13	6.37	0.00	171.76	2.44	3400	--	150	270	360	750	55	200	
04/06/05	178.13	4.69	0.00	173.44	1.68	14000	--	420	1300	1000	3100	ND<250	200	
07/08/05	178.13	5.23	0.00	172.90	-0.54	5000	--	180	290	500	800	ND<250	150	
10/07/05	178.13	6.35	0.00	171.78	-1.12	6800	--	270	120	ND<0.30	210	260	180	
01/27/06	178.13	5.24	0.00	172.89	1.11	3200	--	120	140	270	460	280	250	
04/28/06	178.13	5.01	0.00	173.12	0.23	4500	--	130	250	380	670	230	180	
07/28/06	178.13	6.21	0.00	171.92	-1.20	4700	--	160	240	510	730	250	150	
10/27/06	178.13	6.93	0.00	171.20	-0.72	3700	--	150	160	460	530	250	140	
01/10/07	178.13	5.93	0.00	172.20	1.00	4800	--	180	160	550	600	230	150	
04/13/07	178.13	6.10	0.00	172.03	-0.17	5100	--	180	240	550	710	230	160	
07/19/07	178.13	6.51	0.00	171.62	-0.41	2000	--	110	64	220	190	190	180	
10/08/07	178.13	7.05	0.00	171.08	-0.54	2100	--	72	65	180	290	180	120	
01/09/08	178.13	3.65	0.00	174.48	3.40	4200	--	200	160	510	580	290	120	Gauged on 1/18/08
04/04/08	178.13	5.69	0.00	172.44	-2.04	7500	--	270	390	810	1200	--	120	
07/03/08	178.13	7.28	0.00	170.85	-1.59	2300	--	99	66	210	220	--	190	
MW-4 (Screen Interval in feet: 5.0-25.0)														
07/20/99	179.10	7.40	--	171.70	--	69	--	2.7	0.77	ND	7.1	100	--	
09/28/99	179.10	7.19	0.00	171.91	0.21	4050	--	1250	72	51.3	133	416	459	

Table 2
HISTORIC FLUID LEVELS AND SELECTED ANALYTICAL RESULTS
July 1999 Through July 2008
76 Station 1156

Date Sampled	TOC Elevation (feet)	Depth to Water (feet)	LPH Thickness (feet)	Ground-water Elevation (feet)	Change in Elevation (feet)	TPH-G (8015M) (µg/l)	TPH-G (GC/MS) (µg/l)	Benzene (µg/l)	Toluene (µg/l)	Ethyl-benzene (µg/l)	Total Xylenes (µg/l)	MTBE (8021B) (µg/l)	MTBE (8260B) (µg/l)	Comments
MW-4 continued														
01/07/00	179.10	8.98	0.00	170.12	-1.79	7010	--	2260	167	271	276	764	--	
03/31/00	179.10	7.26	0.00	171.84	1.72	5500	--	1800	230	330	400	1000	--	
07/14/00	179.10	7.67	0.00	171.43	-0.41	7940	--	2810	332	450	247	1530	--	
10/03/00	179.10	8.12	0.00	170.98	-0.45	11400	--	3110	437	519	816	1040	--	
01/03/01	179.10	9.10	0.00	170.00	-0.98	8600	--	2500	340	480	960	850	--	
04/04/01	179.10	8.63	0.00	170.47	0.47	9950	--	2380	126	416	725	1140	819	
07/17/01	179.10	6.49	0.00	172.61	2.14	10000	--	2300	110	410	800	1200	900	
10/03/01	178.96	7.01	0.00	171.95	-0.66	7800	--	2100	85	380	390	580	820	
01/28/02	178.96	6.21	0.00	172.75	0.80	12000	--	2100	130	350	670	1100	500	
04/25/02	178.96	5.49	0.00	173.47	0.72	3300	--	1300	42	270	250	680	600	
07/18/02	178.96	8.28	0.00	170.68	-2.79	4800	--	1300	71	290	220	530	760	
10/07/02	178.96	7.49	0.00	171.47	0.79	5100	--	1400	110	330	380	650	540	
01/06/03	178.96	6.36	0.00	172.60	1.13	5600	--	1100	57	260	320	370	520	
04/07/03	178.96	6.24	0.00	172.72	0.12	5100	--	1100	55	190	370	550	420	
07/07/03	178.96	6.43	0.00	172.53	-0.19	3000	--	920	28	170	330	480	450	
10/09/03	178.96	7.97	0.00	170.99	-1.54	530	700	100	2.2	5.4	14	--	270	Sampled for TPH-G by 8015M on 11/14/03.
01/14/04	178.96	6.30	0.00	172.66	1.67	530	--	88	4.1	9.9	11	150	180	
04/28/04	178.96	5.68	0.00	173.28	0.62	1200	--	200	5.3	21	13	490	310	
07/12/04	178.96	6.48	0.00	172.48	-0.80	3600	--	1000	14	260	72	710	470	
10/25/04	178.96	6.85	0.00	172.11	-0.37	490	--	34	ND<2.5	ND<2.5	ND<2.5	200	170	
01/17/05	178.96	4.56	0.00	174.40	2.29	620	--	100	2.6	15	8.0	240	200	
04/06/05	178.96	2.90	0.00	176.06	1.66	630	--	81	9.6	16	41	ND<25	26	
07/08/05	178.96	3.74	0.00	175.22	-0.84	980	--	170	24	44	140	ND<25	64	

Table 2
HISTORIC FLUID LEVELS AND SELECTED ANALYTICAL RESULTS
July 1999 Through July 2008
76 Station 1156

Date Sampled	TOC Elevation	Depth to Water	LPH Thickness	Ground-water Elevation	Change in Elevation	TPH-G (8015M)	TPH-G (GC/MS)	Benzene	Toluene	Ethyl-benzene	Total Xylenes	MTBE (8021B)	MTBE (8260B)	Comments
(feet)	(feet)	(feet)	(feet)	(feet)	(feet)	(µg/l)	(µg/l)	(µg/l)	(µg/l)	(µg/l)	(µg/l)	(µg/l)	(µg/l)	
MW-4 continued														
10/07/05	178.96	4.24	0.00	174.72	-0.50	4900	--	1100	11	110	110	370	310	
01/27/06	178.96	3.65	0.00	175.31	0.59	2800	--	580	20	130	230	320	240	
04/28/06	178.96	3.94	0.00	175.02	-0.29	710	--	110	2.4	21	22	140	140	
07/28/06	178.96	4.63	0.00	174.33	-0.69	550	--	120	2.1	12	19	170	150	
10/27/06	178.96	5.19	0.00	173.77	-0.56	260	--	37	2.0	1.9	6.7	130	130	
01/10/07	178.96	4.82	0.00	174.14	0.37	270	--	29	0.72	1.8	2.7	160	150	
04/13/07	178.96	4.25	0.00	174.71	0.57	390	--	53	1.2	3.1	4.1	210	160	
07/19/07	178.96	5.35	0.00	173.61	-1.10	210	--	8.0	1.0	1.4	4.5	120	130	
10/08/07	178.96	5.48	0.00	173.48	-0.13	290	--	17	2.3	3.8	14	160	150	
01/09/08	178.96	3.40	0.00	175.56	2.08	770	--	190	5.9	21	40	210	220	Gauged on 1/18/08
04/04/08	178.96	4.20	0.00	174.76	-0.80	180	--	11	2.0	0.67	2.9	--	110	
07/03/08	178.96	5.89	0.00	173.07	-1.69	140	--	4.5	1.3	ND<0.30	ND<0.60	--	100	
MW-5 (Screen Interval in feet: 5.0-25.0)														
10/03/01	169.18	2.81	0.00	166.37	--	ND<50	--	ND<0.50	ND<0.50	ND<0.50	ND<0.50	1800	2100	
01/28/02	169.18	1.88	0.00	167.30	0.93	ND<50	--	ND<0.50	ND<0.50	ND<0.50	ND<0.50	650	550	
04/25/02	169.18	1.99	0.00	167.19	-0.11	ND<50	--	ND<0.50	ND<0.50	ND<0.50	ND<0.50	2200	2400	
07/18/02	169.18	2.49	0.00	166.69	-0.50	ND<50	--	ND<0.50	ND<0.50	ND<0.50	ND<0.50	530	690	
10/07/02	169.18	2.80	0.00	166.38	-0.31	140	--	ND<0.50	ND<0.50	ND<0.50	ND<0.50	300	330	
01/06/03	169.18	1.86	0.00	167.32	0.94	120	--	ND<0.50	ND<0.50	ND<0.50	ND<0.50	410	350	
04/07/03	169.18	2.15	0.00	167.03	-0.29	220	--	0.53	ND<0.50	ND<0.50	ND<0.50	450	420	
07/07/03	169.18	2.26	0.00	166.92	-0.11	120	--	ND<1.2	ND<1.2	ND<1.2	ND<1.2	220	200	
10/09/03	169.18	2.72	0.00	166.46	-0.46	560	210	ND<1.0	ND<1.0	ND<1.0	ND<2.0	--	290	Sampled for TPH-G by 8015M on 11/14/03.
01/14/04	169.18	2.00	0.00	167.18	0.72	560	--	ND<2.5	ND<2.5	ND<2.5	ND<2.5	670	760	

Table 2
HISTORIC FLUID LEVELS AND SELECTED ANALYTICAL RESULTS
July 1999 Through July 2008
76 Station 1156

Date Sampled	TOC Elevation (feet)	Depth to Water (feet)	LPH Thickness (feet)	Ground-water Elevation (feet)	Change in Elevation (feet)	TPH-G (8015M) (µg/l)	TPH-G (GC/MS) (µg/l)	Benzene (µg/l)	Toluene (µg/l)	Ethyl-benzene (µg/l)	Total Xylenes (µg/l)	MTBE (8021B) (µg/l)	MTBE (8260B) (µg/l)	Comments
MW-5 continued														
04/28/04	169.18	2.01	0.00	167.17	-0.01	760	--	ND<0.3	1.8	ND<0.3	ND<0.6	1200	790	
07/12/04	169.18	2.56	0.00	166.62	-0.55	96	--	1.8	3.3	0.54	3.6	2.8	ND<0.5	
10/25/04	169.18	2.43	0.00	166.75	0.13	1100	--	ND<5.0	ND<5.0	ND<5.0	ND<5.0	780	1100	
01/17/05	169.18	1.49	0.00	167.69	0.94	720	--	ND<5.0	ND<5.0	ND<5.0	ND<5.0	530	550	
04/06/05	169.18	0.95	0.00	168.23	0.54	830	--	ND<5.0	ND<5.0	ND<5.0	ND<5.0	600	760	
07/08/05	169.18	1.49	0.00	167.69	-0.54	ND<500	--	ND<5.0	ND<5.0	ND<5.0	ND<5.0	570	630	
10/07/05	169.18	1.92	0.00	167.26	-0.43	540	--	ND<0.30	ND<0.30	ND<0.30	ND<0.60	530	490	
01/27/06	169.18	2.03	0.00	167.15	-0.11	490	--	ND<0.30	ND<0.30	ND<0.30	ND<0.60	580	610	
04/28/06	169.18	1.02	0.00	168.16	1.01	430	--	ND<0.30	ND<0.30	ND<0.30	ND<0.60	590	520	
07/28/06	169.18	1.57	0.00	167.61	-0.55	480	--	0.34	ND<0.30	ND<0.30	ND<0.60	440	420	
10/27/06	169.18	2.20	0.00	166.98	-0.63	420	--	0.34	ND<0.30	ND<0.30	ND<0.60	460	390	
01/10/07	169.18	1.57	0.00	167.61	0.63	390	--	ND<0.30	ND<0.30	ND<0.30	ND<0.60	430	420	
04/13/07	169.18	1.89	0.00	167.29	-0.32	170	--	3.8	5.9	1.5	3.8	160	120	
07/19/07	169.18	1.92	0.00	167.26	-0.03	ND<50	--	ND<0.30	ND<0.30	ND<0.30	ND<0.60	19	23	
10/08/07	169.18	2.28	0.00	166.90	-0.36	200	--	ND<0.30	ND<0.30	ND<0.30	ND<0.60	310	280	
01/09/08	169.18	1.09	0.00	168.09	1.19	150	--	ND<0.30	ND<0.30	ND<0.30	ND<0.60	170	170	Gauged on 1/18/08
04/04/08	169.18	1.72	0.00	167.46	-0.63	210	--	ND<0.30	ND<0.30	ND<0.30	ND<0.60	--	260	
07/03/08	169.18	2.27	0.00	166.91	-0.55	260	--	ND<0.30	ND<0.30	ND<0.30	ND<0.60	--	360	
MW-6 (Screen Interval in feet: 5.0-25.0)														
10/03/01	169.04	2.87	0.00	166.17	--	ND<50	--	ND<0.50	ND<0.50	ND<0.50	ND<0.50	200	270	
01/28/02	169.04	1.82	0.00	167.22	1.05	ND<50	--	ND<0.50	ND<0.50	ND<0.50	ND<0.50	ND<2.5	--	
04/25/02	169.04	2.01	0.00	167.03	-0.19	ND<50	--	ND<0.50	ND<0.50	ND<0.50	ND<0.50	ND<2.5	--	
07/18/02	169.04	2.44	0.00	166.60	-0.43	ND<50	--	ND<0.50	ND<0.50	ND<0.50	ND<0.50	ND<2.5	ND<2.0	
10/07/02	169.04	2.72	0.00	166.32	-0.28	ND<50	--	ND<0.50	ND<0.50	ND<0.50	ND<0.50	ND<2.5	ND<2.0	

Table 2
HISTORIC FLUID LEVELS AND SELECTED ANALYTICAL RESULTS
July 1999 Through July 2008
76 Station 1156

Date Sampled	TOC Elevation	Depth to Water	LPH Thickness	Ground-water Elevation	Change in Elevation	TPH-G (8015M)	TPH-G (GC/MS)	Benzene	Toluene	Ethyl-benzene	Total Xylenes	MTBE (8021B)	MTBE (8260B)	Comments
(feet)	(feet)	(feet)	(feet)	(feet)	(feet)	(µg/l)	(µg/l)	(µg/l)	(µg/l)	(µg/l)	(µg/l)	(µg/l)	(µg/l)	
MW-6 continued														
01/06/03	169.04	1.90	0.00	167.14	0.82	ND<50	--	0.62	1.2	1.2	3.5	ND<2.0	ND<2.0	
04/07/03	169.04	2.02	0.00	167.02	-0.12	ND<50	--	ND<0.50	ND<0.50	ND<0.50	ND<0.50	46	46	
07/07/03	169.04	2.21	0.00	166.83	-0.19	ND<50	--	ND<0.50	ND<0.50	ND<0.50	ND<0.50	ND<2.0	ND<2.0	
10/09/03	169.04	2.71	0.00	166.33	-0.50	ND<50	ND<50	0.95	3.0	1.4	5.5	--	ND<2.0	Sampled for TPH-G by 8015M on 11/14/03.
01/14/04	169.04	2.00	0.00	167.04	0.71	ND<50	--	ND<0.50	0.57	ND<0.50	0.64	ND<5.0	ND<2.0	
04/28/04	169.04	2.18	0.00	166.86	-0.18	ND<50	--	0.39	0.78	ND<0.3	ND<0.6	ND<1	ND<0.5	
07/12/04	169.04	2.69	0.00	166.35	-0.51	ND<50	--	ND<0.3	ND<0.3	ND<0.3	ND<0.6	6.4	ND<0.5	
10/25/04	169.04	2.46	0.00	166.58	0.23	ND<50	--	ND<0.50	ND<0.50	ND<0.50	ND<0.50	ND<5.0	0.57	
01/17/05	169.04	1.54	0.00	167.50	0.92	ND<50	--	ND<0.50	ND<0.50	ND<0.50	ND<0.50	ND<5.0	ND<0.50	
04/06/05	169.04	1.15	0.00	167.89	0.39	ND<50	--	ND<0.50	ND<0.50	ND<0.50	ND<0.50	ND<5.0	ND<0.50	
07/08/05	169.04	1.05	0.00	167.99	0.10	ND<50	--	ND<0.50	ND<0.50	ND<0.50	ND<0.50	ND<5.0	ND<0.50	
10/07/05	169.04	1.90	0.00	167.14	-0.85	ND<50	--	ND<0.30	ND<0.30	ND<0.30	ND<0.60	ND<1.0	ND<0.50	
01/27/06	169.04	1.32	0.00	167.72	0.58	ND<50	--	ND<0.30	ND<0.30	ND<0.30	ND<0.60	ND<1.0	ND<0.50	
04/28/06	169.04	0.00	0.00	169.04	1.32	ND<50	--	ND<0.30	ND<0.30	ND<0.30	ND<0.60	ND<1.0	ND<0.50	
07/28/06	169.04	1.68	0.00	167.36	-1.68	ND<50	--	ND<0.30	ND<0.30	ND<0.30	ND<0.60	ND<1.0	ND<0.50	
10/27/06	169.04	1.98	0.00	167.06	-0.30	ND<50	--	ND<0.30	ND<0.30	ND<0.30	ND<0.60	ND<1.0	ND<0.50	
01/10/07	169.04	1.60	0.00	167.44	0.38	ND<50	--	ND<0.30	ND<0.30	ND<0.30	ND<0.60	ND<1.0	ND<0.50	
04/13/07	169.04	2.01	0.00	167.03	-0.41	ND<50	--	ND<0.30	ND<0.30	ND<0.30	ND<0.60	ND<1.0	ND<0.50	
07/19/07	169.04	1.96	0.00	167.08	0.05	ND<50	--	ND<0.30	ND<0.30	ND<0.30	ND<0.60	ND<1.0	ND<0.50	
10/08/07	169.04	2.35	0.00	166.69	-0.39	ND<50	--	ND<0.30	ND<0.30	ND<0.30	ND<0.60	ND<1.0	0.80	
01/09/08	169.04	1.10	0.00	167.94	1.25	ND<50	--	ND<0.30	ND<0.30	ND<0.30	ND<0.60	ND<1.0	ND<0.50	Gauged on 1/18/08
04/04/08	169.04	1.60	0.00	167.44	-0.50	ND<50	--	ND<0.30	0.40	ND<0.30	0.71	--	ND<0.50	
07/03/08	169.04	2.19	0.00	166.85	-0.59	ND<50	--	ND<0.30	ND<0.30	ND<0.30	ND<0.60	--	1.4	

Table 2
HISTORIC FLUID LEVELS AND SELECTED ANALYTICAL RESULTS
July 1999 Through July 2008
76 Station 1156

Date Sampled	TOC Elevation	Depth to Water	LPH Thickness	Ground-water Elevation	Change in Elevation	TPH-G (8015M)	TPH-G (GC/MS)	Benzene	Toluene	Ethyl-benzene	Total Xylenes	MTBE (8021B)	MTBE (8260B)	Comments
(feet)	(feet)	(feet)	(feet)	(feet)	(feet)	(µg/l)	(µg/l)	(µg/l)	(µg/l)	(µg/l)	(µg/l)	(µg/l)	(µg/l)	
MW-7 (Screen Interval in feet: 5.0-25.0)														
10/03/01	171.64	7.62	0.00	164.02	--	10000	--	210	ND<50	ND<50	800	35000	40000	
01/28/02	171.64	7.21	0.00	164.43	0.41	ND<1000	--	ND<10	ND<10	ND<10	ND<10	42000	38000	
04/25/02	171.64	7.25	0.00	164.39	-0.04	ND<5000	--	660	ND<50	ND<50	ND<50	42000	45000	
07/18/02	171.64	8.12	0.00	163.52	-0.87	ND<5000	--	130	ND<50	ND<50	ND<50	51000	53000	
10/07/02	171.64	7.71	0.00	163.93	0.41	18000	--	ND<50	ND<50	ND<50	ND<50	33000	38000	
01/06/03	171.64	7.63	0.00	164.01	0.08	410	--	0.61	1.0	0.89	2.9	3900	3100	
04/07/03	171.64	7.58	0.00	164.06	0.05	13000	--	ND<20	ND<20	ND<20	ND<20	32000	28000	
07/07/03	171.64	7.56	0.00	164.08	0.02	990	--	8.2	ND<0.50	1.2	ND<0.50	36000	45000	
10/09/03	171.64	7.72	0.00	163.92	-0.16	6800	ND<13000	ND<130	ND<130	ND<130	ND<250	--	20000	Sampled for TPH-G by 8015M on 11/14/03.
01/14/04	171.64	6.97	0.00	164.67	0.75	19000	--	ND<100	ND<100	ND<100	ND<100	20000	25000	
04/28/04	171.64	8.70	0.00	162.94	-1.73	19000	--	ND<3	ND<3	ND<3	ND<6	30000	21000	
07/12/04	171.64	9.44	0.00	162.20	-0.74	12000	--	28	14	330	200	12000	11000	
10/25/04	171.64	7.23	0.00	164.41	2.21	28000	--	ND<250	ND<250	ND<250	ND<250	13000	14000	
01/17/05	171.64	6.30	0.00	165.34	0.93	15000	--	ND<100	ND<100	ND<100	ND<100	17000	16000	
04/06/05	171.64	5.96	0.00	165.68	0.34	13000	--	ND<100	ND<100	ND<100	ND<100	14000	17000	
07/08/05	171.64	6.45	0.00	165.19	-0.49	ND<10000	--	ND<100	ND<100	ND<100	ND<100	8600	11000	
10/07/05	171.64	6.78	0.00	164.86	-0.33	13000	--	ND<3.0	ND<3.0	ND<3.0	ND<6.0	9400	9800	
01/27/06	171.64	5.82	0.00	165.82	0.96	8200	--	0.64	1.6	ND<0.30	ND<0.60	9900	7900	
04/28/06	171.64	5.57	0.00	166.07	0.25	6900	--	0.88	1.5	0.34	1.0	9600	11000	
07/28/06	171.64	6.67	0.00	164.97	-1.10	5400	--	5.2	ND<3.0	ND<3.0	ND<6.0	5000	5300	
10/27/06	171.64	6.93	0.00	164.71	-0.26	4500	--	ND<1.5	ND<1.5	ND<1.5	ND<3.0	4700	3700	
01/10/07	171.64	6.41	0.00	165.23	0.52	4000	--	ND<1.2	ND<1.2	ND<1.2	ND<2.4	4400	4400	
04/13/07	171.64	--	--	--	--	--	--	--	--	--	--	--	--	Paved over

Table 2
HISTORIC FLUID LEVELS AND SELECTED ANALYTICAL RESULTS
July 1999 Through July 2008
76 Station 1156

Date Sampled	TOC Elevation (feet)	Depth to Water (feet)	LPH Thickness (feet)	Ground-water Elevation (feet)	Change in Elevation (feet)	TPH-G (8015M) (µg/l)	TPH-G (GC/MS) (µg/l)	Benzene (µg/l)	Toluene (µg/l)	Ethyl-benzene (µg/l)	Total Xylenes (µg/l)	MTBE (8021B) (µg/l)	MTBE (8260B) (µg/l)	Comments
MW-7 continued														
07/19/07	171.64	7.10	0.00	164.54	--	2700	--	0.57	ND<0.30	ND<0.30	ND<0.60	2700	3300	
10/08/07	171.64	7.42	0.00	164.22	-0.32	1600	--	0.47	0.49	ND<0.30	ND<0.60	2500	2200	
01/09/08	171.64	5.98	0.00	165.66	1.44	1500	--	0.45	0.49	ND<0.30	ND<0.60	1900	1900	Gauged on 1/18/08
04/04/08	171.64	6.80	0.00	164.84	-0.82	1800	--	0.72	0.58	ND<0.30	ND<0.60	--	2700	
07/03/08	171.64	7.31	0.00	164.33	-0.51	1600	--	0.45	ND<0.30	ND<0.30	ND<0.60	--	2300	
MW-8 (Screen Interval in feet: 15.0-25.0)														
01/18/08	167.97	0.43	0.00	167.54	--	ND<50	--	ND<0.30	ND<0.30	ND<0.30	ND<0.60	ND<1.0	ND<0.50	
04/04/08	167.97	0.55	0.00	167.42	-0.12	ND<50	--	0.76	1.6	0.72	2.3	--	ND<0.50	
07/03/08	167.97	0.91	0.00	167.06	-0.36	ND<50	--	ND<0.30	ND<0.30	ND<0.30	ND<0.60	--	ND<0.50	

Table 2 a
ADDITIONAL HISTORIC ANALYTICAL RESULTS
76 Station 1156

Date Sampled	TPH-D	TBA	Ethanol (8015B)	Ethanol (8260B)	Ethylene-dibromide (EDB)	1,2-DCA (EDC)	DIPE	ETBE	TAME	Acenaphthylene	Bromo-dichloro-methane	Bromo-form	Bromo-methane	Carbon Tetra-chloride	Chloro-benzene
	(µg/l)	(µg/l)	(mg/l)	(µg/l)	(µg/l)	(µg/l)	(µg/l)	(µg/l)	(µg/l)	(µg/l)	(µg/l)	(µg/l)	(µg/l)	(µg/l)	(µg/l)
MW-1															
07/20/99	16000	--	--	--	--	--	--	--	--	--	--	--	--	--	12
09/28/99	2410	ND	--	--	--	--	ND	ND	ND	--	--	--	--	--	--
01/07/00	7870	--	--	--	--	--	--	--	--	--	--	--	--	--	--
03/31/00	3600	--	--	--	--	--	--	--	--	--	--	--	--	--	--
07/14/00	8580	--	--	--	--	--	--	--	--	--	--	--	--	--	--
10/03/00	9260	--	--	--	--	--	--	--	--	--	--	--	--	--	--
01/03/01	11000	--	--	--	--	--	--	--	--	--	--	--	--	--	--
04/04/01	14000	ND	--	ND	ND	ND	ND	ND	ND	--	--	--	--	--	5.6
07/17/01	2200	ND	--	ND	ND	ND	ND	ND	ND	--	--	--	--	--	--
10/05/01	13000	--	--	--	--	--	--	--	--	--	--	--	--	--	--
01/28/02	4400	--	--	--	--	--	--	--	--	--	--	--	--	--	--
04/25/02	9000	--	--	--	--	--	--	--	--	--	--	--	--	--	--
07/18/02	9200	ND<100	--	ND<2500000	ND<10	ND<10	ND<10	ND<10	ND<10	--	--	--	--	--	5.9
10/07/02	3400	ND<10000	--	ND<50000000	ND<200	ND<200	ND<200	ND<200	ND<200	--	--	--	--	--	--
01/06/03	5100	ND<20000	--	ND<100000000	ND<400	ND<400	ND<400	ND<400	ND<400	--	--	--	--	--	--
04/07/03	2800	ND<10000	--	ND<500000000	ND<200	ND<200	ND<200	ND<200	ND<200	--	--	--	--	--	--
07/07/03	7000	ND<25000	ND<120000	--	ND<500	ND<500	ND<500	ND<500	ND<500	--	--	--	--	--	ND<120
10/09/03	4300	ND<20000	--	ND<100000	ND<400	ND<400	ND<400	ND<400	ND<400	--	--	--	--	--	--
01/14/04	6200	ND<40000	--	ND<200000	ND<800	ND<800	ND<800	ND<800	ND<800	--	--	--	--	--	--
04/28/04	--	800	--	ND<1000	ND<50	ND<50	ND<1	ND<1	ND<1	--	--	--	--	--	--
07/12/04	270	1100	--	ND<20000	ND<10	ND<10	ND<20	ND<20	ND<20	ND<2	ND<10	ND<10	ND<20	ND<10	ND<10
10/25/04	5100	ND<2000	--	ND<20000	ND<200	ND<200	ND<400	ND<200	ND<200	--	--	--	--	--	--
01/17/05	6400	3100	--	ND<20000	ND<200	ND<200	ND<400	ND<200	ND<200	--	--	--	--	--	--
04/06/05	2800	1500	--	ND<10000	ND<100	ND<100	ND<100	ND<100	ND<100	--	--	--	--	--	--
07/08/05	6400	ND<1300	--	ND<13000	ND<130	3.8	ND<130	ND<130	ND<130	--	ND<0.50	ND<2.0	ND<1.0	ND<0.50	12
10/07/05	5500	680	--	ND<250	ND<0.50	ND<0.50	ND<0.50	ND<0.50	ND<0.50	--	--	--	--	--	--

Table 2 a
ADDITIONAL HISTORIC ANALYTICAL RESULTS
76 Station 1156

Date Sampled	TPH-D (µg/l)	TBA (µg/l)	Ethanol (8015B) (mg/l)	Ethanol (8260B) (µg/l)	Ethylene- dibromide (EDB) (µg/l)	1,2-DCA (EDC) (µg/l)	DIPE (µg/l)	ETBE (µg/l)	TAME (µg/l)	Acenaph- thylene (µg/l)	Bromo- dichloro- methane (µg/l)	Bromo- form (µg/l)	Bromo- methane (µg/l)	Carbon Tetra- chloride (µg/l)	Chloro- benzene (µg/l)
MW-1 continued															
01/27/06	9000	ND<500	--	ND<12000	ND<25	ND<25	ND<25	ND<25	ND<25	--	--	--	--	--	--
04/28/06	9200	ND<500	--	ND<12000	ND<25	ND<25	ND<25	ND<25	ND<25	--	--	--	--	--	--
07/28/06	5100	ND<10	--	ND<250	ND<0.50	ND<0.50	ND<0.50	ND<0.50	ND<0.50	--	ND<0.50	ND<0.50	ND<1.0	ND<0.50	ND<0.50
10/27/06	4600	ND<2500	--	ND<62000	ND<120	ND<120	ND<120	ND<120	ND<120	--	--	--	--	--	--
01/10/07	12000	ND<1000	--	ND<25000	ND<50	ND<50	ND<50	ND<50	ND<50	--	--	--	--	--	--
04/13/07	8400	730	--	ND<250	ND<0.50	0.68	ND<0.50	ND<0.50	ND<0.50	--	--	--	--	--	--
07/19/07	10000	ND<1000	--	ND<25000	ND<50	ND<50	ND<50	ND<50	ND<50	--	ND<50	ND<50	ND<100	ND<50	ND<50
01/09/08	12000	ND<250	--	ND<6200	ND<12	ND<12	ND<12	ND<12	ND<12	--	--	--	--	--	--
04/04/08	15000	770	--	ND<5000	ND<10	ND<10	ND<10	ND<10	ND<10	--	--	--	--	--	--
07/03/08	9300	ND<250	--	ND<6200	ND<12	ND<12	ND<12	ND<12	ND<12	--	ND<12	ND<12	ND<25	ND<12	ND<12
MW-2															
09/28/99	--	ND	--	--	--	--	ND	ND	ND	--	--	--	--	--	--
04/04/01	--	ND	--	ND	ND	ND	ND	ND	ND	--	--	--	--	--	--
07/17/01	--	ND	--	ND	ND	ND	ND	ND	ND	--	--	--	--	--	--
07/18/02	--	ND<1000	--	ND<25000000	ND<100	ND<100	ND<100	ND<100	ND<100	--	--	--	--	--	--
10/07/02	--	ND<20000	--	ND<100000000	ND<400	ND<400	ND<400	ND<400	ND<400	--	--	--	--	--	--
01/06/03	--	ND<50000	--	ND<250000000	ND<1000	ND<1000	ND<1000	ND<1000	ND<1000	--	--	--	--	--	--
04/07/03	--	ND<2000	--	ND<10000000	ND<40	ND<40	ND<40	ND<40	ND<40	--	--	--	--	--	--
07/07/03	--	ND<5000	--	ND<25000000	ND<100	ND<100	ND<100	ND<100	ND<100	--	--	--	--	--	--
10/09/03	--	ND<10000	--	ND<50000	ND<200	ND<200	ND<200	ND<200	ND<200	--	--	--	--	--	--
01/14/04	--	ND<2500	--	ND<13000	ND<50	ND<50	ND<50	ND<50	ND<50	--	--	--	--	--	--
04/28/04	--	13000	--	ND<1000	ND<0.5	ND<0.5	ND<1	ND<1	11	--	--	--	--	--	--
07/12/04	--	110	--	ND<4000	ND<3	ND<3	ND<5	ND<5	ND<5	--	--	--	--	--	--
10/25/04	--	1100	--	ND<1300	ND<13	ND<13	ND<25	ND<13	ND<13	--	--	--	--	--	--
01/17/05	--	1200	--	ND<1300	ND<13	ND<13	ND<25	ND<13	ND<13	--	--	--	--	--	--
04/06/05	--	2800	--	ND<2500	ND<25	ND<25	ND<25	ND<25	ND<25	--	--	--	--	--	--

Table 2 a
ADDITIONAL HISTORIC ANALYTICAL RESULTS
76 Station 1156

Date Sampled	TPH-D (µg/l)	TBA (µg/l)	Ethanol (8015B) (mg/l)	Ethanol (8260B) (µg/l)	Ethylene- dibromide (EDB) (µg/l)	1,2-DCA (EDC) (µg/l)	DIPE (µg/l)	ETBE (µg/l)	TAME (µg/l)	Acenaph- thylene (µg/l)	Bromo- dichloro- methane (µg/l)	Bromo- form (µg/l)	Bromo- methane (µg/l)	Carbon Tetra- chloride (µg/l)	Chloro- benzene (µg/l)
MW-2 continued															
07/08/05	--	4300	--	ND<2500	ND<25	ND<25	ND<25	ND<25	ND<25	--	--	--	--	--	--
10/07/05	--	8700	--	ND<250	ND<0.50	1.4	ND<0.50	ND<0.50	ND<0.50	--	--	--	--	--	--
01/27/06	--	5200	--	ND<12000	ND<25	ND<25	ND<25	ND<25	ND<25	--	--	--	--	--	--
04/28/06	--	6700	--	ND<250	ND<0.50	1.4	ND<0.50	ND<0.50	1.6	--	--	--	--	--	--
07/28/06	--	5100	--	ND<6200	ND<12	ND<12	ND<12	ND<12	ND<12	--	--	--	--	--	--
10/27/06	--	6600	--	ND<1200	ND<2.5	ND<2.5	ND<2.5	ND<2.5	ND<2.5	--	--	--	--	--	--
01/10/07	--	6000	--	ND<1200	ND<2.5	ND<2.5	ND<2.5	ND<2.5	ND<2.5	--	--	--	--	--	--
04/13/07	--	7400	--	ND<6200	ND<12	ND<12	ND<12	ND<12	ND<12	--	--	--	--	--	--
07/19/07	--	6200	--	ND<2500	ND<5.0	ND<5.0	ND<5.0	ND<5.0	ND<5.0	--	--	--	--	--	--
10/08/07	--	20000	--	ND<250	ND<0.50	ND<0.50	ND<0.50	ND<0.50	ND<0.50	--	--	--	--	--	--
01/09/08	--	9900	--	ND<250	ND<0.50	ND<0.50	ND<0.50	ND<0.50	ND<0.50	--	--	--	--	--	--
04/04/08	--	5800	--	ND<1200	ND<2.5	ND<2.5	ND<2.5	ND<2.5	ND<2.5	--	--	--	--	--	--
07/03/08	--	8300	--	ND<250	ND<0.50	ND<0.50	ND<0.50	ND<0.50	ND<0.50	--	--	--	--	--	--
MW-3															
09/28/99	--	ND	--	--	--	--	ND	ND	8.80	--	--	--	--	--	--
04/04/01	--	ND	--	ND	ND	ND	ND	ND	ND	--	--	--	--	--	--
07/17/01	--	ND	--	ND	ND	ND	ND	ND	ND	--	--	--	--	--	--
07/18/02	--	ND<50	--	ND<1200000	ND<5.0	ND<5.0	ND<5.0	ND<5.0	ND<5.0	--	--	--	--	--	--
10/07/02	--	ND<10000	--	ND<50000000	ND<200	ND<200	ND<200	ND<200	ND<200	--	--	--	--	--	--
01/06/03	--	ND<4000	--	23000000	ND<80	ND<80	ND<80	ND<80	ND<80	--	--	--	--	--	--
04/07/03	--	ND<4000	--	ND<20000000	ND<80	ND<80	ND<80	ND<80	ND<80	--	--	--	--	--	--
07/07/03	--	ND<2000	--	ND<10000000	ND<40	ND<40	ND<40	ND<40	ND<40	--	--	--	--	--	--
10/09/03	--	ND<1000	--	ND<5000	ND<20	ND<20	ND<20	ND<20	ND<20	--	--	--	--	--	--
01/14/04	--	ND<1000	--	ND<5000	ND<20	ND<20	ND<20	ND<20	ND<20	--	--	--	--	--	--
04/28/04	--	ND<12	--	ND<1000	ND<3	ND<3	ND<1	ND<1	ND<1	--	--	--	--	--	--
07/12/04	--	350	--	ND<20000	ND<10	ND<10	ND<20	ND<20	ND<20	--	--	--	--	--	--

Table 2 a
ADDITIONAL HISTORIC ANALYTICAL RESULTS
76 Station 1156

Date Sampled	TPH-D (µg/l)	TBA (µg/l)	Ethanol (8015B) (mg/l)	Ethanol (8260B) (µg/l)	Ethylene- dibromide (EDB) (µg/l)	1,2-DCA (EDC) (µg/l)	DIPE (µg/l)	ETBE (µg/l)	TAME (µg/l)	Acenaph- thylene (µg/l)	Bromo- dichloro- methane (µg/l)	Bromo- form (µg/l)	Bromo- methane (µg/l)	Carbon Tetra- chloride (µg/l)	Chloro- benzene (µg/l)
MW-3 continued															
10/25/04	--	39	--	ND<250	ND<2.5	ND<2.5	ND<5.0	ND<2.5	ND<2.5	--	--	--	--	--	--
01/17/05	--	120	--	ND<250	ND<2.5	ND<2.5	ND<5.0	ND<2.5	ND<2.5	--	--	--	--	--	--
04/06/05	--	150	--	ND<1000	ND<10	ND<10	ND<10	ND<10	ND<10	--	--	--	--	--	--
07/08/05	--	64	--	ND<250	ND<2.5	ND<2.5	ND<2.5	ND<2.5	ND<2.5	--	--	--	--	--	--
10/07/05	--	ND<200	--	ND<5000	ND<10	ND<10	ND<10	ND<10	ND<10	--	--	--	--	--	--
01/27/06	--	ND<10	--	ND<250	ND<0.50	1.5	ND<0.50	ND<0.50	ND<0.50	--	--	--	--	--	--
04/28/06	--	190	--	ND<250	ND<0.50	0.63	ND<0.50	ND<0.50	ND<0.50	--	--	--	--	--	--
07/28/06	--	ND<10	--	ND<250	ND<0.50	ND<0.50	ND<0.50	ND<0.50	ND<0.50	--	--	--	--	--	--
10/27/06	--	ND<10	--	ND<250	ND<0.50	1.3	ND<0.50	ND<0.50	ND<0.50	--	--	--	--	--	--
01/10/07	--	66	--	ND<250	ND<0.50	1.4	ND<0.50	ND<0.50	ND<0.50	--	--	--	--	--	--
04/13/07	--	ND<10	--	ND<250	ND<0.50	1.2	ND<0.50	ND<0.50	ND<0.50	--	--	--	--	--	--
07/19/07	--	ND<10	--	ND<250	ND<0.50	ND<0.50	ND<0.50	ND<0.50	ND<0.50	--	--	--	--	--	--
10/08/07	--	ND<20	--	ND<500	ND<1.0	1.1	ND<1.0	ND<1.0	ND<1.0	--	--	--	--	--	--
01/09/08	--	ND<20	--	ND<500	ND<1.0	ND<1.0	ND<1.0	ND<1.0	ND<1.0	--	--	--	--	--	--
04/04/08	--	ND<50	--	ND<1200	ND<2.5	ND<2.5	ND<2.5	ND<2.5	ND<2.5	--	--	--	--	--	--
07/03/08	--	ND<10	--	ND<250	ND<0.50	ND<0.50	ND<0.50	ND<0.50	ND<0.50	--	--	--	--	--	--
MW-4															
09/28/99	--	ND	--	--	--	--	ND	ND	ND	--	--	--	--	--	--
04/04/01	--	ND	--	ND	ND	ND	ND	ND	ND	--	--	--	--	--	--
07/17/01	--	ND	--	ND	ND	ND	ND	ND	ND	--	--	--	--	--	--
07/18/02	--	ND<100	--	ND<2500000	ND<10	49	ND<10	ND<10	ND<10	--	--	--	--	--	--
10/07/02	--	ND<10000	--	ND<50000000	ND<200	ND<200	ND<200	ND<200	ND<200	--	--	--	--	--	--
01/06/03	--	ND<1000	--	ND<5000000	ND<20	ND<20	ND<20	ND<20	ND<20	--	--	--	--	--	--
04/07/03	--	ND<1000	--	ND<5000000	ND<20	ND<20	ND<20	ND<20	ND<20	--	--	--	--	--	--
07/07/03	--	ND<1000	--	ND<5000000	ND<20	ND<20	ND<20	ND<20	ND<20	--	--	--	--	--	--
10/09/03	--	ND<200	--	ND<1000	ND<4.0	ND<4.0	ND<4.0	ND<4.0	ND<4.0	--	--	--	--	--	--

Table 2 a
ADDITIONAL HISTORIC ANALYTICAL RESULTS
76 Station 1156

Date Sampled	TPH-D	TBA	Ethanol (8015B)	Ethanol (8260B)	Ethylene-dibromide (EDB)	1,2-DCA (EDC)	DIPE	ETBE	TAME	Acenaphthylene	Bromo-dichloro-methane	Bromo-form	Bromo-methane	Carbon Tetra-chloride	Chloro-benzene
	(µg/l)	(µg/l)	(mg/l)	(µg/l)	(µg/l)	(µg/l)	(µg/l)	(µg/l)	(µg/l)	(µg/l)	(µg/l)	(µg/l)	(µg/l)	(µg/l)	(µg/l)
MW-4 continued															
01/14/04	--	ND<200	--	ND<1000	ND<4.0	6.5	ND<4.0	ND<4.0	ND<4.0	--	--	--	--	--	--
04/28/04	--	150	--	ND<1000	ND<0.5	ND<0.5	ND<1	ND<1	ND<1	--	--	--	--	--	--
07/12/04	--	210	--	ND<4000	ND<3	14	ND<5	ND<5	ND<5	--	--	--	--	--	--
10/25/04	--	38	--	ND<100	ND<1.0	2.0	ND<2.0	ND<1.0	ND<1.0	--	--	--	--	--	--
01/17/05	--	110	--	ND<100	ND<1.0	3.6	ND<2.0	ND<1.0	ND<1.0	--	--	--	--	--	--
04/06/05	--	ND<25	--	73000	ND<2.5	ND<2.5	ND<2.5	ND<2.5	ND<2.5	--	--	--	--	--	--
07/08/05	--	29	--	ND<50	ND<0.50	1.2	ND<0.50	ND<0.50	ND<0.50	--	--	--	--	--	--
10/07/05	--	210	--	ND<250	ND<0.50	26	ND<0.50	ND<0.50	ND<0.50	--	--	--	--	--	--
01/27/06	--	280	--	ND<2500	ND<5.0	ND<5.0	ND<5.0	ND<5.0	ND<5.0	--	--	--	--	--	--
04/28/06	--	130	--	ND<250	ND<0.50	0.97	ND<0.50	ND<0.50	ND<0.50	--	--	--	--	--	--
07/28/06	--	64	--	ND<250	ND<0.50	5.8	ND<0.50	ND<0.50	ND<0.50	--	--	--	--	--	--
10/27/06	--	54	--	ND<250	ND<0.50	1.5	ND<0.50	ND<0.50	ND<0.50	--	--	--	--	--	--
01/10/07	--	33	--	310	ND<0.50	1.9	ND<0.50	ND<0.50	ND<0.50	--	--	--	--	--	--
04/13/07	--	82	--	ND<250	ND<0.50	0.77	ND<0.50	ND<0.50	ND<0.50	--	--	--	--	--	--
07/19/07	--	13	--	ND<250	ND<0.50	ND<0.50	ND<0.50	ND<0.50	ND<0.50	--	--	--	--	--	--
10/08/07	--	ND<20	--	ND<500	ND<1.0	ND<1.0	ND<1.0	ND<1.0	ND<1.0	--	--	--	--	--	--
01/09/08	--	ND<20	--	ND<500	ND<1.0	ND<1.0	ND<1.0	ND<1.0	ND<1.0	--	--	--	--	--	--
04/04/08	--	27	--	ND<250	ND<0.50	1.0	ND<0.50	ND<0.50	ND<0.50	--	--	--	--	--	--
07/03/08	--	27	--	ND<250	ND<0.50	1.4	ND<0.50	ND<0.50	ND<0.50	--	--	--	--	--	--
MW-5															
07/18/02	--	ND<20	--	ND<500000	ND<2.0	ND<2.0	ND<2.0	ND<2.0	ND<2.0	--	--	--	--	--	--
10/07/02	--	ND<100	--	ND<500000	ND<2.0	ND<2.0	ND<2.0	ND<2.0	ND<2.0	--	--	--	--	--	--
01/06/03	ND<50	ND<100	--	ND<500000	ND<2.0	ND<2.0	ND<2.0	ND<2.0	ND<2.0	--	--	--	--	--	ND<0.50
04/07/03	--	ND<500	--	ND<2500000	ND<10	ND<10	ND<10	ND<10	ND<10	--	--	--	--	--	--
07/07/03	--	ND<200	--	ND<1000000	ND<4.0	ND<4.0	ND<4.0	ND<4.0	ND<4.0	--	--	--	--	--	--
10/09/03	--	ND<200	--	ND<1000	ND<4.0	ND<4.0	ND<4.0	ND<4.0	ND<4.0	--	--	--	--	--	--

Table 2 a
ADDITIONAL HISTORIC ANALYTICAL RESULTS
76 Station 1156

Date Sampled	TPH-D	TBA	Ethanol (8015B)	Ethanol (8260B)	Ethylene-dibromide (EDB)	1,2-DCA (EDC)	DIPE	ETBE	TAME	Acenaphthylene	Bromo-dichloro-methane	Bromo-form	Bromo-methane	Carbon Tetra-chloride	Chloro-benzene
	(µg/l)	(µg/l)	(mg/l)	(µg/l)	(µg/l)	(µg/l)	(µg/l)	(µg/l)	(µg/l)	(µg/l)	(µg/l)	(µg/l)	(µg/l)	(µg/l)	(µg/l)
MW-5 continued															
01/14/04	--	ND<2000	--	ND<10000	ND<40	ND<40	ND<40	ND<40	ND<40	--	--	--	--	--	--
04/28/04	--	ND<12	--	ND<1000	ND<0.5	1.8	ND<1	ND<1	ND<1	--	--	--	--	--	--
07/12/04	--	ND<12	--	ND<800	ND<0.5	0.76	ND<1	ND<1	ND<1	--	--	--	--	--	--
10/25/04	--	ND<500	--	ND<5000	ND<50	ND<50	ND<100	ND<50	ND<50	--	--	--	--	--	--
01/17/05	--	100	--	ND<250	ND<2.5	ND<2.5	ND<5.0	ND<2.5	ND<2.5	--	--	--	--	--	--
04/06/05	--	7.6	--	ND<50	ND<0.50	1.4	ND<0.50	ND<0.50	ND<0.50	--	--	--	--	--	--
07/08/05	--	180	--	ND<500	ND<5.0	ND<5.0	ND<5.0	ND<5.0	ND<5.0	--	--	--	--	--	--
10/07/05	--	ND<10	--	ND<250	ND<0.50	1.0	ND<0.50	ND<0.50	ND<0.50	--	--	--	--	--	--
01/27/06	--	1000	--	ND<2500	ND<5.0	ND<5.0	ND<5.0	ND<5.0	ND<5.0	--	--	--	--	--	--
04/28/06	--	130	--	ND<250	ND<0.50	0.95	ND<0.50	ND<0.50	ND<0.50	--	--	--	--	--	--
07/28/06	--	ND<100	--	ND<2500	ND<5.0	ND<5.0	ND<5.0	ND<5.0	ND<5.0	--	--	--	--	--	--
10/27/06	--	43	--	ND<250	ND<0.50	1.5	ND<0.50	ND<0.50	ND<0.50	--	--	--	--	--	--
01/10/07	--	28	--	ND<250	ND<0.50	1.7	ND<0.50	ND<0.50	ND<0.50	--	--	--	--	--	--
04/13/07	--	ND<10	--	ND<250	ND<0.50	0.84	ND<0.50	ND<0.50	ND<0.50	--	--	--	--	--	--
07/19/07	--	ND<10	--	ND<250	ND<0.50	ND<5.0	ND<0.50	ND<0.50	ND<0.50	--	--	--	--	--	--
10/08/07	--	ND<10	--	ND<250	ND<0.50	1.3	ND<0.50	ND<0.50	ND<0.50	--	--	--	--	--	--
01/09/08	--	ND<10	--	ND<250	ND<0.50	1.2	ND<0.50	ND<0.50	ND<0.50	--	--	--	--	--	--
04/04/08	--	ND<10	--	ND<250	ND<0.50	1.4	ND<0.50	ND<0.50	ND<0.50	--	--	--	--	--	--
07/03/08	--	ND<10	--	ND<250	ND<0.50	1.5	ND<0.50	ND<0.50	ND<0.50	--	--	--	--	--	--
MW-6															
07/18/02	--	ND<20	--	ND<500000	ND<2.0	ND<2.0	ND<2.0	ND<2.0	ND<2.0	--	--	--	--	--	--
10/07/02	--	ND<100	--	ND<500000	ND<2.0	ND<2.0	ND<2.0	ND<2.0	ND<2.0	--	--	--	--	--	--
01/06/03	--	ND<100	--	ND<500000	ND<2.0	ND<2.0	ND<2.0	ND<2.0	ND<2.0	--	--	--	--	--	--
04/07/03	--	ND<100	--	ND<500000	ND<2.0	ND<2.0	ND<2.0	ND<2.0	ND<2.0	--	--	--	--	--	--
07/07/03	--	ND<100	--	ND<500000	ND<2.0	ND<2.0	ND<2.0	ND<2.0	ND<2.0	--	--	--	--	--	--
10/09/03	--	ND<100	--	ND<500	ND<2.0	ND<2.0	ND<2.0	ND<2.0	ND<2.0	--	--	--	--	--	--

Table 2 a
ADDITIONAL HISTORIC ANALYTICAL RESULTS
76 Station 1156

Date Sampled	TPH-D (µg/l)	TBA (µg/l)	Ethanol (8015B) (mg/l)	Ethanol (8260B) (µg/l)	Ethylene- dibromide (EDB) (µg/l)	1,2-DCA (EDC) (µg/l)	DIPE (µg/l)	ETBE (µg/l)	TAME (µg/l)	Acenaph- thylene (µg/l)	Bromo- dichloro- methane (µg/l)	Bromo- form (µg/l)	Bromo- methane (µg/l)	Carbon Tetra- chloride (µg/l)	Chloro- benzene (µg/l)
MW-6 continued															
01/14/04	--	ND<100	--	ND<500	ND<2.0	ND<2.0	ND<2.0	ND<2.0	ND<2.0	--	--	--	--	--	--
04/28/04	--	ND<12	--	ND<1000	ND<0.5	ND<0.5	ND<1	ND<1	ND<1	--	--	--	--	--	--
07/12/04	--	ND<12	--	ND<800	ND<0.5	ND<0.5	ND<1	ND<1	ND<1	--	--	--	--	--	--
10/25/04	--	ND<5.0	--	ND<50	ND<0.50	ND<0.50	ND<1.0	ND<0.50	ND<0.50	--	--	--	--	--	--
01/17/05	--	ND<5.0	--	ND<50	ND<0.50	ND<0.50	ND<1.0	ND<0.50	ND<0.50	--	--	--	--	--	--
04/06/05	--	ND<5.0	--	ND<50	ND<0.50	ND<0.50	ND<0.50	ND<0.50	ND<0.50	--	--	--	--	--	--
07/08/05	--	ND<5.0	--	ND<50	ND<0.50	ND<0.50	ND<0.50	ND<0.50	ND<0.50	--	--	--	--	--	--
10/07/05	--	ND<10	--	ND<250	ND<0.50	ND<0.50	ND<0.50	ND<0.50	ND<0.50	--	--	--	--	--	--
01/27/06	--	ND<10	--	ND<250	ND<0.50	ND<0.50	ND<0.50	ND<0.50	ND<0.50	--	--	--	--	--	--
04/28/06	--	ND<10	--	ND<250	ND<0.50	ND<0.50	ND<0.50	ND<0.50	ND<0.50	--	--	--	--	--	--
07/28/06	--	ND<10	--	ND<250	ND<0.50	ND<0.50	ND<0.50	ND<0.50	ND<0.50	--	--	--	--	--	--
10/27/06	--	ND<10	--	ND<250	ND<0.50	ND<0.50	ND<0.50	ND<0.50	ND<0.50	--	--	--	--	--	--
01/10/07	--	ND<10	--	ND<250	ND<0.50	ND<0.50	ND<0.50	ND<0.50	ND<0.50	--	--	--	--	--	--
04/13/07	--	ND<10	--	ND<250	ND<0.50	ND<0.50	ND<0.50	ND<0.50	ND<0.50	--	--	--	--	--	--
07/19/07	--	ND<10	--	ND<250	ND<0.50	ND<0.50	ND<0.50	ND<0.50	ND<0.50	--	--	--	--	--	--
10/08/07	--	ND<10	--	ND<250	ND<0.50	ND<0.50	ND<0.50	ND<0.50	ND<0.50	--	--	--	--	--	--
01/09/08	--	ND<10	--	ND<250	ND<0.50	ND<0.50	ND<0.50	ND<0.50	ND<0.50	--	--	--	--	--	--
04/04/08	--	ND<10	--	ND<250	ND<0.50	ND<0.50	ND<0.50	ND<0.50	ND<0.50	--	--	--	--	--	--
07/03/08	--	ND<10	--	ND<250	ND<0.50	ND<0.50	ND<0.50	ND<0.50	ND<0.50	--	--	--	--	--	--
MW-7															
07/18/02	--	33000	--	ND<5000000	ND<20	ND<20	ND<20	ND<20	ND<20	--	--	--	--	--	--
10/07/02	--	26000	--	ND<10000000C	ND<400	ND<400	ND<400	ND<400	ND<400	--	--	--	--	--	--
01/06/03	ND<50	ND<10000	--	ND<50000000	ND<200	ND<200	ND<200	ND<200	ND<200	--	--	--	--	--	ND<50
04/07/03	--	ND<40000	--	ND<20000000C	ND<800	ND<800	ND<800	ND<800	ND<800	--	--	--	--	--	--
07/07/03	--	27000	--	ND<10000000C	ND<400	ND<400	ND<400	ND<400	ND<400	--	--	--	--	--	--
10/09/03	--	ND<25000	--	ND<130000	ND<500	ND<500	ND<500	ND<500	ND<500	--	--	--	--	--	--

Table 2 a
ADDITIONAL HISTORIC ANALYTICAL RESULTS
76 Station 1156

Date Sampled	TPH-D	TBA	Ethanol (8015B)	Ethanol (8260B)	Ethylene-dibromide (EDB)	1,2-DCA (EDC)	DIPE	ETBE	TAME	Acenaphthylene	Bromo-dichloro-methane	Bromo-form	Bromo-methane	Carbon Tetra-chloride	Chloro-benzene
	(µg/l)	(µg/l)	(mg/l)	(µg/l)	(µg/l)	(µg/l)	(µg/l)	(µg/l)	(µg/l)	(µg/l)	(µg/l)	(µg/l)	(µg/l)	(µg/l)	(µg/l)
MW-7 continued															
01/14/04	--	ND<40000	--	ND<200000	ND<800	ND<800	ND<800	ND<800	ND<800	--	--	--	--	--	--
04/28/04	--	9200	--	ND<1000	ND<0.5	6.8	ND<1	ND<1	12	--	--	--	--	--	--
07/12/04	--	4600	--	ND<8000	ND<5	5.1	ND<10	ND<10	ND<10	--	--	--	--	--	--
10/25/04	--	3900	--	ND<5000	ND<50	ND<50	ND<100	ND<50	ND<50	--	--	--	--	--	--
01/17/05	--	4200	--	ND<5000	ND<50	ND<50	ND<100	ND<50	ND<50	--	--	--	--	--	--
04/06/05	--	4200	--	ND<10000	ND<0.50	6.4	ND<0.50	ND<0.50	9.3	--	--	--	--	--	--
07/08/05	--	4300	--	ND<5000	ND<50	ND<50	ND<50	ND<50	ND<50	--	--	--	--	--	--
10/07/05	--	1100	--	ND<12000	ND<25	ND<25	ND<25	ND<25	ND<25	--	--	--	--	--	--
01/27/06	--	1600	--	ND<25000	ND<50	ND<50	ND<50	ND<50	ND<50	--	--	--	--	--	--
04/28/06	--	2900	--	ND<250	ND<0.50	3.4	ND<0.50	ND<0.50	6.3	--	--	--	--	--	--
07/28/06	--	1300	--	ND<6200	ND<12	ND<12	ND<12	ND<12	ND<12	--	--	--	--	--	--
10/27/06	--	1700	--	ND<2500	ND<5.0	ND<5.0	ND<5.0	ND<5.0	ND<5.0	--	--	--	--	--	--
01/10/07	12000	1300	--	ND<2500	ND<5.0	ND<5.0	ND<5.0	ND<5.0	ND<5.0	--	--	--	--	--	--
07/19/07	--	ND<100	--	ND<2500	ND<5.0	ND<5.0	ND<5.0	ND<5.0	ND<5.0	--	--	--	--	--	--
10/08/07	--	ND<500	--	ND<12000	ND<25	ND<25	ND<25	ND<25	ND<25	--	--	--	--	--	--
01/09/08	--	2700	--	ND<250	ND<0.50	1.2	ND<0.50	ND<0.50	1.1	--	--	--	--	--	--
04/04/08	--	1400	--	ND<6200	ND<12	ND<12	ND<12	ND<12	ND<12	--	--	--	--	--	--
07/03/08	--	940	--	ND<250	ND<0.50	2.2	ND<0.50	ND<0.50	1.2	--	--	--	--	--	--
MW-8															
01/18/08	--	ND<10	--	ND<250	ND<0.50	ND<0.50	ND<0.50	ND<0.50	ND<0.50	--	--	--	--	--	--
04/04/08	--	ND<10	--	ND<250	ND<0.50	ND<0.50	ND<0.50	ND<0.50	ND<0.50	--	--	--	--	--	--
07/03/08	--	ND<10	--	ND<250	ND<0.50	ND<0.50	ND<0.50	ND<0.50	ND<0.50	--	--	--	--	--	--

Table 2 b
ADDITIONAL HISTORIC ANALYTICAL RESULTS
 76 Station 1156

Date Sampled	Chloroethane	Chloroform	Chloromethane	Dibromochloromethane	1,2-Dichlorobenzene	1,3-Dichlorobenzene	1,4-Dichlorobenzene	Dichlorodifluoromethane	1,1-DCA	1,1-DCE	cis-1,2-DCE	trans-1,2-DCE	1,2-Dichloropropane	cis-1,3-Dichloropropene	trans-1,3-Dichloropropene
	(µg/l)	(µg/l)	(µg/l)	(µg/l)	(µg/l)	(µg/l)	(µg/l)	(µg/l)	(µg/l)	(µg/l)	(µg/l)	(µg/l)	(µg/l)	(µg/l)	(µg/l)
MW-1															
07/20/99	--	--	--	--	3.9	--	--	--	2.0	--	3.6	--	0.92	--	--
03/31/00	--	--	--	--	6.2	--	--	--	--	--	--	--	--	--	--
04/04/01	--	--	--	--	4.6	--	--	--	--	--	3.4	--	--	--	--
07/17/01	--	--	--	--	18	--	--	--	--	--	--	--	--	--	--
07/18/02	1.1	--	--	--	5.8	--	1.3	--	--	--	1.3	--	--	--	--
07/07/03	--	--	--	--	--	--	--	--	--	--	ND<120	--	--	--	--
07/12/04	ND<10	ND<10	ND<10	ND<10	ND<2	ND<2	ND<2	ND<10	ND<10	ND<10	ND<10	ND<10	ND<10	ND<10	ND<10
07/08/05	1.0	ND<0.50	ND<1.0	ND<0.50	9.0	ND<0.50	1.2	ND<1.0	1.3	ND<0.50	3.1	ND<0.50	ND<0.50	ND<0.50	ND<0.50
07/28/06	ND<0.50	ND<0.50	ND<0.50	ND<0.50	ND<0.50	ND<0.50	ND<0.50	ND<0.50	ND<0.50	ND<0.50	4.5	ND<0.50	ND<0.50	ND<0.50	ND<0.50
07/19/07	ND<50	ND<50	ND<50	ND<50	ND<50	ND<50	ND<50	ND<50	ND<50	ND<50	ND<50	ND<50	ND<50	ND<50	ND<50
07/03/08	ND<12	ND<12	ND<12	ND<12	ND<12	ND<12	ND<12	ND<12	ND<12	ND<12	ND<12	ND<12	ND<12	ND<12	ND<12
MW-5															
01/06/03	--	--	--	--	--	--	--	--	--	--	ND<0.50	--	--	--	--
MW-7															
01/06/03	--	--	--	--	--	--	--	--	--	--	ND<50	--	--	--	--

Table 2 c
ADDITIONAL HISTORIC ANALYTICAL RESULTS
76 Station 1156

Date Sampled	Hexachlorobutadiene	Methylene chloride	Naphthalene	n-Propylbenzene	1,1,2,2-Tetrachloroethane	Tetrachloroethene (PCE)	Trichlorotrifluoroethane	1,2,4-Trichlorobenzene	1,1,1-Trichloroethane	1,1,2-Trichloroethane	Trichloroethene (TCE)	Trichlorofluoromethane	1,2,4-Trimethylbenzene	1,3,5-Trimethylbenzene	Vinyl chloride
	(µg/l)	(µg/l)	(µg/l)	(µg/l)	(µg/l)	(µg/l)	(µg/l)	(µg/l)	(µg/l)	(µg/l)	(µg/l)	(µg/l)	(µg/l)	(µg/l)	(µg/l)
MW-1															
07/20/99	--	--	600	--	--	--	--	--	--	--	--	--	--	--	--
09/28/99	--	--	534	--	--	--	--	--	--	--	--	--	1240	318	--
01/07/00	--	--	1050	371	--	--	--	--	--	--	--	--	2210	597	--
03/31/00	--	--	140	--	--	--	--	--	--	--	--	--	--	--	--
07/14/00	--	--	690	--	--	334	--	--	--	--	--	--	--	--	--
10/03/00	--	--	361	--	--	--	--	--	--	--	--	--	--	--	--
01/03/01	--	--	400	--	--	--	--	--	--	--	--	--	--	--	--
04/04/01	--	--	490	--	--	--	--	--	--	--	--	--	--	--	--
07/17/01	--	--	740	--	--	--	--	--	--	--	--	--	--	--	--
07/18/02	--	--	910	--	--	ND<0.60	--	--	--	--	--	--	--	--	--
07/07/03	--	--	850	--	--	ND<120	--	--	--	--	--	--	--	--	--
07/12/04	ND<2	ND<20	450	--	ND<10	ND<10	ND<10	ND<2	ND<10	ND<10	ND<10	ND<10	--	--	ND<10
07/08/05	ND<20	ND<5.0	250	--	ND<0.50	ND<0.50	ND<0.50	ND<20	ND<0.50	ND<0.50	0.73	ND<1.0	--	--	ND<0.50
07/28/06	--	ND<1.0	--	--	ND<0.50	ND<0.50	ND<0.50	--	ND<0.50	ND<0.50	ND<0.50	ND<0.50	--	--	ND<0.50
07/19/07	--	ND<100	--	--	ND<50	ND<50	ND<50	--	ND<50	ND<50	ND<50	ND<50	--	--	ND<50
07/03/08	--	ND<25	--	--	ND<12	ND<12	ND<12	--	ND<12	ND<12	ND<12	ND<12	--	--	ND<12
MW-5															
01/06/03	--	--	ND<10	--	--	ND<0.50	--	--	--	--	--	--	--	--	--
MW-7															
01/06/03	--	--	ND<10	--	--	ND<50	--	--	--	--	--	--	--	--	--

Table 2 d
ADDITIONAL HISTORIC ANALYTICAL RESULTS
76 Station 1156

Date Sampled	Acena- phthene (µg/l)	Acena- phthylene (svoc) (µg/l)	Anthra- cene (µg/l)	Benzo[a]- anthracene (µg/l)	Benzo[a]- pyrene (µg/l)	Benzo[b]- fluor- anthene (µg/l)	Benzo- [g,h,i]- perylene (µg/l)	Benzo[k]- fluor- anthene (µg/l)	Benzoic Acid (µg/l)	Benzyl Alcohol (µg/l)	Bis(2- chloro- ethoxy) methane (µg/l)	Bis(2- chloro- ethyl) ether (µg/l)	Bis(2- chloro- chloro- isopropyl)- ether (µg/l)	Bis(2-ethyl- hexyl) phthalate (µg/l)	4-Bromo- pheny phe- nyl ether (µg/l)
MW-1															
03/31/00	--	--	--	--	--	--	--	--	--	--	--	--	--	10	--
10/03/00	--	--	--	--	--	--	--	--	--	--	--	--	--	51.6	--
04/04/01	--	--	--	--	--	--	--	--	--	--	--	--	--	55	--
07/17/01	--	--	--	--	--	--	--	--	--	--	--	--	--	400	--
07/18/02	--	--	--	--	--	--	--	--	--	--	--	--	--	120	--
07/07/03	--	--	--	--	--	--	--	--	--	--	--	--	--	70	--
07/12/04	ND<2	--	ND<2	ND<2	ND<2	ND<2	ND<2	ND<2	--	--	--	--	--	ND<5	--
07/28/06	ND<10	ND<10	ND<10	ND<10	ND<10	ND<10	ND<10	ND<10	ND<50	ND<10	ND<10	ND<10	ND<10	33	ND<10
07/19/07	ND<2.2	ND<2.2	ND<2.2	ND<2.2	ND<2.2	ND<2.2	ND<2.2	ND<2.2	ND<11	ND<2.2	ND<2.2	ND<2.2	ND<2.2	ND<4.4	ND<2.2
07/03/08	ND<20	ND<20	ND<20	ND<20	ND<20	ND<20	ND<20	ND<20	ND<100	ND<20	ND<20	ND<20	ND<20	ND<40	ND<20
MW-5															
01/06/03	--	--	--	--	--	--	--	--	--	--	--	--	--	ND<5.0	--
MW-7															
01/06/03	--	--	--	--	--	--	--	--	--	--	--	--	--	ND<5.0	--

Table 2 e
ADDITIONAL HISTORIC ANALYTICAL RESULTS
76 Station 1156

Date Sampled	Butylbenzyl phthalate (µg/l)	1-Chloro-3-methylphenol (µg/l)	4-Chloroaniline (µg/l)	2-Chloronaphthalene (µg/l)	2-Chlorophenol (µg/l)	4-Chlorophenyl phenyl ether (µg/l)	Chrysene (µg/l)	Dibenzo[a,h]anthracene (µg/l)	Dibenzo-furan (µg/l)	1,2-Dichlorobenzene (svoc) (µg/l)	1,3-Dichlorobenzene (svoc) (µg/l)	1,4-Dichlorobenzene (svoc) (µg/l)	3,3-Dichlorobenzidine (µg/l)	2,4-Dichlorophenol (µg/l)	Diethyl phthalate (µg/l)
MW-1															
07/12/04	--	--	--	--	--	--	ND<2	ND<3	--	--	--	--	--	--	--
07/28/06	ND<10	ND<25	ND<10	ND<10	ND<10	ND<10	ND<10	ND<15	ND<10	ND<10	ND<10	ND<10	ND<50	ND<10	ND<10
07/19/07	ND<2.2	ND<5.5	ND<2.2	ND<2.2	ND<2.2	ND<2.2	ND<2.2	ND<3.3	ND<2.2	ND<2.2	ND<2.2	ND<2.2	ND<11	ND<2.2	ND<2.2
07/03/08	ND<20	ND<50	ND<20	ND<20	ND<20	ND<20	ND<20	ND<30	ND<20	ND<20	ND<20	ND<20	ND<100	ND<20	ND<20

Table 2 f
ADDITIONAL HISTORIC ANALYTICAL RESULTS
 76 Station 1156

Date Sampled	2,4-Dimethylphenol (µg/l)	Dimethyl phthalate (µg/l)	Di-n-butyl phthalate (µg/l)	2,4-Dinitrophenol (µg/l)	2,4-Dinitrotoluene (µg/l)	2,6-Dinitrotoluene (µg/l)	Di-n-octyl phthalate (µg/l)	Fluoranthene (µg/l)	Fluorene (µg/l)	Hexachlorobenzene (µg/l)	HCBD (svoc) (µg/l)	Hexachlorocyclopentadiene (µg/l)	Hexachloroethane (µg/l)	Indeno-[1,2,3-c,d]pyrene (µg/l)	Isophorone (µg/l)
MW-1															
07/12/04	--	--	--	--	--	--	--	ND<2	ND<2	--	--	--	--	ND<2	--
07/28/06	ND<10	ND<10	ND<10	ND<50	ND<10	ND<10	ND<10	ND<10	ND<10	ND<10	ND<5.0	ND<10	ND<10	ND<10	ND<10
07/19/07	ND<2.2	ND<2.2	ND<2.2	ND<11	ND<2.2	ND<2.2	ND<2.2	ND<2.2	ND<2.2	ND<2.2	ND<1.1	ND<2.2	ND<2.2	ND<2.2	ND<2.2
07/03/08	ND<20	ND<20	ND<20	ND<100	ND<20	ND<20	ND<20	ND<20	ND<20	ND<20	ND<20	ND<20	ND<20	ND<20	ND<20

Table 2 g
ADDITIONAL HISTORIC ANALYTICAL RESULTS
76 Station 1156

Date Sampled	2-Methyl-4,6-dinitrophenol	2-Methylnaphthalene	2-Methylphenol	4-Methylphenol	Naphthalene (svoc)	2-Nitroaniline	3-Nitroaniline	4-Nitroaniline	Nitrobenzene	2-Nitrophenol	4-Nitrophenol	N-nitrosodipropylamine	N-Nitrosodiphenylamine	Pentachlorophenol	Phenanthrene
	(µg/l)	(µg/l)	(µg/l)	(µg/l)	(µg/l)	(µg/l)	(µg/l)	(µg/l)	(µg/l)	(µg/l)	(µg/l)	(µg/l)	(µg/l)	(µg/l)	(µg/l)
MW-1															
07/20/99	--	240	--	27	--	--	--	--	--	--	--	--	--	--	--
09/28/99	--	87.4	26.4	35.6	--	--	--	--	--	--	--	--	--	--	--
01/07/00	--	315	--	--	--	--	--	--	--	--	--	--	--	--	--
03/31/00	--	73	31	18	--	--	--	--	--	--	--	--	--	--	--
07/14/00	--	300	--	--	--	--	--	--	--	--	--	--	--	--	--
10/03/00	--	98.1	--	28.9	--	--	--	--	--	--	--	--	--	--	--
01/03/01	--	180	--	--	--	--	--	--	--	--	--	--	--	--	--
04/04/01	--	78	--	--	--	--	--	--	--	--	--	--	--	--	--
07/17/01	--	290	47	25	--	--	--	--	--	--	--	--	--	--	--
07/18/02	--	420	13	25	--	--	--	--	--	--	--	--	--	--	--
07/07/03	--	260	ND<5.0	22	--	--	--	--	--	--	--	--	--	--	--
07/12/04	--	--	--	--	--	--	--	--	--	--	--	--	--	--	ND<2
07/28/06	--	280	ND<10	--	660	ND<10	ND<10	ND<25	ND<10	ND<10	ND<10	ND<10	ND<10	ND<50	ND<10
07/19/07	ND<11	230	29	--	770	ND<2.2	ND<2.2	ND<5.5	ND<2.2	ND<2.2	ND<2.2	ND<2.2	ND<2.2	ND<11	ND<2.2
07/03/08	ND<100	270	ND<20	--	750	ND<20	ND<20	ND<50	ND<20	ND<20	ND<20	ND<20	ND<20	ND<100	ND<20
MW-5															
01/06/03	--	ND<5.0	ND<5.0	ND<5.0	--	--	--	--	--	--	--	--	--	--	--
MW-7															
01/06/03	--	ND<5.0	ND<5.0	ND<5.0	--	--	--	--	--	--	--	--	--	--	--

Table 2 h
ADDITIONAL HISTORIC ANALYTICAL RESULTS
76 Station 1156

Date Sampled	Phenol (µg/l)	Pyrene (µg/l)	1,2,4- Trichloro- benzene (svoc) (µg/l)	2,4,6- Trichloro- phenol (µg/l)	2,4,5- Trichloro- phenol (µg/l)
MW-1					
07/12/04	--	ND<2	--	--	--
07/28/06	ND<10	ND<10	ND<10	ND<25	ND<25
07/19/07	ND<2.2	ND<2.2	ND<2.2	ND<5.5	ND<5.5
07/03/08	ND<20	ND<20	ND<20	ND<50	ND<50