



RO 486

Denis L. Brown

August 18, 2005

Jerry Wickham  
Alameda County Health Care Services Agency  
1131 Harbor Bay Parkway, Suite 250  
Alameda, CA 94502-6577

**Shell Oil Products US**  
HSE - Environmental Services  
20945 S. Wilmington Ave.  
Carson, CA 90810-1039  
Tel (707) 865 0251  
Fax (707) 865 2542  
Email [denis.l.brown@shell.com](mailto:denis.l.brown@shell.com)

Re: Third Quarter 2005 Monitoring Report  
Former Shell Service Station  
4255 MacArthur Blvd.  
Oakland, California  
SAP Code 135701  
Incident No. 98995758  
ACHCSA # 3769

**Alameda County**  
**AUG 22 2005**  
**Environmental Health**

Dear Mr. Wickham:

Attached for your review and comment is a copy of the *Third Quarter 2005 Monitoring Report* for the above referenced site. Upon information and belief, I declare, under penalty of perjury, that the information contained in the attached document is true and correct.

If you have any questions or concerns, please call me at (707) 865-0251.

Sincerely,

Denis L. Brown  
Sr. Environmental Engineer

August 18, 2005

Jerry Wickham  
Alameda County Health Care Services Agency  
1131 Harbor Bay Parkway, Suite 250  
Alameda, California 94502-6577

Re: **Third Quarter 2005 Monitoring Report**  
Former Shell-branded Service Station  
4255 MacArthur Boulevard  
Oakland, California  
Incident #98995758  
Cambria Project #247-0524-002  
ACHCSA Case #3769

Alameda County  
AUG 22 2005  
Environmental Health



Dear Mr. Wickham:

On behalf of Equilon Enterprises LLC dba Shell Oil Products US (Shell), Cambria Environmental Technology, Inc. (Cambria) is submitting this groundwater monitoring report in accordance with the reporting requirements of 23 CCR 2652d.

## HYDROCARBON REMOVAL SUMMARY

**Groundwater Extraction (GWE):** Monthly GWE using a vacuum truck was conducted intermittently at the site from April 1999 until September 2003. Mobile GWE vacuum operations consist of lowering dedicated stingers into selected monitoring wells and extracting fluids using a vacuum truck. The volume of extracted fluid is recorded and used to calculate the quantity of aqueous-phase hydrocarbon removed from the subsurface. To date, an estimated 15.1 pounds of liquid-phase hydrocarbons and 26.8 pounds of liquid-phase methyl tert-butyl ether (MTBE) have been removed from the site. GWE was discontinued at the site after September 2003 due to low pumping volumes.

**Dual Phase Vapor Extraction (DVE):** DVE is the process of applying high vacuum through an airtight well seal to simultaneously extract soil vapors from the vadose zone and enhance GWE from the saturated zone. For mobile DVE, a vacuum truck is used to create the vacuum and contain extracted fluids. Mobile DVE augmented hydrocarbon removal efforts from November 2000 to June 2001, from April 2002 through September 2003, and from July 2003 through September 2003. DVE was discontinued after September 2003 due to decreased mass removal. To date, the system has removed an estimated 26.4 pounds of vapor-phase hydrocarbons.

**Cambria  
Environmental  
Technology, Inc.**

5900 Hollis Street  
Suite A  
Emeryville, CA 94608  
Tel (510) 420-0700  
Fax (510) 420-9170

**Separate Phase Hydrocarbons (SPH):** SPH were observed periodically in wells MW-2 and MW-3 between 1994 and 1997. During that time, an estimated total of 21.8 pounds of SPH was removed from monitoring wells by manual bailing. SPH were observed in well MW-3 in the third quarter of 2002. During the fourth quarter of 2003, the first and third quarters of 2004, and the third quarter 2005, SPH were observed in wells MW-2 and MW-3.

The table below summarizes the aqueous-, separate-, and vapor-phase hydrocarbon removal data for the site.

Mass Removal	Cumulative MTBE (lbs)	Cumulative Hydrocarbons (lbs)
Aqueous-Phase	26.8	15.1
Vapor-Phase	0.3	26.4
Separate-Phase	0.0	21.8
Total	27.1	63.3


### THIRD QUARTER 2005 ACTIVITIES

**Groundwater Monitoring:** Blaine Tech Services, Inc. (Blaine) of San Jose, gauged and sampled the site wells, calculated groundwater elevations, and compiled the gasoline constituents analytical data. Cambria prepared a vicinity map which includes previously submitted well survey information (Figure 1) and a groundwater elevation contour map (Figure 2). Blaine's report, presenting the laboratory report and supporting field documents, is included as Attachment A.

**Joint Groundwater Sampling:** Cambria coordinated joint groundwater sampling with the adjacent ConocoPhillips (COP) service station #1156, located at the corner of High Street and MacArthur Boulevard, and used the coordinated sampling data to determine the groundwater elevation contours shown on Figure 2. Attachment B presents the COP groundwater monitoring data and analytical results tables.

**Additional Oxygenate Analysis:** At Shell's request, groundwater samples collected during the third quarter 2005 monitoring event were also analyzed for di-isopropyl ether (DIPE), ethyl tertiary butyl ether (ETBE), tertiary amyl methyl ether (TAME), and tertiary butyl alcohol (TBA). No DIPE, ETBE, or TAME was detected in any of the samples. TBA was detected in samples from wells MW-1, MW-2, MW-3, MW-4, and MW-5 at concentrations of 510 parts per

billion (ppb), 25,000 ppb, 1,900 ppb, 9,600 ppb, and 18 ppb, respectively. Analytical results are included in Attachment A.



**Subsurface Investigation:** Cambria's May 17, 2004 *Subsurface Investigation Work Plan Addendum* revised the original September 22, 2003 work plan to investigate the extent of SPH in the subsurface. On April 5 and 6, 2005, Cambria completed the investigation proposed in the revised work plan. Cambria oversaw the advancement of 11 cone penetrometer test (CPT) soil borings (CPT-1 through CPT-11) and 2 direct-push Geoprobe® soil borings (SB-3 and SB-4, not shown on Figure 2 for clarity) at the site. At each CPT location, an ultraviolet induced fluorescence module was used to identify hydrocarbons in the subsurface. No evidence of an SPH plume was found during the investigation. However, two zones of hydrocarbon contamination were identified in most of the completed CPT borings. Investigation details were included in Cambria's June 6, 2005 *Subsurface Investigation Report*.

#### **ANTICIPATED FOURTH QUARTER 2005 ACTIVITIES**

**Groundwater Monitoring:** Blaine will gauge and sample all wells and tabulate the data Cambria will prepare a monitoring report.

**Joint Groundwater Sampling:** Cambria will continue to coordinate joint sampling with the adjacent COP site and use the coordinated sampling data to determine groundwater elevation contours.

**Discontinue Biological Parameter Monitoring:** Bioattenuation parameters have been monitored annually in the third quarter at the site. Results (Table 1) indicate that biodegradation is occurring at the site, and therefore, Cambria stated in its third quarter 2003 monitoring report that analysis for these parameters would be discontinued as of 2004. However, there was no comment from Alameda County Health Care Services Agency (ACHCSA) on this proposal, and annual analysis of bioattenuation parameters continued. Analysis for these parameters will be discontinued effective fourth quarter 2005.

**Additional Investigation:** Based on the results of the second quarter 2005 CPT investigation, on June 27, 2005 Cambria submitted to ACHCSA a work plan for advancing four additional borings (SB-5 through SB-8) with depth-discrete soil and groundwater sampling at each location. The sampling will be completed to further investigate the vertical and lateral extent of petroleum hydrocarbons in groundwater beneath the site. This information will then be used to determine


the screened intervals for any new wells deemed necessary to provide monitoring of dissolved hydrocarbon concentrations for each location. The work plan was approved in an August 8, 2005 letter from ACHCSA. Cambria will perform the investigation during fourth quarter 2005.

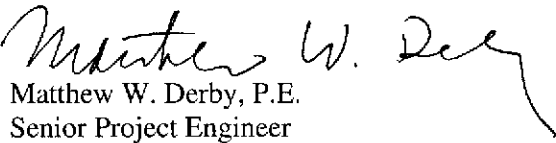
**CLOSING**

We appreciate the opportunity to work with you on this project. Please call David Gibbs at (510) 420-3363 if you have any questions or comments.



Sincerely,  
**Cambria Environmental Technology, Inc**

  
David M. Gibbs, P.G.  
Project Geologist

  
Matthew W. Derby, P.E.  
Senior Project Engineer



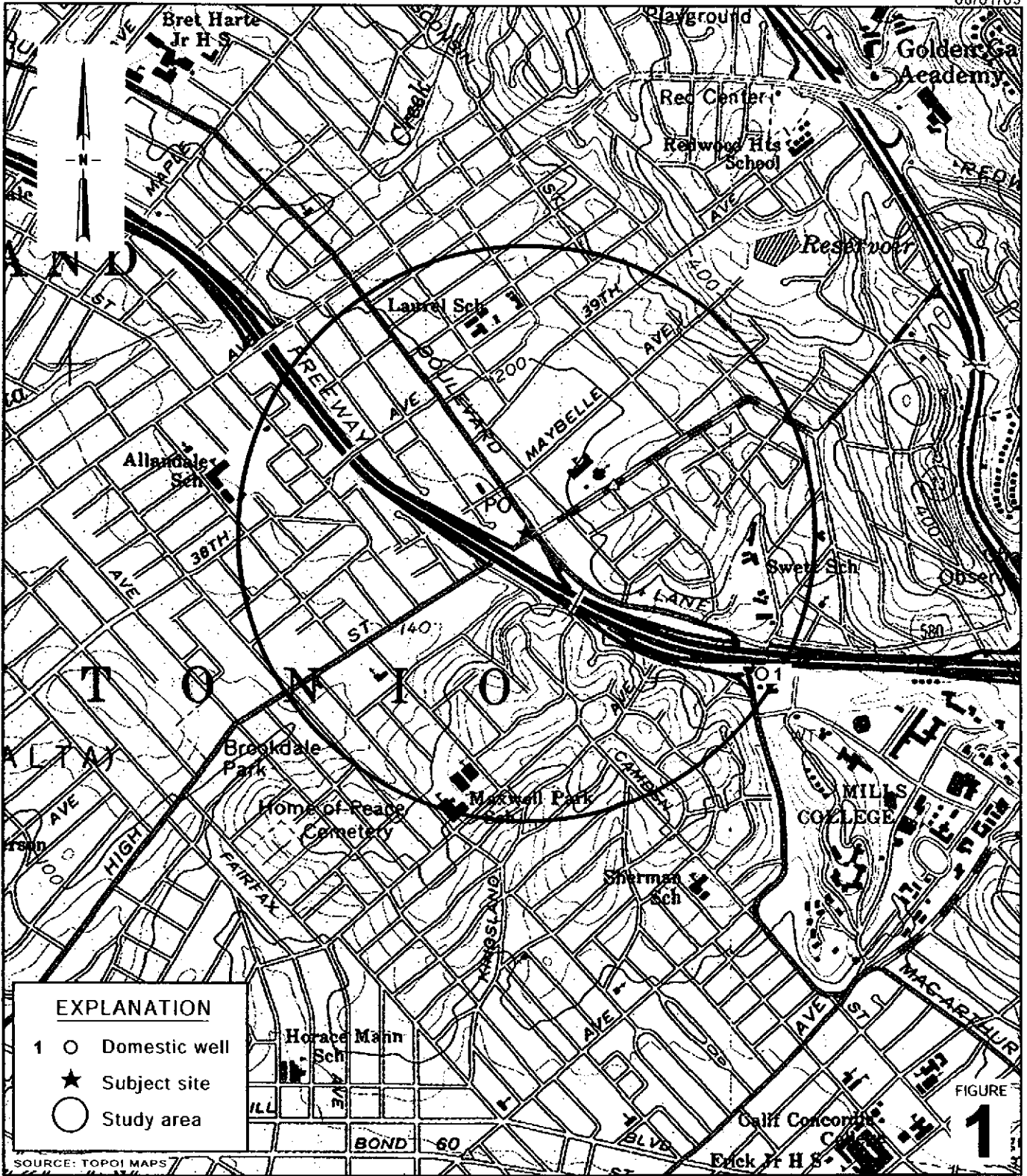
Figures: 1 - Vicinity/Area Well Survey Map  
2 - Groundwater Elevation Contour Map

Table: 1 - Groundwater Analytical Data – Bioattenuation Parameters

Attachments: A - Blaine Groundwater Monitoring Report and Field Notes  
B - COP 76 Service Station #1156 – Groundwater Monitoring Data and Analytical Results

cc: Denis Brown, Shell Oil Products US, 20945 S. Wilmington Ave., Carson, CA 90810  
Roland C. Malone, Jr., PO Box 2744, Castro Valley, CA 94546  
Kenneth Williams, MacArthur/High Trailer Park, c/o Bookkeeping, 332 Peyton Dr.,  
Hayward, CA 94544  
Thomas H. Kosel, ConocoPhillips Company, 76 Broadway, Sacramento, CA 95818

G:\OAKLAND\4255MACARTHUR\FIGURES\VIC-WELL-SURVEY.A1

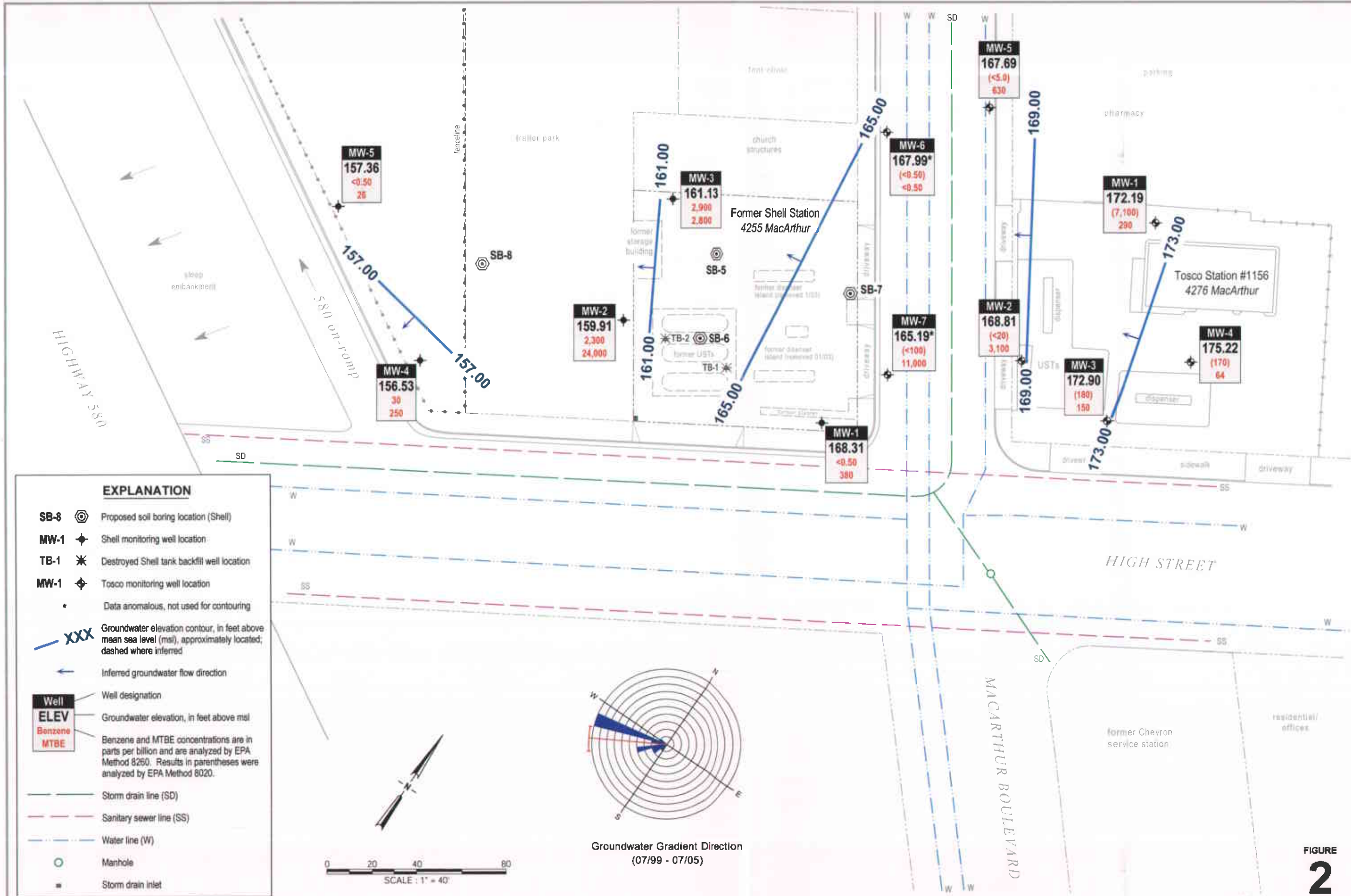


**Former Shell Service Station**  
 4255 MacArthur Boulevard  
 Oakland, California  
 Incident No.98995758



C A M B R I A

**Vicinity/Area Well  
 Survey Map**  
 (1/2 Mile Radius)



**Table 1. Groundwater Analytical Data - Bioattenuation Parameters - Shell-branded Service Station, Incident #98995758, 4255 MacArthur Boulevard, Oakland, California**

Well ID	Date	ORP (mV)	DO	Total Alkalinity	Ferrous Iron	Nitrate as Nitrate	Sulfate	Notes
MW-1	07/17/98	---	0.8	460	1.6	<1.0	12	
	07/23/99	---	1.0	480	0.790	7.49	28.6	
	07/26/00	-140	13.2	92.9	<0.0100	7.80	387	
	07/24/01	43	>20	530	<0.10	6.6	35	DO reading off-scale
	07/07/03	16	0.5	(490)	(<0.20)	1.7	19	
	07/12/04	72	0.5	490	<0.20	<1.0	17	
	07/08/05	12	1.1	520	0.730	<1.0	18	
MW-2	07/17/98	---	---	---	---	---	---	SPH
	07/23/99	---	1.4	440	26.0	<1.00	3.24	
	07/26/00	113	2.2	26.5	3.74	7.59	399	
	07/24/01	53	0.2	510	0.22	0.35	1.0	
	07/07/03	-17	1.3	(460)	(2.8)	<1.0	<1.0	
	07/08/05	-41	0.0	480	6.8	<1.0	<2.0	
MW-3	07/17/98	---	1.3	860	5.3	<1.0	6.5	
	07/17/98	---	1.3	860	5.4	<1.0	5.8	duplicate
	07/23/99	---	1.3	920	76.0	<1.00	4.23	
	07/26/00	-70	0.9	440	4.04	<1.00	355	
	07/24/01	29	0.4	940	<0.10	0.73	3.4	
	07/07/03	-11	1.0	(700)	(4.7)	<1.0	<1.0	
	07/08/05	-51	0.1	720	17.00	<1.0	<2.0	
MW-4	07/17/98	---	1.4	630	2.8	<1.0	13	
	07/23/99	---	0.9	620	46.0	7.41	6.03	
	07/26/00	-137	1.4	228	0.223	6.30	372	
	07/24/01	106	0.5	650	0.14	0.91	4.9	
	07/07/03	-3	0.5	(490)	(0.65)	<1.0	4.3	
	07/12/04	142	0.5	430	<0.20	<1.0	3.7	
	07/08/05	71	0.6	600	1.50	<1.0	<2.0	
MW-5	07/07/03	-17	0.3	(360)	(0.66)	8.2	26	



**Table 1. Groundwater Analytical Data - Bioattenuation Parameters - Shell-branded Service Station, Incident #98995758, 4255 MacArthur Boulevard, Oakland, California**

Well ID	Date	ORP (mV)	DO	Total Alkalinity	Ferrous Iron		Nitrate as Nitrate		Sulfate	Notes
					(Concentrations in mg/L)					
	07/12/04	90	0.4	240	<0.20		5.8		24	
	07/08/05	81	1.2	330	0.790		3.6		23	
TB-2	07/24/01	-51	0.4	530	<0.10		2.7		1.5	

**Abbreviations & Notes:**

ORP = Oxidation reduction potential, measured pre-purge

mV = Millivolts

DO = Dissolved oxygen, measured pre-purge

mg/L = Milligrams per liter

SPH = Separate-phase hydrocarbons in well; not sampled

--- = Not analyzed / Not available

<n = Below detection limit of n mg/L

Total alkalinity by EPA Method 310.2, concentrations in mg CaCO<sub>3</sub>/L. Results in parenthesis by EPA Method SM2320B, concentrations in mg CaCO<sub>3</sub>/L.

Ferrous iron by EPA Method 200.7. Results in parenthesis analyzed by EPA Method 6010B.

Nitrate as nitrate and sulfate by EPA Method 300.0

**ATTACHMENT A**  
**Blaine Groundwater Monitoring Report**  
**and Field Notes**

---

**BLAINE**  
TECH SERVICES INC

---

GROUNDWATER SAMPLING SPECIALISTS  
SINCE 1985

July 27, 2005

Denis Brown  
Shell Oil Products US  
20945 South Wilmington Avenue  
Carson, CA 90810

Third Quarter 2005 Groundwater Monitoring at  
Shell-branded Service Station  
4255 MacArthur Boulevard  
Oakland, CA

Monitoring performed on July 8, 2005

---

Groundwater Monitoring Report **050708-DA-2**

This report covers the routine monitoring of groundwater wells at this Shell-branded facility. In accordance with standard procedures that conform to Regional Water Quality Control Board requirements, routine field data collection includes depth to water, total well depth, thickness of any separate immiscible layer, water column volume, calculated purge volume (if applicable), elapsed evacuation time (if applicable), total volume of water removed (if applicable), and standard water parameter instrument readings. Sample material is collected, contained, stored, and transported to the laboratory in conformance with EPA standards. Purgewater (if applicable) is, likewise, collected and transported to the Martinez Refining Company.

Basic field information is presented alongside analytical values excerpted from the laboratory report in the cumulative table of **WELL CONCENTRATIONS**. The full analytical report for the most recent samples and the field data sheets are attached to this report.

At a minimum, Blaine Tech Services, Inc. field personnel are certified on completion of a forty hour Hazardous Materials and Emergency Response training course per 29 CFR 1910.120. Field personnel are also enrolled in annual eight-hour refresher courses.

**WELL CONCENTRATIONS**  
**Shell-branded Service Station**  
**4255 MacArthur Boulevard**  
**Oakland, CA**

Well ID	Date	TPPH (ug/L)	B (ug/L)	T (ug/L)	E (ug/L)	X (ug/L)	MTBE 8020 (ug/L)	MTBE 8260 (ug/L)	DIPE (ug/L)	ETBE (ug/L)	TAME (ug/L)	TBA (ug/L)	Ethanol (ug/L)	TOC (MSL)	Depth to Water (ft.)	Depth to SPH (ft.)	GW Elevation (MSL)	SPH Thickness (ft.)	DO Reading (ppm)	ORP Reading (mV)
---------	------	----------------	-------------	-------------	-------------	-------------	------------------------	------------------------	----------------	----------------	----------------	---------------	-------------------	--------------	----------------------------	--------------------------	--------------------------	---------------------------	------------------------	------------------------

Abbreviations:

TPPH = Total petroleum hydrocarbons as gasoline by EPA Method 8260B; prior to July 24, 2001, analyzed by EPA Method 8015.

BTEX = Benzene, toluene, ethylbenzene, xylenes by EPA Method 8260B; prior to July 24, 2001, analyzed by EPA Method 8020.

MTBE = Methyl tertiary butyl ether

DIPE = Di-isopropyl ether, analyzed by EPA Method 8260

ETBE = Ethyl tertiary butyl ether, analyzed by EPA Method 8260

TAME = Tertiary amyl methyl ether, analyzed by EPA Method 8260

TBA = Tertiary butyl alcohol, analyzed by EPA Method 8260

TOC = Top of Casing Elevation

SPH = Separate-Phase Hydrocarbons

GW = Groundwater

ug/L = Parts per billion

MSL = Mean sea level

ft. = Feet

<n = Below detection limit

(D) = Duplicate sample

NA = Not applicable

DO = Dissolved Oxygens

ppm = Parts per million

ORP = Oxidation Reduction Potential

mV = Millivolts

Notes:

a = Ground water surface had a sheen when sampled.

b = MTBE value is estimated by Sequoia Analytical of Redwood City, CA.

\* = Sample analyzed outside the EPA recommended holding time.

Ethanol analyzed by EPA Method 8260B.

Site surveyed March 14, 2002 by Virgil Chavez Land Surveying of Vallejo, CA.

When separate-phase hydrocarbons are present, ground water elevation is adjusted using the relation: Corrected ground water elevation = Top-of-Casing Elevation - Depth to Water + (0.8 x Hydrocarbon Thickness).

**WELL CONCENTRATIONS**  
**Shell-branded Service Station**  
**4255 MacArthur Boulevard**  
**Oakland, CA**

Well ID	Date	TPPH (ug/L)	B (ug/L)	T (ug/L)	E (ug/L)	X (ug/L)	MTBE 8020 (ug/L)	MTBE 8260 (ug/L)	DIPE (ug/L)	ETBE (ug/L)	TAME (ug/L)	TBA (ug/L)	Ethanol (ug/L)	TOC (MSL)	Depth to Water (ft.)	Depth to SPH (ft.)	GW Elevation (MSL)	SPH Thickness (ft.)	DO Reading (ppm)	ORP Reading (mV)
TB-1	11/1/1999	NA	NA	NA	NA	NA	NA	NA	NA	NA	NA	NA	NA	NA	12.65	NA	NA	NA	0.2	-165
TB-1	1/17/2000	NA	NA	NA	NA	NA	NA	NA	NA	NA	NA	NA	NA	NA	7.72	NA	NA	NA	0.8	-178
TB-1	4/17/2000	NA	NA	NA	NA	NA	NA	NA	NA	NA	NA	NA	NA	NA	7.65	NA	NA	NA	0.5	-152
TB-1	7/26/2000	NA	NA	NA	NA	NA	NA	NA	NA	NA	NA	NA	NA	NA	5.13	NA	NA	NA	1.0	-124
TB-1	10/12/2000	NA	NA	NA	NA	NA	NA	NA	NA	NA	NA	NA	NA	NA	5.20	NA	NA	NA	0.7	-73
TB-1	1/15/2001	NA	NA	NA	NA	NA	NA	NA	NA	NA	NA	NA	NA	NA	5.09	NA	NA	NA	1.2	-118
TB-1	4/9/2001	NA	NA	NA	NA	NA	NA	NA	NA	NA	NA	NA	NA	NA	4.96	NA	NA	NA	1.0	-72
TB-1	7/24/2001	NA	NA	NA	NA	NA	NA	NA	NA	NA	NA	NA	NA	NA	6.03	NA	NA	NA	1.4	31
TB-1	10/31/2001	1,000	85	<10	<10	42	NA	4,100	NA	NA	NA	NA	NA	NA	5.89	NA	NA	NA	1.8	88
TB-1	1/10/2002	5,000	410	390	65	620	NA	9,000	NA	NA	NA	NA	NA	NA	7.47	NA	NA	NA	2.0	95
TB-1	4/25/2002	5,000	780	60	49	91	NA	6,000	NA	NA	NA	NA	NA	NA	11.71	NA	NA	NA	1.7	-136
TB-1	7/18/2002	Insufficient water		NA	NA	NA	NA	NA	NA	NA	NA	NA	NA	NA	13.50	NA	NA	NA	NA	NA
TB-1	10/7/2002	4,600	480	36	98	200	NA	4,000	NA	NA	NA	NA	NA	NA	12.95	NA	NA	NA	1.6	-48
TB-1	1/6/2003	130	30	<0.50	<0.50	0.78	NA	330	NA	NA	NA	NA	NA	NA	5.56	NA	NA	NA	0.4	-20
TB-2	4/29/1999	NA	NA	NA	NA	NA	NA	NA	NA	NA	NA	NA	NA	NA	4.76	NA	NA	NA	4.2	-108
TB-2	11/1/1999	NA	NA	NA	NA	NA	NA	NA	NA	NA	NA	NA	NA	NA	11.33	NA	NA	NA	0.5	-148
TB-2	1/17/2000	NA	NA	NA	NA	NA	NA	NA	NA	NA	NA	NA	NA	NA	9.79	NA	NA	NA	0.7	-162
TB-2	4/17/2000	NA	NA	NA	NA	NA	NA	NA	NA	NA	NA	NA	NA	NA	9.75	NA	NA	NA	0.9	-121
TB-2	7/26/2000	NA	NA	NA	NA	NA	NA	NA	NA	NA	NA	NA	NA	NA	4.73	NA	NA	NA	0.9	-85
TB-2	10/12/2000	NA	NA	NA	NA	NA	NA	NA	NA	NA	NA	NA	NA	NA	4.05	NA	NA	NA	0.6	-47
TB-2	1/15/2001	NA	NA	NA	NA	NA	NA	NA	NA	NA	NA	NA	NA	NA	3.87	NA	NA	NA	0.7	-91
TB-2	4/9/2001	46,600	1,240	1,310	1,110	12,100	31,300	NA	NA	NA	NA	NA	NA	NA	3.76	NA	NA	NA	0.8	-24
TB-2	7/24/2001	11,000	630	<25	310	200	NA	11,000	NA	NA	NA	NA	NA	NA	4.75	NA	NA	NA	0.4	-51
TB-2	10/31/2001	7,500	530	1,500	100	500	NA	2,500	NA	NA	NA	NA	NA	NA	4.24	NA	NA	NA	0.6	-7
TB-2	1/10/2002	<5,000	480	47	34	110	NA	12,000	NA	NA	NA	NA	NA	NA	6.26	NA	NA	NA	1.3	-81
TB-2	4/25/2002	4,700	470	140	<20	80	NA	7,400	NA	NA	NA	NA	NA	NA	11.78	NA	NA	NA	0.9	-107
TB-2	7/18/2002	7,500	630	650	<25	390	NA	44,000	NA	NA	NA	NA	NA	NA	12.34	NA	NA	NA	0.9	-67
TB-2	10/7/2002	<10,000	580	<100	<100	180	NA	30,000	NA	NA	NA	NA	NA	NA	11.62	NA	NA	NA	1.0	-41
TB-2	1/6/2003	120	4.8	<0.50	<0.50	2.0	NA	220	NA	NA	NA	NA	NA	NA	4.35	NA	NA	NA	0.5	-515

**WELL CONCENTRATIONS**  
**Shell-branded Service Station**  
**4255 MacArthur Boulevard**  
**Oakland, CA**

Well ID	Date	TPPH (ug/L)	B (ug/L)	T (ug/L)	E (ug/L)	X (ug/L)	MTBE 8020 (ug/L)	MTBE 8260 (ug/L)	DIPE (ug/L)	ETBE (ug/L)	TAME (ug/L)	TBA (ug/L)	Ethanol (ug/L)	TOC (MSL)	Depth to Water (ft.)	Depth to SPH (ft.)	GW Elevation (MSL)	SPH Thickness (ft.)	DO Reading (ppm)	ORP Reading (mV)
MW-4	1/10/2002	<2,000	<20	<20	<20	<20	NA	12,000	NA	NA	NA	NA	NA	164.06	8.53	NA	155.53	NA	8.9	224
MW-4	4/25/2002	<2,000	<20	<20	<20	<20	NA	7,900	NA	NA	NA	NA	NA	164.06	7.33	NA	156.73	NA	3.6	-84
MW-4	7/18/2002	<2,000	<20	<20	<20	<20	NA	7,200	NA	NA	NA	NA	NA	164.06	9.05	NA	155.01	NA	1.7	120
MW-4	10/7/2002	<1,000	<10	<10	<10	<10	NA	3,300	NA	NA	NA	NA	NA	164.03	9.06	NA	154.97	NA	2.5	33
MW-4	1/6/2003	<500	21	<5.0	<5.0	<5.0	NA	2,500	NA	NA	NA	NA	NA	164.03	7.09	NA	156.94	NA	0.5	55
MW-4	4/7/2003	<2,500	<25	<25	<25	<50	NA	1,700	NA	NA	NA	5,900	NA	164.03	8.26	NA	155.77	NA	1.2	69
MW-4	7/7/2003	<2,500	<25	<25	<25	<50	NA	860	NA	NA	NA	6,900	NA	164.03	8.92	NA	155.11	NA	0.5	-3
MW-4	10/9/2003	<500	<5.0	<5.0	<5.0	<10	NA	420	NA	NA	NA	6,700	NA	164.03	8.91	NA	155.12	NA	0.7	171
MW-4	1/14/2004	<1,000	24	<10	<10	<20	NA	500	NA	NA	NA	7,200	NA	164.03	8.34	NA	155.69	NA	1.2	140
MW-4	4/28/2004	<500	6.0	<5.0	<5.0	<10	NA	310	NA	NA	NA	5,200	NA	164.03	7.55	NA	156.48	NA	0.4	69
MW-4	7/12/2004	<500	11	<5.0	7.8	<10	NA	370	<20	<20	<20	5,900	<500	164.03	8.12	NA	155.91	NA	0.5	142
MW-4	10/25/2004	<500	<5.0	<5.0	5.6	<10	NA	280	NA	NA	NA	4,300	NA	164.03	7.85	NA	156.18	NA	1.90	-70
MW-4	1/17/2005	<1,000	56	<10	10	<20	NA	380	NA	NA	NA	8,400	NA	164.03	6.08	NA	157.95	NA	0.4	6
MW-4	4/6/2005	<1,000	52	<10	11	<20	NA	450	NA	NA	NA	12,000	NA	164.03	8.10	NA	155.93	NA	0.49	11
MW-4	7/8/2005	<400	30	<4.0	6.0	<4.0	NA	250	<4.0	<4.0	<4.0	9,600	<40	164.03	7.50	NA	156.53	NA	0.6	71
MW-5	1/4/2002	NA	NA	NA	NA	NA	NA	NA	NA	NA	NA	NA	NA	NA	5.62	NA	NA	NA	NA	NA
MW-5	1/10/2002	<50	<0.50	<0.50	<0.50	<0.50	NA	110	NA	NA	NA	NA	NA	164.06	5.88	NA	158.18	NA	3.3	172
MW-5	4/25/2002	<50	<0.50	<0.50	<0.50	<0.50	NA	73	NA	NA	NA	NA	NA	164.06	6.81	NA	157.25	NA	0.3	-44
MW-5	7/18/2002	<50	<0.50	<0.50	<0.50	<0.50	NA	75	NA	NA	NA	NA	NA	164.06	7.38	NA	156.68	NA	0.4	170
MW-5	10/7/2002	<50	<0.50	<0.50	<0.50	<0.50	NA	41	NA	NA	NA	NA	NA	164.14	6.75	NA	157.39	NA	1.5	16
MW-5	1/6/2003	<50	<0.50	<0.50	<0.50	<0.50	NA	81	NA	NA	NA	NA	NA	164.14	5.96	NA	158.18	NA	0.6	166
MW-5	4/7/2003	<50	<0.50	<0.50	<0.50	<1.0	NA	77	NA	NA	NA	28	NA	164.14	6.51	NA	157.63	NA	0.8	174
MW-5	7/7/2003	<50	<0.50	<0.50	<0.50	<1.0	NA	32	NA	NA	NA	23	NA	164.14	6.44	NA	157.70	NA	0.3	-17
MW-5	10/9/2003	<50	<0.50	<0.50	<0.50	<1.0	NA	59	NA	NA	NA	40	NA	164.14	7.05	NA	157.09	NA	0.9	17
MW-5	1/14/2004	<50	<0.50	0.76	<0.50	<1.0	NA	47	NA	NA	NA	17	NA	164.14	6.29	NA	157.85	NA	1.6	209
MW-5	4/28/2004	<50	<0.50	<0.50	<0.50	<1.0	NA	31	NA	NA	NA	11	NA	164.14	6.84	NA	157.30	NA	0.4	136
MW-5	7/12/2004	<50	<0.50	<0.50	<0.50	<1.0	NA	47	<2.0	<2.0	<2.0	12	<50	164.14	7.57	NA	156.57	NA	0.4	90
MW-5	10/25/2004	<50	<0.50	<0.50	<0.50	<1.0	NA	41	NA	NA	NA	13	NA	164.14	6.50	NA	157.64	NA	1.74	-21
MW-5	1/17/2005	<50	<0.50	<0.50	<0.50	<1.0	NA	41	NA	NA	NA	12	NA	164.14	5.83	NA	158.31	NA	0.1	-7
MW-5	4/6/2005	<50	<0.50	<0.50	<0.50	<1.0	NA	12	NA	NA	NA	<5.0	NA	164.14	5.91	NA	158.23	NA	1.05	-62
MW-5	7/8/2005	<50	<0.50	<0.50	<0.50	<0.50	NA	26	<0.50	<0.50	<0.50	18	<5.0	164.14	6.78	NA	157.36	NA	1.2	81
TB-1	4/29/1999	NA	NA	NA	NA	NA	NA	NA	NA	NA	NA	NA	NA	NA	6.00	NA	NA	NA	3.8	-132

**WELL CONCENTRATIONS**  
**Shell-branded Service Station**  
**4255 MacArthur Boulevard**  
**Oakland, CA**

Well ID	Date	TPPH (ug/L)	B (ug/L)	T (ug/L)	E (ug/L)	X (ug/L)	MTBE 8020 (ug/L)	MTBE 8260 (ug/L)	DIPE (ug/L)	ETBE (ug/L)	TAME (ug/L)	TBA (ug/L)	Ethanol (ug/L)	TOC (MSL)	Depth to Water (ft.)	Depth to SPH (ft.)	GW Elevation (MSL)	SPH Thickness (ft.)	DO Reading (ppm)	ORP Reading (mV)
MW-4	11/17/1994	NA	NA	NA	NA	NA	NA	NA	NA	NA	NA	NA	NA	164.06	6.62	NA	157.44	NA	NA	NA
MW-4	11/28/1994	2,900	200	17	76	260	NA	NA	NA	NA	NA	NA	NA	164.06	6.11	NA	157.95	NA	NA	NA
MW-4	1/13/1995	1,900	130	5.6	13	40	NA	NA	NA	NA	NA	NA	NA	164.06	6.05	NA	158.01	NA	NA	NA
MW-4	4/12/1995	680	150	<2.0	10	13	NA	NA	NA	NA	NA	NA	NA	164.06	6.31	NA	157.75	NA	NA	NA
MW-4	7/25/1995	340	100	0.8	8.8	3	NA	NA	NA	NA	NA	NA	NA	164.06	7.36	NA	156.70	NA	NA	NA
MW-4	10/18/1995	150	31	<0.5	3.5	0.8	NA	NA	NA	NA	NA	NA	NA	164.06	8.54	NA	155.52	NA	NA	NA
MW-4	1/17/1996	290	14	<0.5	1.8	0.8	NA	NA	NA	NA	NA	NA	NA	164.06	8.48	NA	155.58	NA	NA	NA
MW-4	4/25/1996	<500	65	<5	<5	<5	1,700	NA	NA	NA	NA	NA	NA	164.06	7.40	NA	156.66	NA	NA	NA
MW-4 (D)	4/25/1996	<500	66	<5	8.7	<5	1,500	NA	NA	NA	NA	NA	NA	164.06	7.40	NA	156.66	NA	NA	NA
MW-4	7/17/1996	<500	84	<5.0	6.5	<5.0	1,500	NA	NA	NA	NA	NA	NA	164.06	7.75	NA	156.31	NA	NA	NA
MW-4 (D)	7/17/1996	<500	54	<5.0	<5.0	<5.0	1,700	2,100	NA	NA	NA	NA	NA	164.06	7.75	NA	156.31	NA	NA	NA
MW-4	10/1/1996	<500	1.9	<5.0	<5.0	<5.0	3,000	NA	NA	NA	NA	NA	NA	164.06	8.82	NA	155.24	NA	NA	NA
MW-4	1/22/1997	580	130	<2.5	18	5.2	1,200	NA	NA	NA	NA	NA	NA	164.06	7.51	NA	156.55	NA	NA	NA
MW-4	4/8/1997	770	200	7	26	55	1,500	8	NA	NA	NA	NA	NA	164.06	7.18	NA	156.88	NA	NA	NA
MW-4	7/8/1997	570	78	<5.0	14	11	1,200	NA	NA	NA	NA	NA	NA	164.06	9.00	NA	155.06	NA	NA	NA
MW-4 (D)	7/8/1997	640	81	<5.0	16	19	1,600	NA	NA	NA	NA	NA	NA	164.06	9.00	NA	155.06	NA	NA	NA
MW-4	10/8/1997	<500	40	<5.0	7.4	5.4	1,400	NA	NA	NA	NA	NA	NA	164.06	8.97	NA	155.09	NA	NA	NA
MW-4 (D)	10/8/1997	<500	36	<5.0	5.9	<5.0	1,400	NA	NA	NA	NA	NA	NA	164.06	8.97	NA	155.09	NA	NA	NA
MW-4	1/8/1998	<1,000	55	<10	13	<10	2,000	NA	NA	NA	NA	NA	NA	164.06	7.90	NA	156.16	NA	NA	NA
MW-4	4/13/1998	350	110	2.4	20	26	<2.5	NA	NA	NA	NA	NA	NA	164.06	7.35	NA	156.71	NA	NA	NA
MW-4	7/17/1998	210	66	0.78	5.4	9.8	1,700	NA	NA	NA	NA	NA	NA	164.06	6.95	NA	157.11	NA	NA	NA
MW-4	10/2/1998	<50	0.69	<0.50	<0.50	<0.50	2,900	NA	NA	NA	NA	NA	NA	164.06	7.35	NA	156.71	NA	NA	NA
MW-4	2/3/1999	560	120	2.5	29	34	6,800	NA	NA	NA	NA	NA	NA	164.06	7.71	NA	156.35	NA	0.9	NA
MW-4	4/29/1999	390	80	1.9	13	19	7,000	8,360	NA	NA	NA	NA	NA	164.06	7.83	NA	156.23	NA	1.1	-125
MW-4	7/23/1999	460	93.6	8.40	25.2	28.8	3,760	6,000*	NA	NA	NA	NA	NA	164.06	11.33	NA	152.73	NA	0.9	NA
MW-4	11/1/1999	77.3	0.520	<0.500	<0.500	<0.500	539	NA	NA	NA	NA	NA	NA	164.06	10.66	NA	153.40	NA	2.8	3
MW-4	1/17/2000	160	27	<0.50	12	6.3	12,000	NA	NA	NA	NA	NA	NA	164.06	10.15	NA	153.91	NA	3.9	-17
MW-4	4/17/2000	<500	26	6.38	9.35	10.4	9,070	NA	NA	NA	NA	NA	NA	164.06	10.10	NA	153.96	NA	1.7	-129
MW-4	7/26/2000	<500	22.7	<5.00	7.59	6.96	7,660	NA	NA	NA	NA	NA	NA	164.06	10.09	NA	153.97	NA	1.4	-137
MW-4	10/12/2000	172	19.8	<0.500	7.47	4.50	8,290	NA	NA	NA	NA	NA	NA	164.06	9.35	NA	154.71	NA	3.5	529
MW-4	1/15/2001	53.6	1.50	<0.500	2.45	1.80	9,260	NA	NA	NA	NA	NA	NA	164.06	8.77	NA	155.29	NA	2.3	53
MW-4	4/9/2001	<500	<5.00	<5.00	<5.00	5.52	10,300	NA	NA	NA	NA	NA	NA	164.06	7.75	NA	156.31	NA	1.0	-133
MW-4	7/24/2001	58	3.8	<0.50	3.2	2.9	NA	1,700	NA	NA	NA	NA	NA	164.06	10.07	NA	153.99	NA	0.5	106
MW-4	10/31/2001	<1,000	<10	<10	<10	<10	NA	7,400	NA	NA	NA	NA	NA	164.06	9.97	NA	154.09	NA	0.8	22

**WELL CONCENTRATIONS**  
**Shell-branded Service Station**  
**4255 MacArthur Boulevard**  
**Oakland, CA**

Well ID	Date	TPPH (ug/L)	B (ug/L)	T (ug/L)	E (ug/L)	X (ug/L)	MTBE 8020 (ug/L)	MTBE 8260 (ug/L)	DIPE (ug/L)	ETBE (ug/L)	TAME (ug/L)	TBA (ug/L)	Ethanol (ug/L)	TOC (MSL)	Depth to Water (ft.)	Depth to SPH (ft.)	GW Elevation (MSL)	SPH Thickness (ft.)	DO Reading (ppm)	ORP Reading (mV)
MW-3 (D)	4/13/1998	36,000	7,300	660	1,600	3,700	4,000	NA	NA	NA	NA	NA	NA	174.61	12.97	NA	161.64	NA	NA	NA
MW-3	7/17/1998	71,000	11,000	590	2,200	6,900	3,900	NA	NA	NA	NA	NA	NA	174.61	11.51	NA	163.10	NA	NA	NA
MW-3 (D)	7/17/1998	76,000	12,000	700	2,600	8,000	3,000	NA	NA	NA	NA	NA	NA	174.61	11.51	NA	163.10	NA	NA	NA
MW-3	10/2/1998	66,000	8,900	510	2,000	4,900	4,600	NA	NA	NA	NA	NA	NA	174.61	16.50	NA	158.11	NA	NA	NA
MW-3 (D)	10/2/1998	59,000	9,400	460	2,000	4,900	4,700	NA	NA	NA	NA	NA	NA	174.61	16.50	NA	158.11	NA	NA	NA
MW-3	2/3/1999	36,000	6,800	300	1,600	2,900	18,000	NA	NA	NA	NA	NA	NA	174.61	15.21	NA	159.40	NA	1.3	NA
MW-3	4/29/1999	45,000	8,100	580	2,200	5,800	4,700	5,150	NA	NA	NA	NA	NA	174.61	15.43	NA	159.18	NA	1.5	-68
MW-3	7/23/1999	29,400	3,540	215	810	3,800	4,720	6,950*	NA	NA	NA	NA	NA	174.61	14.95	NA	159.66	NA	1.3	NA
MW-3	11/1/1999	20,000	4,190	294	1,060	1,740	5,540	8,590	NA	NA	NA	NA	NA	174.81	14.66	NA	159.95	NA	0.6	-110
MW-3	1/17/2000	17,000	3,900	89	1,100	1,200	7,900	NA	NA	NA	NA	NA	NA	174.61	13.94	NA	160.67	NA	1.3	-40
MW-3	4/17/2000	28,100	5,240	247	1,540	2,750	16,600	NA	NA	NA	NA	NA	NA	174.61	14.00	NA	160.61	NA	1.1	-86
MW-3	7/26/2000	24,300	6,680	159	1,610	1,640	17,100	NA	NA	NA	NA	NA	NA	174.61	13.72	NA	160.89	NA	0.9	-70
MW-3	10/12/2000	14,300	2,630	86.7	241	1,360	16,300	NA	NA	NA	NA	NA	NA	174.61	14.15	NA	160.46	NA	0.9	50
MW-3	1/15/2001	22,100	4,400	266	977	2,990	13,200	NA	NA	NA	NA	NA	NA	174.61	13.05	NA	161.56	NA	1.3	-40
MW-3	4/9/2001	33,800	7,100	147	1,700	2,660	13,000	NA	NA	NA	NA	NA	NA	174.61	13.59	NA	161.02	NA	0.6	-56
MW-3	7/24/2001	220,000	5,600	1,900	4,400	19,000	NA	12,000	NA	NA	NA	NA	NA	174.61	14.43	NA	160.18	NA	0.4	29
MW-3	10/31/2001	65,000	2,700	510	1,800	7,200	NA	9,800	<20	<20	<20	5,200	<500	174.61	14.59	NA	160.02	NA	0.9	-27
MW-3	1/10/2002	66,000	2,400	490	1,700	6,600	NA	5,500	NA	NA	NA	NA	NA	174.61	12.65	NA	161.96	NA	1.7	-76
MW-3	4/25/2002	55,000	4,600	460	2,400	6,900	NA	8,100	NA	NA	NA	NA	NA	174.61	14.13	NA	160.48	NA	1.2	-96
MW-3	7/18/2002	56,000	3,300	270	1,700	5,000	NA	8,400	NA	NA	NA	NA	NA	174.61	15.48	15.45	159.15	0.03	0.8	-41
MW-3	10/7/2002	NA	NA	NA	NA	NA	NA	NA	NA	NA	NA	NA	NA	174.59	14.60	14.40	160.15	0.20	NA	NA
MW-3	1/6/2003	57,000	3,200	330	1,800	5,400	NA	5,100	NA	NA	NA	NA	NA	174.59	11.62	11.60	162.99	0.02	0.4	33
MW-3	4/7/2003	57,000	6,200	500	2,400	6,700	NA	8,200	NA	NA	NA	3,900	NA	174.59	13.80	NA	160.79	NA	0.5	61
MW-3	7/7/2003	28,000	4,900	300	1,500	4,100	NA	7,900	NA	NA	NA	4,700	NA	174.59	14.00	NA	160.59	NA	1.0	-11
MW-3	10/9/2003	NA	NA	NA	NA	NA	NA	NA	NA	NA	NA	NA	NA	174.59	14.44	14.36	160.21	0.08	NA	NA
MW-3	10/20/2003	NA	NA	NA	NA	NA	NA	NA	NA	NA	NA	NA	NA	174.59	14.68	14.61	159.97	0.07	NA	NA
MW-3	1/14/2004	NA	NA	NA	NA	NA	NA	NA	NA	NA	NA	NA	NA	174.59	12.47	12.45	162.14	0.02	NA	NA
MW-3	4/28/2004	32,000	7,300	190	2,100	4,300	NA	3,700	NA	NA	NA	2,500	NA	174.59	13.66	NA	160.93	NA	0.1	-16
MW-3	7/12/2004	NA	NA	NA	NA	NA	NA	NA	NA	NA	NA	NA	NA	174.59	14.87	14.83	159.75	0.04	NA	NA
MW-3	10/25/2004	49,000	5,100	61	1,800	3,600	NA	5,400	NA	NA	NA	2,700	NA	174.59	14.12	NA	160.47	NA	2.70	-59
MW-3	1/17/2005	57,000	8,000	190	2,000	4,000	NA	4,600	NA	NA	NA	3,300	NA	174.59	10.59	NA	164.00	NA	0.2	-18
MW-3	4/6/2005	57,000	7,300	180	2,200	3,300	NA	4,100	NA	NA	NA	2,700	NA	174.59	10.58	NA	164.01	NA	0.95	-77
<b>MW-3</b>	<b>7/8/2005</b>	<b>28,000</b>	<b>2,900</b>	<b>47</b>	<b>1,100</b>	<b>2,000</b>	<b>NA</b>	<b>2,800</b>	<b>&lt;20</b>	<b>&lt;20</b>	<b>&lt;20</b>	<b>1,900</b>	<b>&lt;200</b>	<b>174.59</b>	<b>13.46</b>	<b>NA</b>	<b>161.13</b>	<b>NA</b>	<b>0.1</b>	<b>-51</b>



**WELL CONCENTRATIONS**  
**Shell-branded Service Station**  
**4255 MacArthur Boulevard**  
**Oakland, CA**

Well ID	Date	TPPH (ug/L)	B (ug/L)	T (ug/L)	E (ug/L)	X (ug/L)	MTBE 8020 (ug/L)	MTBE 8260 (ug/L)	DIPE (ug/L)	ETBE (ug/L)	TAME (ug/L)	TBA (ug/L)	Ethanol (ug/L)	TOC (MSL)	Depth to Water (ft.)	Depth to SPH (ft.)	GW Elevation (MSL)	SPH Thickness (ft.)	DO Reading (ppm)	ORP Reading (mV)
MW-2	01/14/2004	NA	NA	NA	NA	NA	NA	NA	NA	NA	NA	NA	NA	170.88	10.96	10.95	159.93	0.01	NA	NA
MW-2	04/28/2004	35,000	2,200	2,200	2,300	8,200	NA	26,000	NA	NA	NA	28,000	NA	170.88	11.05	NA	159.83	NA	0.1	-96
MW-2	07/12/2004	NA	NA	NA	NA	NA	NA	NA	NA	NA	NA	NA	NA	170.88	12.12	12.09	158.78	0.03	NA	NA
MW-2	10/25/2004	60,000	2,900	2,300	2,300	7,600	NA	27,000	NA	NA	NA	26,000	NA	170.88	11.23	NA	159.65	NA	1.62	-69
MW-2	01/17/2005	62,000	1,900	1,800	1,800	5,700	NA	22,000	NA	NA	NA	21,000	NA	170.88	8.78	NA	162.10	NA	0.8	-102
MW-2	04/06/2005	40,000	1,500	940	1,600	2,900	NA	23,000	NA	NA	NA	23,000	NA	170.88	9.23	NA	161.65	NA	0.60	-104
MW-2	07/08/2005	50,000	2,300	1,500	1,700	6,600	NA	24,000	<150	<150	<150	25,000	<1,500	170.88	10.99	10.97	159.91	0.02	0.01	-41
MW-3	11/17/1993	18,000	5,400	660	720	2,200	NA	NA	NA	NA	NA	NA	NA	174.61	15.40	NA	159.21	NA	NA	NA
MW-3	01/20/1994	55,000	13,000	2,600	2,200	6,500	NA	NA	NA	NA	NA	NA	NA	174.61	14.61	NA	160.00	NA	NA	NA
MW-3	04/25/1994	96,000	11,000	1,600	3,100	9,900	NA	NA	NA	NA	NA	NA	NA	174.61	13.12	NA	161.49	NA	NA	NA
MW-3 (D)	04/25/1994	78,000	12,000	1,900	2,600	7,300	NA	NA	NA	NA	NA	NA	NA	174.61	13.12	NA	161.49	NA	NA	NA
MW-3	07/07/1994	NA	NA	NA	NA	NA	NA	NA	NA	NA	NA	NA	NA	174.61	14.54	NA	160.07	0.02	NA	NA
MW-3	10/27/1994	NA	NA	NA	NA	NA	NA	NA	NA	NA	NA	NA	NA	174.61	15.62	NA	159.03	0.05	NA	NA
MW-3	11/17/1994	NA	NA	NA	NA	NA	NA	NA	NA	NA	NA	NA	NA	174.61	13.83	NA	160.78	NA	NA	NA
MW-3	11/28/1994	NA	NA	NA	NA	NA	NA	NA	NA	NA	NA	NA	NA	174.61	14.02	NA	160.59	NA	NA	NA
MW-3	01/13/1995	180,000	3,200	2,700	1,700	5,200	NA	NA	NA	NA	NA	NA	NA	174.61	12.13	NA	162.48	NA	NA	NA
MW-3 (D)	01/13/1995	23,000	4,000	690	960	3,000	NA	NA	NA	NA	NA	NA	NA	174.61	12.13	NA	162.48	NA	NA	NA
MW-3	04/12/1995	56,000	8,700	1,500	2,100	6,300	NA	NA	NA	NA	NA	NA	NA	174.61	12.96	NA	161.65	NA	NA	NA
MW-3	07/25/1995	NA	NA	NA	NA	NA	NA	NA	NA	NA	NA	NA	NA	174.61	14.28	NA	160.38	0.06	NA	NA
MW-3	10/18/1995	NA	NA	NA	NA	NA	NA	NA	NA	NA	NA	NA	NA	174.61	15.88	NA	158.77	0.05	NA	NA
MW-3	01/17/1996	NA	NA	NA	NA	NA	NA	NA	NA	NA	NA	NA	NA	174.61	13.86	NA	160.94	0.24	NA	NA
MW-3	04/25/1996	NA	NA	NA	NA	NA	NA	NA	NA	NA	NA	NA	NA	174.61	13.82	NA	160.81	0.02	NA	NA
MW-3	07/17/1996	NA	NA	NA	NA	NA	NA	NA	NA	NA	NA	NA	NA	174.61	16.11	NA	158.52	0.03	NA	NA
MW-3	10/01/1996	46,000	7,300	530	1,700	3,900	3,200	NA	NA	NA	NA	NA	NA	174.61	16.56	NA	158.05	NA	NA	NA
MW-3 (D)	10/01/1996	47,000	7,100	530	1,700	4,000	2,900	NA	NA	NA	NA	NA	NA	174.61	16.56	NA	158.05	NA	NA	NA
MW-3	01/22/1997	82,000	5,200	1,300	2,800	8,900	1,100	NA	NA	NA	NA	NA	NA	174.61	13.07	NA	161.54	NA	NA	NA
MW-3 (D)	01/22/1997	61,000	8,400	1,100	2,300	7,000	2,700	NA	NA	NA	NA	NA	NA	174.61	13.07	NA	161.54	NA	NA	NA
MW-3	04/08/1997	NA	NA	NA	NA	NA	NA	NA	NA	NA	NA	NA	NA	174.61	17.09	NA	157.54	0.03	NA	NA
MW-3	07/08/1997	56,000	8,800	580	2,000	4,900	2,800	NA	NA	NA	NA	NA	NA	174.61	15.85	NA	158.76	NA	NA	NA
MW-3	10/08/1997	48,000	8,000	590	1,700	3,400	5,100	NA	NA	NA	NA	NA	NA	174.61	16.22	NA	158.39	NA	NA	NA
MW-3	01/08/1998	47,000	9,400	810	2,300	4,700	6,300	NA	NA	NA	NA	NA	NA	174.61	13.80	NA	160.81	NA	NA	NA
MW-3 (D)	01/08/1998	48,000	8,100	750	2,000	4,100	5,800	NA	NA	NA	NA	NA	NA	174.61	13.80	NA	160.81	NA	NA	NA
MW-3	04/13/1998	32,000	6,800	540	1,400	3,400	4,000	NA	NA	NA	NA	NA	NA	174.61	12.97	NA	161.64	NA	NA	NA

**WELL CONCENTRATIONS**  
**Shell-branded Service Station**  
**4255 MacArthur Boulevard**  
**Oakland, CA**

Well ID	Date	TPPH (ug/L)	B (ug/L)	T (ug/L)	E (ug/L)	X (ug/L)	MTBE 8020 (ug/L)	MTBE 8260 (ug/L)	DIPE (ug/L)	ETBE (ug/L)	TAME (ug/L)	TBA (ug/L)	Ethanol (ug/L)	TOC (MSL)	Depth to Water (ft.)	Depth to SPH (ft.)	GW Elevation (MSL)	SPH Thickness (ft.)	DO Reading (ppm)	ORP Reading (mV)
MW-2	10/18/1995	NA	NA	NA	NA	NA	NA	NA	NA	NA	NA	NA	NA	170.91	14.02	NA	156.99	0.13	NA	NA
MW-2	1/17/1996	NA	NA	NA	NA	NA	NA	NA	NA	NA	NA	NA	NA	170.91	10.27	NA	160.78	0.17	NA	NA
MW-2	4/25/1996	NA	NA	NA	NA	NA	NA	NA	NA	NA	NA	NA	NA	170.91	11.68	NA	159.25	0.03	NA	NA
MW-2	7/17/1996	NA	NA	NA	NA	NA	NA	NA	NA	NA	NA	NA	NA	170.91	12.78	NA	158.81	0.48	NA	NA
MW-2	10/1/1996	NA	NA	NA	NA	NA	NA	NA	NA	NA	NA	NA	NA	170.91	14.21	NA	156.70	0.28	NA	NA
MW-2	1/22/1997	NA	NA	NA	NA	NA	NA	NA	NA	NA	NA	NA	NA	170.91	10.92	NA	160.08	0.11	NA	NA
MW-2	4/8/1997	NA	NA	NA	NA	NA	NA	NA	NA	NA	NA	NA	NA	170.91	14.12	NA	156.95	0.20	NA	NA
MW-2	7/8/1997	NA	NA	NA	NA	NA	NA	NA	NA	NA	NA	NA	NA	170.91	14.98	NA	156.08	0.19	NA	NA
MW-2	10/8/1997	NA	NA	NA	NA	NA	NA	NA	NA	NA	NA	NA	NA	170.91	12.97	NA	157.98	0.05	NA	NA
MW-2	1/8/1998	NA	NA	NA	NA	NA	NA	NA	NA	NA	NA	NA	NA	170.91	12.54	NA	158.43	0.08	NA	NA
MW-2	4/13/1998	180,000	2,800	5,200	2,400	13,000	71,000	NA	NA	NA	NA	NA	NA	170.91	10.05	NA	160.86	NA	NA	NA
MW-2	7/17/1998	NA	NA	NA	NA	NA	NA	NA	NA	NA	NA	NA	NA	170.91	11.75	NA	159.24	0.10	NA	NA
MW-2	10/2/1998	NA	NA	NA	NA	NA	NA	NA	NA	NA	NA	NA	NA	170.91	16.78	NA	154.22	0.11	NA	NA
MW-2	2/3/1999	NA	NA	NA	NA	NA	NA	NA	NA	NA	NA	NA	NA	170.91	9.90	9.82	161.07	0.08	NA	NA
MW-2	4/29/1999	NA	NA	NA	NA	NA	NA	NA	NA	NA	NA	NA	NA	170.91	9.86	9.81	161.09	0.05	NA	NA
MW-2	7/23/1999	65,800	6,500	4,480	1,960	8,960	46,600	58,500*	NA	NA	NA	NA	NA	170.91	14.45	NA	156.46	NA	1.4	NA
MW-2	11/1/1999	NA	NA	NA	NA	NA	NA	NA	NA	NA	NA	NA	NA	170.91	11.84	11.81	159.09	0.03	NA	NA
MW-2	1/17/2000	46,000	6,000	2,400	1,500	5,500	50,000	31,000	NA	NA	NA	NA	NA	170.91	11.00	NA	159.91	NA	1.3	-54
MW-2	4/17/2000	96,300	8,150	10,200	2,820	14,900	112,000	108,000	NA	NA	NA	NA	NA	170.91	11.06	NA	159.85	NA	2.6	125
MW-2	7/26/2000	72,400	8,680	5,620	2,810	13,400	66,200	46,300	NA	NA	NA	NA	NA	170.91	12.82	NA	158.09	NA	2.2	113
MW-2	10/12/2000	63,200	5,840	4,180	2,310	11,100	61,200	66,600	NA	NA	NA	NA	NA	170.91	11.32	NA	159.59	NA	0.4	55
MW-2	1/15/2001	59,700	2,630	4,800	2,050	11,500	44,400	5,080	NA	NA	NA	NA	NA	170.91	10.19	NA	160.72	NA	1.1	-22
MW-2	4/9/2001	56,900	1,860	2,550	1,810	9,720	40,000	46,600	NA	NA	NA	NA	NA	170.91	11.15	NA	159.76	NA	1.0	-55
MW-2	7/24/2001	84,000	3,000	4,600	2,500	13,000	NA	41,000	NA	NA	NA	NA	NA	170.91	11.67	NA	159.24	NA	0.2	53
MW-2	10/31/2001	45,000	2,200	3,000	1,500	7,700	NA	29,000	<50	<50	<50	51,000	<500	170.91	11.04	NA	159.87	NA	1.2	-17
MW-2	1/10/2002	28,000	840	740	760	3,300	NA	32,000	NA	NA	NA	NA	NA	170.91	9.58	NA	161.33	NA	2.1	-76
MW-2	4/25/2002	41,000	1,900	2,000	1,200	6,900	NA	17,000	NA	NA	NA	NA	NA	170.91	11.40	NA	159.51	NA	0.8	-95
MW-2	7/18/2002	87,000	2,000	2,200	1,400	10,000	NA	19,000	NA	NA	NA	NA	NA	170.91	12.68	NA	158.23	NA	0.7	-34
MW-2	10/7/2002	110,000	3,900	6,700	2,700	15,000	NA	20,000	NA	NA	NA	NA	NA	170.88	11.58	NA	159.30	NA	1.4	-52
MW-2	1/6/2003	65,000	2,400	3,500	1,400	8,600	NA	26,000	NA	NA	NA	NA	NA	170.88	9.09	NA	161.79	NA	0.4	40
MW-2	4/7/2003	57,000	1,900	2,500	1,700	8,600	NA	37,000	NA	NA	NA	34,000	NA	170.88	11.08	NA	159.80	NA	1.0	60
MW-2	7/7/2003	34,000	4,000	4,200	1,600	8,500	NA	51,000	NA	NA	NA	44,000	NA	170.88	11.27	NA	159.61	NA	1.3	-17
MW-2	10/9/2003	NA	NA	NA	NA	NA	NA	NA	NA	NA	NA	NA	NA	170.88	11.64	11.61	159.26	0.03	NA	NA
MW-2	10/20/2003	NA	NA	NA	NA	NA	NA	NA	NA	NA	NA	NA	NA	170.88	11.88	11.84	159.03	0.04	NA	NA

**WELL CONCENTRATIONS**  
**Shell-branded Service Station**  
**4255 MacArthur Boulevard**  
**Oakland, CA**

Well ID	Date	TPPH (ug/L)	B (ug/L)	T (ug/L)	E (ug/L)	X (ug/L)	MTBE 8020 (ug/L)	MTBE 8260 (ug/L)	DIPE (ug/L)	ETBE (ug/L)	TAME (ug/L)	TBA (ug/L)	Ethanol (ug/L)	TOC (MSL)	Depth to Water (ft.)	Depth to SPH (ft.)	GW Elevation (MSL)	SPH Thickness (ft.)	DO Reading (ppm)	ORP Reading (mV)
MW-1	1/15/2001	<50.0	0.633	<0.500	0.505	1.74	<2.50	NA	NA	NA	NA	NA	NA	175.79	7.33	NA	168.46	NA	16.9	-127
MW-1	4/9/2001	<50.0	<0.500	<0.500	<0.500	0.927	<2.50	NA	NA	NA	NA	NA	NA	175.79	7.68	NA	168.11	NA	12.8	-117
MW-1	7/24/2001	<50	4.0	0.65	0.53	1.3	NA	<5.0	NA	NA	NA	NA	NA	175.79	8.00	NA	167.79	NA	>20	43
MW-1	10/31/2001	<50	4.4	<0.50	<0.50	0.98	NA	<5.0	NA	NA	NA	NA	NA	175.79	7.94	NA	167.85	NA	13.6	123
MW-1	1/10/2002	<50	2.2	<0.50	<0.50	1.2	NA	6.1	NA	NA	NA	NA	NA	175.79	7.63	NA	168.16	NA	0.1	63
MW-1	4/25/2002	<50	2.0	<0.50	<0.50	<0.50	NA	<5.0	NA	NA	NA	NA	NA	175.79	7.76	NA	168.03	NA	0.3	54
MW-1	7/18/2002	<50	6.1	<0.50	<0.50	0.98	NA	<5.0	NA	NA	NA	NA	NA	175.79	8.29	NA	167.50	NA	1.1	32
MW-1	10/7/2002	500	17	14	11	60	NA	9.0	NA	NA	NA	NA	NA	175.76	8.34	NA	167.42	NA	2.8	-26
MW-1	1/6/2003	<50	12	<0.50	0.73	0.58	NA	14	NA	NA	NA	NA	NA	175.76	7.18	NA	168.58	NA	0.5	-22
MW-1	4/7/2003	<50	<0.50	<0.50	<0.50	<1.0	NA	12	NA	NA	NA	<5.0	NA	175.76	7.75	NA	168.01	NA	0.7	-24
MW-1	7/7/2003	<50	6.6	<0.50	<0.50	<1.0	NA	8.1	NA	NA	NA	<5.0	NA	175.76	7.75	NA	168.01	NA	0.5	16
MW-1	10/9/2003	<50	1.9	<0.50	<0.50	<1.0	NA	22	NA	NA	NA	<5.0	NA	175.76	8.45	NA	167.31	NA	0.7	80
MW-1	1/14/2004	<100	19	<1.0	<1.0	<2.0	NA	180	NA	NA	NA	63	NA	175.76	7.45	NA	168.31	NA	0.8	242
MW-1	4/28/2004	<50	2.1	<0.50	<0.50	<1.0	NA	110	NA	NA	NA	33	NA	175.76	8.25	NA	167.51	NA	0.5	64
MW-1	7/12/2004	<50	2.5	<0.50	<0.50	<1.0	NA	120	<2.0	<2.0	<2.0	26	<50	175.76	6.20	NA	169.56	NA	0.5	72
MW-1	10/25/2004	<500	<5.0	<5.0	<5.0	<10	NA	550	NA	NA	NA	240	NA	175.76	7.98	NA	167.78	NA	3.15	-72
MW-1	1/17/2005	<250	8.0	<2.5	<2.5	<5.0	NA	500	NA	NA	NA	310	NA	175.76	7.42	NA	168.34	NA	0.2	9
MW-1	4/6/2005	<250	<2.5	<2.5	<2.5	<5.0	NA	230	NA	NA	NA	330*	NA	175.76	8.15	NA	167.61	NA	2.49	143
MW-1	7/8/2005	<50	<0.50	<0.50	<0.50	<0.50	NA	380	<0.50	<0.50	<0.50	510	<5.0	175.76	7.45	NA	168.31	NA	1.1	12

MW-2	11/17/1993	31,000	9,400	4,600	1,000	3,900	NA	NA	NA	NA	NA	NA	NA	170.91	12.31	NA	158.60	NA	NA	NA
MW-2	1/20/1994	40,000	6,900	5,600	780	4,100	NA	NA	NA	NA	NA	NA	NA	170.91	11.48	NA	159.43	NA	NA	NA
MW-2 (D)	1/20/1994	41,000	7,200	6,200	900	4,800	NA	NA	NA	NA	NA	NA	NA	170.91	11.48	NA	159.43	NA	NA	NA
MW-2	4/25/1994	60,000	9,300	6,100	1,400	6,200	NA	NA	NA	NA	NA	NA	NA	170.91	10.84	NA	160.07	NA	NA	NA
MW-2	7/7/1994	280,000a	40,000	26,000	8,100	32,000	NA	NA	NA	NA	NA	NA	NA	170.91	11.89	NA	159.02	NA	NA	NA
MW-2 (D)	7/7/1994	53,000	13,000	6,600	2,000	8,400	NA	NA	NA	NA	NA	NA	NA	170.91	11.89	NA	159.02	NA	NA	NA
MW-2	10/27/1994	130,000	14,000	12,000	2,400	13,000	NA	NA	NA	NA	NA	NA	NA	170.91	12.89	NA	158.02	NA	NA	NA
MW-2 (D)	10/27/1994	390,000	8,800	7,000	1,700	11,000	NA	NA	NA	NA	NA	NA	NA	170.91	12.89	NA	158.02	NA	NA	NA
MW-2	11/17/1994	NA	NA	NA	NA	NA	NA	NA	NA	NA	NA	NA	NA	170.91	9.11	NA	161.80	NA	NA	NA
MW-2	11/28/1994	NA	NA	NA	NA	NA	NA	NA	NA	NA	NA	NA	NA	170.91	9.22	NA	161.69	NA	NA	NA
MW-2	1/13/1995	75,000	5,900	12,000	3,100	17,000	NA	NA	NA	NA	NA	NA	NA	170.91	8.10	NA	162.81	NA	NA	NA
MW-2	4/12/1995	100,000	8,500	11,000	2,400	12,000	NA	NA	NA	NA	NA	NA	NA	170.91	10.12	NA	160.79	NA	NA	NA
MW-2 (D)	4/12/1995	80,000	4,200	9,300	2,500	12,000	NA	NA	NA	NA	NA	NA	NA	170.91	10.12	NA	160.79	NA	NA	NA
MW-2	7/25/1995	NA	NA	NA	NA	NA	NA	NA	NA	NA	NA	NA	NA	170.91	11.53	NA	159.80	0.52	NA	NA

**WELL CONCENTRATIONS**  
**Shell-branded Service Station**  
**4255 MacArthur Boulevard**  
**Oakland, CA**

Well ID	Date	TPPH (ug/L)	B (ug/L)	T (ug/L)	E (ug/L)	X (ug/L)	MTBE 8020 (ug/L)	MTBE 8260 (ug/L)	DIPE (ug/L)	ETBE (ug/L)	TAME (ug/L)	TBA (ug/L)	Ethanol (ug/L)	TOC (MSL)	Depth to Water (ft.)	Depth to SPH (ft.)	GW Elevation (MSL)	SPH Thickness (ft.)	DO Reading (ppm)	ORP Reading (mV)
MW-1	11/17/1993	410	21	11	7.9	47	NA	NA	NA	NA	NA	NA	NA	175.79	8.59	NA	167.20	NA	NA	NA
MW-1	1/20/1994	1,200	180	19	48	47	NA	NA	NA	NA	NA	NA	NA	175.79	8.22	NA	167.57	NA	NA	NA
MW-1	4/25/1994	3,100	610	<10	130	27	NA	NA	NA	NA	NA	NA	NA	175.79	7.63	NA	168.16	NA	NA	NA
MW-1	7/7/1994	2,400	1,000	10	250	20	NA	NA	NA	NA	NA	NA	NA	175.79	8.31	NA	167.48	NA	NA	NA
MW-1	10/27/1994	2,200	500	3.1	72	1.8	NA	NA	NA	NA	NA	NA	NA	175.79	8.84	NA	166.95	NA	NA	NA
MW-1	11/17/1994	NA	NA	NA	NA	NA	NA	NA	NA	NA	NA	NA	NA	175.79	7.60	NA	168.19	NA	NA	NA
MW-1	11/28/1994	NA	NA	NA	NA	NA	NA	NA	NA	NA	NA	NA	NA	175.79	7.56	NA	168.23	NA	NA	NA
MW-1	1/13/1995	570	75	2.5	6.7	11	NA	NA	NA	NA	NA	NA	NA	175.79	7.11	NA	168.68	NA	NA	NA
MW-1	4/12/1995	1,800	480	<5.0	79	<5.0	NA	NA	NA	NA	NA	NA	NA	175.79	7.08	NA	168.71	NA	NA	NA
MW-1	7/25/1995	120	15	1.1	2.1	2.9	NA	NA	NA	NA	NA	NA	NA	175.79	7.73	NA	168.06	NA	NA	NA
MW-1 (D)	7/25/1995	300	88	2.4	11	6.5	NA	NA	NA	NA	NA	NA	NA	175.79	7.73	NA	168.06	NA	NA	NA
MW-1	10/18/1995	130	9.5	0.8	1.3	1.7	NA	NA	NA	NA	NA	NA	NA	175.79	8.42	NA	167.37	NA	NA	NA
MW-1 (D)	10/18/1995	120	11	0.8	1.4	1.8	NA	NA	NA	NA	NA	NA	NA	175.79	8.42	NA	167.37	NA	NA	NA
MW-1	1/17/1996	250	22	0.9	1.6	2.3	NA	NA	NA	NA	NA	NA	NA	175.79	7.83	NA	167.96	NA	NA	NA
MW-1	4/25/1996	<50	4.6	<0.5	<0.5	0.6	500b	NA	NA	NA	NA	NA	NA	175.79	7.35	NA	168.44	NA	NA	NA
MW-1	7/17/1996	<250	15	<2.5	<2.5	<2.5	540	NA	NA	NA	NA	NA	NA	175.79	7.70	NA	168.09	NA	NA	NA
MW-1	10/1/1996	1,200	500	12	57	82	1,900	NA	NA	NA	NA	NA	NA	175.79	8.07	NA	167.72	NA	NA	NA
MW-1	1/22/1997	640	170	4.3	33	33	1,200	NA	NA	NA	NA	NA	NA	175.79	7.21	NA	168.58	NA	NA	NA
MW-1	4/8/1997	<200	34	<2.0	3.3	4.3	950	NA	NA	NA	NA	NA	NA	175.79	7.75	NA	168.04	NA	NA	NA
MW-1 (D)	4/8/1997	<200	66	<2.0	6.4	8	740	NA	NA	NA	NA	NA	NA	175.79	7.75	NA	168.04	NA	NA	NA
MW-1	7/8/1997	190	49	1.2	5.8	8.6	560	NA	NA	NA	NA	NA	NA	175.79	8.01	NA	167.78	NA	NA	NA
MW-1	10/8/1997	<100	7	<1.0	<1.0	<1.0	620	NA	NA	NA	NA	NA	NA	175.79	8.10	NA	167.69	NA	NA	NA
MW-1	1/9/1998	970	390	12	48	71	1,200	NA	NA	NA	NA	NA	NA	175.79	7.14	NA	168.65	NA	NA	NA
MW-1	4/13/1998	<50	136	<0.50	1.5	1.8	170	NA	NA	NA	NA	NA	NA	175.79	6.78	NA	169.01	NA	NA	NA
MW-1	7/17/1998	2,500	750	11	88	67	150	NA	NA	NA	NA	NA	NA	175.79	7.28	NA	168.51	NA	NA	NA
MW-1	10/2/1998	8,000	970	36	270	440	35	NA	NA	NA	NA	NA	NA	175.79	7.77	NA	168.02	NA	NA	NA
MW-1	2/3/1999	210	56	0.82	<0.50	3.2	220	NA	NA	NA	NA	NA	NA	175.79	7.45	NA	168.34	NA	1.4	NA
MW-1	4/29/1999	<50	4.5	<0.50	0.56	<0.50	140	196	NA	NA	NA	NA	NA	175.79	7.58	NA	168.21	NA	1.2	140
MW-1	7/23/1999	<50.0	<0.500	<0.500	<0.500	<0.500	120	111*	NA	NA	NA	NA	NA	175.79	8.51	NA	167.28	NA	1.0	NA
MW-1	11/1/1999	<50.0	<0.500	<0.500	<0.500	<0.500	2.90	NA	NA	NA	NA	NA	NA	175.79	8.30	NA	167.49	NA	1.4	-71
MW-1	1/17/2000	<50	<0.50	<0.50	<0.50	<0.50	3.30	NA	NA	NA	NA	NA	NA	175.79	8.04	NA	167.75	NA	16.9	64
MW-1	4/17/2000	<50.0	1.08	<0.500	<0.500	<0.500	<2.50	NA	NA	NA	NA	NA	NA	175.79	8.00	NA	167.79	NA	1.8	112
MW-1	7/26/2000	125	54.3	2.16	5.45	9.86	33.1	NA	NA	NA	NA	NA	NA	175.79	7.52	NA	168.27	NA	13.2	-140
MW-1	10/12/2000	101	40.7	2.68	3.00	5.18	25.0	NA	NA	NA	NA	NA	NA	175.79	7.71	NA	168.08	NA	>20	534

Blaine Tech Services, Inc. conducts sampling and documentation assignments of this type as an independent third party. Our activities at this site consisted of objective data and sample collection only. No interpretation of analytical results, defining of hydrological conditions or formulation of recommendations was performed.

Please call if you have any questions.

Yours truly,

Leon Gearhart  
Project Coordinator

LG/cl

attachments: Cumulative Table of WELL CONCENTRATIONS  
Certified Analytical Report  
Field Data Sheets

cc: Anni Kreml  
Cambria Environmental Technology, Inc.  
5900 Hollis Street, Suite A  
Emeryville, CA 94608

**Blaine Tech Services, Inc.**

July 25, 2005

1680 Rogers Avenue  
San Jose, CA 95112-1105  
Attn.: Leon Gearhart  
Project#: 050708-DA2  
Project: 98995758  
Site: 4255 MacArthur Boulevard, Oakland

Dear Mr. Gearhart,


Attached is our report for your samples received on 07/08/2005 13:10  
This report has been reviewed and approved for release. Reproduction of this report  
is permitted only in its entirety.

Please note that any unused portion of the samples will be discarded after  
08/22/2005 unless you have requested otherwise.

We appreciate the opportunity to be of service to you. If you have any questions,

You can also contact me via email. My email address is: [mbrewer@stl-inc.com](mailto:mbrewer@stl-inc.com)

Sincerely,



Melissa Brewer  
Project Manager

**Alkalinity (Total)**

Blaine Tech Services, Inc.

Attn.: Leon Gearhart

1680 Rogers Avenue  
San Jose, CA 95112-1105  
Phone: (408) 573-0555 Fax: (408) 573-7771Project: 050708-DA2  
98995758

Received: 07/08/2005 13:10

Site: 4255 Mac Arthur Boulevard, Oakland

**Samples Reported**

Sample Name	Date Sampled	Matrix	Lab #
MW-1	07/08/2005 10:58	Water	1
MW-2	07/08/2005 10:25	Water	2
MW-3	07/08/2005 11:42	Water	3
MW-4	07/08/2005 09:40	Water	4
MW-5	07/08/2005 09:08	Water	5

Severn Trent Laboratories, Inc.

STL San Francisco \* 1220 Quarry Lane, Pleasanton, CA 94566  
Tel 925 484 1919 Fax 925 484 1096 \* www.stl-inc.com \* CA DHS ELAP# 2496

07/12/2005 15:18

Page 1 of 8

**Alkalinity (Total)**

Blaine Tech Services, Inc.

Attn.: Leon Gearhart

1680 Rogers Avenue  
San Jose, CA 95112-1105  
Phone: (408) 573-0555 Fax: (408) 573-7771

Project: 050708-DA2  
98995758

Received: 07/08/2005 13:10

Site: 4255 Mac Arthur Boulevard, Oakland

Prep(s): SM2320B	Test(s): SM2320B
Sample ID: MW-1	Lab ID: 2005-07-0181 - 1
Sampled: 07/08/2005 10:58	Extracted: 7/12/2005 00:00
Matrix: Water	QC Batch#: 2005/07/12-01.58

Compound	Conc.	RL	Unit	Dilution	Analyzed	Flag
Alkalinity, Carbonate (as CaCO3)	ND	5.0	mg/L	1.00	07/12/2005	
Alkalinity, Bicarbonate (as CaCO3)	520	5.0	mg/L	1.00	07/12/2005	
Alkalinity, Hydroxide (as CaCO3)	ND	5.0	mg/L	1.00	07/12/2005	
Alkalinity (Total)	520	5.0	mg/L	1.00	07/12/2005	

Severn Trent Laboratories, Inc.

STL San Francisco \* 1220 Quarry Lane, Pleasanton, CA 94566

Tel 925 484 1919 Fax 925 484 1096 \* www.stl-inc.com \* CA DHS ELAP# 2496

07/12/2005 15:18



**Alkalinity (Total)**

Blaine Tech Services, Inc.

Attn.: Leon Gearhart

1680 Rogers Avenue  
San Jose, CA 95112-1105  
Phone: (408) 573-0555 Fax: (408) 573-7771

Project: 050708-DA2  
98995758

Received: 07/08/2005 13:10

Site: 4255 Mac Arthur Boulevard, Oakland

Prep(s):	SM2320B	Test(s):	SM2320B
Sample ID:	<b>MW-2</b>	Lab ID:	2005-07-0181 - 2
Sampled:	07/08/2005 10:25	Extracted:	7/12/2005 00:00
Matrix:	Water	QC Batch#:	2005/07/12-01.58

Compound	Conc.	RL	Unit	Dilution	Analyzed	Flag
Alkalinity, Carbonate (as CaCO3)	ND	5.0	mg/L	1.00	07/12/2005	
Alkalinity, Bicarbonate (as CaCO3)	480	5.0	mg/L	1.00	07/12/2005	
Alkalinity, Hydroxide (as CaCO3)	ND	5.0	mg/L	1.00	07/12/2005	
Alkalinity (Total)	480	5.0	mg/L	1.00	07/12/2005	

**Alkalinity (Total)**

Blaine Tech Services, Inc.

Attn.: Leon Gearhart

1680 Rogers Avenue  
San Jose, CA 95112-1105  
Phone: (408) 573-0555 Fax: (408) 573-7771

Project: 050708-DA2  
98995758

Received: 07/08/2005 13:10

Site: 4255 Mac Arthur Boulevard, Oakland

Prep(s):	SM2320B	Test(s):	SM2320B
Sample ID:	<b>MW-3</b>	Lab ID:	2005-07-0181 - 3
Sampled:	07/08/2005 11:42	Extracted:	7/12/2005 00:00
Matrix:	Water	QC Batch#:	2005/07/12-01.58

Compound	Conc.	RL	Unit	Dilution	Analyzed	Flag
Alkalinity, Carbonate (as CaCO3)	ND	5.0	mg/L	1.00	07/12/2005	
Alkalinity, Bicarbonate (as CaCO3)	720	5.0	mg/L	1.00	07/12/2005	
Alkalinity, Hydroxide (as CaCO3)	ND	5.0	mg/L	1.00	07/12/2005	
Alkalinity (Total)	720	5.0	mg/L	1.00	07/12/2005	

Severn Trent Laboratories, Inc.

STL San Francisco \* 1220 Quarry Lane, Pleasanton, CA 94566

Tel 925 484 1919 Fax 925 484 1096 \* www.stl-inc.com \* CA DHS ELAP# 2496

07/12/2005 15:18

**Alkalinity (Total)**

Blaine Tech Services, Inc.

Attn.: Leon Gearhart

1680 Rogers Avenue  
San Jose, CA 95112-1105  
Phone: (408) 573-0555 Fax: (408) 573-7771

Project: 050708-DA2  
98995758

Received: 07/08/2005 13:10

Site: 4255 Mac Arthur Boulevard, Oakland

Prep(s):	SM2320B	Test(s):	SM2320B
Sample ID:	MW-4	Lab ID:	2005-07-0181 - 4
Sampled:	07/08/2005 09:40	Extracted:	7/12/2005 00:00
Matrix:	Water	QC Batch#:	2005/07/12-01.58

Compound	Conc.	RL	Unit	Dilution	Analyzed	Flag
Alkalinity, Carbonate (as CaCO3)	ND	5.0	mg/L	1.00	07/12/2005	
Alkalinity, Bicarbonate (as CaCO3)	600	5.0	mg/L	1.00	07/12/2005	
Alkalinity, Hydroxide (as CaCO3)	ND	5.0	mg/L	1.00	07/12/2005	
Alkalinity (Total)	600	5.0	mg/L	1.00	07/12/2005	

**Alkalinity (Total)**

Blaine Tech Services, Inc.

Attn.: Leon Gearhart

1680 Rogers Avenue  
San Jose, CA 95112-1105  
Phone: (408) 573-0555 Fax: (408) 573-7771

Project: 050708-DA2  
98995758

Received: 07/08/2005 13:10

Site: 4255 Mac Arthur Boulevard, Oakland

Prep(s):	SM2320B	Test(s):	SM2320B
Sample ID:	<b>MW-5</b>	Lab ID:	2005-07-0181 - 5
Sampled:	07/08/2005 09:08	Extracted:	7/12/2005 00:00
Matrix:	Water	QC Batch#:	2005/07/12-01.58

Compound	Conc.	RL	Unit	Dilution	Analyzed	Flag
Alkalinity, Carbonate (as CaCO3)	ND	5.0	mg/L	1.00	07/12/2005	
Alkalinity, Bicarbonate (as CaCO3)	330	5.0	mg/L	1.00	07/12/2005	
Alkalinity, Hydroxide (as CaCO3)	ND	5.0	mg/L	1.00	07/12/2005	
Alkalinity (Total)	330	5.0	mg/L	1.00	07/12/2005	

**Alkalinity (Total)**

Blaine Tech Services, Inc.

Attn.: Leon Gearhart

1680 Rogers Avenue  
San Jose, CA 95112-1105  
Phone: (408) 573-0555 Fax: (408) 573-7771

Project: 050708-DA2  
98995758

Received: 07/08/2005 13:10

Site: 4255 Mac Arthur Boulevard, Oakland

**Batch QC Report**

Prep(s): SM2320B

Method Blank

MB: 2005/07/12-01.58-001

Water

Test(s): SM2320B

QC Batch # 2005/07/12-01.58

Date Extracted: 07/12/2005

Compound	Conc.	RL	Unit	Analyzed	Flag
Alkalinity (Total)	ND	5.0	mg/L	07/12/2005	

**Alkalinity (Total)**

Blaine Tech Services, Inc.

Attn.: Leon Gearhart

1680 Rogers Avenue  
San Jose, CA 95112-1105  
Phone: (408) 573-0555 Fax: (408) 573-7771

Project: 050708-DA2  
98995758

Received: 07/08/2005 13:10

Site: 4255 Mac Arthur Boulevard, Oakland

**Batch QC Report**

Prep(s): SM2320B

Test(s): SM2320B

**Laboratory Control Spike**

**Water**

**QC Batch # 2005/07/12-01.58**

LCS 2005/07/12-01.58-002

Extracted: 07/12/2005

Analyzed: 07/12/2005

LCSD 2005/07/12-01.58-003

Extracted: 07/12/2005

Analyzed: 07/12/2005

Compound	Conc. mg/L		Exp.Conc.	Recovery %		RPD	Ctrl.Limits %		Flags	
	LCS	LCSD		LCS	LCSD		%	Rec.	RPD	LCS
Alkalinity (Total)	2510	2510	2500	100.4	100.4	0.0	80-120	20		

Severn Trent Laboratories, Inc.

STL San Francisco \* 1220 Quarry Lane, Pleasanton, CA 94566

Tel 925 484 1919 Fax 925 484 1096 \* www.stl-inc.com \* CA DHS ELAP# 2496

07/12/2005 15:18

**Misc Anions by Ion Chromatograph**

Blaine Tech Services, Inc.

Attn.: Leon Gearhart

1680 Rogers Avenue  
San Jose, CA 95112-1105  
Phone: (408) 573-0555 Fax: (408) 573-7771Project: 050708-DA2  
98995758

Received: 07/08/2005 13:10

Site: 4255 MacArthur Boulevard, Oakland

**Samples Reported**

Sample Name	Date Sampled	Matrix	Lab #
MW-1	07/08/2005 10:58	Water	1
MW-2	07/08/2005 10:25	Water	2
MW-3	07/08/2005 11:42	Water	3
MW-4	07/08/2005 09:40	Water	4
MW-5	07/08/2005 09:08	Water	5

**Misc Anions by Ion Chromatograph**

Blaine Tech Services, Inc.

Attn.: Leon Gearhart

1680 Rogers Avenue  
San Jose, CA 95112-1105  
Phone: (408) 573-0555 Fax: (408) 573-7771

Project: 050708-DA2  
98995758

Received: 07/08/2005 13:10

Site: 4255 MacArthur Boulevard, Oakland

Prep(s): 300.0/9056	Test(s): 300.0/9056
Sample ID: <b>MW-1</b>	Lab ID: 2005-07-0181 - 1
Sampled: 07/08/2005 10:58	Extracted: 7/8/2005 20:20
Matrix: Water	QC Batch#: 2005/07/08-01.41

Compound	Conc.	RL	Unit	Dilution	Analyzed	Flag
Nitrate	ND	1.0	mg/L	5.00	07/08/2005 20:20	
Sulfate	18	2.0	mg/L	5.00	07/08/2005 20:20	



**Misc Anions by Ion Chromatograph**

Blaine Tech Services, Inc.

Attn.: Leon Gearhart

1680 Rogers Avenue  
San Jose, CA 95112-1105  
Phone: (408) 573-0555 Fax: (408) 573-7771

Project: 050708-DA2  
98995758

Received: 07/08/2005 13:10

Site: 4255 MacArthur Boulevard, Oakland

Prep(s): 300.0/9056                      Test(s): 300.0/9056  
Sample ID: **MW-2**                              Lab ID: 2005-07-0181 - 2  
Sampled: 07/08/2005 10:25                      Extracted: 7/8/2005 21:07  
Matrix: Water                                      QC Batch#: 2005/07/08-01.41

Compound	Conc.	RL	Unit	Dilution	Analyzed	Flag
Nitrate	ND	1.0	mg/L	5.00	07/08/2005 21:07	
Sulfate	ND	2.0	mg/L	5.00	07/08/2005 21:07	

**Misc Anions by Ion Chromatograph**

Blaine Tech Services, Inc.

Attn.: Leon Gearhart

1680 Rogers Avenue  
San Jose, CA 95112-1105  
Phone: (408) 573-0555 Fax: (408) 573-7771

Project: 050708-DA2  
98995758

Received: 07/08/2005 13:10

Site: 4255 MacArthur Boulevard, Oakland

---

Prep(s): 300.0/9056	Test(s): 300.0/9056
Sample ID: <b>MW-3</b>	Lab ID: 2005-07-0181 - 3
Sampled: 07/08/2005 11:42	Extracted: 7/8/2005 21:22
Matrix: Water	QC Batch#: 2005/07/08-01.41

Compound	Conc.	RL	Unit	Dilution	Analyzed	Flag
Nitrate	ND	1.0	mg/L	5.00	07/08/2005 21:22	
Sulfate	ND	2.0	mg/L	5.00	07/08/2005 21:22	

**Misc Anions by Ion Chromatograph**

Blaine Tech Services, Inc.

Attn.: Leon Gearhart

1680 Rogers Avenue

San Jose, CA 95112-1105

Phone: (408) 573-0555 Fax: (408) 573-7771

Project: 050708-DA2

98995758

Received: 07/08/2005 13:10

Site: 4255 MacArthur Boulevard, Oakland

Prep(s): 300.0/9056	Test(s): 300.0/9056
Sample ID: <b>MW-4</b>	Lab ID: 2005-07-0181 - 4
Sampled: 07/08/2005 09:40	Extracted: 7/8/2005 21:38
Matrix: Water	QC Batch#: 2005/07/08-01.41

Compound	Conc.	RL	Unit	Dilution	Analyzed	Flag
Nitrate	ND	1.0	mg/L	5.00	07/08/2005 21:38	
Sulfate	ND	2.0	mg/L	5.00	07/08/2005 21:38	

**Misc Anions by Ion Chromatograph**

Blaine Tech Services, Inc.

Attn.: Leon Gearhart

1680 Rogers Avenue  
San Jose, CA 95112-1105  
Phone: (408) 573-0555 Fax: (408) 573-7771

Project: 050708-DA2  
98995758

Received: 07/08/2005 13:10

Site: 4255 MacArthur Boulevard, Oakland

Prep(s): 300.0/9056	Test(s): 300.0/9056
Sample ID: <b>MW-5</b>	Lab ID: 2005-07-0181 - 5
Sampled: 07/08/2005 09:08	Extracted: 7/8/2005 21:54
Matrix: Water	QC Batch#: 2005/07/08-01.41

Compound	Conc.	RL	Unit	Dilution	Analyzed	Flag
Nitrate	3.6	1.0	mg/L	5.00	07/08/2005 21:54	
Sulfate	23	2.0	mg/L	5.00	07/08/2005 21:54	

**Misc Anions by Ion Chromatograph**

Blaine Tech Services, Inc.

Attn.: Leon Gearhart

1680 Rogers Avenue

San Jose, CA 95112-1105

Phone: (408) 573-0555 Fax: (408) 573-7771

Project: 050708-DA2

98995758

Received: 07/08/2005 13:10

Site: 4255 MacArthur Boulevard, Oakland

**Batch QC Report**

Prep(s): 300.0/9056

**Method Blank**

MB: 2005/07/08-01.41-001

**Water**

Test(s): 300.0/9056

**QC Batch # 2005/07/08-01.41**

Date Extracted: 07/08/2005 19:34

Compound	Conc.	RL	Unit	Analyzed	Flag
Nitrate	ND	1.0	mg/L	07/08/2005 19:34	
Sulfate	ND	2.0	mg/L	07/08/2005 19:34	

**Misc Anions by Ion Chromatograph**

Blaine Tech Services, Inc.

Attn.: Leon Gearhart

1680 Rogers Avenue  
San Jose, CA 95112-1105  
Phone: (408) 573-0555 Fax: (408) 573-7771

Project: 050708-DA2  
98995758

Received: 07/08/2005 13:10

Site: 4255 MacArthur Boulevard, Oakland

**Batch QC Report**

Prep(s): 300.0/9056

Test(s): 300.0/9056

**Laboratory Control Spike**

**Water**

**QC Batch # 2005/07/08-01.41**

LCS 2005/07/08-01.41-002

Extracted: 07/08/2005

Analyzed: 07/08/2005 19:49

LCSD 2005/07/08-01.41-003

Extracted: 07/08/2005

Analyzed: 07/08/2005 20:05

Compound	Conc. mg/L		Exp.Conc.	Recovery %		RPD	Ctrl.Limits %			Flags	
	LCS	LCSD		LCS	LCSD		%	Rec.	RPD	LCS	LCSD
Nitrate	26.6	26.8	26.7	99.6	100.4	0.8	80-120	20			
Sulfate	30.0	30.0	30.0	100.0	100.0	0.0	80-120	20			

Severn Trent Laboratories, Inc.

STL San Francisco \* 1220 Quarry Lane, Pleasanton, CA 94566

Tel 925 484 1919 Fax 925 484 1096 \* www.stl-inc.com \* CA DHS ELAP# 2496

07/22/2005 15:16

Page 8 of 8

**Dissolved Metals**

Blaine Tech Services, Inc.

Attn.: Leon Gearhart

1680 Rogers Avenue

San Jose, CA 95112-1105

Phone: (408) 573-0555 Fax: (408) 573-7771

Project: 050708-DA2  
98995758

Received: 07/08/2005 13:10

Site: 4255 MacArthur Boulevard, Oakland

**Samples Reported**

Sample Name	Date Sampled	Matrix	Lab #
MW-1	07/08/2005 10:58	Water	1
MW-2	07/08/2005 10:25	Water	2
MW-3	07/08/2005 11:42	Water	3
MW-4	07/08/2005 09:40	Water	4
MW-5	07/08/2005 09:08	Water	5

Severn Trent Laboratories, Inc.

STL San Francisco \* 1220 Quarry Lane, Pleasanton, CA 94566

Tel 925 484 1919 Fax 925 484 1096 \* www.stl-inc.com \* CA DHS ELAP# 2496

07/25/2005 09:57

**Dissolved Metals**

Blaine Tech Services, Inc.

Attn.: Leon Gearhart

1680 Rogers Avenue  
San Jose, CA 95112-1105  
Phone: (408) 573-0555 Fax: (408) 573-7771

Project: 050708-DA2  
98995758

Received: 07/08/2005 13:10

Site: 4255 MacArthur Boulevard, Oakland

Prep(s): 3005A	Test(s): 6010B
Sample ID: <b>MW-1</b>	Lab ID: 2005-07-0181 - 1
Sampled: 07/08/2005 10:58	Extracted: 7/21/2005 15:25
Matrix: Water	QC Batch#: 2005/07/21-05.15

Compound	Conc.	RL	Unit	Dilution	Analyzed	Flag
Iron	0.73	0.20	mg/L	1.00	07/22/2005 17:19	

Severn Trent Laboratories, Inc.

STL San Francisco \* 1220 Quarry Lane, Pleasanton, CA 94566

Tel 925 484 1919 Fax 925 484 1096 \* www.stl-inc.com \* CA DHS ELAP# 2496

07/25/2005 09:57



**Dissolved Metals**

Blaine Tech Services, Inc.

Attn.: Leon Gearhart

1680 Rogers Avenue  
San Jose, CA 95112-1105  
Phone: (408) 573-0555 Fax: (408) 573-7771

Project: 050708-DA2  
98995758

Received: 07/08/2005 13:10

Site: 4255 MacArthur Boulevard, Oakland

Prep(s): 3005A	Test(s): 6010B
Sample ID: MW-2	Lab ID: 2005-07-0181 - 2
Sampled: 07/08/2005 10:25	Extracted: 7/21/2005 15:25
Matrix: Water	QC Batch#: 2005/07/21-05.15

Compound	Conc.	RL	Unit	Dilution	Analyzed	Flag
Iron	6.8	0.20	mg/L	1.00	07/22/2005 17:28	

**Dissolved Metals**

Blaine Tech Services, Inc.

Attn.: Leon Gearhart

1680 Rogers Avenue  
San Jose, CA 95112-1105  
Phone: (408) 573-0555 Fax: (408) 573-7771

Project: 050708-DA2  
98995758

Received: 07/08/2005 13:10

Site: 4255 MacArthur Boulevard, Oakland

Prep(s): 3005A	Test(s): 6010B
Sample ID: <b>MW-3</b>	Lab ID: 2005-07-0181 - 3
Sampled: 07/08/2005 11:42	Extracted: 7/21/2005 15:25
Matrix: Water	QC Batch#: 2005/07/21-05.15

Compound	Conc.	RL	Unit	Dilution	Analyzed	Flag
Iron	17	0.20	mg/L	1.00	07/22/2005 17:32	

Severn Trent Laboratories, Inc.

STL San Francisco \* 1220 Quarry Lane, Pleasanton, CA 94566

Tel 925 484 1919 Fax 925 484 1096 \* www.stl-inc.com \* CA DHS ELAP# 2496

07/25/2005 09:57

**Dissolved Metals**

Blaine Tech Services, Inc.

Attn.: Leon Gearhart

1680 Rogers Avenue  
San Jose, CA 95112-1105  
Phone: (408) 573-0555 Fax: (408) 573-7771

Project: 050708-DA2  
98995758

Received: 07/08/2005 13:10

Site: 4255 MacArthur Boulevard, Oakland

Prep(s): 3005A	Test(s): 6010B
Sample ID: <b>MW-4</b>	Lab ID: 2005-07-0181 - 4
Sampled: 07/08/2005 09:40	Extracted: 7/21/2005 15:25
Matrix: Water	QC Batch#: 2005/07/21-05.15

Compound	Conc.	RL	Unit	Dilution	Analyzed	Flag
Iron	1.5	0.20	mg/L	1.00	07/22/2005 17:35	

**Dissolved Metals**

Blaine Tech Services, Inc.

Attn.: Leon Gearhart

1680 Rogers Avenue  
San Jose, CA 95112-1105  
Phone: (408) 573-0555 Fax: (408) 573-7771

Project: 050708-DA2  
98995758

Received: 07/08/2005 13:10

Site: 4255 MacArthur Boulevard, Oakland

Prep(s): 3005A	Test(s): 6010B
Sample ID: <b>MW-5</b>	Lab ID: 2005-07-0181 - 5
Sampled: 07/08/2005 09:08	Extracted: 7/21/2005 15:25
Matrix: Water	QC Batch#: 2005/07/21-05.15

Compound	Conc.	RL	Unit	Dilution	Analyzed	Flag
Iron	0.79	0.20	mg/L	1.00	07/22/2005 17:38	

**Dissolved Metals**

Blaine Tech Services, Inc.

Attn.: Leon Gearhart

1680 Rogers Avenue  
San Jose, CA 95112-1105  
Phone: (408) 573-0555 Fax: (408) 573-7771Project: 050708-DA2  
98995758

Received: 07/08/2005 13:10

Site: 4255 MacArthur Boulevard, Oakland

---

**Batch QC Report**

---

Prep(s): 3005A

**Method Blank**

MB: 2005/07/21-05.15-069

**Water**

Test(s): 6010B

**QC Batch # 2005/07/21-05.15**

Date Extracted: 07/21/2005 15:25

Compound	Conc.	RL	Unit	Analyzed	Flag
Iron	ND	0.20	mg/L	07/22/2005 17:04	

**Dissolved Metals**

Blaine Tech Services, Inc.

Attn.: Leon Gearhart

1680 Rogers Avenue  
San Jose, CA 95112-1105  
Phone: (408) 573-0555 Fax: (408) 573-7771

Project: 050708-DA2  
98995758

Received: 07/08/2005 13:10

Site: 4255 MacArthur Boulevard, Oakland

**Batch QC Report**

Prep(s): 3005A

Test(s): 6010B

**Laboratory Control Spike**

**Water**

**QC Batch # 2005/07/21-05.15**

LCS 2005/07/21-05.15-070

Extracted: 07/21/2005

Analyzed: 07/22/2005 17:07

LCSD 2005/07/21-05.15-071

Extracted: 07/21/2005

Analyzed: 07/22/2005 17:16

Compound	Conc. mg/L		Exp.Conc.	Recovery %		RPD	Ctrl.Limits %		Flags	
	LCS	LCSD		LCS	LCSD		%	Rec.	RPD	LCS
Iron	5.16	5.14	5.00	103.2	102.8	0.4	80-120	20		

Severn Trent Laboratories, Inc.

STL San Francisco \* 1220 Quarry Lane, Pleasanton, CA 94566

Tel 925 484 1919 Fax 925 484 1096 \* www.stl-inc.com \* CA DHS ELAP# 2496

07/25/2005 09:57



Report Number : 44852

Date : 7/25/2005

Melissa Brewer  
STL San Francisco  
1220 Quarry Lane  
Pleasanton, CA 94566-4756

Subject : 5 Water Samples  
Project Name : 4255 MacArthur Boulevard, Oakland  
Project Number : 050708-DA2  
P.O. Number : 98995758

Dear Ms. Brewer,

Chemical analysis of the samples referenced above has been completed. Summaries of the data are contained on the following pages. Sample(s) were received under documented chain-of-custody. US EPA protocols for sample storage and preservation were followed.

Kiff Analytical is certified by the State of California (# 2236). If you have any questions regarding procedures or results, please call me at 530-297-4800.

Sincerely,

A handwritten signature in black ink, appearing to read "Joel Kiff".

Joel Kiff

Project Name : 4255 MacArthur Boulevard, Oakland

Project Number : 050708-DA2

Sample : MW-1

Matrix : Water


Lab Number : 44852-01

Sample Date :7/8/2005

Parameter	Measured Value	Method Reporting Limit	Units	Analysis Method	Date Analyzed
<b>Benzene</b>	< 0.50	0.50	ug/L	EPA 8260B	7/20/2005
<b>Toluene</b>	< 0.50	0.50	ug/L	EPA 8260B	7/20/2005
<b>Ethylbenzene</b>	< 0.50	0.50	ug/L	EPA 8260B	7/20/2005
<b>Total Xylenes</b>	< 0.50	0.50	ug/L	EPA 8260B	7/20/2005
<b>Methyl-t-butyl ether (MTBE)</b>	380	0.50	ug/L	EPA 8260B	7/20/2005
<b>Diisopropyl ether (DIPE)</b>	< 0.50	0.50	ug/L	EPA 8260B	7/20/2005
<b>Ethyl-t-butyl ether (ETBE)</b>	< 0.50	0.50	ug/L	EPA 8260B	7/20/2005
<b>Tert-amyl methyl ether (TAME)</b>	< 0.50	0.50	ug/L	EPA 8260B	7/20/2005
<b>Tert-Butanol</b>	510	5.0	ug/L	EPA 8260B	7/20/2005
<b>Ethanol</b>	< 5.0	5.0	ug/L	EPA 8260B	7/20/2005
<b>TPH as Gasoline</b>	< 50	50	ug/L	EPA 8260B	7/20/2005
Toluene - d8 (Surr)	96.5		% Recovery	EPA 8260B	7/20/2005
4-Bromofluorobenzene (Surr)	107		% Recovery	EPA 8260B	7/20/2005

Approved By:

Joel Kiff







Report Number : 44852

Date : 7/25/2005

Project Name : 4255 MacArthur Boulevard, Oakland

Project Number : 050708-DA2


Sample : MW-2

Matrix : Water

Lab Number : 44852-02

Sample Date :7/8/2005

Parameter	Measured Value	Method Reporting Limit	Units	Analysis Method	Date Analyzed
<b>Benzene</b>	<b>2300</b>	150	ug/L	EPA 8260B	7/20/2005
<b>Toluene</b>	<b>1500</b>	150	ug/L	EPA 8260B	7/20/2005
<b>Ethylbenzene</b>	<b>1700</b>	150	ug/L	EPA 8260B	7/20/2005
<b>Total Xylenes</b>	<b>6600</b>	150	ug/L	EPA 8260B	7/20/2005
<b>Methyl-t-butyl ether (MTBE)</b>	<b>24000</b>	150	ug/L	EPA 8260B	7/20/2005
<b>Diisopropyl ether (DIPE)</b>	<b>&lt; 150</b>	150	ug/L	EPA 8260B	7/20/2005
<b>Ethyl-t-butyl ether (ETBE)</b>	<b>&lt; 150</b>	150	ug/L	EPA 8260B	7/20/2005
<b>Tert-amyl methyl ether (TAME)</b>	<b>&lt; 150</b>	150	ug/L	EPA 8260B	7/20/2005
<b>Tert-Butanol</b>	<b>25000</b>	700	ug/L	EPA 8260B	7/20/2005
<b>Ethanol</b>	<b>&lt; 1500</b>	1500	ug/L	EPA 8260B	7/20/2005
<b>TPH as Gasoline</b>	<b>50000</b>	15000	ug/L	EPA 8260B	7/20/2005
Toluene - d8 (Surr)	96.8		% Recovery	EPA 8260B	7/20/2005
4-Bromofluorobenzene (Surr)	107		% Recovery	EPA 8260B	7/20/2005

Approved By:  Joel Kiff



Report Number : 44852

Date : 7/25/2005

Project Name : 4255 MacArthur Boulevard, Oakland

Project Number : 050708-DA2

Sample : MW-3

Matrix : Water

Lab Number : 44852-03

Sample Date : 7/8/2005

Parameter	Measured Value	Method Reporting Limit	Units	Analysis Method	Date Analyzed
<b>Benzene</b>	<b>2900</b>	20	ug/L	EPA 8260B	7/20/2005
<b>Toluene</b>	<b>47</b>	20	ug/L	EPA 8260B	7/20/2005
<b>Ethylbenzene</b>	<b>1100</b>	20	ug/L	EPA 8260B	7/20/2005
<b>Total Xylenes</b>	<b>2000</b>	20	ug/L	EPA 8260B	7/20/2005
<b>Methyl-t-butyl ether (MTBE)</b>	<b>2800</b>	20	ug/L	EPA 8260B	7/20/2005
<b>Diisopropyl ether (DIPE)</b>	<b>&lt; 20</b>	20	ug/L	EPA 8260B	7/20/2005
<b>Ethyl-t-butyl ether (ETBE)</b>	<b>&lt; 20</b>	20	ug/L	EPA 8260B	7/20/2005
<b>Tert-amyl methyl ether (TAME)</b>	<b>&lt; 20</b>	20	ug/L	EPA 8260B	7/20/2005
<b>Tert-Butanol</b>	<b>1900</b>	90	ug/L	EPA 8260B	7/20/2005
<b>Ethanol</b>	<b>&lt; 200</b>	200	ug/L	EPA 8260B	7/20/2005
<b>TPH as Gasoline</b>	<b>28000</b>	2000	ug/L	EPA 8260B	7/20/2005
Toluene - d8 (Surr)	97.0		% Recovery	EPA 8260B	7/20/2005
4-Bromofluorobenzene (Surr)	108		% Recovery	EPA 8260B	7/20/2005

Approved By:

Joel Kiff



Report Number : 44852

Date : 7/25/2005

Project Name : 4255 MacArthur Boulevard, Oakland

Project Number : 050708-DA2


Sample : MW-4

Matrix : Water

Lab Number : 44852-04

Sample Date : 7/8/2005

Parameter	Measured Value	Method Reporting Limit	Units	Analysis Method	Date Analyzed
Benzene	30	4.0	ug/L	EPA 8260B	7/20/2005
Toluene	< 4.0	4.0	ug/L	EPA 8260B	7/20/2005
Ethylbenzene	6.0	4.0	ug/L	EPA 8260B	7/20/2005
Total Xylenes	< 4.0	4.0	ug/L	EPA 8260B	7/20/2005
Methyl-t-butyl ether (MTBE)	250	4.0	ug/L	EPA 8260B	7/20/2005
Diisopropyl ether (DIPE)	< 4.0	4.0	ug/L	EPA 8260B	7/20/2005
Ethyl-t-butyl ether (ETBE)	< 4.0	4.0	ug/L	EPA 8260B	7/20/2005
Tert-amyl methyl ether (TAME)	< 4.0	4.0	ug/L	EPA 8260B	7/20/2005
Tert-Butanol	9600	20	ug/L	EPA 8260B	7/20/2005
Ethanol	< 40	40	ug/L	EPA 8260B	7/20/2005
TPH as Gasoline	< 400	400	ug/L	EPA 8260B	7/20/2005
Toluene - d8 (Surr)	97.0		% Recovery	EPA 8260B	7/20/2005
4-Bromofluorobenzene (Surr)	106		% Recovery	EPA 8260B	7/20/2005

Approved By:  Joel Kiff

Project Name : 4255 MacArthur Boulevard, Oakland

Project Number : 050708-DA2

Sample : MW-5

Matrix : Water

Lab Number : 44852-05

Sample Date : 7/8/2005

Parameter	Measured Value	Method Reporting Limit	Units	Analysis Method	Date Analyzed
Benzene	< 0.50	0.50	ug/L	EPA 8260B	7/20/2005
Toluene	< 0.50	0.50	ug/L	EPA 8260B	7/20/2005
Ethylbenzene	< 0.50	0.50	ug/L	EPA 8260B	7/20/2005
Total Xylenes	< 0.50	0.50	ug/L	EPA 8260B	7/20/2005
Methyl-t-butyl ether (MTBE)	26	0.50	ug/L	EPA 8260B	7/20/2005
Diisopropyl ether (DIPE)	< 0.50	0.50	ug/L	EPA 8260B	7/20/2005
Ethyl-t-butyl ether (ETBE)	< 0.50	0.50	ug/L	EPA 8260B	7/20/2005
Tert-amyl methyl ether (TAME)	< 0.50	0.50	ug/L	EPA 8260B	7/20/2005
Tert-Butanol	18	5.0	ug/L	EPA 8260B	7/20/2005
Ethanol	< 5.0	5.0	ug/L	EPA 8260B	7/20/2005
TPH as Gasoline	< 50	50	ug/L	EPA 8260B	7/20/2005
Toluene - d8 (Surr)	97.7		% Recovery	EPA 8260B	7/20/2005
4-Bromofluorobenzene (Surr)	106		% Recovery	EPA 8260B	7/20/2005

Approved By:

Joel Kiff



Report Number : 44852

Date : 7/25/2005

**QC Report : Method Blank Data**

Project Name : **4255 MacArthur Boulevard, Oakland**

Project Number : **050708-DA2**

Parameter	Measured Value	Method Reporting Limit	Units	Analysis Method	Date Analyzed
Benzene	< 0.50	0.50	ug/L	EPA 8260B	7/20/2005
Toluene	< 0.50	0.50	ug/L	EPA 8260B	7/20/2005
Ethylbenzene	< 0.50	0.50	ug/L	EPA 8260B	7/20/2005
Total Xylenes	< 0.50	0.50	ug/L	EPA 8260B	7/20/2005
Methyl-t-butyl ether (MTBE)	< 0.50	0.50	ug/L	EPA 8260B	7/20/2005
Diisopropyl ether (DIPE)	< 0.50	0.50	ug/L	EPA 8260B	7/20/2005
Ethyl-t-butyl ether (ETBE)	< 0.50	0.50	ug/L	EPA 8260B	7/20/2005
Tert-amyl methyl ether (TAME)	< 0.50	0.50	ug/L	EPA 8260B	7/20/2005
Tert-Butanol	< 5.0	5.0	ug/L	EPA 8260B	7/20/2005
Ethanol	< 5.0	5.0	ug/L	EPA 8260B	7/20/2005
TPH as Gasoline	< 50	50	ug/L	EPA 8260B	7/20/2005
Toluene - d8 (Surr)	98.3		%	EPA 8260B	7/20/2005
4-Bromofluorobenzene (Surr)	103		%	EPA 8260B	7/20/2005

Parameter	Measured Value	Method Reporting Limit	Units	Analysis Method	Date Analyzed
-----------	----------------	------------------------	-------	-----------------	---------------

KIFF ANALYTICAL, LLC

2795 2nd St, Suite 300 Davis, CA 95616 530-297-4800

Approved By:  Joel Kiff

Report Number : 44852


Date : 7/25/2005

QC Report : Matrix Spike/ Matrix Spike Duplicate

Project Name : 4255 MacArthur

Project Number : 050708-DA2

Parameter	Spiked Sample	Sample Value	Spike Level	Spike Dup. Level	Spiked Sample Value	Duplicate Spiked Sample Value	Units	Analysis Method	Date Analyzed	Spiked Sample Percent Recov.	Duplicate Spiked Sample Percent Recov.	Relative Percent Diff.	Spiked Sample Percent Recov. Limit	Relative Percent Diff. Limit
Benzene	44847-42	<0.50	40.0	40.0	39.1	37.7	ug/L	EPA 8260B	7/20/05	97.7	94.4	3.52	70-130	25
Toluene	44847-42	<0.50	40.0	40.0	37.8	36.0	ug/L	EPA 8260B	7/20/05	94.6	90.1	4.78	70-130	25
Tert-Butanol	44847-42	<5.0	200	200	189	186	ug/L	EPA 8260B	7/20/05	94.6	92.8	1.92	70-130	25
Methyl-t-Butyl Ether	44847-42	4.4	40.0	40.0	38.2	37.3	ug/L	EPA 8260B	7/20/05	84.4	82.3	2.58	70-130	25

Approved By:  Joel Kiff

KIFF ANALYTICAL, LLC

2795 2nd St, Suite 300 Davis, CA 95616 530-297-4800

Report Number : 44852

Date : 7/25/2005

**QC Report : Laboratory Control Sample (LCS)**

Project Name : **4255 MacArthur**

Project Number : **050708-DA2**

Parameter	Spike Level	Units	Analysis Method	Date Analyzed	LCS Percent Recov.	LCS Percent Recov. Limit
Benzene	40.0	ug/L	EPA 8260B	7/20/05	97.3	70-130
Toluene	40.0	ug/L	EPA 8260B	7/20/05	98.5	70-130
Tert-Butanol	200	ug/L	EPA 8260B	7/20/05	96.9	70-130
Methyl-t-Butyl Ether	40.0	ug/L	EPA 8260B	7/20/05	86.3	70-130

KIFF ANALYTICAL, LLC

2795 2nd St, Suite 300 Davis, CA 95616 530-297-4800

Approved By:

Joel Kiff



44852

Date Shipped: 7/18/2005

2005-07-0181 - 1



Chain of Custody

From: STL San Francisco (CL) 1220 Quarry Lane Pleasanton, CA 94566-4756

To: Kiff Analytical 2795 Second Street, Ste. 300 Davis, CA 95616

Project Manager: Melissa Brewer
Phone: Ext:
Fax: (925) 484-1096
Email: mbrewer@stl-inc.com

Phone: (530) 297-4800 Ext:
Fax: (530) 297-4803
Contact: Sample Receiving
Phone: (530) 297-4800 Ext:

CL Submission #: 2005-07-0181
CL PO #:

Project #: 050708-DA2
Project Name: 98995758
EDF Global ID: T0600101261

Table with columns: Client Sample ID, Analysis, Sampled, Matrix, Method. Includes a list of analytes like Benzene, Toluene, Ethylbenzene, etc., and a 'Sample Receipt' section with handwritten data.

RELINQUISHED BY: 1. Signature: Jean Mullen, Time: 1430, Date: 7-18-05, Company: STLSF

RELINQUISHED BY: 2. (Signature and Date fields are blank)

RELINQUISHED BY: 3. (Signature and Date fields are blank)

RECEIVED BY: 1. (Signature and Date fields are blank)

RECEIVED BY: 2. (Signature and Date fields are blank)

RECEIVED BY: 3. Signature: [Handwritten], Time: 1945, Date: 07/20/05, Company: Kiff Analytical



44852



STL

Chain of Custody

Date Shipped: 7/18/2005

2005-07-0181 - 1

From:
STL San Francisco (CL)
1220 Quarry Lane
Pleasanton, CA 94566-4756

To:
Kiff Analytical
2795 Second Street, Ste. 300
Davis, CA 95616

Project Manager: Melissa Brewer
Phone: Ext:
Fax: (925) 484-1096
Email: mbrewer@stl-inc.com

Phone: (530) 297-4800 Ext:
Fax: (530) 297-4803
Contact: Sample Receiving
Phone: (530) 297-4800 Ext:

CL Submission #: 2005-07-0181
CL PO #:

Project #: 050708-DA2
Project Name: 98995758
EDF Global ID: T0600101261

Table with columns: Client Sample ID, Analysis, CL, Sampled, Matrix, Method. Contains sample details for MW-2, including analysis of Gas/BTEX Fuel Oxygenates and various hydrocarbons.

RELINQUISHED BY: 1.
Signature: [Handwritten Signature]
Time: 1430
Printed Name: [Handwritten Name]
Date: 7-18-05
Company: STL SF

RELINQUISHED BY: 2.
Signature: [Handwritten Signature]
Time:
Printed Name:
Date:
Company:

RELINQUISHED BY: 3.
Signature: [Handwritten Signature]
Time:
Printed Name:
Date:
Company:

RECEIVED BY: 1.
Signature: [Handwritten Signature]
Time:
Printed Name:
Date:
Company:

RECEIVED BY: 2.
Signature: [Handwritten Signature]
Time:
Printed Name:
Date:
Company:

RECEIVED BY: 3.
Signature: [Handwritten Signature]
Time: 1945
Printed Name: Osama Albalawi
Date: 07/18/05
Company: Kiff Analytical

44852



STL

Chain of Custody

Date Shipped: 7/18/2005

2005-07-0181 - 1

From: STL San Francisco (CL)
1220 Quarry Lane
Pleasanton, CA 94566-4756

To: Kiff Analytical
2795 Second Street, Ste. 300
Davis, CA 95616

Project Manager: Melissa Brewer
Phone: Ext.
Fax: (925) 484-1096
Email: mbrewer@stf-inc.com

Phone: (530) 297-4800 Ext:
Fax: (530) 297-4803
Contact: Sample Receiving
Phone: (530) 297-4800 Ext:

CL Submission #: 2005-07-0181
CL PO #:

Project #: 050708-DA2
Project Name: 98995758
EDF Global ID: T0600101261

Table with columns: Client Sample ID, Analysis, Sampled, Matrix, Method. Row 1: MW-3, 3, 7/8/2005 11:42:00AM, Water, 5 Day. Subsequent rows list various chemical analyses like Selectable Gas/BTEX Fuel Oxygenates, MTBE, DIPE, ETBE, TAME, Ethanol, Gasoline, Benzene, Toluene, Ethylbenzene, Total xylenes, and tert-Butyl alcohol (TBA).

RELINQUISHED BY: 1. Signature: [Handwritten], Time: 1930, Printed Name: [Handwritten], Date: 7-18-05, Company: STL

RELINQUISHED BY: 2. Signature: [Handwritten], Time: [Blank], Printed Name: [Blank], Date: [Blank], Company: [Blank]

RELINQUISHED BY: 3. Signature: [Handwritten], Time: [Blank], Printed Name: [Blank], Date: [Blank], Company: [Blank]

RECEIVED BY: 1. Signature: [Handwritten], Time: [Blank], Printed Name: [Blank], Date: [Blank], Company: [Blank]

RECEIVED BY: 2. Signature: [Handwritten], Time: [Blank], Printed Name: [Blank], Date: [Blank], Company: [Blank]

RECEIVED BY: 3. Signature: [Handwritten], Time: 1945, Printed Name: [Handwritten], Date: 07/18/05, Company: Kiff Analytical

44852

Date Shipped: 7/18/2005

2005-07-0181 - 1



Chain of Custody

From: **STL San Francisco (CL)**  
 1220 Quarry Lane  
 Pleasanton, CA 94566-4756

To: **Kiff Analytical**  
 2795 Second Street, Ste. 300  
 Davis, CA 95616

Project Manager: Melissa Brewer  
 Phone: Ext.  
 Fax: (925) 484-1096  
 Email: mbrewer@stl-inc.com

Phone: (530) 297-4800 Ext.  
 Fax: (530) 297-4803  
 Contact: Sample Receiving  
 Phone: (530) 297-4800 Ext.

CL Submission #: 2005-07-0181  
 CL PO #:

Project #: 050708-DA2  
 Project Name: 98995758  
 EDF Global ID: T0600101261

Client Sample ID	Analysis	Container	Sampled	Matrix	Method	TA
MW-4		4	7/18/2005 9:40:00AM	Water		
EDF Field ID:	MW-4					
	Selectable Gas/BTEX Fuel Oxygenates by 8260B /*SUBBED TO KIFF*/				8260B	5 Day
	tert-Butyl alcohol (TBA)					
	Methyl tert-butyl ether (MTBE)					
	Di-isopropyl Ether (DIPE)					
	Ethyl tert-butyl ether (ETBE)					
	tert-Amyl methyl ether (TAME)					
	Ethanol					
	Gasoline [Shell]					
	Benzene					
	Toluene					
	Ethylbenzene					
	Total xylenes					

RELINQUISHED BY: 1.  
 Signature: *[Signature]* Time: 1430  
 Printed Name: *[Signature]* Date: 7-18-05  
 Company: STL SF

RELINQUISHED BY: 2.  
 Signature: *[Signature]* Time:  
 Printed Name: Date:  
 Company:

RELINQUISHED BY: 3.  
 Signature: *[Signature]* Time:  
 Printed Name: Date:  
 Company:

RECEIVED BY: 1.  
 Signature: *[Signature]* Time:  
 Printed Name: Date:  
 Company:

RECEIVED BY: 2.  
 Signature: *[Signature]* Time:  
 Printed Name: Date:  
 Company:

RECEIVED BY: 3.  
 Signature: *[Signature]* Time: 9945  
 Printed Name: Osama Albalawi Date: 07/18/05  
 Company: Kiff Analytical

44852

**SEVERN**  
**TRENT**

**STL**

Chain of Custody

Date Shipped: 7/18/2005

2005-07-0181 - 1

From:  
**STL San Francisco (CL)**  
1220 Quarry Lane  
Pleasanton, CA 94566-4756

To:  
Kiff Analytical  
2795 Second Street, Ste. 300  
Davis, CA 95616

Project Manager: Melissa Brewer  
Phone: Ext:  
Fax: (925) 484-1096  
Email: mbrewer@stl-inc.com

Phone: (530) 297-4800 Ext:  
Fax: (530) 297-4803  
Contact: Sample Receiving  
Phone: (530) 297-4800 Ext:

CL Submission #: 2005-07-0181  
CL PO #:

Project #: 050708-DA2  
Project Name: 98995758  
EDF Global ID: T0600101261

Client Sample ID	GL	Sample	Matrix
Analysis			Method
MW-5	5	7/18/2005 9:08:00AM	Water
EDF Field ID: MW-5			8260B
Selectable Gas/BTEX Fuel Oxygenates by 8260B /*SUBBED TO KIFF*/ Gasoline [Shell]			5 Day
Benzene			
Ethylbenzene			
Toluene			
Total xylenes			
tert-Butyl alcohol (TBA)			
Methyl tert-butyl ether (MTBE)			
Ethyl tert-butyl ether (ETBE)			
tert-Amyl methyl ether (TAME)			
Ethanol			
Di-isopropyl Ether (DIPE)			

PLEASE INCLUDE QC WITH FAXED AND HARD-COPY RESULTS

RELINQUISHED BY: 1.

Signature: *[Signature]* Time: 11:30

Printed Name: *[Signature]* Date: 7/18/05

Company: STL SF

RELINQUISHED BY: 2.

Signature: *[Signature]* Time:

Printed Name: Date:

Company:

RELINQUISHED BY: 3.

Signature: *[Signature]* Time:

Printed Name: Date:

Company:

RECEIVED BY: 1.

Signature: *[Signature]* Time:

Printed Name: Date:

Company:

RECEIVED BY: 2.

Signature: *[Signature]* Time:

Printed Name: Date:

Company:

RECEIVED BY: 3.

Signature: *[Signature]* Time: 12:45

Printed Name: Osama Albalawi Date: 07/18/05

Company: Kiff Analytical

LAB: STL

44852

SHELL Chain Of Custody Record

Lab Identification (if necessary):

Address:

City, State, Zip:

Shell Project Manager to be invoiced:

- SCIENCE & ENGINEERING
- TECHNICAL SERVICES
- CRMT HOUSTON

Denis Brown

2005-07-0181

INCIDENT NUMBER (S&E ONLY)

9 8 9 9 5 7 5 8

SAP or CRMT NUMBER (TS/CRMT)

DATE: 7/8/05

PAGE: 1 of 1

SAMPLING COMPANY: <b>Blaine Tech Services</b>		LOG CODE: <b>BTSS</b>	SITE ADDRESS (Street and City): <b>4255 MacArthur Boulevard, Oakland</b>		GLOBAL ID NO.: <b>T0600101261</b>
ADDRESS: <b>1680 Rogers Avenue, San Jose, CA 95112</b>		EDF DELIVERABLE TO (Responsible Party or Division): <b>Anni Krem!</b>		PHONE NO.: <b>(510)420-3335</b>	E-MAIL: <b>ShellOaklandEDF@cambria-env.com</b>
PROJECT CONTACT (Hardcopy or PDF Report to): <b>Leon Gearhart</b>		SAMPLER NAME(S) (Print): <b>David Aubut</b>		CONSULTANT PROJECT NO.: <b>050708-DAZ</b>	
TELEPHONE: <b>408-573-0555</b>	FAX: <b>408-573-7771</b>	E-MAIL: <b>lgearhart@blainetech.com</b>		LAB USE ONLY:	
TURNAROUND TIME (BUSINESS DAYS): <input checked="" type="checkbox"/> 30 DAYS <input type="checkbox"/> 5 DAYS <input type="checkbox"/> 72 HOURS <input type="checkbox"/> 48 HOURS <input type="checkbox"/> 24 HOURS <input type="checkbox"/> LESS THAN 24 HOURS		<b>REQUESTED ANALYSIS</b>			

LA - RWQCB REPORT FORMAT  UST AGENCY: \_\_\_\_\_

GC/MS MTBE CONFIRMATION: HIGHEST \_\_\_\_\_ HIGHEST per BORING \_\_\_\_\_ ALL \_\_\_\_\_

SPECIAL INSTRUCTIONS OR NOTES: CHECK BOX IF EDD IS NOT NEEDED   
Ferrous Iron samples have been field filtered

LAB USE ONLY	Field Sample Identification				REQUESTED ANALYSIS												FIELD NOTES: Container/Preservative or PID Readings or Laboratory Notes				
	DATE	TIME	MATRIX	NO. OF CONT.	TPH - Gas, Purgeable	BTEX	MTBE (8021B - 6ppb RL)	MTBE (8260B - 0.5ppb RL)	Oxygenates (5) by (8260B)	Ethanol (8260B)	Methanol	1,2-DCA (8260B)	EDB (8260B)	TPH - Diesel, Extractable (8015m)	Total Alkalinity	Ferrous Iron		Nitrate as Nitrate	Sulfate	MTBE (8260B) Confirmation, See Note	TEMPERATURE ON RECEIPT °C
	MW-1	7/8/05	1058	W	6	X	X		X	X					X	X	X	X			-01
	MW-2		1025			X	X		X	X					X	X	X	X			-02
	MW-3		1142			X	X		X	X					X	X	X	X			-03
	MW-4		0940			X	X		X	X					X	X	X	X			-04
	AQW-5		0908			X	X		X	X					X	X	X	X			-05

Relinquished by (Signature): <u>David Aubut</u>	Received by (Signature): <u>[Signature]</u>	Date: <u>7/8/05</u>	Time: <u>1310</u>
Relinquished by (Signature):	Received by (Signature):	Date:	Time:
Relinquished by (Signature):	Received by (Signature):	Date:	Time:

OKO Graphic (714) 888-9702

LAB: 572

# SHELL Chain Of Custody Record

*157-32*

Shell Project Manager to be invoiced:  
 OFFICE & PROJECT MGR  
 TECHNICAL SERVICES  
 WASTE HANDLING  
**Denis Brown**  
**2005-07-0181**

INCIDENT NUMBER (S&E ON: Y)  

9	8	9	9	5	7	5	8
---	---	---	---	---	---	---	---

 SAP or CRMT NUMBER (TS/CRMT)  
 [REDACTED]

DATE: 7/18/05  
 PAGE: 1 of 1

LABORATORY NAME <b>Blaine Tech Services</b>	LABORATORY ADDRESS <b>1680 Rogers Avenue, San Jose, CA 95112</b>	LABORATORY PHONE <b>408-573-0555</b>	LABORATORY FAX <b>408-573-7774</b>	LABORATORY EMAIL <b>lgeorhad@blainetech.com</b>	CLIENT NAME <b>DTSS</b>	CITE ADDRESS (Street and City) <b>4255 MacArthur Boulevard, Oakland</b>	GLOBAL CMTD <b>T0600101261</b>	CLIENT CONTACT NAME <b>Asmi Krentl</b>	CLIENT CONTACT PHONE <b>(510)420-3335</b>	CLIENT CONTACT EMAIL <b>ShellOaklandIEDF@cambria-env.com</b>	CLIENT CONTACT FAX <b>RTS #</b>
LABORATORY CONTACT PERSON <b>Leon Gearhart</b>					LABORATORY CONTACT PHONE <b>408-573-0555</b>						
LABORATORY CONTACT FAX <b>408-573-7774</b>					LABORATORY CONTACT EMAIL <b>lgeorhad@blainetech.com</b>						

TURNAROUND TIME (NOT IN EX. DAYS)  
 IN DAYS  1 DAY  72 HOURS  48 HOURS  24 HOURS  LESS THAN 24 HOURS

LA - RYDGE REPORT FORMAT  US AGENCY

GC/MS/MS/MS CONFIRMATION: HIGHEST \_\_\_\_\_ HIGHEST PERFORMING \_\_\_\_\_ ALL \_\_\_\_\_

SPECIAL INSTRUCTIONS OR NOTES:  CHECK BOX IF EDC IS NOT NEEDED   
*Ferrous Iron samples were taken from field filtered*

**REQUESTED ANALYSIS**

CAS USE ONLY	Field Sample Identification	SAMPLING		MATRIX	NO. OF CONT.	TPH - Gas, Purgeable	BTEX	MTBE (B201D - EPR-RL)	MDE (B250B - 0.5ppb RL)	OXYGENATES (E) BY (B250B)	Ethanol (B250B)	Methanol	1,2-DCA (B260E)	EEB (B250B)	TPH - Diesel Extractable (B215m)	Total Alkalinity	Ferrous Iron	Nitrate as Nitrate	Sulfate	MDE (B250B) Confirmation, See Note	TEMPERATURE ON RECEIPT OF
		DATE	TIME																		
	MW-1	7/18/05	1053	W	6	X	X		X							X	X	X	X		
	MW-2		1025			X	X		X							X	X	X	X		
	MW-3		1142			X	X		X							X	X	X	X		
	MW-4		0940			X	X		X							X	X	X	X		
	MW-5		0948			X	X		X							X	X	X	X		

**FIELD NOTES:**  
 Container/Preservative or PID Readings or Laboratory Notes

*6.26*

LABORATORY CONTACT NAME: *Leon Gearhart*

LABORATORY CONTACT PHONE: *408-573-0555*

LABORATORY CONTACT FAX: *408-573-7774*

LABORATORY CONTACT EMAIL: *lgeorhad@blainetech.com*

CLIENT CONTACT NAME: *Asmi Krentl*

CLIENT CONTACT PHONE: *(510)420-3335*

CLIENT CONTACT EMAIL: *ShellOaklandIEDF@cambria-env.com*

CLIENT CONTACT FAX: *RTS #*

LAB: 572

# SHELL Chain Of Custody Record

Lab Reference Number

Client

City, State, Zip

Shell Project Manager to be invoiced:

- ANALYSIS & ENGINEERING
- PLUMBER SERVICES
- CONTRACT SERVICES

Denis Brown

INCIDENT NUMBER (USE ONLY)


9 8 9 9 5 7 5 8

SAP or CRMF NUMBER (TS/CRM)

Date: 7/8/05

Page: 1 of 1

2005-07-0181



<b>Client Name:</b> Manna Tech Services 1588 Rogers Avenue, San Jose, CA 95112 Leon Gearhart Phone: 408-573-0555 Fax: 408-573-7771 Email: lgearth@mannatech.com		<b>Client Address:</b> 4255 MacArthur Boulevard, Oakland 4255 MacArthur Boulevard, Oakland, CA 94612-3335 Anna Kruel Phone: 510-420-3335		<b>Client ID:</b> T0600101261 Website: www.mannatech.com	
--	--	---	--	---	--

TURNAROUND TIME (BUSINESS DAYS):  
 10 DAYS  5 DAYS  72 HOURS  48 HOURS  24 HOURS  LESS THAN 24 HOURS

LA-IMPACT REPORT FORMAT  VST AGENCY

GRAMS LITRE CONFIRMATION: HIGHEST \_\_\_\_\_ HIGHEST (per DORING) \_\_\_\_\_ ALL \_\_\_\_\_

SPECIAL INSTRUCTIONS OR NOTES: CHECK BOX IF PDS IS NOT RECORDED   
 Follows Iron samples have been field filtered

REQUESTED ANALYSIS

LAB USE ONLY	Field Sample Identification	SAMPLING		MATRIX	NO. OF CONT.	TPH - Gas, Purgable		MDE (30218 - 5000 RU)	MDE (30200 - 0.5ppm RU)	Oxygens (15) by (3200E)	Ethanol (3200E)	Methanol	1,2-DCA (3200E)	EDS (3200E)	TPH - Diesel, Extractable (3015E)	Total Alkalinity	Fetrous Iron	Nitrate as Nitrate	Sulfide	MDE (3015E) Confirmation, See Book	FIELD NOTES: Contains Preservative or PID Readings or Laboratory Notes
		DATE	TIME			TPH	BTX														
	Mw-1	7/8/05	1058	W	6	X	X			X	X					X	X	X	X		
	Mw-2		1025			X	X			X	X					X	X	X	X		
	Mw-3		1142			X	X			X	X					X	X	X	X		
	Mw-4		0940			X	X			X	X					X	X	X	X		
	Mw-5		0908			X	X			X	X					X	X	X	X		

Prepared by: <u>David Allbut</u> Reviewed by: <u>[Signature]</u> Date: <u>7/9/05</u>	Prepared by: <u>[Signature]</u> Reviewed by: <u>[Signature]</u> Date: <u>7/9/05</u>
--	---

SHELL CHEMICAL COMPANY

**Brewer, Melissa**

From: Leon Gearhart ([lgearhart@blainetech.com])  
Sent: Monday, July 11, 2005 12:38 PM  
To: Brewer, Melissa  
Subject: 4255 MacArthur Blvd., Oakland

Melissa,

Please add EPIanal analysis to samples. A revised COC is attached.  
Thank you.

Leon Gearhart  
Operations Manager  
Blaine Tech Services  
(408) 573-0555 ext. 208





## SHELL WELL MONITORING DATA SHEET

BTS #: 050708-DAZ	Site: 4255 MacArthur Blvd. Oakland, CA
Sampler: DA	Date: 7/8/05
Well I.D.: MW-1	Well Diameter: 2 3 ④ 6 8
Total Well Depth (TD): 23.18	Depth to Water (DTW): 7.45
Depth to Free Product:	Thickness of Free Product (feet):
Referenced to: <u>PVC</u> Grade	D.O. Meter (if req'd): YSI HACH
DTW with 80% Recharge [(Height of Water Column x 0.20) + DTW]: 10.60	

Purge Method: Bailer Disposable Bailer Positive Air Displacement <input checked="" type="checkbox"/> Electric Submersible	Waterra Peristaltic Extraction Pump Other _____	Sampling Method: Bailer <input checked="" type="checkbox"/> Disposable Bailer Extraction Port Dedicated Tubing Other: _____
--	--	---

$10.2 \text{ (Gals.)} \times 3 = 30.6 \text{ Gals.}$ 1 Case Volume      Specified Volumes      Calculated Volume	<table border="1" style="width: 100%; border-collapse: collapse;"> <thead> <tr> <th>Well Diameter</th> <th>Multiplier</th> <th>Well Diameter</th> <th>Multiplier</th> </tr> </thead> <tbody> <tr> <td>1"</td> <td>0.04</td> <td>4"</td> <td>0.65</td> </tr> <tr> <td>2"</td> <td>0.16</td> <td>6"</td> <td>1.47</td> </tr> <tr> <td>3"</td> <td>0.37</td> <td>Other</td> <td>radius<sup>2</sup> * 0.163</td> </tr> </tbody> </table>	Well Diameter	Multiplier	Well Diameter	Multiplier	1"	0.04	4"	0.65	2"	0.16	6"	1.47	3"	0.37	Other	radius <sup>2</sup> * 0.163
Well Diameter	Multiplier	Well Diameter	Multiplier														
1"	0.04	4"	0.65														
2"	0.16	6"	1.47														
3"	0.37	Other	radius <sup>2</sup> * 0.163														

Time	Temp (°F)	pH	Cond. (mS or <del>AS</del> )	Turbidity (NTUs)	Gals. Removed	Observations
1051	72.5	6.7	897	94	10.5	cloudy
1053	69.8	6.8	1034	50	21	clearing
1055	69.3	6.9	1096	42	31	"

Did well dewater? Yes  No  Gallons actually evacuated: 31

Sampling Date: 7/8/05      Sampling Time: 1058      Depth to Water: traffic well

Sample I.D.: MW-1      Laboratory: STD Other \_\_\_\_\_

Analyzed for: ~~TPH-G~~ ~~BTEX~~ ~~MTBE~~ TPH-D      Other: See COC

EB I.D. (if applicable): @ \_\_\_\_\_ Time      Duplicate I.D. (if applicable):

Analyzed for: TPH-G BTEX MTBE TPH-D      Other:

D.O. (if req'd):	Pre-purge:	1.1	mg/L	Post-purge:		mg/L
O.R.P. (if req'd):	Pre-purge:	12	mV	Post-purge:		mV

**Blaine Tech Services, Inc. 1680 Rogers Ave., San Jose, CA 95112 (800) 545-7558**





## SHELL WELL MONITORING DATA SHEET

BTS #: 050708-DA1	Site: 4255 Mac Arthur Blvd. Oakland, CA
Sampler: DA	Date: 7/8/05
Well I.D.: MW-4	Well Diameter: <input checked="" type="radio"/> 3 <input type="radio"/> 4 <input type="radio"/> 6 <input type="radio"/> 8
Total Well Depth (TD): 30.64	Depth to Water (DTW): 7.50
Depth to Free Product:	Thickness of Free Product (feet):
Referenced to: <input checked="" type="radio"/> PVE    Grade	D.O. Meter (if req'd):    YSI    HACH
DTW with 80% Recharge [(Height of Water Column x 0.20) + DTW]: 12.13	

Purge Method: Bailer <input checked="" type="checkbox"/> Disposable Bailer Positive Air Displacement Electric Submersible	Waterra Peristaltic Extraction Pump Other _____	Sampling Method: Bailer <input checked="" type="checkbox"/> Disposable Bailer Extraction Port Dedicated Tubing Other: _____
--	--	---

3.7 (Gals.) X 3 = 11.1 Gals. 1 Case Volume    Specified Volumes    Calculated Volume	<table border="1" style="width: 100%; border-collapse: collapse;"> <thead> <tr> <th>Well Diameter</th> <th>Multiplier</th> <th>Well Diameter</th> <th>Multiplier</th> </tr> </thead> <tbody> <tr> <td>1"</td> <td>0.04</td> <td>4"</td> <td>0.65</td> </tr> <tr> <td>2"</td> <td>0.16</td> <td>6"</td> <td>1.47</td> </tr> <tr> <td>3"</td> <td>0.37</td> <td>Other</td> <td>radius<sup>2</sup> * 0.163</td> </tr> </tbody> </table>	Well Diameter	Multiplier	Well Diameter	Multiplier	1"	0.04	4"	0.65	2"	0.16	6"	1.47	3"	0.37	Other	radius <sup>2</sup> * 0.163
Well Diameter	Multiplier	Well Diameter	Multiplier														
1"	0.04	4"	0.65														
2"	0.16	6"	1.47														
3"	0.37	Other	radius <sup>2</sup> * 0.163														

Time	Temp (°F)	pH	Cond. (mS or $\mu$ S)	Turbidity (NTUs)	Gals. Removed	Observations
0929	65.1	6.5	1104	521	4	cloudy
0933	65.0	6.6	1101	490	8	"
0937	64.9	6.7	1097	376	11.5	"

Did well dewater?    Yes     No    Gallons actually evacuated: 11.5

Sampling Date: 7/8/05    Sampling Time: 0940    Depth to Water: traffic well

Sample I.D.: MW-4    Laboratory:  STL    Other: \_\_\_\_\_

Analyzed for: ~~TPH-G BTEX MTBE~~ TPH-D    Other: see WC

EB I.D. (if applicable): @ \_\_\_\_\_    Duplicate I.D. (if applicable):

Analyzed for: TPH-G BTEX MTBE TPH-D    Other: \_\_\_\_\_

D.O. (if req'd):	Pre-purge:	0.6    mg/l	Post-purge:	mg/L
O.R.P. (if req'd):	Pre-purge:	71    mV	Post-purge:	mV

## SHELL WELL MONITORING DATA SHEET

BTS #: 050708-DAZ	Site: 4255 MacArthur Blvd. Oakland, CA
Sampler: DA	Date: 7/8/05
Well I.D.: MW-5	Well Diameter: ② 3 4 6 8
Total Well Depth (TD): 20.00	Depth to Water (DTW): 6.78
Depth to Free Product:	Thickness of Free Product (feet):
Referenced to: <u>PV</u> Grade	D.O. Meter (if req'd): YSI HACH
DTW with 80% Recharge [(Height of Water Column x 0.20) + DTW]: 9.42	

Purge Method:  Bailer      Waterra      Sampling Method: Bailer  
 Disposable Bailer      Peristaltic       Disposable Bailer  
 Positive Air Displacement      Extraction Pump      Extraction Port  
 Electric Submersible      Other \_\_\_\_\_      Dedicated Tubing

$2.1 \text{ (Gals.)} \times 3 = 6.3 \text{ Gals.}$	<table border="1" style="width: 100%; border-collapse: collapse;"> <thead> <tr> <th>Well Diameter</th> <th>Multiplier</th> <th>Well Diameter</th> <th>Multiplier</th> </tr> </thead> <tbody> <tr> <td>1"</td> <td>0.04</td> <td>4"</td> <td>0.65</td> </tr> <tr> <td>2"</td> <td>0.16</td> <td>6"</td> <td>1.47</td> </tr> <tr> <td>3"</td> <td>0.37</td> <td>Other</td> <td>radius<sup>2</sup> * 0.163</td> </tr> </tbody> </table>	Well Diameter	Multiplier	Well Diameter	Multiplier	1"	0.04	4"	0.65	2"	0.16	6"	1.47	3"	0.37	Other	radius <sup>2</sup> * 0.163
Well Diameter	Multiplier	Well Diameter	Multiplier														
1"	0.04	4"	0.65														
2"	0.16	6"	1.47														
3"	0.37	Other	radius <sup>2</sup> * 0.163														
1 Case Volume      Specified Volumes      Calculated Volume																	

Time	Temp (°F)	pH	Cond. (mS or <u>µS</u> )	Turbidity (NTUs)	Gals. Removed	Observations
0901	63.3	6.8	661	71000	2.5	tan, cloudy
0903	62.9	6.7	659	71000	5	"
0905	62.9	6.7	659	71000	6.5	"

Did well dewater? Yes  No  Gallons actually evacuated: 6.5

Sampling Date: 7/8/05      Sampling Time: 0908      Depth to Water: 10.28 *traffic well*

Sample I.D.: MW-5      Laboratory: STL Other \_\_\_\_\_

Analyzed for: TPH-G BTEX MTBE TPH-D Other: *see lab*

EB I.D. (if applicable): @ \_\_\_\_\_ Time      Duplicate I.D. (if applicable):

Analyzed for: TPH-G BTEX MTBE TPH-D Other:

D.O. (if req'd):	Pre-purge:	1.2	mg/L	Post-purge:	mg/L
O.R.P. (if req'd):	Pre-purge:	81	mV	Post-purge:	mV

**Blaine Tech Services, Inc. 1680 Rogers Ave., San Jose, CA 95112 (800) 545-7558**

**ATTACHMENT B**

**COP 76 Service Station #1156**

**Groundwater Monitoring Data and Analytical Results**

**Table 1**  
**CURRENT FLUID LEVELS AND SELECTED ANALYTICAL RESULTS**  
**July 8, 2005**  
**76 Station 1156**

Date Sampled	TOC Elevation (feet)	Depth to Water (feet)	LPH Thickness (feet)	Ground-water Elevation (feet)	Change in Elevation (feet)	TPH-G (µg/l)	TPPH 8260B (µg/l)	Benzene (µg/l)	Toluene (µg/l)	Ethyl-benzene (µg/l)	Total Xylenes (µg/l)	MTBE 8021B (µg/l)	MTBE 8260B (µg/l)	Comments
<b>MW-1</b>	<b>(Screen Interval in feet: 5.0-25.0)</b>													
07/08/05	177.54	5.35	0.00	172.19	-0.42	69000	--	7100	17000	2700	14000	ND<1300	290	
<b>MW-2</b>	<b>(Screen Interval in feet: 5.0-25.0)</b>													
07/08/05	173.50	4.69	0.00	168.81	-0.19	ND<2000	--	ND<20	ND<20	ND<20	ND<20	2900	3100	
<b>MW-3</b>	<b>(Screen Interval in feet: 5.0-25.0)</b>													
07/08/05	178.13	5.23	0.00	172.90	-0.54	5000	--	180	290	500	800	ND<250	150	
<b>MW-4</b>	<b>(Screen Interval in feet: 5.0-25.0)</b>													
07/08/05	178.96	3.74	0.00	175.22	-0.84	980	--	170	24	44	140	ND<25	64	
<b>MW-5</b>	<b>(Screen Interval in feet: DNA)</b>													
07/08/05	169.18	1.49	0.00	167.69	-0.54	ND<500	--	ND<5.0	ND<5.0	ND<5.0	ND<5.0	570	630	
<b>MW-6</b>	<b>(Screen Interval in feet: DNA)</b>													
07/08/05	169.04	1.05	0.00	167.99	0.10	ND<50	--	ND<0.50	ND<0.50	ND<0.50	ND<0.50	ND<5.0	ND<0.50	
<b>MW-7</b>	<b>(Screen Interval in feet: DNA)</b>													
07/08/05	171.64	6.45	0.00	165.19	-0.49	ND<10000	--	ND<100	ND<100	ND<100	ND<100	8600	11000	



**Table 2**  
**HISTORIC FLUID LEVELS AND SELECTED ANALYTICAL RESULTS**  
**July 1999 Through July 2005**  
**76 Station 1156**

Date Sampled	TOC Elevation (feet)	Depth to Water (feet)	LPH Thickness (feet)	Ground-water Elevation (feet)	Change in Elevation (feet)	TPH-G (µg/l)	TPPH 8260B (µg/l)	Benzene (µg/l)	Toluene (µg/l)	Ethylbenzene (µg/l)	Total Xylenes (µg/l)	MTBE 8021B (µg/l)	MTBE 8260B (µg/l)	Comments
<b>MW-1</b>	<b>(Screen Interval in feet: 5.0-25.0)</b>													
07/20/99	174.86	7.50	0.00	167.36	--	120000	--	11000	27000	3300	18000	ND	--	
09/28/99	174.86	8.75	0.00	166.11	-1.25	6020	--	1030	1040	68.5	412	321	333	
01/07/00	174.86	9.05	0.02	165.82	-0.29	72700	--	7410	13900	2070	9620	ND	--	GWE corrected
03/31/00	174.86	7.18	0.00	167.68	1.86	92000	--	10000	23000	3200	14000	ND	--	
07/14/00	174.86	7.68	0.00	167.18	-0.50	108000	--	8250	18700	3750	17800	ND	--	
10/03/00	174.86	7.99	0.00	166.87	-0.31	96000	--	8760	20000	3350	15600	ND	--	
01/03/01	174.86	9.18	0.00	165.68	-1.19	37000	--	5800	13000	1700	8100	2200	--	
04/04/01	174.86	8.05	0.00	166.81	1.13	86900	--	7780	18500	2470	11800	ND	481	
07/17/01	174.86	7.01	0.00	167.85	1.04	79000	--	5600	11000	2800	12000	ND	230	
10/03/01	177.54	7.89	0.00	169.65	1.80	99000	--	8200	18000	3000	16000	ND<2500	--	
10/05/01	177.54	7.91	0.00	169.63	-0.02	--	--	--	--	--	--	--	--	
01/28/02	177.54	5.98	0.00	171.56	1.93	110000	--	8900	19000	2600	12000	3000	440	
04/25/02	177.54	6.19	0.00	171.35	-0.21	93000	--	8100	18000	3000	15000	810	670	
07/18/02	177.54	6.99	0.00	170.55	-0.80	69000	--	5400	10000	2100	10000	ND<500	620	
10/07/02	177.54	7.73	0.00	169.81	-0.74	82000	--	9200	20000	2600	13000	1300	760	
01/06/03	177.54	5.48	0.00	172.06	2.25	82000	--	6500	18000	2700	11000	ND<1000	790	
04/07/03	177.54	6.30	0.00	171.24	-0.82	74000	--	7000	15000	2400	11000	1000	800	
07/07/03	177.54	6.47	0.00	171.07	-0.17	60000	--	6400	11000	2600	11000	600	530	
10/09/03	177.54	7.85	0.00	169.69	-1.38	91000	81000	8100	17000	3200	14000	--	660	Sampled for TPH-G by 8015M on 11/14/03.
01/14/04	177.54	6.69	0.00	170.85	1.16	98000	--	8000	21000	2600	15000	ND<1300	ND<800	
04/28/04	177.54	6.43	0.00	171.11	0.26	93000	--	9000	20000	1300	10000	1400	560	
07/12/04	177.54	7.44	0.00	170.10	-1.01	57000	--	6900	7200	1600	580	490	440	
10/25/04	177.54	7.54	0.00	170.00	-0.10	66000	--	7300	19000	2700	14000	ND<1300	330	

**Table 2**  
**HISTORIC FLUID LEVELS AND SELECTED ANALYTICAL RESULTS**  
**July 1999 Through July 2005**  
**76 Station 1156**

Date Sampled	TOC Elevation (feet)	Depth to Water (feet)	LPH Thickness (feet)	Ground-water Elevation (feet)	Change in Elevation (feet)	TPH-G (µg/l)	TPPH 8260B (µg/l)	Benzene (µg/l)	Toluene (µg/l)	Ethyl-benzene (µg/l)	Total Xylenes (µg/l)	MTBE 8021B (µg/l)	MTBE 8260B (µg/l)	Comments
<b>MW-1 continued</b>														
01/17/05	177.54	5.79	0.00	171.75	1.75	86000	--	8600	21000	3200	15000	ND<1300	570	
04/06/05	177.54	4.93	0.00	172.61	0.86	85000	--	8400	20000	3200	16000	ND<1300	580	
07/08/05	177.54	5.35	0.00	172.19	-0.42	69000	--	7100	17000	2700	14000	ND<1300	290	
<b>MW-2 (Screen Interval in feet: 5.0-25.0)</b>														
07/20/99	173.01	5.40	--	167.61	--	ND	--	ND	ND	ND	ND	4500	11000	
09/28/99	173.01	5.60	0.00	167.41	-0.20	1390	--	124	ND	62.9	43.1	5280	6150	
01/07/00	173.01	5.92	0.00	167.09	-0.32	1450	--	99	ND	23.8	16	33100	--	
03/31/00	173.01	5.23	0.00	167.78	0.69	ND	--	42	ND	ND	ND	17000	--	
07/14/00	173.01	5.52	0.00	167.49	-0.29	ND	--	44.7	ND	ND	ND	66500	--	
10/03/00	173.01	6.04	0.00	166.97	-0.52	ND	--	56.7	ND	ND	ND	57500	--	
01/03/01	173.01	6.42	0.00	166.59	-0.38	ND	--	ND	ND	ND	ND	49000	--	
04/04/01	173.01	6.14	0.00	166.87	0.28	ND	--	ND	ND	ND	ND	38700	37800	
07/17/01	173.01	5.30	0.00	167.71	0.84	ND	--	ND	ND	ND	ND	65000	56000	
10/03/01	173.50	7.38	0.00	166.12	-1.59	ND<250	--	2.7	ND<2.5	ND<2.5	ND<2.5	14000	18000	
01/28/02	173.50	5.68	0.00	167.82	1.70	ND<250	--	2.5	4.4	2.8	7.4	11000	10000	
04/25/02	173.50	5.82	0.00	167.68	-0.14	ND<50	--	ND<0.50	ND<0.50	ND<0.50	ND<0.50	8400	8100	
07/18/02	173.50	6.90	0.00	166.60	-1.08	ND<500	--	ND<5.0	ND<5.0	ND<5.0	ND<5.0	4300	8800	
10/07/02	173.50	7.54	0.00	165.96	-0.64	4300	--	ND<10	27	21	75	7100	5900	
01/06/03	173.50	6.79	0.00	166.71	0.75	5900	--	ND<5.0	ND<5.0	ND<5.0	ND<5.0	31000	35000	
04/07/03	173.50	6.49	0.00	167.01	0.30	1500	--	ND<10	14	11	38	2000	1500	
07/07/03	173.50	6.72	0.00	166.78	-0.23	ND<2500	--	ND<25	ND<25	ND<25	ND<25	5500	8300	
10/09/03	173.50	7.16	0.00	166.34	-0.44	3500	ND<5000	ND<50	ND<50	ND<50	ND<100	--	8500	Sampled for TPH-G by 8015M on 11/14/03.
01/14/04	173.50	5.53	0.00	167.97	1.63	3200	--	ND<25	ND<25	ND<25	ND<25	2600	3200	

**Table 2**  
**HISTORIC FLUID LEVELS AND SELECTED ANALYTICAL RESULTS**  
**July 1999 Through July 2005**  
**76 Station 1156**

Date Sampled	TOC Elevation (feet)	Depth to Water (feet)	LPH Thickness (feet)	Ground-water Elevation (feet)	Change in Elevation (feet)	TPH-G (µg/l)	TPPH 8260B (µg/l)	Benzene (µg/l)	Toluene (µg/l)	Ethyl-benzene (µg/l)	Total Xylenes (µg/l)	MTBE 8021B (µg/l)	MTBE 8260B (µg/l)	Comments
<b>MW-2 continued</b>														
04/28/04	173.50	5.21	0.00	168.29	0.32	22000	--	ND<3	9.2	ND<3	ND<6	35000	22000	
07/12/04	173.50	5.83	0.00	167.67	-0.62	1700	--	3.8	18	2.6	16	3000	3000	
10/25/04	173.50	6.89	0.00	166.61	-1.06	3400	--	ND<25	ND<25	ND<25	ND<25	1800	1600	
01/17/05	173.50	5.70	0.00	167.80	1.19	1700	--	ND<10	ND<10	ND<10	ND<10	1600	1500	
04/06/05	173.50	4.50	0.00	169.00	1.20	3000	--	ND<20	ND<20	ND<20	ND<20	2500	3200	
07/08/05	173.50	4.69	0.00	168.81	-0.19	ND<2000	--	ND<20	ND<20	ND<20	ND<20	2900	3100	
<b>MW-3 (Screen Interval in feet: 5.0-25.0)</b>														
07/20/99	178.44	8.50	--	169.94	--	1000	--	76	52	79	76	330	--	
09/28/99	178.44	8.31	0.00	170.13	0.19	1860	--	174	95.4	71.8	135	443	288	
01/07/00	178.44	8.56	0.00	169.88	-0.25	28400	--	2450	3090	1560	3910	1940	--	
03/31/00	178.44	8.42	0.00	170.02	0.14	26000	--	1300	2900	2600	3500	2800	--	
07/14/00	178.44	8.61	0.00	169.83	-0.19	24500	--	1850	2630	2750	3900	548	--	
10/03/00	178.44	9.14	0.00	169.30	-0.53	22000	--	1910	2020	2400	2680	965	--	
01/03/01	178.44	9.06	0.00	169.38	0.08	14000	--	1600	1100	2300	1400	3300	--	
04/04/01	178.44	8.98	0.00	169.46	0.08	19600	--	1150	1470	2100	1820	1050	450	
07/17/01	178.44	7.46	0.00	170.98	1.52	26000	--	1500	2100	2100	3400	ND	350	
10/03/01	178.13	9.81	0.00	168.32	-2.66	22000	--	830	1900	1700	3000	ND<1000	--	
01/28/02	178.13	7.39	0.00	170.74	2.42	30000	--	880	2600	1800	4300	3200	210	
04/25/02	178.13	7.86	0.00	170.27	-0.47	18000	--	500	2000	1300	3800	500	260	
07/18/02	178.13	8.83	0.00	169.30	-0.97	37000	--	1800	3800	2200	8000	ND<250	270	
10/07/02	178.13	9.71	0.00	168.42	-0.88	26000	--	600	2000	1800	6400	ND<120	ND<200	
01/06/03	178.13	7.40	0.00	170.73	2.31	27000	--	800	2100	2000	6400	440	110	
04/07/03	178.13	8.17	0.00	169.96	-0.77	28000	--	660	2200	1900	6300	440	100	
07/07/03	178.13	8.35	0.00	169.78	-0.18	33000	--	1200	2500	2700	8300	280	100	

**Table 2**  
**HISTORIC FLUID LEVELS AND SELECTED ANALYTICAL RESULTS**  
**July 1999 Through July 2005**  
**76 Station 1156**

Date Sampled	TOC Elevation (feet)	Depth to Water (feet)	LPH Thickness (feet)	Ground-water Elevation (feet)	Change in Elevation (feet)	TPH-G (µg/l)	TPPH 8260B (µg/l)	Benzene (µg/l)	Toluene (µg/l)	Ethyl-benzene (µg/l)	Total Xylenes (µg/l)	MTBE 8021B (µg/l)	MTBE 8260B (µg/l)	Comments
<b>MW-3 continued</b>														
10/09/03	178.13	9.39	0.00	168.74	-1.04	3800	6000	120	260	390	1200	--	190	Sampled for TPH-G by 8015M on 11/14/03.
01/14/04	178.13	6.86	0.00	171.27	2.53	5100	--	120	240	310	720	190	230	
04/28/04	178.13	6.63	0.00	171.50	0.23	7300	--	250	440	580	1300	740	240	
07/12/04	178.13	7.41	0.00	170.72	-0.78	5500	--	350	310	120	350	180	100	
10/25/04	178.13	8.81	0.00	169.32	-1.40	3300	--	96	140	270	490	94	260	
01/17/05	178.13	6.37	0.00	171.76	2.44	3400	--	150	270	360	750	55	200	
04/06/05	178.13	4.69	0.00	173.44	1.68	14000	--	420	1300	1000	3100	ND<250	200	
07/08/05	178.13	5.23	0.00	172.90	-0.54	5000	--	180	290	500	800	ND<250	150	
<b>MW-4 (Screen Interval in feet: 5.0-25.0)</b>														
07/20/99	179.10	7.40	--	171.70	--	69	--	2.7	0.77	ND	7.1	100	--	
09/28/99	179.10	7.19	0.00	171.91	0.21	4050	--	1250	72	51.3	133	416	459	
01/07/00	179.10	8.98	0.00	170.12	-1.79	7010	--	2260	167	271	276	764	--	
03/31/00	179.10	7.26	0.00	171.84	1.72	5500	--	1800	230	330	400	1000	--	
07/14/00	179.10	7.67	0.00	171.43	-0.41	7940	--	2810	332	450	247	1530	--	
10/03/00	179.10	8.12	0.00	170.98	-0.45	11400	--	3110	437	519	816	1040	--	
01/03/01	179.10	9.10	0.00	170.00	-0.98	8600	--	2500	340	480	960	850	--	
04/04/01	179.10	8.63	0.00	170.47	0.47	9950	--	2380	126	416	725	1140	819	
07/17/01	179.10	6.49	0.00	172.61	2.14	10000	--	2300	110	410	800	1200	900	
10/03/01	178.96	7.01	0.00	171.95	-0.66	7800	--	2100	85	380	390	580	820	
01/28/02	178.96	6.21	0.00	172.75	0.80	12000	--	2100	130	350	670	1100	500	
04/25/02	178.96	5.49	0.00	173.47	0.72	3300	--	1300	42	270	250	680	600	
07/18/02	178.96	8.28	0.00	170.68	-2.79	4800	--	1300	71	290	220	530	760	
10/07/02	178.96	7.49	0.00	171.47	0.79	5100	--	1400	110	330	380	650	540	

**Table 2**  
**HISTORIC FLUID LEVELS AND SELECTED ANALYTICAL RESULTS**  
**July 1999 Through July 2005**  
**76 Station 1156**

Date Sampled	TOC Elevation (feet)	Depth to Water (feet)	LPH Thickness (feet)	Ground-water Elevation (feet)	Change in Elevation (feet)	TPH-G (µg/l)	TPPH 8260B (µg/l)	Benzene (µg/l)	Toluene (µg/l)	Ethyl-benzene (µg/l)	Total Xylenes (µg/l)	MTBE 8021B (µg/l)	MTBE 8260B (µg/l)	Comments
<b>MW-4 continued</b>														
01/06/03	178.96	6.36	0.00	172.60	1.13	5600	--	1100	57	260	320	370	520	
04/07/03	178.96	6.24	0.00	172.72	0.12	5100	--	1100	55	190	370	550	420	
07/07/03	178.96	6.43	0.00	172.53	-0.19	3000	--	920	28	170	330	480	450	
10/09/03	178.96	7.97	0.00	170.99	-1.54	530	700	100	2.2	5.4	14	--	270	Sampled for TPH-G by 8015M on 11/14/03.
01/14/04	178.96	6.30	0.00	172.66	1.67	530	--	88	4.1	9.9	11	150	180	
04/28/04	178.96	5.68	0.00	173.28	0.62	1200	--	200	5.3	21	13	490	310	
07/12/04	178.96	6.48	0.00	172.48	-0.80	3600	--	1000	14	260	72	710	470	
10/25/04	178.96	6.85	0.00	172.11	-0.37	490	--	34	ND<2.5	ND<2.5	ND<2.5	200	170	
01/17/05	178.96	4.56	0.00	174.40	2.29	620	--	100	2.6	15	8.0	240	200	
04/06/05	178.96	2.90	0.00	176.06	1.66	630	--	81	9.6	16	41	ND<25	26	
07/08/05	178.96	3.74	0.00	175.22	-0.84	980	--	170	24	44	140	ND<25	64	
<b>MW-5 (Screen Interval in feet: DNA)</b>														
10/03/01	169.18	2.81	0.00	166.37	--	ND<50	--	ND<0.50	ND<0.50	ND<0.50	ND<0.50	1800	2100	
01/28/02	169.18	1.88	0.00	167.30	0.93	ND<50	--	ND<0.50	ND<0.50	ND<0.50	ND<0.50	650	550	
04/25/02	169.18	1.99	0.00	167.19	-0.11	ND<50	--	ND<0.50	ND<0.50	ND<0.50	ND<0.50	2200	2400	
07/18/02	169.18	2.49	0.00	166.69	-0.50	ND<50	--	ND<0.50	ND<0.50	ND<0.50	ND<0.50	530	690	
10/07/02	169.18	2.80	0.00	166.38	-0.31	140	--	ND<0.50	ND<0.50	ND<0.50	ND<0.50	300	330	
01/06/03	169.18	1.86	0.00	167.32	0.94	120	--	ND<0.50	ND<0.50	ND<0.50	ND<0.50	410	350	
04/07/03	169.18	2.15	0.00	167.03	-0.29	220	--	0.53	ND<0.50	ND<0.50	ND<0.50	450	420	
07/07/03	169.18	2.26	0.00	166.92	-0.11	120	--	ND<1.2	ND<1.2	ND<1.2	ND<1.2	220	200	
10/09/03	169.18	2.72	0.00	166.46	-0.46	560	210	ND<1.0	ND<1.0	ND<1.0	ND<2.0	--	290	Sampled for TPH-G by 8015M on 11/14/03.
01/14/04	169.18	2.00	0.00	167.18	0.72	560	--	ND<2.5	ND<2.5	ND<2.5	ND<2.5	670	760	
04/28/04	169.18	2.01	0.00	167.17	-0.01	760	--	ND<0.3	1.8	ND<0.3	ND<0.6	1200	790	

**Table 2**  
**HISTORIC FLUID LEVELS AND SELECTED ANALYTICAL RESULTS**  
**July 1999 Through July 2005**  
**76 Station 1156**

Date Sampled	TOC Elevation (feet)	Depth to Water (feet)	LPH Thickness (feet)	Ground-water Elevation (feet)	Change in Elevation (feet)	TPH-G (µg/l)	TPPH 8260B (µg/l)	Benzene (µg/l)	Toluene (µg/l)	Ethyl-benzene (µg/l)	Total Xylenes (µg/l)	MTBE 8021B (µg/l)	MTBE 8260B (µg/l)	Comments
<b>MW-5 continued</b>														
07/12/04	169.18	2.56	0.00	166.62	-0.55	96	--	1.8	3.3	0.54	3.6	2.8	ND<0.5	
10/25/04	169.18	2.43	0.00	166.75	0.13	1100	--	ND<5.0	ND<5.0	ND<5.0	ND<5.0	780	1100	
01/17/05	169.18	1.49	0.00	167.69	0.94	720	--	ND<5.0	ND<5.0	ND<5.0	ND<5.0	530	550	
04/06/05	169.18	0.95	0.00	168.23	0.54	830	--	ND<5.0	ND<5.0	ND<5.0	ND<5.0	600	760	
07/08/05	169.18	1.49	0.00	167.69	-0.54	ND<500	--	ND<5.0	ND<5.0	ND<5.0	ND<5.0	570	630	
<b>MW-6 (Screen Interval in feet: DNA)</b>														
10/03/01	169.04	2.87	0.00	166.17	--	ND<50	--	ND<0.50	ND<0.50	ND<0.50	ND<0.50	200	270	
01/28/02	169.04	1.82	0.00	167.22	1.05	ND<50	--	ND<0.50	ND<0.50	ND<0.50	ND<0.50	ND<2.5	--	
04/25/02	169.04	2.01	0.00	167.03	-0.19	ND<50	--	ND<0.50	ND<0.50	ND<0.50	ND<0.50	ND<2.5	--	
07/18/02	169.04	2.44	0.00	166.60	-0.43	ND<50	--	ND<0.50	ND<0.50	ND<0.50	ND<0.50	ND<2.5	ND<2.0	
10/07/02	169.04	2.72	0.00	166.32	-0.28	ND<50	--	ND<0.50	ND<0.50	ND<0.50	ND<0.50	ND<2.5	ND<2.0	
01/06/03	169.04	1.90	0.00	167.14	0.82	ND<50	--	0.62	1.2	1.2	3.5	ND<2.0	ND<2.0	
04/07/03	169.04	2.02	0.00	167.02	-0.12	ND<50	--	ND<0.50	ND<0.50	ND<0.50	ND<0.50	46	46	
07/07/03	169.04	2.21	0.00	166.83	-0.19	ND<50	--	ND<0.50	ND<0.50	ND<0.50	ND<0.50	ND<2.0	ND<2.0	
10/09/03	169.04	2.71	0.00	166.33	-0.50	ND<50	ND<50	0.95	3.0	1.4	5.5	--	ND<2.0	Sampled for TPH-G by 8015M on 11/14/03.
01/14/04	169.04	2.00	0.00	167.04	0.71	ND<50	--	ND<0.50	0.57	ND<0.50	0.64	ND<5.0	ND<2.0	
04/28/04	169.04	2.18	0.00	166.86	-0.18	ND<50	--	0.39	0.78	ND<0.3	ND<0.6	ND<1	ND<0.5	
07/12/04	169.04	2.69	0.00	166.35	-0.51	ND<50	--	ND<0.3	ND<0.3	ND<0.3	ND<0.6	6.4	ND<0.5	
10/25/04	169.04	2.46	0.00	166.58	0.23	ND<50	--	ND<0.50	ND<0.50	ND<0.50	ND<0.50	ND<5.0	0.57	
01/17/05	169.04	1.54	0.00	167.50	0.92	ND<50	--	ND<0.50	ND<0.50	ND<0.50	ND<0.50	ND<5.0	ND<0.50	
04/06/05	169.04	1.15	0.00	167.89	0.39	ND<50	--	ND<0.50	ND<0.50	ND<0.50	ND<0.50	ND<5.0	ND<0.50	
07/08/05	169.04	1.05	0.00	167.99	0.10	ND<50	--	ND<0.50	ND<0.50	ND<0.50	ND<0.50	ND<5.0	ND<0.50	
<b>MW-7 (Screen Interval in feet: DNA)</b>														

**Table 2**  
**HISTORIC FLUID LEVELS AND SELECTED ANALYTICAL RESULTS**  
**July 1999 Through July 2005**  
**76 Station 1156**

Date Sampled	TOC Elevation (feet)	Depth to Water (feet)	LPH Thickness (feet)	Ground-water Elevation (feet)	Change in Elevation (feet)	TPH-G (µg/l)	TPPH 8260B (µg/l)	Benzene (µg/l)	Toluene (µg/l)	Ethyl-benzene (µg/l)	Total Xylenes (µg/l)	MTBE 8021B (µg/l)	MTBE 8260B (µg/l)	Comments
<b>MW-7 continued</b>														
10/03/01	171.64	7.62	0.00	164.02	--	10000	--	210	ND<50	ND<50	800	35000	40000	
01/28/02	171.64	7.21	0.00	164.43	0.41	ND<1000	--	ND<10	ND<10	ND<10	ND<10	42000	38000	
04/25/02	171.64	7.25	0.00	164.39	-0.04	ND<5000	--	660	ND<50	ND<50	ND<50	42000	45000	
07/18/02	171.64	8.12	0.00	163.52	-0.87	ND<5000	--	130	ND<50	ND<50	ND<50	51000	53000	
10/07/02	171.64	7.71	0.00	163.93	0.41	18000	--	ND<50	ND<50	ND<50	ND<50	33000	38000	
01/06/03	171.64	7.63	0.00	164.01	0.08	410	--	0.61	1.0	0.89	2.9	3900	3100	
04/07/03	171.64	7.58	0.00	164.06	0.05	13000	--	ND<20	ND<20	ND<20	ND<20	32000	28000	
07/07/03	171.64	7.56	0.00	164.08	0.02	990	--	8.2	ND<0.50	1.2	ND<0.50	36000	45000	
10/09/03	171.64	7.72	0.00	163.92	-0.16	6800	ND<13000	ND<130	ND<130	ND<130	ND<250	--	20000	Sampled for TPH-G by 8015M on 11/14/03.
01/14/04	171.64	6.97	0.00	164.67	0.75	19000	--	ND<100	ND<100	ND<100	ND<100	20000	25000	
04/28/04	171.64	8.70	0.00	162.94	-1.73	19000	--	ND<3	ND<3	ND<3	ND<6	30000	21000	
07/12/04	171.64	9.44	0.00	162.20	-0.74	12000	--	28	14	330	200	12000	11000	
10/25/04	171.64	7.23	0.00	164.41	2.21	28000	--	ND<250	ND<250	ND<250	ND<250	13000	14000	
01/17/05	171.64	6.30	0.00	165.34	0.93	15000	--	ND<100	ND<100	ND<100	ND<100	17000	16000	
04/06/05	171.64	5.96	0.00	165.68	0.34	13000	--	ND<100	ND<100	ND<100	ND<100	14000	17000	
07/08/05	171.64	6.45	0.00	165.19	-0.49	ND<10000	--	ND<100	ND<100	ND<100	ND<100	8600	11000	

**Table 3**  
**ADDITIONAL ANALYTICAL RESULTS**  
**76 Station 1156**

Date Sampled	TPH-D (µg/l)	cis-1,3-dichloropropene (µg/l)	trans-1,3-Dichloropropene (µg/l)	1,4-Dichlorobenzene (µg/l)	EDC (µg/l)	Chlorobenzene (µg/l)	Dibromochloromethane (µg/l)	PCE (µg/l)	cis-1,2-Dichloroethene (µg/l)	trans-1,2-Dichloroethene (µg/l)	1,3-Dichlorobenzene (µg/l)	Carbon tetrachloride (µg/l)	Chloroform (µg/l)	1,1,1-Trichloroethane (µg/l)	Bromomethane (µg/l)
<b>MW-1</b>															
07/20/99	16000	--	--	--	--	12	--	--	3.6	--	--	--	--	--	--
09/28/99	2410	--	--	--	--	--	--	--	--	--	--	--	--	--	--
01/07/00	7870	--	--	--	--	--	--	--	--	--	--	--	--	--	--
03/31/00	3600	--	--	--	--	--	--	--	--	--	--	--	--	--	--
07/14/00	8580	--	--	--	--	--	--	334	--	--	--	--	--	--	--
10/03/00	9260	--	--	--	--	--	--	--	--	--	--	--	--	--	--
01/03/01	11000	--	--	--	--	--	--	--	--	--	--	--	--	--	--
04/04/01	14000	--	--	--	ND	5.6	--	--	3.4	--	--	--	--	--	--
07/17/01	2200	--	--	--	ND	--	--	--	--	--	--	--	--	--	--
10/05/01	13000	--	--	--	--	--	--	--	--	--	--	--	--	--	--
01/28/02	4400	--	--	--	--	--	--	--	--	--	--	--	--	--	--
04/25/02	9000	--	--	--	--	--	--	--	--	--	--	--	--	--	--
07/18/02	9200	--	--	1.3	ND<10	5.9	--	ND<0.60	1.3	--	--	--	--	--	--
10/07/02	3400	--	--	--	ND<200	--	--	--	--	--	--	--	--	--	--
01/06/03	5100	--	--	--	ND<400	--	--	--	--	--	--	--	--	--	--
04/07/03	2800	--	--	--	ND<200	--	--	--	--	--	--	--	--	--	--
07/07/03	7000	--	--	--	ND<500	ND<120	--	ND<120	ND<120	--	--	--	--	--	--
10/09/03	4300	--	--	--	ND<400	--	--	--	--	--	--	--	--	--	--
01/14/04	6200	--	--	--	ND<800	--	--	--	--	--	--	--	--	--	--
04/28/04	--	--	--	--	ND<50	--	--	--	--	--	--	--	--	--	--
07/12/04	270	ND<10	ND<10	ND<2	ND<10	ND<10	ND<10	ND<10	ND<10	ND<10	ND<2	ND<10	ND<10	ND<10	ND<20
10/25/04	5100	--	--	--	ND<200	--	--	--	--	--	--	--	--	--	--
01/17/05	6400	--	--	--	ND<200	--	--	--	--	--	--	--	--	--	--
04/06/05	2800	--	--	--	ND<100	--	--	--	--	--	--	--	--	--	--
07/08/05	6400	ND<0.50	ND<0.50	1.2	3.8	12	ND<0.50	ND<0.50	3.1	ND<0.50	ND<0.50	ND<0.50	ND<0.50	ND<0.50	ND<1.0

MW-2



**Table 3**  
**ADDITIONAL ANALYTICAL RESULTS**  
**76 Station 1156**

Date Sampled	TPH-D (µg/l)	cis-1,3-dichloropropene (µg/l)	trans-1,3-Dichloropropene (µg/l)	1,4-Dichlorobenzene (µg/l)	EDC (µg/l)	Chlorobenzene (µg/l)	Dibromochloromethane (µg/l)	PCE (µg/l)	cis-1,2-Dichloroethene (µg/l)	trans-1,2-Dichloroethene (µg/l)	1,3-Dichlorobenzene (µg/l)	Carbon tetrachloride (µg/l)	Chloroform (µg/l)	1,1,1-Trichloroethane (µg/l)	Bromomethane (µg/l)
<b>MW-2 continued</b>															
04/04/01	--	--	--	--	ND	--	--	--	--	--	--	--	--	--	--
07/17/01	--	--	--	--	ND	--	--	--	--	--	--	--	--	--	--
07/18/02	--	--	--	--	ND<100	--	--	--	--	--	--	--	--	--	--
10/07/02	--	--	--	--	ND<400	--	--	--	--	--	--	--	--	--	--
01/06/03	--	--	--	--	ND<1000	--	--	--	--	--	--	--	--	--	--
04/07/03	--	--	--	--	ND<40	--	--	--	--	--	--	--	--	--	--
07/07/03	--	--	--	--	ND<100	--	--	--	--	--	--	--	--	--	--
10/09/03	--	--	--	--	ND<200	--	--	--	--	--	--	--	--	--	--
01/14/04	--	--	--	--	ND<50	--	--	--	--	--	--	--	--	--	--
04/28/04	--	--	--	--	ND<0.5	--	--	--	--	--	--	--	--	--	--
07/12/04	--	--	--	--	ND<3	--	--	--	--	--	--	--	--	--	--
10/25/04	--	--	--	--	ND<13	--	--	--	--	--	--	--	--	--	--
01/17/05	--	--	--	--	ND<13	--	--	--	--	--	--	--	--	--	--
04/06/05	--	--	--	--	ND<25	--	--	--	--	--	--	--	--	--	--
07/08/05	--	--	--	--	ND<25	--	--	--	--	--	--	--	--	--	--
<b>MW-3</b>															
04/04/01	--	--	--	--	ND	--	--	--	--	--	--	--	--	--	--
07/17/01	--	--	--	--	ND	--	--	--	--	--	--	--	--	--	--
07/18/02	--	--	--	--	ND<5.0	--	--	--	--	--	--	--	--	--	--
10/07/02	--	--	--	--	ND<200	--	--	--	--	--	--	--	--	--	--
01/06/03	--	--	--	--	ND<80	--	--	--	--	--	--	--	--	--	--
04/07/03	--	--	--	--	ND<80	--	--	--	--	--	--	--	--	--	--
07/07/03	--	--	--	--	ND<40	--	--	--	--	--	--	--	--	--	--
10/09/03	--	--	--	--	ND<20	--	--	--	--	--	--	--	--	--	--
01/14/04	--	--	--	--	ND<20	--	--	--	--	--	--	--	--	--	--
04/28/04	--	--	--	--	ND<3	--	--	--	--	--	--	--	--	--	--

**Table 3**  
**ADDITIONAL ANALYTICAL RESULTS**  
**76 Station 1156**

Date Sampled	TPH-D (µg/l)	cis-1,3-dichloro-propene (µg/l)	trans-1,3-Dichloro-propene (µg/l)	1,4-Dichloro-benzene (µg/l)	EDC (µg/l)	Chloro-benzene (µg/l)	Dibromo-chloro-methane (µg/l)	PCE (µg/l)	cis-1,2-Dichloro-ethene (µg/l)	trans-1,2-Dichloro-ethene (µg/l)	1,3-Dichloro-benzene (µg/l)	Carbon tetra-chloride (µg/l)	Chloro-form (µg/l)	1,1,1-Trichloro-ethane (µg/l)	Bromo-methane (µg/l)
<b>MW-3 continued</b>															
07/12/04	--	--	--	--	ND<10	--	--	--	--	--	--	--	--	--	--
10/25/04	--	--	--	--	ND<2.5	--	--	--	--	--	--	--	--	--	--
01/17/05	--	--	--	--	ND<2.5	--	--	--	--	--	--	--	--	--	--
04/06/05	--	--	--	--	ND<10	--	--	--	--	--	--	--	--	--	--
07/08/05	--	--	--	--	ND<2.5	--	--	--	--	--	--	--	--	--	--
<b>MW-4</b>															
04/04/01	--	--	--	--	ND	--	--	--	--	--	--	--	--	--	--
07/17/01	--	--	--	--	ND	--	--	--	--	--	--	--	--	--	--
07/18/02	--	--	--	--	49	--	--	--	--	--	--	--	--	--	--
10/07/02	--	--	--	--	ND<200	--	--	--	--	--	--	--	--	--	--
01/06/03	--	--	--	--	ND<20	--	--	--	--	--	--	--	--	--	--
04/07/03	--	--	--	--	ND<20	--	--	--	--	--	--	--	--	--	--
07/07/03	--	--	--	--	ND<20	--	--	--	--	--	--	--	--	--	--
10/09/03	--	--	--	--	ND<4.0	--	--	--	--	--	--	--	--	--	--
01/14/04	--	--	--	--	6.5	--	--	--	--	--	--	--	--	--	--
04/28/04	--	--	--	--	ND<0.5	--	--	--	--	--	--	--	--	--	--
07/12/04	--	--	--	--	14	--	--	--	--	--	--	--	--	--	--
10/25/04	--	--	--	--	2.0	--	--	--	--	--	--	--	--	--	--
01/17/05	--	--	--	--	3.6	--	--	--	--	--	--	--	--	--	--
04/06/05	--	--	--	--	ND<2.5	--	--	--	--	--	--	--	--	--	--
07/08/05	--	--	--	--	1.2	--	--	--	--	--	--	--	--	--	--
<b>MW-5</b>															
07/18/02	--	--	--	--	ND<2.0	--	--	--	--	--	--	--	--	--	--
10/07/02	--	--	--	--	ND<2.0	--	--	--	--	--	--	--	--	--	--
01/06/03	ND<50	--	--	--	ND<2.0	ND<0.50	--	ND<0.50	ND<0.50	--	--	--	--	--	--
04/07/03	--	--	--	--	ND<10	--	--	--	--	--	--	--	--	--	--

**Table 3**  
**ADDITIONAL ANALYTICAL RESULTS**  
**76 Station 1156**

Date Sampled	TPH-D (µg/l)	cis-1,3-dichloropropene (µg/l)	trans-1,3-Dichloropropene (µg/l)	1,4-Dichlorobenzene (µg/l)	EDC (µg/l)	Chlorobenzene (µg/l)	Dibromochloromethane (µg/l)	PCE (µg/l)	cis-1,2-Dichloroethene (µg/l)	trans-1,2-Dichloroethene (µg/l)	1,3-Dichlorobenzene (µg/l)	Carbon tetrachloride (µg/l)	Chloroform (µg/l)	1,1,1-Trichloroethane (µg/l)	Bromomethane (µg/l)
<b>MW-5 continued</b>															
07/07/03	--	--	--	--	ND<4.0	--	--	--	--	--	--	--	--	--	--
10/09/03	--	--	--	--	ND<4.0	--	--	--	--	--	--	--	--	--	--
01/14/04	--	--	--	--	ND<40	--	--	--	--	--	--	--	--	--	--
04/28/04	--	--	--	--	1.8	--	--	--	--	--	--	--	--	--	--
07/12/04	--	--	--	--	0.76	--	--	--	--	--	--	--	--	--	--
10/25/04	--	--	--	--	ND<50	--	--	--	--	--	--	--	--	--	--
01/17/05	--	--	--	--	ND<2.5	--	--	--	--	--	--	--	--	--	--
04/06/05	--	--	--	--	1.4	--	--	--	--	--	--	--	--	--	--
07/08/05	--	--	--	--	ND<5.0	--	--	--	--	--	--	--	--	--	--
<b>MW-6</b>															
07/18/02	--	--	--	--	ND<2.0	--	--	--	--	--	--	--	--	--	--
10/07/02	--	--	--	--	ND<2.0	--	--	--	--	--	--	--	--	--	--
01/06/03	--	--	--	--	ND<2.0	--	--	--	--	--	--	--	--	--	--
04/07/03	--	--	--	--	ND<2.0	--	--	--	--	--	--	--	--	--	--
07/07/03	--	--	--	--	ND<2.0	--	--	--	--	--	--	--	--	--	--
10/09/03	--	--	--	--	ND<2.0	--	--	--	--	--	--	--	--	--	--
01/14/04	--	--	--	--	ND<2.0	--	--	--	--	--	--	--	--	--	--
04/28/04	--	--	--	--	ND<0.5	--	--	--	--	--	--	--	--	--	--
07/12/04	--	--	--	--	ND<0.5	--	--	--	--	--	--	--	--	--	--
10/25/04	--	--	--	--	ND<0.50	--	--	--	--	--	--	--	--	--	--
01/17/05	--	--	--	--	ND<0.50	--	--	--	--	--	--	--	--	--	--
04/06/05	--	--	--	--	ND<0.50	--	--	--	--	--	--	--	--	--	--
07/08/05	--	--	--	--	ND<0.50	--	--	--	--	--	--	--	--	--	--
<b>MW-7</b>															
07/18/02	--	--	--	--	ND<20	--	--	--	--	--	--	--	--	--	--
10/07/02	--	--	--	--	ND<400	--	--	--	--	--	--	--	--	--	--

**Table 3**  
**ADDITIONAL ANALYTICAL RESULTS**  
**76 Station 1156**

Date Sampled	TPH-D (µg/l)	cis-1,3-dichloro-propene (µg/l)	trans-1,3-Dichloro-propene (µg/l)	1,4-Dichloro-benzene (µg/l)	EDC (µg/l)	Chloro-benzene (µg/l)	Dibromo-chloro-methane (µg/l)	PCE (µg/l)	cis-1,2-Dichloro-ethene (µg/l)	trans-1,2-Dichloro-ethene (µg/l)	1,3-Dichloro-benzene (µg/l)	Carbon tetra-chloride (µg/l)	Chloro-form (µg/l)	1,1,1-Trichloro-ethane (µg/l)	Bromo-methane (µg/l)
<b>MW-7 continued</b>															
01/06/03	ND<50	--	--	--	ND<200	ND<50	--	ND<50	ND<50	--	--	--	--	--	--
04/07/03	--	--	--	--	ND<800	--	--	--	--	--	--	--	--	--	--
07/07/03	--	--	--	--	ND<400	--	--	--	--	--	--	--	--	--	--
10/09/03	--	--	--	--	ND<500	--	--	--	--	--	--	--	--	--	--
01/14/04	--	--	--	--	ND<800	--	--	--	--	--	--	--	--	--	--
04/28/04	--	--	--	--	6.8	--	--	--	--	--	--	--	--	--	--
07/12/04	--	--	--	--	5.1	--	--	--	--	--	--	--	--	--	--
10/25/04	--	--	--	--	ND<50	--	--	--	--	--	--	--	--	--	--
01/17/05	--	--	--	--	ND<50	--	--	--	--	--	--	--	--	--	--
04/06/05	--	--	--	--	6.4	--	--	--	--	--	--	--	--	--	--
07/08/05	--	--	--	--	ND<50	--	--	--	--	--	--	--	--	--	--

**Table 3 b**  
**ADDITIONAL ANALYTICAL RESULTS**  
**76 Station 1156**

Date Sampled	Chloro-methane (µg/l)	Chloro-ethane (µg/l)	Vinyl chloride (µg/l)	Methylene chloride (µg/l)	Bromoform (µg/l)	Bromo-dichloro-methane (µg/l)	1,1-Dichloro-ethane (µg/l)	1,1-Dichloro-ethene (µg/l)	Trichloro-fluoro-methane (µg/l)	Trichloro-trifluoro-ethane (µg/l)	1,2-Dichloro-propane (µg/l)	1,1,2-Trichloro-ethane (µg/l)	TCE (µg/l)	1,1,2,2-Tetrachloro-ethane (µg/l)	1,2-Dichloro-benzene (µg/l)
<b>MW-1</b>															
07/20/99	--	--	--	--	--	--	2.0	--	--	--	0.92	--	--	--	3.9
03/31/00	--	--	--	--	--	--	--	--	--	--	--	--	--	--	6.2
04/04/01	--	--	--	--	--	--	--	--	--	--	--	--	--	--	4.6
07/17/01	--	--	--	--	--	--	--	--	--	--	--	--	--	--	18
07/18/02	--	1.1	--	--	--	--	--	--	--	--	--	--	--	--	5.8
07/12/04	ND<10	ND<10	ND<10	ND<20	ND<10	ND<10	ND<10	ND<10	ND<10	ND<10	ND<10	ND<10	ND<10	ND<10	ND<2
07/08/05	ND<1.0	1.0	ND<0.50	ND<5.0	ND<2.0	ND<0.50	1.3	ND<0.50	ND<1.0	ND<0.50	ND<0.50	ND<0.50	0.73	ND<0.50	9.0

**Table 3 c**  
**ADDITIONAL ANALYTICAL RESULTS**  
**76 Station 1156**

Date Sampled	Dichloro-difluoro-methane (µg/l)	n-Propyl-benzene (µg/l)	EDB (µg/l)	1,3,5-Trimethyl-benzene (µg/l)	1,2,4-Trichloro-benzene (µg/l)	HCBD (µg/l)	1,2,4-Trimethyl-benzene (µg/l)	Naphthalene (µg/l)	TAME 8260B (µg/l)	TBA 8260B (µg/l)	DIPE 8260B (µg/l)	ETBE 8260B (µg/l)	Ethanol 8015B (mg/l)	Acenaphthylene (µg/l)	Acenaphthene (µg/l)
<b>MW-1</b>															
07/20/99	--	--	--	--	--	--	--	600	--	--	--	--	--	--	--
09/28/99	--	--	--	318	--	--	1240	534	ND	ND	ND	ND	--	--	--
01/07/00	--	371	--	597	--	--	2210	1050	--	--	--	--	--	--	--
03/31/00	--	--	--	--	--	--	--	140	--	--	--	--	--	--	--
07/14/00	--	--	--	--	--	--	--	690	--	--	--	--	--	--	--
10/03/00	--	--	--	--	--	--	--	361	--	--	--	--	--	--	--
01/03/01	--	--	--	--	--	--	--	400	--	--	--	--	--	--	--
04/04/01	--	--	ND	--	--	--	--	490	ND	ND	ND	ND	--	--	--
07/17/01	--	--	ND	--	--	--	--	740	ND	ND	ND	ND	--	--	--
07/18/02	--	--	ND<10	--	--	--	--	910	ND<10	ND<100	ND<10	ND<10	--	--	--
10/07/02	--	--	ND<200	--	--	--	--	--	ND<200	ND<10000	ND<200	ND<200	--	--	--
01/06/03	--	--	ND<400	--	--	--	--	--	ND<400	ND<20000	ND<400	ND<400	--	--	--
04/07/03	--	--	ND<200	--	--	--	--	--	ND<200	ND<10000	ND<200	ND<200	--	--	--
07/07/03	--	--	ND<500	--	--	--	--	850	ND<500	ND<25000	ND<500	ND<500	ND<120000	--	--
10/09/03	--	--	ND<400	--	--	--	--	--	ND<400	ND<20000	ND<400	ND<400	--	--	--
01/14/04	--	--	ND<800	--	--	--	--	--	ND<800	ND<40000	ND<800	ND<800	--	--	--
04/28/04	--	--	ND<50	--	--	--	--	--	ND<1	800	ND<1	ND<1	--	--	--
07/12/04	ND<10	--	ND<10	--	ND<2	ND<2	--	450	ND<20	1100	ND<20	ND<20	--	ND<2	ND<2
10/25/04	--	--	ND<200	--	--	--	--	--	ND<200	ND<2000	ND<400	ND<200	--	--	--
01/17/05	--	--	ND<200	--	--	--	--	--	ND<200	3100	ND<400	ND<200	--	--	--
04/06/05	--	--	ND<100	--	--	--	--	--	ND<100	1500	ND<100	ND<100	--	--	--
07/08/05	ND<1.0	--	ND<130	--	ND<20	ND<20	--	250	ND<130	ND<1300	ND<130	ND<130	--	ND<20	ND<20
<b>MW-2</b>															
09/28/99	--	--	--	--	--	--	--	--	ND	ND	ND	ND	--	--	--
04/04/01	--	--	ND	--	--	--	--	--	ND	ND	ND	ND	--	--	--
07/17/01	--	--	ND	--	--	--	--	--	ND	ND	ND	ND	--	--	--

Table 3 c  
**ADDITIONAL ANALYTICAL RESULTS**  
 76 Station 1156

Date Sampled	Dichloro-difluoromethane (µg/l)	n-Propylbenzene (µg/l)	EDB (µg/l)	1,3,5-Trimethylbenzene (µg/l)	1,2,4-Trichlorobenzene (µg/l)	HCBD (µg/l)	1,2,4-Trimethylbenzene (µg/l)	Naphthalene (µg/l)	TAME 8260B (µg/l)	TBA 8260B (µg/l)	DIPE 8260B (µg/l)	ETBE 8260B (µg/l)	Ethanol 8015B (mg/l)	Acenaphthylene (µg/l)	Acenaphthene (µg/l)
<b>MW-2 continued</b>															
07/18/02	--	--	ND<100	--	--	--	--	--	ND<100	ND<1000	ND<100	ND<100	--	--	--
10/07/02	--	--	ND<400	--	--	--	--	--	ND<400	ND<20000	ND<400	ND<400	--	--	--
01/06/03	--	--	ND<1000	--	--	--	--	--	ND<1000	ND<50000	ND<1000	ND<1000	--	--	--
04/07/03	--	--	ND<40	--	--	--	--	--	ND<40	ND<2000	ND<40	ND<40	--	--	--
07/07/03	--	--	ND<100	--	--	--	--	--	ND<100	ND<5000	ND<100	ND<100	--	--	--
10/09/03	--	--	ND<200	--	--	--	--	--	ND<200	ND<10000	ND<200	ND<200	--	--	--
01/14/04	--	--	ND<50	--	--	--	--	--	ND<50	ND<2500	ND<50	ND<50	--	--	--
04/28/04	--	--	ND<0.5	--	--	--	--	--	11	13000	ND<1	ND<1	--	--	--
07/12/04	--	--	ND<3	--	--	--	--	--	ND<5	110	ND<5	ND<5	--	--	--
10/25/04	--	--	ND<13	--	--	--	--	--	ND<13	1100	ND<25	ND<13	--	--	--
01/17/05	--	--	ND<13	--	--	--	--	--	ND<13	1200	ND<25	ND<13	--	--	--
04/06/05	--	--	ND<25	--	--	--	--	--	ND<25	2800	ND<25	ND<25	--	--	--
07/08/05	--	--	ND<25	--	--	--	--	--	ND<25	4300	ND<25	ND<25	--	--	--
<b>MW-3</b>															
09/28/99	--	--	--	--	--	--	--	--	8.80	ND	ND	ND	--	--	--
04/04/01	--	--	ND	--	--	--	--	--	ND	ND	ND	ND	--	--	--
07/17/01	--	--	ND	--	--	--	--	--	ND	ND	ND	ND	--	--	--
07/18/02	--	--	ND<5.0	--	--	--	--	--	ND<5.0	ND<50	ND<5.0	ND<5.0	--	--	--
10/07/02	--	--	ND<200	--	--	--	--	--	ND<200	ND<10000	ND<200	ND<200	--	--	--
01/06/03	--	--	ND<80	--	--	--	--	--	ND<80	ND<4000	ND<80	ND<80	--	--	--
04/07/03	--	--	ND<80	--	--	--	--	--	ND<80	ND<4000	ND<80	ND<80	--	--	--
07/07/03	--	--	ND<40	--	--	--	--	--	ND<40	ND<2000	ND<40	ND<40	--	--	--
10/09/03	--	--	ND<20	--	--	--	--	--	ND<20	ND<1000	ND<20	ND<20	--	--	--
01/14/04	--	--	ND<20	--	--	--	--	--	ND<20	ND<1000	ND<20	ND<20	--	--	--
04/28/04	--	--	ND<3	--	--	--	--	--	ND<1	ND<12	ND<1	ND<1	--	--	--
07/12/04	--	--	ND<10	--	--	--	--	--	ND<20	350	ND<20	ND<20	--	--	--

**Table 3 c**  
**ADDITIONAL ANALYTICAL RESULTS**  
**76 Station 1156**

Date Sampled	Dichloro-difluoro-methane (µg/l)	n-Propyl-benzene (µg/l)	EDB (µg/l)	1,3,5-Trimethyl-benzene (µg/l)	1,2,4-Trichloro-benzene (µg/l)	HCBD (µg/l)	1,2,4-Trimethyl-benzene (µg/l)	Naph-thalene (µg/l)	TAME 8260B (µg/l)	TBA 8260B (µg/l)	DIPE 8260B (µg/l)	ETBE 8260B (µg/l)	Ethanol 8015B (mg/l)	Acenaph-thylene (µg/l)	Acenaph-thene (µg/l)
<b>MW-3 continued</b>															
10/25/04	--	--	ND<2.5	--	--	--	--	--	ND<2.5	39	ND<5.0	ND<2.5	--	--	--
01/17/05	--	--	ND<2.5	--	--	--	--	--	ND<2.5	120	ND<5.0	ND<2.5	--	--	--
04/06/05	--	--	ND<10	--	--	--	--	--	ND<10	150	ND<10	ND<10	--	--	--
07/08/05	--	--	ND<2.5	--	--	--	--	--	ND<2.5	64	ND<2.5	ND<2.5	--	--	--
<b>MW-4</b>															
09/28/99	--	--	--	--	--	--	--	--	ND	ND	ND	ND	--	--	--
04/04/01	--	--	ND	--	--	--	--	--	ND	ND	ND	ND	--	--	--
07/17/01	--	--	ND	--	--	--	--	--	ND	ND	ND	ND	--	--	--
07/18/02	--	--	ND<10	--	--	--	--	--	ND<10	ND<100	ND<10	ND<10	--	--	--
10/07/02	--	--	ND<200	--	--	--	--	--	ND<200	ND<10000	ND<200	ND<200	--	--	--
01/06/03	--	--	ND<20	--	--	--	--	--	ND<20	ND<1000	ND<20	ND<20	--	--	--
04/07/03	--	--	ND<20	--	--	--	--	--	ND<20	ND<1000	ND<20	ND<20	--	--	--
07/07/03	--	--	ND<20	--	--	--	--	--	ND<20	ND<1000	ND<20	ND<20	--	--	--
10/09/03	--	--	ND<4.0	--	--	--	--	--	ND<4.0	ND<200	ND<4.0	ND<4.0	--	--	--
01/14/04	--	--	ND<4.0	--	--	--	--	--	ND<4.0	ND<200	ND<4.0	ND<4.0	--	--	--
04/28/04	--	--	ND<0.5	--	--	--	--	--	ND<1	150	ND<1	ND<1	--	--	--
07/12/04	--	--	ND<3	--	--	--	--	--	ND<5	210	ND<5	ND<5	--	--	--
10/25/04	--	--	ND<1.0	--	--	--	--	--	ND<1.0	38	ND<2.0	ND<1.0	--	--	--
01/17/05	--	--	ND<1.0	--	--	--	--	--	ND<1.0	110	ND<2.0	ND<1.0	--	--	--
04/06/05	--	--	ND<2.5	--	--	--	--	--	ND<2.5	ND<25	ND<2.5	ND<2.5	--	--	--
07/08/05	--	--	ND<0.50	--	--	--	--	--	ND<0.50	29	ND<0.50	ND<0.50	--	--	--
<b>MW-5</b>															
07/18/02	--	--	ND<2.0	--	--	--	--	--	ND<2.0	ND<20	ND<2.0	ND<2.0	--	--	--
10/07/02	--	--	ND<2.0	--	--	--	--	--	ND<2.0	ND<100	ND<2.0	ND<2.0	--	--	--
01/06/03	--	--	ND<2.0	--	--	--	--	ND<10	ND<2.0	ND<100	ND<2.0	ND<2.0	--	--	--
04/07/03	--	--	ND<10	--	--	--	--	--	ND<10	ND<500	ND<10	ND<10	--	--	--



**Table 3 c**  
**ADDITIONAL ANALYTICAL RESULTS**  
**76 Station 1156**

Date Sampled	Dichloro-difluoromethane (µg/l)	n-Propylbenzene (µg/l)	EDB (µg/l)	1,3,5-Trimethylbenzene (µg/l)	1,2,4-Trichlorobenzene (µg/l)	HCBD (µg/l)	1,2,4-Trimethylbenzene (µg/l)	Naphthalene (µg/l)	TAME 8260B (µg/l)	TBA 8260B (µg/l)	DIPE 8260B (µg/l)	ETBE 8260B (µg/l)	Ethanol 8015B (mg/l)	Acenaphthylene (µg/l)	Acenaphthene (µg/l)
<b>MW-5 continued</b>															
07/07/03	--	--	ND<4.0	--	--	--	--	--	ND<4.0	ND<200	ND<4.0	ND<4.0	--	--	--
10/09/03	--	--	ND<4.0	--	--	--	--	--	ND<4.0	ND<200	ND<4.0	ND<4.0	--	--	--
01/14/04	--	--	ND<40	--	--	--	--	--	ND<40	ND<2000	ND<40	ND<40	--	--	--
04/28/04	--	--	ND<0.5	--	--	--	--	--	ND<1	ND<12	ND<1	ND<1	--	--	--
07/12/04	--	--	ND<0.5	--	--	--	--	--	ND<1	ND<12	ND<1	ND<1	--	--	--
10/25/04	--	--	ND<50	--	--	--	--	--	ND<50	ND<500	ND<100	ND<50	--	--	--
01/17/05	--	--	ND<2.5	--	--	--	--	--	ND<2.5	100	ND<5.0	ND<2.5	--	--	--
04/06/05	--	--	ND<0.50	--	--	--	--	--	ND<0.50	7.6	ND<0.50	ND<0.50	--	--	--
07/08/05	--	--	ND<5.0	--	--	--	--	--	ND<5.0	180	ND<5.0	ND<5.0	--	--	--
<b>MW-6</b>															
07/18/02	--	--	ND<2.0	--	--	--	--	--	ND<2.0	ND<20	ND<2.0	ND<2.0	--	--	--
10/07/02	--	--	ND<2.0	--	--	--	--	--	ND<2.0	ND<100	ND<2.0	ND<2.0	--	--	--
01/06/03	--	--	ND<2.0	--	--	--	--	--	ND<2.0	ND<100	ND<2.0	ND<2.0	--	--	--
04/07/03	--	--	ND<2.0	--	--	--	--	--	ND<2.0	ND<100	ND<2.0	ND<2.0	--	--	--
07/07/03	--	--	ND<2.0	--	--	--	--	--	ND<2.0	ND<100	ND<2.0	ND<2.0	--	--	--
10/09/03	--	--	ND<2.0	--	--	--	--	--	ND<2.0	ND<100	ND<2.0	ND<2.0	--	--	--
01/14/04	--	--	ND<2.0	--	--	--	--	--	ND<2.0	ND<100	ND<2.0	ND<2.0	--	--	--
04/28/04	--	--	ND<0.5	--	--	--	--	--	ND<1	ND<12	ND<1	ND<1	--	--	--
07/12/04	--	--	ND<0.5	--	--	--	--	--	ND<1	ND<12	ND<1	ND<1	--	--	--
10/25/04	--	--	ND<0.50	--	--	--	--	--	ND<0.50	ND<5.0	ND<1.0	ND<0.50	--	--	--
01/17/05	--	--	ND<0.50	--	--	--	--	--	ND<0.50	ND<5.0	ND<1.0	ND<0.50	--	--	--
04/06/05	--	--	ND<0.50	--	--	--	--	--	ND<0.50	ND<5.0	ND<0.50	ND<0.50	--	--	--
07/08/05	--	--	ND<0.50	--	--	--	--	--	ND<0.50	ND<5.0	ND<0.50	ND<0.50	--	--	--
<b>MW-7</b>															
07/18/02	--	--	ND<20	--	--	--	--	--	ND<20	33000	ND<20	ND<20	--	--	--
10/07/02	--	--	ND<400	--	--	--	--	--	ND<400	26000	ND<400	ND<400	--	--	--

**Table 3 c**  
**ADDITIONAL ANALYTICAL RESULTS**  
**76 Station 1156**

Date Sampled	Dichloro-difluoro-methane (µg/l)	n-Propyl-benzene (µg/l)	EDB (µg/l)	1,3,5-Trimethyl-benzene (µg/l)	1,2,4-Trichloro-benzene (µg/l)	HCBD (µg/l)	1,2,4-Trimethyl-benzene (µg/l)	Naphthalene (µg/l)	TAME 8260B (µg/l)	TBA 8260B (µg/l)	DIPE 8260B (µg/l)	ETBE 8260B (µg/l)	Ethanol 8015B (mg/l)	Accnaphthylene (µg/l)	Accnaphthene (µg/l)
<b>MW-7 continued</b>															
01/06/03	--	--	ND<200	--	--	--	--	ND<10	ND<200	ND<10000	ND<200	ND<200	--	--	--
04/07/03	--	--	ND<800	--	--	--	--	--	ND<800	ND<40000	ND<800	ND<800	--	--	--
07/07/03	--	--	ND<400	--	--	--	--	--	ND<400	27000	ND<400	ND<400	--	--	--
10/09/03	--	--	ND<500	--	--	--	--	--	ND<500	ND<25000	ND<500	ND<500	--	--	--
01/14/04	--	--	ND<800	--	--	--	--	--	ND<800	ND<40000	ND<800	ND<800	--	--	--
04/28/04	--	--	ND<0.5	--	--	--	--	--	12	9200	ND<1	ND<1	--	--	--
07/12/04	--	--	ND<5	--	--	--	--	--	ND<10	4600	ND<10	ND<10	--	--	--
10/25/04	--	--	ND<50	--	--	--	--	--	ND<50	3900	ND<100	ND<50	--	--	--
01/17/05	--	--	ND<50	--	--	--	--	--	ND<50	4200	ND<100	ND<50	--	--	--
04/06/05	--	--	ND<0.50	--	--	--	--	--	9.3	4200	ND<0.50	ND<0.50	--	--	--
07/08/05	--	--	ND<50	--	--	--	--	--	ND<50	4300	ND<50	ND<50	--	--	--

**Table 3 d**  
**ADDITIONAL ANALYTICAL RESULTS**  
**76 Station 1156**

Date Sampled	Fluorene (µg/l)	Phenanthrene (µg/l)	Anthracene (µg/l)	Fluoranthene (µg/l)	Pyrene (µg/l)	Benzo (a)Anthracene (µg/l)	Chrysene (µg/l)	B[BJF] (µg/l)	B[K]F (µg/l)	Benzo(a) Pyrene (µg/l)	DB[A,H]A (µg/l)	Benzo (g,h,i)perylene (µg/l)	Indeno (1,2,3c,d)pyrene (µg/l)	Ethanol 8260B (µg/l)	bis(2-Ethylhexyl) phthalate (µg/l)
<b>MW-1</b>															
03/31/00	--	--	--	--	--	--	--	--	--	--	--	--	--	--	10
10/03/00	--	--	--	--	--	--	--	--	--	--	--	--	--	--	51.6
04/04/01	--	--	--	--	--	--	--	--	--	--	--	--	--	ND	55
07/17/01	--	--	--	--	--	--	--	--	--	--	--	--	--	ND	400
07/18/02	--	--	--	--	--	--	--	--	--	--	--	--	--	ND<2500000	120
10/07/02	--	--	--	--	--	--	--	--	--	--	--	--	--	ND<50000000	--
01/06/03	--	--	--	--	--	--	--	--	--	--	--	--	--	ND<100000000	--
04/07/03	--	--	--	--	--	--	--	--	--	--	--	--	--	ND<50000000	--
07/07/03	--	--	--	--	--	--	--	--	--	--	--	--	--	--	70
10/09/03	--	--	--	--	--	--	--	--	--	--	--	--	--	ND<100000	--
01/14/04	--	--	--	--	--	--	--	--	--	--	--	--	--	ND<200000	--
04/28/04	--	--	--	--	--	--	--	--	--	--	--	--	--	ND<1000	--
07/12/04	ND<2	ND<2	ND<2	ND<2	ND<2	ND<2	ND<2	ND<2	ND<2	ND<2	ND<3	ND<2	ND<2	ND<20000	ND<5
10/25/04	--	--	--	--	--	--	--	--	--	--	--	--	--	ND<20000	--
01/17/05	--	--	--	--	--	--	--	--	--	--	--	--	--	ND<20000	--
04/06/05	--	--	--	--	--	--	--	--	--	--	--	--	--	ND<10000	--
07/08/05	ND<20	ND<20	ND<20	ND<20	ND<20	ND<20	ND<20	ND<20	ND<20	ND<20	ND<20	ND<20	ND<20	ND<13000	ND<100
<b>MW-2</b>															
04/04/01	--	--	--	--	--	--	--	--	--	--	--	--	--	ND	--
07/17/01	--	--	--	--	--	--	--	--	--	--	--	--	--	ND	--
07/18/02	--	--	--	--	--	--	--	--	--	--	--	--	--	ND<2500000	--
10/07/02	--	--	--	--	--	--	--	--	--	--	--	--	--	ND<100000000	--
01/06/03	--	--	--	--	--	--	--	--	--	--	--	--	--	ND<250000000	--
04/07/03	--	--	--	--	--	--	--	--	--	--	--	--	--	ND<10000000	--
07/07/03	--	--	--	--	--	--	--	--	--	--	--	--	--	ND<25000000	--
10/09/03	--	--	--	--	--	--	--	--	--	--	--	--	--	ND<50000	--

**Table 3 d**  
**ADDITIONAL ANALYTICAL RESULTS**  
**76 Station 1156**

Date Sampled	Fluorene (µg/l)	Phenanthrene (µg/l)	Anthracene (µg/l)	Fluoranthene (µg/l)	Pyrene (µg/l)	Benzo (a)Anthracene (µg/l)	Chrysene (µg/l)	B[B]F (µg/l)	B[K]F (µg/l)	Benzo(a) Pyrene (µg/l)	DB[A,H]A (µg/l)	Benzo (g,h,i)-perylene (µg/l)	Indeno (1,2,3c,d)-pyrene (µg/l)	Ethanol 8260B (µg/l)	bis(2-Ethylhexyl) phthalate (µg/l)
<b>MW-2 continued</b>															
01/14/04	--	--	--	--	--	--	--	--	--	--	--	--	--	ND<13000	--
04/28/04	--	--	--	--	--	--	--	--	--	--	--	--	--	ND<1000	--
07/12/04	--	--	--	--	--	--	--	--	--	--	--	--	--	ND<4000	--
10/25/04	--	--	--	--	--	--	--	--	--	--	--	--	--	ND<1300	--
01/17/05	--	--	--	--	--	--	--	--	--	--	--	--	--	ND<1300	--
04/06/05	--	--	--	--	--	--	--	--	--	--	--	--	--	ND<2500	--
07/08/05	--	--	--	--	--	--	--	--	--	--	--	--	--	ND<2500	--
<b>MW-3</b>															
04/04/01	--	--	--	--	--	--	--	--	--	--	--	--	--	ND	--
07/17/01	--	--	--	--	--	--	--	--	--	--	--	--	--	ND	--
07/18/02	--	--	--	--	--	--	--	--	--	--	--	--	--	ND<1200000	--
10/07/02	--	--	--	--	--	--	--	--	--	--	--	--	--	ND<50000000	--
01/06/03	--	--	--	--	--	--	--	--	--	--	--	--	--	23000000	--
04/07/03	--	--	--	--	--	--	--	--	--	--	--	--	--	ND<20000000	--
07/07/03	--	--	--	--	--	--	--	--	--	--	--	--	--	ND<10000000	--
10/09/03	--	--	--	--	--	--	--	--	--	--	--	--	--	ND<5000	--
01/14/04	--	--	--	--	--	--	--	--	--	--	--	--	--	ND<5000	--
04/28/04	--	--	--	--	--	--	--	--	--	--	--	--	--	ND<1000	--
07/12/04	--	--	--	--	--	--	--	--	--	--	--	--	--	ND<20000	--
10/25/04	--	--	--	--	--	--	--	--	--	--	--	--	--	ND<250	--
01/17/05	--	--	--	--	--	--	--	--	--	--	--	--	--	ND<250	--
04/06/05	--	--	--	--	--	--	--	--	--	--	--	--	--	ND<1000	--
07/08/05	--	--	--	--	--	--	--	--	--	--	--	--	--	ND<250	--
<b>MW-4</b>															
04/04/01	--	--	--	--	--	--	--	--	--	--	--	--	--	ND	--
07/17/01	--	--	--	--	--	--	--	--	--	--	--	--	--	ND	--

**Table 3 d**  
**ADDITIONAL ANALYTICAL RESULTS**  
**76 Station 1156**

Date Sampled	Fluorene (µg/l)	Phenanthrene (µg/l)	Anthracene (µg/l)	Fluoranthene (µg/l)	Pyrene (µg/l)	Benzo (a)Anthracene (µg/l)	Chrysene (µg/l)	B[B]F (µg/l)	B[K]F (µg/l)	Benzo(a) Pyrene (µg/l)	DB[A,H]A (µg/l)	Benzo (g,h,i)-perylene (µg/l)	Indeno (1,2,3c,d)-pyrene (µg/l)	Ethanol 8260B (µg/l)	bis(2-Ethylhexyl) phthalate (µg/l)
<b>MW-4 continued</b>															
07/18/02	--	--	--	--	--	--	--	--	--	--	--	--	--	ND<2500000	--
10/07/02	--	--	--	--	--	--	--	--	--	--	--	--	--	ND<5000000	--
01/06/03	--	--	--	--	--	--	--	--	--	--	--	--	--	ND<5000000	--
04/07/03	--	--	--	--	--	--	--	--	--	--	--	--	--	ND<5000000	--
07/07/03	--	--	--	--	--	--	--	--	--	--	--	--	--	ND<5000000	--
10/09/03	--	--	--	--	--	--	--	--	--	--	--	--	--	ND<1000	--
01/14/04	--	--	--	--	--	--	--	--	--	--	--	--	--	ND<1000	--
04/28/04	--	--	--	--	--	--	--	--	--	--	--	--	--	ND<1000	--
07/12/04	--	--	--	--	--	--	--	--	--	--	--	--	--	ND<4000	--
10/25/04	--	--	--	--	--	--	--	--	--	--	--	--	--	ND<100	--
01/17/05	--	--	--	--	--	--	--	--	--	--	--	--	--	ND<100	--
04/06/05	--	--	--	--	--	--	--	--	--	--	--	--	--	73000	--
07/08/05	--	--	--	--	--	--	--	--	--	--	--	--	--	ND<50	--
<b>MW-5</b>															
07/18/02	--	--	--	--	--	--	--	--	--	--	--	--	--	ND<500000	--
10/07/02	--	--	--	--	--	--	--	--	--	--	--	--	--	ND<500000	--
01/06/03	--	--	--	--	--	--	--	--	--	--	--	--	--	ND<500000	ND<5.0
04/07/03	--	--	--	--	--	--	--	--	--	--	--	--	--	ND<2500000	--
07/07/03	--	--	--	--	--	--	--	--	--	--	--	--	--	ND<1000000	--
10/09/03	--	--	--	--	--	--	--	--	--	--	--	--	--	ND<1000	--
01/14/04	--	--	--	--	--	--	--	--	--	--	--	--	--	ND<10000	--
04/28/04	--	--	--	--	--	--	--	--	--	--	--	--	--	ND<1000	--
07/12/04	--	--	--	--	--	--	--	--	--	--	--	--	--	ND<800	--
10/25/04	--	--	--	--	--	--	--	--	--	--	--	--	--	ND<5000	--
01/17/05	--	--	--	--	--	--	--	--	--	--	--	--	--	ND<250	--
04/06/05	--	--	--	--	--	--	--	--	--	--	--	--	--	ND<50	--

**Table 3 d**  
**ADDITIONAL ANALYTICAL RESULTS**  
**76 Station 1156**

Date Sampled	Fluorene (µg/l)	Phenan- threne (µg/l)	Anthra- cene (µg/l)	Fluoran- thene (µg/l)	Pyrene (µg/l)	Benzo (a)Anth- racene (µg/l)	Chryscnc (µg/l)	B[B]F (µg/l)	B[K]F (µg/l)	Benzo(a) Pyrene (µg/l)	DB[A,H]A (µg/l)	Benzo (g,h,i)- perylene (µg/l)	Indeno (1,2,3c,d)- pyrene (µg/l)	Ethanol 8260B (µg/l)	bis(2- Ethylhexyl ) phthalate (µg/l)
<b>MW-5 continued</b>															
07/08/05	--	--	--	--	--	--	--	--	--	--	--	--	--	ND<500	--
<b>MW-6</b>															
07/18/02	--	--	--	--	--	--	--	--	--	--	--	--	--	ND<500000	--
10/07/02	--	--	--	--	--	--	--	--	--	--	--	--	--	ND<500000	--
01/06/03	--	--	--	--	--	--	--	--	--	--	--	--	--	ND<500000	--
04/07/03	--	--	--	--	--	--	--	--	--	--	--	--	--	ND<500000	--
07/07/03	--	--	--	--	--	--	--	--	--	--	--	--	--	ND<500000	--
10/09/03	--	--	--	--	--	--	--	--	--	--	--	--	--	ND<500	--
01/14/04	--	--	--	--	--	--	--	--	--	--	--	--	--	ND<500	--
04/28/04	--	--	--	--	--	--	--	--	--	--	--	--	--	ND<1000	--
07/12/04	--	--	--	--	--	--	--	--	--	--	--	--	--	ND<800	--
10/25/04	--	--	--	--	--	--	--	--	--	--	--	--	--	ND<50	--
01/17/05	--	--	--	--	--	--	--	--	--	--	--	--	--	ND<50	--
04/06/05	--	--	--	--	--	--	--	--	--	--	--	--	--	ND<50	--
07/08/05	--	--	--	--	--	--	--	--	--	--	--	--	--	ND<50	--
<b>MW-7</b>															
07/18/02	--	--	--	--	--	--	--	--	--	--	--	--	--	ND<5000000	--
10/07/02	--	--	--	--	--	--	--	--	--	--	--	--	--	ND<100000000	--
01/06/03	--	--	--	--	--	--	--	--	--	--	--	--	--	ND<500000000	ND<5.0
04/07/03	--	--	--	--	--	--	--	--	--	--	--	--	--	ND<200000000	--
07/07/03	--	--	--	--	--	--	--	--	--	--	--	--	--	ND<100000000	--
10/09/03	--	--	--	--	--	--	--	--	--	--	--	--	--	ND<130000	--
01/14/04	--	--	--	--	--	--	--	--	--	--	--	--	--	ND<200000	--
04/28/04	--	--	--	--	--	--	--	--	--	--	--	--	--	ND<1000	--
07/12/04	--	--	--	--	--	--	--	--	--	--	--	--	--	ND<8000	--
10/25/04	--	--	--	--	--	--	--	--	--	--	--	--	--	ND<5000	--

**Table 3 d**  
**ADDITIONAL ANALYTICAL RESULTS**  
**76 Station 1156**

Date Sampled	Fluorene (µg/l)	Phenanthrene (µg/l)	Anthracene (µg/l)	Fluoranthene (µg/l)	Pyrene (µg/l)	Benzo (a)Anthracene (µg/l)	Chrysene (µg/l)	B[B]F (µg/l)	B[K]F (µg/l)	Benzo(a) Pyrene (µg/l)	DB[A,H]A (µg/l)	Benzo (g,h,i)-perylene (µg/l)	Indeno (1,2,3c,d)-pyrene (µg/l)	Ethanol 8260B (µg/l)	bis(2-Ethylhexyl) phthalate (µg/l)
<b>MW-7 continued</b>															
01/17/05	--	--	--	--	--	--	--	--	--	--	--	--	--	ND<5000	--
04/06/05	--	--	--	--	--	--	--	--	--	--	--	--	--	ND<10000	--
07/08/05	--	--	--	--	--	--	--	--	--	--	--	--	--	ND<5000	--

**Table 3 e**  
**ADDITIONAL ANALYTICAL RESULTS**  
**76 Station 1156**

Date Sampled	2-Methyl- phenol (µg/l)	4-Methyl- phenol (µg/l)	2-Methyl- naph- thalene (µg/l)
<b>MW-1</b>			
07/20/99	--	27	240
09/28/99	26.4	35.6	87.4
01/07/00	--	--	315
03/31/00	31	18	73
07/14/00	--	--	300
10/03/00	--	28.9	98.1
01/03/01	--	--	180
04/04/01	--	--	78
07/17/01	47	25	290
07/18/02	13	25	420
07/07/03	ND<5.0	22	260
07/08/05	ND<20	ND<20	69
<b>MW-5</b>			
01/06/03	ND<5.0	ND<5.0	ND<5.0
<b>MW-7</b>			
01/06/03	ND<5.0	ND<5.0	ND<5.0



Table 4a  
**ADDITIONAL ANALYTICAL RESULTS**  
**SVOCs by EPA Method 8270C**  
**76 Station 4625**

Date Sampled	2-Chlorophenol (µg/l)	1,3-Dichloro benzene (µg/l)	1,4-Dichloro benzene (µg/l)	Benzyl alcohol (µg/l)	1,2-Dichloro benzene (µg/l)	2-Methyl phenol (µg/l)	Bis(2-chloro- isopropyl)ether (µg/l)	4-Methyl phenol (µg/l)	N-Nitroso-di-n- propylamine (µg/l)
MW-1 07/08/05	ND < 20	ND < 20	ND < 20	ND < 50	ND < 20	ND < 20	ND < 20	ND < 20	ND < 20

Table 4b  
**ADDITIONAL ANALYTICAL RESULTS**  
**SVOCs by EPA Method 8270C**  
**76 Station 4625**

Date Sampled	Hexachloro- ethane (µg/l)	Nitrobenzene (µg/l)	Isophorone (µg/l)	2-Nitrophenol (µg/l)	2,4-Dimethyl- phenol (µg/l)	Bis(2-chloro- ethoxy) methane (µg/l)	2,4-Dichloro- phenol (µg/l)	1,2,4-Trichloro- benzene (µg/l)	Naphthalene (µg/l)	4-Chloroaniline (µg/l)	Hexachloro- butadiene (µg/l)
MW-1 07/08/05	ND < 20	ND < 20	ND < 20	ND < 20	ND < 20	ND < 50	ND < 20	ND < 20	250	ND < 20	ND < 20

Table 4c  
**ADDITIONAL ANALYTICAL RESULTS**  
**SVOCs by EPA Method 8270C**  
**76 Station 4625**

Date Sampled	4-Chloro-3- methylphenol (µg/l)	2-Methyl- naphthalene (µg/l)	Hexachloro- cyclopentadiene (µg/l)	2,4,6-Trichloro- phenol (µg/l)	2,4,5-Trichloro- phenol (µg/l)	2-Chloro- naphthalene (µg/l)	2-Nitroaniline (µg/l)	Dimethyl phthalate (µg/l)	Acenaph- thylene (µg/l)	3-Nitroaniline (µg/l)	Acenaphthene (µg/l)
MW-1 07/08/05				ND < 20	ND < 20	ND < 20	ND < 100	ND < 50	ND < 20		

Table 4d  
**ADDITIONAL ANALYTICAL RESULTS**  
 SVOCs by EPA Method 8270C  
 76 Station 4625

Date Sampled	2,4-Dinitro- phenol (µg/l)	4-Nitrophenol (µg/l)	Dibenzofuran (µg/l)	2,4-Dinitro- toluene (µg/l)	2,6-Dinitro- toluene (µg/l)	Diethyl phthalate (µg/l)	4-Chlorophenyl phenyl ether (µg/l)	Fluorene (µg/l)	4-Nitroaniline (µg/l)	2-Methyl-4,6- dinitrophenol (µg/l)	N-Nitrosodi- phenylamine (µg/l)
MW-1 07/08/05	ND < 100	ND < 100	ND < 20	ND < 20	ND < 50	ND < 50	ND < 50	ND < 20	ND < 100	ND < 100	ND < 20

Table 4e  
**ADDITIONAL ANALYTICAL RESULTS**  
 SVOCs by EPA Method 8270C  
 76 Station 4625

Date Sampled	4-Bromophenyl phenyl ether (µg/l)	Hexachloro- benzene (µg/l)	Pentachloro- phenol (µg/l)	Phenanthrene (µg/l)	Anthracene (µg/l)	Di-n-butyl phthalate (µg/l)	Fluoranthene (µg/l)	Pyrene (µg/l)	Butyl benzyl phthalate (µg/l)	3,3-Dichloro- benzidine (µg/l)	Benzo(a)- anthracene (µg/l)
MW-1 07/08/05	ND < 50	ND < 20	ND < 100	ND < 20	ND < 20	ND < 50	ND < 20	ND < 20	ND < 50	ND < 50	ND < 20

**Table 4f**  
**ADDITIONAL ANALYTICAL RESULTS**  
**SVOCs by EPA Method 8270C**  
**76 Station 4625**

Date Sampled	bis(2-Ethylhexyl) phthalate (µg/l)	Chrysene (µg/l)	Di-n-octyl phthalate (µg/l)	Benzo(b)- fluoranthene (µg/l)	Benzo(k)- fluoranthene (µg/l)	Benzo(a)pyrene (µg/l)	Indeno(1,2,3-c,d)- pyrene (µg/l)	Dibenzo(a,h)- anthracene (µg/l)	Benzo(g,h,i)- perylene (µg/l)	Benzoic acid (µg/l)
MW-1 07/08/05	ND < 100	ND < 20	ND < 50	ND < 20	ND < 20	ND < 20	ND < 20	ND < 20	ND < 20	ND < 100

Table 4f  
ADDITIONAL ANALYTICAL RESULTS  
SVOCs by EPA Method 8270C  
76 Station 4625

Date Sampled	Phenol ( $\mu\text{g/l}$ )	Bis(2-chloro- ethyl) ether ( $\mu\text{g/l}$ )
MW-1 07/08/05	ND < 20	ND < 20