



**Touchstone  
Developments**  
Environmental Management

*Reviewed by  
2/29/96*

ENVIRONMENTAL  
PROTECTION  
02 DEC 25 PM 2:39

December 19, 1995

Goodyear Tire & Rubber Company  
7301 Ambassador Row  
Post Office Box 660245  
Dallas, Texas 75266-0245

Attention: Mr. Joe Smerglia

Re: GROUNDWATER MONITORING AND SAMPLING REPORT  
Goodyear Service Center No. 9578  
3430 Castro Valley Boulevard  
Castro Valley, California

Mr. Smerglia:

This letter report summarizes the recent groundwater monitoring and sampling of monitoring wells at the above referenced address. Monitoring and sampling was performed on October 23, 1995, by DEL-TECH Services of Oakdale, California.

Monitoring wells MW-1, MW-2, and MW-3 are all two-inch diameter with total depths of 18.88, 18.27, and 16.28 feet below ground surface (bgs), respectively. Depth to groundwater was measured in wells MW-1 and MW-2 at 6.40 and 6.02, respectively. Depth to water could not be measured in Well MW-3 due the presence of a viscous fluid which prevented the Keck Product Interface Meter from measuring the thickness of the floating product and depth to water. The actual purge volumes were 6.0 gallons for Wells MW-1 and MW-2. During the purging process, pH, conductivity, and temperature measurements were recorded several times on the field logs. When these field measurements stabilized, groundwater samples were collected using a stainless steel bailer. Field measurements and pertinent sampling data are summarized in Table A and included on the field logs presented in Appendix A.

Formation groundwater from Wells MW-1 and MW-2 were decanted from the submersible pump into six (6), laboratory-supplied, 40-milliliter VOA bottles, one, one-liter amber glass and one, one-liter plastic bottles. The sample bottles were labeled, entered onto a chain-of-custody form, placed in a cooler with blue ice and delivered to Sequoia Analytical located in Redwood City, California.

As requested by Mr. Scott Seery of Alameda County Health Services Agency, analyses of the groundwater samples included: Total Petroleum Hydrocarbons calculated as Gasoline according to EPA Method 8015 (Modified), Benzene, Toluene, Ethylbenzene, and Xylenes according EPA Method 8020, Total Petroleum Hydrocarbons calculated as Diesel according to EPA Method 8015 (Modified), Volatile Organic Compounds (VOCs) according to EPA Method 8010, and Semivolatile Organics according to EPA SW-846 Method 8270. The DEL TECH Sampling Groundwater Field Monitoring Summary Report is presented in Appendix A. The chemical analytical results are summarized on Table B and the Sequoia Analytical laboratory report and Chain-of-Custody form are presented in Appendix B. A historical groundwater analytical summary for the three wells at the site is included in Table C.

The groundwater flow direction could not be determined because a water level measurement could not be recorded from Well MW-3. Based on historical water level measurements, the groundwater flow direction at the site is to the south southwest.


The XSORB™ sock placed in Well MW-3 for removing separate-phase floating product was monitored and removed twice in November as part of our fourth quarterly monitoring program. The sock was fully saturated with separate-phase product both times in November. In December, the sock was checked and no separate-phase product was observed in the well. The sock was replaced and will be checked during the next quarterly sampling event. The next quarterly sampling event is scheduled for January, 1996. As requested in the Alameda County Health Services Agency letter dated August 17, 1995, target compounds for future samplings will continue to be:

- o Total Petroleum Hydrocarbons calculated as gasoline and Diesel
- o Benzene, Toluene, Ethylbenzene, and Total Xylenes (BTEX)
- o Halogenated volatile organic compounds (HVOC)
- o Semivolatile organic compounds (SVOC)

If, after receipt of the first quarterly monitoring and sampling of 1996, analytical results indicate that wells MW-1 and MW-2 continue to be reported as ND for TPH-Gasoline, BTEX, and HVOCs and SVOCs (EPA Methods 8010 and 8270), Touchstone proposes that, at a minimum, analyses for these two wells be continued on a semi-annual basis. If after the five consecutive samplings the analytical results are ND for the analytes just mentioned, the wells could be judged as not needed and then be properly destroyed or abandoned. There will be no change in the sampling and monitoring frequency for Well MW-3. It will continued to be sampled and monitored on a quarterly basis until analytical results requested by Alameda County are ND for two consecutive quarters.


If you have any questions or comments, please call me at (707) 935-0601.

Sincerely,

  
Timothy J. Walker  
Project Manager



David E. Conley R.G. #4795  
Technical Review



attachments

cc: Ms. Amy Leach, Alameda County Health Services Agency

## **TABLES**

**Table A: Field Monitoring Data**

**Table B: 1995 4th Quarterly Groundwater Analytical Summary**

**Table C: Historical Groundwater Analytical Summary**

**TABLE A**  
**FIELD MONITORING DATA**  
 Goodyear Service Center No. 9578  
 3430 Castro Valley Boulevard  
 Castro Valley, California

WELL ID	Date	Casing Dia. (in.)	Casing Elev. (ref. to MSL)	DTW (feet)	Water Elev. (ref. to MSL)	Total Depth (feet)	Purged Well Volumes	pH	Temp. (deg. C)	Conductivity (uMHOS/cm)	Color (Visual)
MW-1	23-Oct-95	2	177.17	6.40	170.77	18.88	6.0	6.7	21.2	455	clear
MW-2	23-Oct-95	2	176.55	6.02	170.53	18.27	6.0	6.6	22.5	470	clear
MW-3	23-Oct-95	2	176.97	na	na	16.28	na	na	na	na	black, viscous

na = no data available  
 pH measured in standard pH units.  
 DTW = Depth to Water  
 deg. C = Degrees measured in Celsius

## TABLE B

### 1995 4th Quarterly Groundwater Analytical Summary Goodyear Service Center

3430 Castro Valley Boulevard - Castro Valley, California

(Results are in ug/L - parts per billion (ppb), unless otherwise noted.)

Well ID	DATE	TPH - Gasoline	Benzene	Toluene	Ethyl-benzene	Xylenes	TPH - Diesel	8010	8270
MW-1	23-Oct-95	ND	ND	ND	ND	ND	ND	CAR *	ND
MW-2	23-Oct-95	ND	ND	ND	ND	ND	ND	CAR *	ND
MW-3	23-Oct-95	NA	NA	NA	NA	NA	NA	NA	NA

TPH-Gasoline = Total Petroleum Hydrocarbons calculated as gasoline

TPH-Diesel = Total Petroleum Hydrocarbons calculated as Diesel

TOG = Total Oil & Grease

ND = Not detected at or above the laboratory detection limits.

NA = Analysis not done due to separate-phase product.

ppm = parts per million (mg/L)

CAR \* = Chloroform reported in MW-1 and MW-2 at 2.3 and 1.6 ppb, respectively.

**TABLE C**  
**HISTORICAL GROUNDWATER ANALYTICAL SUMMARY**

**Goodyear Service Center**  
**3430 Castro Valley Boulevard - Castro Valley, California**

Results in ug/L - parts per billion (ppb)

Well ID	DATE	1995 Quarter	TPH - Gasoline	Benzene	Toluene	Ethyl-benzene	Xylenes	TPH - Diesel	TOG	B010	B270	Cadmium (ppm)	Chromium (ppm)	Lead (ppm)	Nickel (ppm)	Zinc (ppm)
MW-1	24-Apr-95	2nd	ND	ND	ND	ND	ND	ND	ND	CAR	ND	ND	0.052	0.0056	0.060	0.13
MW-1	2-Aug-95	3rd	ND	ND	ND	ND	ND	ND	ND	CAR	ND	ND	0.16	ND	0.160	0.22
MW-1	23-Oct-95	4th	ND	ND	ND	ND	ND	ND	NA	CAR	ND	NA	NA	NA	NA	NA
MW-2	24-Apr-95	2nd	ND	ND	ND	ND	ND	ND	ND	CAR	ND	ND	0.054	0.0075	0.067	0.12
MW-2	2-Aug-95	3rd	ND	ND	ND	ND	ND	ND	ND	CAR	ND	ND	0.062	ND	0.082	0.11
MW-2	23-Oct-95	4th	ND	ND	ND	ND	ND	NA	NA	CAR	ND	NA	NA	NA	NA	NA
MW-3	24-Apr-95	2nd	53	12	0.84	0.69	2.4	960	ND	CAR	ND	ND	0.029	0.0071	0.075	0.084
MW-3	2-Aug-95	3rd	FP	FP	FP	FP	FP	FP	FP	FP	FP	FP	FP	FP	FP	FP
MW-3	23-Oct-95	4th	FP	FP	FP	FP	FP	FP	FP	FP	FP	FP	FP	FP	FP	FP

NA = Analysis not requested by Alameda County

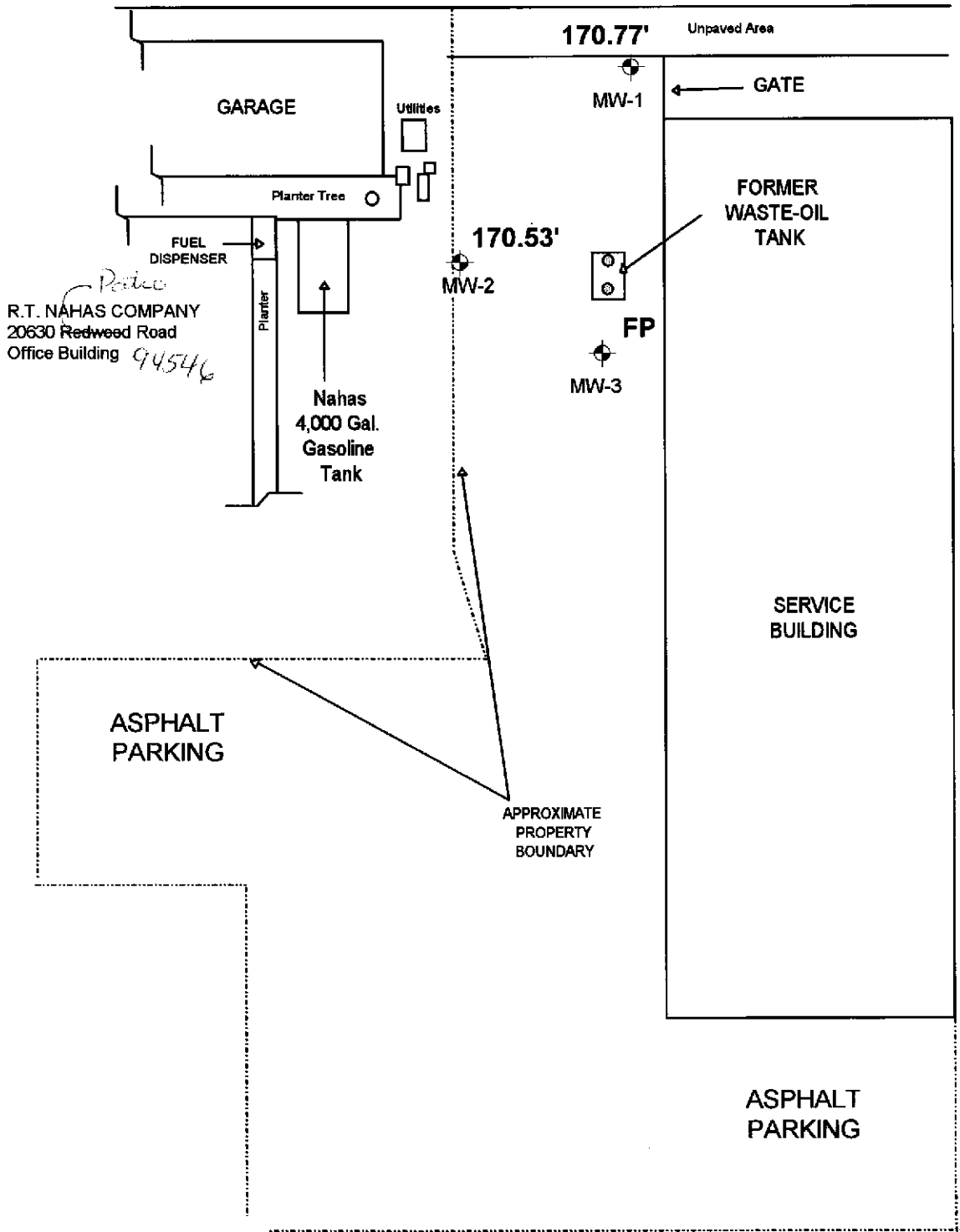
ND = Not Detected at or above the laboratory detection limits.

CAR = See analytical laboratory reports for results.

FP = No analytical data available due to the presence of separate-phase floating product.

# FIGURES


**Figure 1: Groundwater Elevation Map**



**EXPLANATION**

- ⊙ SEMCO Hand Auger Sample Locations
- ⊕ Groundwater Monitoring Well
- FP Separate-phase floating product (thickness unknown).
- 170.77' Groundwater elevation referenced to Mean Sea Level.

approximate scale is 1" : 30'



**Touchstone  
Developments**  
Environmental Management

**Groundwater Elevation Map**

Goodyear Tire & Service Center  
3430 Castro Valley Boulevard  
Castro Valley, California

FIGURE

**1**



# **APPENDIX A**

**Del Tech Field Monitoring Summary Report**



**DEL-TECH** Geotechnical Support Services

**GROUNDWATER  
FIELD MONITORING  
SUMMARY REPORT**

**SITE**

GOODYEAR TIRE RUBBER  
3430 CASTRO VALLEY BLVD.  
CASTRO VALLEY, CA.  
10/23/95



**MONITORING WELL FIELD LOG**

<b>PROJECT NAME:</b> GOODYEAR TIRE & RUBBER CO. 3430 CASTRO VALLEY BLVD. CASTRO VALLEY, CA		<b>SAMPLE ANALYSIS PERFORMED :</b> TPH-Gas/DIESEL, B.T.X.E., OIL & GREASE, 601, 8270, TTLC METALS <b>SAMPLE TIME:</b> 17:35 <b>SAMPLE CONTAINER(S):</b> 6 VOA'S, 2 LITRES, 1 PLASTIC <b>ANALYSIS PERFORMED BY:</b> SEQUOIA LABS.	
<b>CLIENT:</b> TOUCHSTONE		<b>DATE:</b> 10/23/1995	
<b>PROJECT MANAGER:</b> TIM WALKER		<b>SAMPLE LOCATION:</b> MW-1	
<b>SAMPLER:</b> DON LIGHT		<b>START TIME:</b>	
<b>GROUNDWATER:</b> XXX	<b>VADOSE:</b>	<b>OTHER:</b> P.I.D. READING 0.0 PPM	
<b>CASING ELEVATION:</b> (FEET MSL)		<b>CASING DIAMETER:</b> 2 INCH	
<b>DEPTH TO WATER:</b> 6.40 FEET		<b>CALCULATED PURGE VOLUME:</b> 2.0 GAL.	
<b>DEPTH OF WELL:</b> 18.88 FEET		<b>TOTAL VOLUME PURGED:</b> 6.0 GAL.	

TIME	VOLUME gallons	pH units	E.C. umhos/cm	TEMP. Degrees C	COLOR (Visual)	OTHER
	0	6.6	457	21.1	LT. TURBID (BROWN)	NO ODOR
	2.0	6.6	455	21.0	"	"
	4.0	6.7	454	21.3	CLEAR	"
	6.0	6.7	455	21.2	"	"

**PURGE METHOD :** CENTRIFUGAL PUMP.  
**SAMPLE METHOD:** 1' STAINLESS STEEL BAILER.  
**DEPTH TO WATER AFTER PURGE:**                      **DEPTH TO WATER AT SAMPLE TIME:**  
**WELL INTEGRITY:** CAP AND SEAL ARE SECURE, LOCK IS INSTALLED.  
**REMARKS:** GOOD RECHARGE.  
**WEATHER:** CLEAR SKIES .  
**QUALITY CONTROL:** ALL PURGING EQUIPMENT AND SAMPLING EQUIPMENT WAS CLEANED  
IN THE FIELD WITH STEAM CLEANER & ALCONOX.  
NEW NITRILE GLOVES WERE WORN AT ALL TIMES.  
**WELL LOCATION:** NORTHERN.  
**CONTAINMENT:** D.O.T. 17 DRUMS  
**INSTRUMENTATION:** ORION pH/TEMPERATURE METER    2 POINT pH CALIBRATION (4.0 & 7.0)  
ORION CONDUCTIVITY METER  
ENVIRONMENTAL INSTRUMENTS SLOPE METER  
KECK PRODUCT INTERFACE METER  
THERMODYNE 580B PHOTO IONIZATION DETECTOR



**MONITORING WELL FIELD LOG**

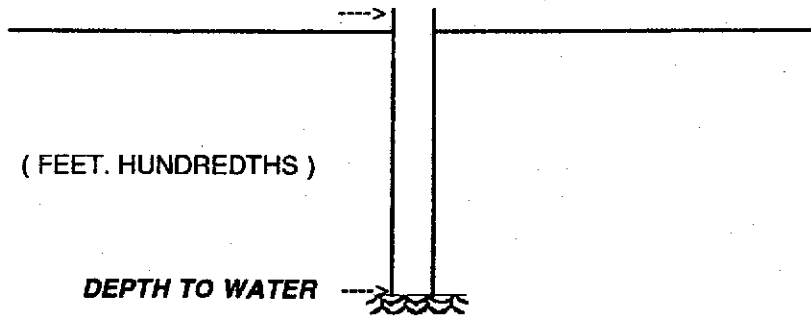
<b>PROJECT NAME:</b> GOODYEAR TIRE & RUBBER CO 3430 CASTRO VALLEY BLVD. CASTRO VALLEY, CA		<b>SAMPLE ANALYSIS PERFORMED :</b> TPH-Gas/DIESEL, B.T.X.E., OIL & GREASE, 601, 8270, TTLC METALS <b>SAMPLE TIME:</b> 17:48 <b>SAMPLE CONTAINER(S):</b> 6 VOA'S, 2 LITRES, 1 PLASTIC <b>ANALYSIS PERFORMED BY:</b> SEQUOIA LABS.	
<b>CLIENT:</b> TOUCHSTONE		<b>DATE:</b> 10/23/1995	
<b>PROJECT MANAGER:</b> TIM WALKER		<b>SAMPLE LOCATION:</b> MW-2	
<b>SAMPLER:</b> DON LIGHT		<b>START TIME:</b>	
<b>GROUNDWATER:</b> XXX	<b>VADOSE:</b>	<b>OTHER:</b> P.I.D. READING 0.0 PPM	
<b>CASING ELEVATION:</b> (FEET MSL)		<b>CASING DIAMETER:</b> 2 INCH	
<b>DEPTH TO WATER:</b> 6.02 FEET		<b>CALCULATED PURGE VOLUME:</b> 1.99 GAL.	
<b>DEPTH OF WELL:</b> 18.27 FEET		<b>ACTUAL VOLUME PER PURGE:</b> 6.0 GAL.	

TIME	VOLUME gallons	pH units	E.C. umhos/cm	TEMP. Degrees C	COLOR (Visual)	OTHER
	0	6.6	474	22.6	TURBID (BROWN)	NO ODOR
	2.0	6.6	469	22.6	LT. TURBID	"
	4.0	6.6	470	22.4	CLEAR	"
	6.0	6.6	470	22.5	"	"

**PURGE METHOD :** CENTRIFUGAL PUMP.  
**SAMPLE METHOD:** 1' STAINLESS STEEL BAILER.  
**DEPTH TO WATER AFTER PURGE:**                    **DEPTH TO WATER AT SAMPLE TIME:**  
**WELL INTEGRITY:** CAP AND SEAL ARE SECURE, LOCK IS INSTALLED.  
**REMARKS:** GOOD RECHARGE.  
**WEATHER:** CLEAR SKIES .  
**QUALITY CONTROL:** ALL PURGING EQUIPMENT AND SAMPLING EQUIPMENT WAS CLEANED  
IN THE FIELD WITH STEAM CLEANER & ALCONOX.  
NEW NITRILE GLOVES WERE WORN AT ALL TIMES.  
**WELL LOCATION:** WESTERN.  
**CONTAINMENT:** D.O.T. 17 DRUMS  
**INSTRUMENTATION:** ORION pH/TEMPERATURE METER    2 POINT pH CALIBRATION (4.0 & 7.0)  
ORION CONDUCTIVITY METER  
ENVIRONMENTAL INSTRUMENTS SLOPE METER  
KECK PRODUCT INTERFACE METER  
THERMODYNE 580B PHOTO IONIZATION DETECTOR



**MONITORING WELL SUMMARY LOG**



**SITE: GOODYEAR TIRE / CASTRO VALLEY**

WELL ELEV. (MSL)					
DATE	MW-1	MW-2	MW-3	MW-4	MW-5
04/24/95	4.43'	4.38'	4.91'		
08/02/95	5.91'	5.04'	FLOATING PRODUCT		
10/23/95	6.40'	6.02'	*		
<b>DEPTH OF WELL</b>	<b>18.80'</b>	<b>18.27'</b>	<b>16.20'</b>		

**INSTRUMENTATION:** ORION pH/TEMPERATURE METER    2 POINT pH CALIBRATION (4.0 & 7.0)  
 ORION CONDUCTIVITY METER  
 ENVIRONMENTAL INSTRUMENTS SLOPE METER  
 KECK PRODUCT INTERFACE METER  
 THERMODYNE 580B PHOTO IONIZATION DETECTOR

1. ALL MEASUREMENTS ARE MADE FROM THE NORTH SIDE AND TOP EDGE OF THE WELL CASING, NOTCH IN THE TOP OF CASING OR BLACK MARKING, WHICH EVER ONE IS APPROPRIATE.

# SAMPLE CHAIN OF CUSTODY RECORD



**DEL-TECH GEOTECHNICAL SUPPORT**  
 10624 OLIVE AVE. OAKDALE, CALIFORNIA 95361  
 OFFICE (209) 847-8757  
 FAX (209) 847-7744

(PLEASE PRINT)

Lab. Analysis by: Sequoia  
 LAB. INVOICE TO: Touchstone Development  
1710 Keaton Avenue Sonoma CA  
 PH. # (707) 935-0601 95476  
 P.O. # / INVOICE # TIM WALKER

CLIENT / CONSULTANT: Touchstone RECORD 1 OF 1

PROJECT / SITE NAME: <u>Goodyear</u>						ANALYSIS REQUESTED (ITEMIZED AND CHECKED BELOW)				SITE SAMPLE MAP (NOT TO SCALE)			
STREET: <u>3430 Castro Valley Blvd.</u>						CITY: <u>Castro Valley</u> STATE: <u>CA</u>							
SAMPLER: (PRINTED SIGNATURE) <u>Don Light</u>			SHIP VIA: <u>Del-tech</u>			TPH - GAS	TPH - DIESEL	BTEX (2020)	8010				
SAMPLE LOCATION (IDENTIFICATION)	DATE MTH/DAY/YR.	TIME HOUR / MIN.	NUMBER OF CONTAINERS	TYPE (GRAB OR COMPOSITE)	SAMPLE MATRIX						CONTACT TIM WALKER PRIOR TO RUNNING TRIP BLANK AS NECESSARY.		
1) MW-1	10-24-95	1735	9	GRAB	Water	X	X	X	X				
2) MW-2	10-24-95	1748	9	GRAB	WATER	X	X	X	X				
3) TRIP BLANK	10/24/95	0850	1	GRAB	WATER								
4.)													
5.)													
6.)													
7.)													
8.)													
9.)													
10.)													
RELINQUISHED BY: SIGNATURE <u>Don Light</u>		DATE / TIME: <u>10/25/95</u>		RECEIVED BY: SIGNATURE <u>Andrea Light</u>		DATE / TIME: <u>10/25/95</u>		** SAMPLE INTEGRITY / CONDITION & TURNAROUND TIME **					
RELINQUISHED BY: SIGNATURE <u>Andrea Light</u>		DATE / TIME: <u>10-25-95</u>		RECEIVED BY: SIGNATURE		DATE / TIME:		RECEIVED COLD & INTACT / YES <input checked="" type="checkbox"/> NO <input type="checkbox"/>					
RELINQUISHED BY: SIGNATURE		DATE / TIME: <u>12/16</u>		RECEIVED BY: SIGNATURE <u>S. Seals</u>		DATE / TIME: <u>10-25-95</u>		PRESERVATIVES USED <u>HEL</u> YES <input checked="" type="checkbox"/> NO <input type="checkbox"/>					
RELINQUISHED BY: SIGNATURE		DATE / TIME:		RECEIVED BY LABORATORY: (NOTE TURNAROUND TIME)		DATE / TIME: <u>12-46</u>		CUSTODY SEALS INTACT / YES <input type="checkbox"/> NO <input type="checkbox"/> NA <input checked="" type="checkbox"/>					
								AIR BUBBLES IN V.O.A.'S / YES <input type="checkbox"/> NO <input checked="" type="checkbox"/> LINE #					
								TURN AROUND TIME: CHECK ONE					
								24 - HOUR <input type="checkbox"/> 48 - HOUR <input type="checkbox"/> 5 - DAY <input type="checkbox"/> 10 - DAY <input checked="" type="checkbox"/>					

NOTE: LABORATORY SAMPLE ARCHIVING WILL BE 30 DAYS FROM THE DATE SAMPLE WAS COLLECTED, UNLESS OTHER ARRANGEMENTS ARE MADE. PLEASE RETURN DEL-TECH'S ICE CHEST AND BLUE ICE AS SOON AS POSSIBLE. THANK YOU

DEL-TECH FORM C.O.C.

Pink - Field Copy / White & Yellow - To Laboratory with Samples / Yellow - Return to Client with Results



MONITORING WELL FIELD LOG

PROJECT NAME: <u>GOOD YEAR</u>	SAMPLE ANALYSIS PERFORMED: <u>TPH-D/G</u> <u>BTX / OIL + GREASE, 8270</u>
ADDRESS: <u>3430 CASTRO VALLEY BLVD.</u>	SAMPLE TIME: <u>1735</u>
CITY, STATE: <u>CASTRO VALLEY</u>	SAMPLE CONTAINER(S): <u>6 VOLS, 2 LITRES, 1 PLASTIC</u>
SITE CONTACT: _____	ANALYSIS PERFORMED BY: <u>SEQUOIA</u> LABS.
CLIENT / CONSULTANT: <u>TOUCHSTONE</u>	DATE: <u>10/23</u> 199 <u>5</u>
PROJECT MANAGER: <u>TIM</u>	START TIME: (HR./MIN.) _____
SAMPLER(S): <u>DON</u>	SAMPLE POINT I.D. / LOCATION: <u>mw-1</u>
GROUNDWATER: <input checked="" type="checkbox"/> VADOSE:   SURFACE:   OTHER:	PHOTO IONIZATION READING AT WELL HEAD: <u>0</u> PPM
CASING ELEVATION: (FEET MSL) ----	CASING DIAMETER: 2 INCH <input checked="" type="checkbox"/> 4 INCH ( ) 6 INCH ( )
DEPTH TO PRODUCT: (FEET) ----	OTHER: _____
DEPTH TO WATER: (FEET) ---- <u>6.40</u>	CALCULATED CASING VOLUME: <u>2.0</u> GALLONS
DEPTH OF WELL: (FEET) ---- <u>18.88</u>	TOTAL VOLUME PURGED: <u>6.0</u> GALLONS

TIME (HR./MIN.)	VOLUME (GALLONS)	pH (units)	E.C. (Umhos/cm) <input checked="" type="checkbox"/> (MSmhos/cm)	TEMP. (Degrees C)	COLOR (Visual) (Turbidity / NTU)	OTHER (Odor)
	0	6.6	457	21.1	LT TURBID	BROWN
	2	6.6	455	21.0	"	NO ODOR
	4	6.7	454	21.3	CLEAR	"
	6	6.7	455	21.2	"	"

\*\*\*\* PURGE METHOD \*\*\*\* (CHECK OR CIRCLE ONE)

ISCO 2" BLADDER AIR PUMP	2' GRUNDFOS PUMP (.1632)	4' GRUNDFOS PUMP (.8528 / 1.468)	3' OR 1' STAINLESS STEEL BAILER	MANUAL / ELECTRONIC BAILER SPOOL	ISCO PERISTALTIC PUMP	DISPOSABLE BAILER
SUBMERSIBLE PUMP	GEO - GUARD PUMP	WELL WIZARD	PNEUMATIC DISPLACEMENT PUMP	<del>CENTRIFUGAL PUMP</del>	FULTZ PUMP	DEDICATED

\*\*\*\* SAMPLE METHOD \*\*\*\* (CHECK OR CIRCLE ONE)

ISCO 2" BLADDER AIR PUMP	2' GRUNDFOS PUMP	4' GRUNDFOS PUMP	3' STAINLESS STEEL BAILER	<del>1' STAINLESS STEEL BAILER</del>	ISCO PERISTALTIC	DISPOSABLE BAILER
DIPPER	SURFACE SAMPLER	WELL WIZARD	DEDICATED PUMP	TEFLON BAILER		OTHER

\*\*\*\* WELL INTEGRITY / LOCATION / WEATHER \*\*\*\*

CAP & SEAL SECURE YES <input checked="" type="checkbox"/> NO ( )	LOCK INSTALLED YES <input checked="" type="checkbox"/> NO ( ) TYPE <u>DOLPHIN</u>	MONUMENT TYPE/STYLE: <u>FLUSH</u>	WELL CASING MATERIAL: <u>PVC</u>	RECHARGE: GOOD <input checked="" type="checkbox"/> FAIR ( ) POOR ( )	LOCATION: <u>NORTH</u>	WEATHER: <u>CLEAR</u> AIR TEMP: <u>WARM</u>
---	---	--------------------------------------	-------------------------------------	---	---------------------------	---

REMARKS:

15/16



MONITORING WELL FIELD LOG

PROJECT NAME: <u>6500 YEMR</u>	SAMPLE ANALYSIS PERFORMED: <u>TPA-6/D</u> <u>BTVE, OIL + GREASE, 82/70</u>
ADDRESS: <u>3430 CASTRO VALLEY BLVD</u>	SAMPLE TIME: <u>1748</u>
CITY, STATE: <u>CASTRO VALLEY, CA</u>	SAMPLE CONTAINER(S): <u>6 VOA<sub>3</sub>, 5 LITRES, 1 PLASTIC</u>
SITE CONTACT: _____	ANALYSIS PERFORMED BY: <u>SEGUNDA</u> LABS.
CLIENT / CONSULTANT: <u>TOUCHSTONE</u>	DATE: <u>10/23</u> 199 <u>5</u>
PROJECT MANAGER: <u>TIM</u>	START TIME: (HR./MIN.) _____
SAMPLER(S): <u>BDN</u>	SAMPLE POINT I.D. / LOCATION: <u>mw-2</u>
GROUNDWATER <input checked="" type="checkbox"/> VADOSE:   SURFACE:   OTHER: _____	PHOTO IONIZATION READING AT WELL HEAD: <u>6</u> PPM
CASING ELEVATION: (FEET MSL) -----	CASING DIAMETER: 2 INCH <input checked="" type="checkbox"/> 4 INCH ( ) 6 INCH ( )
DEPTH TO PRODUCT: (FEET) -----	OTHER: _____
DEPTH TO WATER: (FEET) ----- <u>6.02</u>	CALCULATED CASING VOLUME: <u>1.99</u> GALLONS
DEPTH OF WELL: (FEET) ----- <u>18.27</u>	TOTAL VOLUME PURGED: <u>2.0</u> GALLONS

TIME (HR./MIN.)	VOLUME (GALLONS)	pH (units)	E.C. (µmhos/cm) / (µS/mhos/cm)	TEMP (Degrees C)	COLOR (Visual) (Turbidity / NTU's)	OTHER (Odor)
	0	6.6	474	22.6	TURBID	(BROWN)
	2	6.6	469	22.6	LT. TURBID	NO ODOR
	4	6.6	470	22.4	CLEAR	"
	6	6.6	470	22.5	"	"

\*\*\*\* PURGE METHOD \*\*\*\* (CHECK OR CIRCLE ONE)

ISCO 2" BLADDER AIR PUMP	2" GRUNDFOS PUMP (.1632)	4" GRUNDFOS PUMP (.8528 / 1.468)	3' OR 1' STAINLESS STEEL BAILER	MANUAL / ELECTRONIC BAILER SPOOL	ISCO PERISTALTIC PUMP	DISPOSABLE BAILER
SUBMERSIBLE PUMP	GEO - GUARD PUMP	WELL WIZARD	PNEUMATIC DISPLACEMENT PUMP	<input checked="" type="checkbox"/> CENTRIFUGAL PUMP	FULTZ PUMP	DEDICATED

\*\*\*\* SAMPLE METHOD \*\*\*\* (CHECK OR CIRCLE ONE)

ISCO 2" BLADDER AIR PUMP	2" GRUNDFOS PUMP	4" GRUNDFOS PUMP	3' STAINLESS STEEL BAILER	<input checked="" type="checkbox"/> 1' STAINLESS STEEL BAILER	ISCO PERISTALTIC	DISPOSABLE BAILER
DIPPER	SURFACE SAMPLER	WELL WIZARD	DEDICATED PUMP	TEFLON BAILER		OTHER

\*\*\*\* WELL INTEGRITY / LOCATION / WEATHER \*\*\*\*

CAP & SEAL SECURE YES <input checked="" type="checkbox"/> NO ( )	LOCK INSTALLED YES <input checked="" type="checkbox"/> NO ( ) TYPE <u>DOLPHIN</u>	MONUMENT TYPE/STYLE: <u>FLUSH</u>	WELL CASING MATERIAL: <u>PVC</u>	RECHARGE: GOOD <input checked="" type="checkbox"/> FAIR ( ) POOR ( )	LOCATION: <u>WESTERN</u>	WEATHER: <u>CLEAR</u> AIR TEMP: <u>COOL</u>
---	---	--------------------------------------	-------------------------------------	---	-----------------------------	---

REMARKS:

15/16



# **APPENDIX B**

**Sequoia Analytical Chemical Report**



# Sequoia Analytical

680 Chesapeake Drive  
404 N. Wiget Lane  
819 Striker Avenue, Suite 8

Redwood City, CA 94063  
Walnut Creek, CA 94598  
Sacramento, CA 95834

(415) 364-9600  
(510) 988-9600  
(916) 921-9600

FAX (415) 364-9233  
FAX (510) 988-9673  
FAX (916) 921-0100

November 6, 1995

Touchstone Developments  
17170 Keaton Ave.  
Sonoma, CA 95476  
Attention: Tim Walker

Client Project ID: Goodyear  
Sequoia Project ID: 5101002

Enclosed are the analytical results for samples received by Sequoia Analytical on October 25, 1995. The following table lists Sequoia's sample number with your corresponding sample identification.

Sequoia Sample #	Client sample Identification	Date Sampled	Analysis Requested
5101002	Water, MW-1	10/24/95	TPH Gas/BTEX TPH Diesel EPA 3510/8270 EPA 5030/8010
5101003	Water, MW-2	10/24/95	TPH Gas/BTEX TPH Diesel EPA 3510/8270 EPA 5030/8010

Sequoia will maintain custody of these samples for six weeks from date of receipt. At that time, samples will be disposed according to Sequoia's waste protocol. If you need to make other arrangements for these samples, please notify Sequoia prior to that time.

We would like to take this opportunity to thank you for choosing Sequoia Analytical for your project needs. If you have any questions regarding this project or any other analytical needs, please contact me at (916) 921-9600.

Sincerely,

SEQUOIA ANALYTICAL

Janet Harlan  
Project Manager





Touchstone Developments  
17170 Keaton Ave.  
Sonoma, CA 95476  
Attention: Tim Walker

Client Project ID: Goodyear  
Sample Matrix: Water  
Analysis Method: EPA 5030/8015/8020  
First Sample #: 510-1002

Sampled: Oct 24, 1995  
Received: Oct 25, 1995  
Reported: Nov 6, 1995

**TOTAL PURGEABLE PETROLEUM HYDROCARBONS with BTEX DISTINCTION**

Analyte	Reporting Limit µg/L	Sample I.D. 510-1002 MW-1	Sample I.D. 510-1003 MW-2	Sample I.D. 510-1004 Trip Blank
Purgeable Hydrocarbons	50	N.D.	N.D.	N.D.
Benzene	0.50	N.D.	N.D.	N.D.
Toluene	0.50	N.D.	N.D.	N.D.
Ethyl Benzene	0.50	N.D.	N.D.	N.D.
Total Xylenes	0.50	N.D.	N.D.	N.D.
Chromatogram Pattern:		--	--	--

**Quality Control Data**

Report Limit Multiplication Factor:	1.0	1.0	1.0
Date Analyzed:	10/27/95	10/31/95	10/31/95
Instrument Identification:	GCHP-2	GCHP-2	GCHP-2
Surrogate Recovery, %: (QC Limits = 70-130%)	96	90	96

Purgeable Hydrocarbons are quantitated against a fresh gasoline standard.  
Analytes reported as N.D. were not detected at or above the reporting limit.

**SEQUOIA ANALYTICAL, ELAP #1624**

*Janet Harlan*

Janet Harlan  
Project Manager





Touchstone Developments  
17170 Keaton Ave.  
Sonoma, CA 95476  
Attention: Tim Walker

Client Project ID: Goodyear  
Sample Matrix: Water  
Analysis Method: EPA 3510/8015  
First Sample #: 510-1002

Sampled: Oct 24, 1995  
Received: Oct 25, 1995  
Reported: Nov 6, 1995

**TOTAL EXTRACTABLE PETROLEUM HYDROCARBONS**

Analyte	Reporting Limit µg/L	Sample I.D. 510-1002 MW-1	Sample I.D. 510-1003 MW-2
Extractable Hydrocarbons	50	N.D.	N.D.

Chromatogram Pattern:                    --                    --

**Quality Control Data**

Report Limit Multiplication Factor:	1.0	1.0
Date Extracted:	10/26/95	10/26/95
Date Analyzed:	10/26/95	10/26/95
Instrument Identification:	GCHP-3B	GCHP-3B

Extractable Hydrocarbons are quantitated against a fresh diesel standard.  
Analytes reported as N.D. were not detected at or above the reporting limit.

**SEQUOIA ANALYTICAL, ELAP #1624**

Janet Harlan  
Project Manager





Touchstone Developments  
17170 Keaton Ave.  
Sonoma, CA 95476  
Attention: Tim Walker

Client Project ID: Goodyear  
Sample Descript: Water, MW-1  
Analysis Method: EPA 5030/8010  
Lab Number: 510-1002

Sampled: Oct 24, 1995  
Received: Oct 25, 1995  
Analyzed: Oct 31, 1995  
Reported: Nov 6, 1995

**HALOGENATED VOLATILE ORGANICS (EPA 8010)**

Analyte	Reporting Limit µg/L	Sample Results µg/L
Bromodichloromethane.....	0.50	N.D.
Bromoform.....	0.50	N.D.
Bromomethane.....	1.0	N.D.
Carbon tetrachloride.....	0.50	N.D.
Chlorobenzene.....	0.50	N.D.
Chloroethane.....	1.0	N.D.
2-Chloroethylvinyl ether.....	1.0	N.D.
<b>Chloroform.....</b>	<b>0.50</b>	<b>2.3</b>
Chloromethane.....	1.0	N.D.
Dibromochloromethane.....	0.50	N.D.
1,2-Dichlorobenzene.....	0.50	N.D.
1,3-Dichlorobenzene.....	0.50	N.D.
1,4-Dichlorobenzene.....	0.50	N.D.
1,1-Dichloroethane.....	0.50	N.D.
1,2-Dichloroethane.....	0.50	N.D.
1,1-Dichloroethene.....	0.50	N.D.
cis-1,2-Dichloroethene.....	0.50	N.D.
trans-1,2-Dichloroethene.....	0.50	N.D.
1,2-Dichloropropane.....	0.50	N.D.
cis-1,3-Dichloropropene.....	0.50	N.D.
trans-1,3-Dichloropropene.....	0.50	N.D.
Methylene chloride.....	5.0	N.D.
1,1,2,2-Tetrachloroethane.....	0.50	N.D.
Tetrachloroethene.....	0.50	N.D.
1,1,1-Trichloroethane.....	0.50	N.D.
1,1,2-Trichloroethane.....	0.50	N.D.
Trichloroethene.....	0.50	N.D.
Trichlorofluoromethane.....	0.50	N.D.
Vinyl chloride.....	1.0	N.D.

Analytes reported as N.D. were not detected at or above the reporting limit.

**SEQUOIA ANALYTICAL, ELAP #1624**

Janet Harlan  
Project Manager





Touchstone Developments 17170 Keaton Ave. Sonoma, CA 95476 Attention: Tim Walker	Client Project ID: Goodyear Sample Descript: Water, MW-2 Analysis Method: EPA 5030/8010 Lab Number: 510-1003	Sampled: Oct 24, 1995 Received: Oct 25, 1995 Analyzed: Oct 31, 1995 Reported: Nov 6, 1995
---	---	--

**HALOGENATED VOLATILE ORGANICS (EPA 8010)**

Analyte	Reporting Limit µg/L	Sample Results µg/L
Bromodichloromethane.....	0.50	N.D.
Bromoform.....	0.50	N.D.
Bromomethane.....	1.0	N.D.
Carbon tetrachloride.....	0.50	N.D.
Chlorobenzene.....	0.50	N.D.
Chloroethane.....	1.0	N.D.
2-Chloroethylvinyl ether.....	1.0	N.D.
<b>Chloroform.....</b>	<b>0.50</b>	<b>1.6</b>
Chloromethane.....	1.0	N.D.
Dibromochloromethane.....	0.50	N.D.
1,2-Dichlorobenzene.....	0.50	N.D.
1,3-Dichlorobenzene.....	0.50	N.D.
1,4-Dichlorobenzene.....	0.50	N.D.
1,1-Dichloroethane.....	0.50	N.D.
1,2-Dichloroethane.....	0.50	N.D.
1,1-Dichloroethene.....	0.50	N.D.
cis-1,2-Dichloroethene.....	0.50	N.D.
trans-1,2-Dichloroethene.....	0.50	N.D.
1,2-Dichloropropane.....	0.50	N.D.
cis-1,3-Dichloropropene.....	0.50	N.D.
trans-1,3-Dichloropropene.....	0.50	N.D.
Methylene chloride.....	5.0	N.D.
1,1,2,2-Tetrachloroethane.....	0.50	N.D.
Tetrachloroethene.....	0.50	N.D.
1,1,1-Trichloroethane.....	0.50	N.D.
1,1,2-Trichloroethane.....	0.50	N.D.
Trichloroethene.....	0.50	N.D.
Trichlorofluoromethane.....	0.50	N.D.
Vinyl chloride.....	1.0	N.D.

Analytes reported as N.D. were not detected at or above the reporting limit.

**SEQUOIA ANALYTICAL, ELAP #1624**

Janet Harlan  
Project Manager





Touchstone Developments  
17170 Keaton Ave.  
Sonoma, CA 95476  
Attention: Tim Walker

Client Project ID: Goodyear  
Sample Descript: Water, Trip Blank  
Analysis Method: EPA 5030/8010  
Lab Number: 510-1004

Sampled: Oct 24, 1995  
Received: Oct 25, 1995  
Analyzed: Oct 31, 1995  
Reported: Nov 6, 1995

**HALOGENATED VOLATILE ORGANICS (EPA 8010)**

Analyte	Reporting Limit µg/L	Sample Results µg/L
Bromodichloromethane.....	0.50	N.D.
Bromoform.....	0.50	N.D.
Bromomethane.....	1.0	N.D.
Carbon tetrachloride.....	0.50	N.D.
Chlorobenzene.....	0.50	N.D.
Chloroethane.....	1.0	N.D.
2-Chloroethylvinyl ether.....	1.0	N.D.
Chloroform.....	0.50	N.D.
Chloromethane.....	1.0	N.D.
Dibromochloromethane.....	0.50	N.D.
1,2-Dichlorobenzene.....	0.50	N.D.
1,3-Dichlorobenzene.....	0.50	N.D.
1,4-Dichlorobenzene.....	0.50	N.D.
1,1-Dichloroethane.....	0.50	N.D.
1,2-Dichloroethane.....	0.50	N.D.
1,1-Dichloroethene.....	0.50	N.D.
cis-1,2-Dichloroethene.....	0.50	N.D.
trans-1,2-Dichloroethene.....	0.50	N.D.
1,2-Dichloropropane.....	0.50	N.D.
cis-1,3-Dichloropropene.....	0.50	N.D.
trans-1,3-Dichloropropene.....	0.50	N.D.
Methylene chloride.....	5.0	N.D.
1,1,2,2-Tetrachloroethane.....	0.50	N.D.
Tetrachloroethene.....	0.50	N.D.
1,1,1-Trichloroethane.....	0.50	N.D.
1,1,2-Trichloroethane.....	0.50	N.D.
Trichloroethene.....	0.50	N.D.
Trichlorofluoromethane.....	0.50	N.D.
Vinyl chloride.....	1.0	N.D.

Analytes reported as N.D. were not detected at or above the reporting limit.

**SEQUOIA ANALYTICAL, ELAP #1624**

*Janet Harlan*  
Janet Harlan  
Project Manager





Touchstone Developments  
17170 Keaton Ave.  
Sonoma, CA 95476  
Attention: Tim Walker

Client Project ID: Goodyear  
Sample Descript: Water, MW-1  
Analysis Method: EPA 3510/8270  
Lab Number: 510-1002

Sampled: Oct 24, 1995  
Received: Oct 25, 1995  
Extracted: Oct 30, 1995  
Analyzed: Nov 2, 1995  
Reported: Nov 6, 1995

**SEMI-VOLATILE ORGANICS by GC/MS (EPA 8270)**

Analyte	Reporting Limit µg/L	Sample Results µg/L
Acenaphthene.....	5.0	N.D.
Acenaphthylene.....	5.0	N.D.
Anthracene.....	5.0	N.D.
Benzoic Acid.....	10	N.D.
Benzo(a)anthracene.....	5.0	N.D.
Benzo(b)fluoranthene.....	5.0	N.D.
Benzo(k)fluoranthene.....	5.0	N.D.
Benzo(g,h,i)perylene.....	5.0	N.D.
Benzo(a)pyrene.....	5.0	N.D.
Benzyl alcohol.....	5.0	N.D.
Bis(2-chloroethoxy)methane.....	5.0	N.D.
Bis(2-chloroethyl)ether.....	5.0	N.D.
Bis(2-chloroisopropyl)ether.....	5.0	N.D.
Bis(2-ethylhexyl)phthalate.....	2.0	N.D.
4-Bromophenyl phenyl ether.....	5.0	N.D.
Butyl benzyl phthalate.....	5.0	N.D.
4-Chloroaniline.....	10	N.D.
2-Chloronaphthalene.....	5.0	N.D.
4-Chloro-3-methylphenol.....	5.0	N.D.
2-Chlorophenol.....	5.0	N.D.
4-Chlorophenyl phenyl ether.....	5.0	N.D.
Chrysene.....	5.0	N.D.
Dibenz(a,h)anthracene.....	5.0	N.D.
Dibenzofuran.....	5.0	N.D.
Di-n-butyl phthalate.....	10	N.D.
1,2-Dichlorobenzene.....	5.0	N.D.
1,3-Dichlorobenzene.....	5.0	N.D.
1,4-Dichlorobenzene.....	5.0	N.D.
3,3-Dichlorobenzidine.....	10	N.D.
2,4-Dichlorophenol.....	5.0	N.D.
Diethyl phthalate.....	5.0	N.D.
2,4-Dimethylphenol.....	5.0	N.D.
Dimethyl phthalate.....	5.0	N.D.
4,6-Dinitro-2-methylphenol.....	10	N.D.
2,4-Dinitrophenol.....	10	N.D.
2,4-Dinitrotoluene.....	5.0	N.D.
2,6-Dinitrotoluene.....	5.0	N.D.







Touchstone Developments  
17170 Keaton Ave.  
Sonoma, CA 95476  
Attention: Tim Walker

Client Project ID: Goodyear  
Sample Descript: Water, MW-1  
Analysis Method: EPA 3510/8270  
Lab Number: 510-1002

Sampled: Oct 24, 1995  
Received: Oct 25, 1995  
Extracted: Oct 30, 1995  
Analyzed: Nov 2, 1995  
Reported: Nov 6, 1995

**SEMI-VOLATILE ORGANICS by GC/MS (EPA 8270)**

Analyte	Reporting Limit µg/L	Sample Results µg/L
Di-n-octyl phthalate.....	5.0	N.D.
Fluoranthene.....	5.0	N.D.
Fluorene.....	5.0	N.D.
Hexachlorobenzene.....	5.0	N.D.
Hexachlorobutadiene.....	5.0	N.D.
Hexachlorocyclopentadiene.....	10	N.D.
Hexachloroethane.....	5.0	N.D.
Indeno(1,2,3-cd)pyrene.....	5.0	N.D.
Isophorone.....	5.0	N.D.
2-Methylnaphthalene.....	5.0	N.D.
2-Methylphenol.....	5.0	N.D.
4-Methylphenol.....	5.0	N.D.
Naphthalene.....	5.0	N.D.
2-Nitroaniline.....	10	N.D.
3-Nitroaniline.....	10	N.D.
4-Nitroaniline.....	10	N.D.
Nitrobenzene.....	5.0	N.D.
2-Nitrophenol.....	5.0	N.D.
4-Nitrophenol.....	10	N.D.
N-Nitrosodiphenylamine.....	5.0	N.D.
N-Nitroso-di-n-propylamine.....	5.0	N.D.
Pentachlorophenol.....	10	N.D.
Phenanthrene.....	5.0	N.D.
Phenol.....	5.0	N.D.
Pyrene.....	5.0	N.D.
1,2,4-Trichlorobenzene.....	5.0	N.D.
2,4,5-Trichlorophenol.....	10	N.D.
2,4,6-Trichlorophenol.....	5.0	N.D.

Analytes reported as N.D. were not detected at or above the reporting limit.

SEQUOIA ANALYTICAL, ELAP #1210

Janet Harlan  
Project Manager





Touchstone Developments  
17170 Keaton Ave.  
Sonoma, CA 95476  
Attention: Tim Walker

Client Project ID: Goodyear  
Sample Descript: Water, MW-2  
Analysis Method: EPA 3510/8270  
Lab Number: 510-1003

Sampled: Oct 24, 1995  
Received: Oct 25, 1995  
Extracted: Oct 30, 1995  
Analyzed: Nov 2, 1995  
Reported: Nov 6, 1995

**SEMI-VOLATILE ORGANICS by GC/MS (EPA 8270)**

Analyte	Reporting Limit µg/L	Sample Results µg/L
Acenaphthene.....	5.0	N.D.
Acenaphthylene.....	5.0	N.D.
Anthracene.....	5.0	N.D.
Benzoic Acid.....	10	N.D.
Benzo(a)anthracene.....	5.0	N.D.
Benzo(b)fluoranthene.....	5.0	N.D.
Benzo(k)fluoranthene.....	5.0	N.D.
Benzo(g,h,i)perylene.....	5.0	N.D.
Benzo(a)pyrene.....	5.0	N.D.
Benzyl alcohol.....	5.0	N.D.
Bis(2-chloroethoxy)methane.....	5.0	N.D.
Bis(2-chloroethyl)ether.....	5.0	N.D.
Bis(2-chloroisopropyl)ether.....	5.0	N.D.
Bis(2-ethylhexyl)phthalate.....	2.0	N.D.
4-Bromophenyl phenyl ether.....	5.0	N.D.
Butyl benzyl phthalate.....	5.0	N.D.
4-Chloroaniline.....	10	N.D.
2-Chloronaphthalene.....	5.0	N.D.
4-Chloro-3-methylphenol.....	5.0	N.D.
2-Chlorophenol.....	5.0	N.D.
4-Chlorophenyl phenyl ether.....	5.0	N.D.
Chrysene.....	5.0	N.D.
Dibenz(a,h)anthracene.....	5.0	N.D.
Dibenzofuran.....	5.0	N.D.
Di-n-butyl phthalate.....	10	N.D.
1,2-Dichlorobenzene.....	5.0	N.D.
1,3-Dichlorobenzene.....	5.0	N.D.
1,4-Dichlorobenzene.....	5.0	N.D.
3,3-Dichlorobenzidine.....	10	N.D.
2,4-Dichlorophenol.....	5.0	N.D.
Diethyl phthalate.....	5.0	N.D.
2,4-Dimethylphenol.....	5.0	N.D.
Dimethyl phthalate.....	5.0	N.D.
4,6-Dinitro-2-methylphenol.....	10	N.D.
2,4-Dinitrophenol.....	10	N.D.
2,4-Dinitrotoluene.....	5.0	N.D.
2,6-Dinitrotoluene.....	5.0	N.D.





Touchstone Developments  
17170 Keaton Ave.  
Sonoma, CA 95476  
Attention: Tim Walker

Client Project ID: Goodyear  
Sample Descript: Water, MW-2  
Analysis Method: EPA 3510/8270  
Lab Number: 510-1003

Sampled: Oct 24, 1995  
Received: Oct 25, 1995  
Extracted: Oct 30, 1995  
Analyzed: Nov 2, 1995  
Reported: Nov 6, 1995

**SEMI-VOLATILE ORGANICS by GC/MS (EPA 8270)**

Analyte	Reporting Limit µg/L	Sample Results µg/L
Di-n-octyl phthalate.....	5.0	N.D.
Fluoranthene.....	5.0	N.D.
Fluorene.....	5.0	N.D.
Hexachlorobenzene.....	5.0	N.D.
Hexachlorobutadiene.....	5.0	N.D.
Hexachlorocyclopentadiene.....	10	N.D.
Hexachloroethane.....	5.0	N.D.
Indeno(1,2,3-cd)pyrene.....	5.0	N.D.
Isophorone.....	5.0	N.D.
2-Methylnaphthalene.....	5.0	N.D.
2-Methylphenol.....	5.0	N.D.
4-Methylphenol.....	5.0	N.D.
Naphthalene.....	5.0	N.D.
2-Nitroaniline.....	10	N.D.
3-Nitroaniline.....	10	N.D.
4-Nitroaniline.....	10	N.D.
Nitrobenzene.....	5.0	N.D.
2-Nitrophenol.....	5.0	N.D.
4-Nitrophenol.....	10	N.D.
N-Nitrosodiphenylamine.....	5.0	N.D.
N-Nitroso-di-n-propylamine.....	5.0	N.D.
Pentachlorophenol.....	10	N.D.
Phenanthrene.....	5.0	N.D.
Phenol.....	5.0	N.D.
Pyrene.....	5.0	N.D.
1,2,4-Trichlorobenzene.....	5.0	N.D.
2,4,5-Trichlorophenol.....	10	N.D.
2,4,6-Trichlorophenol.....	5.0	N.D.

Analytes reported as N.D. were not detected at or above the reporting limit.

SEQUOIA ANALYTICAL, ELAP #1210

Janet Harlan  
Project Manager





Touchstone Developments  
17170 Keaton Ave.  
Sonoma, CA 95476  
Attention: Tim Walker

Client Project ID: Goodyear  
Matrix: Water

QC Sample Group 5101002-3

Reported: Nov 6, 1995

**QUALITY CONTROL DATA REPORT**

ANALYTE	Benzene	Toluene	Ethyl- Benzene	Xylenes	Diesel
	<b>Method:</b>	EPA 8020	EPA 8020	EPA 8020	EPA 8020
<b>Analyst:</b>	C. Lee	C. Lee	C. Lee	C. Lee	C. Lee
<b>Concentration Spiked:</b>	10 ug/L	10 ug/L	10 ug/L	30 ug/L	300 ug/L
<b>LCS Batch#:</b>	LCS102795	LCS102795	LCS102795	LCS102795	LCS102695
<b>Date Prepared:</b>	10/27/95	10/27/95	10/27/95	10/27/95	10/26/95
<b>Date Analyzed:</b>	10/27/95	10/27/95	10/27/95	10/27/95	10/26/95
<b>Instrument I.D.#:</b>	GCHP-2	GCHP-2	GCHP-2	GCHP-2	GCHP-3B
<b>LCS % Recovery:</b>	91	95	92	91	90
<b>Control Limits:</b>	75-125	75-125	75-125	75-125	60-130

MS/MSD Batch #:	BS102795	BS102795	BS102795	BS102795	BS102595A
<b>Date Prepared:</b>	10/27/95	10/27/95	10/27/95	10/27/95	10/25/95
<b>Date Analyzed:</b>	10/27/95	10/27/95	10/27/95	10/27/95	10/25/95
<b>Instrument I.D.#:</b>	GCHP-2	GCHP-2	GCHP-2	GCHP-2	GCHP-3B
<b>Matrix Spike % Recovery:</b>	94	118	114	125	90
<b>Matrix Spike Duplicate % Recovery:</b>	96	104	96	96	90
<b>Relative % Difference:</b>	2.1	13	17	26	0.0

SEQUOIA ANALYTICAL

*Janet Harlan*  
Janet Harlan  
Project Manager

**Please Note:**

The LCS is a control sample of known, interferent free matrix that is analyzed using the same reagents, preparation and analytical methods employed for the samples. The LCS % recovery data is used for validation of sample batch results. Due to matrix effects, the QC limits for MS/MSD's are advisory only and are not used to accept or reject batch results.





Touchstone Developments  
17170 Keaton Ave.  
Sonoma, CA 95476  
Attention: Tim Walker

Client Project ID: Goodyear  
Matrix: Water

QC Sample Group 5101002-3

Reported: Nov 6, 1995

**QUALITY CONTROL DATA REPORT**

ANALYTE	Benzene	Toluene	Ethyl-Benzene	Xylenes	1,1-DCA	TCE	Chloro-benzene
	<b>Method:</b>	EPA 8020	EPA 8020	EPA 8020	EPA 8020	EPA 8010	EPA 8010
<b>Analyst:</b>	C. Chapman	C. Chapman	C. Chapman	C. Chapman	K. Pocan	K. Pocan	K. Pocan
<b>Concentration Spiked:</b>	10 ug/L	10 ug/L	10 ug/L	30 ug/L	10 ug/L	10 ug/L	10 ug/L
<b>LCS Batch#:</b>	LCS103195	LCS103195	LCS103195	LCS103195	LCS103195	LCS103195	LCS103195
<b>Date Prepared:</b>	10/31/95	10/31/95	10/31/95	10/31/95	10/31/95	10/31/95	10/31/95
<b>Date Analyzed:</b>	10/31/95	10/31/95	10/31/95	10/31/95	10/31/95	10/31/95	10/31/95
<b>Instrument I.D.#:</b>	GCHP-2	GCHP-2	GCHP-2	GCHP-2	GCHP-6	GCHP-6	GCHP-6
<b>LCS % Recovery:</b>	88	89	86	87	89	84	102
<b>Control Limits:</b>	75-125	75-125	75-125	75-125	70-130	70-130	70-130

MS/MSD Batch #:	5101007	5101007	5101007	5101007	5101002	5101002	5101002
<b>Date Prepared:</b>	10/31/95	10/31/95	10/31/95	10/31/95	10/31/95	10/31/95	10/31/95
<b>Date Analyzed:</b>	10/31/95	10/31/95	10/31/95	10/31/95	10/31/95	10/31/95	10/31/95
<b>Instrument I.D.#:</b>	GCHP-2	GCHP-2	GCHP-2	GCHP-2	GCHP-6	GCHP-6	GCHP-6
<b>Matrix Spike % Recovery:</b>	91	87	87	89	91	87	98
<b>Matrix Spike Duplicate % Recovery:</b>	85	85	83	83	87	79	98
<b>Relative % Difference:</b>	6.8	2.3	4.7	7.0	4.5	9.6	0.0

SEQUOIA ANALYTICAL

*Janet Harlan*  
Janet Harlan  
Project Manager

**Please Note:**  
The LCS is a control sample of known, interferent free matrix that is analyzed using the same reagents, preparation and analytical methods employed for the samples. The LCS % recovery data is used for validation of sample batch results. Due to matrix effects, the QC limits for MS/MSD's are advisory only and are not used to accept or reject batch results.





Touchstone Developments  
17170 Keaton Ave.  
Sonoma, CA 95476  
Attention: Tim Walker

Client Project ID: Goodyear  
Matrix: Water

QC Sample Group 5101002-3

Reported: Nov 6, 1995

**QUALITY CONTROL DATA REPORT**

ANALYTE	Phenol	2-Chlorophenol	1,4-Dichloro-benzene	N-Nitroso-Di-N-propylamine	1,2,4-Trichloro-benzene	4-Chloro-3-Methylphenyl
<b>Method:</b>	EPA 8270	EPA 8270	EPA 8270	EPA 8270	EPA 8270	EPA 8270
<b>Analyst:</b>	S. Le	S. Le	S. Le	S. Le	S. Le	S. Le
<b>Concentration Spiked:</b>	200 ug/L	200 ug/L	100 ug/L	100 ug/L	100 ug/L	200 ug/L
<b>LCS Batch#:</b>	LCS103095	LCS103095	LCS103095	LCS103095	LCS103095	LCS103095
<b>Date Prepared:</b>	10/30/95	10/30/95	10/30/95	10/30/95	10/30/95	10/30/95
<b>Date Analyzed:</b>	11/3/95	11/3/95	11/3/95	11/3/95	11/3/95	11/3/95
<b>Instrument I.D.#:</b>	GC/MS 1	GC/MS 1	GC/MS 1	GC/MS 1	GC/MS 1	GC/MS 1
<b>LCS % Recovery:</b>	71	76	84	82	98	92
<b>Control Limits:</b>	12-89	27-123	36-97	41-116	39-98	23-97

MS/MSD Batch #:	BS103095	BS103095	BS103095	BS103095	BS103095	BS103095
<b>Date Prepared:</b>	10/30/95	10/30/95	10/30/95	10/30/95	10/30/95	10/30/95
<b>Date Analyzed:</b>	11/2/95	11/2/95	11/2/95	11/2/95	11/2/95	11/2/95
<b>Instrument I.D.#:</b>	GC/MS 1	GC/MS 1	GC/MS 1	GC/MS 1	GC/MS 1	GC/MS 1
<b>Matrix Spike % Recovery:</b>	61	64	72	70	82	78
<b>Matrix Spike Duplicate % Recovery:</b>	71	76	84	82	98	92
<b>Relative % Difference:</b>	15	17	15	16	18	16

SEQUOIA ANALYTICAL

*Janet Harlan*  
Janet Harlan  
Project Manager

**Please Note:**  
The LCS is a control sample of known, interferent free matrix that is analyzed using the same reagents, preparation and analytical methods employed for the samples. The LCS % recovery data is used for validation of sample batch results. Due to matrix effects, the QC limits for MS/MSD's are advisory only and are not used to accept or reject batch results.





Touchstone Developments  
17170 Keaton Ave.  
Sonoma, CA 95476  
Attention: Tim Walker

Client Project ID: Goodyear  
Matrix: Water

QC Sample Group 5101002-3

Reported: Nov 6, 1995

**QUALITY CONTROL DATA REPORT**

ANALYTE	Acenaphthene	4-Nitrophenol	24-Dinitro-toluene	Penta-chlorophenol	Pyrene
<b>Method:</b>	EPA 8270	EPA 8270	EPA 8270	EPA 8270	EPA 8270
<b>Analyst:</b>	S. Le	S. Le	S. Le	S. Le	S. Le
<b>Concentration Spiked:</b>	100 ug/L	200 ug/L	100 ug/L	200 ug/L	100 ug/L
<b>LCS Batch#:</b>	LCS103095	LCS103095	LCS103095	LCS103095	LCS103095
<b>Date Prepared:</b>	10/30/95	10/30/95	10/30/95	10/30/95	10/30/95
<b>Date Analyzed:</b>	11/2/95	11/2/95	11/2/95	11/2/95	11/2/95
<b>Instrument I.D.#:</b>	GC/MS 1	GC/MS 1	GC/MS 1	GC/MS 1	GC/MS 1
<b>LCS % Recovery:</b>	82	63	58	84	82
<b>Control Limits:</b>	46-118	10-80	24-96	9-103	26-127

MS/MSD Batch #:	BS103095	BS103095	BS103095	BS103095	BS103095
<b>Date Prepared:</b>	10/30/95	10/30/95	10/30/95	10/30/95	10/30/95
<b>Date Analyzed:</b>	11/2/95	11/2/95	11/2/95	11/2/95	11/2/95
<b>Instrument I.D.#:</b>	GC/MS 1	GC/MS 1	GC/MS 1	GC/MS 1	GC/MS 1
<b>Matrix Spike % Recovery:</b>	72	61	52	76	68
<b>Matrix Spike Duplicate % Recovery:</b>	82	63	58	84	82
<b>Relative % Difference:</b>	13	3.2	11	10	19

**SEQUOIA ANALYTICAL**

*Janet Harlan*  
Janet Harlan  
Project Manager

**Please Note:**  
The LCS is a control sample of known, interferent free matrix that is analyzed using the same reagents, preparation and analytical methods employed for the samples. The LCS % recovery data is used for validation of sample batch results. Due to matrix effects, the QC limits for MS/MSD's are advisory only and are not used to accept or reject batch results.



# SAMPLE CHAIN OF CUSTODY RECORD



**DEL-TECH GEOTECHNICAL SUPPORT**  
 10624 OLIVE AVE. OAKDALE, CALIFORNIA 95361  
 OFFICE (209) 847-8757  
 FAX (209) 847-7744

(PLEASE PRINT)

Lab. Analysis by: Sequoia  
 LAB. INVOICE TO: Touchstone Development  
17170 Keaton Avenue Sonoma CA  
 PH. # (707) 935-0601 95476  
 P.O. # / INVOICE # TIM WALKER

CLIENT / CONSULTANT: Touchstone RECORD 1 OF 1

PROJECT / SITE NAME: <u>Good year</u>					ANALYSIS REQUESTED (ITEMIZED AND CHECKED BELOW)					SITE SAMPLE MAP (NOT TO SCALE)														
STREET: <u>3430 Castro Valley Blvd.</u>					CITY: <u>Castro Valley</u> STATE: <u>CA</u>																			
SAMPLER: (PRINTED SIGNATURE) <u>Don Light</u>			SHIP VIA: WAYBILL # <u>Del-tech</u>		<table border="1" style="width: 100%; text-align: center;"> <tr> <td style="width: 5%;">TPH- BAS</td> <td style="width: 5%;">TPH- DIESEL</td> <td style="width: 5%;">BTXE (8020)</td> <td style="width: 5%;">8010</td> <td style="width: 5%;">8270</td> <td style="width: 5%;"></td> <td style="width: 5%;"></td> <td style="width: 5%;"></td> <td style="width: 5%;"></td> <td style="width: 5%;"></td> </tr> </table>					TPH- BAS	TPH- DIESEL	BTXE (8020)	8010	8270						REMARKS / * SPECIAL INSTRUCTIONS BELOW				
TPH- BAS	TPH- DIESEL	BTXE (8020)	8010	8270																				
SAMPLE LOCATION (IDENTIFICATION)	DATE MTH./DAY/YR.	TIME HOUR / MIN.	NUMBER OF CONTAINERS	TYPE (GRAB OR COMPOSITE)	SAMPLE MATRIX																			
1.) <u>MW-1</u>	<u>10-24-95</u>	<u>17:35</u>	<u>9</u>	<u>GRAB</u>	<u>Water</u>	<u>X</u>	<u>X</u>	<u>X</u>	<u>X</u>	<u>SP10</u>	<u>1002</u>	<u>CONTACT TIM WALKER</u>												
2.) <u>MW-2</u>	<u>10-24-95</u>	<u>17:48</u>	<u>9</u>	<u>GRAB</u>	<u>WATER</u>	<u>X</u>	<u>X</u>	<u>X</u>	<u>X</u>		<u>1003</u>	<u>PRIOR TO RUNNING</u>												
3.) <u>TRIP BLANK</u>	<u>10/24/95</u>	<u>0800</u>	<u>1</u>	<u>GRAB</u>	<u>WATER</u>						<u>1004</u>	<u>TRIP BLANK AS NECESSARY</u>												
4.)																								
5.)																								
6.)																								
7.)																								
8.)																								
9.)																								
10.)																								

RELINQUISHED BY: (SIGNATURE) <u>Don Light</u>	DATE / TIME: <u>10/25/95 1030</u>	RECEIVED BY: (SIGNATURE) <u>Andria Light</u>	DATE / TIME: <u>10-25-95 1030</u>	<b>** SAMPLE INTEGRITY / CONDITION &amp; TURNAROUND TIME **</b> RECEIVED COLD & INTACT / YES <input checked="" type="checkbox"/> NO ( ) PRESERVATIVES USED <u>NO</u> YES <input checked="" type="checkbox"/> NO ( ) CUSTODY SEALS INTACT / YES ( ) NO ( ) N/A <input checked="" type="checkbox"/> AIR BUBBLES IN V.O.A.'S / YES ( ) NO <input checked="" type="checkbox"/> LINE # _____ TURN AROUND TIME: CHECK ONE 24-HOUR ( ) 48-HOUR ( ) 5-DAY ( ) 10-DAY <input checked="" type="checkbox"/>
RELINQUISHED BY: (SIGNATURE) <u>Andria Light</u>	DATE / TIME: <u>10-25-95 1246</u>	RECEIVED BY: (SIGNATURE) _____	DATE / TIME: _____	
RELINQUISHED BY: (SIGNATURE) _____	DATE / TIME: _____	RECEIVED BY LABORATORY: (NOTE TURNAROUND TIME) <u>S. Seals</u>	DATE / TIME: <u>10-25-95 12:46</u>	

NOTE: LABORATORY SAMPLE ARCHIVING WILL BE 30 DAYS FROM THE DATE SAMPLE WAS COLLECTED, UNLESS OTHER ARRANGEMENTS ARE MADE. PLEASE RETURN DEL-TECH'S ICE CHEST AND BLUE ICE AS SOON AS POSSIBLE. THANK YOU

DEL-TECH FORM C.O.C.