



July 24, 1995

Scott Seery  
Alameda County Department of  
Environmental Health  
1131 Harbor Bay Parkway, Suite 250  
Alameda, CA 94502

Re: **Second Quarter 1995**  
Shell Service Station  
WIC #204-5508-3301  
6039 College Avenue  
Oakland, California  
WA Job #81-0618-205

Dear Mr. Seery:

This status report satisfies the quarterly reporting requirements prescribed by California Administrative Code Title 23 Waters, Division 3, Chapter 16, Article 5, Section 2652.d.

**Second Quarter 1995 Activities:**

- Blaine Tech Services, Inc. (BTS) of San Jose, California measured depths to ground water and collected ground water samples from the site wells. **Well MW-4 contained separate-phase hydrocarbons (SPH) and was not sampled. BTS also did not sample well MW-6.** The BTS report describing these activities and analytic results for ground water is included as Attachment A. *why?*
- Weiss Associates (WA) compiled the ground water elevation and analytic data (Tables 1 and 2) and prepared a map showing ground water elevations and benzene concentrations (Figure 2). SPH removal data is included in Table 3. To date, over 10 pounds of SPHs have been removed from the subsurface.

**Anticipated Third Quarter 1995 Activities:**

- WA will submit a report presenting the results of third quarter 1995 ground water sampling and ground water depth measurements. The report will include tabulated chemical analytic results and a ground water elevation contour map.

7/27/95 10:28 AM  
7/27/95 10:28 AM  
7/27/95 10:28 AM

Scott Seery  
July 24, 1995

- WA will submit a Corrective Action Plan (CAP) in response to the request by Scott O. Seery, Alameda County Department of Environmental Health, dated April 12, 1995. The CAP will include a Comprehensive Site Evaluation and Proposed Future Action Plan supported by a Risk-Based Corrective Action analysis.

### Conclusions and Recommendations:

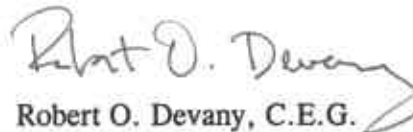
WA recommends continued monitoring of dissolved hydrocarbon concentrations in ground water. Despite the fact that hydrocarbons were detected in soil borings between wells MW-4 and MW-5, no total petroleum hydrocarbons as gasoline (TPH-G) or benzene, ethylbenzene, toluene and xylenes (BTEX) have been detected in ground water samples collected from well MW-5 since it was installed in 1991. No BTEX compounds or more than 120 ppb TPH-G have consistently been detected in ground water samples collected from downgradient well MW-6. Therefore, it appears the downgradient extent of hydrocarbons in ground water has been fully assessed.

Please call if you have any questions.

Sincerely,  
Weiss Associates



  
Grady S. Glässer  
Technical Assistant

  
Robert O. Devany, C.E.G.  
Senior Project Hydrogeologist

Attachments: A - BTS Ground Water Monitoring Report

cc: Dan Kirk, Shell Oil Products Company, P.O. Box 4023, Concord, CA 94524  
Tom Callaghan, San Francisco Bay Regional Water Quality Control Board, 2101 Webster Street, Oakland, CA 94612

GSG/ROD:all  
I:\SHELL\0611\Q\061109\06110902R.DOC

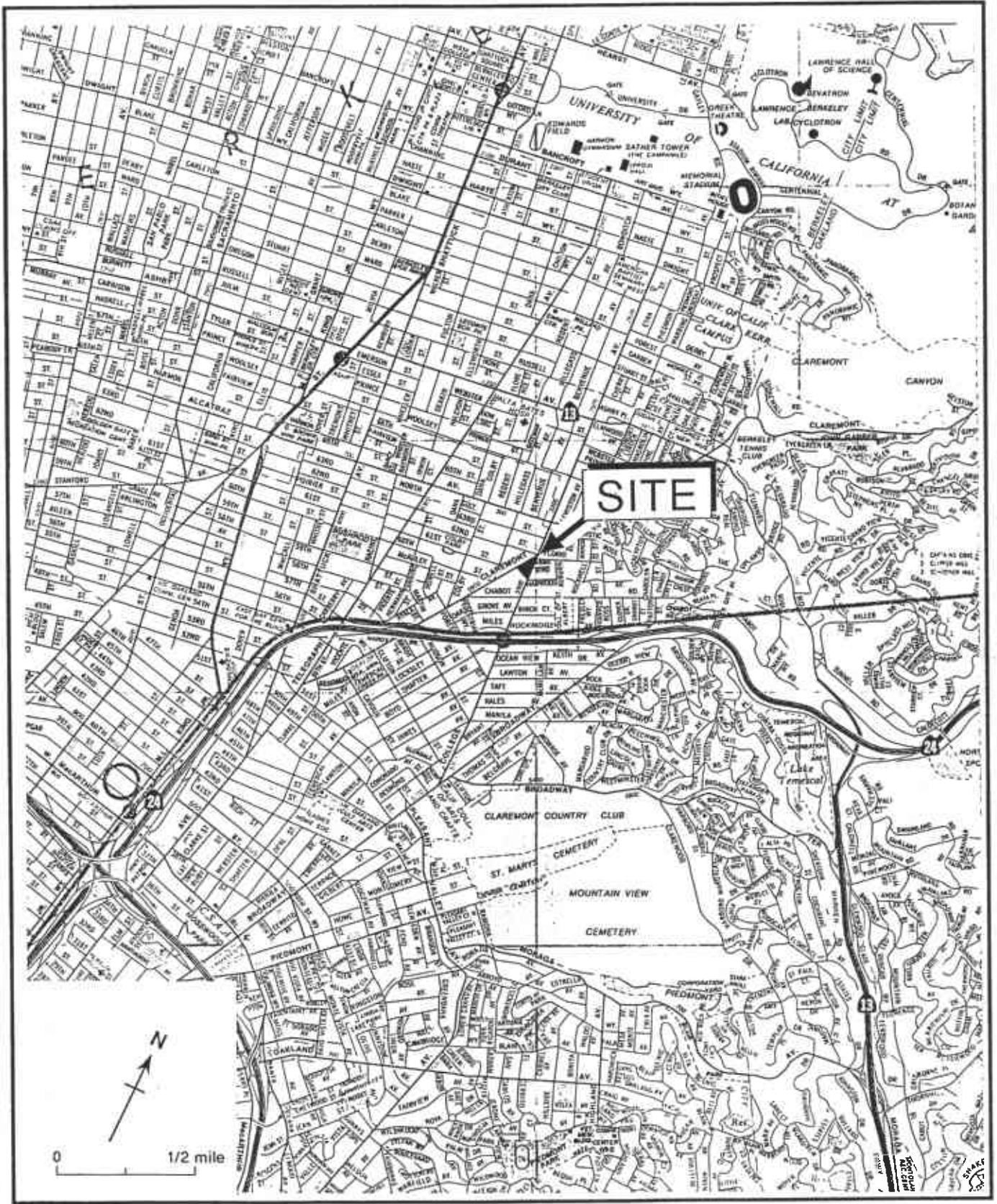


Figure 1. Site Location Map - Shell Service Station WIC #204-5508-3301, 6039 College Avenue, Oakland, California





Table 1. Ground Water Elevations - Shell Service Station WIC #204-5508-3301, 6039 College Avenue, Oakland, California (continued)

| Well ID | Date                  | Top-of-Casing Elevation (ft above msl) | Depth to Water (ft) | Separate-Phase Hydrocarbon Thickness (ft) | Ground Water Elevation (ft above msl) <sup>a</sup> |
|---------|-----------------------|--|---------------------|---|--|
|         | 02/28/94              |  | 14.35               |   | 179.92   |
|         | 05/04/94              |  | 16.34               |   | 177.93   |
|         | 08/10/94              |  | 15.79               |   | 178.48   |
|         | 11/08/94              |  | 15.04               |   | 179.23   |
|         | 02/01/95              |  | 10.08               |   | 184.19   |
|         | <b>05/10/95</b>       |  | <b>11.68</b>        |   | <b>182.59</b>                                      |
| MW-3    | 02/15/90              | 192.52                                 | 15.81               |   | 176.71   |
|         | 04/19/90              |  | 16.57               |   | 175.95   |
|         | 05/14/90              |  | 16.97               |   | 175.55   |
|         | 06/21/90              |  | 16.27               |   | 176.25   |
|         | 09/12/90              |  | 18.78               |   | 173.74   |
|         | 11/27/90              |  | 18.27               |   | 174.25   |
|         | 03/08/91              |  | 14.86               |   | 177.66   |
|         | 06/03/91              |  | 15.84               |   | 176.68   |
|         | 08/30/91              |  | 17.79               |   | 174.73   |
|         | 11/22/91              |  | 18.40               |   | 174.12   |
|         | 03/18/92              |  | 12.03               |   | 180.49   |
|         | 05/28/92              |  | 15.16               |   | 177.36   |
|         | 08/19/92              |  | 17.03               |   | 175.49   |
|         | 11/17/92              |  | 17.94               |   | 174.58   |
|         | 02/12/93              |  | 9.16                |   | 183.36   |
|         | 06/10/93              |  | 13.20               |   | 179.32   |
|         | 08/18/93              |  | 14.93               |   | 177.59   |
|         | 11/19/93              |  | 17.58               |   | 174.94   |
|         | 02/28/94              |  | 13.30               |   | 179.22   |
|         | 05/04/94              |  | 15.25               |   | 177.27   |
|         | 08/10/94              |  | 16.63               |   | 175.89   |
|         | 11/08/94              |  | 13.88               |   | 178.64   |
|         | 02/01/95              |  | 9.25                |   | 183.27   |
|         | <b>05/10/95</b>       |  | <b>10.76</b>        |   | <b>181.74</b>                                      |
| MW-4    | 02/15/90              | 193.37                                 | 16.73               |   | 176.65   |
|         | 04/19/90              |  | 17.48               |   | 175.89   |
|         | 05/14/90              |  | 17.88               |   | 175.49   |
|         | 06/21/90              |  | 17.18               |   | 176.19   |
|         | 09/12/90              |  | 17.85               |   | 175.52   |
|         | 11/27/90              |  | 19.16               |   | 174.21   |
|         | 03/08/91              |  | 15.77               |   | 177.60   |
|         | 06/03/91              |  | 16.77               |   | 176.60   |
|         | 08/30/91              |  | 18.71               |   | 174.66   |
|         | 11/22/91              |  | ---                 |   | ---  |
|         | 03/18/92 <sup>a</sup> |  | 13.15               | 0.24                                      | 180.41   |

Table 1. Ground Water Elevations - Shell Service Station WIC #204-5508-3301, 6039 College Avenue, Oakland, California (continued)

| Well ID | Date                  | Top-of-Casing Elevation (ft above msl) | Depth to Water (ft) | Separate-Phase Hydrocarbon Thickness (ft) | Ground Water Elevation (ft above msl) <sup>a</sup> |
|---------|-----------------------|--|---------------------|---|--|
|         | 05/28/92 <sup>a</sup> |  | 16.22               | 0.12                                      | 177.25   |
|         | 08/19/92 <sup>a</sup> |  | 18.05               | 0.09                                      | 175.39   |
|         | 11/17/92              |  | 18.89               |   | 174.48   |
|         | 02/12/93              |  | 11.78               | <0.01                                     | 181.59   |
|         | 06/10/93              |  | 14.20               |   | 179.17   |
|         | 08/18/93              |  | 15.95               | 0.01                                      | 177.43   |
|         | 11/19/93              |  | 18.48               | 0.01                                      | 174.90   |
|         | 02/28/94              |  | 14.60               | <0.01                                     | 178.77   |
|         | 05/04/94              |  | 16.15               | <0.01                                     | 177.22   |
|         | 08/10/94              |  | 17.58               | 0.02                                      | 175.81   |
|         | 11/08/94              |  | 15.05               | 0.05                                      | 178.36   |
|         | 02/01/95              |  | 10.71               | 0.04                                      | 182.69   |
|         | <b>05/10/95</b>       |  | <b>11.90</b>        | <b>0.06</b>                               | <b>181.52</b>                                      |
| MW-5    | 08/30/91              | 190.35                                 | 16.74               |   | 173.61   |
|         | 11/22/91              |  | 17.27               |   | 173.08   |
|         | 03/18/92              |  | 11.28               |   | 179.07   |
|         | 05/28/92 <sup>b</sup> |  | ---                 |   | ---  |
|         | 08/19/92              |  | 15.99               |   | 174.36   |
|         | 11/17/92              |  | 16.84               |   | 173.51   |
|         | 02/12/93              |  | 10.30               |   | 180.05   |
|         | 06/10/93              |  | 12.36               |   | 177.99   |
|         | 08/18/93              |  | 14.02               |   | 176.33   |
|         | 11/19/93              |  | 16.50               |   | 173.85   |
|         | 02/28/94              |  | 12.55               |   | 177.80   |
|         | 05/04/94              |  | 14.27               |   | 176.08   |
|         | 08/10/94              |  | 15.60               |   | 174.75   |
|         | 11/08/94              |  | 12.85               |   | 177.50   |
|         | 02/01/95              |  | 8.98                |   | 181.37   |
|         | <b>05/10/95</b>       |  | <b>10.16</b>        |   | <b>180.19</b>                                      |
| MW-6    | 09/21/93              | 189.05                                 | 14.64               |   | 174.41   |
|         | 11/19/93              |  | ---                 |   | ---  |
|         | 02/28/94              |  | 12.18               |   | 176.87   |
|         | 05/04/94              |  | 13.62               |   | 175.43   |
|         | 08/10/94              |  | 14.98               |   | 174.07   |
|         | 11/08/94              |  | 12.20               |   | 176.85   |
|         | 02/01/95              |  | 8.70                |   | 180.35   |
|         | <b>05/10/95</b>       |  | <b>9.86</b>         |   | <b>179.19</b>                                      |

---

Table 1. Ground Water Elevations - Shell Service Station WIC #204-5508-3301, 6039  
College Avenue, Oakland, California (continued)

---

Notes:

- a = When separate-phase hydrocarbons are present, ground water elevation is corrected by the relation: Corrected ground water elevation = (Top-of-Casing Elevation) - (depth to water) + (0.8 x separate-phase hydrocarbon thickness)
  - b = Well inaccessible
  - = Data not available
-



Table 2. Analytic Results for Ground Water - Shell Service Station WIC #204-5508-3301, 6039 College Avenue, Oakland, California

| Well/Boring ID | Date Sampled            | Depth to Water (ft) | TPH-G                        | TPH-D | TPH-MO | POG  | B    | E    | T    | X    | SVOCs |     |
|----------------|-------------------------|---------------------|------------------------------|-------|--------|------|------|------|------|------|-------|-----|
|                |                         |                     | ← parts per billion (µg/L) → |       |        |      |      |      |      |      |       |     |
| MW-1           | 02/13/90                | 17.73               | 95                           | 650   | 770    | ---  | ND   | 0.37 | 0.67 | 3.2  | ---   |     |
|                | 05/14/90                | 18.92               | 95                           | ND    | 770    | ---  | 0.70 | 0.71 | 0.57 | 3.5  | ---   |     |
|                | 09/12/90                | 19.81               | ND                           | 84    | ND     | ---  | ND   | ND   | ND   | ND   | ---   |     |
|                | 11/27/90                | 20.39               | ---                          | ---   | ---    | ---  | ---  | ---  | ---  | ---  | ---   |     |
|                | 03/08/91                | 16.85               | ND                           | 50    | ND     | ---  | ND   | ND   | ND   | ND   | ---   |     |
|                | 06/03/91                | 17.82               | ND                           | ND    | ND     | ---  | ND   | ND   | ND   | ND   | ---   |     |
|                | 08/30/91                | 19.87               | 16.85                        | 520   | ND     | ---  | ND   | ND   | ND   | ND   | ---   |     |
|                | 11/22/91                | 20.58               | <50                          | <50   | <500   | ---  | <0.5 | <0.5 | <0.5 | <0.5 | <0.5  | --- |
|                | 03/18/92                | 13.55               | <30                          | <50   | ---    | ---  | <0.3 | <0.3 | <0.3 | <0.3 | ---   |     |
|                | 05/28/92                | 17.08               | <50                          | <50   | ---    | ---  | <0.5 | <0.5 | <0.5 | <0.5 | ---   |     |
|                | 08/19/92                | 19.07               | <50                          | <50   | ---    | ---  | <0.5 | <0.5 | <0.5 | <0.5 | ---   |     |
|                | 11/17/92                | 20.11               | <50                          | <50   | ---    | ---  | <0.5 | <0.5 | <0.5 | <0.5 | ---   |     |
|                | 02/12/93                | 12.10               | <50                          | <50   | ---    | ---  | <0.5 | <0.5 | <0.5 | <0.5 | ---   |     |
|                | 06/10/93                | 14.87               | <50                          | ---   | ---    | ---  | <0.5 | <0.5 | <0.5 | <0.5 | ---   |     |
|                | 06/10/93 <sup>dup</sup> | 14.87               | <50                          | ---   | ---    | ---  | <0.5 | <0.5 | <0.5 | <0.5 | <0.5  | --- |
|                | 08/18/93                | 16.90               | <50                          | ---   | ---    | ---  | <0.5 | <0.5 | <0.5 | <0.5 | <0.5  | --- |
|                | 11/19/93                | 19.72               | <50                          | ---   | ---    | ---  | <0.5 | <0.5 | <0.5 | <0.5 | <0.5  | --- |
|                | 02/18/94                | 15.08               | <50                          | ---   | ---    | ---  | <0.5 | <0.5 | <0.5 | 1.7  | ---   |     |
|                | 05/04/94                | 17.20               | <50                          | ---   | ---    | ---  | <0.5 | <0.5 | <0.5 | <0.5 | ---   |     |
|                | 08/10/94                | 18.76               | <50                          | ---   | ---    | ---  | <0.5 | <0.5 | <0.5 | <0.5 | <0.5  | --- |
|                | 08/10/94 <sup>dup</sup> | 18.76               | <50                          | ---   | ---    | ---  | <0.5 | <0.5 | <0.5 | <0.5 | <0.5  | --- |
|                | 11/08/94                | 16.00               | <50                          | ---   | ---    | ---  | <0.5 | <0.5 | <0.5 | <0.5 | <0.5  | --- |
|                | 02/01/95                | 10.18               | <50                          | ---   | ---    | ---  | <0.5 | <0.5 | <0.5 | <0.5 | <0.5  | --- |
| 05/10/95       | 11.88                   | <50                 | ---                          | ---   | ---    | <0.5 | <0.5 | <0.5 | <0.5 | <0.5 | ---   |     |
| MW-2           | 02/13/90                | 16.90               | ND                           | 560   | ND     | ---  | ND   | ND   | ND   | ND   | ---   |     |
|                | 05/14/90                | 18.01               | ND                           | ND    | ND     | ---  | ND   | ND   | ND   | ND   | ---   |     |
|                | 09/12/90                | 19.00               | ND                           | ND    | ND     | ---  | ND   | ND   | ND   | ND   | ---   |     |
|                | 11/27/90                | 19.44               | ND                           | ND    | ND     | ---  | ND   | ND   | ND   | ND   | ---   |     |
|                | 03/08/91                | 15.96               | ND                           | ND    | ND     | ---  | ND   | ND   | ND   | ND   | ---   |     |
|                | 06/03/91                | 17.00               | ND                           | ND    | ND     | ---  | ND   | ND   | ND   | ND   | ---   |     |
|                | 08/30/91                | 18.95               | ND                           | ND    | ND     | ---  | ND   | ND   | ND   | ND   | ---   |     |
|                | 11/22/91                | 19.55               | <50                          | <50   | <500   | ---  | <0.5 | <0.5 | <0.5 | <0.5 | ---   |     |
|                | 03/18/92                | 12.91               | <30                          | ---   | ---    | ---  | <0.3 | <0.3 | <0.3 | <0.3 | ---   |     |
|                | 05/28/92                | 16.25               | <50                          | ---   | ---    | ---  | <0.5 | <0.5 | <0.5 | <0.5 | ---   |     |
|                | 08/19/92                | 18.21               | <50                          | ---   | ---    | ---  | <0.5 | 1.2  | 2    | 1.9  | ---   |     |
|                | 11/17/92                | 19.15               | <50                          | ---   | ---    | ---  | <0.5 | 1.2  | 2    | 1.9  | ---   |     |

Table 2. Analytic Results for Ground Water - Shell Service Station WIC #204-5508-3301, 6039 College Avenue, Oakland, California (continued)

| Well/Boring ID | Date Sampled            | Depth to Water (ft) | TPH-G              | TPH-D              | TPH-MO           | POG    | parts per billion (µg/L) |      |      |      |     | SVOCs |
|----------------|-------------------------|---------------------|--------------------|--------------------|------------------|--------|--------------------------|------|------|------|-----|-------|
|                |                         |                     |                    |                    |                  |        | B                        | E    | T    | X    |     |       |
|                | 02/12/93 <sup>dup</sup> | 11.60               | <50                | ---                | ---              | ---    | <0.5                     | <0.5 | <0.5 | <0.5 | --- |       |
|                | 02/12/93                | 11.60               | <50                | ---                | ---              | ---    | <0.5                     | <0.5 | <0.5 | <0.5 | --- |       |
|                | 06/10/93                | 14.14               | <50                | ---                | ---              | ---    | <0.5                     | <0.5 | <0.5 | <0.5 | --- |       |
|                | 08/18/93                | 16.10               | <50                | ---                | ---              | ---    | <0.5                     | <0.5 | <0.5 | <0.5 | --- |       |
|                | 08/18/93 <sup>dup</sup> | 16.10               | <50                | ---                | ---              | ---    | <0.5                     | <0.5 | <0.5 | <0.5 | --- |       |
|                | 11/19/93                | 18.77               | <50                | ---                | ---              | ---    | <0.5                     | <0.5 | <0.5 | <0.5 | --- |       |
|                | 02/18/94                | 14.55               | <50                | ---                | ---              | ---    | <0.5                     | <0.5 | <0.5 | 1.6  | --- |       |
|                | 05/04/94                | 16.34               | <50                | ---                | ---              | ---    | <0.5                     | <0.5 | <0.5 | <0.5 | --- |       |
|                | 08/10/94                | 15.79               | <50                | ---                | ---              | ---    | <0.5                     | <0.5 | <0.5 | <0.5 | --- |       |
|                | 11/08/94                | 15.04               | <50                | ---                | ---              | ---    | <0.5                     | <0.5 | <0.5 | <0.5 | --- |       |
|                | 02/01/95                | 10.08               | <50                | ---                | ---              | ---    | <0.5                     | <0.5 | <0.5 | <0.5 | --- |       |
|                | 05/10/95                | 11.68               | <50                | ---                | ---              | ---    | <0.5                     | <0.5 | <0.5 | <0.5 | --- |       |
| MW-3           | 02/13/90                | 15.81               | 4,700              | 3,100              | 3,000            | ---    | 320                      | 110  | 29   | 33   | --- |       |
|                | 02/13/90 <sup>dup</sup> | 15.81               | 4,600              | 4,500              | 8,300            | ---    | 380                      | 160  | 8.6  | 57   | --- |       |
|                | 05/14/90                | 16.97               | 1,400              | 620                | 40,000           | ---    | 130                      | 40   | 8.6  | 17   | --- |       |
|                | 05/14/90 <sup>dup</sup> | 16.97               | 8,200              | 660                | 10,000           | ---    | 120                      | 38   | 31   | 13   | --- |       |
|                | 09/12/90                | 18.78               | 2,000              | 1,500              | 19,000           | ---    | 58                       | 16   | 5.8  | 15   | --- |       |
|                | 11/27/90                | 18.27               | 540                | 240                | 460              | ---    | 18                       | 8.7  | 1.5  | 2.5  | --- |       |
|                | 03/08/91                | 14.86               | 3,400              | 2,100              | ND               | ---    | 630                      | 270  | 33   | 18   | --- |       |
|                | 06/03/91                | 15.84               | 1,700              | 690 <sup>a</sup>   | ND               | ---    | 260                      | 98   | 13   | 24   | --- |       |
|                | 08/30/91                | 17.79               | 870                | 370 <sup>b</sup>   | 500              | ---    | 44                       | 10   | 6.1  | 2.9  | --- |       |
|                | 11/22/91                | 18.40               | 310                | 140                | 500              | ---    | 18                       | 3.3  | 1.2  | 2.9  | --- |       |
|                | 03/18/92                | 12.03               | 67,100             | 1,900              | 20,000           | ---    | 620                      | 220  | 28   | 38   | --- |       |
|                | 05/28/92                | 15.16               | 2,300              | 1,100 <sup>c</sup> | 4,600            | ---    | 200                      | 71   | 9    | 17   | --- |       |
|                | 08/19/92                | 17.03               | 5,700              | 1,000 <sup>c</sup> | 1,800            | ---    | 71                       | 52   | 77   | 130  | --- |       |
|                | 11/17/92                | 17.94               | 3,600              | 160 <sup>c</sup>   | 1,200            | ---    | 16                       | 24   | 8.6  | 50   | --- |       |
|                | 02/12/93                | 9.16                | 4,700              | 560 <sup>c</sup>   | <50              | ---    | 820                      | 130  | 58   | 77   | --- |       |
|                | 06/10/93                | 13.20               | 2,200              | ---                | 940 <sup>d</sup> | ---    | 310                      | 89   | 23   | 23   | --- |       |
|                | 08/18/93                | 14.93               | 260                | ---                | 460 <sup>d</sup> | ---    | 27                       | 7.0  | 2.0  | 2.2  | --- |       |
|                | 11/19/93                | 17.58               | 1,500 <sup>e</sup> | ---                | 960 <sup>d</sup> | <5,000 | 24                       | 37   | 54   | 17   | --- |       |
|                | 02/18/94                | 13.30               | 2,700              | ---                | 1,600            | <5,000 | 65                       | 16   | 5.2  | 6.3  | --- |       |
|                | 02/18/94 <sup>dup</sup> | 13.30               | 3,100              | ---                | 2,200            | <5,000 | 82                       | 19   | 6.7  | 7.9  | --- |       |
|                | 05/04/94                | 15.25               | 780                | ---                | 710              | <5,000 | 120                      | 21   | 7.5  | 6.9  | f   |       |
|                | 05/04/94 <sup>dup</sup> | 15.25               | 920                | ---                | 1,600            | <5,000 | 120                      | 22   | 7.7  | 7.1  | g   |       |
|                | 08/10/94                | 16.63               | 920                | ---                | <500             | <5,000 | 20                       | 3.0  | 2.3  | 2.2  | r   |       |
|                | 11/08/94                | 13.88               | 1,300              | ---                | 1,300            | ---    | 180                      | 7.0  | 16   | 12   | --- |       |

Table 2. Analytic Results for Ground Water - Shell Service Station WIC #204-5508-3301, 6039 College Avenue, Oakland, California (continued)

| Well/Boring ID          | Date Sampled            | Depth to Water (ft) | TPH-G            | TPH-D              | TPH-MO           | POG    | parts per billion (µg/L) |      |      |      |     | SVOCs |
|-------------------------|-------------------------|---------------------|------------------|--------------------|------------------|--------|--------------------------|------|------|------|-----|-------|
|                         |                         |                     |                  |                    |                  |        | B                        | E    | T    | X    |     |       |
| MW-4                    | 11/08/94 <sup>dup</sup> | 13.88               | 1,200            | ---                | 730              | ---    | 170                      | 7.2  | 15   | 11   |     |       |
|                         | 02/01/95                | 9.25                | 1,400            | ---                | 900 <sup>g</sup> | ---    | 210                      | 11   | 8.5  | 8.7  | t   |       |
|                         | 05/10/95                | 10.76               | 460              | ---                | ---              | <5,000 | 97                       | 1.0  | 10   | 19   | r   |       |
|                         | 02/13/90                | 16.73               | ND               | 1,200              | 3,000            | ---    | ND                       | ND   | ND   | ND   | --- |       |
|                         | 05/14/90                | 17.88               | 650              | 350                | 12,000           | ---    | 160                      | 1.9  | 7    | 3.1  | --- |       |
|                         | 09/12/90                | 17.85               | 440              | 260                | 2,600            | ---    | 91                       | 0.75 | 1.1  | 0.79 | --- |       |
|                         | 09/12/90 <sup>dup</sup> | 17.85               | 520              | 1,100              | 16,000           | ---    | 85                       | 0.71 | 0.71 | 0.81 | --- |       |
|                         | 11/27/90                | 19.16               | 470              | 2,400              | 1,000            | ---    | 64                       | 0.80 | 1.2  | 2.7  | --- |       |
|                         | 03/08/91                | 15.77               | 1,100            | 2,600              | 15,000           | ---    | 330                      | 88   | 3.5  | 5.8  | --- |       |
|                         | 06/03/91                | 16.77               | 670 <sup>h</sup> | 1,100 <sup>i</sup> | ND               | ---    | 240                      | 1.6  | 2.3  | 2.3  | --- |       |
|                         | 08/30/91                | 18.71               | 570              | 280 <sup>j</sup>   | 2,000            | ---    | 64                       | 0.9  | 1.8  | 0.9  | --- |       |
|                         | 11/22/91 <sup>SPH</sup> | ---                 | ---              | ---                | ---              | ---    | ---                      | ---  | ---  | ---  | --- |       |
|                         | 03/18/92 <sup>SPH</sup> | 13.15               | ---              | ---                | ---              | ---    | ---                      | ---  | ---  | ---  | --- |       |
|                         | 05/28/92 <sup>SPH</sup> | 16.22               | ---              | ---                | ---              | ---    | ---                      | ---  | ---  | ---  | --- |       |
|                         | 08/19/92 <sup>SPH</sup> | 18.05               | ---              | ---                | ---              | ---    | ---                      | ---  | ---  | ---  | --- |       |
|                         | 11/17/92 <sup>SPH</sup> | 18.89               | ---              | ---                | ---              | ---    | ---                      | ---  | ---  | ---  | --- |       |
|                         | 02/12/93 <sup>SPH</sup> | 11.78               | ---              | ---                | ---              | ---    | ---                      | ---  | ---  | ---  | --- |       |
|                         | 06/10/93                | 14.20               | ---              | ---                | ---              | ---    | ---                      | ---  | ---  | ---  | --- |       |
|                         | 08/18/93 <sup>SPH</sup> | 15.95               | ---              | ---                | ---              | ---    | ---                      | ---  | ---  | ---  | --- |       |
|                         | 11/19/93 <sup>SPH</sup> | 18.48               | ---              | ---                | ---              | ---    | ---                      | ---  | ---  | ---  | --- |       |
| 02/28/94 <sup>SPH</sup> | 14.60                   | ---                 | ---              | ---                | ---              | ---    | ---                      | ---  | ---  | ---  |     |       |
| 05/04/94 <sup>SPH</sup> | 16.15                   | ---                 | ---              | ---                | ---              | ---    | ---                      | ---  | ---  | ---  |     |       |
| 08/10/94 <sup>SPH</sup> | 17.58                   | ---                 | ---              | ---                | ---              | ---    | ---                      | ---  | ---  | ---  |     |       |
| 11/08/94 <sup>SPH</sup> | 15.05                   | ---                 | ---              | ---                | ---              | ---    | ---                      | ---  | ---  | ---  |     |       |
| 02/01/95 <sup>SPH</sup> | 10.71                   | ---                 | ---              | ---                | ---              | ---    | ---                      | ---  | ---  | ---  |     |       |
| 05/10/95                | 11.90                   | ---                 | ---              | ---                | ---              | ---    | ---                      | ---  | ---  | ---  |     |       |
| MW-5                    | 08/30/91                | 16.74               | ND               | 80                 | ND               | ---    | ND                       | ND   | ND   | ND   | --- |       |
|                         | 11/22/91                | 17.27               | <50              | <50                | <500             | ---    | <0.5                     | <0.5 | <0.5 | <0.5 | --- |       |
|                         | 03/18/92                | 11.28               | <30              | <50                | ---              | ---    | <0.3                     | <0.3 | <0.3 | <0.3 | --- |       |
|                         | 05/28/92 <sup>j</sup>   | ---                 | ---              | ---                | ---              | ---    | ---                      | ---  | ---  | ---  | --- |       |
|                         | 08/19/92                | 15.99               | <50              | <50                | ---              | ---    | <0.5                     | <0.5 | <0.5 | <0.5 | --- |       |
|                         | 11/17/92                | 16.84               | <50              | <50                | ---              | ---    | <0.5                     | <0.5 | <0.5 | <0.5 | --- |       |
|                         | 02/12/93                | 10.30               | <50              | <50                | ---              | ---    | <0.5                     | <0.5 | <0.5 | <0.5 | --- |       |
|                         | 06/10/93                | 12.36               | <50              | ---                | ---              | ---    | <0.5                     | <0.5 | <0.5 | <0.5 | --- |       |
| 08/18/93                | 14.02                   | <50                 | ---              | ---                | ---              | <0.5   | <0.5                     | <0.5 | <0.5 | ---  |     |       |



Table 2. Analytic Results for Ground Water - Shell Service Station WIC #204-5508-3301, 6039 College Avenue, Oakland, California (continued)

| Well/Boring ID    | Date Sampled            | Depth to Water (ft) | TPH-G               | TPH-D               | TPH-MO | POG    | parts per billion (µg/L) |      |      |      |        | SVOCs |
|-------------------|-------------------------|---------------------|---------------------|---------------------|--------|--------|--------------------------|------|------|------|--------|-------|
|                   |                         |                     |                     |                     |        |        | B                        | E    | T    | X    |        |       |
|                   | 11/19/93                | 16.50               | <50                 | ---                 | ---    | ---    | <0.5                     | <0.5 | <0.5 | <0.5 | ---    |       |
|                   | 11/19/93 <sup>dup</sup> | 16.50               | <50                 | ---                 | ---    | ---    | <0.5                     | <0.5 | <0.5 | <0.5 | ---    |       |
|                   | 02/18/94                | 12.55               | <50                 | ---                 | ---    | ---    | <0.5                     | <0.5 | <0.5 | <0.5 | ---    |       |
|                   | 05/04/94                | 14.27               | <50                 | ---                 | ---    | ---    | <0.5                     | <0.5 | <0.5 | <0.5 | ---    |       |
|                   | 08/10/94                | 15.60               | 70 <sup>o</sup>     | ---                 | ---    | ---    | <0.5                     | <0.5 | <0.5 | <0.5 | ---    |       |
|                   | 11/08/94                | 12.85               | <50                 | ---                 | ---    | ---    | <0.5                     | <0.5 | <0.5 | <0.5 | ---    |       |
|                   | 02/01/95                | 8.98                | <50                 | ---                 | ---    | ---    | <0.5                     | <0.5 | <0.5 | <0.5 | ---    |       |
|                   | 05/10/95                | 10.16               | <50                 | ---                 | ---    | ---    | <0.5                     | <0.5 | <0.5 | <0.5 | ---    |       |
|                   | 05/10/95 <sup>dup</sup> | 10.16               | <50                 | ---                 | ---    | ---    | <0.5                     | <0.5 | <0.5 | <0.5 | ---    |       |
| MW-6              | 09/21/93                | 14.64               | <50                 | <50                 | ---    | <5,000 | <0.5                     | <0.5 | <0.5 | <0.5 | <10-50 |       |
|                   | 11/19/93 <sup>k</sup>   | ---                 | ---                 | ---                 | ---    | ---    | ---                      | ---  | ---  | ---  | ---    |       |
|                   | 02/28/94                | 12.18               | 98 <sup>l</sup>     | ---                 | ---    | <5,000 | <0.5                     | <0.5 | <0.5 | <0.5 | ---    |       |
|                   | 05/04/94                | 13.62               | <50                 | ---                 | ---    | <5,000 | <0.5                     | <0.5 | <0.5 | <0.5 | <2-10  |       |
|                   | 08/10/94                | 14.98               | 80 <sup>o</sup>     | ---                 | ---    | <5,000 | <0.5                     | <0.5 | <0.5 | <0.5 | r      |       |
|                   | 11/08/94 <sup>j</sup>   | 12.20               | ---                 | ---                 | ---    | ---    | ---                      | ---  | ---  | ---  | ---    |       |
|                   | 02/01/95                | 8.70                | 120                 | ---                 | ---    | ---    | 3.5                      | 3.4  | 21   | 22   | ---    |       |
|                   | 02/01/95 <sup>dup</sup> | 8.70                | 110                 | ---                 | ---    | ---    | 0.6                      | 0.5  | 0.6  | 0.9  | ---    |       |
|                   | 05/10/95                | 9.86                | ---                 | ---                 | ---    | ---    | ---                      | ---  | ---  | ---  | ---    |       |
| BH-A              | 09/09/93                | 16.50               | 4,900               | 2,900 <sup>e</sup>  | ---    | <5,000 | 18                       | 54   | <5   | 11   | m      |       |
| BH-B              | 09/09/93                | 15.85               | <50                 | 150                 | ---    | <5,000 | <0.5                     | <0.5 | <0.5 | <0.5 | ND     |       |
| BH-C <sup>n</sup> | 09/10/93                | 15.80               | 640 <sup>o</sup>    | 100                 | ---    | <5,000 | 3.5                      | 0.6  | <0.5 | <0.5 | ND     |       |
| BH-D <sup>n</sup> | 09/10/93                | 14.2                | 24,000 <sup>o</sup> | 25,000 <sup>e</sup> | ---    | 20,000 | 720                      | 44   | 86   | 11   | p      |       |
| Bailer            | 08/19/92                |                     | <50                 | ---                 | ---    | ---    | <0.5                     | <0.5 | <0.5 | <0.5 | ---    |       |
| Blank             | 11/17/92                |                     | <50                 | ---                 | ---    | ---    | <0.5                     | <0.5 | <0.5 | <0.5 | ---    |       |
| Trip              | 02/13/90                |                     | ND                  | ---                 | ---    | ---    | ND                       | ND   | ND   | ND   | ---    |       |
| Blank             | 05/14/90                |                     | ND                  | ---                 | ---    | ---    | ND                       | ND   | ND   | ND   | ---    |       |
|                   | 09/12/90                |                     | ND                  | ---                 | ---    | ---    | ND                       | ND   | ND   | ND   | ---    |       |
|                   | 03/08/91                |                     | ND                  | ---                 | ---    | ---    | ND                       | ND   | ND   | ND   | ---    |       |
|                   | 06/03/91                |                     | ND                  | ---                 | ---    | ---    | ND                       | ND   | ND   | ND   | ---    |       |
|                   | 08/30/91                |                     | ND                  | ---                 | ---    | ---    | ND                       | ND   | ND   | ND   | ---    |       |

Table 2. Analytic Results for Ground Water - Shell Service Station WIC #204-5508-3301, 6039 College Avenue, Oakland, California (continued)

| Well/Boring ID | Date Sampled | Depth to Water (ft) | parts per billion (µg/L) |       |        |     |      |      |                  |       | SVOCs |
|----------------|--------------|---------------------|--------------------------|-------|--------|-----|------|------|------------------|-------|-------|
|                |              |                     | TPH-G                    | TPH-D | TPH-MO | POG | B    | E    | T                | X     |       |
|                | 03/18/92     |                     | <30                      | <50   | ---    | --- | <0.3 | <0.3 | <0.3             | <0.3  | ---   |
|                | 05/28/92     |                     | <50                      | ---   | ---    | --- | <0.5 | <0.5 | <0.5             | <0.5  | ---   |
|                | 08/19/92     |                     | <50                      | ---   | ---    | --- | <0.5 | <0.5 | <0.5             | <0.5  | ---   |
|                | 11/17/92     |                     | <50                      | ---   | ---    | --- | <0.5 | <0.5 | <0.5             | <0.5  | ---   |
|                | 02/12/93     |                     | <50                      | ---   | ---    | --- | <0.5 | <0.5 | <0.5             | <0.5  | ---   |
|                | 06/10/93     |                     | <50                      | ---   | ---    | --- | <0.5 | <0.5 | <0.5             | <0.5  | ---   |
|                | 11/19/93     |                     | <50                      | ---   | ---    | --- | <0.5 | <0.5 | <0.5             | <0.5  | ---   |
|                | 02/28/94     |                     | <50                      | ---   | ---    | --- | <0.5 | <0.5 | <0.5             | <0.5  | ---   |
|                | 05/04/94     |                     | <50                      | ---   | ---    | --- | <0.5 | <0.5 | <0.5             | <0.5  | ---   |
|                | 08/10/94     |                     | <50                      | ---   | ---    | --- | <0.5 | <0.5 | <0.5             | <0.5  | ---   |
|                | 11/08/94     |                     | <50                      | ---   | ---    | --- | <0.5 | <0.5 | <0.5             | <0.5  | ---   |
|                | 02/01/95     |                     | <50                      | ---   | ---    | --- | <0.5 | <0.5 | <0.5             | <0.5  | ---   |
|                | 05/10/95     |                     | <50                      | ---   | ---    | --- | <0.5 | <0.5 | <0.5             | <0.5  | ---   |
| DTSC MCLs      |              |                     | NE                       | NE    | NE     | --- | 1    | 680  | 100 <sup>a</sup> | 1,750 | ---   |

Table 2. Analytic Results for Ground Water - Shell Service Station WIC #204-5508-3301, 6039 College Avenue, Oakland, California (continued)

**Abbreviations:**

TPH-G = Total petroleum hydrocarbons as gasoline by Modified EPA Method 8015  
 TPH-D = Total petroleum hydrocarbons as diesel by Modified EPA Method 8015  
 TPH-MO = Total petroleum hydrocarbons as motor oil by EPA Method 8015  
 B = Benzene by EPA Method 8020  
 E = Ethylbenzene by EPA Method 8020  
 T = Toluene by EPA Method 8020  
 X = Xylenes by EPA Method 8020  
 POG = Petroleum Oil & Grease by EPA Method 5520B/F  
 SVOCs = Semivolatile organic compounds by EPA Method 8270  
 NE = Not established  
 DTSC MCLs = California Department of Toxic Substances Control Maximum Contaminant Levels drinking water  
 --- = Not analyzed or measured  
 <n = Not detected at detection limits of n ppb  
 ND = Not detected, detection limit not known  
 SPH = Separate-phase hydrocarbons in well, not sampled  
 dup = Duplicate sample

**Notes:**

a = Positive results for diesel appear to be less volatile constituents of gasoline  
 b = Positive results for diesel has a typical diesel pattern  
 c = Concentration reported as diesel is primarily due to the presence of a lighter petroleum product, possibly gasoline or kerosene  
 d = Concentration reported as motor oil is due to the presence of a combination of motor oil and a lighter petroleum product of hydrocarbon range C6-C12, possibly gasoline  
 e = Concentration reported as gasoline is due to the presence of gasoline and a discrete peak not indicative of gasoline  
 f = Compounds are within chromatographic range of gasoline but are not characteristic of the standard gasoline pattern  
 g = Results include compounds apparently due to gasoline as well as those due to diesel  
 h = 6.5 ppb Naphthalene detected  
 i = 11.0 ppb Naphthalene detected  
 j = Well inaccessible and not sampled  
 k = Well inadvertently not sampled  
 l = The concentration reported as gasoline is primarily due to the presence of a discrete peak not indicative of gasoline  
 m = 13 ppb-methylnaphthalene and 23 ppb naphthalene detected  
 n = Due to chain of custody mis-communication analyses run after holding time expiration  
 o = The positive result has an atypical pattern for gasoline analysis  
 p = 75 ppb 2-methylnaphthalene and 18 ppb naphthalene detected  
 q = DTSC recommended action level; MCL not established  
 r = Not detected at detection limits between 10 and 50 ppb  
 s = Concentration reported as motor oil is due to the presence of heavier and lighter petroleum products.  
 t = 27 ppb Naphthalene detected

Table 3. Separate-Phase Hydrocarbon Removal - Shell Service Station WIC #204-5508-3301, 6039 College Avenue, Oakland, California

| Well ID           | Date     | Separate-Phase Hydrocarbon Thickness (ft) | Separate-Phase Hydrocarbons Removed (lbs) | Cumulative Hydrocarbons Removed (lbs) |
|-------------------|----------|---|---|---------------------------------------|
| MW-4 <sup>a</sup> | 01/15/92 | ---                                       | 3.12                                      | 3.12                                  |
|                   | 02/15/92 | ---                                       | 3.12                                      | 6.24                                  |
|                   | 03/18/92 | 0.24                                      | ---                                       | 6.24                                  |
|                   | 04/29/92 | ---                                       | 1.50                                      | 7.74                                  |
|                   | 05/28/92 | 0.12                                      | 0.18                                      | 7.92                                  |
|                   | 08/19/92 | 0.09                                      | 0.96                                      | 8.86                                  |
|                   | 11/17/92 | ---                                       | 0.96                                      | 9.82                                  |
|                   | 02/12/93 | <0.01                                     | ---                                       | 9.82                                  |
|                   | 06/10/93 | 0.02                                      | 0.06                                      | 9.88                                  |
|                   | 08/18/93 | 0.01                                      | 0.06                                      | 9.94                                  |
|                   | 11/19/93 | 0.01                                      | 0.06                                      | 10.00                                 |
|                   | 02/28/94 | 0.01                                      | 0.06                                      | 10.06                                 |
|                   | 05/04/94 | 0.00                                      | 0.06                                      | 10.12                                 |
|                   | 08/10/94 | 0.02                                      | 0.06                                      | 10.18                                 |
|                   | 11/10/94 | 0.05                                      | 0.08                                      | 10.26                                 |
|                   | 02/01/95 | 0.04                                      | 0.06                                      | 10.32                                 |
|                   | 05/10/95 | 0.06                                      | 0.16                                      | 10.48                                 |

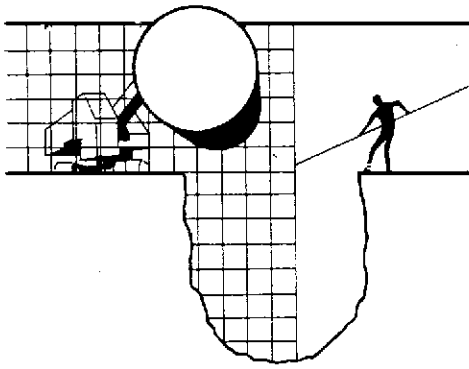
Notes:

- a = Petrotrap separate-phase hydrocarbon skimmer installed in well
- = Not measured or no hydrocarbons removed

**ATTACHMENT A**

**BTS GROUND WATER MONITORING REPORT**





# BLAINE TECH SERVICES INC.

985 TIMOTHY DRIVE  
SAN JOSE, CA 95133  
(408) 995-5535  
FAX (408) 293-8773

June 2, 1995

Shell Oil Company  
P.O. Box 4023  
Concord, CA 94524

Attn: Daniel T. Kirk

SITE:  
Shell WIC #204-5508-3301  
6039 College Avenue  
Oakland, California

QUARTER:  
2nd quarter of 1995

## QUARTERLY GROUNDWATER SAMPLING REPORT 950510-H-3

---

This report contains data collected during routine inspection, gauging and sampling of groundwater monitoring wells performed by Blaine Tech Services, Inc. in response to the request of the consultant who is overseeing work at this site on behalf of our mutual client, Shell Oil Company. Data collected in the course of our field work is presented in a **TABLE OF WELL GAUGING DATA**. The field information was collected during our preliminary gauging and inspection of the wells, the subsequent evacuation of each well prior to sampling, and at the time of sampling.

Measurements taken include the total depth of the well and the depth to water. The surface of water was further inspected for the presence of immiscibles which may be present as a thin film (a sheen on the surface of the water) or as a measurable free product zone (FPZ). At intervals during the evacuation phase, the purge water was monitored with instruments that measure electrical conductivity (EC), potential hydrogen (pH), temperature (degrees Fahrenheit), and turbidity (NTU). In the interest of simplicity, fundamental information is tabulated here, while the bulk of the information is turned over directly to the consultant who is making professional interpretations and evaluations of the conditions at the site.

## STANDARD PROCEDURES

---

### Evacuation

Groundwater wells are thoroughly purged before sampling to insure that the sample is collected from water that has been newly drawn into the well from the surrounding geologic formation. The selection of equipment to evacuate each well is based on the physical characteristics of the well and what is known about the performance of the formation in which the well has been installed. There are several suitable devices which can be used for evacuation. The most commonly employed devices are air or gas actuated pumps, electric submersible pumps, and hand or mechanically actuated bailers. Our personnel frequently employ USGS/Middleburg positive displacement pumps or similar air actuated pumps which do not agitate the water standing in the well.

Normal evacuation removes three case volumes of water from the well. More than three case volumes of water are removed in cases where more evacuation is needed to achieve stabilization of water parameters and when requested by the local implementing agency. Less water may be removed in cases where the well dewateres and does not recharge to 80% of its original volume within two hours and any additional time our personnel have reason to remain at the site. In such cases, our personnel return to the site within twenty four hours and collect sample material from the water which has recharged into the well case.

### Decontamination

All apparatus is brought to the site in clean and serviceable condition. The equipment is decontaminated after each use and before leaving the site. Effluent water from purging and on-site equipment cleaning is collected and transported to Shell's Martinez Manufacturing Complex in Martinez, California.

### Free Product Skimmer

The column headed, VOLUME OF IMMISCIBLES REMOVED (ml) is included in the TABLE OF WELL GAUGING DATA to cover situations where a free product skimming device must be removed from the well prior to gauging. Skimmers are installed in wells with a free product zone on the surface of the water. The skimmer is a free product recovery device which often prevents normal well gauging and free product zone measurements. The 2.0" and 3.0" PetroTraps fall into the category of devices that obstruct normal gauging. In cases where the consultant elects to have our personnel pull the skimmers out of the well and gauge the well, our personnel perform the additional task of draining the accumulated free product out of the PetroTrap before putting it back in the well. This

recovered free product is measured and logged in the VOLUME OF IMMISCIBLES REMOVED column. Gauging at such sites is performed in accordance with specific directions from the professional consulting firm overseeing work at the site on Shell's behalf.

### **Sample Containers**

Sample material is collected in specially prepared containers which are provided by the laboratory that performs the analyses.

### **Sampling**

Sample material is collected in stainless steel bailer type devices normally fitted with both a top and a bottom check valve. Water is promptly decanted into new sample containers in a manner which reduces the loss of volatile constituents and follows the applicable EPA standard for handling volatile organic and semi-volatile compounds.

Following collection, samples are promptly placed in an ice chest containing prefrozen blocks of an inert ice substitute such as Blue Ice or Super Ice. The samples are maintained in either an ice chest or a refrigerator until delivered into the custody of the laboratory.

### **Sample Designations**

All sample containers are identified with a site designation and a discrete sample identification number specific to that particular groundwater well. Additional standard notations (e.g. time, date, sampler) are also made on the label.

### **Chain of Custody**

Samples are continuously maintained in an appropriate cooled container while in our custody and until delivered to the laboratory under a standard Shell Oil Company chain of custody. If the samples are taken charge of by a different party (such as another person from our office, a courier, etc.) prior to being delivered to the laboratory, appropriate release and acceptance records are made on the chain of custody (time, date, and signature of the person releasing the samples followed by the time, date and signature of the person accepting custody of the samples).

## Hazardous Materials Testing Laboratory

The samples obtained at this site were delivered to National Environmental Testing, Inc. in Santa Rosa, California. NET is a California Department of Health Services certified Hazardous Materials Testing Laboratory and is listed as DOHS HMTL #1386.


### Objective Information Collection

Blaine Tech Services, Inc. performs specialized environmental sampling and documentation as an independent third party. In order to avoid compromising the objectivity necessary for the proper and disinterested performance of this work, Blaine Tech Services, Inc. performs no consulting and does not become involved in the marketing or installation of remedial systems of any kind. Blaine Tech Services, Inc. is concerned only with the generation of objective information, not with the use of that information to support evaluations and recommendations concerning the environmental condition of the site. Even the straightforward interpretation of objective analytical data is better performed by interested regulatory agencies, and those engineers and geologists who are engaged in the work of providing professional opinions about the site and proposals to perform additional investigation or design remedial systems.

### Reportage

Submission of this report and the attached laboratory report to interested regulatory agencies is handled by the consultant in charge of the project. Any professional evaluations or recommendations will be made by the consultant under separate cover.

Please call if we can be of any further assistance.

  
Richard C. Blaine

RCB/lp

attachments: table of well gauging data  
chain of custody  
certified analytical report

cc: Weiss Associates  
5500 Shellmound Street  
Emeryville, CA 94608-2411  
ATTN: Grady Glasser

### TABLE OF WELL GAUGING DATA

| WELL I.D. | DATA COLLECTION DATE | MEASUREMENT REFERENCED TO | QUALITATIVE OBSERVATIONS (sheen) | DEPTH TO FIRST IMMISCIBLES LIQUID (FPZ) (feet) | THICKNESS OF IMMISCIBLES LIQUID ZONE (feet) | VOLUME OF IMMISCIBLES REMOVED (ml) | DEPTH TO WATER (feet) | DEPTH TO WELL BOTTOM (feet) |
|-----------|----------------------|---------------------------|----------------------------------|--|---|------------------------------------|-----------------------|-----------------------------|
| MW-1      | 5/10/95              | TOC                       | --                               | NONE   | --  | --                                 | 11.88                 | 23.92                       |
| MW-2      | 5/10/95              | TOC                       | --                               | NONE   | --  | --                                 | 11.68                 | 23.90                       |
| MW-3      | 5/10/95              | TOC                       | --                               | NONE   | --  | --                                 | 10.76                 | 24.24                       |
| MW-4      | 5/10/95              | TOC                       | FREE PRODUCT                     | 11.84  | 0.06  | 80                                 | 11.90                 | --                          |
| MW-5 *    | 5/10/95              | TOC                       | --                               | NONE   | --  | --                                 | 10.16                 | 28.00                       |
| MW-6      | 5/10/95              | TOC                       | --                               | NONE   | --  | --                                 | 9.86                  | 23.72                       |
| T-1       | 5/10/95              | TOC                       | DRY                              | NONE   | --  | --                                 | --                    | 4.30                        |
| T-2       | 5/10/95              | TOC                       | DRY                              | NONE   | --  | --                                 | --                    | 8.18                        |

\* Sample DUP was a duplicate sample taken from well MW-5.



**SHELL OIL COMPANY**  
RETAIL ENVIRONMENTAL ENGINEERING - WEST

**CHAIN OF CUSTODY RECORD**

Serial No: 950510-H3

Date: 5/10/95  
Page 1 of 1

Site Address: 6039 College Ave., Oakland

WIC#: 204-5508-3301

Shell Engineer: Dan Kirk Phone No.: (510) 575-6168  
Fax #: 675-6160

Consultant Name & Address: Blaine Tech Services, Inc.  
985 Timothy Drive San Jose, CA 95133

Consultant Contact: Jim Keller Phone No.: (408) 995-5535  
Fax #: 293-8773

Comments:

Sampled by: TNH

Printed Name: TROY W. HORNER

**Analysis Required**

|                         |                            |                     |                              |                   |                                  |      |          |                |                  |               |
|-------------------------|----------------------------|---------------------|------------------------------|-------------------|----------------------------------|------|----------|----------------|------------------|---------------|
| TPH (EPA 8015 Mod. Gas) | TPH (EPA 8015 Mod. Diesel) | BTEX (EPA 8020/602) | Volatile Organics (EPA 8240) | Test for Disposal | Combination TPH 8015 & BTEX 8020 | SVOC | Asbestos | Container Size | Preparation Used | Composite Y/N |
|                         |                            |                     |                              |                   |                                  |      |          |                |                  |               |

*Handwritten notes in table:*  
 - Next to 'Combination TPH 8015 & BTEX 8020': Off per 8/18/95 10:00 AM (0.76 per Turn to JPL 5/10/95)  
 - Next to 'SVOC': 5000

LAB: NET

| CHECK ONE (1) BOX ONLY                                   | CI/DI | TURN AROUND TIME                                     |
|--|-------|--|
| Quarterly Monitoring <input checked="" type="checkbox"/> | 6441  | 24 hours <input type="checkbox"/>                    |
| Site Investigation <input type="checkbox"/>              | 6441  | 48 hours <input type="checkbox"/>                    |
| Soil Classify/Disposal <input type="checkbox"/>          | 6442  | 16 days <input checked="" type="checkbox"/> (Normal) |
| Water Classify/Disposal <input type="checkbox"/>         | 6443  | Other <input type="checkbox"/>                       |
| Soil/Air Rem. or Sys. O & M <input type="checkbox"/>     | 6443  |  |
| Water Rem. or Sys. O & M <input type="checkbox"/>        | 6443  |  |
| Other <input type="checkbox"/>                           |       |  |

NOTE: Notify Lab as soon as possible of 24/48 hr. TAT.

| Sample ID | Date | Sludge | Soil | Water | Air | No. of conds. | Analysis Required       |                            |                     |                              |                   |                                  |      |          |                |                  | MATERIAL DESCRIPTION | SAMPLE CONDITION/COMMENTS |
|-----------|------|--------|------|-------|-----|---------------|-------------------------|----------------------------|---------------------|------------------------------|-------------------|----------------------------------|------|----------|----------------|------------------|----------------------|---------------------------|
|           |      |        |      |       |     |               | TPH (EPA 8015 Mod. Gas) | TPH (EPA 8015 Mod. Diesel) | BTEX (EPA 8020/602) | Volatile Organics (EPA 8240) | Test for Disposal | Combination TPH 8015 & BTEX 8020 | SVOC | Asbestos | Container Size | Preparation Used |                      |                           |
| MW-1      | 5/10 |        |      | X     |     | 3             |                         |                            |                     |                              |                   |                                  |      |          |                |                  |                      |                           |
| MW-2      | 5/10 |        |      | X     |     | 3             |                         |                            |                     |                              |                   |                                  |      |          |                |                  |                      |                           |
| MW-3      | 5/10 |        |      | X     |     | 7             |                         |                            |                     |                              |                   |                                  |      |          |                |                  |                      |                           |
| MW-5      | 5/10 |        |      | X     |     | 3             |                         |                            |                     |                              |                   |                                  |      |          |                |                  |                      |                           |
| MW        |      |        |      |       |     |               |                         |                            |                     |                              |                   |                                  |      |          |                |                  |                      |                           |
| DUP       | 5/10 |        |      | X     |     | 3             |                         |                            |                     |                              |                   |                                  |      |          |                |                  |                      |                           |
| EB        | 5/10 |        |      | X     |     | 3             |                         |                            |                     |                              |                   |                                  |      |          |                |                  |                      |                           |
| TD        | 5/10 |        |      | X     |     | 2             |                         |                            |                     |                              |                   |                                  |      |          |                |                  |                      |                           |

CUSTODY SEALED  
 5/11/95  
 Seal Intact  
*[Signature]*

|   |                                     |                   |  |                                 |                      |
|---|-------------------------------------|-------------------|--|---------------------------------|----------------------|
| Relinquished By (signature): <i>[Signature]</i> | Printed Name: <u>TROY W. HORNER</u> | Date: <u>5/11</u> | Received (signature): <i>[Signature]</i> | Printed Name: <u>P. LUMBER</u>  | Date: <u>5/11</u>    |
| Relinquished By (signature): <i>[Signature]</i> | Printed Name: <u>P. LUMBER</u>      | Date: <u>5/11</u> | Received (signature): <i>[Signature]</i> | Printed Name: <u>PAM GREENE</u> | Date: <u>5-12-95</u> |
| Relinquished By (signature):                    | Printed Name:                       | Date:             | Received (signature):                    | Printed Name:                   | Date:                |

THE LABORATORY MUST PROVIDE A COPY OF THIS CHAIN-OF-CUSTODY WITH INVOICE AND RESULTS

VIA: NCS



NATIONAL  
ENVIRONMENTAL  
TESTING, INC.

Santa Rosa Division  
3636 North Laughlin Road  
Suite 110  
Santa Rosa, CA 95403-8226  
Tel: (707) 526-7200  
Fax: (707) 541-2333

Jim Keller  
Blaine Tech Services  
985 Timothy Dr.  
San Jose, CA 95133

Date: 05/26/1995  
NET Client Acct. No: 1821  
NET Job No: 95.01898  
Received: 05/12/1995

Client Reference Information

Shell 6039 College Ave., Oakland, CA/950510-H3

Sample analysis in support of the project referenced above has been completed and results are presented on following pages. Results apply only to the samples analyzed. Reproduction of this report is permitted only in its entirety. Please refer to the enclosed "Key to Abbreviations" for definition of terms. Should you have questions regarding procedures or results, please feel welcome to contact Client Services.

Approved by:

*Ken Larson*

Ken Larson  
Division Manager

  
Jennifer L. Roseberry  
Project Manager

Enclosure (s)





Client Name: Blaine Tech Services  
Client Acct: 1821  
NET Job No: 95.01898

Date: 05/26/1995  
ELAP Cert: 1386  
Page: 2

Ref: Shell 6039 College Ave., Oakland, CA/950510-H3

SAMPLE DESCRIPTION: MW-1

Date Taken: 05/10/1995

Time Taken:

NET Sample No: 241756

| Parameter                  | Results | Flags | Reporting |        | Method     | Date      | Date       | Run       |
|----------------------------|---------|-------|-----------|--------|------------|-----------|------------|-----------|
|                            |         |       | Limit     | Units  |            | Extracted | Analyzed   | Batch No. |
| METHOD 5030/8015-M (Shell) |         |       |           |        |            |           |            |           |
| DILUTION FACTOR*           | 1       |       |           |        |            |           | 05/17/1995 | 2838      |
| Purgeable TPH              | ND      |       | 50        | ug/L   | 5030/M8015 |           | 05/17/1995 | 2838      |
| Carbon Range: C6 to C12    | --      |       |           |        |            |           | 05/17/1995 | 2838      |
| METHOD 8020 (GC, Liquid)   | --      |       |           |        |            |           | 05/17/1995 | 2838      |
| Benzene                    | ND      |       | 0.5       | ug/L   | 8020       |           | 05/17/1995 | 2838      |
| Toluene                    | ND      |       | 0.5       | ug/L   | 8020       |           | 05/17/1995 | 2838      |
| Ethylbenzene               | ND      |       | 0.5       | ug/L   | 8020       |           | 05/17/1995 | 2838      |
| Xylenes (Total)            | ND      |       | 0.5       | ug/L   | 8020       |           | 05/17/1995 | 2838      |
| SURROGATE RESULTS          | --      |       |           |        |            |           | 05/17/1995 | 2838      |
| Bromofluorobenzene (SURR)  | 78      |       |           | * Rec. | 8020       |           | 05/17/1995 | 2838      |

NOTE: Results apply only to the samples analyzed. Reproduction of this report is permitted only in its entirety.





Client Name: Blaine Tech Services  
Client Acct: 1821  
NET Job No: 95.01898

Date: 05/26/1995  
ELAP Cert: 1386  
Page: 3

Ref: Shell 6039 College Ave., Oakland, CA/950510-H3

SAMPLE DESCRIPTION: MW-2

Date Taken: 05/10/1995

Time Taken:

NET Sample No: 241757

| Parameter                  | Results | Flags | Reporting<br>Limit | Units  | Method     | Date<br>Extracted | Date<br>Analyzed | Run<br>Batch<br>No. |
|----------------------------|---------|-------|--------------------|--------|------------|-------------------|------------------|---------------------|
| METHOD 5030/8015-M (Shell) |         |       |                    |        |            |                   |                  |                     |
| DILUTION FACTOR*           | 1       |       |                    |        |            |                   | 05/17/1995       | 2838                |
| Purgeable TPH              | ND      |       | 50                 | ug/L   | 5030/M8015 |                   | 05/17/1995       | 2838                |
| Carbon Range: C6 to C12    | --      |       |                    |        |            |                   | 05/17/1995       | 2838                |
| METHOD 8020 (GC, Liquid)   | --      |       |                    |        |            |                   | 05/17/1995       | 2838                |
| Benzene                    | ND      |       | 0.5                | ug/L   | 8020       |                   | 05/17/1995       | 2838                |
| Toluene                    | ND      |       | 0.5                | ug/L   | 8020       |                   | 05/17/1995       | 2838                |
| Ethylbenzene               | ND      |       | 0.5                | ug/L   | 8020       |                   | 05/17/1995       | 2838                |
| Xylenes (Total)            | ND      |       | 0.5                | ug/L   | 8020       |                   | 05/17/1995       | 2838                |
| SURROGATE RESULTS          | --      |       |                    |        |            |                   | 05/17/1995       | 2838                |
| Bromofluorobenzene (SURR)  | 84      |       |                    | % Rec. | 8020       |                   | 05/17/1995       | 2838                |

NOTE: Results apply only to the samples analyzed. Reproduction of this report is permitted only in its entirety.



Client Name: Blaine Tech Services  
Client Acct: 1821  
NET Job No: 95.01698

Date: 05/26/1995  
ELAP Cert: 1386  
Page: 4

Ref: Shell 6039 College Ave., Oakland, CA/950510-H3

SAMPLE DESCRIPTION: MW-5

Date Taken: 05/10/1995

Time Taken:

NET Sample No: 241758

| Parameter                  | Results | Flags | Reporting<br>Limit | Units  | Method     | Date<br>Extracted | Date<br>Analyzed | Run<br>Batch<br>No. |
|----------------------------|---------|-------|--------------------|--------|------------|-------------------|------------------|---------------------|
| METHOD 5030/8015-M (Shell) |         |       |                    |        |            |                   |                  |                     |
| DILUTION FACTOR*           | 1       |       |                    |        |            |                   | 05/20/1995       | 2848                |
| Purgeable TPH              | ND      |       | 50                 | ug/L   | 5030/M8015 |                   | 05/20/1995       | 2848                |
| Carbon Range: C6 to C12    | --      |       |                    |        |            |                   | 05/20/1995       | 2848                |
| METHOD 8020 (GC, Liquid)   | --      |       |                    |        |            |                   | 05/20/1995       | 2848                |
| Benzene                    | ND      |       | 0.5                | ug/L   | 8020       |                   | 05/20/1995       | 2848                |
| Toluene                    | ND      |       | 0.5                | ug/L   | 8020       |                   | 05/20/1995       | 2848                |
| Ethylbenzene               | ND      |       | 0.5                | ug/L   | 8020       |                   | 05/20/1995       | 2848                |
| Xylenes (Total)            | ND      |       | 0.5                | ug/L   | 8020       |                   | 05/20/1995       | 2848                |
| SURROGATE RESULTS          | --      |       |                    |        |            |                   | 05/20/1995       | 2848                |
| Bromofluorobenzene (SURR)  | 70      |       |                    | µ Rec. | 8020       |                   | 05/20/1995       | 2848                |

NOTE: Results apply only to the samples analyzed. Reproduction of this report is permitted only in its entirety.



Client Name: Blaine Tech Services  
Client Acct: 1821  
NET Job No: 95.01898

Date: 05/26/1995  
ELAP Cert: 1386  
Page: 5

Ref: Shell 6039 College Ave., Oakland, CA/950510-H3

SAMPLE DESCRIPTION: MW-3

Date Taken: 05/10/1995

Time Taken:

NET Sample No: 241759

| Parameter                  | Results | Flags | Reporting |        |            | Date      | Date       | Run       |
|----------------------------|---------|-------|-----------|--------|------------|-----------|------------|-----------|
|                            |         |       | Limit     | Units  | Method     | Extracted | Analyzed   | Batch No. |
| Oil & Grease (Total)       | ND      |       | 5,000     | ug/L   | 5520B      |           | 05/20/1995 | 330       |
| Oil & Grease (Non-Polar)   | ND      |       | 5,000     | ug/L   | 5520B/F    |           | 05/20/1995 | 312       |
| METHOD 5030/8015-M (Shell) |         |       |           |        |            |           |            |           |
| DILUTION FACTOR*           | 1       |       |           |        |            |           | 05/17/1995 | 2838      |
| Purgeable TPH              | 460     |       | 50        | ug/L   | 5030/M8015 |           | 05/17/1995 | 2838      |
| Carbon Range: C6 to C12    | --      |       |           |        |            |           | 05/17/1995 | 2838      |
| METHOD 8020 (GC, Liquid)   |         |       |           |        |            |           |            |           |
| Benzene                    | 97      | FC    | 0.5       | ug/L   | 8020       |           | 05/18/1995 | 2841      |
| Toluene                    | 10      |       | 0.5       | ug/L   | 8020       |           | 05/17/1995 | 2838      |
| Ethylbenzene               | 1.0     |       | 0.5       | ug/L   | 8020       |           | 05/17/1995 | 2838      |
| Xylenes (Total)            | 19      |       | 0.5       | ug/L   | 8020       |           | 05/17/1995 | 2838      |
| SURROGATE RESULTS          |         |       |           |        |            |           |            |           |
| Bromofluorobenzene (SURR)  | 91      |       |           | % Rec. | 8020       |           | 05/17/1995 | 2838      |

FC : Compound quantitated at a 10X dilution factor.

NOTE: Results apply only to the samples analyzed. Reproduction of this report is permitted only in its entirety.



Client Name: Blaine Tech Services  
Client Acct: 1821  
NET Job No: 95.01898

Date: 05/26/1995  
ELAP Cert: 1386  
Page: 6

Ref: Shell 6039 College Ave., Oakland, CA/950510-H3

SAMPLE DESCRIPTION: MW-3

Date Taken: 05/10/1995

Time Taken:

NET Sample No: 241759

| Parameter                   | Results | Flags | Reporting |       | Method | Date       | Date       | Run   |
|-----------------------------|---------|-------|-----------|-------|--------|------------|------------|-------|
|                             |         |       | Limit     | Units |        | Extracted  | Analyzed   | Batch |
| METHOD 8270(GCMS,Liquid)    |         |       |           |       |        | 05/16/1995 |            |       |
| DILUTION FACTOR*            | 1       |       |           |       |        |            | 05/22/1995 | 687   |
| Acenaphthene                | ND      |       | 10        | ug/L  | 8270   |            | 05/22/1995 | 687   |
| Acenaphthylene              | ND      |       | 10        | ug/L  | 8270   |            | 05/22/1995 | 687   |
| Aldrin                      | ND      |       | 50        | ug/L  | 8270   |            | 05/22/1995 | 687   |
| Anthracene                  | ND      |       | 10        | ug/L  | 8270   |            | 05/22/1995 | 687   |
| Benzidine                   | ND      |       | 44        | ug/L  | 8270   |            | 05/22/1995 | 687   |
| Benzo(a)anthracene          | ND      |       | 10        | ug/L  | 8270   |            | 05/22/1995 | 687   |
| Benzo(b)fluoranthene        | ND      |       | 10        | ug/L  | 8270   |            | 05/22/1995 | 687   |
| Benzo(k)fluoranthene        | ND      |       | 10        | ug/L  | 8270   |            | 05/22/1995 | 687   |
| Benzo(a)pyrene              | ND      |       | 10        | ug/L  | 8270   |            | 05/22/1995 | 687   |
| Benzo(g,h,i)perylene        | ND      |       | 10        | ug/L  | 8270   |            | 05/22/1995 | 687   |
| Benzoic acid                | ND      |       | 50        | ug/L  | 8270   |            | 05/22/1995 | 687   |
| Benzyl alcohol              | ND      |       | 10        | ug/L  | 8270   |            | 05/22/1995 | 687   |
| Butyl benzyl phthalate      | ND      |       | 10        | ug/L  | 8270   |            | 05/22/1995 | 687   |
| delta-BHC                   | ND      |       | 50        | ug/L  | 8270   |            | 05/22/1995 | 687   |
| gamma-BHC                   | ND      |       | 50        | ug/L  | 8270   |            | 05/22/1995 | 687   |
| bis(2-Chloroethyl)ether     | ND      |       | 10        | ug/L  | 8270   |            | 05/22/1995 | 687   |
| bis(2-Chloroethoxy)methane  | ND      |       | 10        | ug/L  | 8270   |            | 05/22/1995 | 687   |
| bis(2-Chloroisopropyl)ether | ND      |       | 10        | ug/L  | 8270   |            | 05/22/1995 | 687   |
| bis(2-Ethylhexyl)phthalate  | ND      |       | 10        | ug/L  | 8270   |            | 05/22/1995 | 687   |
| 4-Bromophenyl phenyl ether  | ND      |       | 10        | ug/L  | 8270   |            | 05/22/1995 | 687   |
| 4-Chloroaniline             | ND      |       | 10        | ug/L  | 8270   |            | 05/22/1995 | 687   |
| 2-Chloronaphthalene         | ND      |       | 10        | ug/L  | 8270   |            | 05/22/1995 | 687   |
| 4-Chlorophenyl phenyl ether | ND      |       | 10        | ug/L  | 8270   |            | 05/22/1995 | 687   |
| Chrysene                    | ND      |       | 10        | ug/L  | 8270   |            | 05/22/1995 | 687   |
| 4,4'-DDD                    | ND      |       | 50        | ug/L  | 8270   |            | 05/22/1995 | 687   |
| 4,4'-DDE                    | ND      |       | 50        | ug/L  | 8270   |            | 05/22/1995 | 687   |
| 4,4'-DDT                    | ND      |       | 50        | ug/L  | 8270   |            | 05/22/1995 | 687   |
| Dibenzo(a,h)anthracene      | ND      |       | 10        | ug/L  | 8270   |            | 05/22/1995 | 687   |
| Dibenzofuran                | ND      |       | 10        | ug/L  | 8270   |            | 05/22/1995 | 687   |
| Di-n-butylphthalate         | ND      |       | 10        | ug/L  | 8270   |            | 05/22/1995 | 687   |
| 1,2-Dichlorobenzene         | ND      |       | 10        | ug/L  | 8270   |            | 05/22/1995 | 687   |
| 1,3-Dichlorobenzene         | ND      |       | 10        | ug/L  | 8270   |            | 05/22/1995 | 687   |
| 1,4-Dichlorobenzene         | ND      |       | 10        | ug/L  | 8270   |            | 05/22/1995 | 687   |
| 3,3'-Dichlorobenzidine      | ND      |       | 20        | ug/L  | 8270   |            | 05/22/1995 | 687   |
| Dieldrin                    | ND      |       | 50        | ug/L  | 8270   |            | 05/22/1995 | 687   |
| Diethylphthalate            | ND      |       | 10        | ug/L  | 8270   |            | 05/22/1995 | 687   |
| Dimethyl phthalate          | ND      |       | 10        | ug/L  | 8270   |            | 05/22/1995 | 687   |
| 2,4-Dinitrotoluene          | ND      |       | 10        | ug/L  | 8270   |            | 05/22/1995 | 687   |
| 2,6-Dinitrotoluene          | ND      |       | 10        | ug/L  | 8270   |            | 05/22/1995 | 687   |
| Di-n-octyl phthalate        | ND      |       | 10        | ug/L  | 8270   |            | 05/22/1995 | 687   |

NOTE: Results apply only to the samples analyzed. Reproduction of this report is permitted only in its entirety.



Client Name: Blaine Tech Services  
Client Acct: 1821  
NET Job No: 95.01898

Date: 05/26/1995  
ELAP Cert: 1386  
Page: 7

Ref: Shell 6039 College Ave., Oakland, CA/950510-H3

SAMPLE DESCRIPTION: MW-3

Date Taken: 05/10/1995

Time Taken:

NET Sample No: 241759

| Parameter                  | Results | Flags | Reporting |        |        | Date      | Date       | Run       |
|----------------------------|---------|-------|-----------|--------|--------|-----------|------------|-----------|
|                            |         |       | Limit     | Units  | Method | Extracted | Analyzed   | Batch No. |
| Endrin aldehyde            | ND      |       | 50        | ug/L   | 8270   |           | 05/22/1995 | 687       |
| Fluoranthene               | ND      |       | 10        | ug/L   | 8270   |           | 05/22/1995 | 687       |
| Fluorene                   | ND      |       | 10        | ug/L   | 8270   |           | 05/22/1995 | 687       |
| Heptachlor                 | ND      |       | 50        | ug/L   | 8270   |           | 05/22/1995 | 687       |
| Heptachlor epoxide         | ND      |       | 50        | ug/L   | 8270   |           | 05/22/1995 | 687       |
| Hexachlorobenzene          | ND      |       | 10        | ug/L   | 8270   |           | 05/22/1995 | 687       |
| Hexachlorobutadiene        | ND      |       | 10        | ug/L   | 8270   |           | 05/22/1995 | 687       |
| Hexachlorocyclopentadiene  | ND      |       | 10        | ug/L   | 8270   |           | 05/22/1995 | 687       |
| Hexachloroethane           | ND      |       | 10        | ug/L   | 8270   |           | 05/22/1995 | 687       |
| Indeno(1,2,3-cd)pyrene     | ND      |       | 10        | ug/L   | 8270   |           | 05/22/1995 | 687       |
| Isophorone                 | ND      |       | 10        | ug/L   | 8270   |           | 05/22/1995 | 687       |
| 2-Methylnaphthalene        | ND      |       | 10        | ug/L   | 8270   |           | 05/22/1995 | 687       |
| Naphthalene                | ND      |       | 10        | ug/L   | 8270   |           | 05/22/1995 | 687       |
| 2-Nitroaniline             | ND      |       | 50        | ug/L   | 8270   |           | 05/22/1995 | 687       |
| 3-Nitroaniline             | ND      |       | 50        | ug/L   | 8270   |           | 05/22/1995 | 687       |
| 4-Nitroaniline             | ND      |       | 50        | ug/L   | 8270   |           | 05/22/1995 | 687       |
| Nitrobenzene               | ND      |       | 10        | ug/L   | 8270   |           | 05/22/1995 | 687       |
| N-Nitroso-Di-N-propylamine | ND      |       | 10        | ug/L   | 8270   |           | 05/22/1995 | 687       |
| N-Nitrosodiphenylamine     | ND      |       | 10        | ug/L   | 8270   |           | 05/22/1995 | 687       |
| Phenanthrene               | ND      |       | 10        | ug/L   | 8270   |           | 05/22/1995 | 687       |
| Pyrene                     | ND      |       | 10        | ug/L   | 8270   |           | 05/22/1995 | 687       |
| 1,2,4-Trichlorobenzene     | ND      |       | 10        | ug/L   | 8270   |           | 05/22/1995 | 687       |
| ACID EXTRACTABLES          | --      |       |           |        |        |           | 05/22/1995 | 687       |
| 4-Chloro-3-methylphenol    | ND      |       | 10        | ug/L   | 8270   |           | 05/22/1995 | 687       |
| 2-Chlorophenol             | ND      |       | 10        | ug/L   | 8270   |           | 05/22/1995 | 687       |
| 2,4-Dichlorophenol         | ND      |       | 10        | ug/L   | 8270   |           | 05/22/1995 | 687       |
| 2,4-Dimethylphenol         | ND      |       | 10        | ug/L   | 8270   |           | 05/22/1995 | 687       |
| 2,4-Dinitrophenol          | ND      |       | 50        | ug/L   | 8270   |           | 05/22/1995 | 687       |
| 4,6-Dinitro-2-methylphenol | ND      |       | 50        | ug/L   | 8270   |           | 05/22/1995 | 687       |
| 2-Nitrophenol              | ND      |       | 10        | ug/L   | 8270   |           | 05/22/1995 | 687       |
| 4-Nitrophenol              | ND      |       | 50        | ug/L   | 8270   |           | 05/22/1995 | 687       |
| Pentachlorophenol          | ND      |       | 50        | ug/L   | 8270   |           | 05/22/1995 | 687       |
| Phenol                     | ND      |       | 10        | ug/L   | 8270   |           | 05/22/1995 | 687       |
| 2,4,6-Trichlorophenol      | ND      |       | 10        | ug/L   | 8270   |           | 05/22/1995 | 687       |
| 2-Methylphenol             | ND      |       | 10        | ug/L   | 8270   |           | 05/22/1995 | 687       |
| 4-Methylphenol             | ND      |       | 10        | ug/L   | 8270   |           | 05/22/1995 | 687       |
| 2,4,5-Trichlorophenol      | ND      |       | 50        | ug/L   | 8270   |           | 05/22/1995 | 687       |
| SURROGATE RESULTS          | --      |       |           |        |        |           | 05/22/1995 | 687       |
| Nitrobenzene-d5 (SURR)     | 72      |       |           | % Rec. | 8270   |           | 05/22/1995 | 687       |
| 2-Fluorobiphenyl (SURR)    | 58      |       |           | % Rec. | 8270   |           | 05/22/1995 | 687       |
| p-Terphenyl-d14 (SURR)     | 48      |       |           | % Rec. | 8270   |           | 05/22/1995 | 687       |
| Phenol-d5 (SURR)           | 31      |       |           | % Rec. | 8270   |           | 05/22/1995 | 687       |

NOTE: Results apply only to the samples analyzed. Reproduction of this report is permitted only in its entirety.



Client Name: Blaine Tech Services

Client Acct: 1821

NET Job No: 95.01898

Date: 05/26/1995

ELAP Cert: 1386

Page: 8

Ref: Shell 6039 College Ave., Oakland, CA/950510-H3

SAMPLE DESCRIPTION: MW-3

Date Taken: 05/10/1995

Time Taken:

NET Sample No: 241759

| Parameter                   | Results | Flags | Reporting |        | Method | Date      | Date       | Run       |
|-----------------------------|---------|-------|-----------|--------|--------|-----------|------------|-----------|
|                             |         |       | Limit     | Units  |        | Extracted | Analyzed   | Batch No. |
| 2-Fluorophenol (SURR)       | 43      |       |           | % Rec. | 8270   |           | 05/22/1995 | 687       |
| 2,4,6-Tribromophenol (SURR) | 57      |       |           | % Rec. | 8270   |           | 05/22/1995 | 687       |

NOTE: Results apply only to the samples analyzed. Reproduction of this report is permitted only in its entirety.



Client Name: Blaine Tech Services  
Client Acct: 1821  
NET Job No: 95.01898

Date: 05/26/1995  
ELAP Cert: 1386  
Page: 9

Ref: Shell 6039 College Ave., Oakland, CA/950510-H3

SAMPLE DESCRIPTION: DUP

Date Taken: 05/10/1995

Time Taken:

NET Sample No: 241760

| Parameter                  | Results | Flags | Reporting Limit | Units  | Method     | Date Extracted | Date Analyzed | Run Batch No. |
|----------------------------|---------|-------|-----------------|--------|------------|----------------|---------------|---------------|
| METHOD 5030/8015-M (Shell) |         |       |                 |        |            |                |               |               |
| DILUTION FACTOR*           | 1       |       |                 |        |            |                | 05/17/1995    | 2838          |
| Purgeable TPH              | ND      |       | 50              | ug/L   | 5030/M8015 |                | 05/17/1995    | 2838          |
| Carbon Range: C6 to C12    | --      |       |                 |        |            |                | 05/17/1995    | 2838          |
| METHOD 8020 (GC, Liquid)   | --      |       |                 |        |            |                | 05/17/1995    | 2838          |
| Benzene                    | ND      |       | 0.5             | ug/L   | 8020       |                | 05/17/1995    | 2838          |
| Toluene                    | ND      |       | 0.5             | ug/L   | 8020       |                | 05/17/1995    | 2838          |
| Ethylbenzene               | ND      |       | 0.5             | ug/L   | 8020       |                | 05/17/1995    | 2838          |
| Xylenes (Total)            | ND      |       | 0.5             | ug/L   | 8020       |                | 05/17/1995    | 2838          |
| SURROGATE RESULTS          | --      |       |                 |        |            |                | 05/17/1995    | 2838          |
| Bromofluorobenzene (SURR)  | 86      |       |                 | % Rec. | 8020       |                | 05/17/1995    | 2838          |

NOTE: Results apply only to the samples analyzed. Reproduction of this report is permitted only in its entirety.



Client Name: Blaine Tech Services  
Client Acct: 1821  
NET Job No: 95.0189B

Date: 05/26/1995  
ELAP Cert: 1386  
Page: 10

Ref: Shell 6039 College Ave., Oakland, CA/950510-H3

SAMPLE DESCRIPTION: EB

Date Taken: 05/10/1995

Time Taken:

NET Sample No: 241761

| Parameter                  | Results | Flags | Reporting |        | Method     | Date      | Date       | Run   |
|----------------------------|---------|-------|-----------|--------|------------|-----------|------------|-------|
|                            |         |       | Limit     | Units  |            | Extracted | Analyzed   | Batch |
| METHOD 5030/8015-M (Shell) |         |       |           |        |            |           |            |       |
| DILUTION FACTOR*           | 1       |       |           |        |            |           | 05/17/1995 | 2838  |
| Purgeable TPH              | ND      |       | 50        | ug/L   | 5030/M8015 |           | 05/17/1995 | 2838  |
| Carbon Range: C6 to C12    | --      |       |           |        |            |           | 05/17/1995 | 2838  |
| METHOD 8020 (GC, Liquid)   | --      |       |           |        |            |           | 05/17/1995 | 2838  |
| Benzene                    | ND      |       | 0.5       | ug/L   | 8020       |           | 05/17/1995 | 2838  |
| Toluene                    | ND      |       | 0.5       | ug/L   | 8020       |           | 05/17/1995 | 2838  |
| Ethylbenzene               | ND      |       | 0.5       | ug/L   | 8020       |           | 05/17/1995 | 2838  |
| Xylenes (Total)            | ND      |       | 0.5       | ug/L   | 8020       |           | 05/17/1995 | 2838  |
| SURROGATE RESULTS          | --      |       |           |        |            |           | 05/17/1995 | 2838  |
| Bromofluorobenzene (SURR)  | 76      |       |           | % Rec. | 8020       |           | 05/17/1995 | 2838  |

NOTE: Results apply only to the samples analyzed. Reproduction of this report is permitted only in its entirety.





Client Name: Blaine Tech Services  
Client Acct: 1821  
NET Job No: 95.01898

Date: 05/26/1995  
ELAP Cert: 1386  
Page: 11

Ref: Shell 6039 College Ave., Oakland, CA/950510-H3

SAMPLE DESCRIPTION: TB

Date Taken: 05/10/1995

Time Taken:

NET Sample No: 241762

| Parameter                  | Results | Flags | Reporting |        | Method     | Date      | Date       | Run   |
|----------------------------|---------|-------|-----------|--------|------------|-----------|------------|-------|
|                            |         |       | Limit     | Units  |            | Extracted | Analyzed   | Batch |
| METHOD 5030/8015-M (Shell) |         |       |           |        |            |           |            |       |
| DILUTION FACTOR*           | 1       |       |           |        |            |           | 05/17/1995 | 2838  |
| Purgeable TPH              | ND      |       | 50        | ug/L   | 5030/M8015 |           | 05/17/1995 | 2838  |
| Carbon Range: C6 to C12    | --      |       |           |        |            |           | 05/17/1995 | 2838  |
| METHOD 8020 (GC, Liquid)   | --      |       |           |        |            |           | 05/17/1995 | 2838  |
| Benzene                    | ND      |       | 0.5       | ug/L   | 8020       |           | 05/17/1995 | 2838  |
| Toluene                    | ND      |       | 0.5       | ug/L   | 8020       |           | 05/17/1995 | 2838  |
| Ethylbenzene               | ND      |       | 0.5       | ug/L   | 8020       |           | 05/17/1995 | 2838  |
| Xylenes (Total)            | ND      |       | 0.5       | ug/L   | 8020       |           | 05/17/1995 | 2838  |
| SURROGATE RESULTS          | --      |       |           |        |            |           | 05/17/1995 | 2838  |
| Bromofluorobenzene (SURR)  | 77      |       |           | ‡ Rec. | 8020       |           | 05/17/1995 | 2838  |

NOTE: Results apply only to the samples analyzed. Reproduction of this report is permitted only in its entirety.



Client Name: Elaine Tech Services  
Client Acct: 1821  
NET Job No: 95.01898

Date: 05/26/1995  
ELAP Cert: 1386  
Page: 12

Ref: Shell 6039 College Ave., Oakland, CA/950510-H3

## CONTINUING CALIBRATION VERIFICATION STANDARD REPORT

| Parameter                  | CCV                        | CCV                   | CCV                      | Units  | Date Analyzed | Run              |              |
|----------------------------|----------------------------|-----------------------|--------------------------|--------|---------------|------------------|--------------|
|                            | Standard Amount % Recovery | Standard Amount Found | Standard Amount Expected |        |               | Analyst Initials | Batch Number |
| METHOD 5030/8015-M (Shell) |                            |                       |                          |        |               |                  |              |
| Purgeable TPH              | 102.0                      | 0.51                  | 0.50                     | mg/L   | 05/17/1995    | aal              | 2838         |
| Benzene                    | 90.6                       | 4.53                  | 5.00                     | ug/L   | 05/17/1995    | aal              | 2838         |
| Toluene                    | 95.2                       | 4.76                  | 5.00                     | ug/L   | 05/17/1995    | aal              | 2838         |
| Ethylbenzene               | 89.0                       | 4.45                  | 5.00                     | ug/L   | 05/17/1995    | aal              | 2838         |
| Xylenes (Total)            | 100.0                      | 15.0                  | 15.0                     | ug/L   | 05/17/1995    | aal              | 2838         |
| Bromofluorobenzene (SURR)  | 93.0                       | 93                    | 100                      | % Rec. | 05/17/1995    | aal              | 2838         |
| METHOD 5030/8015-M (Shell) |                            |                       |                          |        |               |                  |              |
| Purgeable TPH              | 98.8                       | 0.494                 | 0.50                     | mg/L   | 05/18/1995    | lss              | 2841         |
| Benzene                    | 100.6                      | 5.03                  | 5.00                     | ug/L   | 05/18/1995    | lss              | 2841         |
| Toluene                    | 92.2                       | 4.61                  | 5.00                     | ug/L   | 05/18/1995    | lss              | 2841         |
| Ethylbenzene               | 95.8                       | 4.79                  | 5.00                     | ug/L   | 05/18/1995    | lss              | 2841         |
| Xylenes (Total)            | 96.7                       | 14.5                  | 15.0                     | ug/L   | 05/18/1995    | lss              | 2841         |
| Bromofluorobenzene (SURR)  | 107.0                      | 107                   | 100                      | % Rec. | 05/18/1995    | lss              | 2841         |
| METHOD 5030/8015-M (Shell) |                            |                       |                          |        |               |                  |              |
| Purgeable TPH              | 104.0                      | 0.52                  | 0.50                     | mg/L   | 05/20/1995    | lss              | 2848         |
| Benzene                    | 100.6                      | 5.03                  | 5.00                     | ug/L   | 05/20/1995    | lss              | 2848         |
| Toluene                    | 94.4                       | 4.72                  | 5.00                     | ug/L   | 05/20/1995    | lss              | 2848         |
| Ethylbenzene               | 95.6                       | 4.78                  | 5.00                     | ug/L   | 05/20/1995    | lss              | 2848         |
| Xylenes (Total)            | 90.0                       | 13.5                  | 15.0                     | ug/L   | 05/20/1995    | lss              | 2848         |
| Bromofluorobenzene (SURR)  | 84.0                       | 84                    | 100                      | % Rec. | 05/20/1995    | lss              | 2848         |

NOTE: Results apply only to the samples analyzed. Reproduction of this report is permitted only in its entirety.



Client Name: Blaine Tech Services  
Client Acct: 1821  
NET Job No: 95.01898

Date: 05/26/1995  
ELAP Cert: 1386  
Page: 13

Ref: Shell 6039 College Ave., Oakland, CA/950510-H3

## CONTINUING CALIBRATION VERIFICATION STANDARD REPORT

| Parameter                   | CCV<br>Standard<br>% Recovery | CCV<br>Standard<br>Amount<br>Found | CCV<br>Standard<br>Amount<br>Expected | Units  | Date<br>Analyzed | Analyst<br>Initials | Run<br>Batch<br>Number |
|-----------------------------|-------------------------------|------------------------------------|---------------------------------------|--------|------------------|---------------------|------------------------|
| METHOD 8270 (GCMS, Liquid)  |                               |                                    |                                       |        |                  |                     |                        |
| Acenaphthene                | 100.8                         | 50.4                               | 50.0                                  | ug/L   | 05/22/1995       | gec                 | 687                    |
| Benzo(a)pyrene              | 98.2                          | 49.1                               | 50.0                                  | ug/L   | 05/22/1995       | gec                 | 687                    |
| 1,4-Dichlorobenzene         | 93.8                          | 46.9                               | 50.0                                  | ug/L   | 05/22/1995       | gec                 | 687                    |
| Di-n-octyl phthalate        | 90.4                          | 45.2                               | 50.0                                  | ug/L   | 05/22/1995       | gec                 | 687                    |
| Fluoranthene                | 95.8                          | 47.9                               | 50.0                                  | ug/L   | 05/22/1995       | gec                 | 687                    |
| Hexachlorobutadiene         | 89.8                          | 44.9                               | 50.0                                  | ug/L   | 05/22/1995       | gec                 | 687                    |
| N-Nitrosodiphenylamine      | 90.0                          | 45.0                               | 50.0                                  | ug/L   | 05/22/1995       | gec                 | 687                    |
| 4-Chloro-3-methylphenol     | 100.0                         | 50.0                               | 50.0                                  | ug/L   | 05/22/1995       | gec                 | 687                    |
| 2,4-Dichlorophenol          | 91.4                          | 45.7                               | 50.0                                  | ug/L   | 05/22/1995       | gec                 | 687                    |
| 2-Nitrophenol               | 103.2                         | 51.6                               | 50.0                                  | ug/L   | 05/22/1995       | gec                 | 687                    |
| Pentachlorophenol           | 91.2                          | 45.6                               | 50.0                                  | ug/L   | 05/22/1995       | gec                 | 687                    |
| Phenol                      | 106.6                         | 53.3                               | 50.0                                  | ug/L   | 05/22/1995       | gec                 | 687                    |
| 2,4,6-Trichlorophenol       | 101.6                         | 50.8                               | 50.0                                  | ug/L   | 05/22/1995       | gec                 | 687                    |
| Nitrobenzene-d5 (SURR)      | 99.0                          | 99                                 | 100                                   | % Rec. | 05/22/1995       | gec                 | 687                    |
| 2-Fluorobiphenyl (SURR)     | 99.0                          | 99                                 | 100                                   | % Rec. | 05/22/1995       | gec                 | 687                    |
| p-Terphenyl-d14 (SURR)      | 103.0                         | 103                                | 100                                   | % Rec. | 05/22/1995       | gec                 | 687                    |
| Phenol-d5 (SURR)            | 110.0                         | 110                                | 100                                   | % Rec. | 05/22/1995       | gec                 | 687                    |
| 2-Fluorophenol (SURR)       | 115.0                         | 115                                | 100                                   | % Rec. | 05/22/1995       | gec                 | 687                    |
| 2,4,6-Tribromophenol (SURR) | 115.0                         | 115                                | 100                                   | % Rec. | 05/22/1995       | gec                 | 687                    |

NOTE: Results apply only to the samples analyzed. Reproduction of this report is permitted only in its entirety.



Client Name: Blaine Tech Services  
Client Acct: 1821  
NET Job No: 95.01898

Date: 05/26/1995  
ELAP Cert: 1386  
Page: 14

Ref: Shell 6039 College Ave., Oakland, CA/950510-H3

## METHOD BLANK REPORT

| Parameter                  | Method | Reporting    |       | Date     | Analyst    | Run          |
|----------------------------|--------|--------------|-------|----------|------------|--------------|
|                            | Blank  | Amount Found | Limit | Analyzed | Initials   | Batch Number |
| Oil & Grease (Total)       | ND     |              | 5     | mg/L     | 05/20/1995 | vah 330      |
| Oil & Grease (Non-Polar)   | ND     |              | 5     | mg/L     | 05/20/1995 | vah 312      |
| METHOD 5030/8015-M (Shell) |        |              |       |          |            |              |
| Purgeable TPH              | ND     |              | 0.05  | mg/L     | 05/17/1995 | aal 2838     |
| Benzene                    | ND     |              | 0.5   | ug/L     | 05/17/1995 | aal 2838     |
| Toluene                    | ND     |              | 0.5   | ug/L     | 05/17/1995 | aal 2838     |
| Ethylbenzene               | ND     |              | 0.5   | ug/L     | 05/17/1995 | aal 2838     |
| Xylenes (Total)            | ND     |              | 0.5   | ug/L     | 05/17/1995 | aal 2838     |
| Bromofluorobenzene (SURR)  | 86     |              |       | % Rec.   | 05/17/1995 | aal 2838     |
| METHOD 5030/8015-M (Shell) |        |              |       |          |            |              |
| Purgeable TPH              | ND     |              | 0.05  | mg/L     | 05/18/1995 | lss 2841     |
| Benzene                    | ND     |              | 0.5   | ug/L     | 05/18/1995 | lss 2841     |
| Toluene                    | ND     |              | 0.5   | ug/L     | 05/18/1995 | lss 2841     |
| Ethylbenzene               | ND     |              | 0.5   | ug/L     | 05/18/1995 | lss 2841     |
| Xylenes (Total)            | ND     |              | 0.5   | ug/L     | 05/18/1995 | lss 2841     |
| Bromofluorobenzene (SURR)  | 84     |              |       | % Rec.   | 05/18/1995 | lss 2841     |
| METHOD 5030/8015-M (Shell) |        |              |       |          |            |              |
| Purgeable TPH              | ND     |              | 0.05  | mg/L     | 05/20/1995 | lss 2848     |
| Benzene                    | ND     |              | 0.5   | ug/L     | 05/20/1995 | lss 2848     |
| Toluene                    | ND     |              | 0.5   | ug/L     | 05/20/1995 | lss 2848     |
| Ethylbenzene               | ND     |              | 0.5   | ug/L     | 05/20/1995 | lss 2848     |
| Xylenes (Total)            | ND     |              | 0.5   | ug/L     | 05/20/1995 | lss 2848     |
| Bromofluorobenzene (SURR)  | 72     |              |       | % Rec.   | 05/20/1995 | lss 2848     |

NOTE: Results apply only to the samples analyzed. Reproduction of this report is permitted only in its entirety.



Client Name: Blaine Tech Services  
Client Acct: 1821  
NET Job No: 95.01898

Date: 05/26/1995  
ELAP Cert: 1386  
Page: 15

Ref: Shell 6039 College Ave., Oakland, CA/950510-H3

## METHOD BLANK REPORT

| Parameter                    | Method             |                 |       | Date Analyzed | Analyst Initials | Run Batch Number |
|------------------------------|--------------------|-----------------|-------|---------------|------------------|------------------|
|                              | Blank Amount Found | Reporting Limit | Units |               |                  |                  |
| METHOD 8270 (GCMS, Liquid)   |                    |                 |       |               |                  |                  |
| Acenaphthene                 | ND                 | 10              | ug/L  | 05/22/1995    | gec              | 687              |
| Acenaphthylene               | ND                 | 10              | ug/L  | 05/22/1995    | gec              | 687              |
| Aldrin                       | ND                 | 50              | ug/L  | 05/22/1995    | gec              | 687              |
| Anthracene                   | ND                 | 10              | ug/L  | 05/22/1995    | gec              | 687              |
| Benzidine                    | ND                 | 44              | ug/L  | 05/22/1995    | gec              | 687              |
| Benzo(a)anthracene           | ND                 | 10              | ug/L  | 05/22/1995    | gec              | 687              |
| Benzo(b)fluoranthene         | ND                 | 10              | ug/L  | 05/22/1995    | gec              | 687              |
| Benzo(k)fluoranthene         | ND                 | 10              | ug/L  | 05/22/1995    | gec              | 687              |
| Benzo(a)pyrene               | ND                 | 10              | ug/L  | 05/22/1995    | gec              | 687              |
| Benzo(g,h,i)perylene         | ND                 | 10              | ug/L  | 05/22/1995    | gec              | 687              |
| Benzoic acid                 | ND                 | 50              | ug/L  | 05/22/1995    | gec              | 687              |
| Benzyl alcohol               | ND                 | 10              | ug/L  | 05/22/1995    | gec              | 687              |
| Butyl benzyl phthalate       | ND                 | 10              | ug/L  | 05/22/1995    | gec              | 687              |
| delta-BHC                    | ND                 | 50              | ug/L  | 05/22/1995    | gec              | 687              |
| gamma-BHC                    | ND                 | 50              | ug/L  | 05/22/1995    | gec              | 687              |
| bis(2-Chloroethyl) ether     | ND                 | 10              | ug/L  | 05/22/1995    | gec              | 687              |
| bis(2-Chloroethoxy)methane   | ND                 | 10              | ug/L  | 05/22/1995    | gec              | 687              |
| bis(2-Chloroisopropyl) ether | ND                 | 10              | ug/L  | 05/22/1995    | gec              | 687              |
| bis(2-Ethylhexyl) phthalate  | ND                 | 10              | ug/L  | 05/22/1995    | gec              | 687              |
| 4-Bromophenyl phenyl ether   | ND                 | 10              | ug/L  | 05/22/1995    | gec              | 687              |
| 4-Chloroaniline              | ND                 | 10              | ug/L  | 05/22/1995    | gec              | 687              |
| 2-Chloronaphthalene          | ND                 | 10              | ug/L  | 05/22/1995    | gec              | 687              |
| 4-Chlorophenyl phenyl ether  | ND                 | 10              | ug/L  | 05/22/1995    | gec              | 687              |
| Chrysene                     | ND                 | 10              | ug/L  | 05/22/1995    | gec              | 687              |
| 4,4'-DDD                     | ND                 | 50              | ug/L  | 05/22/1995    | gec              | 687              |
| 4,4'-DDE                     | ND                 | 50              | ug/L  | 05/22/1995    | gec              | 687              |
| 4,4'-DDT                     | ND                 | 50              | ug/L  | 05/22/1995    | gec              | 687              |
| Dibenzo(a,h)anthracene       | ND                 | 10              | ug/L  | 05/22/1995    | gec              | 687              |
| Dibenzofuran                 | ND                 | 10              | ug/L  | 05/22/1995    | gec              | 687              |
| Di-n-butylphthalate          | ND                 | 10              | ug/L  | 05/22/1995    | gec              | 687              |
| 1,2-Dichlorobenzene          | ND                 | 10              | ug/L  | 05/22/1995    | gec              | 687              |
| 1,3-Dichlorobenzene          | ND                 | 10              | ug/L  | 05/22/1995    | gec              | 687              |
| 1,4-Dichlorobenzene          | ND                 | 10              | ug/L  | 05/22/1995    | gec              | 687              |
| 3,3'-Dichlorobenzidine       | ND                 | 20              | ug/L  | 05/22/1995    | gec              | 687              |
| Dieldrin                     | ND                 | 50              | ug/L  | 05/22/1995    | gec              | 687              |
| Diethylphthalate             | ND                 | 10              | ug/L  | 05/22/1995    | gec              | 687              |
| Dimethyl phthalate           | ND                 | 10              | ug/L  | 05/22/1995    | gec              | 687              |
| 2,4-Dinitrotoluene           | ND                 | 10              | ug/L  | 05/22/1995    | gec              | 687              |
| 2,6-Dinitrotoluene           | ND                 | 10              | ug/L  | 05/22/1995    | gec              | 687              |
| Di-n-octyl phthalate         | ND                 | 10              | ug/L  | 05/22/1995    | gec              | 687              |
| Endrin aldehyde              | ND                 | 50              | ug/L  | 05/22/1995    | gec              | 687              |
| Fluoranthene                 | ND                 | 10              | ug/L  | 05/22/1995    | gec              | 687              |
| Fluorene                     | ND                 | 10              | ug/L  | 05/22/1995    | gec              | 687              |
| Heptachlor                   | ND                 | 50              | ug/L  | 05/22/1995    | gec              | 687              |
| Heptachlor epoxide           | ND                 | 50              | ug/L  | 05/22/1995    | gec              | 687              |
| Hexachlorobenzene            | ND                 | 10              | ug/L  | 05/22/1995    | gec              | 687              |
| Hexachlorobutadiene          | ND                 | 10              | ug/L  | 05/22/1995    | gec              | 687              |

NOTE: Results apply only to the samples analyzed. Reproduction of this report is permitted only in its entirety.



Client Name: Blaine Tech Services  
Client Acct: 1821  
NET Job No: 95.01898

Date: 05/26/1995  
ELAP Cert: 1386  
Page: 16

Ref: Shell 6039 College Ave., Oakland, CA/950510-H3

## METHOD BLANK REPORT

| Parameter                   | Method |           | Units   | Date       | Analyst  | Run   |
|-----------------------------|--------|-----------|---------|------------|----------|-------|
|                             | Blank  | Reporting |         |            |          |       |
|                             | Amount | Limit     |         |            |          |       |
| Found                       | Found  | Limit     | Units   | Analyzed   | Initials | Batch |
| Hexachlorocyclopentadiene   | ND     | 10        | ug/L    | 05/22/1995 | gec      | 687   |
| Hexachloroethane            | ND     | 10        | ug/L    | 05/22/1995 | gec      | 687   |
| Indeno(1,2,3-cd)pyrene      | ND     | 10        | ug/L    | 05/22/1995 | gec      | 687   |
| Isophorone                  | ND     | 10        | ug/L    | 05/22/1995 | gec      | 687   |
| 2-Methylnaphthalene         | ND     | 10        | ug/L    | 05/22/1995 | gec      | 687   |
| Naphthalene                 | ND     | 10        | ug/L    | 05/22/1995 | gec      | 687   |
| 2-Nitroaniline              | ND     | 50        | ug/L    | 05/22/1995 | gec      | 687   |
| 3-Nitroaniline              | ND     | 50        | ug/L    | 05/22/1995 | gec      | 687   |
| 4-Nitroaniline              | ND     | 50        | ug/L    | 05/22/1995 | gec      | 687   |
| Nitrobenzene                | ND     | 10        | ug/L    | 05/22/1995 | gec      | 687   |
| N-Nitroso-Di-N-propylamine  | ND     | 10        | ug/L    | 05/22/1995 | gec      | 687   |
| N-Nitrosodiphenylamine      | ND     | 10        | ug/L    | 05/22/1995 | gec      | 687   |
| Phenanthrene                | ND     | 10        | ug/L    | 05/22/1995 | gec      | 687   |
| Pyrene                      | ND     | 10        | ug/L    | 05/22/1995 | gec      | 687   |
| 1,2,4-Trichlorobenzene      | ND     | 10        | ug/L    | 05/22/1995 | gec      | 687   |
| 4-Chloro-3-methylphenol     | ND     | 10        | ug/L    | 05/22/1995 | gec      | 687   |
| 2-Chlorophenol              | ND     | 10        | ug/L    | 05/22/1995 | gec      | 687   |
| 2,4-Dichlorophenol          | ND     | 10        | ug/L    | 05/22/1995 | gec      | 687   |
| 2,4-Dimethylphenol          | ND     | 10        | ug/L    | 05/22/1995 | gec      | 687   |
| 2,4-Dinitrophenol           | ND     | 50        | ug/L    | 05/22/1995 | gec      | 687   |
| 4,6-Dinitro-2-methylphenol  | ND     | 50        | ug/L    | 05/22/1995 | gec      | 687   |
| 2-Nitrophenol               | ND     | 10        | ug/L    | 05/22/1995 | gec      | 687   |
| 4-Nitrophenol               | ND     | 50        | ug/L    | 05/22/1995 | gec      | 687   |
| Pentachlorophenol           | ND     | 50        | ug/L    | 05/22/1995 | gec      | 687   |
| Phenol                      | ND     | 10        | ug/L    | 05/22/1995 | gec      | 687   |
| 2,4,6-Trichlorophenol       | ND     | 10        | ug/L    | 05/22/1995 | gec      | 687   |
| 2-Methylphenol              | ND     | 10        | ug/L    | 05/22/1995 | gec      | 687   |
| 4-Methylphenol              | ND     | 10        | ug/L    | 05/22/1995 | gec      | 687   |
| 2,4,5-Trichlorophenol       | ND     | 50        | ug/L    | 05/22/1995 | gec      | 687   |
| Nitrobenzene-d5 (SURR)      | 77     |           | µg Rec. | 05/22/1995 | gec      | 687   |
| 2-Fluorobiphenyl (SURR)     | 59     |           | µg Rec. | 05/22/1995 | gec      | 687   |
| p-Terphenyl-d14 (SURR)      | 62     |           | µg Rec. | 05/22/1995 | gec      | 687   |
| Phenol-d5 (SURR)            | 43     |           | µg Rec. | 05/22/1995 | gec      | 687   |
| 2-Fluorophenol (SURR)       | 58     |           | µg Rec. | 05/22/1995 | gec      | 687   |
| 2,4,6-Tribromophenol (SURR) | 62     |           | µg Rec. | 05/22/1995 | gec      | 687   |

NOTE: Results apply only to the samples analyzed. Reproduction of this report is permitted only in its entirety.



Client Name: Blaine Tech Services  
 Client Acct: 1821  
 NET Job No: 95.01898

Date: 05/26/1995  
 ELAP Cert: 1386  
 Page: 17

Ref: Shell 6039 College Ave., Oakland, CA/950510-H3

## MATRIX SPIKE / MATRIX SPIKE DUPLICATE

| Parameter                  | Matrix Spike        |                  |      |              | Sample Conc. | Matrix Spike Duplicate |                 |       | Units      | Date Analyzed | Run Batch | Sample Spiked |
|----------------------------|---------------------|------------------|------|--------------|--------------|------------------------|-----------------|-------|------------|---------------|-----------|---------------|
|                            | Matrix Spike % Rec. | Spike Dup % Rec. | RPD  | Spike Amount |              | Matrix Spike Conc.     | Spike Dup Conc. | Conc. |            |               |           |               |
| Oil & Grease (Total)       | 92.4                | 92.1             | 0.3  | 120.9        | ND           | 111.7                  | 101.7           | mg/L  | 05/20/1995 | 330           | 241654    |               |
| Oil & Grease (Non-Polar)   | 92.4                | 92.1             | 0.3  | 120.9        | ND           | 111.7                  | 101.7           | mg/L  | 05/20/1995 | 312           | 241654    |               |
| METHOD 5030/8015-M (Shell) |                     |                  |      |              |              |                        |                 |       |            |               |           |               |
| Purgeable TPH              | 98.0                | 100.0            | 1.9  | 0.50         | ND           | 0.49                   | 0.50            | mg/L  | 05/17/1995 | 2838          | 241761    |               |
| Benzene                    | 94.0                | 106.0            | 11.9 | 6.7          | ND           | 6.3                    | 7.1             | ug/L  | 05/17/1995 | 2838          | 241761    |               |
| Toluene                    | 98.1                | 104.1            | 5.8  | 26.6         | ND           | 26.1                   | 27.7            | ug/L  | 05/17/1995 | 2838          | 241761    |               |
| METHOD 5030/8015-M (Shell) |                     |                  |      |              |              |                        |                 |       |            |               |           |               |
| Purgeable TPH              | 86.0                | 90.0             | 4.5  | 0.50         | ND           | 0.43                   | 0.45            | mg/L  | 05/20/1995 | 2848          | 241758    |               |
| Benzene                    | 85.7                | 89.9             | 4.8  | 7.61         | ND           | 6.52                   | 6.84            | ug/L  | 05/20/1995 | 2848          | 241758    |               |
| Toluene                    | 86.8                | 90.0             | 3.6  | 28.0         | ND           | 24.3                   | 25.2            | ug/L  | 05/20/1995 | 2848          | 241758    |               |

NOTE: Results apply only to the samples analyzed. Reproduction of this report is permitted only in its entirety.



Client Name: Blaine Tech Services  
Client Acct: 1821  
NET Job No: 95.01898

Date: 05/26/1995  
ELAP Cert: 1386  
Page: 18

Ref: Shell 6039 College Ave., Oakland, CA/950510-H3

## LABORATORY CONTROL SAMPLE REPORT

| Parameter                   | LCS<br>% Recovery | Duplicate         |     | LCS<br>Amount<br>Found | Duplicate              |                           | Units  | Date<br>Analyzed | Analyst<br>Initials | Run<br>Batch |
|-----------------------------|-------------------|-------------------|-----|------------------------|------------------------|---------------------------|--------|------------------|---------------------|--------------|
|                             |                   | LCS<br>% Recovery | RPD |                        | LCS<br>Amount<br>Found | LCS<br>Amount<br>Expected |        |                  |                     |              |
| Oil & Grease (Total)        | 95.5              |                   |     | 135.6                  |                        | 142.0                     | mg/L   | 05/20/1995       | vah                 | 330          |
| Oil & Grease (Non-Polar)    | 95.5              |                   |     | 135.6                  |                        | 142.0                     | mg/L   | 05/20/1995       | vah                 | 312          |
| METHOD 8270 (GCMS, Liquid)  |                   |                   |     |                        |                        |                           |        |                  |                     |              |
| Acenaphthene                | 61.0              |                   |     | 61                     |                        | 100                       | ug/L   | 05/22/1995       | gec                 | 687          |
| 1,4-Dichlorobenzene         | 54.0              |                   |     | 54                     |                        | 100                       | ug/L   | 05/22/1995       | gec                 | 687          |
| 2,4-Dinitrotoluene          | 68.0              |                   |     | 68                     |                        | 100                       | ug/L   | 05/22/1995       | gec                 | 687          |
| N-Nitroso-Di-N-propylamine  | 80.0              |                   |     | 80                     |                        | 100                       | ug/L   | 05/22/1995       | gec                 | 687          |
| Pyrene                      | 70.0              |                   |     | 70                     |                        | 100                       | ug/L   | 05/22/1995       | gec                 | 687          |
| 1,2,4-Trichlorobenzene      | 53.0              |                   |     | 53                     |                        | 100                       | ug/L   | 05/22/1995       | gec                 | 687          |
| 4-Chloro-3-methylphenol     | 56.0              |                   |     | 112                    |                        | 200                       | ug/L   | 05/22/1995       | gec                 | 687          |
| 2-Chlorophenol              | 61.0              |                   |     | 122                    |                        | 200                       | ug/L   | 05/22/1995       | gec                 | 687          |
| 4-Nitrophenol               | 19.5              |                   |     | 39                     |                        | 200                       | ug/L   | 05/22/1995       | gec                 | 687          |
| Pentachlorophenol           | 34.0              |                   |     | 68                     |                        | 200                       | ug/L   | 05/22/1995       | gec                 | 687          |
| Phenol                      | 35.0              |                   |     | 70                     |                        | 200                       | ug/L   | 05/22/1995       | gec                 | 687          |
| Nitrobenzene-d5 (SURR)      | 73.0              |                   |     | 73                     |                        | 100                       | % Rec. | 05/22/1995       | gec                 | 687          |
| 2-Fluorobiphenyl (SURR)     | 57.0              |                   |     | 57                     |                        | 100                       | % Rec. | 05/22/1995       | gec                 | 687          |
| p-Terphenyl-d14 (SURR)      | 50.0              |                   |     | 50                     |                        | 100                       | % Rec. | 05/22/1995       | gec                 | 687          |
| Phenol-d5 (SURR)            | 43.0              |                   |     | 43                     |                        | 100                       | % Rec. | 05/22/1995       | gec                 | 687          |
| 2-Fluorophenol (SURR)       | 63.0              |                   |     | 63                     |                        | 100                       | % Rec. | 05/22/1995       | gec                 | 687          |
| 2,4,6-Tribromophenol (SURR) | 57.0              |                   |     | 57                     |                        | 100                       | % Rec. | 05/22/1995       | gec                 | 687          |

NOTE: Results apply only to the samples analyzed. Reproduction of this report is permitted only in its entirety.





## KEY TO ABBREVIATIONS and METHOD REFERENCES

- < : Less than; When appearing in results column indicates analyte not detected at the value following. This datum supercedes the listed Reporting Limit.
- \* : Reporting Limits are a function of the dilution factor for any given sample. To obtain the actual reporting limits for this sample, multiply the stated Reporting Limits by the dilution factor (but do not multiply reported values).
- ICVS : Initial Calibration Verification Standard (External Standard).
- mean : Average; sum of measurements divided by number of measurements.
- mg/Kg (ppm) : Concentration in units of milligrams of analyte per kilogram of sample, wet-weight basis (parts per million).
- mg/L : Concentration in units of milligrams of analyte per liter of sample.
- mL/L/hr : Milliliters per liter per hour.
- MPN/100 mL : Most probable number of bacteria per one hundred milliliters of sample.
- N/A : Not applicable.
- NA : Not analyzed.
- ND : Not detected; the analyte concentration is less than applicable listed reporting limit.
- NTU : Nephelometric turbidity units.
- RPD : Relative percent difference,  $100 \text{ (Value 1 - Value 2) / mean value}$ .
- SNA : Standard not available.
- ug/Kg (ppb) : Concentration in units of micrograms of analyte per kilogram of sample, wet-weight basis (parts per billion).
- ug/L : Concentration in units of micrograms of analyte per liter of sample.
- umhos/cm : Micromhos per centimeter.

### Method References

Methods 100 through 493: see "Methods for Chemical Analysis of Water & Wastes", U.S. EPA, 600/4-79-020, rev. 1983.

Methods 601 through 625: see "Guidelines Establishing Test Procedures for the Analysis of Pollutants" U.S. EPA, 40 CFR, Part 136, rev. 1988.

Methods 1000 through 9999: see "Test Methods for Evaluating Solid Waste", U.S. EPA SW-846, 3rd edition, 1986.

SM: see "Standard Methods for the Examination of Water & Wastewater, 17th Edition, APHA, 1989.

COOLER RECEIPT FORM

Project: 960510-H3 Log No: 6735  
Cooler received on: 5-12-95 and checked on 5-12-95 by [Signature]  
(signature)

- Were custody papers present?.....~~YES~~ NO
  - Were custody papers properly filled out?.....~~YES~~ NO
  - Were the custody papers signed?.....~~YES~~ NO
  - Was sufficient ice used?.....~~YES~~ NO **TEMP.: 0°C**
  - Did all bottles arrive in good condition (unbroken)?.....~~YES~~ NO
  - Did bottle labels match COC?.....~~YES~~ NO
  - Were proper bottles used for analysis indicated?.....~~YES~~ NO
  - Correct preservatives used?.....~~YES~~ NO
  - VOA vials checked for headspace bubbles?.....~~YES~~ NO
- Note which voas (if any) had bubbles:\*

| Sample descriptor: | Number of vials: |
|--------------------|------------------|
| _____              | _____            |
| _____              | _____            |
| _____              | _____            |
| _____              | _____            |
| _____              | _____            |
| _____              | _____            |
| _____              | _____            |
| _____              | _____            |
| _____              | _____            |
| _____              | _____            |

\*All VOAs with headspace bubbles have been set aside so they will not be used for analysis.....YES NO

List here all other jobs received in the same cooler:

| Client Job # | NET log # |
|--------------|-----------|
| _____        | _____     |
| _____        | _____     |
| _____        | _____     |
| _____        | _____     |
| _____        | _____     |

(coolerrec)



**SHELL OIL COMPANY**  
RETAIL ENVIRONMENTAL ENGINEERING - WEST

**CHAIN OF CUSTODY RECORD**

Serial No: 950512-EZ

Date: 5/16/95  
Page 1 of 1

Site Address: 6039 College Ave., Oakland

WIC#: 204-5508-3301

Shell Engineer: Dan Kirk  
Phone No.: (510) 675-6168  
Fax #: 675-6160

Consultant Name & Address:  
Blaine Tech Services, Inc.  
985 Timothy Drive San Jose, CA 95133

Consultant Contact: Jim Keller  
Phone No.: (408) 995-5535  
Fax #: 293-8773

Comments:

Sampled by: [Signature]

Printed Name: KENT BROWN

**Analysis Required**

LAB: NET

| CHECK ONE (1) TOX ONLY                                   | CT/DT | TURN AROUND TIME                                     |
|--|-------|--|
| Quarterly Monitoring <input checked="" type="checkbox"/> | 6441  | 24 hours <input type="checkbox"/>                    |
| Site Investigation <input type="checkbox"/>              | 6441  | 48 hours <input type="checkbox"/>                    |
| Soil Clarity/Disposal <input type="checkbox"/>           | 6442  | 15 days <input checked="" type="checkbox"/> (Normal) |
| Water Clarity/Disposal <input type="checkbox"/>          | 6443  | Other <input type="checkbox"/>                       |
| Soil/Air Rem. or Sys. O & M <input type="checkbox"/>     | 6442  |  |
| Water Rem. or Sys. O & M <input type="checkbox"/>        | 6443  |  |
| Other <input type="checkbox"/>                           |       |  |

NOTE: Notify Lab as soon as possible of 24/48 hrs. IAT.

| Sample ID | Date    | Sludge | Soil | Water | Air | No. of conds. | TPH (EPA 8015 Mod. Gas) | TPH (EPA 8015 Mod. Diesel) | BTEX (EPA 8020/602) | Volatile Organics (EPA 8240) | Test for Disposal | Combination TPH 8015 & BTEX 8020 | Asbestos | Container Size | Preparation Used | Composite Y/N | MATERIAL DESCRIPTION | SAMPLE CONDITION/ COMMENTS |  |
|-----------|---------|--------|------|-------|-----|---------------|-------------------------|----------------------------|---------------------|------------------------------|-------------------|----------------------------------|----------|----------------|------------------|---------------|----------------------|----------------------------|--|
| MW-6      | 5/16/95 |        |      | W     |     | 3             |                         |                            |                     |                              |                   | X                                |          |                |                  |               |                      |                            |  |
|           |         |        |      |       |     |               |                         |                            |                     |                              |                   |                                  |          |                |                  |               |                      |                            |  |
|           |         |        |      |       |     |               |                         |                            |                     |                              |                   |                                  |          |                |                  |               |                      |                            |  |
|           |         |        |      |       |     |               |                         |                            |                     |                              |                   |                                  |          |                |                  |               |                      |                            |  |
|           |         |        |      |       |     |               |                         |                            |                     |                              |                   |                                  |          |                |                  |               |                      |                            |  |
|           |         |        |      |       |     |               |                         |                            |                     |                              |                   |                                  |          |                |                  |               |                      |                            |  |
|           |         |        |      |       |     |               |                         |                            |                     |                              |                   |                                  |          |                |                  |               |                      |                            |  |
|           |         |        |      |       |     |               |                         |                            |                     |                              |                   |                                  |          |                |                  |               |                      |                            |  |
|           |         |        |      |       |     |               |                         |                            |                     |                              |                   |                                  |          |                |                  |               |                      |                            |  |

[Signature]  
5/15/95  
Real Intact  
PA

|   |                                 |   |  |                                 |  |
|---|---------------------------------|---|--|---------------------------------|--|
| Relinquished By (signature): <u>[Signature]</u> | Printed Name: <u>KENT BROWN</u> | Date: <u>5/15</u><br>Time: <u>11:00</u> | Received (signature): <u>[Signature]</u> | Printed Name: <u>OT LUMBLE</u>  | Date: <u>5/15</u><br>Time: <u>11:00</u>    |
| Relinquished By (signature): <u>[Signature]</u> | Printed Name: <u>OT LUMBLE</u>  | Date: <u>5/15</u><br>Time: <u>16:00</u> | Received (signature): <u>[Signature]</u> | Printed Name: <u>PAM GREENE</u> | Date: <u>5-16-95</u><br>Time: <u>08:00</u> |
| Relinquished By (signature):                    | Printed Name:                   | Date:<br>Time:                          | Received (signature):                    | Printed Name:                   | Date:<br>Time:                             |



NATIONAL  
ENVIRONMENTAL  
TESTING, INC.

Santa Rosa Division  
3636 North Laughlin Road  
Suite 110  
Santa Rosa, CA 95403-8226  
Tel: (707) 526-7200  
Fax: (707) 541-2333

Jim Keller  
Blaine Tech Services  
985 Timothy Dr.  
San Jose, CA 95133

Date: 05/24/1995  
NET Client Acct. No: 1821  
NET Job No: 95.01955  
Received: 05/16/1995

Client Reference Information

Shell 6039 College Ave., Oakland, CA./950512-E2

Sample analysis in support of the project referenced above has been completed and results are presented on following pages. Results apply only to the samples analyzed. Reproduction of this report is permitted only in its entirety. Please refer to the enclosed "Key to Abbreviations" for definition of terms. Should you have questions regarding procedures or results, please feel welcome to contact Client Services.

Approved by:

Ken Larson  
Division Manager

Jennifer L. Roseberry  
Project Manager

Enclosure(s)





Client Name: Blaine Tech Services  
Client Acct: 1821  
® NET Job No: 95.01955

Date: 05/24/1995  
ELAP Cert: 1386  
Page: 2

Ref: Shell 6039 College Ave., Oakland, CA./950512-E2

SAMPLE DESCRIPTION: MW-6

Date Taken: 05/12/1995

Time Taken:

NET Sample No: 242044

| Parameter                  | Results | Flags | Reporting<br>Limit | Units  | Method     | Date<br>Extracted | Date<br>Analyzed | Run<br>Batch<br>No. |
|----------------------------|---------|-------|--------------------|--------|------------|-------------------|------------------|---------------------|
| METHOD 5030/8015-M (Shell) |         |       |                    |        |            |                   |                  |                     |
| DILUTION FACTOR*           | 1       |       |                    |        |            |                   | 05/23/1995       | 2854                |
| Purgeable TPH              | ND      |       | 50                 | ug/L   | 5030/M8015 |                   | 05/23/1995       | 2854                |
| Carbon Range: C6 to C12    | --      |       |                    |        |            |                   | 05/23/1995       | 2854                |
| METHOD 8020 (GC, Liquid)   | --      |       |                    |        |            |                   | 05/23/1995       | 2854                |
| Benzene                    | ND      |       | 0.5                | ug/L   | 8020       |                   | 05/23/1995       | 2854                |
| Toluene                    | ND      |       | 0.5                | ug/L   | 8020       |                   | 05/23/1995       | 2854                |
| Ethylbenzene               | ND      |       | 0.5                | ug/L   | 8020       |                   | 05/23/1995       | 2854                |
| Xylenes (Total)            | ND      |       | 0.5                | ug/L   | 8020       |                   | 05/23/1995       | 2854                |
| SURROGATE RESULTS          | --      |       |                    |        |            |                   | 05/23/1995       | 2854                |
| Bromofluorobenzene (SURR)  | 87      |       |                    | % Rec. | 8020       |                   | 05/23/1995       | 2854                |

NOTE: Results apply only to the samples analyzed. Reproduction of this report is permitted only in its entirety.



Client Name: Blaine Tech Services  
Client Acct: 1821  
© NET Job No: 95.01955

Date: 05/24/1995  
ELAP Cert: 1386  
Page: 3

Ref: Shell 6039 College Ave., Oakland, CA./950512-E2

## CONTINUING CALIBRATION VERIFICATION STANDARD REPORT

| Parameter                  | CCV                    | CCV                         | CCV                            | Units  | Date Analyzed | Run                 |                 |
|----------------------------|------------------------|-----------------------------|--------------------------------|--------|---------------|---------------------|-----------------|
|                            | Standard<br>% Recovery | Standard<br>Amount<br>Found | Standard<br>Amount<br>Expected |        |               | Analyst<br>Initials | Batch<br>Number |
| METHOD 5030/8015-M (Shell) |                        |                             |                                |        |               |                     |                 |
| Purgeable TPH              | 112.0                  | 0.56                        | 0.50                           | mg/L   | 05/23/1995    | caf                 | 2854            |
| Benzene                    | 88.4                   | 4.42                        | 5.00                           | ug/L   | 05/23/1995    | caf                 | 2854            |
| Toluene                    | 88.6                   | 4.43                        | 5.00                           | ug/L   | 05/23/1995    | caf                 | 2854            |
| Ethylbenzene               | 87.6                   | 4.38                        | 5.00                           | ug/L   | 05/23/1995    | caf                 | 2854            |
| Xylenes (Total)            | 88.0                   | 13.2                        | 15.0                           | ug/L   | 05/23/1995    | caf                 | 2854            |
| Bromofluorobenzene (SURR)  | 111.0                  | 111                         | 100                            | % Rec. | 05/23/1995    | caf                 | 2854            |

NOTE: Results apply only to the samples analyzed. Reproduction of this report is permitted only in its entirety.



Client Name: Blaine Tech Services  
Client Acct: 1821  
NET Job No: 95.01955

Date: 05/24/1995  
ELAP Cert: 1386  
Page: 4

Ref: Shell 6039 College Ave., Oakland, CA./950512-E2

## METHOD BLANK REPORT

| Parameter                  | Method             |                 |        | Date Analyzed | Analyst Initials | Run Batch Number |
|----------------------------|--------------------|-----------------|--------|---------------|------------------|------------------|
|                            | Blank Amount Found | Reporting Limit | Units  |               |                  |                  |
| METHOD 5030/8015-M (Shell) |                    |                 |        |               |                  |                  |
| Purgeable TPH              | ND                 | 0.05            | mg/L   | 05/23/1995    | caf              | 2854             |
| Benzene                    | ND                 | 0.5             | ug/L   | 05/23/1995    | caf              | 2854             |
| Toluene                    | ND                 | 0.5             | ug/L   | 05/23/1995    | caf              | 2854             |
| Ethylbenzene               | ND                 | 0.5             | ug/L   | 05/23/1995    | caf              | 2854             |
| Xylenes (Total)            | ND                 | 0.5             | ug/L   | 05/23/1995    | caf              | 2854             |
| Bromofluorobenzene (SURR)  | 79                 |                 | % Rec. | 05/23/1995    | caf              | 2854             |

NOTE: Results apply only to the samples analyzed. Reproduction of this report is permitted only in its entirety.



Client Name: Blaine Tech Services  
Client Acct: 1821  
NET Job No: 95.01955

Date: 05/24/1995  
ELAP Cert: 1386  
Page: 5

Ref: Shell 6039 College Ave., Oakland, CA./950512-E2

## MATRIX SPIKE / MATRIX SPIKE DUPLICATE

| Parameter                  | Matrix Spike        |                  |     |              | Sample Conc. | Matrix Spike       |            |       | Date Analyzed | Run Batch | Sample Spiked |
|----------------------------|---------------------|------------------|-----|--------------|--------------|--------------------|------------|-------|---------------|-----------|---------------|
|                            | Matrix Spike % Rec. | Spike Dup % Rec. | RPD | Spike Amount |              | Matrix Spike Conc. | Dup. Conc. | Units |               |           |               |
| METHOD 5030/8015-M (Shell) |                     |                  |     |              |              |                    |            |       |               |           | 242089        |
| Purgeable TPH              | 102.0               | 106.0            | 3.8 | 0.50         | ND           | 0.51               | 0.53       | mg/L  | 05/23/1995    | 2854      | 242089        |
| Benzene                    | 92.0                | 93.1             | 1.2 | 8.7          | ND           | 8.0                | 8.1        | ug/L  | 05/23/1995    | 2854      | 242089        |
| Toluene                    | 92.8                | 94.2             | 1.5 | 29.2         | ND           | 27.1               | 27.5       | ug/L  | 05/23/1995    | 2854      | 242089        |

NOTE: Results apply only to the samples analyzed. Reproduction of this report is permitted only in its entirety.





## KEY TO ABBREVIATIONS and METHOD REFERENCES

- < : Less than; When appearing in results column indicates analyte not detected at the value following. This datum supercedes the listed Reporting Limit.
- \* : Reporting Limits are a function of the dilution factor for any given sample. To obtain the actual reporting limits for this sample, multiply the stated Reporting Limits by the dilution factor (but do not multiply reported values).
- ICVS : Initial Calibration Verification Standard (External Standard).
- mean : Average; sum of measurements divided by number of measurements.
- mg/Kg (ppm) : Concentration in units of milligrams of analyte per kilogram of sample, wet-weight basis (parts per million).
- mg/L : Concentration in units of milligrams of analyte per liter of sample.
- mL/L/hr : Milliliters per liter per hour.
- MPN/100 mL : Most probable number of bacteria per one hundred milliliters of sample.
- N/A : Not applicable.
- NA : Not analyzed.
- ND : Not detected; the analyte concentration is less than applicable listed reporting limit.
- NTU : Nephelometric turbidity units.
- RPD : Relative percent difference,  $100 \text{ (Value 1 - Value 2) / mean value}$ .
- SNA : Standard not available.
- ug/Kg (ppb) : Concentration in units of micrograms of analyte per kilogram of sample, wet-weight basis (parts per billion).
- ug/L : Concentration in units of micrograms of analyte per liter of sample.
- umhos/cm : Micromhos per centimeter.

### Method References

Methods 100 through 493: see "Methods for Chemical Analysis of Water & Wastes", U.S. EPA, 600/4-79-020, rev. 1983.

Methods 601 through 625: see "Guidelines Establishing Test Procedures for the Analysis of Pollutants" U.S. EPA, 40 CFR, Part 136, rev. 1988.

Methods 1000 through 9999: see "Test Methods for Evaluating Solid Waste", U.S. EPA SW-846, 3rd edition, 1986.

SM: see "Standard Methods for the Examination of Water & Wastewater, 17th Edition, APHA, 1989.

COOLER RECEIPT FORM

Project: 950512-62 Log No: 6784  
Cooler received on: 5-16-95 and checked on 5-16-95 by [Signature]  
(signature)

- Were custody papers present?.....~~YES~~ NO
- Were custody papers properly filled out?.....~~YES~~ NO
- Were the custody papers signed?.....~~YES~~ NO
- Was sufficient ice used?.....~~YES~~ NO TEMP: 0°C
- Did all bottles arrive in good condition (unbroken)?.....~~YES~~ NO
- Did bottle labels match COC?.....~~YES~~ NO
- Were proper bottles used for analysis indicated?.....~~YES~~ NO
- Correct preservatives used?.....~~YES~~ NO
- VOA vials checked for headspace bubbles?.....~~YES~~ NO

Note which voas (if any) had bubbles:\*

Sample descriptor:

Number of vials:

|       |       |
|-------|-------|
| _____ | _____ |
| _____ | _____ |
| _____ | _____ |
| _____ | _____ |
| _____ | _____ |
| _____ | _____ |
| _____ | _____ |
| _____ | _____ |
| _____ | _____ |
| _____ | _____ |

\*All VOAs with headspace bubbles have been set aside so they will not be used for analysis.....YES NO

List here all other jobs received in the same cooler:

Client Job #

NET log #

|       |       |
|-------|-------|
| _____ | _____ |
| _____ | _____ |
| _____ | _____ |
| _____ | _____ |
| _____ | _____ |

(coolerrec)