

Environmental Management
Company
6001 Bollinger Canyon Rd, L4050
P.O. Box 6012
San Ramon, CA 94583-2324
Tel 925-842-1589
Fax 925-842-8370

Karen Streich
Project Manager

R0 466

December 17 _____, 2003

ChevronTexaco

Alameda County Health Care Services
1131 Harbor Bay Parkway, Suite 250
Alameda, CA 94502-6577

Re: Chevron Service Station # 209339

Address: 5940 College Avenue, Oakland, California

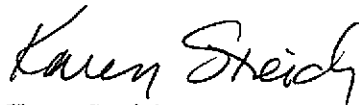
I have reviewed the attached routine groundwater monitoring report dated December 2, 2003.

I agree with the conclusions and recommendations presented in the referenced report. The information in this report is accurate to the best of my knowledge and all local Agency/Regional Board guidelines have been followed. This report was prepared by Gettler-Ryan, Inc., upon whose assistance and advice I have relied.

This letter is submitted pursuant to the requirements of California Water Code Section 13267(b)(1) and the regulating implementation entitled Appendix A pertaining thereto.

I declare under penalty of perjury that the foregoing is true and correct.

Sincerely,



Karen Streich
Project Manager

Enclosure: Report



GETTLER-RYAN INC.

TRANSMITTAL

December 2, 2003

G-R #386521

TO: Mr. Robert Foss
Cambria Environmental Technology, Inc.
5900 Hollis Street, Suite A
Emeryville, CA 94608

CC: Ms. Karen Streich
Chevron Products Company
P.O. Box 6004
San Ramon, California 94583

FROM: Deanna L. Harding
Project Coordinator
Gettler-Ryan Inc.
6747 Sierra Court, Suite J
Dublin, California 94568

RE: Former Chevron Service Station
#209339
5940 College Avenue
Oakland, California

WE HAVE ENCLOSED THE FOLLOWING:

COPIES	DATED	DESCRIPTION
1	November 21, 2003	Groundwater Monitoring and Sampling Report Second Semi Annual - Event of October 31, 2003

COMMENTS:

Please provide any comments/changes and propose any groundwater monitoring modifications for the next event prior to **December 16, 2003**, at which time the final report will be distributed to the following:

cc: Ms. Eva Chu, Alameda County Health Care Services, Dept. of Environmental Health, 1131 Harbor Bay Parkway, Suite 250, Alameda, CA 94502-6577
Mr. Donald Sweet, San Francisco Property Management Co., 1375 Sutter St., Suite 308, San Francisco, CA 94109

Enclosures

trans/209339-KS

6747 Sierra Court, Suite J • Dublin, CA 94568 • (925) 551-7555 • Fax (925) 551-7888
3140 Gold Camp Drive, Suite 170 • Rancho Cordova, CA 95670 • (916) 631-1300 • Fax (916) 631-1317
1364 N. McDowell Blvd., Suite B2 • Petaluma, CA 94954 • (707) 789-3255 • Fax (707) 789-3218



GETTLER-RYAN INC.

November 21, 2003
G-R Job #386521

Ms. Karen Streich
Chevron Products Company
P.O. Box 6004
San Ramon, CA 94583

RE: Second Semi Annual Event of October 31, 2003
Groundwater Monitoring & Sampling Report
Former Chevron Service Station #209339
5940 College Avenue
Oakland, California

Dear Ms. Streich:

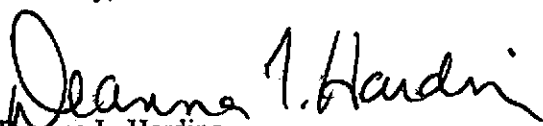
This report documents the most recent groundwater monitoring and sampling event performed by Gettler-Ryan Inc. (G-R) at the referenced site. All field work was conducted in accordance with G-R Standard Operating Procedure - Groundwater Sampling (attached). A joint monitoring event was scheduled but not conducted with Sheaff's Garage located at 5930 College Avenue, Oakland, California.

Static groundwater levels were measured and the wells were checked for the presence of separate-phase hydrocarbons. Static water level data, groundwater elevations, and separate-phase hydrocarbon thickness (if any) are presented in the attached Table 1. A Groundwater Elevation Map is included as Figure 1.

Groundwater samples were collected from the monitoring wells and submitted to a state certified laboratory for analyses. The field data sheets for this event are attached. Analytical results are presented in the table(s) listed below. The chain of custody document and laboratory analytical report are also attached.

Please call if you have any questions or comments regarding this report. Thank you.

Sincerely,


Deanna L. Harding
Project Coordinator


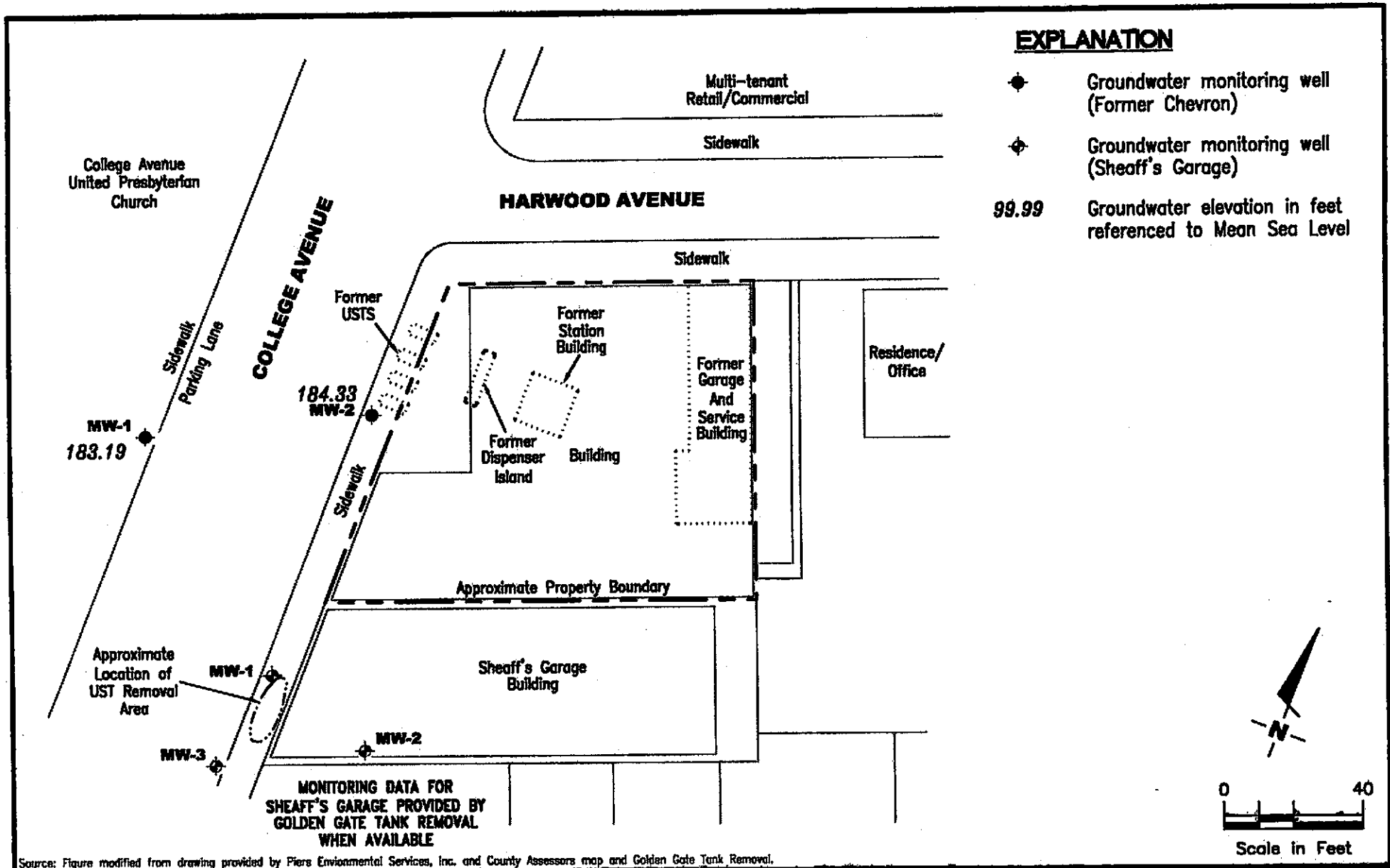

Hagop Kevork
P.E. No. C55734



Figure 1: Groundwater Elevation Map
Table 1: Groundwater Monitoring Data and Analytical Results
Table 2: Groundwater Analytical Results - Oxygenate Compounds
Table 3: Groundwater Analytical Results
Table 4: Field Measurements
Table 5: Joint Groundwater Monitoring Data and Analytical Results
Attachments: Standard Operating Procedure - Groundwater Sampling
Field Data Sheets
Chain of Custody Document and Laboratory Analytical Reports



GETTLER - RYAN INC.
 6747 Sierra Ct., Suite J
 Dublin, CA 94568 (925) 551-7555

GROUNDWATER ELEVATION MAP
 Former Chevron Service Station #209339
 5940 College Avenue
 Oakland, California

FIGURE
1

PROJECT NUMBER
386521

REVIEWED BY

DATE
October 31, 2003

REVISED DATE

Table 1
Groundwater Monitoring Data and Analytical Results
Former Chevron Service Station #209339
5940 College Avenue
Oakland, California

WELL ID/ TOC*(ft.)	DATE	DTW (ft.)	GWE (msl)	TPH-G (ppb)	B (ppb)	T (ppb)	E (ppb)	X (ppb)	MTBE (ppb)
MW-1									
196.91	01/03/01	12.75	184.16	930 ¹	2.9	6.9	2.7	7.6	14/<2.0 ³
	04/25/01	9.23	187.68	210 ⁴	2.0	1.5	2.0	3.3	5.3/<2.0 ³
	07/09/01	11.86	185.05	290 ⁵	1.8	2.0	2.5	0.96	<2.5
	10/08/01	13.49	183.42	200	<0.50	<0.50	<0.50	<1.5	<2.5
	01/13/02	7.33	189.58	<50	<0.50	<0.50	<0.50	<0.50	<2.5
	04/08/02	7.45	189.46	670	<0.50	<2.0	<1.0	5.6	<2.5
	10/15/02	13.68	183.23	260	0.62	0.82	<0.50	<1.5	--
	04/15/03	6.82	190.09	1,700	1.3	<5.0	<2.0	<5.0	--
	10/31/03	13.72	183.19	150	<2.0	0.7	<2.0	<5.0	--
MW-2									
197.35	01/03/01	12.48	184.87	2,100 ²	110	11	63	25	83/2.2 ³
	04/25/01	8.90	188.45	1,700 ⁴	150	12	30	15	150/<2.0 ³
	07/09/01	11.44	185.91	2,500 ⁵	200	21	55	26	<50
	10/08/01	13.37	183.98	4,200	87	2.8	29	9.8	<2.5
	01/13/02	6.55	190.80	410	20	2.9	<2.5	4.4	271/<2.0 ³
	04/08/02	8.37	188.98	4,000	70	1.7	17	17	<2.5
	10/15/02	13.00	184.35	3,100	41	2.2	16	<6.0	--
	04/15/03	7.58	189.77	2,400	37	<2.5	12	<7.5	--
	10/31/03	13.02	184.33	2,300	12	3.4	4.8	<7.5	--
TRIP BLANK									
TB-LB	01/03/01	--	--	<50	<0.50	<0.50	<0.50	<0.50	<2.5
	04/25/01	--	--	<50	<0.50	<0.50	<0.50	<0.50	<2.5
	07/09/01	--	--	<50	<0.50	<0.50	<0.50	<0.50	<2.5
QA	10/08/01	--	--	<50	<0.50	<0.50	<0.50	<1.5	<2.5
	01/13/02	--	--	<50	<0.50	<0.50	<0.50	<0.50	<2.5
	04/08/02	--	--	<50	<0.50	<0.50	<0.50	<1.5	<2.5

Table 1
Groundwater Monitoring Data and Analytical Results
 Former Chevron Service Station #209339
 5940 College Avenue
 Oakland, California

WELL ID/ TOC* (ft.)	DATE	DTW (ft.)	GWE (msl)	TPH-G (ppb)	B (ppb)	T (ppb)	E (ppb)	X (ppb)	MTBE (ppb)
QA	10/15/02	--	--	<50	<0.50	<0.50	<0.50	<1.5	--
(cont)	04/15/03	--	--	<50	<0.5	<0.5	<0.5	<1.5	--
	10/31/03	--	--	<50	<0.5	<0.5	<0.5	<1.5	--

Table 1
Groundwater Monitoring Data and Analytical Results
Former Chevron Service Station #209339
5940 College Avenue
Oakland, California

EXPLANATIONS:

TOC = Top of Casing

(ft.) = Feet

DTW = Depth to Water

GWE = Groundwater Elevation

(msl) = Mean sea level

TPH-G = Total Petroleum Hydrocarbons as Gasoline

B = Benzene

T = Toluene

E = Ethylbenzene

X = Xylenes

MTBE = Methyl tertiary butyl ether

(ppb) = Parts per billion

-- = Not Measured/Not Analyzed

QA = Quality Assurance/Trip Blank

* TOC elevations were surveyed on December 27, 2000, by Virgil Chavez Land Surveying. The benchmark used for the survey was a City of Oakland benchmark being a cut square in the top of curb, at the curb return at the northeast corner of College Avenue and Miles Avenue, (Benchmark Elev. = 179.075 feet, msl).

¹ Laboratory report indicates unidentified hydrocarbons C6-C12.

² Laboratory report indicates gasoline C6-C12.

³ MTBE by EPA Method 8260.

⁴ Laboratory report indicates gasoline C6-C12 + unidentified hydrocarbons <C6.

⁵ Laboratory report indicates gasoline C6-C12 + unidentified hydrocarbons C6-C12.

Table 2
Groundwater Analytical Results - Oxygenate Compounds
 Former Chevron Service Station #209339
 5940 College Avenue
 Oakland, California

WELL ID	DATE	ETHANOL (ppb)	TBA (ppb)	MTBE (ppb)	DIPE (ppb)	ETBE (ppb)	TAME (ppb)	1,2-DCA (ppb)
MW-1	01/03/01	<500	<50	<2.0	<2.0	<2.0	<2.0	<2.0
	04/25/01	--	<20	<2.0	<2.0	<2.0	<2.0	--
MW-2	01/03/01	<500	<50	2.2	<2.0	<2.0	<2.0	<2.0
	04/25/01	--	<20	<2.0	<2.0	<2.0	<2.0	--
	01/13/02	--	<20	<2.0	<2.0	<2.0	<2.0	--

EXPLANATIONS:

TBA = Tertiary butyl alcohol
 MTBE = Methyl tertiary butyl ether
 DIPE = Di-isopropyl ether
 ETBE = Ethyl tertiary butyl ether
 TAME = Tertiary amyl methyl ether
 1,2-DCA = 1,2-Dichloroethane
 (ppb) = Parts per billion
 -- = Not Analyzed

ANALYTICAL METHOD:

EPA Method 8260 for Oxygenate Compounds

Table 3
Groundwater Analytical Results
 Former Chevron Service Station #209339
 5940 College Avenue
 Oakland, California

WELL ID	DATE	FERROUS IRON (ppm)	TOTAL ALKALINITY (ppm)	SULFATE AS SO ₄ (ppm)
MW-1	04/25/01	0.15	380	11
	07/09/01	<0.050	410	6.8
	10/08/01	-- ¹	414	5.4
	01/13/02	<0.10 ²	390	10
MW-2	04/25/01	0.093	680	21
	07/09/01	0.44	600	9.3
	10/08/01	-- ¹	683	3.8
	01/13/02	<0.10 ²	630	7.0

EXPLANATIONS:

(ppm) = Parts per million

-- = Not Analyzed

¹ Analysis was not performed by the Laboratory as requested on the Chain of Custody.

² Due to sample transfer by the lab from laboratory to another, the sample was received beyond the EPA recommended holding time.

ANALYTICAL METHODS:

EPA Method SM 3500 Fe for Ferrous Iron

EPA Method 310.1 for Total Alkalinity

EPA Method 300.0 for Sulfate as SO₄

Table 4
Field Measurements
Former Chevron Service Station #209339
5940 College Avenue
Oakland, California

WELL ID	DATE	D.O. Before Purging (mg/L)	ORP Before Purging (mV)
MW-1	07/09/01	1.25	111
	10/08/01	1.20	64
	01/13/02 ¹	--	--
MW-2	07/09/01	1.89	16
	10/08/01	1.04	58
	01/13/02 ¹	--	--

EXPLANATIONS:

D.O. = Dissolved Oxygen Concentration

(mg/L) = Milligrams per liter

ORP = Oxygen Reduction Potential

(mV) = Millivolt

-- = Not Measured

¹ D.O. and ORP meter erratic; measurements not taken.

Table 5
Joint Groundwater Monitoring Data and Analytical Results
 Sheaff's Garage
 5930 College Avenue
 Oakland, California

WELL ID/ TOC*(ft.)	DATE	DTW (ft.)	GWE (msl)	TPH-G (ppb)	B (ppb)	T (ppb)	E (ppb)	X (ppb)	MTBE (ppb)
MW-1									
195.90	04/25/01 ¹	7.39	188.51	--	--	--	--	--	--
	07/09/01	9.72	186.18	79,000	15,000	7,800	3,000	15,000	660
	10/08/01	10.88	185.02	112,000	25,300	11,800	4,280	20,600	374
	01/07/02 ³	4.34	191.56	96,100	21,100	13,500	4,160	21,900	596/330 ²
	04/08/02	6.84	189.06	111,000	21,200	13,400	4,230	21,000	814
	10/23/02 ^{3,4}	--	--	--	--	--	--	--	--
	04/15/03 ⁵	--	--	--	--	--	--	--	--
	10/31/03 ⁵	--	--	--	--	--	--	--	--
MW-2									
197.28	04/25/01 ¹	8.52	188.76	--	--	--	--	--	--
	07/09/01	11.05	186.23	39,000	6,200	730	2,300	6,100	180
	10/08/01	12.79	184.49	40,700	6,310	399	2,100	5,320	6,460
	01/07/02 ³	4.92	192.36	59,600	10,300	3,250	4,180	14,400	366/170 ²
	04/08/02	8.40	188.88	66,700	10,200	2,670	3,840	13,200	583
	10/23/02 ^{3,4}	--	--	--	--	--	--	--	--
	04/15/03 ⁵	--	--	--	--	--	--	--	--
	10/31/03 ⁵	--	--	--	--	--	--	--	--
MW-3									
195.22	04/25/01 ¹	6.61	188.61	--	--	--	--	--	--
	07/09/01	8.85	186.37	12,000	39	10	690	1,600	35
	10/08/01	9.75	185.47	4,912.5	107.7	3.9	99.0	132.5	52.2
	01/07/02 ³	4.25	190.97	7,260	723	138	492	887	81.7/16.7 ²
	04/08/02	6.33	188.89	11,700	540	108	706	1,710	<0.5
	10/23/02 ^{3,4}	--	--	--	--	--	--	--	--
	04/15/03 ⁵	--	--	--	--	--	--	--	--
	10/31/03 ⁵	--	--	--	--	--	--	--	--

Table 5
Joint Groundwater Monitoring and Analytical Results
Sheaff's Garage
5930 College Avenue
Oakland, California

EXPLANATIONS:

Joint groundwater monitoring data and laboratory analytical results were provided by Golden Gate Tank Removal, Inc.

TOC = Top of Casing

(ft.) = Feet

DTW = Depth to Water

GWE = Groundwater Elevation

(msl) = Mean sea level

TPH-G = Total Petroleum Hydrocarbons as Gasoline

B = Benzene

T = Toluene

E = Ethylbenzene

X = Xylenes

MTBE = Methyl tertiary butyl ether

(ppb) = Parts per billion

-- = Not Measured/Not Analyzed

* TOC elevations were surveyed on April 26, 2001, by Virgil Chavez Land Surveying. The benchmark for the survey was a City of Oakland benchmark being a cut square in the top of curb, at the curb return at the northeast corner of College Avenue and Miles Avenue. (Benchmark Elevation = 179.075 feet, msl).

¹ Joint monitoring laboratory analytical results were not provided.

² MTBE by EPA Method 8260

³ Joint monitoring was conducted on different day than Chevron.

⁴ Joint monitoring data was not provided.

⁵ Joint monitoring and sampling was scheduled but not conducted.

STANDARD OPERATING PROCEDURE - GROUNDWATER SAMPLING

Gettler-Ryan Inc. field personnel adhere to the following procedures for the collection and handling of groundwater samples prior to analysis by the analytical laboratory. Prior to sample collection, the type of analysis to be performed is determined. Loss prevention of volatile compounds is controlled and sample preservation for subsequent analysis is maintained.

Prior to sampling, the presence or absence of free-phase hydrocarbons is determined using an interface probe. Product thickness, if present, is measured to the nearest 0.01 foot and is noted in the field notes. In addition, all depth to water level measurements are collected with a static water level indicator and are also recorded in the field notes, prior to purging and sampling any wells.

After water levels are collected and prior to sampling, if purging is to occur, each well is purged a minimum of three well casing volumes of water using pre-cleaned pumps (stack, suction, Grundfos), or disposable bailers. Temperature, pH and electrical conductivity are measured a minimum of three times during the purging. Purging continues until these parameters stabilize.

Groundwater samples are collected using disposable bailers. The water samples are transferred from the bailer into appropriate containers. Pre-preserved containers, supplied by analytical laboratories, are used when possible. When pre-preserved containers are not available, the laboratory is instructed to preserve the sample as appropriate. Duplicate samples are collected for the laboratory to use in maintaining quality assurance/quality control standards. The samples are labeled to include the job number, sample identification, collection date and time, analysis, preservation (if any), and the sample collector's initials. The water samples are placed in a cooler, maintained at 4°C for transport to the laboratory. Once collected in the field, all samples are maintained under chain of custody until delivered to the laboratory.

The chain of custody document includes the job number, type of preservation, if any, analysis requested, sample identification, date and time collected, and the sample collector's name. The chain of custody is signed and dated (including time of transfer) by each person who receives or surrenders the samples, beginning with the field personnel and ending with the laboratory personnel.

A laboratory supplied trip blank accompanies each sampling set. For sampling sets greater than 20 samples, 5% trip blanks are included. The trip blank is analyzed for some or all of the same compounds as the groundwater samples.

As requested by Chevron Products Company, the purge water and decontamination water generated during sampling activities is transported by IWM to McKittrick Waste Management located in McKittrick, California.



GETTLER-RYAN INC.

WELL MONITORING/SAMPLING FIELD DATA SHEET

Client/Facility #: ChevronTexaco #209339 Job Number: 386521
 Site Address: 5940 College Avenue Event Date: 10-31-03 (inclusive)
 City: Oakland, CA Sampler: [Signature]

Well ID: MW-1 Date Monitored: 10-31-03 Well Condition: O.K.

Well Diameter: 2 in.
 Total Depth: 20.10 ft.
 Depth to Water: 13.70 ft.
6.44 xVF .17 = 1.09 x3 (case volume) = Estimated Purge Volume: 3 1/2 gal.

Volume Factor (VF)	3/4" = 0.02	1" = 0.04	2" = 0.17	3" = 0.38
	4" = 0.66	5" = 1.02	6" = 1.50	12" = 5.80

Purge Equipment:
 Disposable Bailer
 Stainless Steel Bailer _____
 Stack Pump _____
 Suction Pump _____
 Grundfos _____
 Other: _____

Sampling Equipment:
 Disposable Bailer
 Pressure Bailer _____
 Discrete Bailer _____
 Other: _____

Time Started: _____ (2400 hrs)
 Time Bailed: _____ (2400 hrs)
 Depth to Product: _____ ft.
 Depth to Water: _____ ft.
 Hydrocarbon Thickness: 0 ft.
 Visual Confirmation/Description: _____
 Skimmer / Absorbant Sock (circle one)
 Amt Removed from Skimmer: _____ gal
 Amt Removed from Well: _____ gal
 Product Transferred to: _____

Start Time (purge): 1253 Weather Conditions: OVERCAST
 Sample Time/Date: 1310 10-31-03 Water Color: LG. BROWN Odor: YES
 Purging Flow Rate: _____ gpm. Sediment Description: _____
 Did well de-water? NO If yes, Time: _____ Volume: _____ gal.

Time (2400 hr.)	Volume (gal.)	pH	Conductivity (umhos/cm)	Temperature (C/F)	D.O. (mg/L)	ORP (mV)
<u>1256</u>	<u>1</u>	<u>6.89</u>	<u>1081</u>	<u>71.7</u>		
<u>1259</u>	<u>2</u>	<u>6.83</u>	<u>1062</u>	<u>70.6</u>		
<u>1201</u>	<u>3 1/2</u>	<u>6.85</u>	<u>1068</u>	<u>70.4</u>		

LABORATORY INFORMATION

SAMPLE ID	(#) CONTAINER	REFRIG.	PRESERV. TYPE	LABORATORY	ANALYSES
					TPH-G(8015)/BTEX(8021)
<u>MW-1</u>	<u>3</u> x vov vial	<u>YES</u>	<u>HCL</u>	<u>LANCASTER</u>	

COMMENTS: _____

Add/Replaced Lock: _____ Add/Replaced Plug: _____ Size: _____



GETTLER-RYAN INC.

WELL MONITORING/SAMPLING FIELD DATA SHEET

Client/Facility #: ChevronTexaco #209339 Job Number: 386521
 Site Address: 5940 College Avenue Event Date: 10-31-03 (inclusive)
 City: Oakland, CA Sampler: Tony C.

Well ID: MW-2 Date Monitored: 10-31-03 Well Condition: OK
 Well Diameter: 2 in.
 Total Depth: 20.12 ft.
 Depth to Water: 13.02 ft.
7.10 x VF .17 = 1.20 x3 (case volume) = Estimated Purge Volume: 3 1/2 gal.

Volume	3/4"= 0.02	1"= 0.04	2"= 0.17	3"= 0.38
Factor (VF)	4"= 0.66	5"= 1.02	6"= 1.50	12"= 5.80

Purge Equipment:
 Disposable Bailer
 Stainless Steel Bailer _____
 Stack Pump _____
 Suction Pump _____
 Grundfos _____
 Other: _____

Sampling Equipment:
 Disposable Bailer
 Pressure Bailer _____
 Discrete Bailer _____
 Other: _____

Time Started: _____ (2400 hrs)
 Time Bailed: _____ (2400 hrs)
 Depth to Product: _____ ft
 Depth to Water: _____ ft
 Hydrocarbon Thickness: 0 ft
 Visual Confirmation/Description: _____
 Skimmer / Absorbent Sock (circle one)
 Amt Removed from Skimmer: _____ gal
 Amt Removed from Well: _____ gal
 Product Transferred to: _____

Start Time (purge): 1230 Weather Conditions: OVERCAST
 Sample Time/Date: 1242 10-31-03 Water Color: LG. BROWN Odor: YES
 Purging Flow Rate: _____ gpm. Sediment Description: _____
 Did well de-water? NO If yes, Time: _____ Volume: _____ gal.

Time (2400 hr.)	Volume (gal.)	pH	Conductivity (umhos/cm)	Temperature (°F)	D.O. (mg/L)	ORP (mV)
<u>1232</u>	<u>1</u>	<u>6.96</u>	<u>1178</u>	<u>70.7</u>	_____	_____
<u>1235</u>	<u>2</u>	<u>6.82</u>	<u>1161</u>	<u>70.0</u>	_____	_____
<u>1237</u>	<u>3 1/2</u>	<u>6.88</u>	<u>1160</u>	<u>70.3</u>	_____	_____
_____	_____	_____	_____	_____	_____	_____

LABORATORY INFORMATION

SAMPLE ID	(#) CONTAINER	REFRIG.	PRESERV. TYPE	LABORATORY	ANALYSES
<u>MW-2</u>	<u>3</u> x voa vial	<u>YES</u>	<u>HCL</u>	<u>LANCASTER</u>	<u>TPH-G(8015)/BTEX(8021)</u>
_____	_____	_____	_____	_____	_____
_____	_____	_____	_____	_____	_____
_____	_____	_____	_____	_____	_____

COMMENTS: _____

Add/Replaced Lock: _____ Add/Replaced Plug: _____ Size: _____



1103 03-004

Acct. #: 10904 For Lancaster Laboratories use only
 Sample #: 4157230-32

SCR#: _____

Gr # 873536

Facility #: SS#209339 G-R#386521 Global ID#
 Site Address: 5940 COLLEGE AVENUE, OAKLAND, CA
 Chevron PM: KS Lead Consultant: CAMBRIA
 Consultant/Office: G-R, Inc., 6747 Sierra Court, Suite J, Dublin, Ca. 94568
 Consultant Prj. Mgr.: Deanna L. Harding (deanna@grinc.com)
 Consultant Phone #: 925-551-7555 Fax #: 925-551-7899
 Sampler: TONY CAMARDA
 Service Order #: _____ Non SAR:

Matrix
 Potable Water
 NPDES
 Oil
 Air
 Composite

Analyses Requested									
Preservation Codes									
H	H								
BTEX	8260	802							
TPH	8015 MOD	GRO							
TPH	8015 MOD	DRO							
8260	full scan								
	Oxygenates								
	Lead	7420							
		7421							

Preservative Codes
 H = HCl T = Thiosulfate
 N = HNO₃ B = NaOH
 S = H₂SO₄ O = Other

J value reporting needed
 Must meet lowest detection limits possible for 8260 compounds

8021 MTBE Confirmation
 Confirm highest hit by 8260
 Confirm all hits by 8260
 Run ___ oxy s on highest hit
 Run ___ oxy s on all hits

Sample Identification	Date Collected	Time Collected	Grab	Composite	Soil	Water	Oil	Air	Total Number of Containers	BTEX	8260	802	TPH 8015 MOD	GRO	TPH 8015 MOD DRO	8260 full scan	Oxygenates	Lead 7420	7421	
QA	10-31-03		X			X			2	X	X									
MW-1	↓	1310	X			X			3	X	X									
MW-2	↓	1242	X			X			3	X	X									

Comments / Remarks

Turnaround Time Requested (TAT) (please circle)

STD. TAT 24 hour 48 hour 72 hour
 24 hour 4 day 5 day

Data Package Options (please circle if required)
 QC Summary Type I — Full
 Type VI (Raw Data) Coeff Deliverable not needed
 WIP (RWQCB)
 Disk

Relinquished by: <i>Tony Camarda</i>	Date: 10-31-03	Time: 1430	Received by: <i>Deanna L. Harding</i>	Date: 11/2/03	Time: 1200
Relinquished by: <i>Deanna L. Harding</i>	Date: 11/1/03	Time: 1200	Received by: <i>Deanna L. Harding</i>	Date: 11/2/03	Time: 1230
Relinquished by: <i>Deanna L. Harding</i>	Date: 11/4/03	Time: 1030	Received by: <i>Airborne</i>	Date: 11/4/03	Time:
Relinquished by Commercial Carrier: <i>Airborne</i>	UPS	FedEx	Other	Received by: <i>Deanna L. Harding</i>	Date: 11/25/03
Temperature Upon Receipt: <i>15</i> °C	Custody Seals Intact? <input checked="" type="checkbox"/> Yes <input type="checkbox"/> No				

ANALYTICAL RESULTS

Prepared for:

ChevronTexaco
6001 Bollinger Canyon Rd L4310
San Ramon CA 94583

925-842-8582

Prepared by:

Lancaster Laboratories
2425 New Holland Pike
Lancaster, PA 17605-2425

SAMPLE GROUP

The sample group for this submittal is 873536. Samples arrived at the laboratory on Wednesday, November 05, 2003. The PO# for this group is 99011184 and the release number is STREICH.

<u>Client Description</u>		<u>Lancaster Labs Number</u>
QA-T-031031	NA Water	4157230
MW-1-W-031031	Grab Water	4157231
MW-2-W-031031	Grab Water	4157232

ELECTRONIC Gettler-Ryan
COPY TO
1 COPY TO Cambria C/O Gettler- Ryan

Attn: Cheryl Hansen

Attn: Deanna L. Harding

Questions? Contact your Client Services Representative
Teresa L Cunningham at (717) 656-2300.

Respectfully Submitted,


Victoria M. Martel
Chemist

Lancaster Laboratories Sample No. WW 4157230

 QA-T-031031 NA Water
 Facility# 209339 Job# 386521 GRD
 5940 College Ave. Oakland NA QA
 Collected: 10/31/2003 00:00

Account Number: 10904

 Submitted: 11/05/2003 09:55
 Reported: 11/16/2003 at 13:32
 Discard: 12/17/2003

 ChevronTexaco
 6001 Bollinger Canyon Rd L4310
 San Ramon CA 94583

CAT No.	Analysis Name	CAS Number	As Received Result	As Received Method Detection Limit	Units	Dilution Factor
01729	TPH-GRO - Waters					
01730	TPH-GRO - Waters	n.a.	N.D.	50.	ug/l	1
	The reported concentration of TPH-GRO does not include MTBE or other gasoline constituents eluting prior to the C6 (n-hexane) TPH-GRO range start time.					
05879	BTEX					
02161	Benzene	71-43-2	N.D.	0.5	ug/l	1
02164	Toluene	108-88-3	N.D.	0.5	ug/l	1
02166	Ethylbenzene	100-41-4	N.D.	0.5	ug/l	1
02171	Total Xylenes	1330-20-7	N.D.	1.5	ug/l	1

State of California Lab Certification No. 2116

Laboratory Chronicle

CAT No.	Analysis Name	Method	Analysis		Analyst	Dilution Factor
			Trial#	Date and Time		
01729	TPH-GRO - Waters	N. CA LUFT Gasoline Method	1	11/07/2003 20:06	Martha L Seidel	1
05879	BTEX	SW-846 8021B	1	11/07/2003 20:06	Martha L Seidel	1
01146	GC VOA Water Prep	SW-846 5030B	1	11/07/2003 20:06	Martha L Seidel	n.a.

Lancaster Laboratories Sample No. **WW 4157231**

 MW-1-W-031031 **Grab** **Water**
 Facility# 209339 **Job# 386521** **GRD**
 5940 College Ave. Oakland NA **MW-1**
 Collected: 10/31/2003 13:10 by TC

Account Number: 10904

 Submitted: 11/05/2003 09:55
 Reported: 11/16/2003 at 13:32
 Discard: 12/17/2003

 ChevronTexaco
 6001 Bollinger Canyon Rd L4310
 San Ramon CA 94583

CAT No.	Analysis Name	CAS Number	As Received Result	As Received Method Detection Limit	Units	Dilution Factor
01729	TPH-GRO - Waters					
01730	TPH-GRO - Waters	n.a.	150.	50.	ug/l	1
	The reported concentration of TPH-GRO does not include MTBE or other gasoline constituents eluting prior to the C6 (n-hexane) TPH-GRO range start time.					
05879	BTEX					
02161	Benzene	71-43-2	N.D.	2.0	ug/l	1
02164	Toluene	108-88-3	0.7	0.5	ug/l	1
02166	Ethylbenzene	100-41-4	N.D.	2.0	ug/l	1
02171	Total Xylenes	1330-20-7	N.D.	5.0	ug/l	1
	Due to the nature of the sample matrix, normal reporting limits were not attained.					

State of California Lab Certification No. 2116

Laboratory Chronicle

CAT No.	Analysis Name	Method	Analysis		Analyst	Dilution Factor
			Trial#	Date and Time		
01729	TPH-GRO - Waters	N. CA LUFT Gasoline	1	11/07/2003 20:38	Martha L Seidel	1
05879	BTEX	SW-846 8021B	1	11/07/2003 20:38	Martha L Seidel	1
01146	GC VOA Water Prep	SW-846 5030B	1	11/07/2003 20:38	Martha L Seidel	n.a.

Lancaster Laboratories Sample No. WW 4157232

 MW-2-W-031031 Grab Water
 Facility# 209339 Job# 386521 GRD
 5940 College Ave. Oakland NA MW-2
 Collected: 10/31/2003 12:42 by TC

Account Number: 10904

 Submitted: 11/05/2003 09:55
 Reported: 11/16/2003 at 13:32
 Discard: 12/17/2003

 ChevronTexaco
 6001 Bollinger Canyon Rd L4310
 San Ramon CA 94583

CAT No.	Analysis Name	CAS Number	As Received Result	As Received Method Detection Limit	Units	Dilution Factor
01729	TPH-GRO - Waters					
01730	TPH-GRO - Waters	n.a.	2,300.	50.	ug/l	1
	The reported concentration of TPH-GRO does not include MTBE or other gasoline constituents eluting prior to the C6 (n-hexane) TPH-GRO range start time.					
05879	BTEX					
02161	Benzene	71-43-2	12.	2.5	ug/l	5
02164	Toluene	108-88-3	3.4	2.5	ug/l	5
02166	Ethylbenzene	100-41-4	4.8	2.5	ug/l	5
02171	Total Xylenes	1330-20-7	N.D.	7.5	ug/l	5

A site-specific MSD sample was not submitted for the project. A LCS/LCSD was performed to demonstrate precision and accuracy at a batch level.

The reporting limits were raised because sample dilution was necessary to bring the internal standard peak area within QC limits.

State of California Lab Certification No. 2116

Laboratory Chronicle

CAT No.	Analysis Name	Method	Analysis		Analyst	Dilution Factor
			Trial#	Date and Time		
01729	TPH-GRO - Waters	N. CA LUFT Gasoline Method	1	11/07/2003 21:11	Martha L Seidel	1
05879	BTEX	SW-846 8021B	1	11/12/2003 17:13	Martha L Seidel	5
01146	GC VOA Water Prep	SW-846 5030B	1	11/07/2003 21:11	Martha L Seidel	n.a.

Quality Control Summary

 Client Name: ChevronTexaco
 Reported: 11/16/03 at 01:32 PM

Group Number: 873536

Laboratory Compliance Quality Control

Analysis Name	Blank Result	Blank MDL	Report Units	LCS %REC	LCSD %REC	LCS/LCSD Limits	RPD	RPD Max
Batch number: 03311A51A	Sample number(s): 4157230-4157232							
TPH-GRO - Waters	N.D.	50.	ug/l	120	128	70-130	6	30
Benzene	N.D.	0.5	ug/l	112	112	75-134	0	30
Toluene	N.D.	0.5	ug/l	119	118	82-119	0	30
Ethylbenzene	N.D.	0.5	ug/l	112	113	81-119	0	30
Total Xylenes	N.D.	1.5	ug/l	115	115	82-120	0	30
Batch number: 03316A56A	Sample number(s): 4157232							
Benzene	N.D.	0.5	ug/l	111	108	75-134	3	30
Toluene	N.D.	0.5	ug/l	110	108	82-119	2	30
Ethylbenzene	N.D.	0.5	ug/l	111	108	81-119	3	30
Total Xylenes	N.D.	1.5	ug/l	113	110	82-120	3	30

Sample Matrix Quality Control

Analysis Name	MS %REC	MSD %REC	MS/MSD Limits	RPD	BKG MAX	DUP Conc	DUP RPD	Dup RPD Max
Batch number: 03311A51A	Sample number(s): 4157230-4157232							
TPH-GRO - Waters	126	127	63-154	1	30			
Benzene	122	122	67-136	0	20			
Toluene	121	121	78-129	0	30			
Ethylbenzene	119	119	75-133	0	30			
Total Xylenes	120	120	86-132	0	30			
Batch number: 03316A56A	Sample number(s): 4157232							
Benzene	99		67-136					
Toluene	102		78-129					
Ethylbenzene	98		75-133					
Total Xylenes	100		86-132					

Surrogate Quality Control

 Analysis Name: TPH-GRO - Waters
 Batch number: 03311A51A

	Trifluorotoluene-F	Trifluorotoluene-P
4157230	113	91
4157231	116	91
4157232	134	
Blank	114	91
LCS	118	91
LCSD	113	91
MS	114	91
MSD	115	91

Limits: 57-146 66-136

Analysis Name: TPH-GRO - Waters

*- Outside of specification

- (1) The result for one or both determinations was less than five times the LOQ.
- (2) The background result was more than four times the spike added.

Quality Control Summary

Client Name: ChevronTexaco
Reported: 11/16/03 at 01:32 PM

Group Number: 873536

Surrogate Quality Control

Batch number: 03316A56A

	Trifluorotoluene-F	Trifluorotoluene-P
4157232		102
Blank	90	98
LCS	100	100
LCSD	100	100
MS	99	100
Limits:	57-146	66-136

*- Outside of specification

- (1) The result for one or both determinations was less than five times the LOQ.
- (2) The background result was more than four times the spike added.

Explanation of Symbols and Abbreviations

The following defines common symbols and abbreviations used in reporting technical data:

N.D.	none detected	BMQL	Below Minimum Quantitation Level
TNTC	Too Numerous To Count	MPN	Most Probable Number
IU	International Units	CP Units	cobalt-chloroplatinate units
umhos/cm	micromhos/cm	NTU	nephelometric turbidity units
C	degrees Celsius	F	degrees Fahrenheit
meq	milliequivalents	lb.	pound(s)
g	gram(s)	kg	kilogram(s)
ug	microgram(s)	mg	milligram(s)
ml	milliliter(s)	l	liter(s)
m3	cubic meter(s)	ul	microliter(s)

< less than - The number following the sign is the limit of quantitation, the smallest amount of analyte which can be reliably determined using this specific test.

> greater than

J estimated value - The result falls within the Method Detection Limit (MDL) and Limit of Quantitation (LOQ).

ppm parts per million - One ppm is equivalent to one milligram per kilogram (mg/kg), or one gram per million grams. For aqueous liquids, ppm is usually taken to be equivalent to milligrams per liter (mg/l), because one liter of water has a weight very close to a kilogram. For gases or vapors, one ppm is equivalent to one microliter of gas per liter of gas.

ppb parts per billion

Dry weight basis Results printed under this heading have been adjusted for moisture content. This increases the analyte weight concentration to approximate the value present in a similar sample without moisture. All other results are reported on an as-received basis.

U.S. EPA CLP Data Qualifiers:

Organic Qualifiers	Inorganic Qualifiers
A TIC is a possible aldol-condensation product	B Value is <CRDL, but ≥IDL
B Analyte was also detected in the blank	E Estimated due to interference
C Pesticide result confirmed by GC/MS	M Duplicate injection precision not met
D Compound quantitated on a diluted sample	N Spike sample not within control limits
E Concentration exceeds the calibration range of the instrument	S Method of standard additions (MSA) used for calculation
N Presumptive evidence of a compound (TICs only)	U Compound was not detected
P Concentration difference between primary and confirmation columns >25%	W Post digestion spike out of control limits
U Compound was not detected	* Duplicate analysis not within control limits
X,Y,Z Defined in case narrative	+ Correlation coefficient for MSA <0.995

Analytical test results for methods listed on the laboratories' accreditation scope meet all requirements of NELAC unless otherwise noted under the individual analysis.

Measurement uncertainty values, as applicable, are available upon request.

Tests results relate only to the sample tested. Clients should be aware that a critical step in a chemical or microbiological analysis is the collection of the sample. Unless the sample analyzed is truly representative of the bulk of material involved, the test results will be meaningless. If you have questions regarding the proper techniques of collecting samples, please contact us. We cannot be held responsible for sample integrity, however, unless sampling has been performed by a member of our staff. This report shall not be reproduced except in full, without the written approval of the laboratory.

WARRANTY AND LIMITS OF LIABILITY - In accepting analytical work, we warrant the accuracy of test results for the sample as submitted. THE FOREGOING EXPRESS WARRANTY IS EXCLUSIVE AND IS GIVEN IN LIEU OF ALL OTHER WARRANTIES, EXPRESSED OR IMPLIED. WE DISCLAIM ANY OTHER WARRANTIES, EXPRESSED OR IMPLIED, INCLUDING A WARRANTY OF FITNESS FOR PARTICULAR PURPOSE AND WARRANTY OF MERCHANTABILITY. IN NO EVENT SHALL LANCASTER LABORATORIES BE LIABLE FOR INDIRECT, SPECIAL, CONSEQUENTIAL, OR INCIDENTAL DAMAGES INCLUDING, BUT NOT LIMITED TO, DAMAGES FOR LOSS OF PROFIT OR GOODWILL REGARDLESS OF (A) THE NEGLIGENCE (EITHER SOLE OR CONCURRENT) OF LANCASTER LABORATORIES AND (B) WHETHER LANCASTER LABORATORIES HAS BEEN INFORMED OF THE POSSIBILITY OF SUCH DAMAGES. We accept no legal responsibility for the purposes for which the client uses the test results. No purchase order or other order for work shall be accepted by Lancaster Laboratories which includes any conditions that vary from the Standard Terms and Conditions of Lancaster Laboratories and we hereby object to any conflicting terms contained in any acceptance or order submitted by client.