



**CONESTOGA-ROVERS
& ASSOCIATES**

5900 Hollis Street, Suite A
Emeryville, California 94608
Telephone: (510) 420-0700 Fax: (510) 420-9170
www.CRAworld.com

TRANSMITTAL

DATE: September 21, 2012 REFERENCE NO.: 311976
 TO: Mr. Mark Detterman PROJECT NAME: Chevron 91851
Alameda County Environmental Health Services
1131 Harbor Bay Parkway, Suite 250
Alameda, California 94502-6577

Please find enclosed: Draft Final
 Originals Other
 Prints
 Sent via: Mail Same Day Courier
 Overnight Courier Other FTP/GeoTracker upload/Electronic upload


QUANTITY	DESCRIPTION
1	Subsurface Investigation Report and Remedial Excavation Work Plan

As Requested For Review and Comment
 For Your Use

COMMENTS:

Please call Nathan Lee at (510) 420-3333 if you have any questions or concerns.
 Thank you.

Copy to: Ms. Catalina Espino Devine (electronic copy)
 Copy to: Mr. Navdeep Singh Grewal, Property Owner
 Copy to: Mr. Bob Riddell, Consultant (electronic copy)

Completed by: Nathan Lee Signed: 
 [Please Print]

Filing: **Correspondence File**

RECEIVED

5:25 pm, Sep 24, 2012

Alameda County
Environmental Health



Catalina Espino Devine
Project Manager
Marketing Business Unit

**Chevron Environmental
Management Company**
6101 Bollinger Canyon Road
San Ramon, CA 94583
Tel (925) 790-3949
espino@chevron.com

Alameda County Health Care Services
1131 Harbor Bay Parkway, Suite 250
Alameda, CA 94502-6577

Re: Chevron Service Station No. 91851
451 Hegenberger Drive
Oakland, CA

I have reviewed the attached report dated September 21, 2012.

I agree with the conclusions and recommendations presented in the referenced report. The information in this report is accurate to the best of my knowledge and all local Agency/Regional Board guidelines have been followed. This report was prepared by Conestoga-Rovers & Associates, upon whose assistance and advice I have relied.

This letter is submitted pursuant to the requirements of California Water Code Section 13267(b)(1) and the regulating implementation entitled Appendix A pertaining thereto.

I declare under penalty of perjury that the foregoing is true and correct to the best of my knowledge.

Sincerely,

Catalina Espino Devine
Project Manager

Attachment: Report



SUBSURFACE INVESTIGATION REPORT AND REMEDIAL EXCAVATION WORK PLAN

**CHEVRON SERVICE STATION 91851
451 HEGENBERGER ROAD
OAKLAND, CALIFORNIA**

Prepared For:

**Mr. Mark Detterman
Alameda County Environmental Health Services
1131 Harbor Bay Parkway, Suite 250
Alameda, CA 94502 6577**

**Prepared by:
Conestoga-Rovers
& Associates**

5900 Hollis Street, Suite A
Emeryville, California
U.S.A. 94608

Office: (510) 420-0700
Fax: (510) 420-9170

web:
<http://www.CRAworld.com>

**SEPTEMBER 21, 2012
REF. NO. 311976 (19)**

This report is printed on recycled paper.



SUBSURFACE INVESTIGATION REPORT AND REMEDIAL EXCAVATION WORK PLAN

CHEVRON SERVICE STATION 91851
451 HEGENBERGER ROAD
OAKLAND, CALIFORNIA

Oliver Yan

Nathan Lee PG# 8486



**Prepared by:
Conestoga-Rovers
& Associates**

5900 Hollis Street, Suite A
Emeryville, California
U.S.A. 94608

Office: (510) 420-0700
Fax: (510) 420-9170

web:
<http://www.CRAworld.com>

SEPTEMBER 21, 2012
Ref. No. 311976 (19)

This report is printed on recycled paper

TABLE OF CONTENTS

	<u>Page</u>
1.0 INTRODUCTION	1
2.0 SITE BACKGROUND	1
2.1 SITE DESCRIPTION	1
2.2 PREVIOUS ENVIRONMENTAL WORK.....	1
2.3 SITE GEOLOGY.....	2
2.4 SITE HYDROGEOLOGY.....	2
3.0 SUBSURFACE SOIL INVESTIGATION	2
4.0 SUBSURFACE INVESTIGATION RESULTS.....	4
4.1 PETROLEUM HYDROCARBON ANALYTICAL RESULTS.....	4
4.2 METALS.....	7
5.0 CONCLUSIONS.....	7
6.0 REMEDIAL EXCAVATION WORK PLAN	7
6.1 RATIONALE FOR EXCAVATION LIMITS AND CLEANUP GOALS	8
6.2 REMEDIAL EXCAVATION SCOPE OF WORK	8
7.0 TIMEFRAME AND REPORTING	10

LIST OF FIGURES
(Following Text)

FIGURE 1	VICINITY MAP
FIGURE 2	SITE PLAN WITH PROPOSED EXCAVATION
FIGURE 3	MAXIMUM TPH _{mo} SOIL ISOCONCENTRATION MAP
FIGURE 4	GEOLOGIC CROSS SECTION A-A'
FIGURE 5	GEOLOGIC CROSS SECTION B-B'

LIST OF TABLES
(Following Text)

TABLE 1	SOIL ANALYTICAL DATA - PETROLEUM HYDROCARBONS & METALS
TABLE 2	SOIL ANALYTICAL DATA - VOLATILE ORGANIC COMPOUNDS
TABLE 3	SOIL ANALYTICAL DATA - SEMI-VOLATILE ORGANIC COMPOUNDS

LIST OF APPENDICES

APPENDIX A	REGULATORY CORRESPONDENCE
APPENDIX B	SUMMARY OF ENVIRONMENTAL INVESTIGATION & REMEDATION
APPENDIX C	DRILLING PERMITS
APPENDIX D	BORING LOGS
APPENDIX E	STANDARD FIELD PROCEDURES
APPENDIX F	LABORATORY ANALYTICAL REPORTS
APPENDIX G	BACKFILL SPECIFICATIONS

1.0 INTRODUCTION

Conestoga-Rovers & Associates (CRA) is submitting this *Subsurface Investigation Report and Remedial Excavation Work Plan* for the site referenced above on behalf of Chevron Environmental Management Company (Chevron). The purpose of this work was to further delineate petroleum hydrocarbons in the subsurface surrounding the former used-oil underground storage tank (UST) to determine the proposed remedial excavation extents.

CRA submitted a *Work Plan for Subsurface Investigation*, dated August 9, 2012 and was approved by Alameda County Environmental Health (ACEH) in a letter dated August 15, 2012 (Appendix A). The primary goal for the remedial excavation is to removal light non-aqueous phase liquid (LNAPL) in the area surrounding monitoring well MW-2 to the extent practicable. Presented below are site background, methods, investigation results, conclusions and the excavation work plan.

2.0 SITE BACKGROUND

2.1 SITE DESCRIPTION

The site is currently an active service station located at 451 Hegenberger Road, on the northwest corner of Hegenberger and Edgewater Roads in Oakland, California (Figure 1). The service station consists of one building, two fuel dispenser islands, three 10,000-gallon USTs in one tank complex, and one 10,000-gallon diesel UST in a separate tank complex (Figures 2 and 3) with one dispenser. Chevron operated at the site from 1961 to 1999. In 1982, the used-oil UST water was found entering the UST and was replaced with a 1,000-gallon single wall fiberglass UST. This used-oil UST was removed in 1998. In 1984, the existing steel USTs were removed and replaced with three 10,000-gallon single-walled fiberglass USTs. Surrounding land use is commercial and industrial.

2.2 PREVIOUS ENVIRONMENTAL WORK

Since 1995, a total of 23 soil borings have been advanced and seven monitoring wells have been installed. Previous environmental work is summarized in Appendix B.

2.3 SITE GEOLOGY

Sediments in the vicinity consist of Holocene-age estuarine deposits comprised of organic clay and silty clay (Bay Mud); overlying Holocene-age alluvial sand and silt; and Pleistocene-age interbedded clay, silt, sand, and gravel.¹ Soils encountered beneath the site generally consist of fill (gravel, sand, and silt mixture), silts, clays, silty sands and poorly graded sand to approximately 20 feet below grade (fbg), the maximum depth explored. Geologic cross-sections are presented as Figures 4 and 5.

2.4 SITE HYDROGEOLOGY

The site is located in the East Bay Plain Groundwater Basin, near the boundary of the Oakland and San Leandro Sub Basins. Groundwater in the basin typically flows towards San Francisco Bay (towards the west). Site topography is relatively flat at an elevation of approximately 3 feet above mean sea level, with the surrounding topography sloping towards the southwest. Depth to groundwater has historically ranged from approximately 2 to 7 fbg. Groundwater flow direction fluctuates, but is predominately to the southwest at a gradient of 0.003 to 0.06. The nearest down gradient surface water is San Leandro Creek, which is located approximately ¼-mile to the southwest.

3.0 SUBSURFACE SOIL INVESTIGATION

The subsurface investigation objective was to further delineate total petroleum hydrocarbons as motor oil (TPHmo) in soil surrounding the former used-oil UST to better define the remedial excavation extents. Soil borings B-6 through B-22 were advanced on August 16 and 17, 2012 to approximately 10 fbg. Soil borings B-18 through B-21 were advanced in order to collect soil samples to pre-profile soils for waste disposal. Figure 2 presents the boring locations. Field activities are summarized below.

Site Health and Safety Plan

CRA performed all work under the guidelines set forth in a comprehensive site health and safety plan. The plan was reviewed and signed by all site workers and visitors and kept onsite at all times.

1 *California's Groundwater Bulletin 118*; The State of California Department of Water Resources Agency February 27, 2004.

Permits

Drilling permit W2012-0559 was obtained from Alameda County Public Works Agency (ACPWA) on August 10, 2012 (Appendix C).

Drilling Company

Soil borings were advanced by Vapor Tech Services (VTS), of Berkeley, California (C57 license #916085).

Drilling Dates

Drilling took place on August 16 and 17, 2012.

CRA Personnel

CRA Personnel, Amanda McDonell and Oliver Yan managed the drilling under the supervision of California Professional Geologist Nathan Lee (PG 8486).

Utility Clearance

Prior to drilling, CRA contacted Underground Service Alert (USA) to mark underground utilities near the proposed boring locations. CRA contracted Norcal Geophysical Services of Cotati, California to verify underground utility locations near proposed boring locations using electronic line location, metal detectors, and ground penetrating radar.

Drilling Method

Prior to drilling, VTS used a 3-inch diameter hand auger to clear each boring to maximum explored depth of 10 fbg.

Soil Sampling

Disturbed soil samples were collected from the hand-auger barrel and placed in 6-inch steel tubes at depths of 3, 6, and 9 fbg at each boring location. Refusal was encountered at B-17 at approximately 6.5 fbg due to a collapsing borehole; samples were only collected at 3 and 6 fbg. Soil was logged according to the ASTM D2488-06 Unified Soil Classification System and screened using a photo-ionization detector. Samples chosen for analysis were capped with Teflon® tape and plastic end caps. All samples were properly sealed, labeled, preserved on ice, logged on Chain-of-Custody forms, and released to Lancaster Laboratories (Lancaster) of Lancaster, Pennsylvania for analysis. Boring logs are included in Appendix D. CRA's *Standard Field Procedures for Soil Boring and Monitoring Well Installation* is presented in Appendix E.

Groundwater

Groundwater was first encountered between approximately 4 and 6 fbg. Only one grab groundwater sample was collected in order to profile the groundwater for disposal during excavation dewatering activities.

Laboratory Analyses

Soil samples were analyzed by Lancaster for the following constituents:

- Total petroleum hydrocarbons as motor oil (TPHmo) and as diesel (TPHd) by Environmental Protection Agency (EPA) Method 8015B modified with Silica Gel clean up
- Total petroleum hydrocarbons as gasoline (TPHg) by EPA Method 8015B modified
- Benzene, toluene, ethylbenzene, xylenes (BTEX) and methyl tertiary-butyl ether (MTBE) by EPA Method 8260B

Based on the analytical laboratory results, two soil samples (B-10 and B-11) with the highest hydrocarbon concentrations detected were also analyzed for the following constituents:

- Full scan volatile organic compounds (VOCs) by EPA Method 8260B
- Semi-VOCs (SVOCs) by EPA Method 8270
- LUFT metals by EPA Method 6010B

The laboratory analytical reports are included in Appendix F.

Waste Disposal

Soil cuttings were stored onsite in sealed and labeled Department of Transportation (DOT) approved 55-gallon drums. All generated waste will be profiled and disposed of at Chevron approved disposal facility.

4.0 SUBSURFACE INVESTIGATION RESULTS

4.1 PETROLEUM HYDROCARBON ANALYTICAL RESULTS

Current and historical soil analytical results are presented in Tables 1 through 3. The laboratory analytical reports are included in Appendix F. Soil analytical results are summarized in Table A below.

TABLE A: SOIL ANALYTICAL RESULTS ABOVE ESLS										
			TPH _{mo}	TPH _d	TPH _g	Benzene	Toluene	Ethyl- benzene	Xylenes	MTBE
ESL ² Table G			NE	83	83	0.044	2.9	3.3	2.3	0.023
ESL ³ Table K-3			12,000	4,200	4,200	12	650	210	420	2,800
Sample ID	Depth (fbg)	Sample Date	All results reported in mg/kg							
B-6	3	8/16/2012	50	18	<1.0	<0.0005	<0.001	<0.001	<0.001	<0.0005
B-6	6	8/16/2012	<10	<4.0	<1	<0.0005	<0.0009	<0.0009	<0.0009	<0.0005
B-6	9	8/16/2012	<10	4.2	<1.0	0.015	<0.001	<0.001	<0.001	0.057
B-7	3.5	8/16/2012	<10	<4.0	<1.0	<0.0005	<0.0009	<0.0009	<0.0009	<0.0005
B-7	6	8/16/2012	27	<4.0	<1	<0.0005	<0.0009	<0.0009	<0.0009	0.0008
B-7	9	8/16/2012	<10	<4.0	<1	0.037	0.001	<0.001	<0.001	0.03
B-8	3	8/17/2012	52	14	<1	<0.0005	<0.001	<0.001	<0.001	0.002
B-8	6	8/17/2012	<10	<4.0	<1.0	<0.0005	<0.001	<0.001	<0.001	0.002
B-8	9	8/17/2012	<10	<4.0	<1	<0.0005	<0.001	<0.001	<0.001	0.002
B-9	3	8/17/2012	<10	<4.0	<1	<0.0005	<0.001	<0.001	<0.001	<0.0005
B-9	6	8/17/2012	<10	<4.0	<1	<0.0005	<0.001	<0.001	<0.001	0.001
B-9	9	8/17/2012	<10	<4.0	<1.0	<0.0005	<0.001	<0.001	<0.001	0.003
B-10	3	8/17/2012	<10	5.4	<1.0	<0.0005	<0.001	<0.001	<0.001	<0.0005
B-10	6	8/17/2012	1,900	1,100	54	<0.0005	<0.0009	<0.0009	0.003	0.003
B-10	9	8/17/2012	480	340	3	0.003	<0.001	<0.001	<0.001	0.061
B-11	3	8/16/2012	<10	<4.0	<1	<0.0005	<0.0009	<0.0009	<0.0009	<0.0005
B-11	6	8/16/2012	150	130	8.5	0.015	<0.001	0.09	0.008	0.0008
B-11	9	8/16/2012	11	12	3.8	0.63	0.004	0.09	0.017	0.37
B-12	3	8/16/2012	<10	<4.0	<1.0	<0.0005	<0.001	<0.001	<0.001	<0.0005
B-12	6	8/16/2012	<10	<4.0	9.5	0.006	<0.001	0.14	0.002	0.002
B-12	9	8/16/2012	<10	<4.0	1	0.006	0.001	0.018	0.001	0.18

2 San Francisco Bay Regional Water Quality Control Board (SFRWQCB), *Screening for Environmental Concerns at Sites with Contaminated Soil and Groundwater*, Interim Final, November 2007, revised May 2008, Table G for Soil Leaching.

3 SFRWQCB, Table K-3 for Construction/Trench Worker.

TABLE A: SOIL ANALYTICAL RESULTS ABOVE ESLs										
			TPHmo	TPHd	TPHg	Benzene	Toluene	Ethyl- benzene	Xylenes	MTBE
<i>ESL² Table G</i>			NE	83	83	0.044	2.9	3.3	2.3	0.023
<i>ESL³ Table K-3</i>			12,000	4,200	4,200	12	650	210	420	2,800
B-13	3	8/16/2012	<10	<4.0	<1	<0.0005	<0.001	<0.001	<0.001	<0.0005
B-13	6	8/16/2012	<10	<4.0	<1	<0.0005	<0.001	<0.001	<0.001	<0.0005
B-13	9	8/16/2012	<10	7.4	<1.0	<0.0005	<0.001	<0.001	<0.001	0.01
B-14	3	8/16/2012	<10	15	5.4	0.001	<0.001	0.18	1.1	<0.0005
B-14	6	8/16/2012	<10	140	160	0.058	<0.052	12	37	<0.026
B-14	9	8/16/2012	<10	4.3	100	<0.024	<0.047	2.8	9.9	0.12
B-15	3	8/17/2012	<10	<4.0	<1	<0.0005	<0.0009	<0.0009	<0.0009	<0.0005
B-15	4.5	8/17/2012	<10	34	15	0.02	<0.001	0.083	0.003	0.002
B-15	6	8/17/2012	<10	6.4	15	0.04	<0.001	0.28	0.02	0.005
B-15	9	8/17/2012	<10	<4.0	3.5	0.008	<0.001	0.083	0.009	0.083
B-16	3	8/17/2012	<10	<4.0	<1	<0.0005	<0.001	<0.001	<0.001	<0.0005
B-16	6	8/17/2012	<10	<4.0	<1	<0.0005	<0.001	<0.001	<0.001	<0.0005
B-16	9	8/17/2012	<10	<4.0	<1.0	<0.0005	<0.001	<0.001	<0.001	0.021
B-17	3	8/17/2012	<10	12	<1	<0.0005	<0.001	<0.001	<0.001	<0.0005
B-17	6	8/17/2012	<10	<4.0	<1	<0.0005	<0.0009	<0.0009	<0.0009	<0.0005
B-22	3	8/17/2012	<10	<4.0	<1	<0.0005	<0.001	<0.001	<0.001	0.003
B-22	6	8/17/2012	52	17	<1	<0.0005	<0.001	<0.001	<0.001	0.001
B-22	9	8/17/2012	<10	<4.0	<1	<0.0005	<0.001	<0.001	<0.001	0.032

Bold = Concentrations detected above established ESLs.

No TPHmo was detected in borings advanced beneath the station building, except in boring B-11. Figure 3 shows the maximum TPHmo concentrations detected. Soil samples collected at 6 fbg from B-10 and B-11 had the highest TPHmo concentrations detected and were additionally analyzed for a full scan of VOCs and SVOCs. VOCs concentrations are presented in Table 2 and SVOCs are presented in Table 3.

4.2 METALS

Soil samples collected at 6 fbg from B-10 and B-11 were also analyzed for LUFT metals (Table 1). Table B presents the metals detected above laboratory reporting limits.

TABLE B: SOIL ANALYTICAL RESULTS - METALS							
CHEVRON STATION 91851, 451 HEGENBERGER ROAD, OAKLAND, CALIFORNIA							
			<i>Cadmium</i>	<i>Total Chromium</i>	<i>Lead</i>	<i>Nickel</i>	<i>Zinc</i>
<i>ESL² Table G</i>			NE	NE	NE	NE	NE
<i>ESL³ Table K-3</i>			39	NE	750	260	230,000
<i>Sample ID</i>	<i>Depth (fbg)</i>	<i>Sample Date</i>	All results reported in mg/kg				
B-10	6	8/17/2012	0.526	41.5	35.4	42.1	39
B-11	6	8/16/2012	0.701	40.6	15	39.4	44.4
NE = Not Established							

5.0 CONCLUSIONS

Based on this investigation and the investigation that took place in March 2012 the following conclusions can be made:

- TPHd and TPHg concentrations detected appear to be primarily related to analytical carbon chain overlap and are likely representative of motor oil. Boring B-14 appears to be an exception to this conclusion.
- The extents of petroleum hydrocarbons in soil have been delineated laterally and vertically. Vertically, the petroleum hydrocarbons that exceed applicable ESLs in soil primarily extend to approximately 9 fbg.

The remedial excavation limits are shown on Figures 2 through 5. The remedial excavation work plan is presented below.

6.0 REMEDIAL EXCAVATION WORK PLAN

CRA proposes a remedial excavation of approximately 25 by 58 feet and a depth of approximately 9 fbg (Figure 2 and 3). CRA will complete the remedial excavation prior

to the new station building being built. Currently the excavation is projected to commence in mid-October 2012.

Monitoring wells MW-2 and MW-3 have been destroyed via pressure grouting on September 14, 2012. MW-2 is within the excavation limits and MW-3 is located adjacent to the diesel UST, which was removed by the property owner on September 18, 2012.

6.1 RATIONALE FOR EXCAVATION LIMITS AND CLEANUP GOALS

The purpose of the remedial excavation is to remove, to the extent practicable, LNAPL observed in well MW-2 and any residual hydrocarbons associated with the former used-oil UST. CRA provides the following technical justification for the proposed excavation limits.

Motor oil LNAPL is observed in well MW-2 and petroleum hydrocarbons are detected in soil near the former used-oil UST between 5 and 9 fbg. The excavation goal is to remove soil with motor oil LNAPL in the area surrounding the former used-oil UST and MW-2.

6.2 REMEDIAL EXCAVATION SCOPE OF WORK

The tasks associated with the remedial excavation are described below.

Site Health and Safety Plan

CRA will prepare a comprehensive site health and safety plan to protect site workers, inspectors, and the public. The plan will be reviewed and signed daily by each site worker, kept onsite, and followed during all field activities.

Public Notification

CRA will contact adjacent property owners and tenants, and post flyers on the outside of the fence describing the excavation activities.

Permits

CRA and/or the excavation contractor will perform all required regulatory notifications and acquire all the required permits from the various agencies prior to proceeding with the proposed excavation. Anticipated notifications and permits include: well

destruction, grading, air quality management, hydrant water permit, and publicly owned treatment works (POTW) for treated groundwater discharge, if necessary.

Utility Location and Clearance

CRA will mark the proposed excavation extents and will notify Underground Service Alert (USA) a minimum of 48 hours prior to field activities. A licensed private utility location survey will also be completed prior to initiating the field work.

Excavation Methods

CRA will implement the excavation in the following steps:

- CRA will oversee the mobilization and setup of secure fencing around the work zone and staging areas as needed for security purposes.
- To prevent the excavated sidewalls from collapsing and provide safety to the workers and public, the limits of the proposed excavations will be properly sloped as required.
- Soil will be removed using an excavator, stockpiled on visqueen, loaded into a truck for transportation the next day, and transported under manifest to a California-approved landfill for disposal. Any water yielded from the excavated soils will be captured and treated or properly disposed of offsite.
- If dewatering is required during excavation, groundwater will be pumped to a temporary holding tank. The stored water will be treated onsite using aqueous-phase granular-activated carbon (GAC) for discharge under permit from the local publicly-owned treatment works (POTW) to an onsite sanitary sewer connection. Groundwater is anticipated to be encountered at approximately 5 fbg. CRA and its subcontractors will oversee the construction of the dewatering system.
- Approximately 5 to 10 excavation bottom soil samples will be collected from the excavations base. If possible, sidewall soil samples will be collected at the capillary fringe and at the bottom of the excavation. Soil samples collected for analysis will be capped with Teflon® tape and plastic end caps. All samples will be properly sealed, labeled, preserved on ice, logged on Chain-of-Custody forms, and released to California Certified laboratory for analysis. CRA's *Standard Field Procedures for Compliance Sampling* is presented in Appendix E.
- After soil sample collection, the excavation will be immediately backfilled with approved Class II aggregate.

Chemical Analysis

Select soil samples will be analyzed for:

- TPHmo and TPHd by EPA Method 8015B modified with Silica Gel clean up
- TPHg by EPA Method 8015B modified
- BTEX and MTBE by EPA Method 8260B

Backfilling

The excavation will be backfilled with Class II aggregate material, placed in 8-inch layers from the bottom of the excavation to existing grade. The engineered backfill will be compacted to a minimum of 90 percent relative compaction, or as required by the grading permit. The property owner's geotechnical consultant's recommendations are included as Appendix G.

7.0 TIMEFRAME AND REPORTING

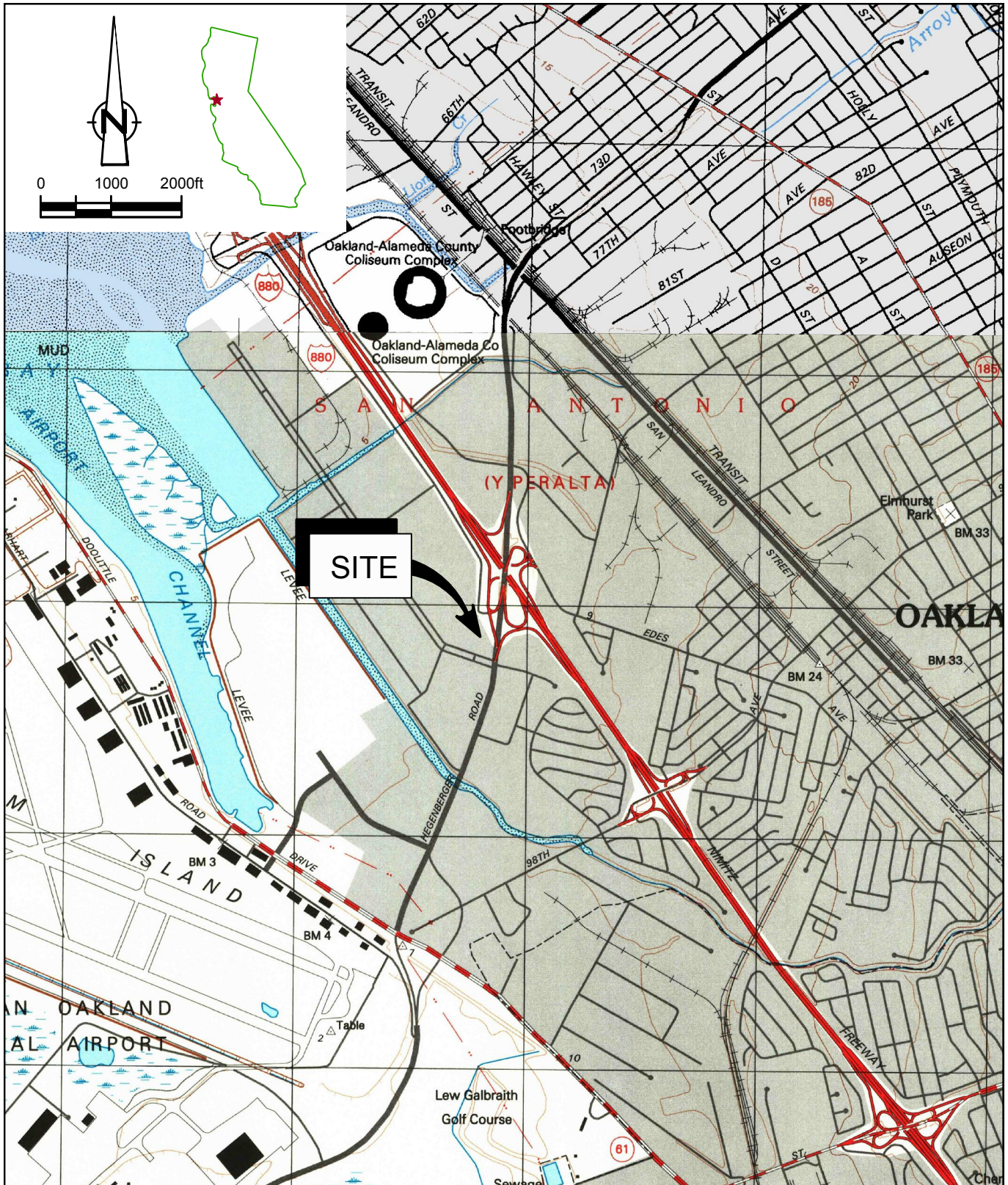
The remedial excavation is anticipated to commence in mid-October 2012 and is dependent on the current station building demolition by the property owner. The excavation will take approximately 2 weeks to complete.

A summary report of excavation and well destruction activities will be submitted to ACEH within approximately 90 days of completing the remedial excavation and all well destructions that, at a minimum, will contain:

- A description of the well destruction activities
- A description of the excavation activities
- Soil sampling results
- Soil and waste water treatment and disposal methods
- A site plan showing the excavation limits

Additionally, CRA will prepare and submit State of California Department of Water Resources (DWR) Well Completion Reports for the destroyed and replacement wells.

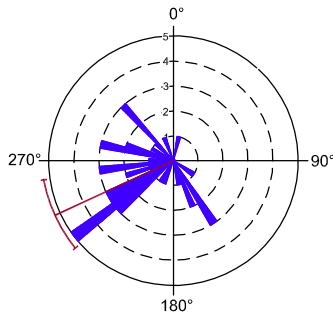
FIGURES



SOURCE: USGS QUADRANGLE MAP;
 EAST OAKLAND, CALIFORNIA; DATE: 1997
 SAN LEANDRO, CALIFORNIA; DATE: 1993

Figure 1
 VICINITY MAP
 CHEVRON SERVICE STATION 91851
 451 HEGENBERGER ROAD
 Oakland, California





HISTORICAL GROUNDWATER FLOW DIRECTION
1995 - 1Q 2012

LEGEND

- MONITORING WELL LOCATION
- SOIL BORING LOCATION
- ▲ PRE-PROFILE SOIL BORING LOCATION
- E --- ELECTRICAL LINE
- S --- SEWER LINE
- ▨ PREVIOUS USED OIL UST EXCAVATION

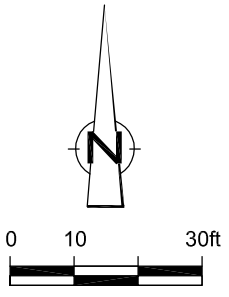
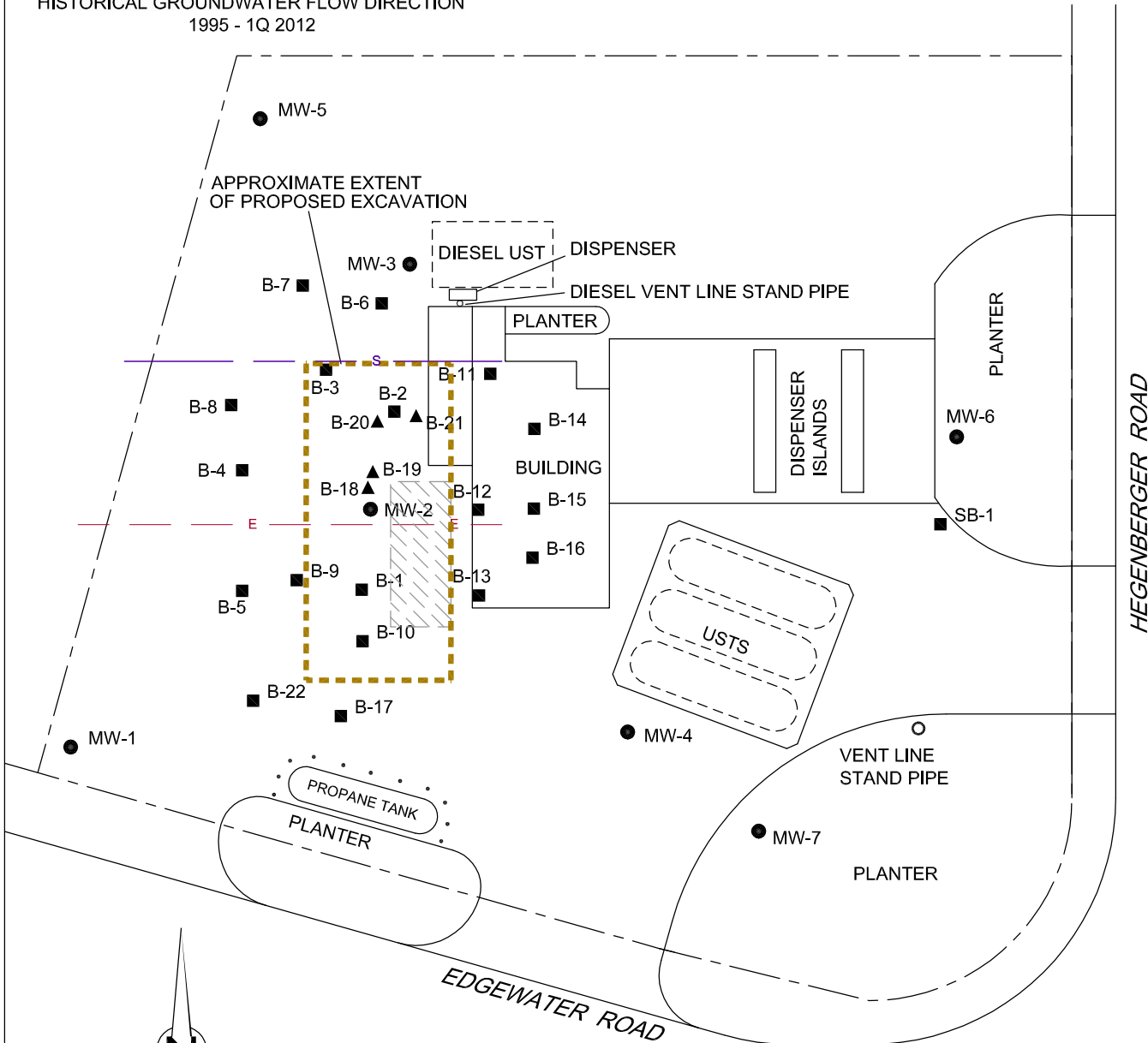
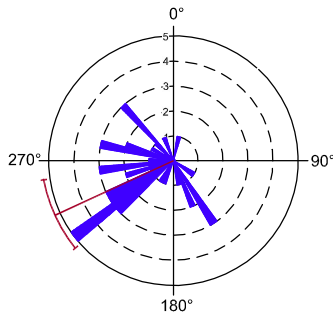


Figure 2

**SITE PLAN WITH PROPOSED EXCAVATION
ISOCONCENTRATION MAP
CHEVRON SERVICE STATION 91851
451 HEGENBERGER ROAD
Oakland, California**





HISTORICAL GROUNDWATER FLOW DIRECTION
1995 - 1Q 2012

LEGEND

- MONITORING WELL LOCATION
- SOIL BORING LOCATION
- ▲ PRE-PROFILE SOIL BORING LOCATION
- E --- ELECTRICAL LINE
- S --- SEWER LINE
- 100 --- TPHmo CONCENTRATION CONTOUR
- WELL**
TPHmo
DEPTH
(DATE)
WELL DESIGNATION
TPHmo CONCENTRATION (mg/kg)
SAMPLE DEPTH (FEET BELOW GRADE)
DATE
- ▨ PREVIOUS USED-OIL UST EXCAVATION

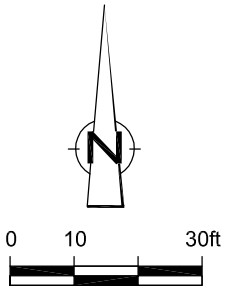
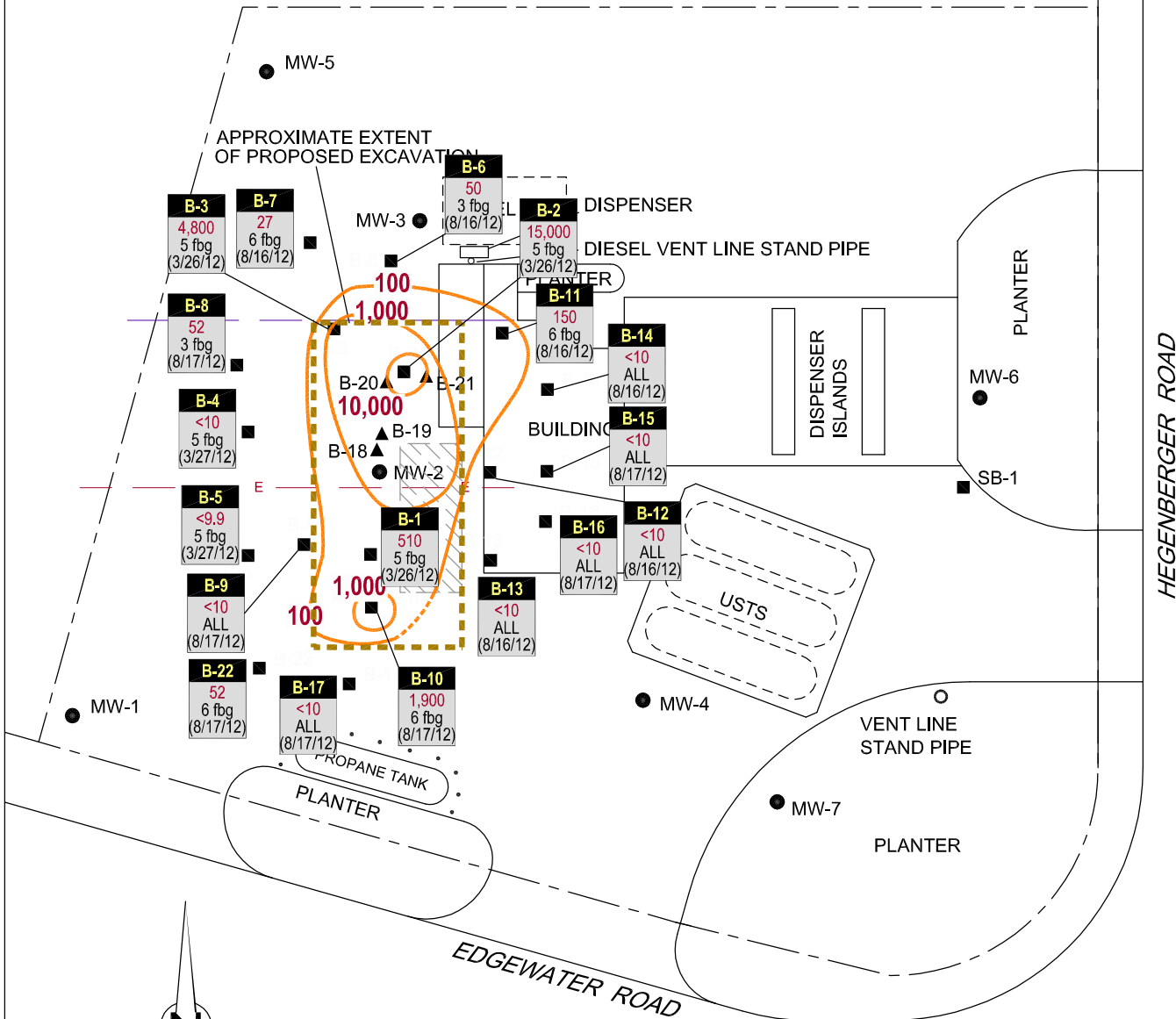
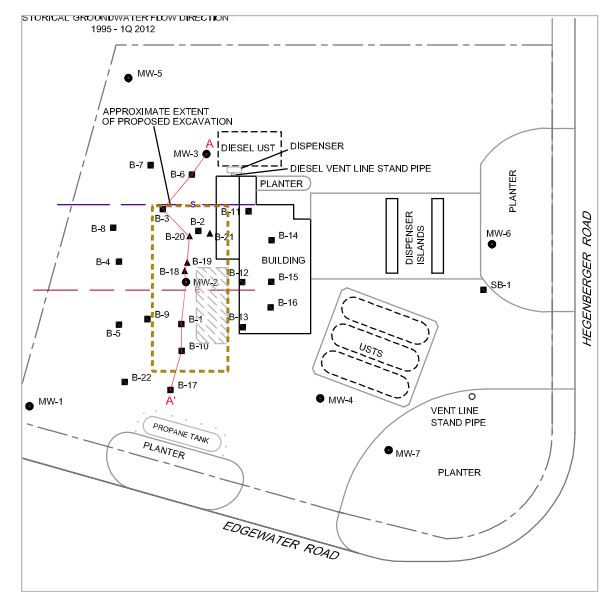
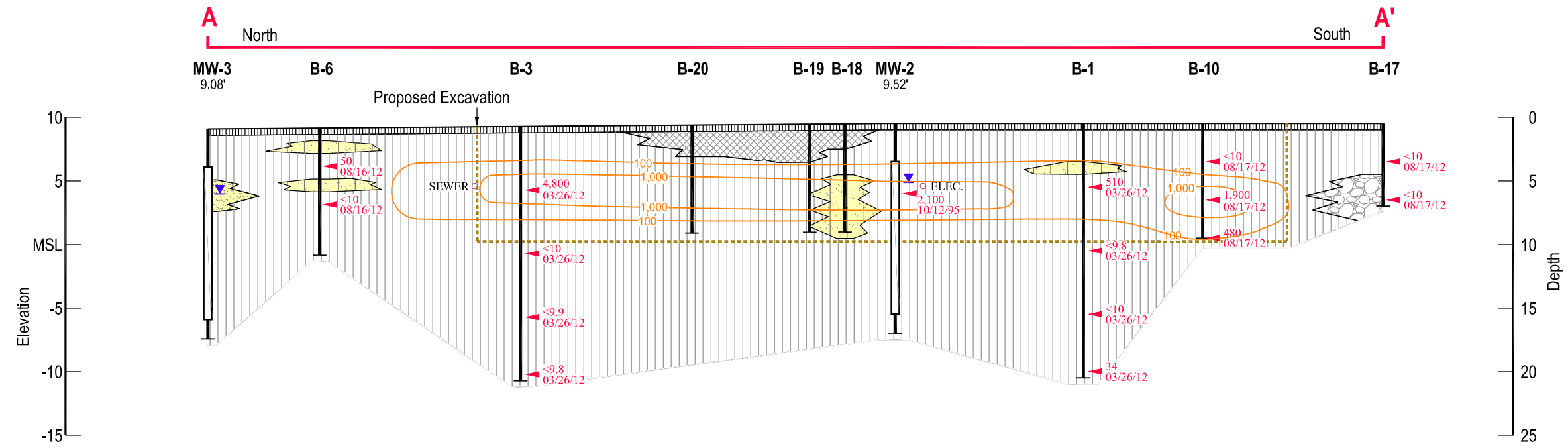


Figure 3
MAXIMUM TPHmo SOIL
ISOCONCENTRATION MAP
CHEVRON SERVICE STATION 91851
451 HEGENBERGER ROAD
Oakland, California





EXPLANATION

	ASPH - ASPHALT / CONCRETE		Well ID - Well Designation
	FILL - GRAVEL, SAND, AND SILT MIXTURE; SP; OR SW		Elev. (offset) - Top of Casing Elevation
	SP - POORLY-GRADED SANDS, GRAVELLY SANDS, LITTLE OR NO FINES		Groundwater Monitoring Well
	SW - WELL-GRADED SAND, GRAVELLY SANDS, LITTLE OR NO FINES		Well Screen Interval
	SM - SILTY SANDS, SAND-SILT MIXTURES		Bottom of boring
	SC - CLAYEY SANDS, SAND-CLAY MIXTURES		Approximate sample location
	ML; CL - INORGANIC SILT, AND CLAY MIXTURES WITH LOW TO MODERATE PLASTICITY		TPHmo isoconcentration contour, in milligrams per kilogram (mg/kg) (dashed where inferred)
	GW - WELL GRADED GRAVEL WITH SAND		TPHmo concentrations in soil, in milligrams per kilogram (mg/kg)
			Depth to groundwater (3/6/12)

NOTE: Depths of sewer and electrical line are approximate.

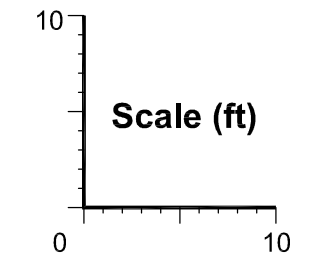
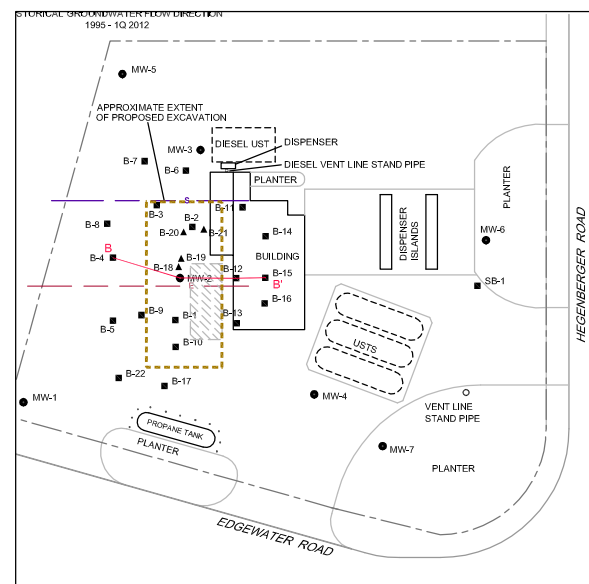
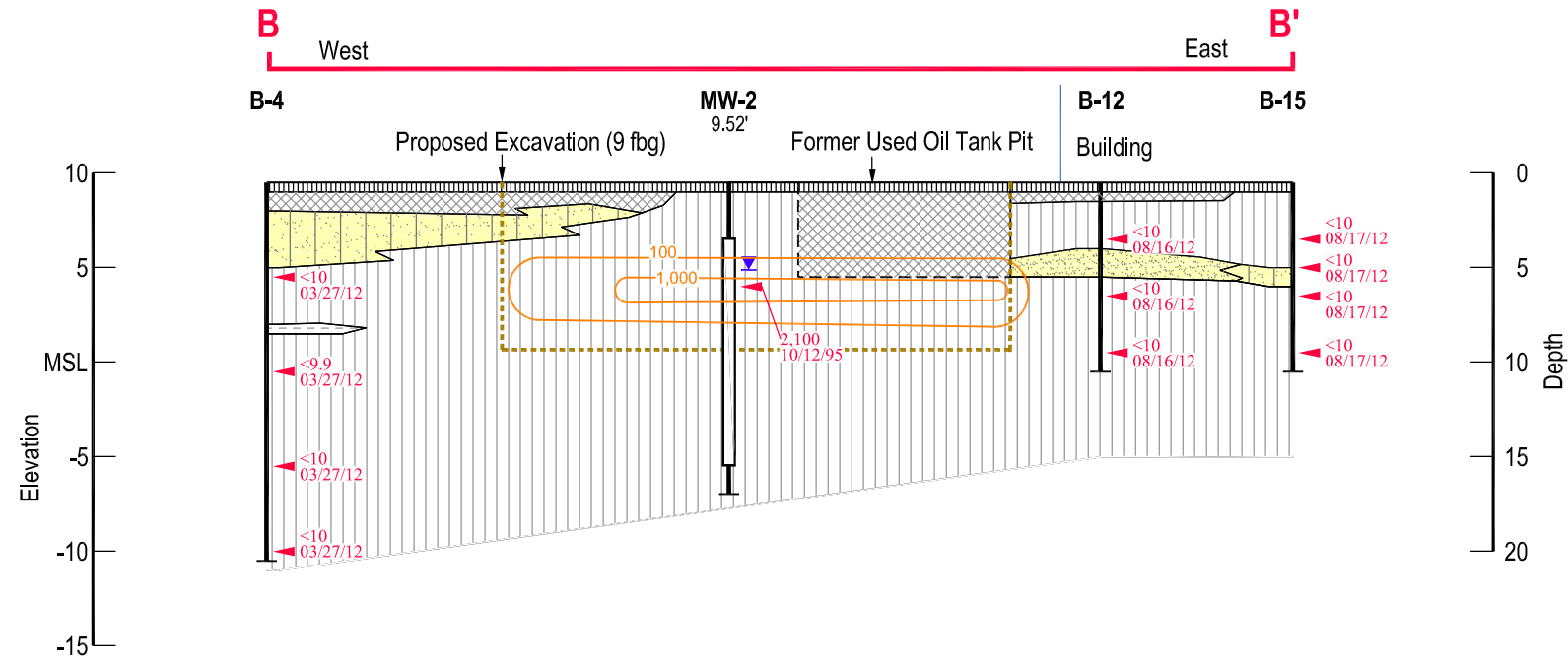


Figure 4
GEOLOGIC CROSS SECTION A-A'
CHEVRON SERVICE STATION 91851
451 HEGENBERGER ROAD
Oakland, California





EXPLANATION

	ASPH - ASPHALT / CONCRETE		Well Designation
	FILL - GRAVEL, SAND, AND SILT MIXTURE; SP; SW; OR PEA GRAVEL		Top of Casing Elevation
	SP - POORLY-GRADED SANDS, GRAVELLY SANDS, LITTLE OR NO FINES		Groundwater Monitoring Well
	SW - WELL-GRADED SAND, GRAVELLY SANDS, LITTLE OR NO FINES		Well Screen Interval
	SM - SILTY SANDS, SAND-SILT MIXTURES		Bottom of boring
	SC - CLAYEY SANDS, SAND-CLAY MIXTURES		Approximate sample location
	ML; CL - INORGANIC SILT, AND CLAY MIXTURES WITH LOW TO MODERATE PLASTICITY		TPHmo isoconcentration contour, in milligrams per kilogram (mg/kg) (dashed where inferred)
	OH - ORGANIC SOIL		TPHmo concentrations in soil, in milligrams per kilogram (mg/kg)
NOTE: Depths of sewer and electrical line are approximate.			Depth to groundwater (3/6/12)

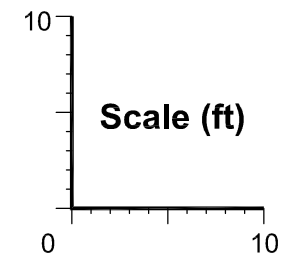


Figure 5
GEOLOGIC CROSS SECTION B-B'
CHEVRON SERVICE STATION 91851
451 HEGENBERGER ROAD
Oakland, California



TABLES

TABLE 1

SOIL ANALYTICAL DATA - PETROLEUM HYDROCARBONS METALS
 CHEVRON STATION 91851
 451 HEGENBERGER DRIVE
 OAKLAND, CALIFORNIA

Sample ID	Date	Depth (fbg)	TOG	TPHmo	TPHd	TPHg	Benzene	Toluene	Ethyl- benzene	Total Xylenes	MTBE	TBA	DIPE	ETBE	TAME	Ethanol	VOCs	HVOCs	Methanol	MEK	Cd	Cr	Pb	Ni	Zn		
				with Silica gel	with Silica gel																						
Reported in milligrams per kilogram (mg/kg)																											
ESL (Table G), Soil Leaching to Drinking Water Resource			NE	NE	83	83	83	0.044	2.9	3.3	2.3	0.023	0.075	NE	NE	NE	NE	NE	NE	NE	3.9	NE	NE	NE	NE		
ESL (Table K-3), Construction/Trench Worker Exposure			12,000	12,000	4,200	4,200	4,200	12	650	210	420	2,800	320,000	NE	NE	NE	NE	NE	NE	NE	34,000	39	NE	750	260	230,000	
2012 CRA Soil Borings																											
B-6	8/16/2012	3	--	50	--	18	<1.0	<0.0005	<0.001	<0.001	<0.001	<0.0005	--	--	--	--	--	--	--	--	--	--	--	--	--		
B-6	8/16/2012	6	--	<10	--	<4.0	<1	<0.0005	<0.0009	<0.0009	<0.0009	<0.0005	--	--	--	--	--	--	--	--	--	--	--	--	--		
B-6	8/16/2012	9	--	<10	--	4.2	<1.0	0.015	<0.001	<0.001	<0.001	0.057	--	--	--	--	--	--	--	--	--	--	--	--	--		
B-7	8/16/2012	3.5	--	<10	--	<4.0	<1.0	<0.0005	<0.0009	<0.0009	<0.0009	<0.0005	--	--	--	--	--	--	--	--	--	--	--	--	--		
B-7	8/16/2012	6	--	27	--	<4.0	<1	<0.0005	<0.0009	<0.0009	<0.0009	0.0008	--	--	--	--	--	--	--	--	--	--	--	--	--		
B-7	8/16/2012	9	--	<10	--	<4.0	<1	0.037	0.001	<0.001	<0.001	0.030	--	--	--	--	--	--	--	--	--	--	--	--	--		
B-8	8/17/2012	3	--	52	--	14	<1	<0.0005	<0.001	<0.001	<0.001	0.002	--	--	--	--	--	--	--	--	--	--	--	--	--		
B-8	8/17/2012	6	--	<10	--	<4.0	<1.0	<0.0005	<0.001	<0.001	<0.001	0.002	--	--	--	--	--	--	--	--	--	--	--	--	--		
B-8	8/17/2012	9	--	<10	--	<4.0	<1	<0.0005	<0.001	<0.001	<0.001	0.002	--	--	--	--	--	--	--	--	--	--	--	--	--		
B-9	8/17/2012	3	--	<10	--	<4.0	<1	<0.0005	<0.001	<0.001	<0.001	<0.0005	--	--	--	--	--	--	--	--	--	--	--	--	--		
B-9	8/17/2012	6	--	<10	--	<4.0	<1	<0.0005	<0.001	<0.001	<0.001	0.001	--	--	--	--	--	--	--	--	--	--	--	--	--		
B-9	8/17/2012	9	--	<10	--	<4.0	<1.0	<0.0005	<0.001	<0.001	<0.001	0.003	--	--	--	--	--	--	--	--	--	--	--	--	--		
B-10	8/17/2012	3	--	<10	--	5.4	<1.0	<0.0005	<0.001	<0.001	<0.001	<0.0005	--	--	--	--	--	--	--	--	--	--	--	--	--		
B-10	8/17/2012	6	--	1,900	--	1,100	54	<0.0005	<0.0009	<0.0009	0.003	0.003	<0.019	<0.001	<0.0009	0.001	<0.095	See Table 3	--	--	0.526	41.5	35.4	42.1	39		
B-10	8/17/2012	9	--	480	--	340	3.0	0.003	<0.001	<0.001	<0.001	0.061	--	--	--	--	--	--	--	--	--	--	--	--	--		
B-11	8/16/2012	3	--	<10	--	<4.0	<1	<0.0005	<0.0009	<0.0009	<0.0009	<0.0005	--	--	--	--	--	--	--	--	--	--	--	--	--		
B-11	8/16/2012	6	--	150	--	130	8.5	0.015	<0.001	0.090	0.008	0.0008	<0.020	<0.0009	<0.001	<0.001	<0.098	See Table 3	--	--	0.701	40.6	15.0	42.1	39		
B-11	8/16/2012	9	--	11	--	12	3.8	0.63	0.004	0.090	0.017	0.37	--	--	--	--	--	--	--	--	--	--	--	--	--		
B-12	8/16/2012	3	--	<10	--	<4.0	<1.0	<0.0005	<0.001	<0.001	<0.001	<0.0005	--	--	--	--	--	--	--	--	--	--	--	--	--		
B-12	8/16/2012	6	--	<10	--	<4.0	9.5	0.006	<0.001	0.14	0.002	0.002	--	--	--	--	--	--	--	--	--	--	--	--	--		
B-12	8/16/2012	9	--	<10	--	<4.0	1.0	0.006	0.001	0.018	0.001	0.18	--	--	--	--	--	--	--	--	--	--	--	--	--		
B-13	8/16/2012	3	--	<10	--	<4.0	<1	<0.0005	<0.001	<0.001	<0.001	<0.0005	--	--	--	--	--	--	--	--	--	--	--	--	--		
B-13	8/16/2012	6	--	<10	--	<4.0	<1	<0.0005	<0.001	<0.001	<0.001	<0.0005	--	--	--	--	--	--	--	--	--	--	--	--	--		
B-13	8/16/2012	9	--	<10	--	7.4	<1.0	<0.0005	<0.001	<0.001	<0.001	0.010	--	--	--	--	--	--	--	--	--	--	--	--	--		
B-14	8/16/2012	3	--	<10	--	15	5.4	0.001	<0.001	0.18	1.1	<0.0005	--	--	--	--	--	--	--	--	--	--	--	--	--		
B-14	8/16/2012	6	--	<10	--	140	160	0.058	<0.052	12	37	<0.026	--	--	--	--	--	--	--	--	--	--	--	--	--		
B-14	8/16/2012	9	--	<10	--	4.3	100	<0.024	<0.047	2.8	9.9	0.12	--	--	--	--	--	--	--	--	--	--	--	--	--		

TABLE 1

SOIL ANALYTICAL DATA - PETROLEUM HYDROCARBONS METALS
 CHEVRON STATION 91851
 451 HEGENBERGER DRIVE
 OAKLAND, CALIFORNIA

Sample ID	Date	Depth (fbg)	TOG	TPHmo	TPHd	TPHg	Benzene	Toluene	Ethyl- benzene	Total Xylenes	MTBE	TBA	DIPE	ETBE	TAME	Ethanol	VOCs	HVOCs	Methanol	MEK	Cd	Cr	Pb	Ni	Zn
				with Silica gel	with Silica gel																				
Reported in milligrams per kilogram (mg/kg)																									
ESL (Table G), Soil Leaching to Drinking Water Resource			NE	NE	83	83	83	0.044	2.9	3.3	2.3	0.023	0.075	NE	NE	NE	NE	NE	NE	3.9	NE	NE	NE	NE	NE
ESL (Table K-3), Construction/Trench Worker Exposure			12,000	12,000	4,200	4,200	4,200	12	650	210	420	2,800	320,000	NE	NE	NE	NE	NE	NE	34,000	39	NE	750	260	230,000
B-15	8/17/2012	3	--	<10	--	<4.0	<1	<0.0005	<0.0009	<0.0009	<0.0009	<0.0005	--	--	--	--	--	--	--	--	--	--	--	--	--
B-15	8/17/2012	4.5	--	<10	--	34	15	0.020	<0.001	0.083	0.003	0.002	--	--	--	--	--	--	--	--	--	--	--	--	--
B-15	8/17/2012	6	--	<10	--	6.4	15	0.040	<0.001	0.28	0.020	0.005	--	--	--	--	--	--	--	--	--	--	--	--	--
B-15	8/17/2012	9	--	<10	--	<4.0	3.5	0.008	<0.001	0.083	0.009	0.083	--	--	--	--	--	--	--	--	--	--	--	--	--
B-16	8/17/2012	3	--	<10	--	<4.0	<1	<0.0005	<0.001	<0.001	<0.001	<0.0005	--	--	--	--	--	--	--	--	--	--	--	--	--
B-16	8/17/2012	6	--	<10	--	<4.0	<1	<0.0005	<0.001	<0.001	<0.001	<0.0005	--	--	--	--	--	--	--	--	--	--	--	--	--
B-16	8/17/2012	9	--	<10	--	<4.0	<1.0	<0.0005	<0.001	<0.001	<0.001	0.021	--	--	--	--	--	--	--	--	--	--	--	--	--
B-17	8/17/2012	3	--	<10	--	12	<1	<0.0005	<0.001	<0.001	<0.001	<0.0005	--	--	--	--	--	--	--	--	--	--	--	--	--
B-17	8/17/2012	6	--	<10	--	<4.0	<1	<0.0005	<0.0009	<0.0009	<0.0009	<0.0005	--	--	--	--	--	--	--	--	--	--	--	--	--
B-22	8/17/2012	3	--	<10	--	<4.0	<1	<0.0005	<0.001	<0.001	<0.001	0.003	--	--	--	--	--	--	--	--	--	--	--	--	--
B-22	8/17/2012	6	--	52	--	17	<1	<0.0005	<0.001	<0.001	<0.001	0.001	--	--	--	--	--	--	--	--	--	--	--	--	--
B-22	8/17/2012	9	--	<10	--	<4.0	<1	<0.0005	<0.001	<0.001	<0.001	0.032	--	--	--	--	--	--	--	--	--	--	--	--	--
B-1	3/26/2012	5	--	510	--	300	<10	<0.0005	<0.001	<0.001	<0.001	0.0008	<0.020	<0.001	<0.001	<0.001	--	--	--	--	--	--	--	--	--
B-1	3/26/2012	10	--	<9.8	--	7.6	<1.0	<0.0005	<0.001	<0.001	<0.001	0.001	<0.020	<0.001	<0.001	<0.001	--	--	--	--	--	--	--	--	--
B-1	3/26/2012	15	--	<10	--	10	1.1	<0.0005	<0.001	<0.001	<0.001	<0.0005	<0.020	<0.001	<0.001	<0.001	--	--	--	--	--	--	--	--	--
B-1	3/26/2012	19.5	--	34	--	22	4.3	<0.0005	<0.001	<0.001	<0.001	<0.0005	<0.020	<0.001	<0.001	<0.001	--	--	--	--	--	--	--	--	--
B-2	3/26/2012	5	--	15,000	--	9,900	52	0.016	0.002	0.006	0.041	0.002	<0.019	<0.001	<0.001	<0.001	--	--	--	--	--	--	--	--	--
B-2	3/26/2012	10	--	<9.9	--	5.0	<0.9	0.021	<0.001	<0.001	<0.001	0.009	<0.021	<0.001	<0.001	<0.001	--	--	--	--	--	--	--	--	--
B-2	3/26/2012	15	--	<9.8	--	8.4	<1	<0.0005	<0.001	<0.001	<0.001	<0.0005	<0.020	<0.001	<0.001	<0.001	--	--	--	--	--	--	--	--	--
B-2	3/26/2012	19.5	--	<9.9	--	<4.0	<1.0	<0.0005	<0.001	<0.001	<0.001	<0.0005	<0.020	<0.001	<0.001	<0.001	--	--	--	--	--	--	--	--	--
B-3	3/26/2012	5	--	4,800	--	3,200	330	<0.026	<0.053	<0.053	<0.053	<0.026	<1.1	<0.053	<0.053	<0.053	--	--	--	--	--	--	--	--	--
B-3	3/26/2012	10	--	<10	--	9.4	<1	0.002	<0.001	<0.001	<0.001	0.005	<0.020	<0.001	<0.001	<0.001	--	--	--	--	--	--	--	--	--
B-3	3/26/2010	15	--	<9.9	--	4.5	<1.0	<0.0005	<0.001	<0.001	<0.001	<0.0005	<0.019	<0.001	<0.001	<0.001	--	--	--	--	--	--	--	--	--
B-3	3/26/2012	19.5	--	<9.8	--	<3.9	<1.1	<0.0005	<0.001	<0.001	<0.001	<0.0005	<0.020	<0.001	<0.001	<0.001	--	--	--	--	--	--	--	--	--
B-4	3/27/2012	5	--	<10	--	<4.0	<1	<0.0005	<0.001	<0.001	<0.001	0.003	<0.021	<0.001	<0.001	<0.001	--	--	--	--	--	--	--	--	--
B-4	3/27/2012	10	--	<9.9	--	4.0	<1	<0.0005	<0.001	<0.001	<0.001	<0.0005	<0.020	<0.001	<0.001	<0.001	--	--	--	--	--	--	--	--	--
B-4	3/27/2012	15	--	<10	--	4.1	<0.9	<0.0005	<0.001	<0.001	<0.001	<0.0005	<0.020	<0.001	<0.001	<0.001	--	--	--	--	--	--	--	--	--
B-4	3/27/2012	19.5	--	<10	--	4.7	<1.0	<0.0005	<0.001	<0.001	<0.001	<0.0005	<0.020	<0.001	<0.001	<0.001	--	--	--	--	--	--	--	--	--

TABLE 1

SOIL ANALYTICAL DATA - PETROLEUM HYDROCARBONS METALS
 CHEVRON STATION 91851
 451 HEGENBERGER DRIVE
 OAKLAND, CALIFORNIA

Sample ID	Date	Depth (fbg)	TOG	TPHmo with Silica gel	TPHd with Silica gel	TPHg	Benzene	Toluene	Ethyl-benzene	Total Xylenes	MTBE	TBA	DIPE	ETBE	TAME	Ethanol	VOCs	HVOCs	Methanol	MEK	Cd	Cr	Pb	Ni	Zn	
Reported in milligrams per kilogram (mg/kg)																										
ESL (Table G), Soil Leaching to Drinking Water Resource			NE	NE	83	83	83	0.044	2.9	3.3	2.3	0.023	0.075	NE	NE	NE	NE	NE	NE	NE	3.9	NE	NE	NE	NE	NE
ESL (Table K-3), Construction/Trench Worker Exposure			12,000	12,000	4,200	4,200	4,200	12	650	210	420	2,800	320,000	NE	NE	NE	NE	NE	NE	NE	34,000	39	NE	750	260	230,000
B-5	3/27/2012	5	--	<9.9	--	<4.0	<1	<0.0005	<0.001	<0.001	<0.001	0.0009	<0.021	<0.001	<0.001	<0.001	--	--	--	--	--	--	--	--	--	--
B-5	3/27/2012	10	--	<10	--	<4.0	<1.0	<0.0005	<0.001	<0.001	<0.001	0.0005	<0.019	<0.001	<0.001	<0.001	--	--	--	--	--	--	--	--	--	--
B-5	3/27/2012	15	--	<10	--	4.1	<1	<0.0005	<0.001	<0.001	<0.001	<0.0005	<0.020	<0.001	<0.001	<0.001	--	--	--	--	--	--	--	--	--	--
B-5	3/27/2012	19.5	--	<10	--	5.1	<1	<0.0005	<0.001	<0.001	<0.001	<0.0005	<0.021	<0.001	<0.001	<0.001	--	--	--	--	--	--	--	--	--	--
2001 Delta Monitoring Well Installation and Groundwater Sampling Results - Revised																										
MW-5-4	10/17/2000	4	--	--	--	--	<1.0	<0.005	<0.005	<0.005	<0.005	0.147	<10.0	<0.1	<0.1	<0.1	<150	--	--	--	--	--	--	--	--	--
MW-6-4.5	10/17/2000	4.5	--	--	--	--	<1.0	<0.005	<0.005	<0.005	<0.005	<0.1	<10.0	<0.1	<0.1	<0.1	<150	--	--	--	--	--	--	--	--	--
MW-7-6.0	10/17/2000	6	--	--	--	--	<1.0	<0.005	<0.005	<0.005	<0.005	<0.1	<10.0	<0.1	<0.1	<0.1	<150	--	--	--	--	--	--	--	--	--
MW-7-9.0	10/17/2000	9	--	--	--	--	<1.0	<0.005	<0.005	<0.005	<0.005	0.172	<10.0	<0.1	<0.1	<0.1	<150	--	--	--	--	--	--	--	--	--
1998 Geo-Logic Report of Soil Sampling below Waste Oil Tank and Fuel Dispensers																										
WO-E	12/17/1998	5	240*	--	<0.1**	--	<0.1	<0.005	<0.005	<0.005	<0.005	<0.1***	--	--	--	--	--	<0.5	--	--	0.89	1.2	2	14	39	
Disp NW	12/17/1998	2	--	--	--	--	200	<0.005	<0.005	27	14	<0.1***	--	--	--	--	--	--	--	--	--	--	--	--	--	
Disp NE	12/17/1998	2	--	--	--	--	2,700	200	64	310	290	<0.1***	--	--	--	--	--	--	--	--	--	--	--	--	--	
Disp SW	12/17/1998	2	--	--	--	--	120	<0.005	27	41	33	<0.1***	--	--	--	--	--	--	--	--	--	--	--	--	--	
Disp SE	12/17/1998	2	--	--	--	--	3,800	170	93	240	270	<0.1***	--	--	--	--	--	--	--	--	--	--	--	--	--	
1995 Gettler-Ryan Preliminary Investigation																										
SB1-5.5	10/12/1995	5.5	--	--	--	--	<1	<0.0050	<0.0050	<0.0050	<0.0050	--	--	--	--	--	--	--	--	--	--	--	--	--	--	--
MW1-4	10/12/1995	4	--	--	--	--	<1	<0.0050	<0.0050	<0.0050	<0.0050	--	--	--	--	--	--	--	--	--	--	--	--	--	--	--
MW2-5.5	10/12/1995	5.5	2,100	--	77	--	8.4	<0.005	<0.0050	0.0097	0.025	--	--	--	--	--	--	9.2a	--	--	--	--	--	--	--	
MW3-5	10/12/1995	5	--	--	--	--	<1	<0.0050	<0.0050	<0.0050	<0.0050	--	--	--	--	--	ND	--	<1.0	<0.20	--	--	--	--	--	
MW4-5	10/12/1995	5	--	--	--	--	<1	<0.0050	<0.0050	<0.0050	<0.0050	--	--	--	--	--	--	--	--	--	--	--	--	--	--	

TABLE 1

SOIL ANALYTICAL DATA - PETROLEUM HYDROCARBONS METALS
 CHEVRON STATION 91851
 451 HEGENBERGER DRIVE
 OAKLAND, CALIFORNIA

Sample ID	Date	Depth (fbg)	TOG	TPHmo with Silica gel	TPHd with Silica gel	TPHg	Benzene	Toluene	Ethyl-benzene	Total Xylenes	MTBE	TBA	DIPE	ETBE	TAME	Ethanol	VOCs	HVOCs	Methanol	MEK	Cd	Cr	Pb	Ni	Zn
Reported in milligrams per kilogram (mg/kg)																									
ESL (Table G), Soil Leaching to Drinking Water Resource			NE	NE	83	83	83	0.044	2.9	3.3	2.3	0.023	0.075	NE	NE	NE	NE	NE	NE	3.9	NE	NE	NE	NE	NE
ESL (Table K-3), Construction/Trench Worker Exposure			12,000	12,000	4,200	4,200	4,200	12	650	210	420	2,800	320,000	NE	NE	NE	NE	NE	NE	34,000	39	NE	750	260	230,000

Notes:

- Total oil and grease (TOG) by EPA Standard Method 5520E&F unless otherwise noted
- Total petroleum hydrocarbons as diesel (TPHd) and gasoline (TPHg) by EPA Method 8015M unless otherwise noted
- Benzene, toluene, ethylbenzene, xylenes (BTEX) by EPA Method 8020 prior to year 2000, by EPA Method 8260 after year 1998
- Methyl tertiary butyl ether (MTBE) by EPA Method 8260 unless otherwise noted
- Tertiary butyl alcohol (TBA), di-isopropyl ether (DIPE), ethyl tertiary butyl ether (ETBE), tert-amyl methyl ether (TAME) and ethanol by EPA Method 8260
- Volatile organic compounds (VOCs) by EPA Method 8240 unless otherwise noted
- Halogenated volatile organic compounds (HVOCs) by EPA Method 8010 unless otherwise noted
- Methanol by EPA Method 8015
- Methyl ethyl ketone (MEK) by EPA Method 8015
- Cadmium (Cd), chromium (Cr), lead (Pb), nickel (Ni), zinc (Zn) by EPA 7000 Series Methods
- fbg = Feet below grade
- = Not analyzed
- <x = Not detected above laboratory method detection limit x
- * = TOG analyzed by EPA Method 8020
- ** = TPHd analyzed by EPA Method 8020
- *** = MTBE analyzed by EPA Method 8020
- ND = No compounds detected above various detection limits
- a = 9.2 mg/kg chloroform, no other analyzed HVOCs detected

TABLE 2

SOIL ANALYTICAL DATA - VOLATILE ORGANIC COMPOUNDS
 CHEVRON STATION 91851
 451 HEGENBERGER ROAD
 OAKLAND, CALIFORNIA

Sample ID	Date	Depth (fbg)	Acetone	<i>t</i> -Amyl methyl ether	Benzene	Bromobenzene	Bromochloromethane	Bromodichloromethane	Bromoform	Bromomethane	2-Butanone	<i>t</i> -Butyl alcohol	<i>n</i> -Butylbenzene	<i>sec</i> -Butylbenzene	<i>tert</i> -Butylbenzene	Carbon Disulfide	Carbon Tetrachloride	Chlorobenzene	Chloroethane	2-Chloroethyl Vinyl Ether	Chloroform	Chloromethane	2-Chlorotoluene	4-Chlorotoluene	1,2-Dibromo-3-chloropropane	Dibromochloromethane	1,2-Dibromomethane	
ESL (Table G), Soil Leaching to Drinking Water Resource			0.5	NE	0.044	NE	NE	1.9	2.2	0.39	NE	NE	NE	NE	NE	NE	0.11	1.5	0.85	NE	2.1	6.4	NE	NE	0.0045	8.3	0.00033	
ESL (Table K-3), Construction/Trench Worker Exposure			100,000	NE	12	NE	NE	53	4,800	29	NE	NE	NE	NE	NE	NE	1.9	680	420	NE	63	310	NE	NE	5.3	460	1.7	
B-10	08/17/12	6	0.015	0.001	<0.0005	<0.0009	<0.0009	<0.0009	<0.0009	<0.002	<0.004	<0.019	0.018	0.068	0.008	<0.0009	<0.0009	<0.0009	<0.002	<0.002	<0.0009	<0.002	<0.0009	<0.0009	<0.0009	<0.002	<0.0009	<0.0009
B-11	08/16/12	6	<0.007	<0.001	0.015	<0.001	<0.001	<0.001	<0.001	<0.002	<0.004	<0.020	0.078	0.038	0.015	<0.001	<0.001	<0.001	<0.002	<0.002	<0.001	<0.002	<0.001	<0.001	<0.001	<0.002	<0.001	<0.001

Notes:

All analytes were analyzed by EPA Method 8260 Full Scan.

<x = Not detected above method detection limit

Concentrations are in milligrams per kilogram

TABLE 2

SOIL ANALYTICAL DATA - VOLATILE ORGANIC COMPOUNDS
 CHEVRON STATION 91851
 451 HEGENBERGER ROAD
 OAKLAND, CALIFORNIA

Sample ID	Date	Depth (fbg)	Dibromomethane	1,2-Dichlorobenzene	1,3-Dichlorobenzene	1,4-Dichlorobenzene	Dichlorodifluoromethane	1,1-Dichloroethane	1,2-Dichloroethane	1,1-Dichloroethene	cis-1,2-Dichloroethene	trans-1,2-Dichloroethene	1,2-Dichloropropane	1,3-Dichloropropane	2,2-Dichloropropane	1,1-Dichloropropene	cis-1,3-Dichloropropene	trans-1,3-Dichloropropene	Ethanol	Ethyl tertiary butyl ether	Ethylbenzene	Freon 113	Hexachlorobutadiene	2-Hexanone	di-Isopropyl ether	Isopropylbenzene	p-Isopropyltoluene	Methyl Tertiary Butyl Ether	
ESL (Table G), Soil Leaching to Drinking Water Resource			NE	1.1	7.4	0.59	NE	0.2	0.0045	1.0	0.19	0.67	0.12	0.059	NE	NE	NE	NE	NE	NE	3.3	NE	2.2	NE	NE	NE	NE	NE	0.023
ESL (Table K-3), Construction/Trench Worker Exposure			NE	600	600	110	NE	200	21	800	270	420	37	16	NE	NE	NE	NE	NE	NE	21	NE	150	NE	NE	NE	NE	NE	2,800
B-10	08/17/12	6	<0.0009	<0.0009	<0.0009	<0.0009	<0.002	<0.0009	<0.0009	<0.0009	<0.0009	<0.0009	<0.0009	<0.0009	<0.0009	<0.0009	<0.0009	<0.0009	<0.095	<0.0009	<0.0009	<0.002	<0.002	<0.003	<0.0009	0.039	<0.0009	0.003	
B-11	08/16/12	6	<0.001	<0.001	<0.001	<0.001	<0.002	<0.001	<0.001	<0.001	<0.001	<0.001	<0.001	<0.001	<0.001	<0.001	<0.001	<0.001	<0.098	<0.001	0.090	<0.002	<0.002	<0.003	<0.001	<0.001	<0.001	0.0008	

Notes:

All analytes were analyzed by EPA Me
 <x = Not detected above method detect
 Concentrations are in milligrams per ki

TABLE 2

SOIL ANALYTICAL DATA - VOLATILE ORGANIC COMPOUNDS
CHEVRON STATION 91851
451 HEGENBERGER ROAD
OAKLAND, CALIFORNIA

Sample ID	Date	Depth (ft)	4-Methyl-2-pentanone	Methylene Chloride	Naphthalene	n-Propylbenzene	Styrene	1,1,1,2-Tetrachloroethane	1,1,2,2-Tetrachloroethane	Tetrachloroethene	Toluene	1,2,3-Trichlorobenzene	1,2,4-Trichlorobenzene	1,1,1-Trichloroethane	1,1,2-Trichloroethane	Trichloroethene	Trichlorofluoromethane	1,2,3-Trichloropropane	1,2,4-Trimethylbenzene	1,3,5-Trimethylbenzene	Vinyl Chloride	m+p-Xylene	o-Xylene
<i>ESL (Table G), Soil Leaching to Drinking Water Resource</i>			NE	0.077	3.4	NE	1.5	0.024	0.018	0.7	2.9	NE	1.5	7.8	0.07	0.46	NE	NE	NE	NE	0.085	2.3	2.3
<i>ESL (Table K-3), Construction/Trench Worker Exposure</i>			NE	630	130	NE	1,500	190	24	30	650	NE	320	1,200	46	170	NE	NE	NE	NE	2.0	420	420
B-10	08/17/12	6	<0.003	<0.002	<0.0009	0.062	<0.0009	<0.0009	<0.0009	<0.0009	<0.0009	<0.0009	<0.0009	<0.0009	<0.0009	<0.0009	<0.002	<0.0009	<0.0009	<0.0009	<0.0009	0.002	0.001
B-11	08/16/12	6	<0.003	<0.002	0.19	0.39	<0.001	<0.001	<0.001	<0.001	<0.001	<0.001	<0.001	<0.001	<0.001	<0.001	<0.002	<0.001	0.002	0.001	<0.001	0.008	<0.001

Notes:

All analytes were analyzed by EPA Met
<x = Not detected above method detect
Concentrations are in milligrams per ki

TABLE 3

SOIL ANALYTICAL DATA - SEMI-VOLATILE ORGANIC COMPOUNDS
CHEVRON STATION 91851
451 HEGENBERGER ROAD
OAKLAND, CALIFORNIA

Sample ID	Date	Depth (fbg)	Acenaphthene	Acenaphthylene	Anthracene	Benzo (a) anthracene	Benzo (a) pyrene	Benzo (b) fluoranthene	Benzo (g,h,i) perylene	Benzo (k) fluoranthene	4-Bromophenyl-phenylether	Butylbenzylphthalate	Di-n-butylphthalate	Carbazole	4-Chloro-3-methylphenol	4-Chloroaniline	Bis (2-Chloro-3-methylpheno)	Bis (2-Chloroethyl) ether	2-Chloronaphthalene	2-Chlorophenol	4-Chlorophenyl-phenylether	2,2'-oxybis (1-Chloropropane)	Chrysene	Dibenz (a,h) anthracene	Dibenzofuran	1,2-Dichlorobenzene	1,3-Dichlorobenzene
<i>ESL (Table G), Soil Leaching to Drinking Water Resource ESL (Table K-3),</i>			16	13	2.8	12	130	46	27	2.7	NE	NE	NE	NE	NE	0.053	NE	0.00054	NE	0.012	NE	NE	23	9.9	NE	1.1	7.4
<i>Construction/Trench Worker Exposure</i>			17,000	11,000	100,000	15	2	15	11,000	15	NE	NE	NE	NE	NE	3,100	NE	3	NE	320	NE	NE	2,400	2.4	NE	600	600
B-10	08/17/12	6	0.045	0.058	0.19	0.70	0.32	0.31	0.65	0.098	<0.083	<0.33	<0.33	<0.083	<0.083	<0.083	<0.083	<0.083	<0.083	<0.083	<0.083	<0.083	0.53	<0.017	<0.083	<0.083	<0.083
B-11	08/16/12	6	<0.003	0.015	0.031	0.015	0.012	0.013	0.033	0.003	<0.017	<0.067	<0.067	<0.017	<0.017	<0.017	<0.017	<0.017	<0.007	<0.017	<0.017	<0.017	0.013	<0.003	<0.017	<0.017	<0.017

Notes:

All analytes were analyzed by EPA Method 8260 Full Scan.

<x = Not detected above method detection limit

Concentrations are in milligrams per kilogram

TABLE 3

SOIL ANALYTICAL DATA - SEMI-VOLATILE ORGANIC COMPOUNDS
CHEVRON STATION 91851
451 HEGENBERGER ROAD
OAKLAND, CALIFORNIA

Sample ID	Date	Depth (fbg)	1,4-Dichlorobenzene	3,3'-Dichlorophenol	2,4-Dichlorophenol	Diethyl phthalate	2,4-Dimethylphenol	Dimethylphthalate	4,6-Dinitro-2-methylphenol	2,4-Dinitrophenol	2,4-Dinitrotoluene	2,6-Dinitrotoluene	bis (2-Ethylhexyl) phthalate	Fluoranthene	Fluorene	Hexachlorobenzene	Hexachlorobutadiene	Hexachlorocyclopentadiene	Hexachloroethane	Indeno (1,2,3-cd) pyrene	Isophorone	2-Methylnaphthalene	2-Methylphenol	4-Methylphenol	Naphthalene	2-Nitroaniline
ESL (Table G), Soil Leaching to Drinking Water Resource			0.59	NE	0.3	0.035	0.67	0.035	NE	0.042	0.00039	NE	780	60	8.9	790	2.2	NE	3	13	NE	0.25	NE	NE	3.4	NE
ESL (Table K-3), Construction/Trench Worker Exposure			11	NE	2,200	320,000	15,000	4,000,000	NE	11,000	56	NE	1,400	14,000	12,000	16	150	NE	400	24	NE	1,400	NE	NE	130	NE
B-10	08/17/12	6	<0.083	<0.50	<0.083	<0.33	<0.083	<0.33	<0.083	<1.5	<0.33	<0.083	3.6	0.51	0.17	<0.017	<0.083	<0.83	<0.17	0.14	<0.083	<0.017	<0.083	<0.083	0.027	<0.083
B-11	08/16/12	6	<0.017	<0.10	<0.017	<0.067	<0.017	<0.067	<0.17	<0.30	<0.067	<0.017	0.073	0.026	0.039	<0.003	<0.017	<0.17	<0.033	0.009	<0.017	1.8	<0.017	<0.017	1.5	<0.017

Notes:

All analytes were analyzed by EPA Meth
<x = Not detected above method detection
Concentrations are in milligrams per kil

TABLE 3

SOIL ANALYTICAL DATA - SEMI-VOLATILE ORGANIC COMPOUNDS
 CHEVRON STATION 91851
 451 HEGENBERGER ROAD
 OAKLAND, CALIFORNIA

Sample ID	Date	Depth (fbg)	3-Nitroaniline	4-Nitroaniline	Nitrobenzene	2-Nitrophenol	4-Nitrophenol	N-nitroso-di-n-propylamine	N-Nitrosodiphenylamine	Di-n-octylphthalate	Pentachlorophenol	Phenanthrene	Phenol	Pyrene	1,2,4-Trichlorobenzene	2,4,5-Trichlorophenol	2,4,6-Trichlorophenol
<i>ESL (Table G), Soil Leaching to Drinking Water Resource</i>			NE	NE	NE	NE	NE	NE	NE	NE	2,700,000	11	0.076	85	1.5	0.18	0.23
<i>ESL (Table K-3), Construction/Trench Worker Exposure</i>			NE	NE	NE	NE	NE	NE	NE	NE	99	11,000	230,000	21,000	320	17,000	77
B-10	08/17/12	6	<0.33	<0.33	<0.083	<0.083	<0.83	<0.083	0.24	<0.33	<0.17	<0.017	<0.083	0.96	<0.083	<0.083	<0.083
B-11	08/16/12	6	<0.067	<0.067	<0.017	<0.017	<0.17	<0.017	<0.017	<0.067	<0.033	0.069	<0.017	0.041	<0.017	<0.017	<0.017

Notes:

All analytes were analyzed by EPA Meth
 <x = Not detected above method detectic
 Concentrations are in milligrams per kil

APPENDIX A
REGULATORY CORRESPONDENCE

ALAMEDA COUNTY
HEALTH CARE SERVICES
AGENCY
ALEX BRISCOE, Agency Director



ENVIRONMENTAL HEALTH SERVICES
ENVIRONMENTAL PROTECTION
1131 Harbor Bay Parkway, Suite 250
Alameda, CA 94502-6577
(510) 567-6700
FAX (510) 337-9335

August 15, 2012

Ms. Catalina Espino Devine
Chevron Environmental Management Co.
6101 Bollinger Canyon Road
San Ramon, CA 94583
(sent via electronic mail to
espino@chevron.com)

Mr. Mark Gomez
City of Oakland
250 Frank Ogawa Plaza,
Suite 5301
Oakland, CA, 9461
(sent via electronic mail to
mgomez@oaklandnet.com)

Simgas LLC
655 Montgomery St #1900
San Francisco, CA 94111

Gurinder Grewal & Singh Navdeep
349 Brienne Ct.
Pleasanton, CA 94566
(sent via electronic mail to grewalngns@yahoo.com)

Subject: Modified Work Plan Approval; Fuel Leak Case No. RO0000464; (Global ID # T0600102238);
Chevron #9-1851, 451 Hegenberger Road, Oakland, CA 94612

Dear Ladies and Gentlemen:

Alameda County Environmental Health Department (ACEH) staff has reviewed the case file, including the *First Semi-Annual 2012 Groundwater Monitoring and Sampling Report*, dated May 4, 2012, the *Subsurface Investigation Report*, dated May 11, 2012, and the *Work Plan for Subsurface Investigation*, dated August 9, 2012. These reports were prepared and submitted on your behalf by Conestoga-Rovers & Associates (CRA). Thank you for submitting the reports.

The subsurface investigation report documented the installation of soil bores B-1 to B-5 around the former waste oil UST location in an initial effort to provide lateral and vertical delineation of the extent of waste oil Light Non-Aqueous Phased Liquids (LNAPL) and related soil and groundwater contamination. The work documented lateral delineation in soil to the west, as well as vertical delineation in soil; however, delineation in soil in the three remaining cardinal directions was not initially accomplished, and the lateral extent of groundwater contamination was not accomplished except to the southwest (B-5). Also a part of the previously proposed work, the vertical extent of gasoline contamination proximal to and downgradient of, the eastern dispenser island by the installation of two soil bores, could not be undertaken due to activities related to the construction of the BART rail extension to the Oakland Airport.

Due to pending reconstruction and expansion of the service station building (targeted for initiation in October 2012), it was judged that additional lateral delineation of the waste oil LNAPL release and related soil contamination required further delineation and refinement to the south, east, and north. As a consequence, the referenced work plan proposes the installation of up to 11 soil bores; including three potential step-out soil bores to the east should further lateral delineation be required in that direction. The information generated would allow better design of remedial actions, currently anticipated to be remedial excavation.

Based on ACEH staff review of the work plan the proposed scope of work is conditionally approved for implementation provided that the technical comments below are incorporated during the proposed field investigation. Submittal of a revised work plan or a work plan addendum is not required unless an alternate scope of work outside that described in the work plan or technical comments below is proposed. We request that you address the following technical comments, perform the proposed work, and send us the reports described below. Please provide 72-hour advance written notification to this office (e-mail preferred to: mark.detterman@acgov.org) prior to the start of field activities.

TECHNICAL COMMENTS

1. **Collection and Analysis of Soil Samples** – ACEH generally concurs with the proposed soil collection regimen, and the selected analytical suite, contained in the work plan; however, ACEH has two requests concerning this area of the work plan:
 - a. **Waste Oil Analytical Suite** – To date standard waste oil analytical testing does not appear to have been conducted at the site. As a consequence, ACEH requests, at a minimum, the collection and submittal of the two highest concentrations in soil samples for these contaminants (full VOC scan by EPA Method 8260, Semi-Volatiles by EPA Method 8270, and LUFT metals). Because the soil bores and samples are anticipated to be perimeter delineation soil samples, further characterization within the core zone of the LNAPL plume may be required for excavation confirmation samples as well as for soil disposal purposes.
 - b. **Submittal of Soil Samples** - ACEH did not specifically locate details for the minimum number of soil samples proposed to be submitted for analysis. The perception of ACEH is that all soil samples collected will be submitted for analysis (per work plan phrasing and the August 6, 2012 conference call); however, to preclude miscommunication, please ensure that the soil samples collected are also analyzed as outlined in the work plan.
2. **Request for Collection of Groundwater Grab Samples** – Because lateral delineation of groundwater contamination associated with the waste oil LNAPL has not been achieved, ACEH requests the collection and analysis of grab groundwater samples from the soil bores per the proposed, and above modified, analytical suite. ACEH requests only that a sufficient number of grab groundwater samples be collected to accomplish this task around the entire perimeter of the investigation area.
3. **Request for Resumption of Dispenser Associated Investigation Activities** – Because onsite construction activities related to the BART rail extension to the airport have significantly diminished, and a drill rig will be made available for the waste oil investigation, ACEH requests resumption of previously proposed gasoline dispenser related contamination activities at the site in the pending work effort.

TECHNICAL REPORT REQUEST

Please upload technical reports to the ACEH ftp site (Attention: Mark Detterman), and to the State Water Resources Control Board's Geotracker website, in accordance with the specified file naming convention below, according to the following schedule:

- **September 21, 2012** – Soil and Groundwater Investigation, and Work Plan for Interim Remedial Actions
File to be named: SWI_IRAP_R_yyyy-mm-dd
- **December 3, 2012** – Second Semi-Annual 2012 Groundwater Monitoring Report
File to be named GWM_R_yyyy-mm-dd
- **May 27, 2013** – First Semi-Annual 2013 Groundwater Monitoring
File to be named GWM_R_yyyy-mm-dd

These reports are being requested pursuant to California Health and Safety Code Section 25296.10. 23 CCR Sections 2652 through 2654, and 2721 through 2728 outline the responsibilities of a responsible party in response to an unauthorized release from a petroleum UST system, and require your compliance with this request.

Online case files are available for review at the following website: <http://www.acgov.org/aceh/index.htm>. If your email address does not appear on the cover page of this notification, ACEH is requesting you provide your email address so that we can correspond with you quickly and efficiently regarding your case.

Ladies & Gentlemen
RO0000464
August 15, 2012, Page 3

If you have any questions, please call me at (510) 567-6876 or send me an electronic mail message at mark.detterman@acgov.org.

Sincerely,



Digitally signed by Mark E. Detterman
DN: cn=Mark E. Detterman, o, ou, email,
c=US
Date: 2012.08.15 12:00:50 -07'00'

Mark E. Detterman, PG, CEG
Senior Hazardous Materials Specialist

Enclosures: Attachment 1 – Responsible Party (ies) Legal Requirements / Obligations
Electronic Report Upload (ftp) Instructions

cc: Tina Hariu, Conestoga-Rovers & Assoc., 5900 Hollis Street, Suite A, Emeryville, CA 94608
(sent via electronic mail to thariu@croworld.com)

Nathan Lee, Conestoga-Rovers & Assoc., 5900 Hollis Street, Suite A, Emeryville, CA 94608
(sent via electronic mail to nlee@croworld.com)

Bob Clark-Riddell, Pangea Environmental Services, Inc., 1710 Franklin Street, Suite 200, Oakland, CA 94612 (sent via electronic mail to BRiddell@pangeaenv.com)

Leroy Griffin, Oakland Fire Department, 250 Frank H. Ogawa Plaza, Suite 3341, Oakland, CA 94612-2032 (sent via electronic mail to lgriffin@oaklandnet.com)

Donna Drogos, (sent via electronic mail to donna.drogos@acgov.org)
Mark Detterman (sent via electronic mail to mark.detterman@acgov.org)
Electronic File, GeoTracker

Attachment 1
Responsible Party(ies) Legal Requirements/Obligations

REPORT/DATA REQUESTS

These reports/data are being requested pursuant to Division 7 of the California Water Code (Water Quality), Chapter 6.7 of Division 20 of the California Health and Safety Code (Underground Storage of Hazardous Substances), and Chapter 16 of Division 3 of Title 23 of the California Code of Regulations (Underground Storage Tank Regulations).

ELECTRONIC SUBMITTAL OF REPORTS

ACEH's Environmental Cleanup Oversight Programs (Local Oversight Program [LOP] for unauthorized releases from petroleum Underground Storage Tanks [USTs], and Site Cleanup Program [SCP] for unauthorized releases of non-petroleum hazardous substances) require submission of reports in electronic format pursuant to Chapter 3 of Division 7, Sections 13195 and 13197.5 of the California Water Code, and Chapter 30, Articles 1 and 2, Sections 3890 to 3895 of Division 3 of Title 23 of the California Code of Regulations (23 CCR). Instructions for submission of electronic documents to the ACEH FTP site are provided on the attached "Electronic Report Upload Instructions."

Submission of reports to the ACEH FTP site is in addition to requirements for electronic submittal of information (ESI) to the State Water Resources Control Board's (SWRCB) Geotracker website. In April 2001, the SWRCB adopted 23 CCR, Division 3, Chapter 16, Article 12, Sections 2729 and 2729.1 (Electronic Submission of Laboratory Data for UST Reports). Article 12 required electronic submittal of analytical laboratory data submitted in a report to a regulatory agency (effective September 1, 2001), and surveyed locations (latitude, longitude and elevation) of groundwater monitoring wells (effective January 1, 2002) in Electronic Deliverable Format (EDF) to Geotracker. Article 12 was subsequently repealed in 2004 and replaced with Article 30 (Electronic Submittal of Information) which expanded the ESI requirements to include electronic submittal of any report or data required by a regulatory agency from a cleanup site. The expanded ESI submittal requirements for petroleum UST sites subject to the requirements of 23 CCR, Division, 3, Chapter 16, Article 11, became effective December 16, 2004. All other electronic submittals required pursuant to Chapter 30 became effective January 1, 2005. Please visit the SWRCB website for more information on these requirements. (http://www.waterboards.ca.gov/water_issues/programs/ust/electronic_submittal/)

PERJURY STATEMENT

All work plans, technical reports, or technical documents submitted to ACEH must be accompanied by a cover letter from the responsible party that states, at a minimum, the following: "I declare, under penalty of perjury, that the information and/or recommendations contained in the attached document or report is true and correct to the best of my knowledge." This letter must be signed by an officer or legally authorized representative of your company. Please include a cover letter satisfying these requirements with all future reports and technical documents submitted for this fuel leak case.

PROFESSIONAL CERTIFICATION & CONCLUSIONS/RECOMMENDATIONS

The California Business and Professions Code (Sections 6735, 7835, and 7835.1) requires that work plans and technical or implementation reports containing geologic or engineering evaluations and/or judgments be performed under the direction of an appropriately registered or certified professional. For your submittal to be considered a valid technical report, you are to present site specific data, data interpretations, and recommendations prepared by an appropriately licensed professional and include the professional registration stamp, signature, and statement of professional certification. Please ensure all that all technical reports submitted for this fuel leak case meet this requirement.

UNDERGROUND STORAGE TANK CLEANUP FUND

Please note that delays in investigation, late reports, or enforcement actions may result in your becoming ineligible to receive grant money from the state's Underground Storage Tank Cleanup Fund (Senate Bill 2004) to reimburse you for the cost of cleanup.

AGENCY OVERSIGHT

If it appears as though significant delays are occurring or reports are not submitted as requested, we will consider referring your case to the Regional Board or other appropriate agency, including the County District Attorney, for possible enforcement actions. California Health and Safety Code, Section 25299.76 authorizes enforcement including administrative action or monetary penalties of up to \$10,000 per day for each day of violation.

Alameda County Environmental Cleanup Oversight Programs (LOP and SCP)	REVISION DATE: July 25, 2012
	ISSUE DATE: July 5, 2005
	PREVIOUS REVISIONS: October 31, 2005; December 16, 2005; March 27, 2009; July 8, 2010
SECTION: Miscellaneous Administrative Topics & Procedures	SUBJECT: Electronic Report Upload (ftp) Instructions

The Alameda County Environmental Cleanup Oversight Programs (petroleum UST and SCP) require submission of all reports in electronic form to the county's FTP site. Paper copies of reports will no longer be accepted. The electronic copy replaces the paper copy and will be used for all public information requests, regulatory review, and compliance/enforcement activities.

REQUIREMENTS

- **Please do not submit reports as attachments to electronic mail.**
- Entire report including cover letter must be submitted to the ftp site as a **single Portable Document Format (PDF) with no password protection.**
- It is **preferable** that reports be converted to PDF format from their original format, (e.g., Microsoft Word) rather than scanned.
- **Signature pages and perjury statements must be included and have either original or electronic signature.**
- **Do not password protect the document.** Once indexed and inserted into the correct electronic case file, the document will be secured in compliance with the County's current security standards and a password. **Documents with password protection will not be accepted.**
- Each page in the PDF document should be rotated in the direction that will make it easiest to read on a computer monitor.
- Reports must be named and saved using the following naming convention:

RO#_Report Name_Year-Month-Date (e.g., RO#5555_WorkPlan_2005-06-14)

Submission Instructions

- 1) Obtain User Name and Password
 - a) Contact the Alameda County Environmental Health Department to obtain a User Name and Password to upload files to the ftp site.
 - i) Send an e-mail to deh.loptoxic@acgov.org
 - b) In the subject line of your request, be sure to include "**ftp PASSWORD REQUEST**" and in the body of your request, include the **Contact Information, Site Addresses, and the Case Numbers (RO# available in Geotracker) you will be posting for.**
- 2) Upload Files to the ftp Site
 - a) Using Internet Explorer (IE4+), go to <ftp://alcoftp1.acgov.org>
 - (i) Note: Netscape, Safari, and Firefox browsers will not open the FTP site as they are NOT being supported at this time.
 - b) Click on Page located on the Command bar on upper right side of window, and then scroll down to Open FTP Site in Windows Explorer.
 - c) Enter your User Name and Password. (Note: Both are Case Sensitive.)
 - d) Open "My Computer" on your computer and navigate to the file(s) you wish to upload to the ftp site.
 - e) With both "My Computer" and the ftp site open in separate windows, drag and drop the file(s) from "My Computer" to the ftp window.
- 3) Send E-mail Notifications to the Environmental Cleanup Oversight Programs
 - a) Send email to deh.loptoxic@acgov.org notify us that you have placed a report on our ftp site.
 - b) Copy your Caseworker on the e-mail. Your Caseworker's e-mail address is the entire first name then a period and entire last name @acgov.org. (e.g., firstname.lastname@acgov.org)
 - c) The subject line of the e-mail must start with the RO# followed by **Report Upload**. (e.g., Subject: RO1234 Report Upload) If site is a new case without an RO#, use the street address instead.
 - d) If your document meets the above requirements and you follow the submission instructions, you will receive a notification by email indicating that your document was successfully uploaded to the ftp site.

APPENDIX B

SUMMARY OF ENVIRONMENTAL INVESTIGATION & REMEDIATION

SUMMARY OF ENVIRONMENTAL INVESTIGATION & REMEDIATION

CHEVRON SERVICE STATION 91851

1995 Preliminary Site Assessment

In October 1995, Gettler-Ryan (G-R) performed a preliminary site assessment to assess the presence and extent of petroleum hydrocarbon in soil and groundwater. Soil boring SB-1 was advanced and monitoring wells MW-1 through MW-4 were installed. Additional information is available in G-R's *Preliminary Site Assessment* dated December 29, 1995.

1997 Site Evaluation

In September 1997, Pacific Environmental Group, Inc. (PEG) submitted an evaluation of the potential impacts of methyl tertiary-butyl ether (MTBE) in groundwater, including a file review, well survey, utility survey, and a sensitive receptor survey. Additional information is available in PEG's *Site Evaluation for Potential MtBE Impacts* dated September 30, 1997.

1998 Soil Borings

In April 1998, hand auger soil borings GW-2 through GW-5 were advanced, and grab ground water samples were collected at each location. Additional information is available in PEG's *Groundwater Investigation* dated May 21, 1998.

1998 UST Removal and Dispenser Sampling

In December 1998, Geo-Logic (G-L) removed a 1,000-gallon used-oil underground storage tank (UST). Free product was observed on the groundwater during the UST removal. Additional information is available in G-L's *Report of Soil Sampling Below Waste Oil Tank and Fuel Dispensers* dated December 23, 1998.

2000 Monitoring Well Installation

In October 2000, Delta Environmental Consultants, Inc. (Delta) installed monitoring wells MW-5, MW-6 and MW-7. Additional information is available in Delta's *Monitoring Well Installation and Groundwater Sampling Results - Revised* dated January 25, 2001.

2001 - 2005 Groundwater Overpurging

Delta conducted eight overpurging events from May 3, 2001 to October 31, 2002. From May 20, 2003 to October 13, 2005, Cambria Environmental Technology, Inc. (Cambria) conducted five overpurging events. Approximately 6,000 gallons of groundwater was overpurged from monitoring wells MW-2, MW-4 and MW-7. In November 2005 Cambria ceased the overpurge events. Additional information is available in Cambria's *Interim Corrective Action Overpurge Results* dated November 7, 2005.

March 2012 Site Assessment

Conestoga-Rovers & Associates (CRA) advanced borings B-1 through B-5 to assess soil conditions in the vicinity of the former used-oil UST. The highest hydrocarbon concentrations occurred at approximately 5 fbg, in borings B-1 through B-3. Hydrocarbon concentrations were below environmental screening levels (ESLs) ¹ at and below 10 fbg. Hydrocarbon concentrations were below ESLs in down gradient borings B-4 and B-5. Additional information is available in CRA's *Subsurface Investigation Report* dated May 11, 2012.

1 San Francisco Bay Regional Water Quality Control Board (SFRWQCB), *Screening for Environmental Concerns at Sites with Contaminated Soil and Groundwater*, Interim Final, November 2007, revised May 2008.

APPENDIX C
DRILLING PERMITS

Alameda County Public Works Agency - Water Resources Well Permit



399 Elmhurst Street
Hayward, CA 94544-1395
Telephone: (510)670-6633 Fax:(510)782-1939

Application Approved on: 08/10/2012 By jamesy

Permit Numbers: W2012-0559
Permits Valid from 08/16/2012 to 08/17/2012

Application Id: 1343865660733
Site Location: 451 Hegenberger Road, Oakland, CA
Project Start Date: 08/16/2012
Assigned Inspector: Contact Steve Miller at (510) 670-5517 or stevem@acpwa.org

City of Project Site:Oakland

Completion Date:08/17/2012

Applicant: Conestoga-Rovers & Associates - Oliver Yan
5900 Hollis Street, Suite A, Emeryville, CA 94608
Property Owner: Navdeep Singh
349 Brianne Court, Pleasanton, CA 94566
Client: Chevron EMC
6001 Bollinger Canyon Road, San Ramon, CA 94583

Phone: 510-420-3372

Phone: --

Phone: --

Receipt Number: WR2012-0251 Total Due: \$265.00
Total Amount Paid: \$265.00
Payer Name : Conestoga-Rovers & Associates Inc. Paid By: CHECK PAID IN FULL

Works Requesting Permits:

Borehole(s) for Investigation-Environmental/Monitoring Study - 12 Boreholes
Driller: Vapor Tech Services - Lic #: 916085 - Method: DP

Work Total: \$265.00

Specifications

Permit Number	Issued Dt	Expire Dt	# Boreholes	Hole Diam	Max Depth
W2012-0559	08/10/2012	11/14/2012	12	3.00 in.	10.00 ft

Specific Work Permit Conditions

1. Backfill bore hole by tremie with cement grout or cement grout/sand mixture. Upper two-three feet replaced in kind or with compacted cuttings. All cuttings remaining or unused shall be containerized and hauled off site. The containers shall be clearly labeled to the ownership of the container and labeled hazardous or non-hazardous.
2. Boreholes shall not be left open for a period of more than 24 hours. All boreholes left open more than 24 hours will need approval from Alameda County Public Works Agency, Water Resources Section. All boreholes shall be backfilled according to permit destruction requirements and all concrete material and asphalt material shall be to Caltrans Spec or County/City Codes. No borehole(s) shall be left in a manner to act as a conduit at any time.
3. Permittee shall assume entire responsibility for all activities and uses under this permit and shall indemnify, defend and save the Alameda County Public Works Agency, its officers, agents, and employees free and harmless from any and all expense, cost, liability in connection with or resulting from the exercise of this Permit including, but not limited to, properly damage, personal injury and wrongful death.
4. Applicant shall contact Steve Miller for an inspection time at (510) 670-5517 or email to stevem@acpwa.org at least five (5) working days prior to starting, once the permit has been approved. Confirm the scheduled date(s) at least 24 hours prior to drilling.
5. Copy of approved drilling permit must be on site at all times. Failure to present or show proof of the approved permit application on site shall result in a fine of \$500.00.

Alameda County Public Works Agency - Water Resources Well Permit

6. Prior to any drilling activities onto any public right-of-ways, it shall be the applicants responsibilities to contact and coordinate a Underground Service Alert (USA), obtain encroachment permit(s), excavation permit(s) or any other permits required for that City or to the County and follow all City or County Ordinances. It shall also be the applicants responsibilities to provide to the Cities or to Alameda County a Traffic Safety Plan for any lane closures or detours planned. No work shall begin until all the permits and requirements have been approved or obtained.

7. Permit is valid only for the purpose specified herein. No changes in construction procedures, as described on this permit application. Boreholes shall not be converted to monitoring wells, without a permit application process.

APPENDIX D
BORING LOGS



Conestoga Rovers & Associates Inc.
 5900 Hollis Street, Suite A
 Emeryville, CA 94608
 Telephone: 510-420-0700
 Fax: 510-420-9170

BORING / WELL LOG

CLIENT NAME	Chevron Environmental Management Company	BORING/WELL NAME	B-6
JOB/SITE NAME	Former Chevron Service Station 91851	DRILLING STARTED	16-Aug-12
LOCATION	451 Hegenberger Road	DRILLING COMPLETED	16-Aug-12
PROJECT NUMBER	311976	WELL DEVELOPMENT DATE (YIELD)	NA
DRILLER	Vapor Tech Services C-57 #916085	GROUND SURFACE ELEVATION	NA
DRILLING METHOD	Hand-Auger	TOP OF CASING ELEVATION	NA
BORING DIAMETER	3-Inch	SCREENED INTERVALS	NA
LOGGED BY	A. McDonell	DEPTH TO WATER (First Encountered)	6.00 fbg (16-Aug-12)
REVIEWED BY	N. Lee, PG# 8486	DEPTH TO WATER (Static)	NA
REMARKS	Utility cleared by hand auger		

PID (ppm)	BLOW COUNTS	SAMPLE ID	EXTENT	DEPTH (fbg)	U.S.C.S.	GRAPHIC LOG	LITHOLOGIC DESCRIPTION	CONTACT DEPTH (fbg)	WELL DIAGRAM
				0.2			ASPHALT	0.2	
				0.5			FILL: Gravel, sand and silt mixture.	0.5	
				1.0	ML		SILT with sand: Brown; moist; low estimated plasticity; trace gravels.	1.0	
				2.0	SM		Silty SAND: Brown; moist; fine sand; trace gravel; low estimated plasticity.	2.0	
				4.0	CL		Lean CLAY: Dark brown; moist; moderate estimated plasticity.	4.0	
26.4		B-6 @ 3		5.0	SM		Silty SAND: Dark brown; moist; fine to medium sand; moderate estimated plasticity.	5.0	
				5.0				5.0	
				6.0				6.0	
19.5		B-6 @ 6		6.5			Sandy SILT: Brownish gray; moist; fine sand; low estimated plasticity.	6.5	
				6.5			@ 6.5 fbg: Color change to gray, wet, fine sand and gravel.	6.5	
				9.0				9.0	
58.2		B-6 @ 9		9.0			@ 9 fbg: Organic material and peat observed in soil.	9.0	
				10.0				10.0	
									Bottom of Boring @ 10 fbg

WELL LOG (PID) I:\CHEVRON\311976-1311976-311976-BORING LOGS.GPJ DEFAULT.GDT 8/30/12



Conestoga Rovers & Associates Inc.
 5900 Hollis Street, Suite A
 Emeryville, CA 94608
 Telephone: 510-420-0700
 Fax: 510-420-9170

BORING / WELL LOG

CLIENT NAME	<u>Chevron Environmental Management Company</u>	BORING/WELL NAME	<u>B-7</u>
JOB/SITE NAME	<u>Former Chevron Service Station 91851</u>	DRILLING STARTED	<u>16-Aug-12</u>
LOCATION	<u>451 Hegenberger Road</u>	DRILLING COMPLETED	<u>16-Aug-12</u>
PROJECT NUMBER	<u>311976</u>	WELL DEVELOPMENT DATE (YIELD)	<u>NA</u>
DRILLER	<u>Vapor Tech Services C-57 #916085</u>	GROUND SURFACE ELEVATION	<u>NA</u>
DRILLING METHOD	<u>Hand-Auger</u>	TOP OF CASING ELEVATION	<u>NA</u>
BORING DIAMETER	<u>3-Inch</u>	SCREENED INTERVALS	<u>NA</u>
LOGGED BY	<u>A. McDonell</u>	DEPTH TO WATER (First Encountered)	<u>5.00 fbg (16-Aug-12)</u> ▼
REVIEWED BY	<u>N. Lee, PG# 8486</u>	DEPTH TO WATER (Static)	<u>NA</u> ▼
REMARKS	<u>Utility cleared by hand auger</u>		

PID (ppm)	BLOW COUNTS	SAMPLE ID	EXTENT	DEPTH (fbg)	U.S.C.S.	GRAPHIC LOG	LITHOLOGIC DESCRIPTION	CONTACT DEPTH (fbg)	WELL DIAGRAM
							ASPHALT	0.2	
							FILL: Gravel, sand and silt mixture.	0.7	
					ML		SILT with sand: Brown; moist; fine sand; low estimated plasticity; trace gravels.	1.0	
					SM		SAND with silt: Brown; moist.	2.0	
					ML		SILT with sand: Gray; moist; fine sand; low estimated plasticity.	3.0	
26.8		B-7 @ 3			CH		Fat CLAY: Brownish gray; moist; high estimated plasticity.	5.0	
							Sandy SILT: Brownish gray; wet; low estimated plasticity.	5.0	
40.5		B-7 @ 6			ML			6.5	
					SM		Silty SAND: Gray; wet; fine sand; low estimated plasticity; organic material and peat present.	6.5	
33.5		B-7 @ 9						10.0	
				10					Bottom of Boring @ 10 fbg

WELL LOG (PID) I:\CHEVRON\311976-1\311976-3\311976-BORING LOGS.GPJ DEFAULT.GDT 9/6/12



Conestoga Rovers & Associates Inc.
 5900 Hollis Street, Suite A
 Emeryville, CA 94608
 Telephone: 510-420-0700
 Fax: 510-420-9170

BORING / WELL LOG

CLIENT NAME	<u>Chevron Environmental Management Company</u>	BORING/WELL NAME	<u>B-8</u>
JOB/SITE NAME	<u>Former Chevron Service Station 91851</u>	DRILLING STARTED	<u>17-Aug-12</u>
LOCATION	<u>451 Hegenberger Road</u>	DRILLING COMPLETED	<u>17-Aug-12</u>
PROJECT NUMBER	<u>311976</u>	WELL DEVELOPMENT DATE (YIELD)	<u>NA</u>
DRILLER	<u>Vapor Tech Services C-57 #916085</u>	GROUND SURFACE ELEVATION	<u>NA</u>
DRILLING METHOD	<u>Hand-Auger</u>	TOP OF CASING ELEVATION	<u>NA</u>
BORING DIAMETER	<u>3-Inch</u>	SCREENED INTERVALS	<u>NA</u>
LOGGED BY	<u>A. McDonell</u>	DEPTH TO WATER (First Encountered)	<u>6.00 fbg (17-Aug-12)</u> ▼
REVIEWED BY	<u>N. Lee, PG# 8486</u>	DEPTH TO WATER (Static)	<u>NA</u> ▼
REMARKS	<u>Utility cleared by hand auger</u>		

PID (ppm)	BLOW COUNTS	SAMPLE ID	EXTENT	DEPTH (fbg)	U.S.C.S.	GRAPHIC LOG	LITHOLOGIC DESCRIPTION	CONTACT DEPTH (fbg)	WELL DIAGRAM
				0.5			ASPHALT	0.5	
				1.5			FILL: Gravel, sand and silt mixture.	1.5	
1.0		B-8 @ 3		3.5	ML		SILT: Grayish brown; moist; moderate estimated plasticity.	3.5	
				4.5	CH		Fat CLAY: Gray; moist; high estimated plasticity.	4.5	
				5.0	ML		Clayey SILT with sand: Gray; moist; moderate estimated plasticity.	5.0	
				6.0	CH		CLAY with sand: Gray; moist; fine sand; high estimated plasticity.	6.0	
0.7		B-8 @ 6		6.0			SILT: Gray; wet; moderate estimated plasticity.	6.0	
				6.5			@ 6.5 fbg: Organic material and peat present.		
				9.0	ML			9.0	
0.9		B-8 @ 9		10.0				10.0	

WELL LOG (PID) I:\CHEVRON\311976-1\311976-1\311976-3\311976-BORING LOGS.GPJ DEFAULT.GDT 8/30/12



Conestoga Rovers & Associates Inc.
 5900 Hollis Street, Suite A
 Emeryville, CA 94608
 Telephone: 510-420-0700
 Fax: 510-420-9170

BORING / WELL LOG

CLIENT NAME	<u>Chevron Environmental Management Company</u>	BORING/WELL NAME	<u>B-9</u>
JOB/SITE NAME	<u>Former Chevron Service Station 91851</u>	DRILLING STARTED	<u>17-Aug-12</u>
LOCATION	<u>451 Hegenberger Road</u>	DRILLING COMPLETED	<u>17-Aug-12</u>
PROJECT NUMBER	<u>311976</u>	WELL DEVELOPMENT DATE (YIELD)	<u>NA</u>
DRILLER	<u>Vapor Tech Services C-57 #916085</u>	GROUND SURFACE ELEVATION	<u>NA</u>
DRILLING METHOD	<u>Hand-Auger</u>	TOP OF CASING ELEVATION	<u>NA</u>
BORING DIAMETER	<u>3-Inch</u>	SCREENED INTERVALS	<u>NA</u>
LOGGED BY	<u>O. Yan</u>	DEPTH TO WATER (First Encountered)	<u>6.00 fbg (17-Aug-12)</u> ▽
REVIEWED BY	<u>N. Lee, PG# 8486</u>	DEPTH TO WATER (Static)	<u>NA</u> ▽
REMARKS	<u>Utility cleared by hand auger</u>		

WELL LOG (PID) I:\CHEVRON\3119-1\311976-1\311976-3\311976-BORING LOGS.GPJ DEFAULT.GDT 8/30/12

PID (ppm)	BLOW COUNTS	SAMPLE ID	EXTENT	DEPTH (fbg)	U.S.C.S.	GRAPHIC LOG	LITHOLOGIC DESCRIPTION	CONTACT DEPTH (fbg)	WELL DIAGRAM
				0.0			ASPHALT	0.5	
					ML		SILT: Brown; moist; stiff; fine gravels, subrounded; low estimated plasticity.	2.0	
		B-9 @ 3'			CH		Fat CLAY: Grayish brown; moist; soft to stiff; moderate to high estimated plasticity.		
				5					
				0.0			@ 6 fbg: Wet.	▽	
		B-9 @ 6'					@ 6.5 fbg: Greenish gray brown; wet; very soft; moderate estimated plasticity.	7.5	
					ML		SILT: Brownish gray; wet; organic material and peat observed; moderate estimated plasticity.		
							@ 9 fbg: Black.		
		B-9 @ 9'						10.0	
				10					Bottom of Boring @ 10 fbg



Conestoga Rovers & Associates Inc.
 5900 Hollis Street, Suite A
 Emeryville, CA 94608
 Telephone: 510-420-0700
 Fax: 510-420-9170

BORING / WELL LOG

CLIENT NAME	<u>Chevron Environmental Management Company</u>	BORING/WELL NAME	<u>B-10</u>
JOB/SITE NAME	<u>Former Chevron Service Station 91851</u>	DRILLING STARTED	<u>17-Aug-12</u>
LOCATION	<u>451 Hegenberger Road</u>	DRILLING COMPLETED	<u>17-Aug-12</u>
PROJECT NUMBER	<u>311976</u>	WELL DEVELOPMENT DATE (YIELD)	<u>NA</u>
DRILLER	<u>Vapor Tech Services C-57 #916085</u>	GROUND SURFACE ELEVATION	<u>NA</u>
DRILLING METHOD	<u>Hand-Auger</u>	TOP OF CASING ELEVATION	<u>NA</u>
BORING DIAMETER	<u>3-Inch</u>	SCREENED INTERVALS	<u>NA</u>
LOGGED BY	<u>O. Yan</u>	DEPTH TO WATER (First Encountered)	<u>4.50 fbg (17-Aug-12)</u> ▼
REVIEWED BY	<u>N. Lee, PG# 8486</u>	DEPTH TO WATER (Static)	<u>NA</u> ▼
REMARKS	<u>Utility cleared by hand auger</u>		

PID (ppm)	BLOW COUNTS	SAMPLE ID	EXTENT	DEPTH (fbg)	U.S.C.S.	GRAPHIC LOG	LITHOLOGIC DESCRIPTION	CONTACT DEPTH (fbg)	WELL DIAGRAM
							ASPHALT	0.5	
					ML		SILT: Brown; moist; soft to firm.	2.0	
1.7		B-10 @3'			CH		Fat CLAY: Grayish brown; moist; moderate to high estimated plasticity.	4.5	
				5	ML		Gravelly SILT: Gray/black; wet; fine to coarse gravel, subrounded to subangular; few sand; low estimated plasticity.	6.5	
9.0		B-10 @6'			CL		Lean CLAY: Dark gray; wet; moderate estimated plasticity.	8.0	
0.0		B-10 @9'			CH		Fat CLAY: Organic material, peat; moderate to high estimated plasticity.	9.0	
									Bottom of Boring @ 9 fbg

WELL LOG (PID) I:\CHEVRON\3119-1\311976-3\311976-BORING LOGS.GPJ DEFAULT.GDT 8/30/12



Conestoga Rovers & Associates Inc.
 5900 Hollis Street, Suite A
 Emeryville, CA 94608
 Telephone: 510-420-0700
 Fax: 510-420-9170

BORING / WELL LOG

CLIENT NAME	Chevron Environmental Management Company	BORING/WELL NAME	B-11
JOB/SITE NAME	Former Chevron Service Station 91851	DRILLING STARTED	16-Aug-12
LOCATION	451 Hegenberger Road	DRILLING COMPLETED	16-Aug-12
PROJECT NUMBER	311976	WELL DEVELOPMENT DATE (YIELD)	NA
DRILLER	Vapor Tech Services C-57 #916085	GROUND SURFACE ELEVATION	NA
DRILLING METHOD	Hand-Auger	TOP OF CASING ELEVATION	NA
BORING DIAMETER	3-Inch	SCREENED INTERVALS	NA
LOGGED BY	A.McDonell	DEPTH TO WATER (First Encountered)	6.00 fbg (16-Aug-12)
REVIEWED BY	N. Lee, PG# 8486	DEPTH TO WATER (Static)	NA
REMARKS	Utility cleared by hand auger		

PID (ppm)	BLOW COUNTS	SAMPLE ID	EXTENT	DEPTH (fbg)	U.S.C.S.	GRAPHIC LOG	LITHOLOGIC DESCRIPTION	CONTACT DEPTH (fbg)	WELL DIAGRAM
							CONCRETE	0.5	
							Fill: Gravel, sand and silt mixture.	1.0	
							Sandy SILT: Brown; moist; low estimated plasticity.		
19.6		B-11 @3			ML		@ 3 fbg: Increase in sand content, trace gravel.		
							@ 3.5 fbg: Color change to dark brown; increase clay content.	4.0	
							Silty GRAVEL: Dark brown; moist; gravels up to 1 inch.		
				5	GM		GRAVEL with sand: Brown; moist; poorly graded, fine gravel; medium sand.	5.0	
							Lean CLAY: Dark brown; moist; moderate estimated plasticity.	5.5	
54.8		B-11 @ 6			CL			6.0	
							SILT with sand: Dark brown; wet; low estimated plasticity; green staining.	6.5	
							GRAVEL with sand: Black; wet; well graded, fine gravel; coarse sand.		
								8.5	
							Fat CLAY: Dark gray to black; wet; high estimated plasticity; organic material and peat present.		
15.7		B-11 @ 9			CH				
				10				10.0	Bottom of Boring @ 10 fbg

WELL LOG (PID) I:\CHEVRON\311976-1\311976-3\311976-BORING LOGS.GPJ DEFAULT.GDT 9/6/12



Conestoga Rovers & Associates Inc.
 5900 Hollis Street, Suite A
 Emeryville, CA 94608
 Telephone: 510-420-0700
 Fax: 510-420-9170

BORING / WELL LOG

CLIENT NAME	<u>Chevron Environmental Management Company</u>	BORING/WELL NAME	<u>B-12</u>
JOB/SITE NAME	<u>Former Chevron Service Station 91851</u>	DRILLING STARTED	<u>16-Aug-12</u>
LOCATION	<u>451 Hegenberger Road</u>	DRILLING COMPLETED	<u>16-Aug-12</u>
PROJECT NUMBER	<u>311976</u>	WELL DEVELOPMENT DATE (YIELD)	<u>NA</u>
DRILLER	<u>Vapor Tech Services C-57 #916085</u>	GROUND SURFACE ELEVATION	<u>NA</u>
DRILLING METHOD	<u>Hand-Auger</u>	TOP OF CASING ELEVATION	<u>NA</u>
BORING DIAMETER	<u>3-Inch</u>	SCREENED INTERVALS	<u>NA</u>
LOGGED BY	<u>A.McDonell</u>	DEPTH TO WATER (First Encountered)	<u>5.50 fbg (16-Aug-12)</u> ▽
REVIEWED BY	<u>N. Lee, PG# 8486</u>	DEPTH TO WATER (Static)	<u>NA</u> ▽
REMARKS	<u>Utility cleared by hand auger</u>		

PID (ppm)	BLOW COUNTS	SAMPLE ID	EXTENT	DEPTH (fbg)	U.S.C.S.	GRAPHIC LOG	LITHOLOGIC DESCRIPTION	CONTACT DEPTH (fbg)	WELL DIAGRAM
							CONCRETE	0.5	
					SP		SAND: Brown; moist, poorly graded, fine sand.	1.0	
					ML		Sandy SILT: Brown; moist; low estimated plasticity.		
16.9		B-12 @3						3.5	
					SP		SAND: Brown; moist; poorly graded; fine sand.		
				5			Sandy SILT: Brown; moist; fine sand; low estimated plasticity.	5.0	
554		B-12 @ 6					@ 5.5 fbg SILT with sand: Black; wet.	▽	
					ML		@ 6 fbg SILT with sand and clay: Black; wet.		
							@ 6.5 fbg: Color change to grayish black.		
							@ 7 fbg: Color change to gray.		
3.5		B-12 @ 9			CH		Fat CLAY: Gray; wet; high estimated plasticity; organic material and peat present.	8.5	
				10				10.0	Bottom of Boring @ 10 fbg

WELL LOG (PID) I:\CHEVRON\311976-1311976-311976-BORING LOGS.GPJ DEFAULT.GDT 9/6/12



Conestoga Rovers & Associates Inc.
 5900 Hollis Street, Suite A
 Emeryville, CA 94608
 Telephone: 510-420-0700
 Fax: 510-420-9170

BORING / WELL LOG

CLIENT NAME	<u>Chevron Environmental Management Company</u>	BORING/WELL NAME	<u>B-13</u>
JOB/SITE NAME	<u>Former Chevron Service Station 91851</u>	DRILLING STARTED	<u>16-Aug-12</u>
LOCATION	<u>451 Hegenberger Road</u>	DRILLING COMPLETED	<u>16-Aug-12</u>
PROJECT NUMBER	<u>311976</u>	WELL DEVELOPMENT DATE (YIELD)	<u>NA</u>
DRILLER	<u>Vapor Tech Services C-57 #916085</u>	GROUND SURFACE ELEVATION	<u>NA</u>
DRILLING METHOD	<u>Hand-Auger</u>	TOP OF CASING ELEVATION	<u>NA</u>
BORING DIAMETER	<u>3-Inch</u>	SCREENED INTERVALS	<u>NA</u>
LOGGED BY	<u>A.McDonell</u>	DEPTH TO WATER (First Encountered)	<u>6.00 fbg (16-Aug-12)</u> ▽
REVIEWED BY	<u>N. Lee, PG# 8486</u>	DEPTH TO WATER (Static)	<u>NA</u> ▽
REMARKS	<u>Utility cleared by hand auger</u>		

PID (ppm)	BLOW COUNTS	SAMPLE ID	EXTENT	DEPTH (fbg)	U.S.C.S.	GRAPHIC LOG	LITHOLOGIC DESCRIPTION	CONTACT DEPTH (fbg)	WELL DIAGRAM
				0.5			CONCRETE	0.5	
				1.0			FILL: Sand; brown; moist; poorly graded; fine sand.	1.0	
							Sandy SILT: Brown; moist; low estimated plasticity.		
10.7		B-13 @3			ML		@ 4.5 fbg: Increase silt content	4.5	
				5	SP		SAND: Brown; moist; poorly graded, fine sand.	5.5	
10.8		B-13 @6			ML		SILT: Gray; wet; moderate plasticity.	▽	
							Fat CLAY: Gray; wet; high plasticity.	7.0	
					CH		@ 7.5 fbg: Organic material and peat present.		
1.1		B-13 @9						10.0	
				10					

WELL LOG (PID) I:\CHEVRON\3119-1\311976-3\311976-BORING LOGS.GPJ DEFAULT.GDT 9/6/12



Conestoga Rovers & Associates Inc.
 5900 Hollis Street, Suite A
 Emeryville, CA 94608
 Telephone: 510-420-0700
 Fax: 510-420-9170

BORING / WELL LOG

CLIENT NAME	<u>Chevron Environmental Management Company</u>	BORING/WELL NAME	<u>B-14</u>
JOB/SITE NAME	<u>Former Chevron Service Station 91851</u>	DRILLING STARTED	<u>17-Aug-12</u>
LOCATION	<u>451 Hegenberger Road</u>	DRILLING COMPLETED	<u>16-Aug-12</u>
PROJECT NUMBER	<u>311976</u>	WELL DEVELOPMENT DATE (YIELD)	<u>NA</u>
DRILLER	<u>Vapor Tech Services C-57 #916085</u>	GROUND SURFACE ELEVATION	<u>NA</u>
DRILLING METHOD	<u>Hand-Auger</u>	TOP OF CASING ELEVATION	<u>NA</u>
BORING DIAMETER	<u>3-Inch</u>	SCREENED INTERVALS	<u>NA</u>
LOGGED BY	<u>A.McDonell</u>	DEPTH TO WATER (First Encountered)	<u>5.50 fbg (16-Aug-12)</u> ▽
REVIEWED BY	<u>N. Lee, PG# 8486</u>	DEPTH TO WATER (Static)	<u>NA</u> ▽
REMARKS	<u>Utility cleared by hand auger</u>		

PID (ppm)	BLOW COUNTS	SAMPLE ID	EXTENT DEPTH (fbg)	U.S.C.S.	GRAPHIC LOG	LITHOLOGIC DESCRIPTION	CONTACT DEPTH (fbg)	WELL DIAGRAM
19.6		B-14 @ 3	0.0			CONCRETE	0.5	
			0.5	ML		Sandy SILT: Brown; moist; fine sand; low estimated plasticity; possibly fill. @ 1.5 fbg: Fine gravel. @ 2.5 fbg: Coarse gravel.		
			3.5	SP		@ 3.5 fbg SILT with sand: Black; moist, moderate estimated plasticity. Sand: Black; moist; poorly graded.	4.0	
			4.5	CH		Fat CLAY: Gray; wet; high estimated plasticity. @ 5 fbg: Organic material and peat present.	4.5	
26.5		B-14 @ 6						
5.0		B-14 @ 9						
			10				10.0	Bottom of Boring @ 10 fbg

WELL LOG (PID) I:\CHEVRON\311976-1\311976-1\311976-BORING LOGS.GPJ DEFAULT.GDT 9/6/12



Conestoga Rovers & Associates Inc.
 5900 Hollis Street, Suite A
 Emeryville, CA 94608
 Telephone: 510-420-0700
 Fax: 510-420-9170

BORING / WELL LOG

CLIENT NAME	<u>Chevron Environmental Management Company</u>	BORING/WELL NAME	<u>B-15</u>
JOB/SITE NAME	<u>Former Chevron Service Station 91851</u>	DRILLING STARTED	<u>17-Aug-12</u>
LOCATION	<u>451 Hegenberger Road</u>	DRILLING COMPLETED	<u>17-Aug-12</u>
PROJECT NUMBER	<u>311976</u>	WELL DEVELOPMENT DATE (YIELD)	<u>NA</u>
DRILLER	<u>Vapor Tech Services C-57 #916085</u>	GROUND SURFACE ELEVATION	<u>NA</u>
DRILLING METHOD	<u>Hand-Auger</u>	TOP OF CASING ELEVATION	<u>NA</u>
BORING DIAMETER	<u>3-Inch</u>	SCREENED INTERVALS	<u>NA</u>
LOGGED BY	<u>O. Yan</u>	DEPTH TO WATER (First Encountered)	<u>5.00 fbg (17-Aug-12)</u> ▼
REVIEWED BY	<u>N. Lee, PG# 8486</u>	DEPTH TO WATER (Static)	<u>NA</u> ▼
REMARKS	<u>Utility cleared by hand auger</u>		

PID (ppm)	BLOW COUNTS	SAMPLE ID	EXTENT	DEPTH (fbg)	U.S.C.S.	GRAPHIC LOG	LITHOLOGIC DESCRIPTION	CONTACT DEPTH (fbg)	WELL DIAGRAM
							CONCRETE	0.5	
							Sandy SILT: Brown; moist; fine sand, micaceous; loose.		
0.6		B-15 @3'			ML		@ 2 fbg SILT with sand: Gravel, fine to coarse and subangular to subrounded; up to 1.3-inches.		
22		B-15 @4.5'			CH		Fat CLAY with sand: Dark gray/black; moist; high estimated plasticity. @ 4 fbg: Greenish discoloration	4.5	
				5	SM		Silty SAND: Dark gray/black; moist. @ 5 fbg: Gray; wet.	5.5	
2.6		B-15 @6'			ML		SILT with sand: Gray; wet; fine sands; low estimated plasticity.	7.0	
1.9		B-15 @9'			CH		Fat CLAY: Gray; wet; fine; soft to firm; moderate to high estimated plasticity.	10.0	Bottom of Boring @ 10 fbg

WELL LOG (PID) I:\CHEVRON\3119-1\311976-1\311976-BORING LOGS.GPJ DEFAULT.GDT 9/6/12



Conestoga Rovers & Associates Inc.
 5900 Hollis Street, Suite A
 Emeryville, CA 94608
 Telephone: 510-420-0700
 Fax: 510-420-9170

BORING / WELL LOG

CLIENT NAME	Chevron Environmental Management Company	BORING/WELL NAME	B-16
JOB/SITE NAME	Former Chevron Service Station 91851	DRILLING STARTED	17-Aug-12
LOCATION	451 Hegenberger Road	DRILLING COMPLETED	17-Aug-12
PROJECT NUMBER	311976	WELL DEVELOPMENT DATE (YIELD)	NA
DRILLER	Vapor Tech Services C-57 #916085	GROUND SURFACE ELEVATION	NA
DRILLING METHOD	Hand-Auger	TOP OF CASING ELEVATION	NA
BORING DIAMETER	3-Inch	SCREENED INTERVALS	NA
LOGGED BY	A.McDonell	DEPTH TO WATER (First Encountered)	4.50 fbg (16-Aug-12)
REVIEWED BY	N. Lee, PG# 8486	DEPTH TO WATER (Static)	NA
REMARKS	Utility cleared by hand auger		

PID (ppm)	BLOW COUNTS	SAMPLE ID	EXTENT	DEPTH (fbg)	U.S.C.S.	GRAPHIC LOG	LITHOLOGIC DESCRIPTION	CONTACT DEPTH (fbg)	WELL DIAGRAM
				0.5			CONCRETE	0.5	
				1.0	SP		SAND: Brown; moist; poorly graded, fine sand.	1.0	
				3.0	ML		Sandy SILT: Brown; moist; fine sand; low estimated plasticity.	3.0	
1.1		B-16 @3		4.0	CH		Fat CLAY: Grayish brown; moist; high estimated plasticity.	4.0	
				5.0	ML		SILT: Gray; moist; moderate estimated plasticity. @ 4.5: Wet. @ 5 fbg: Increase clay content.	5.0	
1.0		B-16 @ 6		7.0	CH		Fat CLAY: Gray; wet; high estimated plasticity; organic material and peat present.	7.0	
				10.0				10.0	
1.0		B-16 @ 9							

WELL LOG (PID) I:\CHEVRON\311976-1311976-311976-BORING LOGS.GPJ DEFAULT.GDT 9/6/12



Conestoga Rovers & Associates Inc.
 5900 Hollis Street, Suite A
 Emeryville, CA 94608
 Telephone: 510-420-0700
 Fax: 510-420-9170

BORING / WELL LOG

CLIENT NAME	Chevron Environmental Management Company	BORING/WELL NAME	B-17
JOB/SITE NAME	Former Chevron Service Station 91851	DRILLING STARTED	17-Aug-12
LOCATION	451 Hegenberger Road	DRILLING COMPLETED	17-Aug-12
PROJECT NUMBER	311976	WELL DEVELOPMENT DATE (YIELD)	NA
DRILLER	Vapor Tech Services C-57 #916085	GROUND SURFACE ELEVATION	NA
DRILLING METHOD	Hand-Auger	TOP OF CASING ELEVATION	NA
BORING DIAMETER	3-Inch	SCREENED INTERVALS	NA
LOGGED BY	O. Yan	DEPTH TO WATER (First Encountered)	4.00 fbg (17-Aug-12)
REVIEWED BY	N. Lee, PG# 8486	DEPTH TO WATER (Static)	NA
REMARKS	Utility cleared by hand auger		

PID (ppm)	BLOW COUNTS	SAMPLE ID	EXTENT	DEPTH (fbg)	U.S.C.S.	GRAPHIC LOG	LITHOLOGIC DESCRIPTION	CONTACT DEPTH (fbg)	WELL DIAGRAM
				0.0			ASPHALT	0.5	
				1.5			FILL: Brown; dry; gravel, sand and silt mixture.	1.5	
				2.5	ML		SILT: Brown; moist; fine sand; fine to medium gravels, subrounded to subangular.	2.5	
				3.5	CL		Lean CLAY: Dark gray/brown; moist; soft to stiff; moderate estimated plasticity.	3.5	
		B-17 @3'		4.0			Well Graded GRAVEL with Sand: Gray; wet; medium to coarse sands.	4.0	
				5.0	GW			5.0	
		B-17 @6'		6.5			@ 6fbg: Refusal; hole collapsing	6.5	Bottom of Boring @ 6.5 fbg

WELL LOG (PID) I:\CHEVRON\3119-1\311976~1\311976~3\311976-BORING LOGS.GPJ DEFAULT.GDT 9/6/12



Conestoga Rovers & Associates Inc.
 5900 Hollis Street, Suite A
 Emeryville, CA 94608
 Telephone: 510-420-0700
 Fax: 510-420-9170

BORING / WELL LOG

CLIENT NAME	<u>Chevron Environmental Management Company</u>	BORING/WELL NAME	<u>B-22</u>
JOB/SITE NAME	<u>Former Chevron Service Station 91851</u>	DRILLING STARTED	<u>17-Aug-12</u>
LOCATION	<u>451 Hegenberger Road</u>	DRILLING COMPLETED	<u>17-Aug-12</u>
PROJECT NUMBER	<u>311976</u>	WELL DEVELOPMENT DATE (YIELD)	<u>NA</u>
DRILLER	<u>Vapor Tech Services C-57 #916085</u>	GROUND SURFACE ELEVATION	<u>NA</u>
DRILLING METHOD	<u>Hand-Auger</u>	TOP OF CASING ELEVATION	<u>NA</u>
BORING DIAMETER	<u>3-Inch</u>	SCREENED INTERVALS	<u>NA</u>
LOGGED BY	<u>O. Yan</u>	DEPTH TO WATER (First Encountered)	<u>5.00 fbg (17-Aug-12)</u> ▼
REVIEWED BY	<u>N. Lee, PG# 8486</u>	DEPTH TO WATER (Static)	<u>NA</u> ▼
REMARKS	<u>Utility cleared by hand auger</u>		

PID (ppm)	BLOW COUNTS	SAMPLE ID	EXTENT	DEPTH (fbg)	U.S.C.S.	GRAPHIC LOG	LITHOLOGIC DESCRIPTION	CONTACT DEPTH (fbg)	WELL DIAGRAM
				0.5			ASPHALT	0.5	
				1.5			FILL: Brown; moist; gravel, sand and silt mixture.	1.5	
		B-22 @3'		3.0	CH		Fat CLAY: Grayish brown; moist; fine sand; soft; moderate to high estimated plasticity. @ 3 fbg: Soft to stiff; high estimated plasticity	3.0	
				5.0			@ 5 fbg: Wet.	5.0	
		B-22 @6'		6.0	ML		SILT with sand and gravel: Greenish gray brown; wet; soft.	5.5	
				7.0			Lean CLAY: Brownish gray; wet; soft to very soft; moderate estimated plasticity.	7.0	
		B-22 @9'		9.0	CL		@ 8.5 fbg: Organic material - peat.	9.0	
				10.0				10.0	Bottom of Boring @ 10 fbg

WELL LOG (PID) I:\CHEVRON\3119-1\311976-1\311976-BORING LOGS.GPJ DEFAULT.GDT 9/6/12

APPENDIX E
STANDARD FIELD PROCEDURES

STANDARD FIELD PROCEDURES FOR SOIL BORING AND MONITORING WELL INSTALLATION

This document presents standard field methods for drilling and sampling soil borings and installing, developing and sampling groundwater monitoring wells. These procedures are designed to comply with Federal, State and local regulatory guidelines. Specific field procedures are summarized below.

SOIL BORINGS

Objectives

Soil samples are collected to characterize subsurface lithology, assess whether the soils exhibit obvious hydrocarbon or other compound vapor or staining, and to collect samples for analysis at a State-certified laboratory. All borings are logged using the ASTM D2488-06 Unified Soil Classification System by a trained geologist working under the supervision of a California Professional Geologist (PG).

Soil Boring and Sampling

Prior to drilling, the first 8 feet of the boring are cleared using an air or water knife and vacuum extraction or hand auger. This minimizes the potential for impacting utilities. Soil borings are typically drilled using hollow-stem augers or direct-push technologies such as the Geoprobe®. Soil samples are collected at least every five ft to characterize the subsurface sediments and for possible chemical analysis. Additional soil samples are collected near the water table and at lithologic changes. Samples are collected using lined split-barrel or equivalent samplers driven into undisturbed sediments at the bottom of the borehole.

Drilling and sampling equipment is steam-cleaned prior to drilling and between borings to prevent cross-contamination. Sampling equipment is washed between samples with trisodium phosphate or an equivalent EPA-approved detergent.

Sample Analysis

Sampling tubes chosen for analysis are trimmed of excess soil and capped with Teflon tape and plastic end caps. Soil samples are labeled and stored at or below 4° C on either crushed or dry ice, depending upon local regulations. Samples are transported under chain-of-custody to a State-certified analytic laboratory.

Field Screening

One of the remaining tubes is partially emptied leaving about one-third of the soil in the tube. The tube is capped with plastic end caps and set aside to allow hydrocarbons to volatilize from the soil. After ten to fifteen minutes, a portable volatile vapor analyzer measures volatile hydrocarbon vapor concentrations in the tube headspace, extracting the vapor through a slit in the cap. Volatile vapor analyzer measurements are used along with the field observations, odors, stratigraphy and groundwater depth to select soil samples for analysis.

Water Sampling

Water samples, if they are collected from the boring, are either collected using a driven Hydropunch® type sampler or are collected from the open borehole using bailers. The groundwater samples are decanted into the appropriate containers supplied by the analytic laboratory. Samples are labeled, placed in protective foam sleeves, stored on crushed ice at or below 4°C, and transported under chain-of-custody to the laboratory. Laboratory-supplied trip blanks accompany the samples and are analyzed to check for cross-contamination. An equipment blank may be analyzed if non-dedicated sampling equipment is used.

Grouting

If the borings are not completed as wells, the borings are filled to the ground surface with cement grout poured or pumped through a tremie pipe.

MONITORING WELL INSTALLATION, DEVELOPMENT AND SAMPLING

Well Construction and Surveying

Groundwater monitoring wells are installed to monitor groundwater quality and determine the groundwater elevation, flow direction and gradient. Well depths and screen lengths are based on groundwater depth, occurrence of hydrocarbons or other compounds in the borehole, stratigraphy and State and local regulatory guidelines. Well screens typically extend 10 to 15 feet below and 5 feet above the static water level at the time of drilling. However, the well screen will generally not extend into or through a clay layer that is at least three feet thick.

Well casing and screen are flush-threaded, Schedule 40 PVC. Screen slot size varies according to the sediments screened, but slots are generally 0.010 or 0.020 inches wide. A rinsed and graded sand occupies the annular space between the boring and the well screen to about one to two feet above the well screen. A two feet thick hydrated bentonite seal separates the sand from the overlying sanitary surface seal composed of Portland type I, II cement.

Well-heads are secured by locking well-caps inside traffic-rated vaults finished flush with the ground surface. A stovepipe may be installed between the well-head and the vault cap for additional security.

The well top-of-casing elevation is surveyed with respect to mean sea level and the well is surveyed for horizontal location with respect to an onsite or nearby offsite landmark.

Well Development

Wells are generally developed using a combination of groundwater surging and extraction. Surging agitates the groundwater and dislodges fine sediments from the sand pack. After about ten minutes of surging, groundwater is extracted from the well using bailing, pumping and/or reverse air-lifting through an eductor pipe to remove the sediments from the well. Surging and extraction continue until at least ten well-casing volumes of groundwater are extracted and the sediment volume in the groundwater is negligible. This process usually occurs prior to installing the sanitary surface seal to ensure sand pack stabilization. If development occurs after surface seal installation, then development occurs 24 to 72 hours after seal installation to ensure that the Portland cement has set up correctly.

All equipment is steam-cleaned prior to use and air used for air-lifting is filtered to prevent oil entrained in the compressed air from entering the well. Wells that are developed using air-lift evacuation are not sampled until at least 24 hours after they are developed.

Groundwater Sampling

Depending on local regulatory guidelines, three to four well-casing volumes of groundwater are purged prior to sampling. Purging continues until groundwater pH, conductivity, and temperature have stabilized. Groundwater samples are collected using bailers or pumps and are decanted into the appropriate containers supplied by the analytic laboratory. Samples are labeled, placed in protective foam sleeves, stored on crushed ice at or below 4°C, and transported under chain-of-custody to the laboratory. Laboratory-supplied trip blanks accompany the samples and are analyzed to check for cross-contamination. An equipment blank may be analyzed if non-dedicated sampling equipment is used.

Waste Handling and Disposal

Soil cuttings from drilling activities are usually stockpiled onsite and covered by plastic sheeting. At least three individual soil samples are collected from the stockpiles and composited at the analytic laboratory. The composite sample is analyzed for the same constituents analyzed in the borehole samples in addition to any analytes required by the receiving disposal facility. Soil cuttings are transported by licensed waste haulers and disposed in secure, licensed facilities based on the composite analytic results.

Groundwater removed during development and sampling is typically stored onsite in sealed 55-gallon drums. Each drum is labeled with the drum number, date of generation, suspected contents, generator identification and consultant contact. Upon receipt of analytic results, the water is either pumped out using a vacuum truck for transport to a licensed waste treatment/disposal facility or the individual drums are picked up and transported to the waste facility where the drum contents are removed and appropriately disposed.

STANDARD FIELD PROCEDURES FOR COMPLIANCE SAMPLING

This document describes Conestoga-Rovers and Associates' (CRA) standard operating procedures for collecting compliance soil and groundwater samples during underground storage tank (UST) facility removal and excavation. These procedures ensure that the samples are collected, handled, and documented in compliance with California Administration Code Title 23: Waters; Chapter 3: Water Resources Control Board; Subchapter 16: Underground Storage Tank Regulations (Title 23). CRA's sampling procedures are also based on guidelines contained in the California State Regional Water Quality Control Board Tri-Regional Staff Recommendations for Preliminary Evaluation and Investigation of Underground Tank Sites dated August 10, 1990.

The objective of sample collection during underground storage tank facility removal or excavation is to evaluate surrounding soils. Excavated soils are typically screened using an organic vapor analyzer (i.e., PID or FID) to determine the presence of petroleum hydrocarbons or other constituents of concern. Additional soil samples may also be collected based on visual observations. The quantity and location of samples will be based on governing regulatory requirements and field observations.

The soil samples are collected in steam cleaned brass or steel tubes from either a slide-hammer type sampler or the bucket of a backhoe. When a backhoe is used, approximately three inches of soil are scraped from the surface and the tube is driven into the exposed soil. Upon removal from the sampler or the backhoe, the samples are trimmed flush, capped with Teflon sheets and plastic end caps, labeled, logged, placed on ice or refrigerated, and transported under chain of custody to a State certified laboratory.

Groundwater samples are collected using new disposable bailers and decanted into laboratory provided containers, labeled, logged, placed on ice or refrigerated, and transported under chain of custody to a State certified laboratory.

APPENDIX F
LABORATORY ANALYTTICAL REPORTS

ANALYTICAL RESULTS

Prepared by:

Lancaster Laboratories
2425 New Holland Pike
Lancaster, PA 17605-2425

Prepared for:

ChevronTexaco
6001 Bollinger Canyon Rd L4310
San Ramon CA 94583

August 29, 2012

Project: 91851

Submittal Date: 08/18/2012
Group Number: 1329796
PO Number: 0015098202
Release Number: ESPINO DEVINE

State of Sample Origin: CA

Client Sample DescriptionLancaster Labs (LLD) #

B-6-S-3-120816 Grab Soil	6759573
B-6-S-6-120816 Grab Soil	6759574
B-6-S-9-120816 Grab Soil	6759575
B-7-S-3.5-120816 Grab Soil	6759576
B-7-S-6-120816 Grab Soil	6759577
B-7-S-9-120816 Grab Soil	6759578
B-11-S-3-120816 Grab Soil	6759579
B-11-S-6-120816 Grab Soil	6759580
B-11-S-9-120816 Grab Soil	6759581
B-12-S-3-120816 Grab Soil	6759582
B-12-S-6-120816 Grab Soil	6759583
B-12-S-9-120816 Grab Soil	6759584
B-13-S-3-120816 Grab Soil	6759585
B-13-S-6-120816 Grab Soil	6759586
B-13-S-9-120816 Grab Soil	6759587
B-14-S-3-120816 Grab Soil	6759588
B-14-S-6-120816 Grab Soil	6759589
B-14-S-9-120816 Grab Soil	6759590
B-15-S-3-120817 Grab Soil	6759591
B-15-S-4.5-120817 Grab Soil	6759592
B-15-S-6-120817 Grab Soil	6759593
B-15-S-9-120817 Grab Soil	6759594
B-16-S-3-120817 Grab Soil	6759595
B-16-S-6-120817 Grab Soil	6759596
B-16-S-9-120817 Grab Soil	6759597
B-8-S-3-120817 Grab Soil	6759598
B-8-S-6-120817 Grab Soil	6759599

B-8-S-9-120817 Grab Soil	6759600
B-9-S-3-120817 Grab Soil	6759601
B-9-S-6-120817 Grab Soil	6759602
B-9-S-9-120817 Grab Soil	6759603
B-10-S-3-120817 Grab Soil	6759604
B-10-S-6-120817 Grab Soil	6759605
B-10-S-9-120817 Grab Soil	6759606
B-17-S-3-120817 Grab Soil	6759607
B-17-S-6-120817 Grab Soil	6759608
B-22-S-3-120817 Grab Soil	6759609
B-22-S-6-120817 Grab Soil	6759610
B-22-S-9-120817 Grab Soil	6759611

The specific methodologies used in obtaining the enclosed analytical results are indicated on the Laboratory Sample Analysis Record.

ELECTRONIC Chevron
COPY TO
ELECTRONIC CRA
COPY TO

Attn: CRA EDD

Attn: Nathan Lee

Respectfully Submitted,



Natalie R. Luciano
Specialist

(717) 556-7258

Sample Description: B-6-S-3-120816 Grab Soil
Facility# 91851 CRAW
 451 Hegenberger-Oakland T0600102238 B-6

LLI Sample # SW 6759573
LLI Group # 1329796
Account # 10880

Project Name: 91851

Collected: 08/16/2012 08:10 by OY

ChevronTexaco

6001 Bollinger Canyon Rd L4310
 San Ramon CA 94583

Submitted: 08/18/2012 09:45

Reported: 08/29/2012 13:52

HO603

CAT No.	Analysis Name	CAS Number	As Received Result	As Received Method Detection Limit*	As Received Limit of Quantitation	Dilution Factor
GC/MS Volatiles SW-846 8260B						
10237	Benzene	71-43-2	N.D.	0.0005	0.005	1
10237	Ethylbenzene	100-41-4	N.D.	0.001	0.005	1
10237	Methyl Tertiary Butyl Ether	1634-04-4	N.D.	0.0005	0.005	1
10237	Toluene	108-88-3	N.D.	0.001	0.005	1
10237	Xylene (Total)	1330-20-7	N.D.	0.001	0.005	1
GC Volatiles SW-846 8015B modified						
01725	TPH-GRO N. CA soil C6-C12	n.a.	N.D.	1.0	1.0	25.8
GC Petroleum SW-846 8015B						
Hydrocarbons w/Si						
02222	TPH-DRO soil C10-C28 w/Si Gel	n.a.	18	4.0	12	1
The reverse surrogate, capric acid, is present at <1%.						
GC Petroleum SW-846 8015B modified						
Hydrocarbons w/Si						
12159	Motor Oil C16-C36 w/Si Gel	n.a.	50	10	30	1
12159	Total TPH w/Si Gel	n.a.	50	10	30	1
TPH quantitation is based on peak area comparison of the sample pattern to that of a hydrocarbon component mix calibration in a range that includes C8 (n-octane) through C40 (n-tetracontane) normal hydrocarbons.						
The reverse surrogate, capric acid, is present at <1%.						

General Sample Comments

State of California Lab Certification No. 2501

All QC is compliant unless otherwise noted. Please refer to the Quality Control Summary for overall QC performance data and associated samples.

Laboratory Sample Analysis Record

CAT No.	Analysis Name	Method	Trial#	Batch#	Analysis Date and Time	Analyst	Dilution Factor
10237	BTEX/MTBE 8260 Soil	SW-846 8260B	1	B122331AA	08/20/2012 13:40	Emily R Styer	1
00374	GC/MS - Bulk Soil Prep	SW-846 5035A Modified	1	201223128557	08/18/2012 14:49	Mitchell R Washel	n.a.
00374	GC/MS - Bulk Soil Prep	SW-846 5035A Modified	2	201223128557	08/18/2012 14:49	Mitchell R Washel	n.a.
06646	GC/MS HL Bulk Sample Prep	SW-846 5035A Modified	1	201223128557	08/18/2012 13:57	Mitchell R Washel	n.a.
01725	TPH-GRO N. CA soil C6-C12	SW-846 8015B modified	1	12232A16A	08/19/2012 15:32	Laura M Krieger	25.8
01150	GC - Bulk Soil Prep	SW-846 5035A Modified	1	201223128557	08/18/2012 13:59	Mitchell R Washel	n.a.

*=This limit was used in the evaluation of the final result

Sample Description: B-6-S-3-120816 Grab Soil
Facility# 91851 CRAW
451 Hegenberger-Oakland T0600102238 B-6

LLI Sample # SW 6759573
LLI Group # 1329796
Account # 10880

Project Name: 91851

Collected: 08/16/2012 08:10 by OY

ChevronTexaco

6001 Bollinger Canyon Rd L4310
 San Ramon CA 94583

Submitted: 08/18/2012 09:45

Reported: 08/29/2012 13:52

HO603

Laboratory Sample Analysis Record

CAT No.	Analysis Name	Method	Trial#	Batch#	Analysis Date and Time	Analyst	Dilution Factor
02222	TPH-DRO soil C10-C28 w/Si Gel	SW-846 8015B	1	122330003A	08/22/2012 02:27	Heather E Williams	1
12159	TPH Fuels soils w/Si Gel	SW-846 8015B modified	1	122330004A	08/22/2012 08:50	Heather E Williams	1
11210	DRO by 8015 Microwave w/ SG	SW-846 3546	1	122330003A	08/20/2012 13:45	Kelli M Barto	1
11218	TPH Fuels Soils Extraction	SW-846 3550B	1	122330004A	08/20/2012 13:45	Kelli M Barto	1

Sample Description: B-6-S-6-120816 Grab Soil
Facility# 91851 CRAW
 451 Hegenberger-Oakland T0600102238 B-6

LLI Sample # SW 6759574
LLI Group # 1329796
Account # 10880

Project Name: 91851

Collected: 08/16/2012 08:25 by OY

ChevronTexaco

6001 Bollinger Canyon Rd L4310
 San Ramon CA 94583

Submitted: 08/18/2012 09:45

Reported: 08/29/2012 13:52

HO606

CAT No.	Analysis Name	CAS Number	As Received Result	As Received Method Detection Limit*	As Received Limit of Quantitation	Dilution Factor
GC/MS Volatiles SW-846 8260B						
10237	Benzene	71-43-2	N.D.	0.0005	0.005	0.92
10237	Ethylbenzene	100-41-4	N.D.	0.0009	0.005	0.92
10237	Methyl Tertiary Butyl Ether	1634-04-4	N.D.	0.0005	0.005	0.92
10237	Toluene	108-88-3	N.D.	0.0009	0.005	0.92
10237	Xylene (Total)	1330-20-7	N.D.	0.0009	0.005	0.92
GC Volatiles SW-846 8015B modified						
01725	TPH-GRO N. CA soil C6-C12	n.a.	N.D.	1	1	24.2
GC Petroleum SW-846 8015B						
Hydrocarbons w/Si						
02222	TPH-DRO soil C10-C28 w/Si Gel	n.a.	N.D.	4.0	12	1
The reverse surrogate, capric acid, is present at <1%.						
GC Petroleum SW-846 8015B modified						
Hydrocarbons w/Si						
12159	Motor Oil C16-C36 w/Si Gel	n.a.	N.D.	10	30	1
12159	Total TPH w/Si Gel	n.a.	N.D.	10	30	1
TPH quantitation is based on peak area comparison of the sample pattern to that of a hydrocarbon component mix calibration in a range that includes C8 (n-octane) through C40 (n-tetracontane) normal hydrocarbons.						
The reverse surrogate, capric acid, is present at <1%.						

General Sample Comments

State of California Lab Certification No. 2501

All QC is compliant unless otherwise noted. Please refer to the Quality Control Summary for overall QC performance data and associated samples.

Laboratory Sample Analysis Record

CAT No.	Analysis Name	Method	Trial#	Batch#	Analysis Date and Time	Analyst	Dilution Factor
10237	BTEX/MTBE 8260 Soil	SW-846 8260B	1	B122331AA	08/20/2012 21:30	Emily R Styer	0.92
00374	GC/MS - Bulk Soil Prep	SW-846 5035A Modified	1	201223128557	08/18/2012 14:49	Mitchell R Washel	n.a.
00374	GC/MS - Bulk Soil Prep	SW-846 5035A Modified	2	201223128557	08/18/2012 14:49	Mitchell R Washel	n.a.
06646	GC/MS HL Bulk Sample Prep	SW-846 5035A Modified	1	201223128557	08/18/2012 14:02	Mitchell R Washel	n.a.
01725	TPH-GRO N. CA soil C6-C12	SW-846 8015B modified	1	12232A16A	08/19/2012 16:10	Laura M Krieger	24.2
01150	GC - Bulk Soil Prep	SW-846 5035A Modified	1	201223128557	08/18/2012 14:03	Mitchell R Washel	n.a.

*=This limit was used in the evaluation of the final result

Sample Description: B-6-S-6-120816 Grab Soil
Facility# 91851 CRAW
451 Hegenberger-Oakland T0600102238 B-6

LLI Sample # SW 6759574
LLI Group # 1329796
Account # 10880

Project Name: 91851

Collected: 08/16/2012 08:25 by OY

ChevronTexaco

6001 Bollinger Canyon Rd L4310
 San Ramon CA 94583

Submitted: 08/18/2012 09:45

Reported: 08/29/2012 13:52

HO606

Laboratory Sample Analysis Record

CAT No.	Analysis Name	Method	Trial#	Batch#	Analysis Date and Time	Analyst	Dilution Factor
02222	TPH-DRO soil C10-C28 w/Si Gel	SW-846 8015B	1	122330003A	08/22/2012 03:12	Heather E Williams	1
12159	TPH Fuels soils w/Si Gel	SW-846 8015B modified	1	122330004A	08/22/2012 07:39	Heather E Williams	1
11210	DRO by 8015 Microwave w/ SG	SW-846 3546	1	122330003A	08/20/2012 13:45	Kelli M Barto	1
11218	TPH Fuels Soils Extraction	SW-846 3550B	1	122330004A	08/20/2012 13:45	Kelli M Barto	1

Sample Description: B-6-S-9-120816 Grab Soil
Facility# 91851 CRAW
 451 Hegenberger-Oakland T0600102238 B-6

LLI Sample # SW 6759575
LLI Group # 1329796
Account # 10880

Project Name: 91851

Collected: 08/16/2012 08:40 by OY

ChevronTexaco

6001 Bollinger Canyon Rd L4310
 San Ramon CA 94583

Submitted: 08/18/2012 09:45

Reported: 08/29/2012 13:52

HO609

CAT No.	Analysis Name	CAS Number	As Received Result	As Received Method Detection Limit*	As Received Limit of Quantitation	Dilution Factor
GC/MS Volatiles SW-846 8260B						
10237	Benzene	71-43-2	0.015	0.0005	0.005	1
10237	Ethylbenzene	100-41-4	N.D.	0.001	0.005	1
10237	Methyl Tertiary Butyl Ether	1634-04-4	0.057	0.0005	0.005	1
10237	Toluene	108-88-3	N.D.	0.001	0.005	1
10237	Xylene (Total)	1330-20-7	N.D.	0.001	0.005	1
GC Volatiles SW-846 8015B modified						
01725	TPH-GRO N. CA soil C6-C12	n.a.	N.D.	1.0	1.0	25.05
GC Petroleum SW-846 8015B						
Hydrocarbons w/Si						
02222	TPH-DRO soil C10-C28 w/Si Gel	n.a.	4.2	4.0	12	1
The reverse surrogate, capric acid, is present at <1%.						
GC Petroleum SW-846 8015B modified						
Hydrocarbons w/Si						
12159	Motor Oil C16-C36 w/Si Gel	n.a.	N.D.	10	30	1
12159	Total TPH w/Si Gel	n.a.	N.D.	10	30	1
TPH quantitation is based on peak area comparison of the sample pattern to that of a hydrocarbon component mix calibration in a range that includes C8 (n-octane) through C40 (n-tetracontane) normal hydrocarbons.						
The reverse surrogate, capric acid, is present at <1%.						

General Sample Comments

State of California Lab Certification No. 2501

All QC is compliant unless otherwise noted. Please refer to the Quality Control Summary for overall QC performance data and associated samples.

Laboratory Sample Analysis Record

CAT No.	Analysis Name	Method	Trial#	Batch#	Analysis Date and Time	Analyst	Dilution Factor
10237	BTEX/MTBE 8260 Soil	SW-846 8260B	1	B122331AA	08/20/2012 14:25	Emily R Styer	1
00374	GC/MS - Bulk Soil Prep	SW-846 5035A Modified	1	201223128557	08/18/2012 14:49	Mitchell R Washel	n.a.
00374	GC/MS - Bulk Soil Prep	SW-846 5035A Modified	2	201223128557	08/18/2012 14:49	Mitchell R Washel	n.a.
06646	GC/MS HL Bulk Sample Prep	SW-846 5035A Modified	1	201223128557	08/18/2012 14:07	Mitchell R Washel	n.a.
01725	TPH-GRO N. CA soil C6-C12	SW-846 8015B modified	1	12232A16A	08/19/2012 16:47	Laura M Krieger	25.05
01150	GC - Bulk Soil Prep	SW-846 5035A Modified	1	201223128557	08/18/2012 14:07	Mitchell R Washel	n.a.

*=This limit was used in the evaluation of the final result

Sample Description: B-6-S-9-120816 Grab Soil
Facility# 91851 CRAW
451 Hegenberger-Oakland T0600102238 B-6

LLI Sample # SW 6759575
LLI Group # 1329796
Account # 10880

Project Name: 91851

Collected: 08/16/2012 08:40 by OY

ChevronTexaco

6001 Bollinger Canyon Rd L4310
 San Ramon CA 94583

Submitted: 08/18/2012 09:45

Reported: 08/29/2012 13:52

HO609

Laboratory Sample Analysis Record

CAT No.	Analysis Name	Method	Trial#	Batch#	Analysis Date and Time	Analyst	Dilution Factor
02222	TPH-DRO soil C10-C28 w/Si Gel	SW-846 8015B	1	122330003A	08/22/2012 03:34	Heather E Williams	1
12159	TPH Fuels soils w/Si Gel	SW-846 8015B modified	1	122330004A	08/22/2012 01:18	Heather E Williams	1
11210	DRO by 8015 Microwave w/ SG	SW-846 3546	1	122330003A	08/20/2012 13:45	Kelli M Barto	1
11218	TPH Fuels Soils Extraction	SW-846 3550B	1	122330004A	08/20/2012 13:45	Kelli M Barto	1

Sample Description: B-7-S-3.5-120816 Grab Soil
Facility# 91851 CRAW
451 Hegenberger-Oakland T0600102238 B-7

LLI Sample # SW 6759576
LLI Group # 1329796
Account # 10880

Project Name: 91851

Collected: 08/16/2012 08:30 by OY

ChevronTexaco

6001 Bollinger Canyon Rd L4310
 San Ramon CA 94583

Submitted: 08/18/2012 09:45

Reported: 08/29/2012 13:52

HO703

CAT No.	Analysis Name	CAS Number	As Received Result	As Received Method Detection Limit*	As Received Limit of Quantitation	Dilution Factor
GC/MS Volatiles SW-846 8260B						
10237	Benzene	71-43-2	N.D.	0.0005	0.005	0.95
10237	Ethylbenzene	100-41-4	N.D.	0.0009	0.005	0.95
10237	Methyl Tertiary Butyl Ether	1634-04-4	N.D.	0.0005	0.005	0.95
10237	Toluene	108-88-3	N.D.	0.0009	0.005	0.95
10237	Xylene (Total)	1330-20-7	N.D.	0.0009	0.005	0.95
GC Volatiles SW-846 8015B modified						
01725	TPH-GRO N. CA soil C6-C12	n.a.	N.D.	1.0	1.0	25
GC Petroleum SW-846 8015B						
Hydrocarbons w/Si						
02222	TPH-DRO soil C10-C28 w/Si Gel	n.a.	N.D.	4.0	12	1
The reverse surrogate, capric acid, is present at <1%.						
GC Petroleum SW-846 8015B modified						
Hydrocarbons w/Si						
12159	Motor Oil C16-C36 w/Si Gel	n.a.	N.D.	10	30	1
12159	Total TPH w/Si Gel	n.a.	N.D.	10	30	1
TPH quantitation is based on peak area comparison of the sample pattern to that of a hydrocarbon component mix calibration in a range that includes C8 (n-octane) through C40 (n-tetracontane) normal hydrocarbons.						
The reverse surrogate, capric acid, is present at <1%.						

General Sample Comments

State of California Lab Certification No. 2501

All QC is compliant unless otherwise noted. Please refer to the Quality Control Summary for overall QC performance data and associated samples.

Laboratory Sample Analysis Record

CAT No.	Analysis Name	Method	Trial#	Batch#	Analysis Date and Time	Analyst	Dilution Factor
10237	BTEX/MTBE 8260 Soil	SW-846 8260B	1	B122331AA	08/20/2012 14:47	Emily R Styer	0.95
00374	GC/MS - Bulk Soil Prep	SW-846 5035A Modified	1	201223128557	08/18/2012 14:49	Mitchell R Washel	n.a.
00374	GC/MS - Bulk Soil Prep	SW-846 5035A Modified	2	201223128557	08/18/2012 14:50	Mitchell R Washel	n.a.
06646	GC/MS HL Bulk Sample Prep	SW-846 5035A Modified	1	201223128557	08/18/2012 14:11	Mitchell R Washel	n.a.
01725	TPH-GRO N. CA soil C6-C12	SW-846 8015B modified	1	12232A16A	08/19/2012 17:25	Laura M Krieger	25
01150	GC - Bulk Soil Prep	SW-846 5035A Modified	1	201223128557	08/18/2012 14:12	Mitchell R Washel	n.a.

*=This limit was used in the evaluation of the final result

Sample Description: B-7-S-3.5-120816 Grab Soil
Facility# 91851 CRAW
 451 Hegenberger-Oakland T0600102238 B-7

LLI Sample # SW 6759576
LLI Group # 1329796
Account # 10880

Project Name: 91851

Collected: 08/16/2012 08:30 by OY

ChevronTexaco

6001 Bollinger Canyon Rd L4310
 San Ramon CA 94583

Submitted: 08/18/2012 09:45

Reported: 08/29/2012 13:52

HO703

Laboratory Sample Analysis Record

CAT No.	Analysis Name	Method	Trial#	Batch#	Analysis Date and Time	Analyst	Dilution Factor
02222	TPH-DRO soil C10-C28 w/Si Gel	SW-846 8015B	1	122330003A	08/22/2012 03:57	Heather E Williams	1
12159	TPH Fuels soils w/Si Gel	SW-846 8015B modified	1	122330004A	08/22/2012 01:43	Heather E Williams	1
11210	DRO by 8015 Microwave w/ SG	SW-846 3546	1	122330003A	08/20/2012 13:45	Kelli M Barto	1
11218	TPH Fuels Soils Extraction	SW-846 3550B	1	122330004A	08/20/2012 13:45	Kelli M Barto	1

Sample Description: B-7-S-6-120816 Grab Soil
Facility# 91851 CRAW
451 Hegenberger-Oakland T0600102238 B-7

LLI Sample # SW 6759577
LLI Group # 1329796
Account # 10880

Project Name: 91851

Collected: 08/16/2012 08:53 by OY

ChevronTexaco

6001 Bollinger Canyon Rd L4310
 San Ramon CA 94583

Submitted: 08/18/2012 09:45

Reported: 08/29/2012 13:52

HO706

CAT No.	Analysis Name	CAS Number	As Received Result	As Received Method Detection Limit*	As Received Limit of Quantitation	Dilution Factor
GC/MS Volatiles SW-846 8260B						
10237	Benzene	71-43-2	N.D.	0.0005	0.005	0.95
10237	Ethylbenzene	100-41-4	N.D.	0.0009	0.005	0.95
10237	Methyl Tertiary Butyl Ether	1634-04-4	0.0008	0.0005	0.005	0.95
10237	Toluene	108-88-3	N.D.	0.0009	0.005	0.95
10237	Xylene (Total)	1330-20-7	N.D.	0.0009	0.005	0.95
GC Volatiles SW-846 8015B modified						
01725	TPH-GRO N. CA soil C6-C12	n.a.	N.D.	1	1	24.37
GC Petroleum SW-846 8015B						
Hydrocarbons w/Si						
02222	TPH-DRO soil C10-C28 w/Si Gel	n.a.	N.D.	4.0	12	1
The reverse surrogate, capric acid, is present at <1%.						
GC Petroleum SW-846 8015B modified						
Hydrocarbons w/Si						
12159	Motor Oil C16-C36 w/Si Gel	n.a.	27	10	30	1
12159	Total TPH w/Si Gel	n.a.	27	10	30	1
TPH quantitation is based on peak area comparison of the sample pattern to that of a hydrocarbon component mix calibration in a range that includes C8 (n-octane) through C40 (n-tetracontane) normal hydrocarbons.						
The reverse surrogate, capric acid, is present at <1%.						

General Sample Comments

State of California Lab Certification No. 2501

All QC is compliant unless otherwise noted. Please refer to the Quality Control Summary for overall QC performance data and associated samples.

Laboratory Sample Analysis Record

CAT No.	Analysis Name	Method	Trial#	Batch#	Analysis Date and Time	Analyst	Dilution Factor
10237	BTEX/MTBE 8260 Soil	SW-846 8260B	1	B122331AA	08/20/2012 15:10	Emily R Styer	0.95
00374	GC/MS - Bulk Soil Prep	SW-846 5035A Modified	1	201223128557	08/18/2012 14:50	Mitchell R Washel	n.a.
00374	GC/MS - Bulk Soil Prep	SW-846 5035A Modified	2	201223128557	08/18/2012 14:50	Mitchell R Washel	n.a.
06646	GC/MS HL Bulk Sample Prep	SW-846 5035A Modified	1	201223128557	08/18/2012 14:15	Mitchell R Washel	n.a.
01725	TPH-GRO N. CA soil C6-C12	SW-846 8015B modified	1	12232A16A	08/19/2012 18:03	Laura M Krieger	24.37
01150	GC - Bulk Soil Prep	SW-846 5035A Modified	1	201223128557	08/18/2012 14:15	Mitchell R Washel	n.a.

*=This limit was used in the evaluation of the final result

Sample Description: B-7-S-6-120816 Grab Soil
Facility# 91851 CRAW
451 Hegenberger-Oakland T0600102238 B-7

LLI Sample # SW 6759577
LLI Group # 1329796
Account # 10880

Project Name: 91851

Collected: 08/16/2012 08:53 by OY

ChevronTexaco

6001 Bollinger Canyon Rd L4310
 San Ramon CA 94583

Submitted: 08/18/2012 09:45

Reported: 08/29/2012 13:52

HO706

Laboratory Sample Analysis Record

CAT No.	Analysis Name	Method	Trial#	Batch#	Analysis Date and Time	Analyst	Dilution Factor
02222	TPH-DRO soil C10-C28 w/Si Gel	SW-846 8015B	1	122330003A	08/22/2012 04:19	Heather E Williams	1
12159	TPH Fuels soils w/Si Gel	SW-846 8015B modified	1	122330004A	08/22/2012 10:02	Heather E Williams	1
11210	DRO by 8015 Microwave w/ SG	SW-846 3546	1	122330003A	08/20/2012 13:45	Kelli M Barto	1
11218	TPH Fuels Soils Extraction	SW-846 3550B	1	122330004A	08/20/2012 13:45	Kelli M Barto	1

Sample Description: B-7-S-9-120816 Grab Soil
Facility# 91851 CRAW
451 Hegenberger-Oakland T0600102238 B-7

LLI Sample # SW 6759578
LLI Group # 1329796
Account # 10880

Project Name: 91851

Collected: 08/16/2012 09:10 by OY

ChevronTexaco

6001 Bollinger Canyon Rd L4310
 San Ramon CA 94583

Submitted: 08/18/2012 09:45

Reported: 08/29/2012 13:52

HO709

CAT No.	Analysis Name	CAS Number	As Received Result	As Received Method Detection Limit*	As Received Limit of Quantitation	Dilution Factor
GC/MS Volatiles SW-846 8260B						
10237	Benzene	71-43-2	0.037	0.0005	0.005	0.97
10237	Ethylbenzene	100-41-4	N.D.	0.001	0.005	0.97
10237	Methyl Tertiary Butyl Ether	1634-04-4	0.030	0.0005	0.005	0.97
10237	Toluene	108-88-3	0.001	0.001	0.005	0.97
10237	Xylene (Total)	1330-20-7	N.D.	0.001	0.005	0.97
GC Volatiles SW-846 8015B modified						
01725	TPH-GRO N. CA soil C6-C12	n.a.	N.D.	1	1	24.65
GC Petroleum SW-846 8015B						
Hydrocarbons w/Si						
02222	TPH-DRO soil C10-C28 w/Si Gel	n.a.	N.D.	4.0	12	1
The reverse surrogate, capric acid, is present at <1%.						
GC Petroleum SW-846 8015B modified						
Hydrocarbons w/Si						
12159	Motor Oil C16-C36 w/Si Gel	n.a.	N.D.	10	30	1
12159	Total TPH w/Si Gel	n.a.	N.D.	10	30	1
TPH quantitation is based on peak area comparison of the sample pattern to that of a hydrocarbon component mix calibration in a range that includes C8 (n-octane) through C40 (n-tetracontane) normal hydrocarbons.						
The reverse surrogate, capric acid, is present at <1%.						

General Sample Comments

State of California Lab Certification No. 2501

All QC is compliant unless otherwise noted. Please refer to the Quality Control Summary for overall QC performance data and associated samples.

Laboratory Sample Analysis Record

CAT No.	Analysis Name	Method	Trial#	Batch#	Analysis Date and Time	Analyst	Dilution Factor
10237	BTEX/MTBE 8260 Soil	SW-846 8260B	1	B122331AA	08/20/2012 15:32	Emily R Styer	0.97
00374	GC/MS - Bulk Soil Prep	SW-846 5035A Modified	1	201223128557	08/18/2012 14:50	Mitchell R Washel	n.a.
00374	GC/MS - Bulk Soil Prep	SW-846 5035A Modified	2	201223128557	08/18/2012 14:50	Mitchell R Washel	n.a.
06646	GC/MS HL Bulk Sample Prep	SW-846 5035A Modified	1	201223128557	08/18/2012 14:20	Mitchell R Washel	n.a.
01725	TPH-GRO N. CA soil C6-C12	SW-846 8015B modified	1	12232A16A	08/19/2012 18:40	Laura M Krieger	24.65
01150	GC - Bulk Soil Prep	SW-846 5035A Modified	1	201223128557	08/18/2012 14:21	Mitchell R Washel	n.a.

*=This limit was used in the evaluation of the final result

Sample Description: B-7-S-9-120816 Grab Soil
Facility# 91851 CRAW
451 Hegenberger-Oakland T0600102238 B-7

LLI Sample # SW 6759578
LLI Group # 1329796
Account # 10880

Project Name: 91851

Collected: 08/16/2012 09:10 by OY

ChevronTexaco

6001 Bollinger Canyon Rd L4310
 San Ramon CA 94583

Submitted: 08/18/2012 09:45

Reported: 08/29/2012 13:52

HO709

Laboratory Sample Analysis Record

CAT No.	Analysis Name	Method	Trial#	Batch#	Analysis Date and Time	Analyst	Dilution Factor
02222	TPH-DRO soil C10-C28 w/Si Gel	SW-846 8015B	1	122330003A	08/22/2012 04:41	Heather E Williams	1
12159	TPH Fuels soils w/Si Gel	SW-846 8015B modified	1	122330004A	08/22/2012 02:06	Heather E Williams	1
11210	DRO by 8015 Microwave w/ SG	SW-846 3546	1	122330003A	08/20/2012 13:45	Kelli M Barto	1
11218	TPH Fuels Soils Extraction	SW-846 3550B	1	122330004A	08/20/2012 13:45	Kelli M Barto	1

Sample Description: B-11-S-3-120816 Grab Soil
Facility# 91851 CRAW
 451 Hegenberger-Oakland T0600102238 B-11

LLI Sample # SW 6759579
LLI Group # 1329796
Account # 10880

Project Name: 91851

Collected: 08/16/2012 11:30 by OY

ChevronTexaco

6001 Bollinger Canyon Rd L4310
 San Ramon CA 94583

Submitted: 08/18/2012 09:45

Reported: 08/29/2012 13:52

HO113

CAT No.	Analysis Name	CAS Number	As Received Result	As Received Method Detection Limit*	As Received Limit of Quantitation	Dilution Factor
GC/MS Volatiles SW-846 8260B						
10237	Benzene	71-43-2	N.D.	0.0005	0.005	0.95
10237	Ethylbenzene	100-41-4	N.D.	0.0009	0.005	0.95
10237	Methyl Tertiary Butyl Ether	1634-04-4	N.D.	0.0005	0.005	0.95
10237	Toluene	108-88-3	N.D.	0.0009	0.005	0.95
10237	Xylene (Total)	1330-20-7	N.D.	0.0009	0.005	0.95
GC Volatiles SW-846 8015B modified						
01725	TPH-GRO N. CA soil C6-C12	n.a.	N.D.	1	1	24.46
GC Petroleum SW-846 8015B						
Hydrocarbons w/Si						
02222	TPH-DRO soil C10-C28 w/Si Gel	n.a.	N.D.	4.0	12	1
The reverse surrogate, capric acid, is present at <1%.						
GC Petroleum SW-846 8015B modified						
Hydrocarbons w/Si						
12159	Motor Oil C16-C36 w/Si Gel	n.a.	N.D.	10	30	1
12159	Total TPH w/Si Gel	n.a.	N.D.	10	30	1
TPH quantitation is based on peak area comparison of the sample pattern to that of a hydrocarbon component mix calibration in a range that includes C8 (n-octane) through C40 (n-tetracontane) normal hydrocarbons.						
The reverse surrogate, capric acid, is present at <1%.						

General Sample Comments

State of California Lab Certification No. 2501

All QC is compliant unless otherwise noted. Please refer to the Quality Control Summary for overall QC performance data and associated samples.

Laboratory Sample Analysis Record

CAT No.	Analysis Name	Method	Trial#	Batch#	Analysis Date and Time	Analyst	Dilution Factor
10237	BTEX/MTBE 8260 Soil	SW-846 8260B	1	B122331AA	08/20/2012 15:55	Emily R Styer	0.95
00374	GC/MS - Bulk Soil Prep	SW-846 5035A Modified	1	201223128557	08/18/2012 14:50	Mitchell R Washel	n.a.
00374	GC/MS - Bulk Soil Prep	SW-846 5035A Modified	2	201223128557	08/18/2012 14:50	Mitchell R Washel	n.a.
06646	GC/MS HL Bulk Sample Prep	SW-846 5035A Modified	1	201223128557	08/18/2012 14:25	Mitchell R Washel	n.a.
01725	TPH-GRO N. CA soil C6-C12	SW-846 8015B modified	1	12232A16A	08/19/2012 19:19	Laura M Krieger	24.46
01150	GC - Bulk Soil Prep	SW-846 5035A Modified	1	201223128557	08/18/2012 14:26	Mitchell R Washel	n.a.

*=This limit was used in the evaluation of the final result

Sample Description: B-11-S-3-120816 Grab Soil
Facility# 91851 CRAW
451 Hegenberger-Oakland T0600102238 B-11

LLI Sample # SW 6759579
LLI Group # 1329796
Account # 10880

Project Name: 91851

Collected: 08/16/2012 11:30 by OY

ChevronTexaco

6001 Bollinger Canyon Rd L4310
 San Ramon CA 94583

Submitted: 08/18/2012 09:45

Reported: 08/29/2012 13:52

HO113

Laboratory Sample Analysis Record

CAT No.	Analysis Name	Method	Trial#	Batch#	Analysis Date and Time	Analyst	Dilution Factor
02222	TPH-DRO soil C10-C28 w/Si Gel	SW-846 8015B	1	122330003A	08/22/2012 05:04	Heather E Williams	1
12159	TPH Fuels soils w/Si Gel	SW-846 8015B modified	1	122330004A	08/22/2012 02:30	Heather E Williams	1
11210	DRO by 8015 Microwave w/ SG	SW-846 3546	1	122330003A	08/20/2012 13:45	Kelli M Barto	1
11218	TPH Fuels Soils Extraction	SW-846 3550B	1	122330004A	08/20/2012 13:45	Kelli M Barto	1

Sample Description: B-11-S-6-120816 Grab Soil
Facility# 91851 CRAW
451 Hegenberger-Oakland T0600102238 B-11

LLI Sample # SW 6759580
LLI Group # 1329796
Account # 10880

Project Name: 91851

Collected: 08/16/2012 12:00 by OY

ChevronTexaco

6001 Bollinger Canyon Rd L4310
 San Ramon CA 94583

Submitted: 08/18/2012 09:45

Reported: 08/29/2012 13:52

HO116

CAT No.	Analysis Name	CAS Number	As Received Result	As Received Method Detection Limit*	As Received Limit of Quantitation	Dilution Factor
GC/MS Volatiles SW-846 8260B						
10237	Benzene	71-43-2	0.015	0.0005	0.005	0.98
10237	Ethylbenzene	100-41-4	0.090	0.001	0.005	0.98
10237	Methyl Tertiary Butyl Ether	1634-04-4	0.0008	0.0005	0.005	0.98
10237	Toluene	108-88-3	N.D.	0.001	0.005	0.98
10237	Xylene (Total)	1330-20-7	0.008	0.001	0.005	0.98
GC Volatiles SW-846 8015B modified						
01725	TPH-GRO N. CA soil C6-C12	n.a.	8.5	7.7	7.7	192.31
GC Petroleum SW-846 8015B						
Hydrocarbons w/Si						
02222	TPH-DRO soil C10-C28 w/Si Gel	n.a.	130	4.0	12	1
The reverse surrogate, capric acid, is present at <1%.						
GC Petroleum SW-846 8015B modified						
Hydrocarbons w/Si						
12159	Motor Oil C16-C36 w/Si Gel	n.a.	150	10	30	1
12159	Total TPH w/Si Gel	n.a.	150	10	30	1
TPH quantitation is based on peak area comparison of the sample pattern to that of a hydrocarbon component mix calibration in a range that includes C8 (n-octane) through C40 (n-tetracontane) normal hydrocarbons.						
The reverse surrogate, capric acid, is present at <1%.						

General Sample Comments

State of California Lab Certification No. 2501

All QC is compliant unless otherwise noted. Please refer to the Quality Control Summary for overall QC performance data and associated samples.

Laboratory Sample Analysis Record

CAT No.	Analysis Name	Method	Trial#	Batch#	Analysis Date and Time	Analyst	Dilution Factor
10237	BTEX/MTBE 8260 Soil	SW-846 8260B	1	B122331AA	08/20/2012 21:07	Emily R Styer	0.98
00374	GC/MS - Bulk Soil Prep	SW-846 5035A Modified	1	201223128557	08/18/2012 14:50	Mitchell R Washel	n.a.
00374	GC/MS - Bulk Soil Prep	SW-846 5035A Modified	2	201223128557	08/18/2012 14:50	Mitchell R Washel	n.a.
06646	GC/MS HL Bulk Sample Prep	SW-846 5035A Modified	1	201223128557	08/18/2012 14:29	Mitchell R Washel	n.a.
01725	TPH-GRO N. CA soil C6-C12	SW-846 8015B modified	1	12232A16A	08/20/2012 01:39	Laura M Krieger	192.31
01150	GC - Bulk Soil Prep	SW-846 5035A Modified	1	201223128557	08/18/2012 14:30	Mitchell R Washel	n.a.

*=This limit was used in the evaluation of the final result

Sample Description: B-11-S-6-120816 Grab Soil
 Facility# 91851 CRAW
 451 Hegenberger-Oakland T0600102238 B-11

LLI Sample # SW 6759580
 LLI Group # 1329796
 Account # 10880

Project Name: 91851

Collected: 08/16/2012 12:00 by OY

ChevronTexaco

6001 Bollinger Canyon Rd L4310
 San Ramon CA 94583

Submitted: 08/18/2012 09:45

Reported: 08/29/2012 13:52

HO116

Laboratory Sample Analysis Record

CAT No.	Analysis Name	Method	Trial#	Batch#	Analysis Date and Time	Analyst	Dilution Factor
02222	TPH-DRO soil C10-C28 w/Si Gel	SW-846 8015B	1	122330003A	08/22/2012 05:26	Heather E Williams	1
12159	TPH Fuels soils w/Si Gel	SW-846 8015B modified	1	122330004A	08/22/2012 02:54	Heather E Williams	1
11210	DRO by 8015 Microwave w/ SG	SW-846 3546	1	122330003A	08/20/2012 13:45	Kelli M Barto	1
11218	TPH Fuels Soils Extraction	SW-846 3550B	1	122330004A	08/20/2012 13:45	Kelli M Barto	1

Sample Description: B-11-S-9-120816 Grab Soil
Facility# 91851 CRAW
451 Hegenberger-Oakland T0600102238 B-11

LLI Sample # SW 6759581
LLI Group # 1329796
Account # 10880

Project Name: 91851

Collected: 08/16/2012 12:50 by OY

ChevronTexaco

6001 Bollinger Canyon Rd L4310
 San Ramon CA 94583

Submitted: 08/18/2012 09:45

Reported: 08/29/2012 13:52

HO119

CAT No.	Analysis Name	CAS Number	As Received Result	As Received Method Detection Limit*	As Received Limit of Quantitation	Dilution Factor
GC/MS Volatiles SW-846 8260B						
10237	Benzene	71-43-2	0.63	0.023	0.23	46.9
10237	Ethylbenzene	100-41-4	0.090	0.001	0.005	1.07
10237	Methyl Tertiary Butyl Ether	1634-04-4	0.37	0.023	0.23	46.9
10237	Toluene	108-88-3	0.004	0.001	0.005	1.07
10237	Xylene (Total)	1330-20-7	0.017	0.001	0.005	1.07
GC Volatiles SW-846 8015B modified						
01725	TPH-GRO N. CA soil C6-C12	n.a.	3.8	1.0	1.0	25.05
GC Petroleum SW-846 8015B						
Hydrocarbons w/Si						
02222	TPH-DRO soil C10-C28 w/Si Gel	n.a.	12	4.0	12	1
The reverse surrogate, capric acid, is present at <1%.						
GC Petroleum SW-846 8015B modified						
Hydrocarbons w/Si						
12159	Motor Oil C16-C36 w/Si Gel	n.a.	11	10	30	1
12159	Total TPH w/Si Gel	n.a.	11	10	30	1
TPH quantitation is based on peak area comparison of the sample pattern to that of a hydrocarbon component mix calibration in a range that includes C8 (n-octane) through C40 (n-tetracontane) normal hydrocarbons.						
The reverse surrogate, capric acid, is present at <1%.						

General Sample Comments

State of California Lab Certification No. 2501

All QC is compliant unless otherwise noted. Please refer to the Quality Control Summary for overall QC performance data and associated samples.

Laboratory Sample Analysis Record

CAT No.	Analysis Name	Method	Trial#	Batch#	Analysis Date and Time	Analyst	Dilution Factor
10237	BTEX/MTBE 8260 Soil	SW-846 8260B	1	B122331AA	08/20/2012 16:39	Emily R Styer	1.07
10237	BTEX/MTBE 8260 Soil	SW-846 8260B	1	Q122341AA	08/21/2012 19:12	Angela D Sneringer	46.9
00374	GC/MS - Bulk Soil Prep	SW-846 5035A Modified	1	201223128557	08/18/2012 14:50	Mitchell R Washel	n.a.
00374	GC/MS - Bulk Soil Prep	SW-846 5035A Modified	2	201223128557	08/18/2012 14:50	Mitchell R Washel	n.a.
06646	GC/MS HL Bulk Sample Prep	SW-846 5035A Modified	1	201223128557	08/18/2012 14:33	Mitchell R Washel	n.a.
01725	TPH-GRO N. CA soil C6-C12	SW-846 8015B modified	1	12232A16A	08/19/2012 19:57	Laura M Krieger	25.05

*=This limit was used in the evaluation of the final result

Sample Description: B-11-S-9-120816 Grab Soil
 Facility# 91851 CRAW
 451 Hegenberger-Oakland T0600102238 B-11

LLI Sample # SW 6759581
 LLI Group # 1329796
 Account # 10880

Project Name: 91851

Collected: 08/16/2012 12:50 by OY

ChevronTexaco

6001 Bollinger Canyon Rd L4310
 San Ramon CA 94583

Submitted: 08/18/2012 09:45

Reported: 08/29/2012 13:52

HO119

Laboratory Sample Analysis Record

CAT No.	Analysis Name	Method	Trial#	Batch#	Analysis Date and Time	Analyst	Dilution Factor
01150	GC - Bulk Soil Prep	SW-846 5035A Modified	1	201223128557	08/18/2012 14:34	Mitchell R Washel	n.a.
02222	TPH-DRO soil C10-C28 w/Si Gel	SW-846 8015B	1	122330003A	08/22/2012 05:48	Heather E Williams	1
12159	TPH Fuels soils w/Si Gel	SW-846 8015B modified	1	122330004A	08/22/2012 03:18	Heather E Williams	1
11210	DRO by 8015 Microwave w/ SG	SW-846 3546	1	122330003A	08/20/2012 13:45	Kelli M Barto	1
11218	TPH Fuels Soils Extraction	SW-846 3550B	1	122330004A	08/20/2012 13:45	Kelli M Barto	1

Sample Description: B-12-S-3-120816 Grab Soil
Facility# 91851 CRAW
 451 Hegenberger-Oakland T0600102238 B-12

LLI Sample # SW 6759582
LLI Group # 1329796
Account # 10880

Project Name: 91851

Collected: 08/16/2012 11:20 by OY

ChevronTexaco

6001 Bollinger Canyon Rd L4310
 San Ramon CA 94583

Submitted: 08/18/2012 09:45

Reported: 08/29/2012 13:52

HO123

CAT No.	Analysis Name	CAS Number	As Received Result	As Received Method Detection Limit*	As Received Limit of Quantitation	Dilution Factor
GC/MS Volatiles SW-846 8260B						
10237	Benzene	71-43-2	N.D.	0.0005	0.005	0.98
10237	Ethylbenzene	100-41-4	N.D.	0.001	0.005	0.98
10237	Methyl Tertiary Butyl Ether	1634-04-4	N.D.	0.0005	0.005	0.98
10237	Toluene	108-88-3	N.D.	0.001	0.005	0.98
10237	Xylene (Total)	1330-20-7	N.D.	0.001	0.005	0.98
GC Volatiles SW-846 8015B modified						
01725	TPH-GRO N. CA soil C6-C12	n.a.	N.D.	1.0	1.0	25.61
GC Petroleum SW-846 8015B						
Hydrocarbons w/Si						
02222	TPH-DRO soil C10-C28 w/Si Gel	n.a.	N.D.	4.0	12	1
The reverse surrogate, capric acid, is present at <1%.						
GC Petroleum SW-846 8015B modified						
Hydrocarbons w/Si						
12159	Motor Oil C16-C36 w/Si Gel	n.a.	N.D.	10	30	1
12159	Total TPH w/Si Gel	n.a.	N.D.	10	30	1
TPH quantitation is based on peak area comparison of the sample pattern to that of a hydrocarbon component mix calibration in a range that includes C8 (n-octane) through C40 (n-tetracontane) normal hydrocarbons.						
The reverse surrogate, capric acid, is present at <1%.						

General Sample Comments

State of California Lab Certification No. 2501

All QC is compliant unless otherwise noted. Please refer to the Quality Control Summary for overall QC performance data and associated samples.

Laboratory Sample Analysis Record

CAT No.	Analysis Name	Method	Trial#	Batch#	Analysis Date and Time	Analyst	Dilution Factor
10237	BTEX/MTBE 8260 Soil	SW-846 8260B	1	B122331AA	08/20/2012 17:02	Emily R Styer	0.98
00374	GC/MS - Bulk Soil Prep	SW-846 5035A Modified	1	201223128557	08/18/2012 14:50	Mitchell R Washel	n.a.
00374	GC/MS - Bulk Soil Prep	SW-846 5035A Modified	2	201223128557	08/18/2012 14:50	Mitchell R Washel	n.a.
06646	GC/MS HL Bulk Sample Prep	SW-846 5035A Modified	1	201223128557	08/18/2012 14:38	Mitchell R Washel	n.a.
01725	TPH-GRO N. CA soil C6-C12	SW-846 8015B modified	1	12232A16A	08/19/2012 20:35	Laura M Krieger	25.61
01150	GC - Bulk Soil Prep	SW-846 5035A Modified	1	201223128557	08/18/2012 14:39	Mitchell R Washel	n.a.

*=This limit was used in the evaluation of the final result

Sample Description: B-12-S-3-120816 Grab Soil
Facility# 91851 CRAW
451 Hegenberger-Oakland T0600102238 B-12

LLI Sample # SW 6759582
LLI Group # 1329796
Account # 10880

Project Name: 91851

Collected: 08/16/2012 11:20 by OY

ChevronTexaco

6001 Bollinger Canyon Rd L4310
 San Ramon CA 94583

Submitted: 08/18/2012 09:45

Reported: 08/29/2012 13:52

HO123

Laboratory Sample Analysis Record

CAT No.	Analysis Name	Method	Trial#	Batch#	Analysis Date and Time	Analyst	Dilution Factor
02222	TPH-DRO soil C10-C28 w/Si Gel	SW-846 8015B	1	122330003A	08/22/2012 06:10	Heather E Williams	1
12159	TPH Fuels soils w/Si Gel	SW-846 8015B modified	1	122330004A	08/22/2012 03:41	Heather E Williams	1
11210	DRO by 8015 Microwave w/ SG	SW-846 3546	1	122330003A	08/20/2012 13:45	Kelli M Barto	1
11218	TPH Fuels Soils Extraction	SW-846 3550B	1	122330004A	08/20/2012 13:45	Kelli M Barto	1

Sample Description: B-12-S-6-120816 Grab Soil
Facility# 91851 CRAW
 451 Hegenberger-Oakland T0600102238 B-12

LLI Sample # SW 6759583
LLI Group # 1329796
Account # 10880

Project Name: 91851

Collected: 08/16/2012 11:55 by OY

ChevronTexaco

6001 Bollinger Canyon Rd L4310
 San Ramon CA 94583

Submitted: 08/18/2012 09:45

Reported: 08/29/2012 13:52

HO126

CAT No.	Analysis Name	CAS Number	As Received Result	As Received Method Detection Limit*	As Received Limit of Quantitation	Dilution Factor
GC/MS Volatiles SW-846 8260B						
10237	Benzene	71-43-2	0.006	0.0005	0.005	0.97
10237	Ethylbenzene	100-41-4	0.14	0.001	0.005	0.97
10237	Methyl Tertiary Butyl Ether	1634-04-4	0.002	0.0005	0.005	0.97
10237	Toluene	108-88-3	N.D.	0.001	0.005	0.97
10237	Xylene (Total)	1330-20-7	0.002	0.001	0.005	0.97
GC Volatiles SW-846 8015B modified						
01725	TPH-GRO N. CA soil C6-C12	n.a.	9.5	8.4	8.4	209.21
GC Petroleum SW-846 8015B						
Hydrocarbons w/Si						
02222	TPH-DRO soil C10-C28 w/Si Gel	n.a.	N.D.	4.0	12	1
The reverse surrogate, capric acid, is present at <1%.						
GC Petroleum SW-846 8015B modified						
Hydrocarbons w/Si						
12159	Motor Oil C16-C36 w/Si Gel	n.a.	N.D.	10	30	1
12159	Total TPH w/Si Gel	n.a.	N.D.	10	30	1
TPH quantitation is based on peak area comparison of the sample pattern to that of a hydrocarbon component mix calibration in a range that includes C8 (n-octane) through C40 (n-tetracontane) normal hydrocarbons.						
The reverse surrogate, capric acid, is present at <1%.						

General Sample Comments

State of California Lab Certification No. 2501

All QC is compliant unless otherwise noted. Please refer to the Quality Control Summary for overall QC performance data and associated samples.

Laboratory Sample Analysis Record

CAT No.	Analysis Name	Method	Trial#	Batch#	Analysis Date and Time	Analyst	Dilution Factor
10237	BTEX/MTBE 8260 Soil	SW-846 8260B	1	B122331AA	08/20/2012 21:52	Emily R Styer	0.97
00374	GC/MS - Bulk Soil Prep	SW-846 5035A Modified	1	201223128557	08/18/2012 14:50	Mitchell R Washel	n.a.
00374	GC/MS - Bulk Soil Prep	SW-846 5035A Modified	2	201223128557	08/18/2012 14:50	Mitchell R Washel	n.a.
06646	GC/MS HL Bulk Sample Prep	SW-846 5035A Modified	1	201223128557	08/18/2012 14:42	Mitchell R Washel	n.a.
01725	TPH-GRO N. CA soil C6-C12	SW-846 8015B modified	1	12232A16A	08/20/2012 02:17	Laura M Krieger	209.21
01150	GC - Bulk Soil Prep	SW-846 5035A Modified	1	201223128557	08/18/2012 14:43	Mitchell R Washel	n.a.

*=This limit was used in the evaluation of the final result

Sample Description: B-12-S-6-120816 Grab Soil
 Facility# 91851 CRAW
 451 Hegenberger-Oakland T0600102238 B-12

LLI Sample # SW 6759583
 LLI Group # 1329796
 Account # 10880

Project Name: 91851

Collected: 08/16/2012 11:55 by OY

ChevronTexaco

6001 Bollinger Canyon Rd L4310
 San Ramon CA 94583

Submitted: 08/18/2012 09:45

Reported: 08/29/2012 13:52

HO126

Laboratory Sample Analysis Record

CAT No.	Analysis Name	Method	Trial#	Batch#	Analysis Date and Time	Analyst	Dilution Factor
02222	TPH-DRO soil C10-C28 w/Si Gel	SW-846 8015B	1	122330003A	08/22/2012 06:33	Heather E Williams	1
12159	TPH Fuels soils w/Si Gel	SW-846 8015B modified	1	122330004A	08/22/2012 04:05	Heather E Williams	1
11210	DRO by 8015 Microwave w/ SG	SW-846 3546	1	122330003A	08/20/2012 13:45	Kelli M Barto	1
11218	TPH Fuels Soils Extraction	SW-846 3550B	1	122330004A	08/20/2012 13:45	Kelli M Barto	1

Sample Description: B-12-S-9-120816 Grab Soil
Facility# 91851 CRAW
451 Hegenberger-Oakland T0600102238 B-12

LLI Sample # SW 6759584
LLI Group # 1329796
Account # 10880

Project Name: 91851

Collected: 08/16/2012 12:25 by OY

ChevronTexaco

6001 Bollinger Canyon Rd L4310
 San Ramon CA 94583

Submitted: 08/18/2012 09:45

Reported: 08/29/2012 13:52

HO129

CAT No.	Analysis Name	CAS Number	As Received Result	As Received Method Detection Limit*	As Received Limit of Quantitation	Dilution Factor
GC/MS Volatiles SW-846 8260B						
10237	Benzene	71-43-2	0.006	0.0005	0.005	1
10237	Ethylbenzene	100-41-4	0.018	0.001	0.005	1
10237	Methyl Tertiary Butyl Ether	1634-04-4	0.18	0.0005	0.005	1
10237	Toluene	108-88-3	0.001	0.001	0.005	1
10237	Xylene (Total)	1330-20-7	0.001	0.001	0.005	1
GC Volatiles SW-846 8015B modified						
01725	TPH-GRO N. CA soil C6-C12	n.a.	1.0	1	1	24.9
GC Petroleum SW-846 8015B						
Hydrocarbons w/Si						
02222	TPH-DRO soil C10-C28 w/Si Gel	n.a.	N.D.	4.0	12	1
The reverse surrogate, capric acid, is present at <1%.						
GC Petroleum SW-846 8015B modified						
Hydrocarbons w/Si						
12159	Motor Oil C16-C36 w/Si Gel	n.a.	N.D.	10	30	1
12159	Total TPH w/Si Gel	n.a.	N.D.	10	30	1
TPH quantitation is based on peak area comparison of the sample pattern to that of a hydrocarbon component mix calibration in a range that includes C8 (n-octane) through C40 (n-tetracontane) normal hydrocarbons.						
The reverse surrogate, capric acid, is present at <1%.						

General Sample Comments

State of California Lab Certification No. 2501

All QC is compliant unless otherwise noted. Please refer to the Quality Control Summary for overall QC performance data and associated samples.

Laboratory Sample Analysis Record

CAT No.	Analysis Name	Method	Trial#	Batch#	Analysis Date and Time	Analyst	Dilution Factor
10237	BTEX/MTBE 8260 Soil	SW-846 8260B	1	B122331AA	08/20/2012 17:47	Emily R Styer	1
00374	GC/MS - Bulk Soil Prep	SW-846 5035A Modified	1	201223128557	08/18/2012 14:50	Mitchell R Washel	n.a.
00374	GC/MS - Bulk Soil Prep	SW-846 5035A Modified	2	201223128557	08/18/2012 14:50	Mitchell R Washel	n.a.
06646	GC/MS HL Bulk Sample Prep	SW-846 5035A Modified	1	201223128557	08/18/2012 14:46	Mitchell R Washel	n.a.
01725	TPH-GRO N. CA soil C6-C12	SW-846 8015B modified	1	12232A16A	08/19/2012 22:29	Laura M Krieger	24.9
01150	GC - Bulk Soil Prep	SW-846 5035A Modified	1	201223128557	08/18/2012 14:47	Mitchell R Washel	n.a.

*=This limit was used in the evaluation of the final result

Sample Description: B-12-S-9-120816 Grab Soil
Facility# 91851 CRAW
 451 Hegenberger-Oakland T0600102238 B-12

LLI Sample # SW 6759584
LLI Group # 1329796
Account # 10880

Project Name: 91851

Collected: 08/16/2012 12:25 by OY

ChevronTexaco

6001 Bollinger Canyon Rd L4310
 San Ramon CA 94583

Submitted: 08/18/2012 09:45

Reported: 08/29/2012 13:52

HO129

Laboratory Sample Analysis Record

CAT No.	Analysis Name	Method	Trial#	Batch#	Analysis Date and Time	Analyst	Dilution Factor
02222	TPH-DRO soil C10-C28 w/Si Gel	SW-846 8015B	1	122330003A	08/22/2012 06:55	Heather E Williams	1
12159	TPH Fuels soils w/Si Gel	SW-846 8015B modified	1	122330004A	08/22/2012 04:29	Heather E Williams	1
11210	DRO by 8015 Microwave w/ SG	SW-846 3546	1	122330003A	08/20/2012 13:45	Kelli M Barto	1
11218	TPH Fuels Soils Extraction	SW-846 3550B	1	122330004A	08/20/2012 13:45	Kelli M Barto	1

Sample Description: B-13-S-3-120816 Grab Soil
Facility# 91851 CRAW
451 Hegenberger-Oakland T0600102238 B-13

LLI Sample # SW 6759585
LLI Group # 1329796
Account # 10880

Project Name: 91851

Collected: 08/16/2012 14:10 by OY

ChevronTexaco

6001 Bollinger Canyon Rd L4310
 San Ramon CA 94583

Submitted: 08/18/2012 09:45

Reported: 08/29/2012 13:52

HO133

CAT No.	Analysis Name	CAS Number	As Received Result	As Received Method Detection Limit*	As Received Limit of Quantitation	Dilution Factor
GC/MS Volatiles SW-846 8260B						
10237	Benzene	71-43-2	N.D.	0.0005	0.005	0.96
10237	Ethylbenzene	100-41-4	N.D.	0.001	0.005	0.96
10237	Methyl Tertiary Butyl Ether	1634-04-4	N.D.	0.0005	0.005	0.96
10237	Toluene	108-88-3	N.D.	0.001	0.005	0.96
10237	Xylene (Total)	1330-20-7	N.D.	0.001	0.005	0.96
GC Volatiles SW-846 8015B modified						
01725	TPH-GRO N. CA soil C6-C12	n.a.	N.D.	1	1	24.65
GC Petroleum SW-846 8015B						
Hydrocarbons w/Si						
02222	TPH-DRO soil C10-C28 w/Si Gel	n.a.	N.D.	4.0	12	1
The reverse surrogate, capric acid, is present at <1%.						
GC Petroleum SW-846 8015B modified						
Hydrocarbons w/Si						
12159	Motor Oil C16-C36 w/Si Gel	n.a.	N.D.	10	30	1
12159	Total TPH w/Si Gel	n.a.	N.D.	10	30	1
TPH quantitation is based on peak area comparison of the sample pattern to that of a hydrocarbon component mix calibration in a range that includes C8 (n-octane) through C40 (n-tetracontane) normal hydrocarbons.						
The reverse surrogate, capric acid, is present at <1%.						

General Sample Comments

State of California Lab Certification No. 2501

All QC is compliant unless otherwise noted. Please refer to the Quality Control Summary for overall QC performance data and associated samples.

Laboratory Sample Analysis Record

CAT No.	Analysis Name	Method	Trial#	Batch#	Analysis Date and Time	Analyst	Dilution Factor
10237	BTEX/MTBE 8260 Soil	SW-846 8260B	1	B122331AA	08/20/2012 18:09	Emily R Styer	0.96
00374	GC/MS - Bulk Soil Prep	SW-846 5035A Modified	1	201223128557	08/18/2012 16:39	Mitchell R Washel	n.a.
00374	GC/MS - Bulk Soil Prep	SW-846 5035A Modified	2	201223128557	08/18/2012 16:39	Mitchell R Washel	n.a.
06646	GC/MS HL Bulk Sample Prep	SW-846 5035A Modified	1	201223128557	08/18/2012 15:09	Mitchell R Washel	n.a.
01725	TPH-GRO N. CA soil C6-C12	SW-846 8015B modified	1	12232A16A	08/19/2012 21:13	Laura M Krieger	24.65
01150	GC - Bulk Soil Prep	SW-846 5035A Modified	1	201223128557	08/18/2012 15:10	Mitchell R Washel	n.a.

*=This limit was used in the evaluation of the final result

Sample Description: B-13-S-3-120816 Grab Soil
 Facility# 91851 CRAW
 451 Hegenberger-Oakland T0600102238 B-13

LLI Sample # SW 6759585
 LLI Group # 1329796
 Account # 10880

Project Name: 91851

Collected: 08/16/2012 14:10 by OY

ChevronTexaco

6001 Bollinger Canyon Rd L4310
 San Ramon CA 94583

Submitted: 08/18/2012 09:45

Reported: 08/29/2012 13:52

HO133

Laboratory Sample Analysis Record

CAT No.	Analysis Name	Method	Trial#	Batch#	Analysis Date and Time	Analyst	Dilution Factor
02222	TPH-DRO soil C10-C28 w/Si Gel	SW-846 8015B	1	122330003A	08/22/2012 07:17	Heather E Williams	1
12159	TPH Fuels soils w/Si Gel	SW-846 8015B modified	1	122330004A	08/22/2012 04:52	Heather E Williams	1
11210	DRO by 8015 Microwave w/ SG	SW-846 3546	1	122330003A	08/20/2012 13:45	Kelli M Barto	1
11218	TPH Fuels Soils Extraction	SW-846 3550B	1	122330004A	08/20/2012 13:45	Kelli M Barto	1

Sample Description: B-13-S-6-120816 Grab Soil
Facility# 91851 CRAW
451 Hegenberger-Oakland T0600102238 B-13

LLI Sample # SW 6759586
LLI Group # 1329796
Account # 10880

Project Name: 91851

Collected: 08/16/2012 14:20 by OY

ChevronTexaco

6001 Bollinger Canyon Rd L4310
 San Ramon CA 94583

Submitted: 08/18/2012 09:45

Reported: 08/29/2012 13:52

HO136

CAT No.	Analysis Name	CAS Number	As Received Result	As Received Method Detection Limit*	As Received Limit of Quantitation	Dilution Factor
GC/MS Volatiles SW-846 8260B						
10237	Benzene	71-43-2	N.D.	0.0005	0.005	0.96
10237	Ethylbenzene	100-41-4	N.D.	0.001	0.005	0.96
10237	Methyl Tertiary Butyl Ether	1634-04-4	N.D.	0.0005	0.005	0.96
10237	Toluene	108-88-3	N.D.	0.001	0.005	0.96
10237	Xylene (Total)	1330-20-7	N.D.	0.001	0.005	0.96
GC Volatiles SW-846 8015B modified						
01725	TPH-GRO N. CA soil C6-C12	n.a.	N.D.	1	1	24.63
GC Petroleum SW-846 8015B						
Hydrocarbons w/Si						
02222	TPH-DRO soil C10-C28 w/Si Gel	n.a.	N.D.	4.0	12	1
The reverse surrogate, capric acid, is present at <1%.						
GC Petroleum SW-846 8015B modified						
Hydrocarbons w/Si						
12159	Motor Oil C16-C36 w/Si Gel	n.a.	N.D.	10	30	1
12159	Total TPH w/Si Gel	n.a.	N.D.	10	30	1
TPH quantitation is based on peak area comparison of the sample pattern to that of a hydrocarbon component mix calibration in a range that includes C8 (n-octane) through C40 (n-tetracontane) normal hydrocarbons.						
The reverse surrogate, capric acid, is present at <1%.						

General Sample Comments

State of California Lab Certification No. 2501

All QC is compliant unless otherwise noted. Please refer to the Quality Control Summary for overall QC performance data and associated samples.

Laboratory Sample Analysis Record

CAT No.	Analysis Name	Method	Trial#	Batch#	Analysis Date and Time	Analyst	Dilution Factor
10237	BTEX/MTBE 8260 Soil	SW-846 8260B	1	B122331AA	08/20/2012 18:31	Emily R Styer	0.96
00374	GC/MS - Bulk Soil Prep	SW-846 5035A Modified	1	201223128557	08/18/2012 16:39	Mitchell R Washel	n.a.
00374	GC/MS - Bulk Soil Prep	SW-846 5035A Modified	2	201223128557	08/18/2012 16:39	Mitchell R Washel	n.a.
06646	GC/MS HL Bulk Sample Prep	SW-846 5035A Modified	1	201223128557	08/18/2012 15:14	Mitchell R Washel	n.a.
01725	TPH-GRO N. CA soil C6-C12	SW-846 8015B modified	1	12232A16A	08/19/2012 23:07	Laura M Krieger	24.63
01150	GC - Bulk Soil Prep	SW-846 5035A Modified	1	201223128557	08/18/2012 15:14	Mitchell R Washel	n.a.

*=This limit was used in the evaluation of the final result

Sample Description: B-13-S-6-120816 Grab Soil
 Facility# 91851 CRAW
 451 Hegenberger-Oakland T0600102238 B-13

LLI Sample # SW 6759586
 LLI Group # 1329796
 Account # 10880

Project Name: 91851

Collected: 08/16/2012 14:20 by OY

ChevronTexaco

6001 Bollinger Canyon Rd L4310
 San Ramon CA 94583

Submitted: 08/18/2012 09:45

Reported: 08/29/2012 13:52

HO136

Laboratory Sample Analysis Record

CAT No.	Analysis Name	Method	Trial#	Batch#	Analysis Date and Time	Analyst	Dilution Factor
02222	TPH-DRO soil C10-C28 w/Si Gel	SW-846 8015B	1	122330003A	08/22/2012 07:39	Heather E Williams	1
12159	TPH Fuels soils w/Si Gel	SW-846 8015B modified	1	122330004A	08/22/2012 08:26	Heather E Williams	1
11210	DRO by 8015 Microwave w/ SG	SW-846 3546	1	122330003A	08/20/2012 13:45	Kelli M Barto	1
11218	TPH Fuels Soils Extraction	SW-846 3550B	1	122330004A	08/20/2012 13:45	Kelli M Barto	1

Sample Description: B-13-S-9-120816 Grab Soil
Facility# 91851 CRAW
 451 Hegenberger-Oakland T0600102238 B-13

LLI Sample # SW 6759587
LLI Group # 1329796
Account # 10880

Project Name: 91851

Collected: 08/16/2012 14:45 by OY

ChevronTexaco

6001 Bollinger Canyon Rd L4310
 San Ramon CA 94583

Submitted: 08/18/2012 09:45

Reported: 08/29/2012 13:52

HO139

CAT No.	Analysis Name	CAS Number	As Received Result	As Received Method Detection Limit*	As Received Limit of Quantitation	Dilution Factor
GC/MS Volatiles SW-846 8260B						
10237	Benzene	71-43-2	N.D.	0.0005	0.005	1.03
10237	Ethylbenzene	100-41-4	N.D.	0.001	0.005	1.03
10237	Methyl Tertiary Butyl Ether	1634-04-4	0.010	0.0005	0.005	1.03
10237	Toluene	108-88-3	N.D.	0.001	0.005	1.03
10237	Xylene (Total)	1330-20-7	N.D.	0.001	0.005	1.03
GC Volatiles SW-846 8015B modified						
01725	TPH-GRO N. CA soil C6-C12	n.a.	N.D.	1.0	1.0	25.96
GC Petroleum SW-846 8015B						
Hydrocarbons w/Si						
02222	TPH-DRO soil C10-C28 w/Si Gel	n.a.	7.4	4.0	12	1
The reverse surrogate, capric acid, is present at <1%.						
GC Petroleum SW-846 8015B modified						
Hydrocarbons w/Si						
12159	Motor Oil C16-C36 w/Si Gel	n.a.	N.D.	10	30	1
12159	Total TPH w/Si Gel	n.a.	N.D.	10	30	1
TPH quantitation is based on peak area comparison of the sample pattern to that of a hydrocarbon component mix calibration in a range that includes C8 (n-octane) through C40 (n-tetracontane) normal hydrocarbons.						
The reverse surrogate, capric acid, is present at <1%.						

General Sample Comments

State of California Lab Certification No. 2501

All QC is compliant unless otherwise noted. Please refer to the Quality Control Summary for overall QC performance data and associated samples.

Laboratory Sample Analysis Record

CAT No.	Analysis Name	Method	Trial#	Batch#	Analysis Date and Time	Analyst	Dilution Factor
10237	BTEX/MTBE 8260 Soil	SW-846 8260B	1	B122331AA	08/20/2012 18:54	Emily R Styer	1.03
00374	GC/MS - Bulk Soil Prep	SW-846 5035A Modified	1	201223128557	08/18/2012 16:39	Mitchell R Washel	n.a.
00374	GC/MS - Bulk Soil Prep	SW-846 5035A Modified	2	201223128557	08/18/2012 16:39	Mitchell R Washel	n.a.
06646	GC/MS HL Bulk Sample Prep	SW-846 5035A Modified	1	201223128557	08/18/2012 15:50	Mitchell R Washel	n.a.
01725	TPH-GRO N. CA soil C6-C12	SW-846 8015B modified	1	12232A16A	08/19/2012 23:45	Laura M Krieger	25.96
01150	GC - Bulk Soil Prep	SW-846 5035A Modified	1	201223128557	08/18/2012 15:51	Mitchell R Washel	n.a.

*=This limit was used in the evaluation of the final result

Sample Description: B-13-S-9-120816 Grab Soil
Facility# 91851 CRAW
451 Hegenberger-Oakland T0600102238 B-13

LLI Sample # SW 6759587
LLI Group # 1329796
Account # 10880

Project Name: 91851

Collected: 08/16/2012 14:45 by OY

ChevronTexaco

6001 Bollinger Canyon Rd L4310
 San Ramon CA 94583

Submitted: 08/18/2012 09:45

Reported: 08/29/2012 13:52

HO139

Laboratory Sample Analysis Record

CAT No.	Analysis Name	Method	Trial#	Batch#	Analysis Date and Time	Analyst	Dilution Factor
02222	TPH-DRO soil C10-C28 w/Si Gel	SW-846 8015B	1	122330003A	08/22/2012 08:02	Heather E Williams	1
12159	TPH Fuels soils w/Si Gel	SW-846 8015B modified	1	122330004A	08/22/2012 08:03	Heather E Williams	1
11210	DRO by 8015 Microwave w/ SG	SW-846 3546	1	122330003A	08/20/2012 13:45	Kelli M Barto	1
11218	TPH Fuels Soils Extraction	SW-846 3550B	1	122330004A	08/20/2012 13:45	Kelli M Barto	1

Sample Description: B-14-S-3-120816 Grab Soil
Facility# 91851 CRAW
451 Hegenberger-Oakland T0600102238 B-14

LLI Sample # SW 6759588
LLI Group # 1329796
Account # 10880

Project Name: 91851

Collected: 08/16/2012 15:20 by OY

ChevronTexaco

6001 Bollinger Canyon Rd L4310
 San Ramon CA 94583

Submitted: 08/18/2012 09:45

Reported: 08/29/2012 13:52

HO143

CAT No.	Analysis Name	CAS Number	As Received Result	As Received Method Detection Limit*	As Received Limit of Quantitation	Dilution Factor
GC/MS Volatiles SW-846 8260B						
10237	Benzene	71-43-2	0.001	0.0005	0.005	1.01
10237	Ethylbenzene	100-41-4	0.18	0.001	0.005	1.01
10237	Methyl Tertiary Butyl Ether	1634-04-4	N.D.	0.0005	0.005	1.01
10237	Toluene	108-88-3	N.D.	0.001	0.005	1.01
10237	Xylene (Total)	1330-20-7	1.1	0.047	0.24	47.08
GC Volatiles SW-846 8015B modified						
01725	TPH-GRO N. CA soil C6-C12	n.a.	5.4	1	1	24.27
GC Petroleum SW-846 8015B						
Hydrocarbons w/Si						
02222	TPH-DRO soil C10-C28 w/Si Gel	n.a.	15	4.0	12	1
The reverse surrogate, capric acid, is present at <1%.						
GC Petroleum SW-846 8015B modified						
Hydrocarbons w/Si						
12159	Motor Oil C16-C36 w/Si Gel	n.a.	N.D.	10	30	1
12159	Total TPH w/Si Gel	n.a.	N.D.	10	30	1
TPH quantitation is based on peak area comparison of the sample pattern to that of a hydrocarbon component mix calibration in a range that includes C8 (n-octane) through C40 (n-tetracontane) normal hydrocarbons.						
The reverse surrogate, capric acid, is present at <1%.						

General Sample Comments

State of California Lab Certification No. 2501

All QC is compliant unless otherwise noted. Please refer to the Quality Control Summary for overall QC performance data and associated samples.

Laboratory Sample Analysis Record

CAT No.	Analysis Name	Method	Trial#	Batch#	Analysis Date and Time	Analyst	Dilution Factor
10237	BTEX/MTBE 8260 Soil	SW-846 8260B	1	B122331AA	08/20/2012 19:16	Emily R Styer	1.01
10237	BTEX/MTBE 8260 Soil	SW-846 8260B	1	Q122341AA	08/21/2012 19:34	Angela D Sneringer	47.08
00374	GC/MS - Bulk Soil Prep	SW-846 5035A Modified	1	201223128557	08/18/2012 16:39	Mitchell R Washel	n.a.
00374	GC/MS - Bulk Soil Prep	SW-846 5035A Modified	2	201223128557	08/18/2012 16:39	Mitchell R Washel	n.a.
06646	GC/MS HL Bulk Sample Prep	SW-846 5035A Modified	1	201223128557	08/18/2012 15:54	Mitchell R Washel	n.a.
01725	TPH-GRO N. CA soil C6-C12	SW-846 8015B modified	1	12232A16A	08/20/2012 00:23	Laura M Krieger	24.27

*=This limit was used in the evaluation of the final result

Sample Description: B-14-S-3-120816 Grab Soil
 Facility# 91851 CRAW
 451 Hegenberger-Oakland T0600102238 B-14

LLI Sample # SW 6759588
 LLI Group # 1329796
 Account # 10880

Project Name: 91851

Collected: 08/16/2012 15:20 by OY

ChevronTexaco

6001 Bollinger Canyon Rd L4310
 San Ramon CA 94583

Submitted: 08/18/2012 09:45

Reported: 08/29/2012 13:52

HO143

Laboratory Sample Analysis Record

CAT No.	Analysis Name	Method	Trial#	Batch#	Analysis Date and Time	Analyst	Dilution Factor
01150	GC - Bulk Soil Prep	SW-846 5035A Modified	1	201223128557	08/18/2012 15:55	Mitchell R Washel	n.a.
02222	TPH-DRO soil C10-C28 w/Si Gel	SW-846 8015B	1	122330003A	08/22/2012 08:24	Heather E Williams	1
12159	TPH Fuels soils w/Si Gel	SW-846 8015B modified	1	122330004A	08/22/2012 05:40	Heather E Williams	1
11210	DRO by 8015 Microwave w/SG	SW-846 3546	1	122330003A	08/20/2012 13:45	Kelli M Barto	1
11218	TPH Fuels Soils Extraction	SW-846 3550B	1	122330004A	08/20/2012 13:45	Kelli M Barto	1

Sample Description: B-14-S-6-120816 Grab Soil
Facility# 91851 CRAW
 451 Hegenberger-Oakland T0600102238 B-14

LLI Sample # SW 6759589
LLI Group # 1329796
Account # 10880

Project Name: 91851

Collected: 08/16/2012 15:35 by OY

ChevronTexaco

6001 Bollinger Canyon Rd L4310
 San Ramon CA 94583

Submitted: 08/18/2012 09:45

Reported: 08/29/2012 13:52

HO146

CAT No.	Analysis Name	CAS Number	As Received Result	As Received Method Detection Limit*	As Received Limit of Quantitation	Dilution Factor
GC/MS Volatiles SW-846 8260B						
10237	Benzene	71-43-2	0.058	0.026	0.26	52.19
10237	Ethylbenzene	100-41-4	12	0.052	0.26	52.19
10237	Methyl Tertiary Butyl Ether	1634-04-4	N.D.	0.026	0.26	52.19
10237	Toluene	108-88-3	N.D.	0.052	0.26	52.19
10237	Xylene (Total)	1330-20-7	37	0.052	0.26	52.19
GC Volatiles SW-846 8015B modified						
01725	TPH-GRO N. CA soil C6-C12	n.a.	160	41	41	1029.87
GC Petroleum SW-846 8015B						
Hydrocarbons w/Si						
02222	TPH-DRO soil C10-C28 w/Si Gel	n.a.	140	4.0	12	1
The reverse surrogate, capric acid, is present at <1%.						
GC Petroleum SW-846 8015B modified						
Hydrocarbons w/Si						
12159	Motor Oil C16-C36 w/Si Gel	n.a.	N.D.	10	30	1
12159	Total TPH w/Si Gel	n.a.	N.D.	10	30	1
TPH quantitation is based on peak area comparison of the sample pattern to that of a hydrocarbon component mix calibration in a range that includes C8 (n-octane) through C40 (n-tetracontane) normal hydrocarbons.						
The reverse surrogate, capric acid, is present at <1%.						

General Sample Comments

State of California Lab Certification No. 2501

All QC is compliant unless otherwise noted. Please refer to the Quality Control Summary for overall QC performance data and associated samples.

Laboratory Sample Analysis Record

CAT No.	Analysis Name	Method	Trial#	Batch#	Analysis Date and Time	Analyst	Dilution Factor
10237	BTEX/MTBE 8260 Soil	SW-846 8260B	1	R122331AA	08/20/2012 19:02	Lauren C Temple	52.19
00374	GC/MS - Bulk Soil Prep	SW-846 5035A Modified	1	201223128557	08/18/2012 16:39	Mitchell R Washel	n.a.
00374	GC/MS - Bulk Soil Prep	SW-846 5035A Modified	2	201223128557	08/18/2012 16:39	Mitchell R Washel	n.a.
06646	GC/MS HL Bulk Sample Prep	SW-846 5035A Modified	1	201223128557	08/18/2012 15:59	Mitchell R Washel	n.a.
01725	TPH-GRO N. CA soil C6-C12	SW-846 8015B modified	1	12232A16A	08/20/2012 02:56	Laura M Krieger	1029.87
01150	GC - Bulk Soil Prep	SW-846 5035A Modified	1	201223128557	08/18/2012 16:00	Mitchell R Washel	n.a.

*=This limit was used in the evaluation of the final result

Sample Description: B-14-S-6-120816 Grab Soil
 Facility# 91851 CRAW
 451 Hegenberger-Oakland T0600102238 B-14

LLI Sample # SW 6759589
 LLI Group # 1329796
 Account # 10880

Project Name: 91851

Collected: 08/16/2012 15:35 by OY

ChevronTexaco

6001 Bollinger Canyon Rd L4310
 San Ramon CA 94583

Submitted: 08/18/2012 09:45

Reported: 08/29/2012 13:52

HO146

Laboratory Sample Analysis Record

CAT No.	Analysis Name	Method	Trial#	Batch#	Analysis Date and Time	Analyst	Dilution Factor
02222	TPH-DRO soil C10-C28 w/Si Gel	SW-846 8015B	1	122330003A	08/22/2012 08:46	Heather E Williams	1
12159	TPH Fuels soils w/Si Gel	SW-846 8015B modified	1	122330004A	08/22/2012 06:04	Heather E Williams	1
11210	DRO by 8015 Microwave w/ SG	SW-846 3546	1	122330003A	08/20/2012 13:45	Kelli M Barto	1
11218	TPH Fuels Soils Extraction	SW-846 3550B	1	122330004A	08/20/2012 13:45	Kelli M Barto	1

Sample Description: B-14-S-9-120816 Grab Soil
Facility# 91851 CRAW
451 Hegenberger-Oakland T0600102238 B-14

LLI Sample # SW 6759590
LLI Group # 1329796
Account # 10880

Project Name: 91851

Collected: 08/16/2012 15:55 by OY

ChevronTexaco

6001 Bollinger Canyon Rd L4310
 San Ramon CA 94583

Submitted: 08/18/2012 09:45

Reported: 08/29/2012 13:52

HO149

CAT No.	Analysis Name	CAS Number	As Received Result	As Received Method Detection Limit*	As Received Limit of Quantitation	Dilution Factor
GC/MS Volatiles SW-846 8260B						
10237	Benzene	71-43-2	N.D.	0.024	0.24	47.26
10237	Ethylbenzene	100-41-4	2.8	0.047	0.24	47.26
10237	Methyl Tertiary Butyl Ether	1634-04-4	0.12	0.024	0.24	47.26
10237	Toluene	108-88-3	N.D.	0.047	0.24	47.26
10237	Xylene (Total)	1330-20-7	9.9	0.047	0.24	47.26
GC Volatiles SW-846 8015B modified						
01725	TPH-GRO N. CA soil C6-C12	n.a.	100	20	20	501.5
GC Petroleum SW-846 8015B						
Hydrocarbons w/Si						
02222	TPH-DRO soil C10-C28 w/Si Gel	n.a.	4.3	4.0	12	1
The reverse surrogate, capric acid, is present at <1%.						
GC Petroleum SW-846 8015B modified						
Hydrocarbons w/Si						
12159	Motor Oil C16-C36 w/Si Gel	n.a.	N.D.	10	30	1
12159	Total TPH w/Si Gel	n.a.	N.D.	10	30	1
TPH quantitation is based on peak area comparison of the sample pattern to that of a hydrocarbon component mix calibration in a range that includes C8 (n-octane) through C40 (n-tetracontane) normal hydrocarbons.						
The reverse surrogate, capric acid, is present at <1%.						

General Sample Comments

State of California Lab Certification No. 2501

All QC is compliant unless otherwise noted. Please refer to the Quality Control Summary for overall QC performance data and associated samples.

Laboratory Sample Analysis Record

CAT No.	Analysis Name	Method	Trial#	Batch#	Analysis Date and Time	Analyst	Dilution Factor
10237	BTEX/MTBE 8260 Soil	SW-846 8260B	1	R122331AA	08/20/2012 19:25	Lauren C Temple	47.26
00374	GC/MS - Bulk Soil Prep	SW-846 5035A Modified	1	201223128557	08/18/2012 16:39	Mitchell R Washel	n.a.
00374	GC/MS - Bulk Soil Prep	SW-846 5035A Modified	2	201223128557	08/18/2012 16:39	Mitchell R Washel	n.a.
06646	GC/MS HL Bulk Sample Prep	SW-846 5035A Modified	1	201223128557	08/18/2012 16:03	Mitchell R Washel	n.a.
01725	TPH-GRO N. CA soil C6-C12	SW-846 8015B modified	1	12232A16A	08/20/2012 03:34	Laura M Krieger	501.5
01150	GC - Bulk Soil Prep	SW-846 5035A Modified	1	201223128557	08/18/2012 16:04	Mitchell R Washel	n.a.

*=This limit was used in the evaluation of the final result

Sample Description: B-14-S-9-120816 Grab Soil
 Facility# 91851 CRAW
 451 Hegenberger-Oakland T0600102238 B-14

LLI Sample # SW 6759590
 LLI Group # 1329796
 Account # 10880

Project Name: 91851

Collected: 08/16/2012 15:55 by OY

ChevronTexaco

6001 Bollinger Canyon Rd L4310
 San Ramon CA 94583

Submitted: 08/18/2012 09:45

Reported: 08/29/2012 13:52

HO149

Laboratory Sample Analysis Record

CAT No.	Analysis Name	Method	Trial#	Batch#	Analysis Date and Time	Analyst	Dilution Factor
02222	TPH-DRO soil C10-C28 w/Si Gel	SW-846 8015B	1	122330003A	08/22/2012 09:09	Heather E Williams	1
12159	TPH Fuels soils w/Si Gel	SW-846 8015B modified	1	122360015A	08/24/2012 21:45	Heather E Williams	1
11210	DRO by 8015 Microwave w/ SG	SW-846 3546	1	122330003A	08/20/2012 13:45	Kelli M Barto	1
11218	TPH Fuels Soils Extraction	SW-846 3550B	2	122360015A	08/23/2012 23:45	Sally L Appleyard	1

Sample Description: B-15-S-3-120817 Grab Soil
Facility# 91851 CRAW
451 Hegenberger-Oakland T0600102238 B-15

LLI Sample # SW 6759591
LLI Group # 1329796
Account # 10880

Project Name: 91851

Collected: 08/17/2012 07:55 by OY

ChevronTexaco

6001 Bollinger Canyon Rd L4310
 San Ramon CA 94583

Submitted: 08/18/2012 09:45

Reported: 08/29/2012 13:52

HO153

CAT No.	Analysis Name	CAS Number	As Received Result	As Received Method Detection Limit*	As Received Limit of Quantitation	Dilution Factor
GC/MS Volatiles SW-846 8260B						
10237	Benzene	71-43-2	N.D.	0.0005	0.005	0.94
10237	Ethylbenzene	100-41-4	N.D.	0.0009	0.005	0.94
10237	Methyl Tertiary Butyl Ether	1634-04-4	N.D.	0.0005	0.005	0.94
10237	Toluene	108-88-3	N.D.	0.0009	0.005	0.94
10237	Xylene (Total)	1330-20-7	N.D.	0.0009	0.005	0.94
GC Volatiles SW-846 8015B modified						
01725	TPH-GRO N. CA soil C6-C12	n.a.	N.D.	1	1	23.9
GC Petroleum SW-846 8015B						
Hydrocarbons w/Si						
02222	TPH-DRO soil C10-C28 w/Si Gel	n.a.	N.D.	4.0	12	1
The reverse surrogate, capric acid, is present at <1%.						
GC Petroleum SW-846 8015B modified						
Hydrocarbons w/Si						
12159	Motor Oil C16-C36 w/Si Gel	n.a.	N.D.	10	30	1
12159	Total TPH w/Si Gel	n.a.	N.D.	10	30	1
TPH quantitation is based on peak area comparison of the sample pattern to that of a hydrocarbon component mix calibration in a range that includes C8 (n-octane) through C40 (n-tetracontane) normal hydrocarbons.						
The reverse surrogate, capric acid, is present at <1%.						

General Sample Comments

State of California Lab Certification No. 2501

All QC is compliant unless otherwise noted. Please refer to the Quality Control Summary for overall QC performance data and associated samples.

Laboratory Sample Analysis Record

CAT No.	Analysis Name	Method	Trial#	Batch#	Analysis Date and Time	Analyst	Dilution Factor
10237	BTEX/MTBE 8260 Soil	SW-846 8260B	1	B122331AA	08/20/2012 19:38	Emily R Styer	0.94
00374	GC/MS - Bulk Soil Prep	SW-846 5035A Modified	1	201223128557	08/18/2012 16:39	Mitchell R Washel	n.a.
00374	GC/MS - Bulk Soil Prep	SW-846 5035A Modified	2	201223128557	08/18/2012 16:39	Mitchell R Washel	n.a.
06646	GC/MS HL Bulk Sample Prep	SW-846 5035A Modified	1	201223128557	08/18/2012 16:13	Mitchell R Washel	n.a.
01725	TPH-GRO N. CA soil C6-C12	SW-846 8015B modified	1	12232A16A	08/20/2012 01:01	Laura M Krieger	23.9
01150	GC - Bulk Soil Prep	SW-846 5035A Modified	1	201223128557	08/18/2012 16:14	Mitchell R Washel	n.a.

*=This limit was used in the evaluation of the final result

Sample Description: B-15-S-3-120817 Grab Soil
Facility# 91851 CRAW
451 Hegenberger-Oakland T0600102238 B-15

LLI Sample # SW 6759591
LLI Group # 1329796
Account # 10880

Project Name: 91851

Collected: 08/17/2012 07:55 by OY

ChevronTexaco

6001 Bollinger Canyon Rd L4310
 San Ramon CA 94583

Submitted: 08/18/2012 09:45

Reported: 08/29/2012 13:52

HO153

Laboratory Sample Analysis Record

CAT No.	Analysis Name	Method	Trial#	Batch#	Analysis Date and Time	Analyst	Dilution Factor
02222	TPH-DRO soil C10-C28 w/Si Gel	SW-846 8015B	1	122330003A	08/22/2012 09:31	Heather E Williams	1
12159	TPH Fuels soils w/Si Gel	SW-846 8015B modified	1	122330004A	08/22/2012 06:52	Heather E Williams	1
11210	DRO by 8015 Microwave w/ SG	SW-846 3546	1	122330003A	08/20/2012 13:45	Kelli M Barto	1
11218	TPH Fuels Soils Extraction	SW-846 3550B	1	122330004A	08/20/2012 13:45	Kelli M Barto	1

Sample Description: B-15-S-4.5-120817 Grab Soil
Facility# 91851 CRAW
 451 Hegenberger-Oakland T0600102238 B-15

LLI Sample # SW 6759592
LLI Group # 1329796
Account # 10880

Project Name: 91851

Collected: 08/17/2012 08:05 by OY

ChevronTexaco

6001 Bollinger Canyon Rd L4310
 San Ramon CA 94583

Submitted: 08/18/2012 09:45

Reported: 08/29/2012 13:52

HO154

CAT No.	Analysis Name	CAS Number	As Received Result	As Received Method Detection Limit*	As Received Limit of Quantitation	Dilution Factor
GC/MS Volatiles SW-846 8260B						
10237	Benzene	71-43-2	0.020	0.0005	0.005	0.99
10237	Ethylbenzene	100-41-4	0.083	0.001	0.005	0.99
10237	Methyl Tertiary Butyl Ether	1634-04-4	0.002	0.0005	0.005	0.99
10237	Toluene	108-88-3	N.D.	0.001	0.005	0.99
10237	Xylene (Total)	1330-20-7	0.003	0.001	0.005	0.99
GC Volatiles SW-846 8015B modified						
01725	TPH-GRO N. CA soil C6-C12	n.a.	15	9.8	9.8	245.34
GC Petroleum SW-846 8015B						
Hydrocarbons w/Si						
02222	TPH-DRO soil C10-C28 w/Si Gel	n.a.	34	4.0	12	1
The reverse surrogate, capric acid, is present at <1%.						
GC Petroleum SW-846 8015B modified						
Hydrocarbons w/Si						
12159	Motor Oil C16-C36 w/Si Gel	n.a.	N.D.	10	30	1
12159	Total TPH w/Si Gel	n.a.	N.D.	10	30	1
TPH quantitation is based on peak area comparison of the sample pattern to that of a hydrocarbon component mix calibration in a range that includes C8 (n-octane) through C40 (n-tetracontane) normal hydrocarbons.						
The reverse surrogate, capric acid, is present at <1%.						

General Sample Comments

State of California Lab Certification No. 2501

All QC is compliant unless otherwise noted. Please refer to the Quality Control Summary for overall QC performance data and associated samples.

Laboratory Sample Analysis Record

CAT No.	Analysis Name	Method	Trial#	Batch#	Analysis Date and Time	Analyst	Dilution Factor
10237	BTEX/MTBE 8260 Soil	SW-846 8260B	1	B122331AA	08/20/2012 20:01	Emily R Styer	0.99
00374	GC/MS - Bulk Soil Prep	SW-846 5035A Modified	1	201223128557	08/18/2012 16:39	Mitchell R Washel	n.a.
00374	GC/MS - Bulk Soil Prep	SW-846 5035A Modified	2	201223128557	08/18/2012 16:39	Mitchell R Washel	n.a.
06646	GC/MS HL Bulk Sample Prep	SW-846 5035A Modified	1	201223128557	08/18/2012 16:18	Mitchell R Washel	n.a.
01725	TPH-GRO N. CA soil C6-C12	SW-846 8015B modified	1	12232A16A	08/20/2012 04:12	Laura M Krieger	245.34
01150	GC - Bulk Soil Prep	SW-846 5035A Modified	1	201223128557	08/18/2012 16:19	Mitchell R Washel	n.a.

*=This limit was used in the evaluation of the final result

Sample Description: B-15-S-4.5-120817 Grab Soil
Facility# 91851 CRAW
451 Hegenberger-Oakland T0600102238 B-15

LLI Sample # SW 6759592
LLI Group # 1329796
Account # 10880

Project Name: 91851

Collected: 08/17/2012 08:05 by OY

ChevronTexaco

6001 Bollinger Canyon Rd L4310
 San Ramon CA 94583

Submitted: 08/18/2012 09:45

Reported: 08/29/2012 13:52

HO154

Laboratory Sample Analysis Record

CAT No.	Analysis Name	Method	Trial#	Batch#	Analysis Date and Time	Analyst	Dilution Factor
02222	TPH-DRO soil C10-C28 w/Si Gel	SW-846 8015B	1	122330003A	08/22/2012 09:53	Heather E Williams	1
12159	TPH Fuels soils w/Si Gel	SW-846 8015B modified	1	122330004A	08/22/2012 07:15	Heather E Williams	1
11210	DRO by 8015 Microwave w/ SG	SW-846 3546	1	122330003A	08/20/2012 13:45	Kelli M Barto	1
11218	TPH Fuels Soils Extraction	SW-846 3550B	1	122330004A	08/20/2012 13:45	Kelli M Barto	1

Sample Description: B-15-S-6-120817 Grab Soil
Facility# 91851 CRAW
 451 Hegenberger-Oakland T0600102238 B-15

LLI Sample # SW 6759593
LLI Group # 1329796
Account # 10880

Project Name: 91851

Collected: 08/17/2012 08:15 by OY

ChevronTexaco

6001 Bollinger Canyon Rd L4310
 San Ramon CA 94583

Submitted: 08/18/2012 09:45

Reported: 08/29/2012 13:52

HO156

CAT No.	Analysis Name	CAS Number	As Received Result	As Received Method Detection Limit*	As Received Limit of Quantitation	Dilution Factor
GC/MS Volatiles SW-846 8260B						
10237	Benzene	71-43-2	0.040	0.0005	0.005	1.01
10237	Ethylbenzene	100-41-4	0.28	0.001	0.005	1.01
10237	Methyl Tertiary Butyl Ether	1634-04-4	0.005	0.0005	0.005	1.01
10237	Toluene	108-88-3	N.D.	0.001	0.005	1.01
10237	Xylene (Total)	1330-20-7	0.020	0.001	0.005	1.01
GC Volatiles SW-846 8015B modified						
01725	TPH-GRO N. CA soil C6-C12	n.a.	15	10	10	255.36
GC Petroleum SW-846 8015B						
Hydrocarbons w/Si						
02222	TPH-DRO soil C10-C28 w/Si Gel	n.a.	6.4	4.0	12	1
The reverse surrogate, capric acid, is present at 1%.						
GC Petroleum SW-846 8015B modified						
Hydrocarbons w/Si						
12159	Motor Oil C16-C36 w/Si Gel	n.a.	N.D.	10	30	1
12159	Total TPH w/Si Gel	n.a.	N.D.	10	30	1
TPH quantitation is based on peak area comparison of the sample pattern to that of a hydrocarbon component mix calibration in a range that includes C8 (n-octane) through C40 (n-tetracontane) normal hydrocarbons.						
The reverse surrogate, capric acid, is present at <1%.						

General Sample Comments

State of California Lab Certification No. 2501

All QC is compliant unless otherwise noted. Please refer to the Quality Control Summary for overall QC performance data and associated samples.

Laboratory Sample Analysis Record

CAT No.	Analysis Name	Method	Trial#	Batch#	Analysis Date and Time	Analyst	Dilution Factor
10237	BTEX/MTBE 8260 Soil	SW-846 8260B	1	B122331AA	08/20/2012 20:23	Emily R Styer	1.01
00374	GC/MS - Bulk Soil Prep	SW-846 5035A Modified	1	201223128557	08/18/2012 16:39	Mitchell R Washel	n.a.
00374	GC/MS - Bulk Soil Prep	SW-846 5035A Modified	2	201223128557	08/18/2012 16:39	Mitchell R Washel	n.a.
06646	GC/MS HL Bulk Sample Prep	SW-846 5035A Modified	1	201223128557	08/18/2012 16:22	Mitchell R Washel	n.a.
01725	TPH-GRO N. CA soil C6-C12	SW-846 8015B modified	1	12232A34A	08/21/2012 05:12	Laura M Krieger	255.36
01150	GC - Bulk Soil Prep	SW-846 5035A Modified	1	201223128557	08/18/2012 16:23	Mitchell R Washel	n.a.

*=This limit was used in the evaluation of the final result

Sample Description: B-15-S-6-120817 Grab Soil
 Facility# 91851 CRAW
 451 Hegenberger-Oakland T0600102238 B-15

LLI Sample # SW 6759593
 LLI Group # 1329796
 Account # 10880

Project Name: 91851

Collected: 08/17/2012 08:15 by OY

ChevronTexaco

6001 Bollinger Canyon Rd L4310
 San Ramon CA 94583

Submitted: 08/18/2012 09:45

Reported: 08/29/2012 13:52

HO156

Laboratory Sample Analysis Record

CAT No.	Analysis Name	Method	Trial#	Batch#	Analysis Date and Time	Analyst	Dilution Factor
02222	TPH-DRO soil C10-C28 w/Si Gel	SW-846 8015B	1	122330008A	08/23/2012 02:49	Rebecca A Phillips	1
12159	TPH Fuels soils w/Si Gel	SW-846 8015B modified	1	122330009A	08/22/2012 23:53	Heather E Williams	1
11210	DRO by 8015 Microwave w/ SG	SW-846 3546	1	122330008A	08/20/2012 19:00	Sally L Appleyard	1
11218	TPH Fuels Soils Extraction	SW-846 3550B	1	122330009A	08/20/2012 19:00	Sally L Appleyard	1

Sample Description: B-15-S-9-120817 Grab Soil
Facility# 91851 CRAW
 451 Hegenberger-Oakland T0600102238 B-15

LLI Sample # SW 6759594
LLI Group # 1329796
Account # 10880

Project Name: 91851

Collected: 08/17/2012 08:30 by OY

ChevronTexaco

6001 Bollinger Canyon Rd L4310
 San Ramon CA 94583

Submitted: 08/18/2012 09:45

Reported: 08/29/2012 13:52

HO159

CAT No.	Analysis Name	CAS Number	As Received Result	As Received Method Detection Limit*	As Received Limit of Quantitation	Dilution Factor
GC/MS Volatiles SW-846 8260B						
10237	Benzene	71-43-2	0.008	0.0005	0.005	1
10237	Ethylbenzene	100-41-4	0.083	0.001	0.005	1
10237	Methyl Tertiary Butyl Ether	1634-04-4	0.083	0.0005	0.005	1
10237	Toluene	108-88-3	N.D.	0.001	0.005	1
10237	Xylene (Total)	1330-20-7	0.009	0.001	0.005	1

GC Volatiles SW-846 8015B modified						
01725	TPH-GRO N. CA soil C6-C12	n.a.	3.5	1.0	1.0	25.61

GC Petroleum SW-846 8015B						
Hydrocarbons w/Si						
02222	TPH-DRO soil C10-C28 w/Si Gel	n.a.	N.D.	4.0	12	1
The reverse surrogate, capric acid, is present at <1%.						

GC Petroleum SW-846 8015B modified						
Hydrocarbons w/Si						
12159	Motor Oil C16-C36 w/Si Gel	n.a.	N.D.	10	30	1
12159	Total TPH w/Si Gel	n.a.	N.D.	10	30	1

TPH quantitation is based on peak area comparison of the sample pattern to that of a hydrocarbon component mix calibration in a range that includes C8 (n-octane) through C40 (n-tetracontane) normal hydrocarbons. The reverse surrogate, capric acid, is present at <1%. The recovery for the sample surrogate(s) is outside the QC acceptance limits. The following corrective action was taken: The sample was re-extracted within the method required holding time, and surrogate recoveries are within the QC acceptance limits. The recovery for the sample duplicate surrogate(s) is outside the QC acceptance limits as noted on the QC Summary. All results are reported from the second extract. Similar results were obtained in both extracts.

General Sample Comments

State of California Lab Certification No. 2501

All QC is compliant unless otherwise noted. Please refer to the Quality Control Summary for overall QC performance data and associated samples.

Laboratory Sample Analysis Record

CAT No.	Analysis Name	Method	Trial#	Batch#	Analysis Date and Time	Analyst	Dilution Factor
10237	BTEX/MTBE 8260 Soil	SW-846 8260B	1	B122331AA	08/20/2012 20:45	Emily R Styer	1
00374	GC/MS - Bulk Soil Prep	SW-846 5035A Modified	1	201223128557	08/18/2012 16:39	Mitchell R Washel	n.a.

*=This limit was used in the evaluation of the final result

Sample Description: B-15-S-9-120817 Grab Soil
Facility# 91851 CRAW
451 Hegenberger-Oakland T0600102238 B-15

LLI Sample # SW 6759594
LLI Group # 1329796
Account # 10880

Project Name: 91851

Collected: 08/17/2012 08:30 by OY

ChevronTexaco

6001 Bollinger Canyon Rd L4310
 San Ramon CA 94583

Submitted: 08/18/2012 09:45

Reported: 08/29/2012 13:52

HO159

Laboratory Sample Analysis Record

CAT No.	Analysis Name	Method	Trial#	Batch#	Analysis Date and Time	Analyst	Dilution Factor
00374	GC/MS - Bulk Soil Prep	SW-846 5035A Modified	2	201223128557	08/18/2012 16:39	Mitchell R Washel	n.a.
06646	GC/MS HL Bulk Sample Prep	SW-846 5035A Modified	1	201223128557	08/18/2012 16:28	Mitchell R Washel	n.a.
01725	TPH-GRO N. CA soil C6-C12	SW-846 8015B modified	1	12232A34A	08/20/2012 21:25	Laura M Krieger	25.61
01150	GC - Bulk Soil Prep	SW-846 5035A Modified	1	201223128557	08/18/2012 16:28	Mitchell R Washel	n.a.
02222	TPH-DRO soil C10-C28 w/Si Gel	SW-846 8015B	1	122330008A	08/23/2012 03:31	Rebecca A Phillips	1
12159	TPH Fuels soils w/Si Gel	SW-846 8015B modified	1	122370023A	08/28/2012 09:21	Heather E Williams	1
11210	DRO by 8015 Microwave w/ SG	SW-846 3546	1	122330008A	08/20/2012 19:00	Sally L Appleyard	1
11218	TPH Fuels Soils Extraction	SW-846 3550B	2	122370023A	08/25/2012 08:15	Katheryne V Sponheimer	1

Sample Description: B-16-S-3-120817 Grab Soil
Facility# 91851 CRAW
 451 Hegenberger-Oakland T0600102238 B-16

LLI Sample # SW 6759595
LLI Group # 1329796
Account # 10880

Project Name: 91851

Collected: 08/17/2012 09:05 by OY

ChevronTexaco

6001 Bollinger Canyon Rd L4310
 San Ramon CA 94583

Submitted: 08/18/2012 09:45

Reported: 08/29/2012 13:52

HO163

CAT No.	Analysis Name	CAS Number	As Received Result	As Received Method Detection Limit*	As Received Limit of Quantitation	Dilution Factor
GC/MS Volatiles SW-846 8260B						
10237	Benzene	71-43-2	N.D.	0.0005	0.005	0.98
10237	Ethylbenzene	100-41-4	N.D.	0.001	0.005	0.98
10237	Methyl Tertiary Butyl Ether	1634-04-4	N.D.	0.0005	0.005	0.98
10237	Toluene	108-88-3	N.D.	0.001	0.005	0.98
10237	Xylene (Total)	1330-20-7	N.D.	0.001	0.005	0.98
GC Volatiles SW-846 8015B modified						
01725	TPH-GRO N. CA soil C6-C12	n.a.	N.D.	1	1	24.61
GC Petroleum SW-846 8015B						
Hydrocarbons w/Si						
02222	TPH-DRO soil C10-C28 w/Si Gel	n.a.	N.D.	4.0	12	1
The reverse surrogate, capric acid, is present at <1%.						
GC Petroleum SW-846 8015B modified						
Hydrocarbons w/Si						
12159	Motor Oil C16-C36 w/Si Gel	n.a.	N.D.	10	30	1
12159	Total TPH w/Si Gel	n.a.	N.D.	10	30	1
TPH quantitation is based on peak area comparison of the sample pattern to that of a hydrocarbon component mix calibration in a range that includes C8 (n-octane) through C40 (n-tetracontane) normal hydrocarbons.						
The reverse surrogate, capric acid, is present at <1%.						

General Sample Comments

State of California Lab Certification No. 2501

All QC is compliant unless otherwise noted. Please refer to the Quality Control Summary for overall QC performance data and associated samples.

Laboratory Sample Analysis Record

CAT No.	Analysis Name	Method	Trial#	Batch#	Analysis Date and Time	Analyst	Dilution Factor
10237	BTEX/MTBE 8260 Soil	SW-846 8260B	1	B122341AA	08/21/2012 12:47	Emily R Styer	0.98
00374	GC/MS - Bulk Soil Prep	SW-846 5035A Modified	1	201223128557	08/18/2012 16:39	Mitchell R Washel	n.a.
00374	GC/MS - Bulk Soil Prep	SW-846 5035A Modified	2	201223128557	08/18/2012 16:39	Mitchell R Washel	n.a.
06646	GC/MS HL Bulk Sample Prep	SW-846 5035A Modified	1	201223128557	08/18/2012 16:32	Mitchell R Washel	n.a.
01725	TPH-GRO N. CA soil C6-C12	SW-846 8015B modified	1	12232A34A	08/21/2012 04:36	Laura M Krieger	24.61
01150	GC - Bulk Soil Prep	SW-846 5035A Modified	1	201223128557	08/18/2012 16:33	Mitchell R Washel	n.a.

*=This limit was used in the evaluation of the final result

Sample Description: B-16-S-3-120817 Grab Soil
Facility# 91851 CRAW
 451 Hegenberger-Oakland T0600102238 B-16

LLI Sample # SW 6759595
LLI Group # 1329796
Account # 10880

Project Name: 91851

Collected: 08/17/2012 09:05 by OY

ChevronTexaco

6001 Bollinger Canyon Rd L4310
 San Ramon CA 94583

Submitted: 08/18/2012 09:45

Reported: 08/29/2012 13:52

HO163

Laboratory Sample Analysis Record

CAT No.	Analysis Name	Method	Trial#	Batch#	Analysis Date and Time	Analyst	Dilution Factor
02222	TPH-DRO soil C10-C28 w/Si Gel	SW-846 8015B	1	122330008A	08/23/2012 03:53	Rebecca A Phillips	1
12159	TPH Fuels soils w/Si Gel	SW-846 8015B modified	1	122330009A	08/23/2012 01:31	Heather E Williams	1
11210	DRO by 8015 Microwave w/ SG	SW-846 3546	1	122330008A	08/20/2012 19:00	Sally L Appleyard	1
11218	TPH Fuels Soils Extraction	SW-846 3550B	1	122330009A	08/20/2012 19:00	Sally L Appleyard	1

Sample Description: B-16-S-6-120817 Grab Soil
Facility# 91851 CRAW
451 Hegenberger-Oakland T0600102238 B-16

LLI Sample # SW 6759596
LLI Group # 1329796
Account # 10880

Project Name: 91851

Collected: 08/17/2012 09:21 by OY

ChevronTexaco

6001 Bollinger Canyon Rd L4310
 San Ramon CA 94583

Submitted: 08/18/2012 09:45

Reported: 08/29/2012 13:52

HO166

CAT No.	Analysis Name	CAS Number	As Received Result	As Received Method Detection Limit*	As Received Limit of Quantitation	Dilution Factor
GC/MS Volatiles SW-846 8260B						
10237	Benzene	71-43-2	N.D.	0.0005	0.005	1
10237	Ethylbenzene	100-41-4	N.D.	0.001	0.005	1
10237	Methyl Tertiary Butyl Ether	1634-04-4	N.D.	0.0005	0.005	1
10237	Toluene	108-88-3	N.D.	0.001	0.005	1
10237	Xylene (Total)	1330-20-7	N.D.	0.001	0.005	1
GC Volatiles SW-846 8015B modified						
01725	TPH-GRO N. CA soil C6-C12	n.a.	N.D.	1	1	24.41
GC Petroleum SW-846 8015B						
Hydrocarbons w/Si						
02222	TPH-DRO soil C10-C28 w/Si Gel	n.a.	N.D.	4.0	12	1
The reverse surrogate, capric acid, is present at <1%.						
GC Petroleum SW-846 8015B modified						
Hydrocarbons w/Si						
12159	Motor Oil C16-C36 w/Si Gel	n.a.	N.D.	10	30	1
12159	Total TPH w/Si Gel	n.a.	N.D.	10	30	1
TPH quantitation is based on peak area comparison of the sample pattern to that of a hydrocarbon component mix calibration in a range that includes C8 (n-octane) through C40 (n-tetracontane) normal hydrocarbons.						
The reverse surrogate, capric acid, is present at <1%.						

General Sample Comments

State of California Lab Certification No. 2501

All QC is compliant unless otherwise noted. Please refer to the Quality Control Summary for overall QC performance data and associated samples.

Laboratory Sample Analysis Record

CAT No.	Analysis Name	Method	Trial#	Batch#	Analysis Date and Time	Analyst	Dilution Factor
10237	BTEX/MTBE 8260 Soil	SW-846 8260B	1	B122341AA	08/21/2012 13:10	Emily R Styer	1
00374	GC/MS - Bulk Soil Prep	SW-846 5035A Modified	1	201223128557	08/18/2012 16:39	Mitchell R Washel	n.a.
00374	GC/MS - Bulk Soil Prep	SW-846 5035A Modified	2	201223128557	08/18/2012 16:39	Mitchell R Washel	n.a.
06646	GC/MS HL Bulk Sample Prep	SW-846 5035A Modified	1	201223128557	08/18/2012 16:37	Mitchell R Washel	n.a.
01725	TPH-GRO N. CA soil C6-C12	SW-846 8015B modified	1	12232A34A	08/20/2012 18:24	Laura M Krieger	24.41
01150	GC - Bulk Soil Prep	SW-846 5035A Modified	1	201223128557	08/18/2012 16:37	Mitchell R Washel	n.a.

*=This limit was used in the evaluation of the final result

Sample Description: B-16-S-6-120817 Grab Soil
 Facility# 91851 CRAW
 451 Hegenberger-Oakland T0600102238 B-16

LLI Sample # SW 6759596
 LLI Group # 1329796
 Account # 10880

Project Name: 91851

Collected: 08/17/2012 09:21 by OY

ChevronTexaco

6001 Bollinger Canyon Rd L4310
 San Ramon CA 94583

Submitted: 08/18/2012 09:45

Reported: 08/29/2012 13:52

HO166

Laboratory Sample Analysis Record

CAT No.	Analysis Name	Method	Trial#	Batch#	Analysis Date and Time	Analyst	Dilution Factor
02222	TPH-DRO soil C10-C28 w/Si Gel	SW-846 8015B	1	122330008A	08/23/2012 04:14	Rebecca A Phillips	1
12159	TPH Fuels soils w/Si Gel	SW-846 8015B modified	1	122330009A	08/23/2012 01:55	Heather E Williams	1
11210	DRO by 8015 Microwave w/ SG	SW-846 3546	1	122330008A	08/20/2012 19:00	Sally L Appleyard	1
11218	TPH Fuels Soils Extraction	SW-846 3550B	1	122330009A	08/20/2012 19:00	Sally L Appleyard	1

Sample Description: B-16-S-9-120817 Grab Soil
Facility# 91851 CRAW
451 Hegenberger-Oakland T0600102238 B-16

LLI Sample # SW 6759597
LLI Group # 1329796
Account # 10880

Project Name: 91851

Collected: 08/17/2012 09:40 by OY

ChevronTexaco

6001 Bollinger Canyon Rd L4310
 San Ramon CA 94583

Submitted: 08/18/2012 09:45

Reported: 08/29/2012 13:52

HO169

CAT No.	Analysis Name	CAS Number	As Received Result	As Received Method Detection Limit*	As Received Limit of Quantitation	Dilution Factor
GC/MS Volatiles SW-846 8260B						
10237	Benzene	71-43-2	N.D.	0.0005	0.005	1
10237	Ethylbenzene	100-41-4	N.D.	0.001	0.005	1
10237	Methyl Tertiary Butyl Ether	1634-04-4	0.021	0.0005	0.005	1
10237	Toluene	108-88-3	N.D.	0.001	0.005	1
10237	Xylene (Total)	1330-20-7	N.D.	0.001	0.005	1
GC Volatiles SW-846 8015B modified						
01725	TPH-GRO N. CA soil C6-C12	n.a.	N.D.	1.0	1.0	25.2
GC Petroleum SW-846 8015B						
Hydrocarbons w/Si						
02222	TPH-DRO soil C10-C28 w/Si Gel	n.a.	N.D.	4.0	12	1
The reverse surrogate, capric acid, is present at <1%.						
GC Petroleum SW-846 8015B modified						
Hydrocarbons w/Si						
12159	Motor Oil C16-C36 w/Si Gel	n.a.	N.D.	10	30	1
12159	Total TPH w/Si Gel	n.a.	N.D.	10	30	1
TPH quantitation is based on peak area comparison of the sample pattern to that of a hydrocarbon component mix calibration in a range that includes C8 (n-octane) through C40 (n-tetracontane) normal hydrocarbons.						
The reverse surrogate, capric acid, is present at <1%.						

General Sample Comments

State of California Lab Certification No. 2501

All QC is compliant unless otherwise noted. Please refer to the Quality Control Summary for overall QC performance data and associated samples.

Laboratory Sample Analysis Record

CAT No.	Analysis Name	Method	Trial#	Batch#	Analysis Date and Time	Analyst	Dilution Factor
10237	BTEX/MTBE 8260 Soil	SW-846 8260B	1	B122341AA	08/21/2012 13:32	Emily R Styer	1
00374	GC/MS - Bulk Soil Prep	SW-846 5035A Modified	1	201223128557	08/18/2012 18:03	Mitchell R Washel	n.a.
00374	GC/MS - Bulk Soil Prep	SW-846 5035A Modified	2	201223128557	08/18/2012 18:03	Mitchell R Washel	n.a.
06646	GC/MS HL Bulk Sample Prep	SW-846 5035A Modified	1	201223128557	08/18/2012 16:54	Mitchell R Washel	n.a.
01725	TPH-GRO N. CA soil C6-C12	SW-846 8015B modified	1	12232A34A	08/20/2012 19:02	Laura M Krieger	25.2
01150	GC - Bulk Soil Prep	SW-846 5035A Modified	1	201223128557	08/18/2012 16:55	Mitchell R Washel	n.a.

*=This limit was used in the evaluation of the final result

Sample Description: B-16-S-9-120817 Grab Soil
Facility# 91851 CRAW
 451 Hegenberger-Oakland T0600102238 B-16

LLI Sample # SW 6759597
LLI Group # 1329796
Account # 10880

Project Name: 91851

Collected: 08/17/2012 09:40 by OY

ChevronTexaco

6001 Bollinger Canyon Rd L4310
 San Ramon CA 94583

Submitted: 08/18/2012 09:45

Reported: 08/29/2012 13:52

HO169

Laboratory Sample Analysis Record

CAT No.	Analysis Name	Method	Trial#	Batch#	Analysis Date and Time	Analyst	Dilution Factor
02222	TPH-DRO soil C10-C28 w/Si Gel	SW-846 8015B	1	122330008A	08/23/2012 04:35	Rebecca A Phillips	1
12159	TPH Fuels soils w/Si Gel	SW-846 8015B modified	1	122330009A	08/23/2012 02:19	Heather E Williams	1
11210	DRO by 8015 Microwave w/ SG	SW-846 3546	1	122330008A	08/20/2012 19:00	Sally L Appleyard	1
11218	TPH Fuels Soils Extraction	SW-846 3550B	1	122330009A	08/20/2012 19:00	Sally L Appleyard	1

Sample Description: B-8-S-3-120817 Grab Soil
Facility# 91851 CRAW
451 Hegenberger-Oakland T0600102238 B-8

LLI Sample # SW 6759598
LLI Group # 1329796
Account # 10880

Project Name: 91851

Collected: 08/17/2012 09:54 by OY

ChevronTexaco

6001 Bollinger Canyon Rd L4310
 San Ramon CA 94583

Submitted: 08/18/2012 09:45

Reported: 08/29/2012 13:52

HO803

CAT No.	Analysis Name	CAS Number	As Received Result	As Received Method Detection Limit*	As Received Limit of Quantitation	Dilution Factor
GC/MS Volatiles SW-846 8260B						
10237	Benzene	71-43-2	N.D.	0.0005	0.005	1.02
10237	Ethylbenzene	100-41-4	N.D.	0.001	0.005	1.02
10237	Methyl Tertiary Butyl Ether	1634-04-4	0.002	0.0005	0.005	1.02
10237	Toluene	108-88-3	N.D.	0.001	0.005	1.02
10237	Xylene (Total)	1330-20-7	N.D.	0.001	0.005	1.02
GC Volatiles SW-846 8015B modified						
01725	TPH-GRO N. CA soil C6-C12	n.a.	N.D.	1	1	24.65
GC Petroleum SW-846 8015B						
Hydrocarbons w/Si						
02222	TPH-DRO soil C10-C28 w/Si Gel	n.a.	14	4.0	12	1
The reverse surrogate, capric acid, is present at <1%.						
GC Petroleum SW-846 8015B modified						
Hydrocarbons w/Si						
12159	Motor Oil C16-C36 w/Si Gel	n.a.	52	10	30	1
12159	Total TPH w/Si Gel	n.a.	52	10	30	1
TPH quantitation is based on peak area comparison of the sample pattern to that of a hydrocarbon component mix calibration in a range that includes C8 (n-octane) through C40 (n-tetracontane) normal hydrocarbons.						
The reverse surrogate, capric acid, is present at <1%.						

General Sample Comments

State of California Lab Certification No. 2501

All QC is compliant unless otherwise noted. Please refer to the Quality Control Summary for overall QC performance data and associated samples.

Laboratory Sample Analysis Record

CAT No.	Analysis Name	Method	Trial#	Batch#	Analysis Date and Time	Analyst	Dilution Factor
10237	BTEX/MTBE 8260 Soil	SW-846 8260B	1	B122341AA	08/21/2012 13:54	Emily R Styer	1.02
00374	GC/MS - Bulk Soil Prep	SW-846 5035A Modified	1	201223128557	08/18/2012 18:03	Mitchell R Washel	n.a.
00374	GC/MS - Bulk Soil Prep	SW-846 5035A Modified	2	201223128557	08/18/2012 18:03	Mitchell R Washel	n.a.
06646	GC/MS HL Bulk Sample Prep	SW-846 5035A Modified	1	201223128557	08/18/2012 17:01	Mitchell R Washel	n.a.
01725	TPH-GRO N. CA soil C6-C12	SW-846 8015B modified	1	12232A34A	08/20/2012 19:37	Laura M Krieger	24.65
01150	GC - Bulk Soil Prep	SW-846 5035A Modified	1	201223128557	08/18/2012 17:02	Mitchell R Washel	n.a.

*=This limit was used in the evaluation of the final result

Sample Description: B-8-S-3-120817 Grab Soil
Facility# 91851 CRAW
451 Hegenberger-Oakland T0600102238 B-8

LLI Sample # SW 6759598
LLI Group # 1329796
Account # 10880

Project Name: 91851

Collected: 08/17/2012 09:54 by OY

ChevronTexaco

6001 Bollinger Canyon Rd L4310
 San Ramon CA 94583

Submitted: 08/18/2012 09:45

Reported: 08/29/2012 13:52

HO803

Laboratory Sample Analysis Record

CAT No.	Analysis Name	Method	Trial#	Batch#	Analysis Date and Time	Analyst	Dilution Factor
02222	TPH-DRO soil C10-C28 w/Si Gel	SW-846 8015B	1	122340024A	08/23/2012 12:32	Elizabeth J Marin	1
12159	TPH Fuels soils w/Si Gel	SW-846 8015B modified	1	122340025A	08/22/2012 16:10	Heather E Williams	1
11210	DRO by 8015 Microwave w/ SG	SW-846 3546	1	122340024A	08/21/2012 23:00	Roman Kuropatkin	1
11218	TPH Fuels Soils Extraction	SW-846 3550B	1	122340025A	08/21/2012 23:00	Roman Kuropatkin	1

Sample Description: B-8-S-6-120817 Grab Soil
Facility# 91851 CRAW
451 Hegenberger-Oakland T0600102238 B-8

LLI Sample # SW 6759599
LLI Group # 1329796
Account # 10880

Project Name: 91851

Collected: 08/17/2012 10:15 by OY

ChevronTexaco

6001 Bollinger Canyon Rd L4310
 San Ramon CA 94583

Submitted: 08/18/2012 09:45

Reported: 08/29/2012 13:52

HO806

CAT No.	Analysis Name	CAS Number	As Received Result	As Received Method Detection Limit*	As Received Limit of Quantitation	Dilution Factor
GC/MS Volatiles SW-846 8260B						
10237	Benzene	71-43-2	N.D.	0.0005	0.005	1.01
10237	Ethylbenzene	100-41-4	N.D.	0.001	0.005	1.01
10237	Methyl Tertiary Butyl Ether	1634-04-4	0.002	0.0005	0.005	1.01
10237	Toluene	108-88-3	N.D.	0.001	0.005	1.01
10237	Xylene (Total)	1330-20-7	N.D.	0.001	0.005	1.01
GC Volatiles SW-846 8015B modified						
01725	TPH-GRO N. CA soil C6-C12	n.a.	N.D.	1.0	1.0	25.91
GC Petroleum SW-846 8015B						
Hydrocarbons w/Si						
02222	TPH-DRO soil C10-C28 w/Si Gel	n.a.	N.D.	4.0	12	1
The reverse surrogate, capric acid, is present at <1%.						
GC Petroleum SW-846 8015B modified						
Hydrocarbons w/Si						
12159	Motor Oil C16-C36 w/Si Gel	n.a.	N.D.	10	30	1
12159	Total TPH w/Si Gel	n.a.	N.D.	10	30	1
TPH quantitation is based on peak area comparison of the sample pattern to that of a hydrocarbon component mix calibration in a range that includes C8 (n-octane) through C40 (n-tetracontane) normal hydrocarbons.						
The reverse surrogate, capric acid, is present at <1%.						

General Sample Comments

State of California Lab Certification No. 2501

All QC is compliant unless otherwise noted. Please refer to the Quality Control Summary for overall QC performance data and associated samples.

Laboratory Sample Analysis Record

CAT No.	Analysis Name	Method	Trial#	Batch#	Analysis Date and Time	Analyst	Dilution Factor
10237	BTEX/MTBE 8260 Soil	SW-846 8260B	1	B122341AA	08/21/2012 14:17	Emily R Styer	1.01
00374	GC/MS - Bulk Soil Prep	SW-846 5035A Modified	1	201223128557	08/18/2012 18:03	Mitchell R Washel	n.a.
00374	GC/MS - Bulk Soil Prep	SW-846 5035A Modified	2	201223128557	08/18/2012 18:03	Mitchell R Washel	n.a.
06646	GC/MS HL Bulk Sample Prep	SW-846 5035A Modified	1	201223128557	08/18/2012 17:05	Mitchell R Washel	n.a.
01725	TPH-GRO N. CA soil C6-C12	SW-846 8015B modified	1	12232A34A	08/20/2012 22:01	Laura M Krieger	25.91
01150	GC - Bulk Soil Prep	SW-846 5035A Modified	1	201223128557	08/18/2012 17:06	Mitchell R Washel	n.a.

*=This limit was used in the evaluation of the final result

Sample Description: B-8-S-6-120817 Grab Soil
Facility# 91851 CRAW
451 Hegenberger-Oakland T0600102238 B-8

LLI Sample # SW 6759599
LLI Group # 1329796
Account # 10880

Project Name: 91851

Collected: 08/17/2012 10:15 by OY

ChevronTexaco

6001 Bollinger Canyon Rd L4310
 San Ramon CA 94583

Submitted: 08/18/2012 09:45

Reported: 08/29/2012 13:52

HO806

Laboratory Sample Analysis Record

CAT No.	Analysis Name	Method	Trial#	Batch#	Analysis Date and Time	Analyst	Dilution Factor
02222	TPH-DRO soil C10-C28 w/Si Gel	SW-846 8015B	1	122330008A	08/23/2012 04:56	Rebecca A Phillips	1
12159	TPH Fuels soils w/Si Gel	SW-846 8015B modified	1	122330009A	08/23/2012 02:43	Heather E Williams	1
11210	DRO by 8015 Microwave w/ SG	SW-846 3546	1	122330008A	08/20/2012 19:00	Sally L Appleyard	1
11218	TPH Fuels Soils Extraction	SW-846 3550B	1	122330009A	08/20/2012 19:00	Sally L Appleyard	1

Sample Description: B-8-S-9-120817 Grab Soil
Facility# 91851 CRAW
451 Hegenberger-Oakland T0600102238 B-8

LLI Sample # SW 6759600
LLI Group # 1329796
Account # 10880

Project Name: 91851

Collected: 08/17/2012 10:40 by OY

ChevronTexaco

6001 Bollinger Canyon Rd L4310
 San Ramon CA 94583

Submitted: 08/18/2012 09:45

Reported: 08/29/2012 13:52

HO809

CAT No.	Analysis Name	CAS Number	As Received Result	As Received Method Detection Limit*	As Received Limit of Quantitation	Dilution Factor
GC/MS Volatiles SW-846 8260B						
10237	Benzene	71-43-2	N.D.	0.0005	0.005	1.08
10237	Ethylbenzene	100-41-4	N.D.	0.001	0.005	1.08
10237	Methyl Tertiary Butyl Ether	1634-04-4	0.002	0.0005	0.005	1.08
10237	Toluene	108-88-3	N.D.	0.001	0.005	1.08
10237	Xylene (Total)	1330-20-7	N.D.	0.001	0.005	1.08
GC Volatiles SW-846 8015B modified						
01725	TPH-GRO N. CA soil C6-C12	n.a.	N.D.	1	1	24.34
GC Petroleum SW-846 8015B						
Hydrocarbons w/Si						
02222	TPH-DRO soil C10-C28 w/Si Gel	n.a.	N.D.	4.0	12	1
The reverse surrogate, capric acid, is present at <1%.						
GC Petroleum SW-846 8015B modified						
Hydrocarbons w/Si						
12159	Motor Oil C16-C36 w/Si Gel	n.a.	N.D.	10	30	1
12159	Total TPH w/Si Gel	n.a.	N.D.	10	30	1
TPH quantitation is based on peak area comparison of the sample pattern to that of a hydrocarbon component mix calibration in a range that includes C8 (n-octane) through C40 (n-tetracontane) normal hydrocarbons.						
The reverse surrogate, capric acid, is present at <1%.						

General Sample Comments

State of California Lab Certification No. 2501

All QC is compliant unless otherwise noted. Please refer to the Quality Control Summary for overall QC performance data and associated samples.

Laboratory Sample Analysis Record

CAT No.	Analysis Name	Method	Trial#	Batch#	Analysis Date and Time	Analyst	Dilution Factor
10237	BTEX/MTBE 8260 Soil	SW-846 8260B	1	B122341AA	08/21/2012 20:16	Emily R Styer	1.08
00374	GC/MS - Bulk Soil Prep	SW-846 5035A Modified	1	201223128557	08/18/2012 18:03	Mitchell R Washel	n.a.
00374	GC/MS - Bulk Soil Prep	SW-846 5035A Modified	2	201223128557	08/18/2012 18:03	Mitchell R Washel	n.a.
06646	GC/MS HL Bulk Sample Prep	SW-846 5035A Modified	1	201223128557	08/18/2012 17:11	Mitchell R Washel	n.a.
01725	TPH-GRO N. CA soil C6-C12	SW-846 8015B modified	1	12232A34A	08/20/2012 22:37	Laura M Krieger	24.34
01150	GC - Bulk Soil Prep	SW-846 5035A Modified	1	201223128557	08/18/2012 17:13	Mitchell R Washel	n.a.

*=This limit was used in the evaluation of the final result

Sample Description: B-8-S-9-120817 Grab Soil
Facility# 91851 CRAW
451 Hegenberger-Oakland T0600102238 B-8

LLI Sample # SW 6759600
LLI Group # 1329796
Account # 10880

Project Name: 91851

Collected: 08/17/2012 10:40 by OY

ChevronTexaco

6001 Bollinger Canyon Rd L4310
 San Ramon CA 94583

Submitted: 08/18/2012 09:45

Reported: 08/29/2012 13:52

HO809

Laboratory Sample Analysis Record

CAT No.	Analysis Name	Method	Trial#	Batch#	Analysis Date and Time	Analyst	Dilution Factor
02222	TPH-DRO soil C10-C28 w/Si Gel	SW-846 8015B	1	122330008A	08/23/2012 05:18	Rebecca A Phillips	1
12159	TPH Fuels soils w/Si Gel	SW-846 8015B modified	1	122330009A	08/23/2012 03:07	Heather E Williams	1
11210	DRO by 8015 Microwave w/ SG	SW-846 3546	1	122330008A	08/20/2012 19:00	Sally L Appleyard	1
11218	TPH Fuels Soils Extraction	SW-846 3550B	1	122330009A	08/20/2012 19:00	Sally L Appleyard	1

Sample Description: B-9-S-3-120817 Grab Soil
Facility# 91851 CRAW
 451 Hegenberger-Oakland T0600102238 B-9

LLI Sample # SW 6759601
LLI Group # 1329796
Account # 10880

Project Name: 91851

Collected: 08/17/2012 12:05 by OY

ChevronTexaco

6001 Bollinger Canyon Rd L4310
 San Ramon CA 94583

Submitted: 08/18/2012 09:45

Reported: 08/29/2012 13:52

HO903

CAT No.	Analysis Name	CAS Number	As Received Result	As Received Method Detection Limit*	As Received Limit of Quantitation	Dilution Factor
GC/MS Volatiles SW-846 8260B						
10237	Benzene	71-43-2	N.D.	0.0005	0.005	1.07
10237	Ethylbenzene	100-41-4	N.D.	0.001	0.005	1.07
10237	Methyl Tertiary Butyl Ether	1634-04-4	N.D.	0.0005	0.005	1.07
10237	Toluene	108-88-3	N.D.	0.001	0.005	1.07
10237	Xylene (Total)	1330-20-7	N.D.	0.001	0.005	1.07
GC Volatiles SW-846 8015B modified						
01725	TPH-GRO N. CA soil C6-C12	n.a.	N.D.	1	1	24.46
GC Petroleum SW-846 8015B						
Hydrocarbons w/Si						
02222	TPH-DRO soil C10-C28 w/Si Gel	n.a.	N.D.	4.0	12	1
The reverse surrogate, capric acid, is present at <1%.						
GC Petroleum SW-846 8015B modified						
Hydrocarbons w/Si						
12159	Motor Oil C16-C36 w/Si Gel	n.a.	N.D.	10	30	1
12159	Total TPH w/Si Gel	n.a.	N.D.	10	30	1
TPH quantitation is based on peak area comparison of the sample pattern to that of a hydrocarbon component mix calibration in a range that includes C8 (n-octane) through C40 (n-tetracontane) normal hydrocarbons.						
The reverse surrogate, capric acid, is present at <1%.						

General Sample Comments

State of California Lab Certification No. 2501

All QC is compliant unless otherwise noted. Please refer to the Quality Control Summary for overall QC performance data and associated samples.

Laboratory Sample Analysis Record

CAT No.	Analysis Name	Method	Trial#	Batch#	Analysis Date and Time	Analyst	Dilution Factor
10237	BTEX/MTBE 8260 Soil	SW-846 8260B	1	B122341AA	08/21/2012 15:02	Emily R Styer	1.07
00374	GC/MS - Bulk Soil Prep	SW-846 5035A Modified	1	201223128557	08/18/2012 18:03	Mitchell R Washel	n.a.
00374	GC/MS - Bulk Soil Prep	SW-846 5035A Modified	2	201223128557	08/18/2012 18:03	Mitchell R Washel	n.a.
06646	GC/MS HL Bulk Sample Prep	SW-846 5035A Modified	1	201223128557	08/18/2012 17:17	Mitchell R Washel	n.a.
01725	TPH-GRO N. CA soil C6-C12	SW-846 8015B modified	1	12232A34A	08/20/2012 23:13	Laura M Krieger	24.46
01150	GC - Bulk Soil Prep	SW-846 5035A Modified	1	201223128557	08/18/2012 17:18	Mitchell R Washel	n.a.

*=This limit was used in the evaluation of the final result

Sample Description: B-9-S-3-120817 Grab Soil
Facility# 91851 CRAW
451 Hegenberger-Oakland T0600102238 B-9

LLI Sample # SW 6759601
LLI Group # 1329796
Account # 10880

Project Name: 91851

Collected: 08/17/2012 12:05 by OY

ChevronTexaco

6001 Bollinger Canyon Rd L4310
 San Ramon CA 94583

Submitted: 08/18/2012 09:45

Reported: 08/29/2012 13:52

HO903

Laboratory Sample Analysis Record

CAT No.	Analysis Name	Method	Trial#	Batch#	Analysis Date and Time	Analyst	Dilution Factor
02222	TPH-DRO soil C10-C28 w/Si Gel	SW-846 8015B	1	122330008A	08/23/2012 05:39	Rebecca A Phillips	1
12159	TPH Fuels soils w/Si Gel	SW-846 8015B modified	1	122330009A	08/23/2012 03:32	Heather E Williams	1
11210	DRO by 8015 Microwave w/ SG	SW-846 3546	1	122330008A	08/20/2012 19:00	Sally L Appleyard	1
11218	TPH Fuels Soils Extraction	SW-846 3550B	1	122330009A	08/20/2012 19:00	Sally L Appleyard	1

Sample Description: B-9-S-6-120817 Grab Soil
Facility# 91851 CRAW
 451 Hegenberger-Oakland T0600102238 B-9

LLI Sample # SW 6759602
LLI Group # 1329796
Account # 10880

Project Name: 91851

Collected: 08/17/2012 12:25 by OY

ChevronTexaco

6001 Bollinger Canyon Rd L4310
 San Ramon CA 94583

Submitted: 08/18/2012 09:45

Reported: 08/29/2012 13:52

HO906

CAT No.	Analysis Name	CAS Number	As Received Result	As Received Method Detection Limit*	As Received Limit of Quantitation	Dilution Factor
GC/MS Volatiles SW-846 8260B						
10237	Benzene	71-43-2	N.D.	0.0005	0.005	1.01
10237	Ethylbenzene	100-41-4	N.D.	0.001	0.005	1.01
10237	Methyl Tertiary Butyl Ether	1634-04-4	0.001	0.0005	0.005	1.01
10237	Toluene	108-88-3	N.D.	0.001	0.005	1.01
10237	Xylene (Total)	1330-20-7	N.D.	0.001	0.005	1.01
GC Volatiles SW-846 8015B modified						
01725	TPH-GRO N. CA soil C6-C12	n.a.	N.D.	1	1	24.65
GC Petroleum SW-846 8015B						
Hydrocarbons w/Si						
02222	TPH-DRO soil C10-C28 w/Si Gel	n.a.	N.D.	4.0	12	1
The reverse surrogate, capric acid, is present at <1%.						
GC Petroleum SW-846 8015B modified						
Hydrocarbons w/Si						
12159	Motor Oil C16-C36 w/Si Gel	n.a.	N.D.	10	30	1
12159	Total TPH w/Si Gel	n.a.	N.D.	10	30	1
TPH quantitation is based on peak area comparison of the sample pattern to that of a hydrocarbon component mix calibration in a range that includes C8 (n-octane) through C40 (n-tetracontane) normal hydrocarbons.						
The reverse surrogate, capric acid, is present at <1%.						

General Sample Comments

State of California Lab Certification No. 2501

All QC is compliant unless otherwise noted. Please refer to the Quality Control Summary for overall QC performance data and associated samples.

Laboratory Sample Analysis Record

CAT No.	Analysis Name	Method	Trial#	Batch#	Analysis Date and Time	Analyst	Dilution Factor
10237	BTEX/MTBE 8260 Soil	SW-846 8260B	1	B122341AA	08/21/2012 15:24	Emily R Styer	1.01
00374	GC/MS - Bulk Soil Prep	SW-846 5035A Modified	1	201223128557	08/18/2012 18:03	Mitchell R Washel	n.a.
00374	GC/MS - Bulk Soil Prep	SW-846 5035A Modified	2	201223128557	08/18/2012 18:03	Mitchell R Washel	n.a.
06646	GC/MS HL Bulk Sample Prep	SW-846 5035A Modified	1	201223128557	08/18/2012 17:22	Mitchell R Washel	n.a.
01725	TPH-GRO N. CA soil C6-C12	SW-846 8015B modified	1	12232A34A	08/21/2012 00:24	Laura M Krieger	24.65
01150	GC - Bulk Soil Prep	SW-846 5035A Modified	1	201223128557	08/18/2012 17:23	Mitchell R Washel	n.a.

*=This limit was used in the evaluation of the final result

Sample Description: B-9-S-6-120817 Grab Soil
Facility# 91851 CRAW
451 Hegenberger-Oakland T0600102238 B-9

LLI Sample # SW 6759602
LLI Group # 1329796
Account # 10880

Project Name: 91851

Collected: 08/17/2012 12:25 by OY

ChevronTexaco

6001 Bollinger Canyon Rd L4310
 San Ramon CA 94583

Submitted: 08/18/2012 09:45

Reported: 08/29/2012 13:52

HO906

Laboratory Sample Analysis Record

CAT No.	Analysis Name	Method	Trial#	Batch#	Analysis Date and Time	Analyst	Dilution Factor
02222	TPH-DRO soil C10-C28 w/Si Gel	SW-846 8015B	1	122330008A	08/23/2012 06:00	Rebecca A Phillips	1
12159	TPH Fuels soils w/Si Gel	SW-846 8015B modified	1	122330009A	08/23/2012 03:56	Heather E Williams	1
11210	DRO by 8015 Microwave w/ SG	SW-846 3546	1	122330008A	08/20/2012 19:00	Sally L Appleyard	1
11218	TPH Fuels Soils Extraction	SW-846 3550B	1	122330009A	08/20/2012 19:00	Sally L Appleyard	1

Sample Description: B-9-S-9-120817 Grab Soil
Facility# 91851 CRAW
 451 Hegenberger-Oakland T0600102238 B-9

LLI Sample # SW 6759603
LLI Group # 1329796
Account # 10880

Project Name: 91851

Collected: 08/17/2012 12:57 by OY

ChevronTexaco

6001 Bollinger Canyon Rd L4310
 San Ramon CA 94583

Submitted: 08/18/2012 09:45

Reported: 08/29/2012 13:52

HO909

CAT No.	Analysis Name	CAS Number	As Received Result	As Received Method Detection Limit*	As Received Limit of Quantitation	Dilution Factor
GC/MS Volatiles SW-846 8260B						
10237	Benzene	71-43-2	N.D.	0.0005	0.005	1.05
10237	Ethylbenzene	100-41-4	N.D.	0.001	0.005	1.05
10237	Methyl Tertiary Butyl Ether	1634-04-4	0.003	0.0005	0.005	1.05
10237	Toluene	108-88-3	N.D.	0.001	0.005	1.05
10237	Xylene (Total)	1330-20-7	N.D.	0.001	0.005	1.05
GC Volatiles SW-846 8015B modified						
01725	TPH-GRO N. CA soil C6-C12	n.a.	N.D.	1.0	1.0	25.56
GC Petroleum SW-846 8015B						
Hydrocarbons w/Si						
02222	TPH-DRO soil C10-C28 w/Si Gel	n.a.	N.D.	4.0	12	1
The reverse surrogate, capric acid, is present at 1%.						
GC Petroleum SW-846 8015B modified						
Hydrocarbons w/Si						
12159	Motor Oil C16-C36 w/Si Gel	n.a.	N.D.	10	30	1
12159	Total TPH w/Si Gel	n.a.	N.D.	10	30	1
TPH quantitation is based on peak area comparison of the sample pattern to that of a hydrocarbon component mix calibration in a range that includes C8 (n-octane) through C40 (n-tetracontane) normal hydrocarbons.						
The reverse surrogate, capric acid, is present at <1%.						

General Sample Comments

State of California Lab Certification No. 2501

All QC is compliant unless otherwise noted. Please refer to the Quality Control Summary for overall QC performance data and associated samples.

Laboratory Sample Analysis Record

CAT No.	Analysis Name	Method	Trial#	Batch#	Analysis Date and Time	Analyst	Dilution Factor
10237	BTEX/MTBE 8260 Soil	SW-846 8260B	1	B122341AA	08/21/2012 20:38	Emily R Styer	1.05
00374	GC/MS - Bulk Soil Prep	SW-846 5035A Modified	1	201223128557	08/18/2012 18:03	Mitchell R Washel	n.a.
00374	GC/MS - Bulk Soil Prep	SW-846 5035A Modified	2	201223128557	08/18/2012 18:03	Mitchell R Washel	n.a.
06646	GC/MS HL Bulk Sample Prep	SW-846 5035A Modified	1	201223128557	08/18/2012 17:35	Mitchell R Washel	n.a.
01725	TPH-GRO N. CA soil C6-C12	SW-846 8015B modified	1	12232A34A	08/21/2012 01:00	Laura M Krieger	25.56
01150	GC - Bulk Soil Prep	SW-846 5035A Modified	1	201223128557	08/18/2012 17:36	Mitchell R Washel	n.a.

*=This limit was used in the evaluation of the final result

Sample Description: B-9-S-9-120817 Grab Soil
Facility# 91851 CRAW
451 Hegenberger-Oakland T0600102238 B-9

LLI Sample # SW 6759603
LLI Group # 1329796
Account # 10880

Project Name: 91851

Collected: 08/17/2012 12:57 by OY

ChevronTexaco

6001 Bollinger Canyon Rd L4310
 San Ramon CA 94583

Submitted: 08/18/2012 09:45

Reported: 08/29/2012 13:52

HO909

Laboratory Sample Analysis Record

CAT No.	Analysis Name	Method	Trial#	Batch#	Analysis Date and Time	Analyst	Dilution Factor
02222	TPH-DRO soil C10-C28 w/Si Gel	SW-846 8015B	1	122330008A	08/23/2012 06:22	Rebecca A Phillips	1
12159	TPH Fuels soils w/Si Gel	SW-846 8015B modified	1	122330009A	08/23/2012 04:20	Heather E Williams	1
11210	DRO by 8015 Microwave w/SG	SW-846 3546	1	122330008A	08/20/2012 19:00	Sally L Appleyard	1
11218	TPH Fuels Soils Extraction	SW-846 3550B	1	122330009A	08/20/2012 19:00	Sally L Appleyard	1

Sample Description: B-10-S-3-120817 Grab Soil
Facility# 91851 CRAW
451 Hegenberger-Oakland T0600102238 B-10

LLI Sample # SW 6759604
LLI Group # 1329796
Account # 10880

Project Name: 91851

Collected: 08/17/2012 12:10 by OY

ChevronTexaco

6001 Bollinger Canyon Rd L4310
 San Ramon CA 94583

Submitted: 08/18/2012 09:45

Reported: 08/29/2012 13:52

HO103

CAT No.	Analysis Name	CAS Number	As Received Result	As Received Method Detection Limit*	As Received Limit of Quantitation	Dilution Factor
GC/MS Volatiles SW-846 8260B						
10237	Benzene	71-43-2	N.D.	0.0005	0.005	0.98
10237	Ethylbenzene	100-41-4	N.D.	0.001	0.005	0.98
10237	Methyl Tertiary Butyl Ether	1634-04-4	N.D.	0.0005	0.005	0.98
10237	Toluene	108-88-3	N.D.	0.001	0.005	0.98
10237	Xylene (Total)	1330-20-7	N.D.	0.001	0.005	0.98
GC Volatiles SW-846 8015B modified						
01725	TPH-GRO N. CA soil C6-C12	n.a.	N.D.	1.0	1.0	25.3
GC Petroleum SW-846 8015B						
Hydrocarbons w/Si						
02222	TPH-DRO soil C10-C28 w/Si Gel	n.a.	5.4	4.0	12	1
The reverse surrogate, capric acid, is present at <1%.						
GC Petroleum SW-846 8015B modified						
Hydrocarbons w/Si						
12159	Motor Oil C16-C36 w/Si Gel	n.a.	N.D.	10	30	1
12159	Total TPH w/Si Gel	n.a.	N.D.	10	30	1
TPH quantitation is based on peak area comparison of the sample pattern to that of a hydrocarbon component mix calibration in a range that includes C8 (n-octane) through C40 (n-tetracontane) normal hydrocarbons.						
The reverse surrogate, capric acid, is present at <1%.						

General Sample Comments

State of California Lab Certification No. 2501

All QC is compliant unless otherwise noted. Please refer to the Quality Control Summary for overall QC performance data and associated samples.

Laboratory Sample Analysis Record

CAT No.	Analysis Name	Method	Trial#	Batch#	Analysis Date and Time	Analyst	Dilution Factor
10237	BTEX/MTBE 8260 Soil	SW-846 8260B	1	B122341AA	08/21/2012 16:10	Emily R Styer	0.98
00374	GC/MS - Bulk Soil Prep	SW-846 5035A Modified	1	201223128557	08/18/2012 18:03	Mitchell R Washel	n.a.
00374	GC/MS - Bulk Soil Prep	SW-846 5035A Modified	2	201223128557	08/18/2012 18:03	Mitchell R Washel	n.a.
06646	GC/MS HL Bulk Sample Prep	SW-846 5035A Modified	1	201223128557	08/18/2012 17:39	Mitchell R Washel	n.a.
01725	TPH-GRO N. CA soil C6-C12	SW-846 8015B modified	1	12232A34A	08/21/2012 01:36	Laura M Krieger	25.3
01150	GC - Bulk Soil Prep	SW-846 5035A Modified	1	201223128557	08/18/2012 17:40	Mitchell R Washel	n.a.

*=This limit was used in the evaluation of the final result

Sample Description: B-10-S-3-120817 Grab Soil
Facility# 91851 CRAW
 451 Hegenberger-Oakland T0600102238 B-10

LLI Sample # SW 6759604
LLI Group # 1329796
Account # 10880

Project Name: 91851

Collected: 08/17/2012 12:10 by OY

ChevronTexaco

6001 Bollinger Canyon Rd L4310
 San Ramon CA 94583

Submitted: 08/18/2012 09:45

Reported: 08/29/2012 13:52

HO103

Laboratory Sample Analysis Record

CAT No.	Analysis Name	Method	Trial#	Batch#	Analysis Date and Time	Analyst	Dilution Factor
02222	TPH-DRO soil C10-C28 w/Si Gel	SW-846 8015B	2	122330008A	08/23/2012 06:43	Christine E Dolman	1
12159	TPH Fuels soils w/Si Gel	SW-846 8015B modified	1	122330009A	08/23/2012 04:44	Heather E Williams	1
11210	DRO by 8015 Microwave w/ SG	SW-846 3546	1	122330008A	08/20/2012 19:00	Sally L Appleyard	1
11218	TPH Fuels Soils Extraction	SW-846 3550B	1	122330009A	08/20/2012 19:00	Sally L Appleyard	1

Sample Description: B-10-S-6-120817 Grab Soil
Facility# 91851 CRAW
 451 Hegenberger-Oakland T0600102238 B-10

LLI Sample # SW 6759605
LLI Group # 1329796
Account # 10880

Project Name: 91851

Collected: 08/17/2012 12:30 by OY

ChevronTexaco

6001 Bollinger Canyon Rd L4310
 San Ramon CA 94583

Submitted: 08/18/2012 09:45

Reported: 08/29/2012 13:52

HO106

CAT No.	Analysis Name	CAS Number	As Received Result	As Received Method Detection Limit*	As Received Limit of Quantitation	Dilution Factor
GC/MS Volatiles SW-846 8260B						
10237	Benzene	71-43-2	N.D.	0.0005	0.005	0.95
10237	Ethylbenzene	100-41-4	N.D.	0.0009	0.005	0.95
10237	Methyl Tertiary Butyl Ether	1634-04-4	0.003	0.0005	0.005	0.95
10237	Toluene	108-88-3	N.D.	0.0009	0.005	0.95
10237	Xylene (Total)	1330-20-7	0.003	0.0009	0.005	0.95
GC Volatiles SW-846 8015B modified						
01725	TPH-GRO N. CA soil C6-C12	n.a.	54	3.8	3.8	96.06
GC Petroleum Hydrocarbons w/Si SW-846 8015B						
02222	TPH-DRO soil C10-C28 w/Si Gel	n.a.	1,100	80	240	20
Due to the dilution of the sample extract, capric acid recovery can not be determined.						
GC Petroleum Hydrocarbons w/Si SW-846 8015B modified						
12159	Motor Oil C16-C36 w/Si Gel	n.a.	1,900	50	150	5
12159	Total TPH w/Si Gel	n.a.	1,900	50	150	5
TPH quantitation is based on peak area comparison of the sample pattern to that of a hydrocarbon component mix calibration in a range that includes C8 (n-octane) through C40 (n-tetracontane) normal hydrocarbons. Due to the dilution of the sample extract, capric acid recovery can not be determined.						

General Sample Comments

State of California Lab Certification No. 2501

All QC is compliant unless otherwise noted. Please refer to the Quality Control Summary for overall QC performance data and associated samples.

Laboratory Sample Analysis Record

CAT No.	Analysis Name	Method	Trial#	Batch#	Analysis Date and Time	Analyst	Dilution Factor
10237	BTEX/MTBE 8260 Soil	SW-846 8260B	1	B122341AA	08/21/2012 21:01	Emily R Styer	0.95
00374	GC/MS - Bulk Soil Prep	SW-846 5035A Modified	1	201223128557	08/18/2012 18:03	Mitchell R Washel	n.a.
00374	GC/MS - Bulk Soil Prep	SW-846 5035A Modified	2	201223128557	08/18/2012 18:03	Mitchell R Washel	n.a.
06646	GC/MS HL Bulk Sample Prep	SW-846 5035A Modified	1	201223128557	08/18/2012 17:43	Mitchell R Washel	n.a.
01725	TPH-GRO N. CA soil C6-C12	SW-846 8015B modified	1	12232A34A	08/21/2012 05:48	Laura M Krieger	96.06

*=This limit was used in the evaluation of the final result

Sample Description: B-10-S-6-120817 Grab Soil
 Facility# 91851 CRAW
 451 Hegenberger-Oakland T0600102238 B-10

LLI Sample # SW 6759605
 LLI Group # 1329796
 Account # 10880

Project Name: 91851

Collected: 08/17/2012 12:30 by OY

ChevronTexaco

6001 Bollinger Canyon Rd L4310
 San Ramon CA 94583

Submitted: 08/18/2012 09:45

Reported: 08/29/2012 13:52

HO106

Laboratory Sample Analysis Record

CAT No.	Analysis Name	Method	Trial#	Batch#	Analysis Date and Time	Analyst	Dilution Factor
01150	GC - Bulk Soil Prep	SW-846 5035A Modified	1	201223128557	08/18/2012 17:44	Mitchell R Washel	n.a.
02222	TPH-DRO soil C10-C28 w/Si Gel	SW-846 8015B	1	122330008A	08/23/2012 14:28	Glorines Suarez-Rivera	20
12159	TPH Fuels soils w/Si Gel	SW-846 8015B modified	1	122330009A	08/23/2012 15:55	Heather E Williams	5
11210	DRO by 8015 Microwave w/SG	SW-846 3546	1	122330008A	08/20/2012 19:00	Sally L Appleyard	1
11218	TPH Fuels Soils Extraction	SW-846 3550B	1	122330009A	08/20/2012 19:00	Sally L Appleyard	1

Sample Description: B-10-S-9-120817 Grab Soil
Facility# 91851 CRAW
451 Hegenberger-Oakland T0600102238 B-10

LLI Sample # SW 6759606
LLI Group # 1329796
Account # 10880

Project Name: 91851

Collected: 08/17/2012 13:05 by OY

ChevronTexaco

6001 Bollinger Canyon Rd L4310
 San Ramon CA 94583

Submitted: 08/18/2012 09:45

Reported: 08/29/2012 13:52

HO109

CAT No.	Analysis Name	CAS Number	As Received Result	As Received Method Detection Limit*	As Received Limit of Quantitation	Dilution Factor
GC/MS Volatiles SW-846 8260B						
10237	Benzene	71-43-2	0.003	0.0005	0.005	1.05
10237	Ethylbenzene	100-41-4	N.D.	0.001	0.005	1.05
10237	Methyl Tertiary Butyl Ether	1634-04-4	0.061	0.0005	0.005	1.05
10237	Toluene	108-88-3	N.D.	0.001	0.005	1.05
10237	Xylene (Total)	1330-20-7	N.D.	0.001	0.005	1.05
GC Volatiles SW-846 8015B modified						
01725	TPH-GRO N. CA soil C6-C12	n.a.	3.0	1	1	24.44
GC Petroleum SW-846 8015B						
Hydrocarbons w/Si						
02222	TPH-DRO soil C10-C28 w/Si Gel	n.a.	340	4.0	12	1
The reverse surrogate, capric acid, is present at 2.7%.						
GC Petroleum SW-846 8015B modified						
Hydrocarbons w/Si						
12159	Motor Oil C16-C36 w/Si Gel	n.a.	480	20	60	2
12159	Total TPH w/Si Gel	n.a.	480	20	60	2
TPH quantitation is based on peak area comparison of the sample pattern to that of a hydrocarbon component mix calibration in a range that includes C8 (n-octane) through C40 (n-tetracontane) normal hydrocarbons. Due to the dilution of the sample extract, capric acid recovery can not be determined.						

General Sample Comments

State of California Lab Certification No. 2501

All QC is compliant unless otherwise noted. Please refer to the Quality Control Summary for overall QC performance data and associated samples.

Laboratory Sample Analysis Record

CAT No.	Analysis Name	Method	Trial#	Batch#	Analysis Date and Time	Analyst	Dilution Factor
10237	BTEX/MTBE 8260 Soil	SW-846 8260B	1	B122341AA	08/21/2012 16:55	Emily R Styer	1.05
00374	GC/MS - Bulk Soil Prep	SW-846 5035A Modified	1	201223128557	08/18/2012 18:04	Mitchell R Washel	n.a.
00374	GC/MS - Bulk Soil Prep	SW-846 5035A Modified	2	201223128557	08/18/2012 18:04	Mitchell R Washel	n.a.
06646	GC/MS HL Bulk Sample Prep	SW-846 5035A Modified	1	201223128557	08/18/2012 17:51	Mitchell R Washel	n.a.
01725	TPH-GRO N. CA soil C6-C12	SW-846 8015B modified	1	12232A34A	08/21/2012 02:12	Laura M Krieger	24.44

*=This limit was used in the evaluation of the final result

Sample Description: B-10-S-9-120817 Grab Soil
 Facility# 91851 CRAW
 451 Hegenberger-Oakland T0600102238 B-10

LLI Sample # SW 6759606
 LLI Group # 1329796
 Account # 10880

Project Name: 91851

Collected: 08/17/2012 13:05 by OY

ChevronTexaco

6001 Bollinger Canyon Rd L4310
 San Ramon CA 94583

Submitted: 08/18/2012 09:45

Reported: 08/29/2012 13:52

HO109

Laboratory Sample Analysis Record

CAT No.	Analysis Name	Method	Trial#	Batch#	Analysis Date and Time	Analyst	Dilution Factor
01150	GC - Bulk Soil Prep	SW-846 5035A Modified	1	201223128557	08/18/2012 17:52	Mitchell R Washel	n.a.
02222	TPH-DRO soil C10-C28 w/Si Gel	SW-846 8015B	1	122330008A	08/23/2012 07:25	Rebecca A Phillips	1
12159	TPH Fuels soils w/Si Gel	SW-846 8015B modified	1	122330009A	08/23/2012 16:20	Heather E Williams	2
11210	DRO by 8015 Microwave w/SG	SW-846 3546	1	122330008A	08/20/2012 19:00	Sally L Appleyard	1
11218	TPH Fuels Soils Extraction	SW-846 3550B	1	122330009A	08/20/2012 19:00	Sally L Appleyard	1

Sample Description: B-17-S-3-120817 Grab Soil
Facility# 91851 CRAW
451 Hegenberger-Oakland T0600102238 B-17

LLI Sample # SW 6759607
LLI Group # 1329796
Account # 10880

Project Name: 91851

Collected: 08/17/2012 13:15 by OY

ChevronTexaco

6001 Bollinger Canyon Rd L4310
 San Ramon CA 94583

Submitted: 08/18/2012 09:45

Reported: 08/29/2012 13:52

HO173

CAT No.	Analysis Name	CAS Number	As Received Result	As Received Method Detection Limit*	As Received Limit of Quantitation	Dilution Factor
GC/MS Volatiles SW-846 8260B						
10237	Benzene	71-43-2	N.D.	0.0005	0.005	1
10237	Ethylbenzene	100-41-4	N.D.	0.001	0.005	1
10237	Methyl Tertiary Butyl Ether	1634-04-4	N.D.	0.0005	0.005	1
10237	Toluene	108-88-3	N.D.	0.001	0.005	1
10237	Xylene (Total)	1330-20-7	N.D.	0.001	0.005	1
GC Volatiles SW-846 8015B modified						
01725	TPH-GRO N. CA soil C6-C12	n.a.	N.D.	1	1	24.95
GC Petroleum SW-846 8015B						
Hydrocarbons w/Si						
02222	TPH-DRO soil C10-C28 w/Si Gel	n.a.	12	4.0	12	1
The reverse surrogate, capric acid, is present at <1%.						
GC Petroleum SW-846 8015B modified						
Hydrocarbons w/Si						
12159	Motor Oil C16-C36 w/Si Gel	n.a.	N.D.	10	30	1
12159	Total TPH w/Si Gel	n.a.	N.D.	10	30	1
TPH quantitation is based on peak area comparison of the sample pattern to that of a hydrocarbon component mix calibration in a range that includes C8 (n-octane) through C40 (n-tetracontane) normal hydrocarbons.						
The reverse surrogate, capric acid, is present at <1%.						

General Sample Comments

State of California Lab Certification No. 2501

All QC is compliant unless otherwise noted. Please refer to the Quality Control Summary for overall QC performance data and associated samples.

Laboratory Sample Analysis Record

CAT No.	Analysis Name	Method	Trial#	Batch#	Analysis Date and Time	Analyst	Dilution Factor
10237	BTEX/MTBE 8260 Soil	SW-846 8260B	1	B122341AA	08/21/2012 17:17	Emily R Styer	1
00374	GC/MS - Bulk Soil Prep	SW-846 5035A Modified	1	201223128557	08/18/2012 18:04	Mitchell R Washel	n.a.
00374	GC/MS - Bulk Soil Prep	SW-846 5035A Modified	2	201223128557	08/18/2012 18:04	Mitchell R Washel	n.a.
06646	GC/MS HL Bulk Sample Prep	SW-846 5035A Modified	1	201223128557	08/18/2012 17:56	Mitchell R Washel	n.a.
01725	TPH-GRO N. CA soil C6-C12	SW-846 8015B modified	1	12232A34A	08/21/2012 02:48	Laura M Krieger	24.95
01150	GC - Bulk Soil Prep	SW-846 5035A Modified	1	201223128557	08/18/2012 17:56	Mitchell R Washel	n.a.

*=This limit was used in the evaluation of the final result

Sample Description: B-17-S-3-120817 Grab Soil
 Facility# 91851 CRAW
 451 Hegenberger-Oakland T0600102238 B-17

LLI Sample # SW 6759607
 LLI Group # 1329796
 Account # 10880

Project Name: 91851

Collected: 08/17/2012 13:15 by OY

ChevronTexaco

6001 Bollinger Canyon Rd L4310
 San Ramon CA 94583

Submitted: 08/18/2012 09:45

Reported: 08/29/2012 13:52

HO173

Laboratory Sample Analysis Record

CAT No.	Analysis Name	Method	Trial#	Batch#	Analysis Date and Time	Analyst	Dilution Factor
02222	TPH-DRO soil C10-C28 w/Si Gel	SW-846 8015B	1	122330008A	08/23/2012 07:46	Rebecca A Phillips	1
12159	TPH Fuels soils w/Si Gel	SW-846 8015B modified	1	122330009A	08/23/2012 05:56	Heather E Williams	1
11210	DRO by 8015 Microwave w/ SG	SW-846 3546	1	122330008A	08/20/2012 19:00	Sally L Appleyard	1
11218	TPH Fuels Soils Extraction	SW-846 3550B	1	122330009A	08/20/2012 19:00	Sally L Appleyard	1

Sample Description: B-17-S-6-120817 Grab Soil
Facility# 91851 CRAW
451 Hegenberger-Oakland T0600102238 B-17

LLI Sample # SW 6759608
LLI Group # 1329796
Account # 10880

Project Name: 91851

Collected: 08/17/2012 13:40 by OY

ChevronTexaco

6001 Bollinger Canyon Rd L4310
 San Ramon CA 94583

Submitted: 08/18/2012 09:45

Reported: 08/29/2012 13:52

HO176

CAT No.	Analysis Name	CAS Number	As Received Result	As Received Method Detection Limit*	As Received Limit of Quantitation	Dilution Factor
GC/MS Volatiles SW-846 8260B						
10237	Benzene	71-43-2	N.D.	0.0005	0.005	0.92
10237	Ethylbenzene	100-41-4	N.D.	0.0009	0.005	0.92
10237	Methyl Tertiary Butyl Ether	1634-04-4	N.D.	0.0005	0.005	0.92
10237	Toluene	108-88-3	N.D.	0.0009	0.005	0.92
10237	Xylene (Total)	1330-20-7	N.D.	0.0009	0.005	0.92
GC Volatiles SW-846 8015B modified						
01725	TPH-GRO N. CA soil C6-C12	n.a.	N.D.	1	1	24.44
GC Petroleum SW-846 8015B						
Hydrocarbons w/Si						
02222	TPH-DRO soil C10-C28 w/Si Gel	n.a.	N.D.	4.0	12	1
The reverse surrogate, capric acid, is present at <1%.						
GC Petroleum SW-846 8015B modified						
Hydrocarbons w/Si						
12159	Motor Oil C16-C36 w/Si Gel	n.a.	N.D.	10	30	1
12159	Total TPH w/Si Gel	n.a.	N.D.	10	30	1
TPH quantitation is based on peak area comparison of the sample pattern to that of a hydrocarbon component mix calibration in a range that includes C8 (n-octane) through C40 (n-tetracontane) normal hydrocarbons.						
The reverse surrogate, capric acid, is present at <1%.						

General Sample Comments

State of California Lab Certification No. 2501

All QC is compliant unless otherwise noted. Please refer to the Quality Control Summary for overall QC performance data and associated samples.

Laboratory Sample Analysis Record

CAT No.	Analysis Name	Method	Trial#	Batch#	Analysis Date and Time	Analyst	Dilution Factor
10237	BTEX/MTBE 8260 Soil	SW-846 8260B	1	B122341AA	08/21/2012 21:23	Emily R Styer	0.92
00374	GC/MS - Bulk Soil Prep	SW-846 5035A Modified	1	201223128557	08/18/2012 18:04	Mitchell R Washel	n.a.
00374	GC/MS - Bulk Soil Prep	SW-846 5035A Modified	2	201223128557	08/18/2012 18:04	Mitchell R Washel	n.a.
06646	GC/MS HL Bulk Sample Prep	SW-846 5035A Modified	1	201223128557	08/18/2012 18:00	Mitchell R Washel	n.a.
01725	TPH-GRO N. CA soil C6-C12	SW-846 8015B modified	1	12232A34A	08/21/2012 03:24	Laura M Krieger	24.44
01150	GC - Bulk Soil Prep	SW-846 5035A Modified	1	201223128557	08/18/2012 18:01	Mitchell R Washel	n.a.

*=This limit was used in the evaluation of the final result

Sample Description: B-17-S-6-120817 Grab Soil
Facility# 91851 CRAW
451 Hegenberger-Oakland T0600102238 B-17

LLI Sample # SW 6759608
LLI Group # 1329796
Account # 10880

Project Name: 91851

Collected: 08/17/2012 13:40 by OY

ChevronTexaco

6001 Bollinger Canyon Rd L4310
 San Ramon CA 94583

Submitted: 08/18/2012 09:45

Reported: 08/29/2012 13:52

HO176

Laboratory Sample Analysis Record

CAT No.	Analysis Name	Method	Trial#	Batch#	Analysis Date and Time	Analyst	Dilution Factor
02222	TPH-DRO soil C10-C28 w/Si Gel	SW-846 8015B	1	122330008A	08/23/2012 08:07	Rebecca A Phillips	1
12159	TPH Fuels soils w/Si Gel	SW-846 8015B modified	1	122330009A	08/23/2012 06:21	Heather E Williams	1
11210	DRO by 8015 Microwave w/ SG	SW-846 3546	1	122330008A	08/20/2012 19:00	Sally L Appleyard	1
11218	TPH Fuels Soils Extraction	SW-846 3550B	1	122330009A	08/20/2012 19:00	Sally L Appleyard	1

Sample Description: B-22-S-3-120817 Grab Soil
Facility# 91851 CRAW
451 Hegenberger-Oakland T0600102238 B-22

LLI Sample # SW 6759609
LLI Group # 1329796
Account # 10880

Project Name: 91851

Collected: 08/17/2012 14:30 by OY

ChevronTexaco

6001 Bollinger Canyon Rd L4310
 San Ramon CA 94583

Submitted: 08/18/2012 09:45

Reported: 08/29/2012 13:52

HO223

CAT No.	Analysis Name	CAS Number	As Received Result	As Received Method Detection Limit*	As Received Limit of Quantitation	Dilution Factor
GC/MS Volatiles SW-846 8260B						
10237	Benzene	71-43-2	N.D.	0.0005	0.005	1.03
10237	Ethylbenzene	100-41-4	N.D.	0.001	0.005	1.03
10237	Methyl Tertiary Butyl Ether	1634-04-4	0.003	0.0005	0.005	1.03
10237	Toluene	108-88-3	N.D.	0.001	0.005	1.03
10237	Xylene (Total)	1330-20-7	N.D.	0.001	0.005	1.03
GC Volatiles SW-846 8015B modified						
01725	TPH-GRO N. CA soil C6-C12	n.a.	N.D.	1	1	24.7
GC Petroleum SW-846 8015B						
Hydrocarbons w/Si						
02222	TPH-DRO soil C10-C28 w/Si Gel	n.a.	N.D.	4.0	12	1
The reverse surrogate, capric acid, is present at <1%.						
GC Petroleum SW-846 8015B modified						
Hydrocarbons w/Si						
12159	Motor Oil C16-C36 w/Si Gel	n.a.	N.D.	10	30	1
12159	Total TPH w/Si Gel	n.a.	N.D.	10	30	1
TPH quantitation is based on peak area comparison of the sample pattern to that of a hydrocarbon component mix calibration in a range that includes C8 (n-octane) through C40 (n-tetracontane) normal hydrocarbons.						
The reverse surrogate, capric acid, is present at <1%.						

General Sample Comments

State of California Lab Certification No. 2501

All QC is compliant unless otherwise noted. Please refer to the Quality Control Summary for overall QC performance data and associated samples.

Laboratory Sample Analysis Record

CAT No.	Analysis Name	Method	Trial#	Batch#	Analysis Date and Time	Analyst	Dilution Factor
10237	BTEX/MTBE 8260 Soil	SW-846 8260B	1	B122341AA	08/21/2012 18:02	Emily R Styer	1.03
00374	GC/MS - Bulk Soil Prep	SW-846 5035A Modified	1	201223128557	08/18/2012 18:24	Mitchell R Washel	n.a.
00374	GC/MS - Bulk Soil Prep	SW-846 5035A Modified	2	201223128557	08/18/2012 18:24	Mitchell R Washel	n.a.
06646	GC/MS HL Bulk Sample Prep	SW-846 5035A Modified	1	201223128557	08/18/2012 18:09	Mitchell R Washel	n.a.
01725	TPH-GRO N. CA soil C6-C12	SW-846 8015B modified	1	12232A34A	08/20/2012 20:13	Laura M Krieger	24.7
01150	GC - Bulk Soil Prep	SW-846 5035A Modified	1	201223128557	08/18/2012 18:10	Mitchell R Washel	n.a.

*=This limit was used in the evaluation of the final result

Sample Description: B-22-S-3-120817 Grab Soil
Facility# 91851 CRAW
451 Hegenberger-Oakland T0600102238 B-22

LLI Sample # SW 6759609
LLI Group # 1329796
Account # 10880

Project Name: 91851

Collected: 08/17/2012 14:30 by OY

ChevronTexaco

6001 Bollinger Canyon Rd L4310
 San Ramon CA 94583

Submitted: 08/18/2012 09:45

Reported: 08/29/2012 13:52

HO223

Laboratory Sample Analysis Record

CAT No.	Analysis Name	Method	Trial#	Batch#	Analysis Date and Time	Analyst	Dilution Factor
02222	TPH-DRO soil C10-C28 w/Si Gel	SW-846 8015B	1	122330008A	08/23/2012 08:28	Rebecca A Phillips	1
12159	TPH Fuels soils w/Si Gel	SW-846 8015B modified	1	122330009A	08/23/2012 06:45	Heather E Williams	1
11210	DRO by 8015 Microwave w/ SG	SW-846 3546	1	122330008A	08/20/2012 19:00	Sally L Appleyard	1
11218	TPH Fuels Soils Extraction	SW-846 3550B	1	122330009A	08/20/2012 19:00	Sally L Appleyard	1

Sample Description: B-22-S-6-120817 Grab Soil
Facility# 91851 CRAW
451 Hegenberger-Oakland T0600102238 B-22

LLI Sample # SW 6759610
LLI Group # 1329796
Account # 10880

Project Name: 91851

Collected: 08/17/2012 14:55 by OY

ChevronTexaco

6001 Bollinger Canyon Rd L4310
 San Ramon CA 94583

Submitted: 08/18/2012 09:45

Reported: 08/29/2012 13:52

HO226

CAT No.	Analysis Name	CAS Number	As Received Result	As Received Method Detection Limit*	As Received Limit of Quantitation	Dilution Factor
GC/MS Volatiles SW-846 8260B						
10237	Benzene	71-43-2	N.D.	0.0005	0.005	1.02
10237	Ethylbenzene	100-41-4	N.D.	0.001	0.005	1.02
10237	Methyl Tertiary Butyl Ether	1634-04-4	0.001	0.0005	0.005	1.02
10237	Toluene	108-88-3	N.D.	0.001	0.005	1.02
10237	Xylene (Total)	1330-20-7	N.D.	0.001	0.005	1.02
GC Volatiles SW-846 8015B modified						
01725	TPH-GRO N. CA soil C6-C12	n.a.	N.D.	1	1	24.15
GC Petroleum SW-846 8015B						
Hydrocarbons w/Si						
02222	TPH-DRO soil C10-C28 w/Si Gel	n.a.	17	4.0	12	1
The reverse surrogate, capric acid, is present at <1%.						
GC Petroleum SW-846 8015B modified						
Hydrocarbons w/Si						
12159	Motor Oil C16-C36 w/Si Gel	n.a.	52	10	30	1
12159	Total TPH w/Si Gel	n.a.	52	10	30	1
TPH quantitation is based on peak area comparison of the sample pattern to that of a hydrocarbon component mix calibration in a range that includes C8 (n-octane) through C40 (n-tetracontane) normal hydrocarbons.						
The reverse surrogate, capric acid, is present at <1%.						

General Sample Comments

State of California Lab Certification No. 2501

All QC is compliant unless otherwise noted. Please refer to the Quality Control Summary for overall QC performance data and associated samples.

Laboratory Sample Analysis Record

CAT No.	Analysis Name	Method	Trial#	Batch#	Analysis Date and Time	Analyst	Dilution Factor
10237	BTEX/MTBE 8260 Soil	SW-846 8260B	1	B122341AA	08/21/2012 18:25	Emily R Styer	1.02
00374	GC/MS - Bulk Soil Prep	SW-846 5035A Modified	1	201223128557	08/18/2012 18:24	Mitchell R Washel	n.a.
00374	GC/MS - Bulk Soil Prep	SW-846 5035A Modified	2	201223128557	08/18/2012 18:24	Mitchell R Washel	n.a.
06646	GC/MS HL Bulk Sample Prep	SW-846 5035A Modified	1	201223128557	08/18/2012 18:15	Mitchell R Washel	n.a.
01725	TPH-GRO N. CA soil C6-C12	SW-846 8015B modified	1	12232A34A	08/21/2012 04:00	Laura M Krieger	24.15
01150	GC - Bulk Soil Prep	SW-846 5035A Modified	1	201223128557	08/18/2012 18:16	Mitchell R Washel	n.a.

*=This limit was used in the evaluation of the final result

Sample Description: B-22-S-6-120817 Grab Soil
Facility# 91851 CRAW
 451 Hegenberger-Oakland T0600102238 B-22

LLI Sample # SW 6759610
LLI Group # 1329796
Account # 10880

Project Name: 91851

Collected: 08/17/2012 14:55 by OY

ChevronTexaco

6001 Bollinger Canyon Rd L4310
 San Ramon CA 94583

Submitted: 08/18/2012 09:45

Reported: 08/29/2012 13:52

HO226

Laboratory Sample Analysis Record

CAT No.	Analysis Name	Method	Trial#	Batch#	Analysis Date and Time	Analyst	Dilution Factor
02222	TPH-DRO soil C10-C28 w/Si Gel	SW-846 8015B	1	122330008A	08/23/2012 08:55	Rebecca A Phillips	1
12159	TPH Fuels soils w/Si Gel	SW-846 8015B modified	1	122330009A	08/23/2012 07:09	Heather E Williams	1
11210	DRO by 8015 Microwave w/ SG	SW-846 3546	1	122330008A	08/20/2012 19:00	Sally L Appleyard	1
11218	TPH Fuels Soils Extraction	SW-846 3550B	1	122330009A	08/20/2012 19:00	Sally L Appleyard	1

Sample Description: B-22-S-9-120817 Grab Soil
Facility# 91851 CRAW
451 Hegenberger-Oakland T0600102238 B-22

LLI Sample # SW 6759611
LLI Group # 1329796
Account # 10880

Project Name: 91851

Collected: 08/17/2012 15:20 by OY

ChevronTexaco

6001 Bollinger Canyon Rd L4310
 San Ramon CA 94583

Submitted: 08/18/2012 09:45

Reported: 08/29/2012 13:52

HO229

CAT No.	Analysis Name	CAS Number	As Received Result	As Received Method Detection Limit*	As Received Limit of Quantitation	Dilution Factor
GC/MS Volatiles SW-846 8260B						
10237	Benzene	71-43-2	N.D.	0.0005	0.005	1
10237	Ethylbenzene	100-41-4	N.D.	0.001	0.005	1
10237	Methyl Tertiary Butyl Ether	1634-04-4	0.032	0.0005	0.005	1
10237	Toluene	108-88-3	N.D.	0.001	0.005	1
10237	Xylene (Total)	1330-20-7	N.D.	0.001	0.005	1
GC Volatiles SW-846 8015B modified						
01725	TPH-GRO N. CA soil C6-C12	n.a.	N.D.	1	1	24.11
GC Petroleum SW-846 8015B						
Hydrocarbons w/Si						
02222	TPH-DRO soil C10-C28 w/Si Gel	n.a.	N.D.	4.0	12	1
The reverse surrogate, capric acid, is present at <1%.						
GC Petroleum SW-846 8015B modified						
Hydrocarbons w/Si						
12159	Motor Oil C16-C36 w/Si Gel	n.a.	N.D.	10	30	1
12159	Total TPH w/Si Gel	n.a.	N.D.	10	30	1
TPH quantitation is based on peak area comparison of the sample pattern to that of a hydrocarbon component mix calibration in a range that includes C8 (n-octane) through C40 (n-tetracontane) normal hydrocarbons.						
The reverse surrogate, capric acid, is present at <1%.						

General Sample Comments

State of California Lab Certification No. 2501

All QC is compliant unless otherwise noted. Please refer to the Quality Control Summary for overall QC performance data and associated samples.

Laboratory Sample Analysis Record

CAT No.	Analysis Name	Method	Trial#	Batch#	Analysis Date and Time	Analyst	Dilution Factor
10237	BTEX/MTBE 8260 Soil	SW-846 8260B	1	B122341AA	08/21/2012 18:47	Emily R Styer	1
00374	GC/MS - Bulk Soil Prep	SW-846 5035A Modified	1	201223128557	08/18/2012 18:24	Mitchell R Washel	n.a.
00374	GC/MS - Bulk Soil Prep	SW-846 5035A Modified	2	201223128557	08/18/2012 18:24	Mitchell R Washel	n.a.
06646	GC/MS HL Bulk Sample Prep	SW-846 5035A Modified	1	201223128557	08/18/2012 18:21	Mitchell R Washel	n.a.
01725	TPH-GRO N. CA soil C6-C12	SW-846 8015B modified	1	12232A34A	08/20/2012 20:49	Laura M Krieger	24.11
01150	GC - Bulk Soil Prep	SW-846 5035A Modified	1	201223128557	08/18/2012 18:22	Mitchell R Washel	n.a.

*=This limit was used in the evaluation of the final result

Sample Description: B-22-S-9-120817 Grab Soil
Facility# 91851 CRAW
451 Hegenberger-Oakland T0600102238 B-22

LLI Sample # SW 6759611
LLI Group # 1329796
Account # 10880

Project Name: 91851

Collected: 08/17/2012 15:20 by OY

ChevronTexaco

6001 Bollinger Canyon Rd L4310
 San Ramon CA 94583

Submitted: 08/18/2012 09:45

Reported: 08/29/2012 13:52

HO229

Laboratory Sample Analysis Record

CAT No.	Analysis Name	Method	Trial#	Batch#	Analysis Date and Time	Analyst	Dilution Factor
02222	TPH-DRO soil C10-C28 w/Si Gel	SW-846 8015B	1	122330008A	08/23/2012 09:16	Rebecca A Phillips	1
12159	TPH Fuels soils w/Si Gel	SW-846 8015B modified	1	122330009A	08/23/2012 07:33	Heather E Williams	1
11210	DRO by 8015 Microwave w/ SG	SW-846 3546	1	122330008A	08/20/2012 19:00	Sally L Appleyard	1
11218	TPH Fuels Soils Extraction	SW-846 3550B	1	122330009A	08/20/2012 19:00	Sally L Appleyard	1

Quality Control Summary

Client Name: ChevronTexaco
Reported: 08/29/12 at 01:52 PM

Group Number: 1329796

Matrix QC may not be reported if insufficient sample or site-specific QC samples were not submitted. In these situations, to demonstrate precision and accuracy at a batch level, a LCS/LCSD was performed, unless otherwise specified in the method.

All Inorganic Initial Calibration and Continuing Calibration Blanks met acceptable method criteria unless otherwise noted on the Analysis Report.

Laboratory Compliance Quality Control

<u>Analysis Name</u>	<u>Blank Result</u>	<u>Blank MDL**</u>	<u>Blank LOQ</u>	<u>Report Units</u>	<u>LCS %REC</u>	<u>LCSD %REC</u>	<u>LCS/LCSD Limits</u>	<u>RPD</u>	<u>RPD Max</u>
Batch number: B122331AA	Sample number(s): 6759573-6759588, 6759591-6759594								
Benzene	N.D.	0.0005	0.005	mg/kg	104	108	80-120	3	30
Ethylbenzene	N.D.	0.001	0.005	mg/kg	99	103	80-120	4	30
Methyl Tertiary Butyl Ether	N.D.	0.0005	0.005	mg/kg	108	113	74-121	5	30
Toluene	N.D.	0.001	0.005	mg/kg	100	104	80-120	4	30
Xylene (Total)	N.D.	0.001	0.005	mg/kg	101	105	80-120	4	30
Batch number: B122341AA	Sample number(s): 6759595-6759611								
Benzene	N.D.	0.0005	0.005	mg/kg	110	110	80-120	0	30
Ethylbenzene	N.D.	0.001	0.005	mg/kg	107	105	80-120	1	30
Methyl Tertiary Butyl Ether	N.D.	0.0005	0.005	mg/kg	103	108	74-121	4	30
Toluene	N.D.	0.001	0.005	mg/kg	107	105	80-120	2	30
Xylene (Total)	N.D.	0.001	0.005	mg/kg	108	107	80-120	1	30
Batch number: Q122341AA	Sample number(s): 6759581, 6759588								
Benzene	N.D.	0.025	0.25	mg/kg	103	105	80-120	2	30
Methyl Tertiary Butyl Ether	N.D.	0.025	0.25	mg/kg	99	102	74-121	3	30
Xylene (Total)	N.D.	0.050	0.25	mg/kg	97	98	80-120	1	30
Batch number: R122331AA	Sample number(s): 6759589-6759590								
Benzene	N.D.	0.025	0.25	mg/kg	95	101	80-120	6	30
Ethylbenzene	N.D.	0.050	0.25	mg/kg	94	98	80-120	5	30
Methyl Tertiary Butyl Ether	N.D.	0.025	0.25	mg/kg	104	108	74-121	4	30
Toluene	N.D.	0.050	0.25	mg/kg	94	100	80-120	6	30
Xylene (Total)	N.D.	0.050	0.25	mg/kg	95	98	80-120	4	30
Batch number: 12232A16A	Sample number(s): 6759573-6759592								
TPH-GRO N. CA soil C6-C12	N.D.	1.0	1.0	mg/kg	108	109	67-119	0	30
Batch number: 12232A34A	Sample number(s): 6759593-6759611								
TPH-GRO N. CA soil C6-C12	N.D.	1.0	1.0	mg/kg	74	79	67-119	6	30
Batch number: 122330003A	Sample number(s): 6759573-6759592								
TPH-DRO soil C10-C28 w/Si Gel	N.D.	4.0	12	mg/kg	82		50-143		
Batch number: 122330004A	Sample number(s): 6759573-6759589, 6759591-6759592								
Motor Oil C16-C36 w/Si Gel	N.D.	10.	30	mg/kg					
Total TPH w/Si Gel	N.D.	10.	30	mg/kg	78		64-122		
Batch number: 122330008A	Sample number(s): 6759593-6759597, 6759599-6759611								
TPH-DRO soil C10-C28 w/Si Gel	N.D.	4.0	12	mg/kg	90		50-143		
Batch number: 122330009A	Sample number(s): 6759593, 6759595-6759597, 6759599-6759611								
Motor Oil C16-C36 w/Si Gel	N.D.	10.	30	mg/kg					
Total TPH w/Si Gel	N.D.	10.	30	mg/kg	93		64-122		

*- Outside of specification

** - This limit was used in the evaluation of the final result for the blank

- (1) The result for one or both determinations was less than five times the LOQ.
- (2) The unspiked result was more than four times the spike added.

Quality Control Summary

Client Name: ChevronTexaco

Group Number: 1329796

Reported: 08/29/12 at 01:52 PM

<u>Analysis Name</u>	<u>Blank Result</u>	<u>Blank MDL**</u>	<u>Blank LOQ</u>	<u>Report Units</u>	<u>LCS %REC</u>	<u>LCS D %REC</u>	<u>LCS/LCS D Limits</u>	<u>RPD</u>	<u>RPD Max</u>
Batch number: 122340024A TPH-DRO soil C10-C28 w/Si Gel	N.D.	4.0	12	mg/kg	68		50-143		
Batch number: 122340025A Motor Oil C16-C36 w/Si Gel Total TPH w/Si Gel	N.D.	10.	30	mg/kg	74		64-122		
Batch number: 122360015A Motor Oil C16-C36 w/Si Gel Total TPH w/Si Gel	N.D.	10.	30	mg/kg	91		64-122		
Batch number: 122370023A Motor Oil C16-C36 w/Si Gel Total TPH w/Si Gel	N.D.	10.	30	mg/kg	90		64-122		

Sample Matrix Quality Control

Unspiked (UNSPK) = the sample used in conjunction with the matrix spike
Background (BKG) = the sample used in conjunction with the duplicate

<u>Analysis Name</u>	<u>MS %REC</u>	<u>MSD %REC</u>	<u>MS/MSD Limits</u>	<u>RPD</u>	<u>RPD MAX</u>	<u>BKG Conc</u>	<u>DUP Conc</u>	<u>DUP RPD</u>	<u>Dup RPD Max</u>
Batch number: Q122341AA Benzene Methyl Tertiary Butyl Ether Xylene (Total)	117	121	55-143	6	30				
Batch number: R122331AA Benzene Ethylbenzene Methyl Tertiary Butyl Ether Toluene Xylene (Total)	288*	657*	55-143	93*	30				
Batch number: 122330003A TPH-DRO soil C10-C28 w/Si Gel	68		30-159	18	12			34* (1)	20
Batch number: 122330004A Motor Oil C16-C36 w/Si Gel Total TPH w/Si Gel	36		10-168	50	35			36* (1)	20
Batch number: 122330008A TPH-DRO soil C10-C28 w/Si Gel	68		30-159	6.4	6.6			3 (1)	20
Batch number: 122330009A Motor Oil C16-C36 w/Si Gel Total TPH w/Si Gel	74		10-168	N.D.	N.D.			0 (1)	20
Batch number: 122340024A TPH-DRO soil C10-C28 w/Si Gel	40		30-159	14	14			2 (1)	20
Batch number: 122340025A Motor Oil C16-C36 w/Si Gel	52			57				8 (1)	20

*- Outside of specification

** - This limit was used in the evaluation of the final result for the blank

- (1) The result for one or both determinations was less than five times the LOQ.
- (2) The unspiked result was more than four times the spike added.

Quality Control Summary

Client Name: ChevronTexaco
Reported: 08/29/12 at 01:52 PM

Group Number: 1329796

Sample Matrix Quality Control

Unspiked (UNSPK) = the sample used in conjunction with the matrix spike
Background (BKG) = the sample used in conjunction with the duplicate

<u>Analysis Name</u>	<u>MS</u> <u>%REC</u>	<u>MSD</u> <u>%REC</u>	<u>MS/MSD</u> <u>Limits</u>	<u>RPD</u> <u>MAX</u>	<u>BKG</u> <u>Conc</u>	<u>DUP</u> <u>Conc</u>	<u>DUP</u> <u>RPD</u>	<u>Dup</u> <u>RPD</u> <u>Max</u>
Total TPH w/Si Gel	13		10-168		52	57	8 (1)	20
Batch number: 122360015A	Sample number(s): 6759590 UNSPK: 6759590 BKG: 6759590							
Motor Oil C16-C36 w/Si Gel					N.D.	18	200* (1)	20
Total TPH w/Si Gel	81		10-168		N.D.	18	200* (1)	20
Batch number: 122370023A	Sample number(s): 6759594 UNSPK: 6759594 BKG: 6759594							
Motor Oil C16-C36 w/Si Gel					N.D.	N.D.	0 (1)	20
Total TPH w/Si Gel	0*		10-168		N.D.	N.D.	0 (1)	20

Surrogate Quality Control

Surrogate recoveries which are outside of the QC window are confirmed unless attributed to dilution or otherwise noted on the Analysis Report.

Analysis Name: 8260 Ext. Soil Master w/GRO

Batch number: B122331AA

	Dibromofluoromethane	1,2-Dichloroethane-d4	Toluene-d8	4-Bromofluorobenzene
6759573	104	105	101	87
6759574	98	97	101	93
6759575	101	95	114	70
6759576	104	101	101	87
6759577	102	97	99	93
6759578	107	104	120	64
6759579	103	99	99	89
6759580	98	104	98	103
6759581	99	95	109	88
6759582	99	96	100	87
6759583	97	96	102	99
6759584	98	95	113	79
6759585	103	101	98	90
6759586	100	94	103	80
6759587	102	97	99	85
6759588	100	96	99	97
6759591	102	100	99	88
6759592	101	97	102	107
6759593	97	95	103	95
6759594	97	96	108	86
Blank	103	101	99	93
LCS	103	104	101	99
LCSD	102	104	100	101
Limits:	50-141	54-135	52-141	50-131

Analysis Name: 8260 Ext. Soil Master w/GRO

Batch number: B122341AA

	Dibromofluoromethane	1,2-Dichloroethane-d4	Toluene-d8	4-Bromofluorobenzene
6759595	101	100	102	86

*- Outside of specification

** - This limit was used in the evaluation of the final result for the blank

- (1) The result for one or both determinations was less than five times the LOQ.
- (2) The unspiked result was more than four times the spike added.

Quality Control Summary

Client Name: ChevronTexaco
Reported: 08/29/12 at 01:52 PM

Group Number: 1329796

Surrogate Quality Control

6759596	99	93	104	83
6759597	100	97	102	87
6759598	102	100	100	87
6759599	102	99	100	88
6759600	109	103	118	64
6759601	103	101	100	89
6759602	104	101	101	87
6759603	111	109	116	64
6759604	105	103	97	88
6759605	103	100	102	92
6759606	103	99	109	95
6759607	103	99	97	89
6759608	99	97	98	93
6759609	104	99	97	87
6759610	106	101	97	89
6759611	104	99	106	74
Blank	100	102	97	94
LCS	100	101	101	101
LCSD	100	101	100	100

Limits: 50-141 54-135 52-141 50-131

Analysis Name: 8260 Ext. Soil Master w/GRO
Batch number: Q122341AA

	Dibromofluoromethane	1,2-Dichloroethane-d4	Toluene-d8	4-Bromofluorobenzene
Blank	91	94	90	81
LCS	104	109	105	94
LCSD	106	112	106	96
MS	83	87	80	66
MSD	79	82	74	65

Limits: 50-141 54-135 52-141 50-131

Analysis Name: 8260 Ext. Soil Master w/GRO
Batch number: R122331AA

	Dibromofluoromethane	1,2-Dichloroethane-d4	Toluene-d8	4-Bromofluorobenzene
6759589	76	77	77	86
6759590	67	66	68	71
Blank	82	81	80	80
LCS	89	90	88	92
LCSD	94	92	92	95
MS	68	68	60	64
MSD	70	70	67	74

Limits: 50-141 54-135 52-141 50-131

Analysis Name: TPH-GRO N. CA soil C6-C12
Batch number: 12232A16A
Trifluorotoluene-F

6759573	74
6759574	72
6759575	59*
6759576	71
6759577	69

*- Outside of specification

** - This limit was used in the evaluation of the final result for the blank

- (1) The result for one or both determinations was less than five times the LOQ.
- (2) The unspiked result was more than four times the spike added.

Quality Control Summary

Client Name: ChevronTexaco
Reported: 08/29/12 at 01:52 PM

Group Number: 1329796

Surrogate Quality Control

6759578	70
6759579	74
6759580	88
6759581	73
6759582	74
6759583	82
6759584	56*
6759585	77
6759586	76
6759587	75
6759588	77
6759589	94
6759590	78
6759591	75
6759592	81
Blank	83
LCS	83
LCSD	86

Limits: 61-122

Analysis Name: TPH-GRO N. CA soil C6-C12
Batch number: 12232A34A
Trifluorotoluene-F

6759593	74
6759594	68
6759595	61
6759596	69
6759597	65
6759598	63
6759599	65
6759600	62
6759601	62
6759602	61
6759603	58*
6759604	64
6759605	84
6759606	67
6759607	64
6759608	71
6759609	69
6759610	69
6759611	70
Blank	73
LCS	68
LCSD	71

Limits: 61-122

Analysis Name: TPH-DRO soil C10-C28 w/Si Gel
Batch number: 122330003A
Orthoterphenyl

6759573	87
6759574	91
6759575	66
6759576	73

*- Outside of specification

** - This limit was used in the evaluation of the final result for the blank

- (1) The result for one or both determinations was less than five times the LOQ.
- (2) The unspiked result was more than four times the spike added.

Quality Control Summary

Client Name: ChevronTexaco
Reported: 08/29/12 at 01:52 PM

Group Number: 1329796

Surrogate Quality Control

6759577	93
6759578	80
6759579	85
6759580	84
6759581	87
6759582	89
6759583	95
6759584	67
6759585	76
6759586	87
6759587	68
6759588	72
6759589	86
6759590	67
6759591	77
6759592	70
Blank	101
DUP	81
LCS	93
MS	95

Limits: 50-143

Analysis Name: TPH Fuels soils w/Si Gel
Batch number: 122330004A

	Chlorobenzene	Orthoterphenyl
6759573	78	87
6759574	84	95
6759575	53	68
6759576	77	73
6759577	76	92
6759578	70	74
6759579	76	84
6759580	87	86
6759581	74	92
6759582	81	89
6759583	77	89
6759584	73	69
6759585	66	73
6759586	69	89
6759587	60	70
6759588	70	74
6759589	65	84
6759591	74	78
6759592	65	71
Blank	79	88
DUP	78	82
LCS	97	92
MS	94	85

Limits: 49-125 59-129

Analysis Name: TPH-DRO soil C10-C28 w/Si Gel

Batch number: 122330008A
Orthoterphenyl

6759593	89
---------	----

*- Outside of specification

** - This limit was used in the evaluation of the final result for the blank

- (1) The result for one or both determinations was less than five times the LOQ.
- (2) The unspiked result was more than four times the spike added.

Quality Control Summary

Client Name: ChevronTexaco
Reported: 08/29/12 at 01:52 PM

Group Number: 1329796

Surrogate Quality Control

6759594	58
6759595	83
6759596	83
6759597	70
6759599	76
6759600	87
6759601	87
6759602	81
6759603	89
6759604	84
6759605	79
6759606	95
6759607	73
6759608	96
6759609	82
6759610	87
6759611	84
Blank	99
DUP	83
LCS	101
MS	80

Limits: 50-143

Analysis Name: TPH Fuels soils w/Si Gel
Batch number: 122330009A

	Chlorobenzene	Orthoterphenyl
6759593	70	74
6759595	74	71
6759596	83	88
6759597	78	60
6759599	73	66
6759600	78	74
6759601	76	74
6759602	81	75
6759603	79	74
6759604	76	71
6759605	88	61
6759606	78	59
6759607	78	63
6759608	97	101
6759609	85	82
6759610	86	85
6759611	88	90
Blank	94	102
DUP	75	71
LCS	111	98
MS	86	77

Limits: 49-125 59-129

Analysis Name: TPH-DRO soil C10-C28 w/Si Gel
Batch number: 122340024A
Orthoterphenyl

6759598	82
Blank	94

*- Outside of specification

** - This limit was used in the evaluation of the final result for the blank

- (1) The result for one or both determinations was less than five times the LOQ.
- (2) The unspiked result was more than four times the spike added.

Quality Control Summary

Client Name: ChevronTexaco
Reported: 08/29/12 at 01:52 PM

Group Number: 1329796

Surrogate Quality Control

DUP 84
LCS 91
MS 53

Limits: 50-143

Analysis Name: TPH Fuels soils w/Si Gel

Batch number: 122340025A

	Chlorobenzene	Orthoterphenyl
6759598	82	77
Blank	85	94
DUP	94	84
LCS	90	94
MS	78	68

Limits: 49-125 59-129

Analysis Name: TPH Fuels soils w/Si Gel

Batch number: 122360015A

	Chlorobenzene	Orthoterphenyl
6759590	75	94
Blank	82	105
DUP	65	87
LCS	98	101
MS	92	94

Limits: 49-125 59-129

Analysis Name: TPH Fuels soils w/Si Gel

Batch number: 122370023A

	Chlorobenzene	Orthoterphenyl
6759594	75	65
Blank	84	91
DUP	41*	38*
LCS	98	93
MS	109	79

Limits: 49-125 59-129

*- Outside of specification

** - This limit was used in the evaluation of the final result for the blank

- (1) The result for one or both determinations was less than five times the LOQ.
- (2) The unspiked result was more than four times the spike added.

Chevron California Region Analysis Request/Chain of Custody



081712-01 ^{1 of 2}

Acct. #: 10880 For Lancaster Laboratories use only
 Sample #: 6759573-611 SCR#: 253412

GLOBAL ID: T0600102238

G# 1329796

Facility #: CHEVRON 91851
 Site Address: 451 HEGENBERGER ROAD, OAKLAND, CA
 Chevron PM: CATALINA ESPINO DEVINE Lead Consultant: CRA
 Consultant/Office: EMERYVILLE, CA
 Consultant Prj. Mgr.: NATHAN LEE
 Consultant Phone #: (510) 420-0700 Fax #: (510) 420-9170
 Sampler: _____
 Service Order #: _____ Non SAR:

Analyses Requested										
Preservation Codes										
<input type="checkbox"/>	<input type="checkbox"/>	<input type="checkbox"/>	<input type="checkbox"/>	<input type="checkbox"/>	<input type="checkbox"/>	<input type="checkbox"/>	<input type="checkbox"/>	<input type="checkbox"/>	<input type="checkbox"/>	
<input checked="" type="checkbox"/>	<input checked="" type="checkbox"/>	<input checked="" type="checkbox"/>	<input checked="" type="checkbox"/>	<input checked="" type="checkbox"/>	<input checked="" type="checkbox"/>	<input type="checkbox"/>	<input type="checkbox"/>	<input checked="" type="checkbox"/>	<input checked="" type="checkbox"/>	
BTEX + MTBE	8260	8021	TPH 8015 MOD	GRO	TPH 8015 MOD DRO	Silica Gel Cleanup	8260 full scan	Oxygenates	Lead 7420	7421
LAPTOP OIL SILICA GEL CLEANUP										

Preservative Codes
 H = HCl T = Thiosulfate
 N = HNO₃ B = NaOH
 S = H₂SO₄ O = Other

J value reporting needed
 Must meet lowest detection limits possible for 8260 compounds

8021 MTBE Confirmation
 Confirm highest hit by 8260
 Confirm all hits by 8260
 Run ___ oxy's on highest hit
 Run ___ oxy's on all hits

Field Point Name	Matrix	Repeat Sample	Top Depth	Year Month Day	Time Collected	New Field Pt.	Grab	Composite	Total Number of Containers
B-6	SOIL	—	3	2012 09 16	8:10		X		1
B-6	SOIL	—	6	2012 08 16	8:25		X		1
B-6	SOIL	—	9	2012 08 16	8:40		X		1
B-7	SOIL	—	3.5	2012 08 16	08:30		X		1
B-7	SOIL	—	6	2012 08 16	08:53		X		1
B-7	SOIL	—	9	2012 08 16	09:10		X		1
B-11	SOIL	—	3	2012 08 16	11:30		X		1
B-11	SOIL	—	6	2012 08 16	12:00		X		1
B-11	SOIL	—	9	2012 08 16	12:50		X		1
B-12	SOIL	—	3	2012 09 16	11:20		X		1
B-12	SOIL	—	6	2012 08 16	11:55		X		1
B-12	SOIL	—	9	2012 08 16	12:25		X		1

Comments / Remarks
 PLEASE SEND RESULTS TO:
 NLEE @ CRAWORLD.COM

SILICA GEL FOR A 10 GRAM GLASS COLUMN WITH A CAPRIC ACID REVERSE SUPPORTATE.

CONTINGENCY FOR SAMPLES WITH THE 2 HIGHEST CONCENTRATIONS, PLEASE ANALYZE FOR: FULL SCAN VOC BY 8260; SVOCs by 8270; and LUFT METALS

Turnaround Time Requested (TAT) (please circle)

STD TAT 72 hour 48 hour
 24 hour * 4 day 5 day

Data Package Options (please circle if required)

QC Summary Type I - Full
 Type VI (Raw Data) Coelt Deliverable not needed
 WIP (RWQCB)
 Disk

Relinquished by: <u>[Signature]</u>	Date: <u>8/16/12</u>	Time: <u>1700</u>	Received by: <u>CRA SECURE LOCATION</u>	Date: <u>8/16/12</u>	Time: <u>1800</u>
Relinquished by: <u>[Signature]</u>	Date: <u>8/17/12</u>	Time: <u>1230</u>	Received by: <u>[Signature]</u>	Date: <u>8/17/12</u>	Time: <u>1230</u>
Relinquished by: <u>[Signature]</u>	Date: <u>8/17/12</u>	Time: <u>1630</u>	Received by: <u>FE</u>	Date: _____	Time: _____
Relinquished by Commercial Carrier: UPS <input checked="" type="checkbox"/> FedEx Other _____	Temperature Upon Receipt: <u>3.4</u> °C		Received by: <u>[Signature]</u>	Date: <u>8-17-12</u>	Time: <u>945</u>
Custody Seals Intact? <input checked="" type="checkbox"/> Yes <input type="checkbox"/> No					

Chevron California Region Analysis Request/Chain of Custody



2012
081712-01

Acct. #: 10880 For Lancaster Laboratories use only
Sample #: 6759573-611

253411
SCR#:

GLOBAL ID: T0600102238

G# 1329796

Facility #: CHEVRON 91851
 Site Address: 451 HEGENBERGER ROAD, OAKLAND, CA
 Chevron PM: CATALINA ESPINO PEVINE Lead Consultant: CRA
 Consultant/Office: EMERYVILLE, CA
 Consultant Prj. Mgr.: NATHAN LEE
 Consultant Phone #: (510)420-0700 Fax #: (510)420-9170
 Sampler: _____
 Service Order #: _____ Non SAR: _____

Analyses Requested										
Preservation Codes										
TPH 8015 MOD GRO	TPH 8015 MOD DRO	8260 full scan	Oxygenates	Lead 7420	TPH 8015 MOD	Motor Oil Silica Gel Cleanup				
<input type="checkbox"/>	<input checked="" type="checkbox"/>	<input type="checkbox"/>	<input type="checkbox"/>	<input type="checkbox"/>	<input checked="" type="checkbox"/>	<input checked="" type="checkbox"/>	<input type="checkbox"/>	<input type="checkbox"/>	<input type="checkbox"/>	<input type="checkbox"/>

Preservative Codes
 H = HCl T = Thiosulfate
 N = HNO₃ B = NaOH
 S = H₂SO₄ O = Other

J value reporting needed
 Must meet lowest detection limits possible for 8260 compounds

8021 MTBE Confirmation
 Confirm highest hit by 8260
 Confirm all hits by 8260
 Run ___ oxy's on highest hit
 Run ___ oxy's on all hits

Field Point Name	Matrix	Repeat Sample	Top Depth	Year Month Day	Time Collected	New Field Pt.	Grab	Composite	Total Number of Containers	BTEX + MTBE 8261	TPH 8015 MOD GRO	TPH 8015 MOD DRO	8260 full scan	Oxygenates	Lead 7420	TPH 8015 MOD
B-13	SOIL	—	3	2012 08 16	1410	—	X	—	—	X	X	X				X
B-13	↓	↓	6	↓	1420	—	X	—	—	X	X	X				X
B-13	↓	↓	9	↓	1445	—	X	—	—	X	X	X				X
B-14	↓	↓	3	↓	1520	—	X	—	—	X	X	X				X
B-14	↓	↓	6	↓	1535	—	X	—	—	X	X	X				X
B-14	↓	↓	9	↓	1555	—	X	—	—	X	X	X				X

Comments / Remarks
 PLEASE SEND RESULTS TO NLEE@CRAWORLD.COM

SILICA GEL FOR A 10GRAM GLASS COLUMN CLEANUP WITH A CAPRIC ACID REVERSE SURROGATE.

* CONTINGENCY FOR SAMPLES WITH THE 2 HIGHEST CONCENTRATION OUT OF ALL SAMPLES SUBMITTED; ANALYZE FOR: FULL SWVOC BY 8260; SVOCs BY 8270; LUFT METALS

Turnaround Time Requested (TAT) (please circle)

STD. TAT	72 hour	48 hour
<u>24 hour*</u>	4 day	5 day

Data Package Options (please circle if required)

QC Summary Type I - Full
 Type VI (Raw Data) Coelt Deliverable not needed
 WIP (RWQCB)
 Disk

Relinquished by: <u>[Signature]</u>	Date: <u>8/16/12</u>	Time: <u>1800</u>	Received by: <u>CRA Secure Location</u>	Date: <u>8/16/12</u>	Time: <u>1800</u>
Relinquished by: <u>[Signature]</u>	Date: <u>8/17/12</u>	Time: <u>12:30</u>	Received by: <u>[Signature]</u>	Date: <u>8/17/12</u>	Time: <u>12:30</u>
Relinquished by: <u>[Signature]</u>	Date: <u>8/17/12</u>	Time: <u>1630</u>	Received by: <u>[Signature]</u>	Date: _____	Time: _____
Relinquished by Commercial Carrier: UPS <u>FedEx</u> Other _____	Temperature Upon Receipt: <u>3.4</u> °C		Received by: <u>[Signature]</u>	Date: <u>8-17-12</u>	Time: <u>945</u>
Custody Seals Intact? <u>Yes</u> No					

Chevron California Region Analysis Request/Chain of Custody



253414

For Lancaster Laboratories use only

Acct. #: 10880 Sample #: 6759573-611 SCR#: _____

GLOBAL ID: T0600102238

G# 1329796

Facility #: CHEVRON 91851

Site Address: 451 HEBENBERGER ROAD, OAKLAND, CA

Chevron PM: CATALINA ESPINO DEVINE Lead Consultant: CRX

Consultant/Office: EMERYVILLE, CA

Consultant Prj. Mgr.: NATHAN LEE

Consultant Phone #: (510) 420-0700 Fax #: (510) 420-9170

Sampler: OYAN

Service Order #: _____ Non SAR: _____

Analyses Requested

Preservation Codes									
8260	8021	TPH 8015 MOD GRO	TPH 8015 MOD DRO	8260 full scan	Oxygenates	Lead 7420	TPH 8015 MOD	TPH 8015 MOD	TPH 8015 MOD
<input type="checkbox"/>	<input checked="" type="checkbox"/>	<input type="checkbox"/>	<input checked="" type="checkbox"/>			<input type="checkbox"/>	<input checked="" type="checkbox"/>	<input checked="" type="checkbox"/>	<input checked="" type="checkbox"/>

Preservative Codes

H = HCl T = Thiosulfate
 N = HNO₃ B = NaOH
 S = H₂SO₄ O = Other

J value reporting needed
 Must meet lowest detection limits possible for 8260 compounds

8021 MTBE Confirmation

Confirm highest hit by 8260
 Confirm all hits by 8260
 Run ____ oxy's on highest hit
 Run ____ oxy's on all hits

Field Point Name	Matrix	Repeat Sample	Top Depth	Year Month Day	Time Collected	New Field Pt.	Grab	Composite	Total Number of Containers	BTEX + MTBE 8260	TPH 8015 MOD GRO	TPH 8015 MOD DRO	8260 full scan	Oxygenates	Lead 7420	TPH 8015 MOD	TPH 8015 MOD	TPH 8015 MOD
B-15	SOIL	-	3'	2012 08 17	7:55		X		1	X	X	X				X	X	X
B-15			4.5'		8:05		X		1	X	X	X				X	X	X
B-15			6'		8:15		X		1	X	X	X				X	X	X
B-15			9'		8:36		X		1	X	X	X				X	X	X
D-16			3'		0905		X		1	X	X	X				X	X	X
B-16			6'		0921		X		1	X	X	X				X	X	X
B-16			9'		0940		X		1	X	X	X				X	X	X
B-8			3'		0954		X		1	X	X	X				X	X	X
B-8			6'		1015		X		1	X	X	X				X	X	X
B-8			9'		1040		X		1	X	X	X				X	X	X
B-9			3'		1205		X		1	X	X	X				X	X	X
B-9			6'		1225		X		1	X	X	X				X	X	X
B-9			9'		1257		X		1	X	X	X				X	X	X

Comments / Remarks

PLEASE SEND RESULTS TO:
 NLEE@CRXWORLD.COM

SILICA GEL FOR A 10 GRAMS GLASS COLUMN CLEAN UP WITH A CAPRIC ACID REVERSE SURROGATE.

*CONTINGENCY
 ANALYZE SAMPLE WITH THE 2 HIGHEST CONCENTRATIONS FOR:
 PM SCAN VOC by 8260;
 SVOC by 8270; and
 LUFT METALS.

Turnaround Time Requested (TAT) (please circle)

STD. TAT 72 hour 48 hour
 24 hour * 4 day 5 day

Data Package Options (please circle if required)

QC Summary Type I - Full
 Type VI (Raw Data) Coelt Deliverable not needed
 WIP (RWQCB)
 Disk

Relinquished by: <u>[Signature]</u>	Date: <u>8/17/12</u>	Time: <u>1600</u>	Received by: <u>FED EX</u>	Date: <u>8/17/12</u>	Time: <u>1600</u>
Relinquished by: _____	Date: _____	Time: _____	Received by: _____	Date: _____	Time: _____
Relinquished by: _____	Date: _____	Time: _____	Received by: _____	Date: _____	Time: _____
Relinquished by Commercial Carrier: <u>FedEx</u>	UPS	Other: _____	Received by: <u>[Signature]</u>	Date: <u>8/17/12</u>	Time: <u>0916</u>
Temperature Upon Receipt: <u>16</u> C°	Custody Seals Intact?		Yes	No	

Chevron California Region Analysis Request/Chain of Custody



253413

For Lancaster Laboratories use only

Acct. #: 10880 Sample #: 0759573-611 SCR#: _____

GLOBAL ID: T0600102238

Facility #: CHEVRON 91851

Site Address: 451 HEGENBERGER ROAD, OAKLAND

Chevron PM: CATALINA ESPINO DEJING Lead Consultant: CRA

Consultant/Office: EMERYVILLE, CA

Consultant Prj. Mgr.: NATHAN LEE

Consultant Phone #: (510) 420-0700 Fax #: (510) 420-9770

Sampler: OYAN

Service Order #: _____ Non SAR: _____

Analyses Requested									
Preservation Codes									
<input type="checkbox"/>	<input type="checkbox"/>	<input type="checkbox"/>	<input type="checkbox"/>	<input type="checkbox"/>	<input type="checkbox"/>	<input type="checkbox"/>	<input type="checkbox"/>	<input type="checkbox"/>	<input type="checkbox"/>
<input type="checkbox"/>	<input type="checkbox"/>	<input type="checkbox"/>	<input type="checkbox"/>	<input type="checkbox"/>	<input type="checkbox"/>	<input type="checkbox"/>	<input type="checkbox"/>	<input type="checkbox"/>	<input type="checkbox"/>
<input type="checkbox"/>	<input type="checkbox"/>	<input type="checkbox"/>	<input type="checkbox"/>	<input type="checkbox"/>	<input type="checkbox"/>	<input type="checkbox"/>	<input type="checkbox"/>	<input type="checkbox"/>	<input type="checkbox"/>
<input type="checkbox"/>	<input type="checkbox"/>	<input type="checkbox"/>	<input type="checkbox"/>	<input type="checkbox"/>	<input type="checkbox"/>	<input type="checkbox"/>	<input type="checkbox"/>	<input type="checkbox"/>	<input type="checkbox"/>
<input type="checkbox"/>	<input type="checkbox"/>	<input type="checkbox"/>	<input type="checkbox"/>	<input type="checkbox"/>	<input type="checkbox"/>	<input type="checkbox"/>	<input type="checkbox"/>	<input type="checkbox"/>	<input type="checkbox"/>
<input type="checkbox"/>	<input type="checkbox"/>	<input type="checkbox"/>	<input type="checkbox"/>	<input type="checkbox"/>	<input type="checkbox"/>	<input type="checkbox"/>	<input type="checkbox"/>	<input type="checkbox"/>	<input type="checkbox"/>
<input type="checkbox"/>	<input type="checkbox"/>	<input type="checkbox"/>	<input type="checkbox"/>	<input type="checkbox"/>	<input type="checkbox"/>	<input type="checkbox"/>	<input type="checkbox"/>	<input type="checkbox"/>	<input type="checkbox"/>
<input type="checkbox"/>	<input type="checkbox"/>	<input type="checkbox"/>	<input type="checkbox"/>	<input type="checkbox"/>	<input type="checkbox"/>	<input type="checkbox"/>	<input type="checkbox"/>	<input type="checkbox"/>	<input type="checkbox"/>
<input type="checkbox"/>	<input type="checkbox"/>	<input type="checkbox"/>	<input type="checkbox"/>	<input type="checkbox"/>	<input type="checkbox"/>	<input type="checkbox"/>	<input type="checkbox"/>	<input type="checkbox"/>	<input type="checkbox"/>

G# 1329796

Preservative Codes

H = HCl T = Thiosulfate
 N = HNO₃ B = NaOH
 S = H₂SO₄ O = Other

J value reporting needed

Must meet lowest detection limits possible for 8260 compounds

8021 MTBE Confirmation

Confirm highest hit by 8260

Confirm all hits by 8260

Run ___ oxy's on highest hit

Run ___ oxy's on all hits

Field Point Name	Matrix	Repeat Sample	Top Depth	Year Month Day	Time Collected	New Field Pt.	Grab	Composite	Total Number of Containers	BTEX + MTBE 8260	TPH 8015 MOD GRO	TPH 8015 MOD DRO	8260 full scan	Oxygenates	Lead 7420	TPH 8015 MOD	MOTOR OIL SILICA GEL CLEANUP
B-10	SOIL	—	3'	2012 08 17	1210	—	X	X	1	X	X	X				X	
B-10			6'		1230	—	X	X	1	X	X	X				X	
B-10			9'		1305	—	X	X	1	X	X	X				X	
B-17			3'		1315	—	X	X	1	X	X	X				X	
B-17			6'		1340	—	X	X	1	X	X	X				X	
B-22			3'		1430	—	X	X	1	X	X	X				X	
B-22			6'		1455	—	X	X	1	X	X	X				X	
B-22			9'		1520	—	X	X	1	X	X	X				X	

Comments / Remarks

PLEASE SEND RESULTS TO NLEE@CRAWORLD.COM

SILICA GEL FOR A 10 GRAM GLASS COLUMN CLEANUP W/ A CAPRIC ACID REVERSE SURROGATE

CONTINGENCY

ANALYZE FROM ALL SAMPLES THE SAMPLE W/ THE 2 HIGHEST CONCENTRATIONS FOR: FULL SCAN VOCs BY 8260; SVOCs BY B20 AND WPT METALS.

Turnaround Time Requested (TAT) (please circle)

STD TAT: 72 hour 48 hour 24 hour *
 4 day 5 day

Data Package Options (please circle if required)

QC Summary Type I - Full

Type VI (Raw Data) Coelt Deliverable not needed

WIP (RWQCB)

Disk

Relinquished by: <u>[Signature]</u>	Date: <u>8/17/12</u>	Time: <u>1600</u>	Received by: <u>FED EX</u>	Date: <u>8/17/12</u>	Time: <u>1600</u>
Relinquished by: _____	Date: _____	Time: _____	Received by: _____	Date: _____	Time: _____
Relinquished by: _____	Date: _____	Time: _____	Received by: _____	Date: _____	Time: _____
Relinquished by Commercial Carrier: _____	Received by: _____		Date: _____	Time: _____	
UPS <u>FedEx</u> Other _____	Custody Seals Intact? Yes No				
Temperature Upon Receipt: <u>16</u> °C					

Explanation of Symbols and Abbreviations

The following defines common symbols and abbreviations used in reporting technical data:

RL	Reporting Limit	BMQL	Below Minimum Quantitation Level
N.D.	none detected	MPN	Most Probable Number
TNTC	Too Numerous To Count	CP Units	cobalt-chloroplatinate units
IU	International Units	NTU	nephelometric turbidity units
umhos/cm	micromhos/cm	ng	nanogram(s)
C	degrees Celsius	F	degrees Fahrenheit
meq	milliequivalents	lb.	pound(s)
g	gram(s)	kg	kilogram(s)
µg	microgram(s)	mg	milligram(s)
mL	milliliter(s)	L	liter(s)
m³	cubic meter(s)	µL	microliter(s)
		pg/L	picogram/liter
<	less than - The number following the sign is the <u>limit of quantitation</u> , the smallest amount of analyte which can be reliably determined using this specific test.		
>	greater than		
ppm	parts per million - One ppm is equivalent to one milligram per kilogram (mg/kg), or one gram per million grams. For aqueous liquids, ppm is usually taken to be equivalent to milligrams per liter (mg/l), because one liter of water has a weight very close to a kilogram. For gases or vapors, one ppm is equivalent to one microliter of gas per liter of gas.		
ppb	parts per billion		
Dry weight basis	Results printed under this heading have been adjusted for moisture content. This increases the analyte weight concentration to approximate the value present in a similar sample without moisture. All other results are reported on an as-received basis.		

Data Qualifiers:

C – result confirmed by reanalysis.

J - estimated value – The result is \geq the Method Detection Limit (MDL) and $<$ the Limit of Quantitation (LOQ).

U.S. EPA CLP Data Qualifiers:

Organic Qualifiers		Inorganic Qualifiers	
A	TIC is a possible aldol-condensation product	B	Value is $<$ CRDL, but \geq IDL
B	Analyte was also detected in the blank	E	Estimated due to interference
C	Pesticide result confirmed by GC/MS	M	Duplicate injection precision not met
D	Compound quantitated on a diluted sample	N	Spike sample not within control limits
E	Concentration exceeds the calibration range of the instrument	S	Method of standard additions (MSA) used for calculation
N	Presumptive evidence of a compound (TICs only)	U	Compound was not detected
P	Concentration difference between primary and confirmation columns $>$ 25%	W	Post digestion spike out of control limits
U	Compound was not detected	*	Duplicate analysis not within control limits
X,Y,Z	Defined in case narrative	+	Correlation coefficient for MSA $<$ 0.995

Analytical test results meet all requirements of NELAC unless otherwise noted under the individual analysis.

Measurement uncertainty values, as applicable, are available upon request.

Tests results relate only to the sample tested. Clients should be aware that a critical step in a chemical or microbiological analysis is the collection of the sample. Unless the sample analyzed is truly representative of the bulk of material involved, the test results will be meaningless. If you have questions regarding the proper techniques of collecting samples, please contact us. We cannot be held responsible for sample integrity, however, unless sampling has been performed by a member of our staff. This report shall not be reproduced except in full, without the written approval of the laboratory.

Times are local to the area of activity. Parameters listed in the 40 CFR part 136 Table II as “analyze immediately” are not performed within 15 minutes.

WARRANTY AND LIMITS OF LIABILITY - In accepting analytical work, we warrant the accuracy of test results for the sample as submitted. THE FOREGOING EXPRESS WARRANTY IS EXCLUSIVE AND IS GIVEN IN LIEU OF ALL OTHER WARRANTIES, EXPRESSED OR IMPLIED. WE DISCLAIM ANY OTHER WARRANTIES, EXPRESSED OR IMPLIED, INCLUDING A WARRANTY OF FITNESS FOR PARTICULAR PURPOSE AND WARRANTY OF MERCHANTABILITY. IN NO EVENT SHALL LANCASTER LABORATORIES BE LIABLE FOR INDIRECT, SPECIAL, CONSEQUENTIAL, OR INCIDENTAL DAMAGES INCLUDING, BUT NOT LIMITED TO, DAMAGES FOR LOSS OF PROFIT OR GOODWILL REGARDLESS OF (A) THE NEGLIGENCE (EITHER SOLE OR CONCURRENT) OF LANCASTER LABORATORIES AND (B) WHETHER LANCASTER LABORATORIES HAS BEEN INFORMED OF THE POSSIBILITY OF SUCH DAMAGES. We accept no legal responsibility for the purposes for which the client uses the test results. No purchase order or other order for work shall be accepted by Lancaster Laboratories which includes any conditions that vary from the Standard Terms and Conditions, and Lancaster hereby objects to any conflicting terms contained in any acceptance or order submitted by client.

ANALYTICAL RESULTS

Prepared by:

Lancaster Laboratories
2425 New Holland Pike
Lancaster, PA 17605-2425

Prepared for:

ChevronTexaco
6001 Bollinger Canyon Rd L4310
San Ramon CA 94583

September 05, 2012

Project: 91851

Submittal Date: 08/27/2012
Group Number: 1331464
PO Number: 0015098202
Release Number: ESPINO DEVINE
State of Sample Origin: CAClient Sample DescriptionB-11-S-6-120816 Grab Soil
B-10-S-6-120817 Grab SoilLancaster Labs (LLI) #6768294
6768295

The specific methodologies used in obtaining the enclosed analytical results are indicated on the Laboratory Sample Analysis Record.

ELECTRONIC Chevron
COPY TO
ELECTRONIC CRA
COPY TOAttn: CRA EDD

Attn: Nathan Lee

Respectfully Submitted,

Natalie R. Luciano
Specialist

(717) 556-7258



Lancaster
Laboratories

Analysis Report

2425 New Holland Pike, PO Box 12425, Lancaster, PA 17605-2425 • 717-656-2300 Fax 717-656-2681 • www.lancasterlabs.com

Sample Description: B-11-S-6-120816 Grab Soil
Facility# 91851 CRAW
451 Hegenberger-Oakland T0600102238 B-11

LLI Sample # SW 6768294
LLI Group # 1331464
Account # 10880

Project Name: 91851

Collected: 08/16/2012 12:00 by OY

ChevronTexaco

6001 Bollinger Canyon Rd L4310
 San Ramon CA 94583

Submitted: 08/27/2012 17:00

Reported: 09/05/2012 16:20

B11-6

CAT No.	Analysis Name	CAS Number	As Received Result	As Received Method Detection Limit*	As Received Limit of Quantitation	Dilution Factor
GC/MS	Volatiles	SW-846 8260B	mg/kg	mg/kg	mg/kg	
10237	Acetone	67-64-1	N.D.	0.007	0.020	0.98
10237	t-Amyl methyl ether	994-05-8	N.D.	0.001	0.005	0.98
10237	Benzene	71-43-2	0.015	0.0005	0.005	0.98
10237	Bromobenzene	108-86-1	N.D.	0.001	0.005	0.98
10237	Bromochloromethane	74-97-5	N.D.	0.001	0.005	0.98
10237	Bromodichloromethane	75-27-4	N.D.	0.001	0.005	0.98
10237	Bromoform	75-25-2	N.D.	0.001	0.005	0.98
10237	Bromomethane	74-83-9	N.D.	0.002	0.005	0.98
10237	2-Butanone	78-93-3	N.D.	0.004	0.01	0.98
10237	t-Butyl alcohol	75-65-0	N.D.	0.020	0.098	0.98
10237	n-Butylbenzene	104-51-8	0.078	0.001	0.005	0.98
10237	sec-Butylbenzene	135-98-8	0.038	0.001	0.005	0.98
10237	tert-Butylbenzene	98-06-6	0.015	0.001	0.005	0.98
10237	Carbon Disulfide	75-15-0	N.D.	0.001	0.005	0.98
10237	Carbon Tetrachloride	56-23-5	N.D.	0.001	0.005	0.98
10237	Chlorobenzene	108-90-7	N.D.	0.001	0.005	0.98
10237	Chloroethane	75-00-3	N.D.	0.002	0.005	0.98
10237	2-Chloroethyl Vinyl Ether	110-75-8	N.D.	0.002	0.01	0.98
10237	Chloroform	67-66-3	N.D.	0.001	0.005	0.98
10237	Chloromethane	74-87-3	N.D.	0.002	0.005	0.98
10237	2-Chlorotoluene	95-49-8	N.D.	0.001	0.005	0.98
10237	4-Chlorotoluene	106-43-4	N.D.	0.001	0.005	0.98
10237	1,2-Dibromo-3-chloropropane	96-12-8	N.D.	0.002	0.005	0.98
10237	Dibromochloromethane	124-48-1	N.D.	0.001	0.005	0.98
10237	1,2-Dibromoethane	106-93-4	N.D.	0.001	0.005	0.98
10237	Dibromomethane	74-95-3	N.D.	0.001	0.005	0.98
10237	1,2-Dichlorobenzene	95-50-1	N.D.	0.001	0.005	0.98
10237	1,3-Dichlorobenzene	541-73-1	N.D.	0.001	0.005	0.98
10237	1,4-Dichlorobenzene	106-46-7	N.D.	0.001	0.005	0.98
10237	Dichlorodifluoromethane	75-71-8	N.D.	0.002	0.005	0.98
10237	1,1-Dichloroethane	75-34-3	N.D.	0.001	0.005	0.98
10237	1,2-Dichloroethane	107-06-2	N.D.	0.001	0.005	0.98
10237	1,1-Dichloroethene	75-35-4	N.D.	0.001	0.005	0.98
10237	cis-1,2-Dichloroethene	156-59-2	N.D.	0.001	0.005	0.98
10237	trans-1,2-Dichloroethene	156-60-5	N.D.	0.001	0.005	0.98
10237	1,2-Dichloropropane	78-87-5	N.D.	0.001	0.005	0.98
10237	1,3-Dichloropropane	142-28-9	N.D.	0.001	0.005	0.98
10237	2,2-Dichloropropane	594-20-7	N.D.	0.001	0.005	0.98
10237	1,1-Dichloropropene	563-58-6	N.D.	0.001	0.005	0.98
10237	cis-1,3-Dichloropropene	10061-01-5	N.D.	0.001	0.005	0.98
10237	trans-1,3-Dichloropropene	10061-02-6	N.D.	0.001	0.005	0.98
10237	Ethanol	64-17-5	N.D.	0.098	0.49	0.98
10237	Ethyl t-butyl ether	637-92-3	N.D.	0.001	0.005	0.98
10237	Ethylbenzene	100-41-4	0.090	0.001	0.005	0.98
10237	Freon 113	76-13-1	N.D.	0.002	0.01	0.98
10237	Hexachlorobutadiene	87-68-3	N.D.	0.002	0.005	0.98
10237	2-Hexanone	591-78-6	N.D.	0.003	0.01	0.98
10237	di-Isopropyl ether	108-20-3	N.D.	0.001	0.005	0.98
10237	Isopropylbenzene	98-82-8	0.11	0.001	0.005	0.98
10237	p-Isopropyltoluene	99-87-6	N.D.	0.001	0.005	0.98

*=This limit was used in the evaluation of the final result

Sample Description: B-11-S-6-120816 Grab Soil
Facility# 91851 CRAW
451 Hegenberger-Oakland T0600102238 B-11

LLI Sample # SW 6768294
LLI Group # 1331464
Account # 10880

Project Name: 91851

Collected: 08/16/2012 12:00 by OY

ChevronTexaco

6001 Bollinger Canyon Rd L4310
 San Ramon CA 94583

Submitted: 08/27/2012 17:00

Reported: 09/05/2012 16:20

B11-6

CAT No.	Analysis Name	CAS Number	As Received Result	As Received Method Detection Limit*	As Received Limit of Quantitation	Dilution Factor
GC/MS	Volatiles	SW-846 8260B	mg/kg	mg/kg	mg/kg	
10237	Methyl Tertiary Butyl Ether	1634-04-4	0.0008	0.0005	0.005	0.98
10237	4-Methyl-2-pentanone	108-10-1	N.D.	0.003	0.01	0.98
10237	Methylene Chloride	75-09-2	N.D.	0.002	0.005	0.98
10237	Naphthalene	91-20-3	0.19	0.001	0.005	0.98
10237	n-Propylbenzene	103-65-1	0.39 E	0.001	0.005	0.98
10237	Styrene	100-42-5	N.D.	0.001	0.005	0.98
10237	1,1,1,2-Tetrachloroethane	630-20-6	N.D.	0.001	0.005	0.98
10237	1,1,2,2-Tetrachloroethane	79-34-5	N.D.	0.001	0.005	0.98
10237	Tetrachloroethene	127-18-4	N.D.	0.001	0.005	0.98
10237	Toluene	108-88-3	N.D.	0.001	0.005	0.98
10237	1,2,3-Trichlorobenzene	87-61-6	N.D.	0.001	0.005	0.98
10237	1,2,4-Trichlorobenzene	120-82-1	N.D.	0.001	0.005	0.98
10237	1,1,1-Trichloroethane	71-55-6	N.D.	0.001	0.005	0.98
10237	1,1,2-Trichloroethane	79-00-5	N.D.	0.001	0.005	0.98
10237	Trichloroethene	79-01-6	N.D.	0.001	0.005	0.98
10237	Trichlorofluoromethane	75-69-4	N.D.	0.002	0.005	0.98
10237	1,2,3-Trichloropropane	96-18-4	N.D.	0.001	0.005	0.98
10237	1,2,4-Trimethylbenzene	95-63-6	0.002	0.001	0.005	0.98
10237	1,3,5-Trimethylbenzene	108-67-8	0.001	0.001	0.005	0.98
10237	Vinyl Chloride	75-01-4	N.D.	0.001	0.005	0.98
10237	m+p-Xylene	179601-23-1	0.008	0.001	0.005	0.98
10237	o-Xylene	95-47-6	N.D.	0.001	0.005	0.98

The concentration reported for n-propylbenzene is estimated since it exceeds the calibration range of the instrument.

GC/MS	Semivolatiles	SW-846 8270C	mg/kg	mg/kg	mg/kg	
10727	Acenaphthene	83-32-9	N.D.	0.003	0.017	1
10727	Acenaphthylene	208-96-8	0.015	0.003	0.017	1
10727	Anthracene	120-12-7	0.031	0.003	0.017	1
10727	Benzo(a)anthracene	56-55-3	0.015	0.003	0.017	1
10727	Benzo(a)pyrene	50-32-8	0.012	0.003	0.017	1
10727	Benzo(b)fluoranthene	205-99-2	0.013	0.003	0.017	1
10727	Benzo(g,h,i)perylene	191-24-2	0.033	0.003	0.017	1
10727	Benzo(k)fluoranthene	207-08-9	0.003	0.003	0.017	1
10727	4-Bromophenyl-phenylether	101-55-3	N.D.	0.017	0.033	1
10727	Butylbenzylphthalate	85-68-7	N.D.	0.067	0.17	1
10727	Di-n-butylphthalate	84-74-2	N.D.	0.067	0.17	1
10727	Carbazole	86-74-8	N.D.	0.017	0.033	1
10727	4-Chloro-3-methylphenol	59-50-7	N.D.	0.017	0.033	1
10727	4-Chloroaniline	106-47-8	N.D.	0.017	0.033	1
10727	bis(2-Chloroethoxy)methane	111-91-1	N.D.	0.017	0.033	1
10727	bis(2-Chloroethyl)ether	111-44-4	N.D.	0.017	0.033	1
10727	2-Chloronaphthalene	91-58-7	N.D.	0.007	0.033	1
10727	2-Chlorophenol	95-57-8	N.D.	0.017	0.033	1
10727	4-Chlorophenyl-phenylether	7005-72-3	N.D.	0.017	0.033	1
10727	2,2'-oxybis(1-Chloropropane)	108-60-1	N.D.	0.017	0.033	1

Bis(2-chloroisopropyl) ether CAS #39638-32-9 and 2,2'-Oxybis(1-chloropropane) CAS #108-60-1 cannot be separated chromatographically. The reported result represents the combined total of both compounds.

*=This limit was used in the evaluation of the final result

Sample Description: B-11-S-6-120816 Grab Soil
Facility# 91851 CRAW
451 Hegenberger-Oakland T0600102238 B-11

LLI Sample # SW 6768294
LLI Group # 1331464
Account # 10880

Project Name: 91851

Collected: 08/16/2012 12:00 by OY

ChevronTexaco

6001 Bollinger Canyon Rd L4310
 San Ramon CA 94583

Submitted: 08/27/2012 17:00

Reported: 09/05/2012 16:20

B11-6

CAT No.	Analysis Name	CAS Number	As Received Result	As Received Method Detection Limit*	As Received Limit of Quantitation	Dilution Factor
GC/MS	Semivolatiles	SW-846 8270C	mg/kg	mg/kg	mg/kg	
10727	Chrysene	218-01-9	0.013	0.003	0.017	1
10727	Dibenz (a, h) anthracene	53-70-3	N.D.	0.003	0.017	1
10727	Dibenzofuran	132-64-9	N.D.	0.017	0.033	1
10727	1,2-Dichlorobenzene	95-50-1	N.D.	0.017	0.033	1
10727	1,3-Dichlorobenzene	541-73-1	N.D.	0.017	0.033	1
10727	1,4-Dichlorobenzene	106-46-7	N.D.	0.017	0.033	1
10727	3,3'-Dichlorobenzidine	91-94-1	N.D.	0.10	0.33	1
10727	2,4-Dichlorophenol	120-83-2	N.D.	0.017	0.033	1
10727	Diethylphthalate	84-66-2	N.D.	0.067	0.17	1
10727	2,4-Dimethylphenol	105-67-9	N.D.	0.017	0.033	1
10727	Dimethylphthalate	131-11-3	N.D.	0.067	0.17	1
10727	4,6-Dinitro-2-methylphenol	534-52-1	N.D.	0.17	0.50	1
10727	2,4-Dinitrophenol	51-28-5	N.D.	0.30	1.0	1
10727	2,4-Dinitrotoluene	121-14-2	N.D.	0.067	0.17	1
10727	2,6-Dinitrotoluene	606-20-2	N.D.	0.017	0.033	1
10727	bis(2-Ethylhexyl)phthalate	117-81-7	0.073	0.067	0.17	1
10727	Fluoranthene	206-44-0	0.026	0.003	0.017	1
10727	Fluorene	86-73-7	0.039	0.003	0.017	1
10727	Hexachlorobenzene	118-74-1	N.D.	0.003	0.017	1
10727	Hexachlorobutadiene	87-68-3	N.D.	0.017	0.033	1
10727	Hexachlorocyclopentadiene	77-47-4	N.D.	0.17	0.50	1
10727	Hexachloroethane	67-72-1	N.D.	0.033	0.17	1
10727	Indeno (1,2,3-cd)pyrene	193-39-5	0.009	0.003	0.017	1
10727	Isophorone	78-59-1	N.D.	0.017	0.033	1
10727	2-Methylnaphthalene	91-57-6	1.8	0.003	0.017	1
10727	2-Methylphenol	95-48-7	N.D.	0.017	0.033	1
10727	4-Methylphenol	106-44-5	N.D.	0.017	0.033	1
	3-Methylphenol and 4-methylphenol cannot be resolved under the chromatographic conditions used for sample analysis. The result reported for 4-methylphenol represents the combined total of both compounds.					
10727	Naphthalene	91-20-3	1.5	0.003	0.017	1
10727	2-Nitroaniline	88-74-4	N.D.	0.017	0.033	1
10727	3-Nitroaniline	99-09-2	N.D.	0.067	0.17	1
10727	4-Nitroaniline	100-01-6	N.D.	0.067	0.17	1
10727	Nitrobenzene	98-95-3	N.D.	0.017	0.033	1
10727	2-Nitrophenol	88-75-5	N.D.	0.017	0.033	1
10727	4-Nitrophenol	100-02-7	N.D.	0.17	0.50	1
10727	N-Nitroso-di-n-propylamine	621-64-7	N.D.	0.017	0.033	1
10727	N-Nitrosodiphenylamine	86-30-6	N.D.	0.017	0.033	1
	N-nitrosodiphenylamine decomposes in the GC inlet forming diphenylamine. The result reported for N-nitrosodiphenylamine represents the combined total of both compounds.					
10727	Di-n-octylphthalate	117-84-0	N.D.	0.067	0.17	1
10727	Pentachlorophenol	87-86-5	N.D.	0.033	0.17	1
10727	Phenanthrene	85-01-8	0.069	0.003	0.017	1
10727	Phenol	108-95-2	N.D.	0.017	0.033	1
10727	Pyrene	129-00-0	0.041	0.003	0.017	1
10727	1,2,4-Trichlorobenzene	120-82-1	N.D.	0.017	0.033	1
10727	2,4,5-Trichlorophenol	95-95-4	N.D.	0.017	0.033	1
10727	2,4,6-Trichlorophenol	88-06-2	N.D.	0.017	0.033	1

*=This limit was used in the evaluation of the final result

Sample Description: B-11-S-6-120816 Grab Soil
Facility# 91851 CRAW
 451 Hegenberger-Oakland T0600102238 B-11

LLI Sample # SW 6768294
LLI Group # 1331464
Account # 10880

Project Name: 91851

Collected: 08/16/2012 12:00 by OY

ChevronTexaco

6001 Bollinger Canyon Rd L4310
 San Ramon CA 94583

Submitted: 08/27/2012 17:00

Reported: 09/05/2012 16:20

B11-6

CAT No.	Analysis Name	CAS Number	As Received Result	As Received Method Detection Limit*	As Received Limit of Quantitation	Dilution Factor
Metals			mg/kg	mg/kg	mg/kg	
	SW-846 6010B					
06949	Cadmium	7440-43-9	0.701	0.0320	0.485	1
06951	Chromium	7440-47-3	40.6	0.0854	1.46	1
06955	Lead	7439-92-1	15.0	0.456	1.46	1
06961	Nickel	7440-02-0	39.4	0.107	0.971	1
06972	Zinc	7440-66-6	44.4	0.194	1.94	1

General Sample Comments

State of California Lab Certification No. 2501
 This sample was originally submitted to the laboratory on 08/18/12 at 09:45. We received authorization for further testing on 08/27/12.

All QC is compliant unless otherwise noted. Please refer to the Quality Control Summary for overall QC performance data and associated samples.

Laboratory Sample Analysis Record

CAT No.	Analysis Name	Method	Trial#	Batch#	Analysis Date and Time	Analyst	Dilution Factor
10237	8260 Full List + Sep Xylenes	SW-846 8260B	1	B122331AA	08/20/2012 21:07	Emily R Styer	0.98
00374	GC/MS - Bulk Soil Prep	SW-846 5035A Modified	1	201224028642	08/27/2012 22:25	Scott W Freisher	n.a.
00374	GC/MS - Bulk Soil Prep	SW-846 5035A Modified	2	201224028642	08/27/2012 22:25	Scott W Freisher	n.a.
06646	GC/MS HL Bulk Sample Prep	SW-846 5035A Modified	1	201224028642	08/27/2012 22:17	Scott W Freisher	n.a.
10727	TCL 8270 (microwave)	SW-846 8270C	1	12241SLA026	08/29/2012 13:05	Brian K Graham	1
10809	BNA Soil Microwave	SW-846 3546	1	12241SLA026	08/28/2012 14:00	David S Schrum	1
06949	Cadmium	SW-846 6010B	1	122415708001	08/29/2012 07:44	Joanne M Gates	1
06951	Chromium	SW-846 6010B	1	122415708001	08/29/2012 22:05	John W Yanzuk II	1
06955	Lead	SW-846 6010B	1	122415708001	08/29/2012 07:44	Joanne M Gates	1
06961	Nickel	SW-846 6010B	1	122415708001	08/29/2012 07:44	Joanne M Gates	1
06972	Zinc	SW-846 6010B	1	122415708001	08/29/2012 07:44	Joanne M Gates	1
05708	SW SW846 ICP/ICP MS Digest	SW-846 3050B	1	122415708001	08/28/2012 22:25	Annamaria Stipkovits	1

*=This limit was used in the evaluation of the final result

Sample Description: B-10-S-6-120817 Grab Soil
Facility# 91851 CRAW
451 Hegenberger-Oakland T0600102238 B-10

LLI Sample # SW 6768295
LLI Group # 1331464
Account # 10880

Project Name: 91851

Collected: 08/17/2012 12:30 by OY

ChevronTexaco

6001 Bollinger Canyon Rd L4310
San Ramon CA 94583

Submitted: 08/27/2012 17:00

Reported: 09/05/2012 16:20

B10-6

CAT No.	Analysis Name	CAS Number	As Received Result	As Received Method Detection Limit*	As Received Limit of Quantitation	Dilution Factor
GC/MS	Volatiles	SW-846 8260B	mg/kg	mg/kg	mg/kg	
10237	Acetone	67-64-1	0.015	0.007	0.019	0.95
10237	t-Amyl methyl ether	994-05-8	0.001	0.0009	0.005	0.95
10237	Benzene	71-43-2	N.D.	0.0005	0.005	0.95
10237	Bromobenzene	108-86-1	N.D.	0.0009	0.005	0.95
10237	Bromochloromethane	74-97-5	N.D.	0.0009	0.005	0.95
10237	Bromodichloromethane	75-27-4	N.D.	0.0009	0.005	0.95
10237	Bromoform	75-25-2	N.D.	0.0009	0.005	0.95
10237	Bromomethane	74-83-9	N.D.	0.002	0.005	0.95
10237	2-Butanone	78-93-3	N.D.	0.004	0.009	0.95
10237	t-Butyl alcohol	75-65-0	N.D.	0.019	0.095	0.95
10237	n-Butylbenzene	104-51-8	0.018	0.0009	0.005	0.95
10237	sec-Butylbenzene	135-98-8	0.068	0.0009	0.005	0.95
10237	tert-Butylbenzene	98-06-6	0.008	0.0009	0.005	0.95
10237	Carbon Disulfide	75-15-0	N.D.	0.0009	0.005	0.95
10237	Carbon Tetrachloride	56-23-5	N.D.	0.0009	0.005	0.95
10237	Chlorobenzene	108-90-7	N.D.	0.0009	0.005	0.95
10237	Chloroethane	75-00-3	N.D.	0.002	0.005	0.95
10237	2-Chloroethyl Vinyl Ether	110-75-8	N.D.	0.002	0.009	0.95
10237	Chloroform	67-66-3	N.D.	0.0009	0.005	0.95
10237	Chloromethane	74-87-3	N.D.	0.002	0.005	0.95
10237	2-Chlorotoluene	95-49-8	N.D.	0.0009	0.005	0.95
10237	4-Chlorotoluene	106-43-4	N.D.	0.0009	0.005	0.95
10237	1,2-Dibromo-3-chloropropane	96-12-8	N.D.	0.002	0.005	0.95
10237	Dibromochloromethane	124-48-1	N.D.	0.0009	0.005	0.95
10237	1,2-Dibromoethane	106-93-4	N.D.	0.0009	0.005	0.95
10237	Dibromomethane	74-95-3	N.D.	0.0009	0.005	0.95
10237	1,2-Dichlorobenzene	95-50-1	N.D.	0.0009	0.005	0.95
10237	1,3-Dichlorobenzene	541-73-1	N.D.	0.0009	0.005	0.95
10237	1,4-Dichlorobenzene	106-46-7	N.D.	0.0009	0.005	0.95
10237	Dichlorodifluoromethane	75-71-8	N.D.	0.002	0.005	0.95
10237	1,1-Dichloroethane	75-34-3	N.D.	0.0009	0.005	0.95
10237	1,2-Dichloroethane	107-06-2	N.D.	0.0009	0.005	0.95
10237	1,1-Dichloroethene	75-35-4	N.D.	0.0009	0.005	0.95
10237	cis-1,2-Dichloroethene	156-59-2	N.D.	0.0009	0.005	0.95
10237	trans-1,2-Dichloroethene	156-60-5	N.D.	0.0009	0.005	0.95
10237	1,2-Dichloropropane	78-87-5	N.D.	0.0009	0.005	0.95
10237	1,3-Dichloropropane	142-28-9	N.D.	0.0009	0.005	0.95
10237	2,2-Dichloropropane	594-20-7	N.D.	0.0009	0.005	0.95
10237	1,1-Dichloropropene	563-58-6	N.D.	0.0009	0.005	0.95
10237	cis-1,3-Dichloropropene	10061-01-5	N.D.	0.0009	0.005	0.95
10237	trans-1,3-Dichloropropene	10061-02-6	N.D.	0.0009	0.005	0.95
10237	Ethanol	64-17-5	N.D.	0.095	0.47	0.95
10237	Ethyl t-butyl ether	637-92-3	N.D.	0.0009	0.005	0.95
10237	Ethylbenzene	100-41-4	N.D.	0.0009	0.005	0.95
10237	Freon 113	76-13-1	N.D.	0.002	0.009	0.95
10237	Hexachlorobutadiene	87-68-3	N.D.	0.002	0.005	0.95
10237	2-Hexanone	591-78-6	N.D.	0.003	0.009	0.95
10237	di-Isopropyl ether	108-20-3	N.D.	0.0009	0.005	0.95
10237	Isopropylbenzene	98-82-8	0.039	0.0009	0.005	0.95
10237	p-Isopropyltoluene	99-87-6	N.D.	0.0009	0.005	0.95

*=This limit was used in the evaluation of the final result

Sample Description: B-10-S-6-120817 Grab Soil
Facility# 91851 CRAW
451 Hegenberger-Oakland T0600102238 B-10

LLI Sample # SW 6768295
LLI Group # 1331464
Account # 10880

Project Name: 91851

Collected: 08/17/2012 12:30 by OY

ChevronTexaco

6001 Bollinger Canyon Rd L4310
 San Ramon CA 94583

Submitted: 08/27/2012 17:00

Reported: 09/05/2012 16:20

B10-6

CAT No.	Analysis Name	CAS Number	As Received Result	As Received Method Detection Limit*	As Received Limit of Quantitation	Dilution Factor
GC/MS	Volatiles	SW-846 8260B	mg/kg	mg/kg	mg/kg	
10237	Methyl Tertiary Butyl Ether	1634-04-4	0.003	0.0005	0.005	0.95
10237	4-Methyl-2-pentanone	108-10-1	N.D.	0.003	0.009	0.95
10237	Methylene Chloride	75-09-2	N.D.	0.002	0.005	0.95
10237	Naphthalene	91-20-3	N.D.	0.0009	0.005	0.95
10237	n-Propylbenzene	103-65-1	0.062	0.0009	0.005	0.95
10237	Styrene	100-42-5	N.D.	0.0009	0.005	0.95
10237	1,1,1,2-Tetrachloroethane	630-20-6	N.D.	0.0009	0.005	0.95
10237	1,1,2,2-Tetrachloroethane	79-34-5	N.D.	0.0009	0.005	0.95
10237	Tetrachloroethene	127-18-4	N.D.	0.0009	0.005	0.95
10237	Toluene	108-88-3	N.D.	0.0009	0.005	0.95
10237	1,2,3-Trichlorobenzene	87-61-6	N.D.	0.0009	0.005	0.95
10237	1,2,4-Trichlorobenzene	120-82-1	N.D.	0.0009	0.005	0.95
10237	1,1,1-Trichloroethane	71-55-6	N.D.	0.0009	0.005	0.95
10237	1,1,2-Trichloroethane	79-00-5	N.D.	0.0009	0.005	0.95
10237	Trichloroethene	79-01-6	N.D.	0.0009	0.005	0.95
10237	Trichlorofluoromethane	75-69-4	N.D.	0.002	0.005	0.95
10237	1,2,3-Trichloropropane	96-18-4	N.D.	0.0009	0.005	0.95
10237	1,2,4-Trimethylbenzene	95-63-6	N.D.	0.0009	0.005	0.95
10237	1,3,5-Trimethylbenzene	108-67-8	N.D.	0.0009	0.005	0.95
10237	Vinyl Chloride	75-01-4	N.D.	0.0009	0.005	0.95
10237	m+p-Xylene	179601-23-1	0.002	0.0009	0.005	0.95
10237	o-Xylene	95-47-6	0.001	0.0009	0.005	0.95
GC/MS	Semivolatiles	SW-846 8270C	mg/kg	mg/kg	mg/kg	
10727	Acenaphthene	83-32-9	0.045	0.017	0.085	5
10727	Acenaphthylene	208-96-8	0.058	0.017	0.085	5
10727	Anthracene	120-12-7	0.19	0.017	0.085	5
10727	Benzo(a)anthracene	56-55-3	0.70	0.017	0.085	5
10727	Benzo(a)pyrene	50-32-8	0.32	0.017	0.085	5
10727	Benzo(b)fluoranthene	205-99-2	0.31	0.017	0.085	5
10727	Benzo(g,h,i)perylene	191-24-2	0.65	0.017	0.085	5
10727	Benzo(k)fluoranthene	207-08-9	0.098	0.017	0.085	5
10727	4-Bromophenyl-phenylether	101-55-3	N.D.	0.083	0.17	5
10727	Butylbenzylphthalate	85-68-7	N.D.	0.33	0.83	5
10727	Di-n-butylphthalate	84-74-2	N.D.	0.33	0.83	5
10727	Carbazole	86-74-8	N.D.	0.083	0.17	5
10727	4-Chloro-3-methylphenol	59-50-7	N.D.	0.083	0.17	5
10727	4-Chloroaniline	106-47-8	N.D.	0.083	0.17	5
10727	bis(2-Chloroethoxy)methane	111-91-1	N.D.	0.083	0.17	5
10727	bis(2-Chloroethyl)ether	111-44-4	N.D.	0.083	0.17	5
10727	2-Chloronaphthalene	91-58-7	N.D.	0.035	0.17	5
10727	2-Chlorophenol	95-57-8	N.D.	0.083	0.17	5
10727	4-Chlorophenyl-phenylether	7005-72-3	N.D.	0.083	0.17	5
10727	2,2'-oxybis(1-Chloropropane)	108-60-1	N.D.	0.083	0.17	5
	Bis(2-chloroisopropyl) ether CAS #39638-32-9 and 2,2'-Oxybis(1-chloropropane) CAS #108-60-1 cannot be separated chromatographically. The reported result represents the combined total of both compounds.					
10727	Chrysene	218-01-9	0.53	0.017	0.085	5

*=This limit was used in the evaluation of the final result

Sample Description: B-10-S-6-120817 Grab Soil
Facility# 91851 CRAW
451 Hegenberger-Oakland T0600102238 B-10

LLI Sample # SW 6768295
LLI Group # 1331464
Account # 10880

Project Name: 91851

Collected: 08/17/2012 12:30 by OY

ChevronTexaco

6001 Bollinger Canyon Rd L4310
 San Ramon CA 94583

Submitted: 08/27/2012 17:00

Reported: 09/05/2012 16:20

B10-6

CAT No.	Analysis Name	CAS Number	As Received Result	As Received Method Detection Limit*	As Received Limit of Quantitation	Dilution Factor
GC/MS	Semivolatiles SW-846 8270C		mg/kg	mg/kg	mg/kg	
10727	Dibenz (a, h) anthracene	53-70-3	N.D.	0.017	0.085	5
10727	Dibenzofuran	132-64-9	N.D.	0.083	0.17	5
10727	1,2-Dichlorobenzene	95-50-1	N.D.	0.083	0.17	5
10727	1,3-Dichlorobenzene	541-73-1	N.D.	0.083	0.17	5
10727	1,4-Dichlorobenzene	106-46-7	N.D.	0.083	0.17	5
10727	3,3'-Dichlorobenzidine	91-94-1	N.D.	0.50	1.7	5
10727	2,4-Dichlorophenol	120-83-2	N.D.	0.083	0.17	5
10727	Diethylphthalate	84-66-2	N.D.	0.33	0.83	5
10727	2,4-Dimethylphenol	105-67-9	N.D.	0.083	0.17	5
10727	Dimethylphthalate	131-11-3	N.D.	0.33	0.83	5
10727	4,6-Dinitro-2-methylphenol	534-52-1	N.D.	0.83	2.5	5
10727	2,4-Dinitrophenol	51-28-5	N.D.	1.5	5.0	5
10727	2,4-Dinitrotoluene	121-14-2	N.D.	0.33	0.83	5
10727	2,6-Dinitrotoluene	606-20-2	N.D.	0.083	0.17	5
10727	bis(2-Ethylhexyl)phthalate	117-81-7	3.6	0.33	0.85	5
10727	Fluoranthene	206-44-0	0.51	0.017	0.085	5
10727	Fluorene	86-73-7	0.17	0.017	0.085	5
10727	Hexachlorobenzene	118-74-1	N.D.	0.017	0.085	5
10727	Hexachlorobutadiene	87-68-3	N.D.	0.083	0.17	5
10727	Hexachlorocyclopentadiene	77-47-4	N.D.	0.83	2.5	5
10727	Hexachloroethane	67-72-1	N.D.	0.17	0.83	5
10727	Indeno (1,2,3-cd) pyrene	193-39-5	0.14	0.017	0.085	5
10727	Isophorone	78-59-1	N.D.	0.083	0.17	5
10727	2-Methylnaphthalene	91-57-6	N.D.	0.017	0.085	5
10727	2-Methylphenol	95-48-7	N.D.	0.083	0.17	5
10727	4-Methylphenol	106-44-5	N.D.	0.083	0.17	5
	3-Methylphenol and 4-methylphenol cannot be resolved under the chromatographic conditions used for sample analysis. The result reported for 4-methylphenol represents the combined total of both compounds.					
10727	Naphthalene	91-20-3	0.027	0.017	0.085	5
10727	2-Nitroaniline	88-74-4	N.D.	0.083	0.17	5
10727	3-Nitroaniline	99-09-2	N.D.	0.33	0.83	5
10727	4-Nitroaniline	100-01-6	N.D.	0.33	0.83	5
10727	Nitrobenzene	98-95-3	N.D.	0.083	0.17	5
10727	2-Nitrophenol	88-75-5	N.D.	0.083	0.17	5
10727	4-Nitrophenol	100-02-7	N.D.	0.83	2.5	5
10727	N-Nitroso-di-n-propylamine	621-64-7	N.D.	0.083	0.17	5
10727	N-Nitrosodiphenylamine	86-30-6	0.24	0.083	0.17	5
	N-nitrosodiphenylamine decomposes in the GC inlet forming diphenylamine. The result reported for N-nitrosodiphenylamine represents the combined total of both compounds.					
10727	Di-n-octylphthalate	117-84-0	N.D.	0.33	0.83	5
10727	Pentachlorophenol	87-86-5	N.D.	0.17	0.85	5
10727	Phenanthrene	85-01-8	N.D.	0.017	0.085	5
10727	Phenol	108-95-2	N.D.	0.083	0.17	5
10727	Pyrene	129-00-0	0.96	0.017	0.085	5
10727	1,2,4-Trichlorobenzene	120-82-1	N.D.	0.083	0.17	5
10727	2,4,5-Trichlorophenol	95-95-4	N.D.	0.083	0.17	5
10727	2,4,6-Trichlorophenol	88-06-2	N.D.	0.083	0.17	5

*=This limit was used in the evaluation of the final result

Sample Description: B-10-S-6-120817 Grab Soil
Facility# 91851 CRAW
 451 Hegenberger-Oakland T0600102238 B-10

LLI Sample # SW 6768295
LLI Group # 1331464
Account # 10880

Project Name: 91851

Collected: 08/17/2012 12:30 by OY

ChevronTexaco

6001 Bollinger Canyon Rd L4310
 San Ramon CA 94583

Submitted: 08/27/2012 17:00

Reported: 09/05/2012 16:20

B10-6

CAT No.	Analysis Name	CAS Number	As Received Result	As Received Method Detection Limit*	As Received Limit of Quantitation	Dilution Factor
Metals			mg/kg	mg/kg	mg/kg	
06949	Cadmium	7440-43-9	0.526	0.0324	0.490	1
06951	Chromium	7440-47-3	41.5	0.0863	1.47	1
06955	Lead	7439-92-1	35.4	0.461	1.47	1
06961	Nickel	7440-02-0	42.1	0.108	0.980	1
06972	Zinc	7440-66-6	39.0	0.196	1.96	1

General Sample Comments

State of California Lab Certification No. 2501
 This sample was originally submitted to the laboratory on 08/18/12 at 09:45. We received authorization for further testing on 08/27/12.

All QC is compliant unless otherwise noted. Please refer to the Quality Control Summary for overall QC performance data and associated samples.

Laboratory Sample Analysis Record

CAT No.	Analysis Name	Method	Trial#	Batch#	Analysis Date and Time	Analyst	Dilution Factor
10237	8260 Full List + Sep Xylenes	SW-846 8260B	1	B122341AA	08/21/2012 21:01	Emily R Styer	0.95
00374	GC/MS - Bulk Soil Prep	SW-846 5035A Modified	1	201224028642	08/27/2012 22:25	Scott W Freisher	n.a.
00374	GC/MS - Bulk Soil Prep	SW-846 5035A Modified	2	201224028642	08/27/2012 22:25	Scott W Freisher	n.a.
06646	GC/MS HL Bulk Sample Prep	SW-846 5035A Modified	1	201224028642	08/27/2012 22:19	Scott W Freisher	n.a.
10727	TCL 8270 (microwave)	SW-846 8270C	1	12244SLA026	09/04/2012 16:19	Chad A Moline	5
10809	BNA Soil Microwave	SW-846 3546	2	12244SLA026	08/31/2012 12:15	Wanda F Oswald	1
06949	Cadmium	SW-846 6010B	1	122415708001	08/29/2012 07:56	Joanne M Gates	1
06951	Chromium	SW-846 6010B	1	122415708001	08/29/2012 22:08	John W Yanzuk II	1
06955	Lead	SW-846 6010B	1	122415708001	08/29/2012 07:56	Joanne M Gates	1
06961	Nickel	SW-846 6010B	1	122415708001	08/29/2012 07:56	Joanne M Gates	1
06972	Zinc	SW-846 6010B	1	122415708001	08/29/2012 07:56	Joanne M Gates	1
05708	SW SW846 ICP/ICP MS Digest	SW-846 3050B	1	122415708001	08/28/2012 22:25	Annamaria Stipkovits	1

*=This limit was used in the evaluation of the final result

Quality Control Summary

Client Name: ChevronTexaco
Reported: 09/05/12 at 04:20 PM

Group Number: 1331464

Matrix QC may not be reported if insufficient sample or site-specific QC samples were not submitted. In these situations, to demonstrate precision and accuracy at a batch level, a LCS/LCSD was performed, unless otherwise specified in the method.

All Inorganic Initial Calibration and Continuing Calibration Blanks met acceptable method criteria unless otherwise noted on the Analysis Report.

Laboratory Compliance Quality Control

<u>Analysis Name</u>	<u>Blank Result</u>	<u>Blank MDL**</u>	<u>Blank LOQ</u>	<u>Report Units</u>	<u>LCS %REC</u>	<u>LCSD %REC</u>	<u>LCS/LCSD Limits</u>	<u>RPD</u>	<u>RPD Max</u>
Batch number: B122331AA	Sample number(s): 6768294								
Acetone	N.D.	0.007	0.020	mg/kg	114	117	32-209	2	30
t-Amyl methyl ether	N.D.	0.001	0.005	mg/kg	94	99	56-137	5	30
Benzene	N.D.	0.0005	0.005	mg/kg	104	108	80-120	3	30
Bromobenzene	N.D.	0.001	0.005	mg/kg	97	100	79-120	2	30
Bromochloromethane	N.D.	0.001	0.005	mg/kg	110	114	79-124	3	30
Bromodichloromethane	N.D.	0.001	0.005	mg/kg	102	105	78-120	3	30
Bromoform	N.D.	0.001	0.005	mg/kg	104	109	70-120	5	30
Bromomethane	N.D.	0.002	0.005	mg/kg	85	84	32-162	1	30
2-Butanone	N.D.	0.004	0.010	mg/kg	109	117	46-153	8	30
t-Butyl alcohol	N.D.	0.020	0.10	mg/kg	101	102	60-149	0	30
n-Butylbenzene	N.D.	0.001	0.005	mg/kg	97	100	72-120	3	30
sec-Butylbenzene	N.D.	0.001	0.005	mg/kg	95	98	75-120	3	30
tert-Butylbenzene	N.D.	0.001	0.005	mg/kg	93	96	75-120	4	30
Carbon Disulfide	N.D.	0.001	0.005	mg/kg	106	110	67-122	4	30
Carbon Tetrachloride	N.D.	0.001	0.005	mg/kg	104	107	69-122	3	30
Chlorobenzene	N.D.	0.001	0.005	mg/kg	102	106	80-120	4	30
Chloroethane	N.D.	0.002	0.005	mg/kg	83	83	37-154	0	30
2-Chloroethyl Vinyl Ether	N.D.	0.002	0.010	mg/kg	91	100	43-146	9	30
Chloroform	N.D.	0.001	0.005	mg/kg	101	105	80-120	4	30
Chloromethane	N.D.	0.002	0.005	mg/kg	91	94	56-120	3	30
2-Chlorotoluene	N.D.	0.001	0.005	mg/kg	96	96	78-120	0	30
4-Chlorotoluene	N.D.	0.001	0.005	mg/kg	99	101	79-120	3	30
1,2-Dibromo-3-chloropropane	N.D.	0.002	0.005	mg/kg	91	99	55-128	8	30
Dibromochloromethane	N.D.	0.001	0.005	mg/kg	107	109	77-120	2	30
1,2-Dibromoethane	N.D.	0.001	0.005	mg/kg	104	107	80-120	3	30
Dibromomethane	N.D.	0.001	0.005	mg/kg	104	108	80-120	4	30
1,2-Dichlorobenzene	N.D.	0.001	0.005	mg/kg	102	104	79-120	2	30
1,3-Dichlorobenzene	N.D.	0.001	0.005	mg/kg	97	101	78-120	3	30
1,4-Dichlorobenzene	N.D.	0.001	0.005	mg/kg	98	101	79-120	3	30
Dichlorodifluoromethane	N.D.	0.002	0.005	mg/kg	88	92	20-120	4	30
1,1-Dichloroethane	N.D.	0.001	0.005	mg/kg	107	110	80-120	3	30
1,2-Dichloroethane	N.D.	0.001	0.005	mg/kg	108	113	71-129	4	30
1,1-Dichloroethene	N.D.	0.001	0.005	mg/kg	112	115	73-129	3	30
cis-1,2-Dichloroethene	N.D.	0.001	0.005	mg/kg	105	109	80-120	3	30
trans-1,2-Dichloroethene	N.D.	0.001	0.005	mg/kg	108	115	79-120	7	30
1,2-Dichloropropane	N.D.	0.001	0.005	mg/kg	103	107	77-120	3	30
1,3-Dichloropropane	N.D.	0.001	0.005	mg/kg	103	107	80-120	4	30
2,2-Dichloropropane	N.D.	0.001	0.005	mg/kg	98	102	72-123	4	30
1,1-Dichloropropene	N.D.	0.001	0.005	mg/kg	99	103	77-120	4	30
cis-1,3-Dichloropropene	N.D.	0.001	0.005	mg/kg	103	108	74-120	5	30
trans-1,3-Dichloropropene	N.D.	0.001	0.005	mg/kg	95	100	77-120	5	30
Ethanol	N.D.	0.10	0.50	mg/kg	100	96	47-157	4	30
Ethyl t-butyl ether	N.D.	0.001	0.005	mg/kg	96	100	70-122	4	30
Ethylbenzene	N.D.	0.001	0.005	mg/kg	99	103	80-120	4	30
Freon 113	N.D.	0.002	0.010	mg/kg	118	122	64-137	3	30

*- Outside of specification

** - This limit was used in the evaluation of the final result for the blank

- (1) The result for one or both determinations was less than five times the LOQ.
- (2) The unspiked result was more than four times the spike added.

Quality Control Summary

Client Name: ChevronTexaco

Group Number: 1331464

Reported: 09/05/12 at 04:20 PM

<u>Analysis Name</u>	<u>Blank Result</u>	<u>Blank MDL**</u>	<u>Blank LOQ</u>	<u>Report Units</u>	<u>LCS %REC</u>	<u>LCSD %REC</u>	<u>LCS/LCSD Limits</u>	<u>RPD</u>	<u>RPD Max</u>
Hexachlorobutadiene	N.D.	0.002	0.005	mg/kg	109	113	46-130	4	30
2-Hexanone	N.D.	0.003	0.010	mg/kg	101	110	45-155	9	30
di-Isopropyl ether	N.D.	0.001	0.005	mg/kg	100	103	73-121	3	30
Isopropylbenzene	N.D.	0.001	0.005	mg/kg	98	103	76-120	5	30
p-Isopropyltoluene	N.D.	0.001	0.005	mg/kg	97	100	75-120	3	30
Methyl Tertiary Butyl Ether	N.D.	0.0005	0.005	mg/kg	108	113	74-121	5	30
4-Methyl-2-pentanone	N.D.	0.003	0.010	mg/kg	106	115	61-134	8	30
Methylene Chloride	N.D.	0.002	0.005	mg/kg	111	113	76-124	2	30
Naphthalene	N.D.	0.001	0.005	mg/kg	94	102	59-123	8	30
n-Propylbenzene	N.D.	0.001	0.005	mg/kg	101	99	77-120	2	30
Styrene	N.D.	0.001	0.005	mg/kg	101	105	76-120	4	30
1,1,1,2-Tetrachloroethane	N.D.	0.001	0.005	mg/kg	102	104	80-120	3	30
1,1,2,2-Tetrachloroethane	N.D.	0.001	0.005	mg/kg	99	104	71-123	5	30
Tetrachloroethene	N.D.	0.001	0.005	mg/kg	107	112	78-126	4	30
Toluene	N.D.	0.001	0.005	mg/kg	100	104	80-120	4	30
1,2,3-Trichlorobenzene	N.D.	0.001	0.005	mg/kg	104	109	64-120	5	30
1,2,4-Trichlorobenzene	N.D.	0.001	0.005	mg/kg	99	104	68-120	5	30
1,1,1-Trichloroethane	N.D.	0.001	0.005	mg/kg	99	104	71-125	4	30
1,1,2-Trichloroethane	N.D.	0.001	0.005	mg/kg	106	110	80-120	4	30
Trichloroethene	N.D.	0.001	0.005	mg/kg	101	105	80-120	4	30
Trichlorofluoromethane	N.D.	0.002	0.005	mg/kg	100	102	58-133	2	30
1,2,3-Trichloropropane	N.D.	0.001	0.005	mg/kg	97	101	71-123	4	30
1,2,4-Trimethylbenzene	N.D.	0.001	0.005	mg/kg	96	98	79-120	2	30
1,3,5-Trimethylbenzene	N.D.	0.001	0.005	mg/kg	97	99	78-120	2	30
Vinyl Chloride	N.D.	0.001	0.005	mg/kg	90	93	53-120	3	30
m+p-Xylene	N.D.	0.001	0.005	mg/kg	103	107	80-120	3	30
o-Xylene	N.D.	0.001	0.005	mg/kg	97	101	80-120	4	30

Batch number: B122341AA

Sample number(s): 6768295

Acetone	N.D.	0.007	0.020	mg/kg	111	106	32-209	4	30
t-Amyl methyl ether	N.D.	0.001	0.005	mg/kg	95	98	56-137	3	30
Benzene	N.D.	0.0005	0.005	mg/kg	110	110	80-120	0	30
Bromobenzene	N.D.	0.001	0.005	mg/kg	103	101	79-120	1	30
Bromochloromethane	N.D.	0.001	0.005	mg/kg	108	110	79-124	2	30
Bromodichloromethane	N.D.	0.001	0.005	mg/kg	104	106	78-120	1	30
Bromoform	N.D.	0.001	0.005	mg/kg	104	105	70-120	1	30
Bromomethane	N.D.	0.002	0.005	mg/kg	86	84	32-162	3	30
2-Butanone	N.D.	0.004	0.010	mg/kg	101	107	46-153	6	30
t-Butyl alcohol	N.D.	0.020	0.10	mg/kg	107	109	60-149	2	30
n-Butylbenzene	N.D.	0.001	0.005	mg/kg	104	102	72-120	2	30
sec-Butylbenzene	N.D.	0.001	0.005	mg/kg	104	102	75-120	2	30
tert-Butylbenzene	N.D.	0.001	0.005	mg/kg	101	100	75-120	1	30
Carbon Disulfide	N.D.	0.001	0.005	mg/kg	112	111	67-122	1	30
Carbon Tetrachloride	N.D.	0.001	0.005	mg/kg	107	106	69-122	1	30
Chlorobenzene	N.D.	0.001	0.005	mg/kg	106	105	80-120	1	30
Chloroethane	N.D.	0.002	0.005	mg/kg	87	85	37-154	3	30
2-Chloroethyl Vinyl Ether	N.D.	0.002	0.010	mg/kg	88	90	43-146	2	30
Chloroform	N.D.	0.001	0.005	mg/kg	105	104	80-120	1	30
Chloromethane	N.D.	0.002	0.005	mg/kg	89	88	56-120	1	30
2-Chlorotoluene	N.D.	0.001	0.005	mg/kg	101	101	78-120	1	30
4-Chlorotoluene	N.D.	0.001	0.005	mg/kg	105	103	79-120	2	30
1,2-Dibromo-3-chloropropane	N.D.	0.002	0.005	mg/kg	91	95	55-128	3	30
Dibromochloromethane	N.D.	0.001	0.005	mg/kg	108	108	77-120	0	30
1,2-Dibromoethane	N.D.	0.001	0.005	mg/kg	102	105	80-120	2	30
Dibromomethane	N.D.	0.001	0.005	mg/kg	104	107	80-120	3	30
1,2-Dichlorobenzene	N.D.	0.001	0.005	mg/kg	107	105	79-120	2	30
1,3-Dichlorobenzene	N.D.	0.001	0.005	mg/kg	103	103	78-120	1	30
1,4-Dichlorobenzene	N.D.	0.001	0.005	mg/kg	104	102	79-120	2	30

*- Outside of specification

** - This limit was used in the evaluation of the final result for the blank

- (1) The result for one or both determinations was less than five times the LOQ.
- (2) The unspiked result was more than four times the spike added.

Quality Control Summary

Client Name: ChevronTexaco

Group Number: 1331464

Reported: 09/05/12 at 04:20 PM

<u>Analysis Name</u>	<u>Blank Result</u>	<u>Blank MDL**</u>	<u>Blank LOQ</u>	<u>Report Units</u>	<u>LCS %REC</u>	<u>LCS D %REC</u>	<u>LCS/LCS D Limits</u>	<u>RPD</u>	<u>RPD Max</u>
Dichlorodifluoromethane	N.D.	0.002	0.005	mg/kg	76	74	20-120	3	30
1,1-Dichloroethane	N.D.	0.001	0.005	mg/kg	111	111	80-120	0	30
1,2-Dichloroethane	N.D.	0.001	0.005	mg/kg	107	109	71-129	1	30
1,1-Dichloroethene	N.D.	0.001	0.005	mg/kg	118	113	73-129	4	30
cis-1,2-Dichloroethene	N.D.	0.001	0.005	mg/kg	110	109	80-120	0	30
trans-1,2-Dichloroethene	N.D.	0.001	0.005	mg/kg	113	113	79-120	0	30
1,2-Dichloropropane	N.D.	0.001	0.005	mg/kg	107	108	77-120	1	30
1,3-Dichloropropane	N.D.	0.001	0.005	mg/kg	103	105	80-120	1	30
2,2-Dichloropropane	N.D.	0.001	0.005	mg/kg	105	103	72-123	2	30
1,1-Dichloropropene	N.D.	0.001	0.005	mg/kg	105	104	77-120	1	30
cis-1,3-Dichloropropene	N.D.	0.001	0.005	mg/kg	109	110	74-120	1	30
trans-1,3-Dichloropropene	N.D.	0.001	0.005	mg/kg	100	101	77-120	1	30
Ethanol	N.D.	0.10	0.50	mg/kg	104	99	47-157	5	30
Ethyl t-butyl ether	N.D.	0.001	0.005	mg/kg	99	101	70-122	2	30
Ethylbenzene	N.D.	0.001	0.005	mg/kg	107	105	80-120	1	30
Freon 113	N.D.	0.002	0.010	mg/kg	120	117	64-137	2	30
Hexachlorobutadiene	N.D.	0.002	0.005	mg/kg	117	114	46-130	3	30
2-Hexanone	N.D.	0.003	0.010	mg/kg	98	104	45-155	5	30
di-Isopropyl ether	N.D.	0.001	0.005	mg/kg	105	105	73-121	1	30
Isopropylbenzene	N.D.	0.001	0.005	mg/kg	107	106	76-120	1	30
p-Isopropyltoluene	N.D.	0.001	0.005	mg/kg	105	102	75-120	3	30
Methyl Tertiary Butyl Ether	N.D.	0.0005	0.005	mg/kg	103	108	74-121	4	30
4-Methyl-2-pentanone	N.D.	0.003	0.010	mg/kg	103	108	61-134	5	30
Methylene Chloride	N.D.	0.002	0.005	mg/kg	117	115	76-124	1	30
Naphthalene	N.D.	0.001	0.005	mg/kg	98	100	59-123	2	30
n-Propylbenzene	N.D.	0.001	0.005	mg/kg	105	104	77-120	1	30
Styrene	N.D.	0.001	0.005	mg/kg	108	108	76-120	0	30
1,1,1,2-Tetrachloroethane	N.D.	0.001	0.005	mg/kg	106	105	80-120	1	30
1,1,2,2-Tetrachloroethane	N.D.	0.001	0.005	mg/kg	98	99	71-123	1	30
Tetrachloroethene	N.D.	0.001	0.005	mg/kg	113	112	78-126	1	30
Toluene	N.D.	0.001	0.005	mg/kg	107	105	80-120	2	30
1,2,3-Trichlorobenzene	N.D.	0.001	0.005	mg/kg	108	108	64-120	0	30
1,2,4-Trichlorobenzene	N.D.	0.001	0.005	mg/kg	107	105	68-120	2	30
1,1,1-Trichloroethane	N.D.	0.001	0.005	mg/kg	104	103	71-125	1	30
1,1,2-Trichloroethane	N.D.	0.001	0.005	mg/kg	105	107	80-120	2	30
Trichloroethene	N.D.	0.001	0.005	mg/kg	108	106	80-120	1	30
Trichlorofluoromethane	N.D.	0.002	0.005	mg/kg	100	98	58-133	3	30
1,2,3-Trichloropropane	N.D.	0.001	0.005	mg/kg	97	98	71-123	1	30
1,2,4-Trimethylbenzene	N.D.	0.001	0.005	mg/kg	103	102	79-120	1	30
1,3,5-Trimethylbenzene	N.D.	0.001	0.005	mg/kg	105	103	78-120	1	30
Vinyl Chloride	N.D.	0.001	0.005	mg/kg	93	91	53-120	2	30
m+p-Xylene	N.D.	0.001	0.005	mg/kg	110	108	80-120	1	30
o-Xylene	N.D.	0.001	0.005	mg/kg	104	104	80-120	0	30

Batch number: 12241SLA026

Sample number(s): 6768294

Acenaphthene	N.D.	0.003	0.017	mg/kg	89		83-111		
Acenaphthylene	N.D.	0.003	0.017	mg/kg	100		83-127		
Anthracene	N.D.	0.003	0.017	mg/kg	105		83-111		
Benzo(a)anthracene	N.D.	0.003	0.017	mg/kg	98		73-123		
Benzo(a)pyrene	N.D.	0.003	0.017	mg/kg	98		80-123		
Benzo(b)fluoranthene	N.D.	0.003	0.017	mg/kg	99		76-124		
Benzo(g,h,i)perylene	N.D.	0.003	0.017	mg/kg	92		77-122		
Benzo(k)fluoranthene	N.D.	0.003	0.017	mg/kg	85		71-135		
4-Bromophenyl-phenylether	N.D.	0.017	0.033	mg/kg	104		79-117		
Butylbenzylphthalate	N.D.	0.067	0.17	mg/kg	108		77-125		
Di-n-butylphthalate	N.D.	0.067	0.17	mg/kg	110		79-112		
Carbazole	N.D.	0.017	0.033	mg/kg	104		83-111		
4-Chloro-3-methylphenol	N.D.	0.017	0.033	mg/kg	111		74-119		

*- Outside of specification

** - This limit was used in the evaluation of the final result for the blank

- (1) The result for one or both determinations was less than five times the LOQ.
- (2) The unspiked result was more than four times the spike added.

Quality Control Summary

Client Name: ChevronTexaco

Group Number: 1331464

Reported: 09/05/12 at 04:20 PM

<u>Analysis Name</u>	<u>Blank Result</u>	<u>Blank MDL**</u>	<u>Blank LOQ</u>	<u>Report Units</u>	<u>LCS %REC</u>	<u>LCSD %REC</u>	<u>LCS/LCSD Limits</u>	<u>RPD</u>	<u>RPD Max</u>
4-Chloroaniline	N.D.	0.017	0.033	mg/kg	73		10-97		
bis(2-Chloroethoxy)methane	N.D.	0.017	0.033	mg/kg	101		75-121		
bis(2-Chloroethyl) ether	N.D.	0.017	0.033	mg/kg	104		77-115		
2-Chloronaphthalene	N.D.	0.007	0.033	mg/kg	110		50-117		
2-Chlorophenol	N.D.	0.017	0.033	mg/kg	102		61-142		
4-Chlorophenyl-phenylether	N.D.	0.017	0.033	mg/kg	86		79-110		
2,2'-oxybis(1-Chloropropane)	N.D.	0.017	0.033	mg/kg	101		59-127		
Chrysene	N.D.	0.003	0.017	mg/kg	91		73-119		
Dibenz(a,h)anthracene	N.D.	0.003	0.017	mg/kg	98		67-129		
Dibenzofuran	N.D.	0.017	0.033	mg/kg	88		78-116		
1,2-Dichlorobenzene	0.035	0.017	0.033	mg/kg	85		79-112		
1,3-Dichlorobenzene	N.D.	0.017	0.033	mg/kg	85		79-113		
1,4-Dichlorobenzene	N.D.	0.017	0.033	mg/kg	85		79-112		
3,3'-Dichlorobenzidine	N.D.	0.10	0.33	mg/kg	75		17-116		
2,4-Dichlorophenol	N.D.	0.017	0.033	mg/kg	93		81-123		
Diethylphthalate	N.D.	0.067	0.17	mg/kg	95		82-113		
2,4-Dimethylphenol	N.D.	0.017	0.033	mg/kg	108		83-120		
Dimethylphthalate	N.D.	0.067	0.17	mg/kg	94		80-120		
4,6-Dinitro-2-methylphenol	N.D.	0.17	0.50	mg/kg	79		60-113		
2,4-Dinitrophenol	N.D.	0.30	1.0	mg/kg	56		28-131		
2,4-Dinitrotoluene	N.D.	0.067	0.17	mg/kg	102		80-116		
2,6-Dinitrotoluene	N.D.	0.017	0.033	mg/kg	103		79-115		
bis(2-Ethylhexyl)phthalate	N.D.	0.067	0.17	mg/kg	106		75-124		
Fluoranthene	N.D.	0.003	0.017	mg/kg	108		80-113		
Fluorene	N.D.	0.003	0.017	mg/kg	90		81-117		
Hexachlorobenzene	N.D.	0.003	0.017	mg/kg	98		79-115		
Hexachlorobutadiene	N.D.	0.017	0.033	mg/kg	80		70-112		
Hexachlorocyclopentadiene	N.D.	0.17	0.50	mg/kg	78		64-127		
Hexachloroethane	N.D.	0.033	0.17	mg/kg	93		76-109		
Indeno(1,2,3-cd)pyrene	N.D.	0.003	0.017	mg/kg	95		64-128		
Isophorone	N.D.	0.017	0.033	mg/kg	108*		72-107		
2-Methylnaphthalene	N.D.	0.003	0.017	mg/kg	94		79-110		
2-Methylphenol	N.D.	0.017	0.033	mg/kg	103		75-126		
4-Methylphenol	N.D.	0.017	0.033	mg/kg	105		74-116		
Naphthalene	N.D.	0.003	0.017	mg/kg	85		77-115		
2-Nitroaniline	N.D.	0.017	0.033	mg/kg	97		83-118		
3-Nitroaniline	N.D.	0.067	0.17	mg/kg	107		66-114		
4-Nitroaniline	N.D.	0.067	0.17	mg/kg	78		52-92		
Nitrobenzene	N.D.	0.017	0.033	mg/kg	109		78-122		
2-Nitrophenol	N.D.	0.017	0.033	mg/kg	104		81-114		
4-Nitrophenol	N.D.	0.17	0.50	mg/kg	90		57-131		
N-Nitroso-di-n-propylamine	N.D.	0.017	0.033	mg/kg	102		70-113		
N-Nitrosodiphenylamine	N.D.	0.017	0.033	mg/kg	107		79-124		
Di-n-octylphthalate	N.D.	0.067	0.17	mg/kg	119		65-141		
Pentachlorophenol	N.D.	0.033	0.17	mg/kg	107		60-134		
Phenanthrene	N.D.	0.003	0.017	mg/kg	99		77-119		
Phenol	N.D.	0.017	0.033	mg/kg	111		69-126		
Pyrene	N.D.	0.003	0.017	mg/kg	98		80-121		
1,2,4-Trichlorobenzene	N.D.	0.017	0.033	mg/kg	82		81-119		
2,4,5-Trichlorophenol	N.D.	0.017	0.033	mg/kg	91		84-109		
2,4,6-Trichlorophenol	N.D.	0.017	0.033	mg/kg	96		81-123		

Batch number: 12244SLA026

Sample number(s): 6768295

Acenaphthene	N.D.	0.003	0.017	mg/kg	93		83-111		
Acenaphthylene	N.D.	0.003	0.017	mg/kg	104		83-127		
Anthracene	N.D.	0.003	0.017	mg/kg	98		83-111		
Benzo(a)anthracene	N.D.	0.003	0.017	mg/kg	93		73-123		
Benzo(a)pyrene	N.D.	0.003	0.017	mg/kg	100		80-123		

*- Outside of specification

** - This limit was used in the evaluation of the final result for the blank

- (1) The result for one or both determinations was less than five times the LOQ.
- (2) The unspiked result was more than four times the spike added.

Quality Control Summary

Client Name: ChevronTexaco

Group Number: 1331464

Reported: 09/05/12 at 04:20 PM

<u>Analysis Name</u>	<u>Blank Result</u>	<u>Blank MDL**</u>	<u>Blank LOQ</u>	<u>Report Units</u>	<u>LCS %REC</u>	<u>LCS %REC</u>	<u>LCS/LCSD Limits</u>	<u>RPD</u>	<u>RPD Max</u>
Benzo(b)fluoranthene	N.D.	0.003	0.017	mg/kg	95		76-124		
Benzo(g,h,i)perylene	N.D.	0.003	0.017	mg/kg	100		77-122		
Benzo(k)fluoranthene	N.D.	0.003	0.017	mg/kg	94		71-135		
4-Bromophenyl-phenylether	N.D.	0.017	0.033	mg/kg	101		79-117		
Butylbenzylphthalate	N.D.	0.067	0.17	mg/kg	94		77-125		
Di-n-butylphthalate	N.D.	0.067	0.17	mg/kg	97		79-112		
Carbazole	N.D.	0.017	0.033	mg/kg	97		83-111		
4-Chloro-3-methylphenol	N.D.	0.017	0.033	mg/kg	100		74-119		
4-Chloroaniline	N.D.	0.017	0.033	mg/kg	31		10-97		
bis(2-Chloroethoxy)methane	N.D.	0.017	0.033	mg/kg	95		75-121		
bis(2-Chloroethyl)ether	N.D.	0.017	0.033	mg/kg	89		77-115		
2-Chloronaphthalene	N.D.	0.007	0.033	mg/kg	72		50-117		
2-Chlorophenol	N.D.	0.017	0.033	mg/kg	94		61-142		
4-Chlorophenyl-phenylether	N.D.	0.017	0.033	mg/kg	93		79-110		
2,2'-oxybis(1-Chloropropane)	N.D.	0.017	0.033	mg/kg	89		59-127		
Chrysene	N.D.	0.003	0.017	mg/kg	85		73-119		
Dibenz(a,h)anthracene	N.D.	0.003	0.017	mg/kg	102		67-129		
Dibenzofuran	N.D.	0.017	0.033	mg/kg	94		78-116		
1,2-Dichlorobenzene	N.D.	0.017	0.033	mg/kg	90		79-112		
1,3-Dichlorobenzene	N.D.	0.017	0.033	mg/kg	87		79-113		
1,4-Dichlorobenzene	N.D.	0.017	0.033	mg/kg	88		79-112		
3,3'-Dichlorobenzidine	N.D.	0.10	0.33	mg/kg	37		17-116		
2,4-Dichlorophenol	N.D.	0.017	0.033	mg/kg	107		81-123		
Diethylphthalate	N.D.	0.067	0.17	mg/kg	99		82-113		
2,4-Dimethylphenol	N.D.	0.017	0.033	mg/kg	108		83-120		
Dimethylphthalate	N.D.	0.067	0.17	mg/kg	94		80-120		
4,6-Dinitro-2-methylphenol	N.D.	0.17	0.50	mg/kg	83		60-113		
2,4-Dinitrophenol	N.D.	0.30	1.0	mg/kg	51		28-131		
2,4-Dinitrotoluene	N.D.	0.067	0.17	mg/kg	95		80-116		
2,6-Dinitrotoluene	N.D.	0.017	0.033	mg/kg	95		79-115		
bis(2-Ethylhexyl)phthalate	N.D.	0.067	0.17	mg/kg	91		75-124		
Fluoranthene	N.D.	0.003	0.017	mg/kg	98		80-113		
Fluorene	N.D.	0.003	0.017	mg/kg	93		81-117		
Hexachlorobenzene	N.D.	0.003	0.017	mg/kg	94		79-115		
Hexachlorobutadiene	N.D.	0.017	0.033	mg/kg	103		70-112		
Hexachlorocyclopentadiene	N.D.	0.17	0.50	mg/kg	82		64-127		
Hexachloroethane	N.D.	0.033	0.17	mg/kg	88		76-109		
Indeno(1,2,3-cd)pyrene	N.D.	0.003	0.017	mg/kg	103		64-128		
Isophorone	N.D.	0.017	0.033	mg/kg	96		72-107		
2-Methylnaphthalene	N.D.	0.003	0.017	mg/kg	105		79-110		
2-Methylphenol	N.D.	0.017	0.033	mg/kg	96		75-126		
4-Methylphenol	N.D.	0.017	0.033	mg/kg	97		74-116		
Naphthalene	N.D.	0.003	0.017	mg/kg	93		77-115		
2-Nitroaniline	N.D.	0.017	0.033	mg/kg	100		83-118		
3-Nitroaniline	N.D.	0.067	0.17	mg/kg	88		66-114		
4-Nitroaniline	N.D.	0.067	0.17	mg/kg	71		52-92		
Nitrobenzene	N.D.	0.017	0.033	mg/kg	97		78-122		
2-Nitrophenol	N.D.	0.017	0.033	mg/kg	98		81-114		
4-Nitrophenol	N.D.	0.17	0.50	mg/kg	89		57-131		
N-Nitroso-di-n-propylamine	N.D.	0.017	0.033	mg/kg	94		70-113		
N-Nitrosodiphenylamine	N.D.	0.017	0.033	mg/kg	100		79-124		
Di-n-octylphthalate	N.D.	0.067	0.17	mg/kg	99		65-141		
Pentachlorophenol	N.D.	0.033	0.17	mg/kg	77		60-134		
Phenanthrene	N.D.	0.003	0.017	mg/kg	94		77-119		
Phenol	N.D.	0.017	0.033	mg/kg	98		69-126		
Pyrene	N.D.	0.003	0.017	mg/kg	95		80-121		
1,2,4-Trichlorobenzene	N.D.	0.017	0.033	mg/kg	90		81-119		
2,4,5-Trichlorophenol	N.D.	0.017	0.033	mg/kg	92		84-109		

*- Outside of specification

** - This limit was used in the evaluation of the final result for the blank

- (1) The result for one or both determinations was less than five times the LOQ.
- (2) The unspiked result was more than four times the spike added.

Quality Control Summary

Client Name: ChevronTexaco

Group Number: 1331464

Reported: 09/05/12 at 04:20 PM

<u>Analysis Name</u>	<u>Blank Result</u>	<u>Blank MDL**</u>	<u>Blank LOQ</u>	<u>Report Units</u>	<u>LCS %REC</u>	<u>LCS %REC</u>	<u>LCS/LCSD Limits</u>	<u>RPD</u>	<u>RPD Max</u>
2,4,6-Trichlorophenol	N.D.	0.017	0.033	mg/kg	98		81-123		
Batch number: 122415708001	Sample number(s): 6768294-6768295								
Cadmium	N.D.	0.0330	0.500	mg/kg	100		80-120		
Chromium	N.D.	0.0880	1.50	mg/kg	102		80-120		
Lead	N.D.	0.470	1.50	mg/kg	99		80-120		
Nickel	N.D.	0.110	1.00	mg/kg	100		80-120		
Zinc	N.D.	0.200	2.00	mg/kg	100		80-120		

Sample Matrix Quality Control

Unspiked (UNSPK) = the sample used in conjunction with the matrix spike

Background (BKG) = the sample used in conjunction with the duplicate

<u>Analysis Name</u>	<u>MS %REC</u>	<u>MSD %REC</u>	<u>MS/MSD Limits</u>	<u>RPD</u>	<u>RPD MAX</u>	<u>BKG Conc</u>	<u>DUP Conc</u>	<u>DUP RPD</u>	<u>Dup RPD Max</u>
Batch number: 12241SLA026	Sample number(s): 6768294 UNSPK: P767413								
Acenaphthene	81	82	33-140	1	30				
Acenaphthylene	91	92	47-137	1	30				
Anthracene	85	89	40-147	4	30				
Benzo(a)anthracene	32	77	32-150	19	30				
Benzo(a)pyrene	19*	52	30-150	14	30				
Benzo(b)fluoranthene	19*	73	29-150	20	30				
Benzo(g,h,i)perylene	30*	53	31-152	9	30				
Benzo(k)fluoranthene	43	46	35-148	2	30				
4-Bromophenyl-phenylether	99	101	46-131	2	30				
Butylbenzylphthalate	105	102	42-146	3	30				
Di-n-butylphthalate	101	100	44-143	1	30				
Carbazole	90	90	36-148	0	30				
4-Chloro-3-methylphenol	94	92	50-137	2	30				
4-Chloroaniline	63	60	11-114	5	30				
bis(2-Chloroethoxy)methane	91	93	49-125	2	30				
bis(2-Chloroethyl)ether	102	99	57-123	2	30				
2-Chloronaphthalene	100	98	22-131	2	30				
2-Chlorophenol	92	92	30-149	0	30				
4-Chlorophenyl-phenylether	81	85	42-130	4	30				
2,2'-oxybis(1-Chloropropane)	95	96	38-134	2	30				
Chrysene	-21*	40	33-142	25	30				
Dibenz(a,h)anthracene	70	75	37-151	4	30				
Dibenzofuran	85	84	38-148	0	30				
1,2-Dichlorobenzene	88	85	41-132	3	30				
1,3-Dichlorobenzene	80	80	32-134	1	30				
1,4-Dichlorobenzene	83	81	32-134	2	30				
3,3'-Dichlorobenzidine	47	44	10-143	7	30				
2,4-Dichlorophenol	78	80	54-135	2	30				
Diethylphthalate	87	85	53-132	3	30				
2,4-Dimethylphenol	93	92	49-134	1	30				
Dimethylphthalate	86	86	54-125	1	30				
4,6-Dinitro-2-methylphenol	133	125	10-148	6	30				
2,4-Dinitrophenol	104	96	20-143	7	30				
2,4-Dinitrotoluene	89	86	39-144	3	30				
2,6-Dinitrotoluene	91	90	44-140	1	30				
bis(2-Ethylhexyl)phthalate	101	102	38-151	1	30				
Fluoranthene	19*	72	30-151	19	30				

*- Outside of specification

** - This limit was used in the evaluation of the final result for the blank

- (1) The result for one or both determinations was less than five times the LOQ.
- (2) The unspiked result was more than four times the spike added.

Quality Control Summary

Client Name: ChevronTexaco
Reported: 09/05/12 at 04:20 PM

Group Number: 1331464

Sample Matrix Quality Control

Unspiked (UNSPK) = the sample used in conjunction with the matrix spike
Background (BKG) = the sample used in conjunction with the duplicate

<u>Analysis Name</u>	<u>MS</u> <u>%REC</u>	<u>MSD</u> <u>%REC</u>	<u>MS/MSD</u> <u>Limits</u>	<u>RPD</u> <u>RPD</u>	<u>RPD</u> <u>MAX</u>	<u>BKG</u> <u>Conc</u>	<u>DUP</u> <u>Conc</u>	<u>DUP</u> <u>RPD</u>	<u>Dup RPD</u> <u>Max</u>
Fluorene	84	83	36-140	2	30				
Hexachlorobenzene	93	100	38-143	7	30				
Hexachlorobutadiene	79	83	33-133	5	30				
Hexachlorocyclopentadiene	0*	0*	10-153	0	30				
Hexachloroethane	79	85	24-138	7	30				
Indeno (1,2,3-cd)pyrene	49	68	31-154	9	30				
Isophorone	95	96	54-122	2	30				
2-Methylnaphthalene	86	86	45-134	0	30				
2-Methylphenol	92	93	32-146	1	30				
4-Methylphenol	91	90	36-149	2	30				
Naphthalene	78	81	35-141	3	30				
2-Nitroaniline	117	117	46-146	1	30				
3-Nitroaniline	86	86	15-153	0	30				
4-Nitroaniline	69	68	17-142	2	30				
Nitrobenzene	99	100	51-130	1	30				
2-Nitrophenol	88	90	39-142	2	30				
4-Nitrophenol	128	122	25-142	5	30				
N-Nitroso-di-n-propylamine	93	93	58-120	1	30				
N-Nitrosodiphenylamine	97	102	23-141	6	30				
Di-n-octylphthalate	99	96	43-149	3	30				
Pentachlorophenol	74	77	23-145	4	30				
Phenanthrene	62	73	34-147	7	30				
Phenol	98	96	39-151	2	30				
Pyrene	27*	70	29-148	17	30				
1,2,4-Trichlorobenzene	78	82	41-131	6	30				
2,4,5-Trichlorophenol	83	82	41-141	1	30				
2,4,6-Trichlorophenol	85	88	41-142	3	30				

Batch number: 12244SLA026	Sample number(s): 6768295	UNSPK: P769722			
Acenaphthene	91	90	33-140	1	30
Acenaphthylene	100	96	47-137	4	30
Anthracene	94	89	40-147	5	30
Benzo(a)anthracene	90	82	32-150	9	30
Benzo(a)pyrene	97	88	30-150	10	30
Benzo(b)fluoranthene	99	91	29-150	9	30
Benzo(g,h,i)perylene	96	88	31-152	9	30
Benzo(k)fluoranthene	97	86	35-148	12	30
4-Bromophenyl-phenylether	92	91	46-131	1	30
Butylbenzylphthalate	88	86	42-146	3	30
Di-n-butylphthalate	92	88	44-143	4	30
Carbazole	92	86	36-148	7	30
4-Chloro-3-methylphenol	99	86	50-137	14	30
4-Chloroaniline	46	41	11-114	11	30
bis(2-Chloroethoxy)methane	94	92	49-125	2	30
bis(2-Chloroethyl)ether	91	86	57-123	6	30
2-Chloronaphthalene	88	86	22-131	2	30
2-Chlorophenol	92	91	30-149	1	30
4-Chlorophenyl-phenylether	93	91	42-130	3	30
2,2'-oxybis(1-Chloropropane)	85	87	38-134	3	30
Chrysene	84	82	33-142	2	30
Dibenz(a,h)anthracene	98	92	37-151	6	30
Dibenzofuran	95	92	38-148	3	30
1,2-Dichlorobenzene	101	90	41-132	12	30

*- Outside of specification

** - This limit was used in the evaluation of the final result for the blank

- (1) The result for one or both determinations was less than five times the LOQ.
- (2) The unspiked result was more than four times the spike added.

Quality Control Summary

Client Name: ChevronTexaco
Reported: 09/05/12 at 04:20 PM

Group Number: 1331464

Sample Matrix Quality Control

Unspiked (UNSPK) = the sample used in conjunction with the matrix spike
Background (BKG) = the sample used in conjunction with the duplicate

<u>Analysis Name</u>	<u>MS</u> <u>%REC</u>	<u>MSD</u> <u>%REC</u>	<u>MS/MSD</u> <u>Limits</u>	<u>RPD</u> <u>RPD</u>	<u>RPD</u> <u>MAX</u>	<u>BKG</u> <u>Conc</u>	<u>DUP</u> <u>Conc</u>	<u>DUP</u> <u>RPD</u>	<u>Dup RPD</u> <u>Max</u>
1,3-Dichlorobenzene	88	90	32-134	2	30				
1,4-Dichlorobenzene	84	87	32-134	4	30				
3,3'-Dichlorobenzidine	51	27	10-143	62*	30				
2,4-Dichlorophenol	104	95	54-135	10	30				
Diethylphthalate	98	100	53-132	1	30				
2,4-Dimethylphenol	88	48*	49-134	59*	30				
Dimethylphthalate	96	96	54-125	0	30				
4,6-Dinitro-2-methylphenol	86	88	10-148	3	30				
2,4-Dinitrophenol	68	73	20-143	7	30				
2,4-Dinitrotoluene	101	98	39-144	3	30				
2,6-Dinitrotoluene	96	97	44-140	1	30				
bis(2-Ethylhexyl)phthalate	86	84	38-151	3	30				
Fluoranthene	96	93	30-151	3	30				
Fluorene	93	94	36-140	1	30				
Hexachlorobenzene	93	86	38-143	7	30				
Hexachlorobutadiene	94	91	33-133	3	30				
Hexachlorocyclopentadiene	67	56	10-153	17	30				
Hexachloroethane	87	85	24-138	2	30				
Indeno(1,2,3-cd)pyrene	98	88	31-154	11	30				
Isophorone	94	94	54-122	1	30				
2-Methylnaphthalene	101	100	45-134	1	30				
2-Methylphenol	93	68	32-146	31*	30				
4-Methylphenol	99	80	36-149	21	30				
Naphthalene	91	91	35-141	1	30				
2-Nitroaniline	102	103	46-146	1	30				
3-Nitroaniline	92	76	15-153	19	30				
4-Nitroaniline	76	79	17-142	3	30				
Nitrobenzene	94	92	51-130	2	30				
2-Nitrophenol	98	95	39-142	3	30				
4-Nitrophenol	85	84	25-142	0	30				
N-Nitroso-di-n-propylamine	93	96	58-120	3	30				
N-Nitrosodiphenylamine	91	74	23-141	21	30				
Di-n-octylphthalate	99	89	43-149	10	30				
Pentachlorophenol	75	67	23-145	12	30				
Phenanthrene	90	88	34-147	2	30				
Phenol	97	94	39-151	3	30				
Pyrene	91	90	29-148	0	30				
1,2,4-Trichlorobenzene	90	90	41-131	0	30				
2,4,5-Trichlorophenol	92	92	41-141	0	30				
2,4,6-Trichlorophenol	96	83	41-142	14	30				

Batch number: 122415708001

Sample number(s): 6768294-6768295 UNSPK: P764822 BKG: P764822

	MS	MSD	MS/MSD	RPD	BKG	DUP	DUP	Dup RPD
Cadmium	100	101	75-125	0	20	0.320	0.342	6 (1) 20
Chromium	94	96	75-125	1	20	10.9	10.1	8 20
Lead	101	99	75-125	2	20	1.60	1.81	12 (1) 20
Nickel	102	100	75-125	1	20	15.2	15.2	0 20
Zinc	101	100	75-125	1	20	17.9	18.0	0 20

Surrogate Quality Control

*- Outside of specification

** - This limit was used in the evaluation of the final result for the blank

- (1) The result for one or both determinations was less than five times the LOQ.
- (2) The unspiked result was more than four times the spike added.

Quality Control Summary

Client Name: ChevronTexaco
Reported: 09/05/12 at 04:20 PM

Group Number: 1331464

Surrogate Quality Control

Surrogate recoveries which are outside of the QC window are confirmed unless attributed to dilution or otherwise noted on the Analysis Report.

Analysis Name: 8260 Ext. Soil Master w/GRO
Batch number: B122331AA

	Dibromofluoromethane	1,2-Dichloroethane-d4	Toluene-d8	4-Bromofluorobenzene
6768294	98	104	98	103
Blank	103	101	99	93
LCS	103	104	101	99
LCSD	102	104	100	101
Limits:	50-141	54-135	52-141	50-131

Analysis Name: 8260 Ext. Soil Master w/GRO
Batch number: B122341AA

	Dibromofluoromethane	1,2-Dichloroethane-d4	Toluene-d8	4-Bromofluorobenzene
6768295	103	100	102	101
Blank	100	102	97	94
LCS	100	101	101	101
LCSD	100	101	100	100
Limits:	50-141	54-135	52-141	50-131

Analysis Name: TCL 8270 (microwave)
Batch number: 12241SLA026

	Phenol-d6	2-Fluorophenol	2,4,6-Tribromophenol	Nitrobenzene-d5	2-Fluorobiphenyl	Terphenyl-d14
6768294	88	94	75	99	81	102
Blank	96	101	86	101	82	104
LCS	101	106	83	103	82	107
MS	92	94	84	92	82	107
MSD	90	94	85	95	82	104
Limits:	42-130	48-136	28-139	45-123	47-126	46-143

Analysis Name: TCL 8270 (microwave)
Batch number: 12244SLA026

	Phenol-d6	2-Fluorophenol	2,4,6-Tribromophenol	Nitrobenzene-d5	2-Fluorobiphenyl	Terphenyl-d14
6768295	79	82	87	98	90	101
Blank	85	93	106	91	88	107
LCS	97	101	108	99	95	107
MS	93	99	104	92	89	101
MSD	92	93	85	92	88	100
Limits:	42-130	48-136	28-139	45-123	47-126	46-143

*- Outside of specification

** - This limit was used in the evaluation of the final result for the blank

- (1) The result for one or both determinations was less than five times the LOQ.
- (2) The unspiked result was more than four times the spike added.

Chevron California Region Analysis Request/Chain of Custody



081712-01 1 of 2

Acct. #: 10880 For Lancaster Laboratories use only Sample #: 6759573-611
 6768294-95
 SCR#: 1334464 253412

GLOBAL ID: T0600102238

Facility #: CHEVRON 91851
 Site Address: 451 HEGENBERGER ROAD, OAKLAND, CA
 Chevron PM: CATALINA ESPINO DEVINE Lead Consultant: CRA
 Consultant/Office: EMERYVILLE, CA
 Consultant Prj. Mgr.: NATHAN LEE
 Consultant Phone #: (510) 420-0700 Fax #: (510) 420-9170
 Sampler: _____
 Service Order #: _____ Non SAR: _____

Analyses Requested

Preservation Codes	
<input type="checkbox"/> BTEX + MTBE 8260	<input checked="" type="checkbox"/> 8021
<input type="checkbox"/> TPH 8015 MOD GRO	<input checked="" type="checkbox"/> Silica Gel Cleanup
<input type="checkbox"/> TPH 8015 MOD DRO	<input checked="" type="checkbox"/> Silica Gel Cleanup
<input type="checkbox"/> 8260 full scan	<input type="checkbox"/> Oxygenates
<input type="checkbox"/> Lead 7420	<input type="checkbox"/> 7421
<input type="checkbox"/> TPH 8015 MOD	<input checked="" type="checkbox"/> MOTOR OIL
<input type="checkbox"/> TPH 8015 MOD	<input checked="" type="checkbox"/> SILICA GEL CLEANUP

C# 1309796

Preservative Codes
 H = HCl T = Thiosulfate
 N = HNO₃ B = NaOH
 S = H₂SO₄ O = Other

J value reporting needed
 Must meet lowest detection limits possible for 8260 compounds

8021 MTBE Confirmation
 Confirm highest hit by 8260
 Confirm all hits by 8260
 Run ___ oxy's on highest hit
 Run ___ oxy's on all hits

Field Point Name	Matrix	Repeat Sample	Top Depth	Year Month Day	Time Collected	New Field Pt.	Grab	Composite	Total Number of Containers	BTEX + MTBE 8260	TPH 8015 MOD GRO	TPH 8015 MOD DRO	8260 full scan	Oxygenates	Lead 7420	TPH 8015 MOD	TPH 8015 MOD
B-6	SOIL	—	3	2012 09 16	8:10		X		1	X	X	X				X	
B-6	SOIL	—	6	2012 08 16	8:25		X		1	X	X	X				X	
B-6	SOIL	—	9	2012 08 16	8:40		X		1	X	X	X				X	
B-7	SOIL	—	3.5	2012 08 16	08:30		X		1	X	X	X				X	
B-7	SOIL	—	6	2012 08 16	08:53		X		1	X	X	X				X	
B-7	SOIL	—	9	2012 08 16	09:10		X		1	X	X	X				X	
B-11	SOIL	—	3	2012 08 16	11:30		X		1	X	X	X				X	
B-11	SOIL	—	6	2012 08 16	12:00		X		1	X	X	X				X	
B-11	SOIL	—	9	2012 08 16	12:50		X		1	X	X	X				X	
B-12	SOIL	—	3	2012 09 16	11:20		X		1	X	X	X				X	
B-12	SOIL	—	6	2012 08 16	11:55		X		1	X	X	X				X	
B-12	SOIL	—	9	2012 08 16	12:25		X		1	X	X	X				X	

Comments / Remarks
 PLEASE SEND RESULTS TO:
 NLEE@CRAWORLD.COM

SILICA GEL FOR A 10
 GRAMS GLASS COLUMN
 WITH A CAPRIC ACID
 REVERSE JUDGMENT.

CONTINGENCY
 IF SAMPLE WITH HIGHER
 CONCENTRATIONS, PLEASE
 ANALYZE FOR:
 FULL SCAN VOC BY 8260;
 SVOCs by 8270; and
 LUFT METALS

Turnaround Time Requested (TAT) (please circle)

STD TAT 72 hour 48 hour
 24 hour * 4 day 5 day

Data Package Options (please circle if required)

QC Summary Type I - Full
 Type VI (Raw Data) Coelt Deliverable not needed
 WIP (RWQCB)
 Disk

Relinquished by: <i>[Signature]</i>	Date: 8/16/12	Time: 1800	Received by: CRA SECURE LOCATION	Date: 8/16/12	Time: 1800
Relinquished by: <i>[Signature]</i>	Date: 8/17/12	Time: 1230	Received by: <i>[Signature]</i>	Date: 8/17/12	Time: 0320
Relinquished by: <i>[Signature]</i>	Date: 8/17/12	Time: 1630	Received by: FE	Date:	Time:
Relinquished by Commercial Carrier: UPS <u>FedEx</u> Other _____	Temperature Upon Receipt: 5.4 °C		Received by: <i>[Signature]</i>	Date: 8-17-12	Time: 945
Custody Seals Intact? <u>Yes</u> No					

Chevron California Region Analysis Request/Chain of Custody



6768294-95
 For Lancaster Laboratories use only
 253413
 Acct. #: 10880 Sample #: 6759573-611 SCR#: 1321464
1329796

GLOBAL ID: T0600102238

Facility #: CHEVRON 91851
 Site Address: 451 HEGENBERGER ROAD, OAKLAND
 Chevron PM: CATALINA ESPINO DEYNE Lead Consultant: CRA
 Consultant/Office: EMERYVILLE, CA
 Consultant Prj. Mgr.: NATHAN LEE
 Consultant Phone #: (510) 420-0700 Fax #: (510) 420-9770
 Sampler: OYAN
 Service Order #: _____ Non SAR: _____

Analyses Requested

Preservation Codes									
<input type="checkbox"/>	<input type="checkbox"/>	<input type="checkbox"/>	<input type="checkbox"/>	<input type="checkbox"/>	<input type="checkbox"/>	<input type="checkbox"/>	<input type="checkbox"/>	<input type="checkbox"/>	<input type="checkbox"/>

Preservative Codes

H = HCl T = Thiosulfate
 N = HNO₃ B = NaOH
 S = H₂SO₄ O = Other

J value reporting needed
 Must meet lowest detection limits possible for 8260 compounds

8021 MTBE Confirmation
 Confirm highest hit by 8260
 Confirm all hits by 8260
 Run ___ oxy's on highest hit
 Run ___ oxy's on all hits

Field Point Name	Matrix	Repeat Sample	Top Depth	Year Month Day	Time Collected	New Field Pt.	Grab	Composite	Total Number of Containers	BTEX + MTBE 8260	TPH 8015 MOD GRO	TPH 8015 MOD DRO	8260 full scan	Oxygenates	Lead 7420	TPH 8015 MOD	MOTOR OIL	SILICA GEL CLEANUP
B-10	SOIL	—	3'	2012 08 17	1210	—	X	X	1	X	X	X				X	X	X
B-10			6'		1230	—	X	X	1	X	X	X				X	X	X
B-10			9'		1305	—	X	X	1	X	X	X				X	X	X
B-17			3'		1315	—	X	X	1	X	X	X				X	X	X
B-17			6'		1340	—	X	X	1	X	X	X				X	X	X
B-22			3'		1430	—	X	X	1	X	X	X				X	X	X
B-22			6'		1455	—	X	X	1	X	X	X				X	X	X
B-22			9'		1520	—	X	X	1	X	X	X				X	X	X

Comments / Remarks

PLEASE SEND RESULTS TO NLEE@CRAWORLD.COM

SILICA GEL FOR A 10 GRAM GLASS COLUMN CLEANUP W/ A CAPRIC ACID REVERSE SURROGATE

CONTINGENCY ANALYSIS FROM ALL SAMPLES THE SAMPLE W/ THE 2 HIGHEST CONCENTRATIONS FOR: FULL SCAN VOCs BY 8260; SVOCs BY BETD AND WPT METALS.

Turnaround Time Requested (TAT) (please circle)

STD. TAT	72 hour	48 hour
24 hour *	4 day	5 day

Data Package Options (please circle if required)

QC Summary Type I - Full
 Type VI (Raw Data) Coelt Deliverable not needed
 WIP (RWQCB)
 Disk

Relinquished by: <u>[Signature]</u>	Date: <u>8/17/12</u>	Time: <u>1600</u>	Received by: <u>FED EX</u>	Date: <u>8/17/12</u>	Time: <u>1600</u>
Relinquished by: _____	Date: _____	Time: _____	Received by: _____	Date: _____	Time: _____
Relinquished by: _____	Date: _____	Time: _____	Received by: _____	Date: _____	Time: _____
Relinquished by Commercial Carrier: <u>FedEx</u>	UPS	Other: _____	Received by: <u>[Signature]</u>	Date: <u>8/17/12</u>	Time: <u>1600</u>
Temperature Upon Receipt: <u>16</u> °C	Custody Seals Intact? Yes No				

Explanation of Symbols and Abbreviations

The following defines common symbols and abbreviations used in reporting technical data:

RL	Reporting Limit	BMQL	Below Minimum Quantitation Level
N.D.	none detected	MPN	Most Probable Number
TNTC	Too Numerous To Count	CP Units	cobalt-chloroplatinate units
IU	International Units	NTU	nephelometric turbidity units
umhos/cm	micromhos/cm	ng	nanogram(s)
C	degrees Celsius	F	degrees Fahrenheit
meq	milliequivalents	lb.	pound(s)
g	gram(s)	kg	kilogram(s)
µg	microgram(s)	mg	milligram(s)
mL	milliliter(s)	L	liter(s)
m³	cubic meter(s)	µL	microliter(s)
		pg/L	picogram/liter
<	less than - The number following the sign is the <u>limit of quantitation</u> , the smallest amount of analyte which can be reliably determined using this specific test.		
>	greater than		
ppm	parts per million - One ppm is equivalent to one milligram per kilogram (mg/kg), or one gram per million grams. For aqueous liquids, ppm is usually taken to be equivalent to milligrams per liter (mg/l), because one liter of water has a weight very close to a kilogram. For gases or vapors, one ppm is equivalent to one microliter of gas per liter of gas.		
ppb	parts per billion		
Dry weight basis	Results printed under this heading have been adjusted for moisture content. This increases the analyte weight concentration to approximate the value present in a similar sample without moisture. All other results are reported on an as-received basis.		

Data Qualifiers:

C – result confirmed by reanalysis.

J - estimated value – The result is \geq the Method Detection Limit (MDL) and $<$ the Limit of Quantitation (LOQ).

U.S. EPA CLP Data Qualifiers:

Organic Qualifiers		Inorganic Qualifiers	
A	TIC is a possible aldol-condensation product	B	Value is $<$ CRDL, but \geq IDL
B	Analyte was also detected in the blank	E	Estimated due to interference
C	Pesticide result confirmed by GC/MS	M	Duplicate injection precision not met
D	Compound quantitated on a diluted sample	N	Spike sample not within control limits
E	Concentration exceeds the calibration range of the instrument	S	Method of standard additions (MSA) used for calculation
N	Presumptive evidence of a compound (TICs only)	U	Compound was not detected
P	Concentration difference between primary and confirmation columns $>25\%$	W	Post digestion spike out of control limits
U	Compound was not detected	*	Duplicate analysis not within control limits
X,Y,Z	Defined in case narrative	+	Correlation coefficient for MSA <0.995

Analytical test results meet all requirements of NELAC unless otherwise noted under the individual analysis.

Measurement uncertainty values, as applicable, are available upon request.

Tests results relate only to the sample tested. Clients should be aware that a critical step in a chemical or microbiological analysis is the collection of the sample. Unless the sample analyzed is truly representative of the bulk of material involved, the test results will be meaningless. If you have questions regarding the proper techniques of collecting samples, please contact us. We cannot be held responsible for sample integrity, however, unless sampling has been performed by a member of our staff. This report shall not be reproduced except in full, without the written approval of the laboratory.

Times are local to the area of activity. Parameters listed in the 40 CFR part 136 Table II as “analyze immediately” are not performed within 15 minutes.

WARRANTY AND LIMITS OF LIABILITY - In accepting analytical work, we warrant the accuracy of test results for the sample as submitted. THE FOREGOING EXPRESS WARRANTY IS EXCLUSIVE AND IS GIVEN IN LIEU OF ALL OTHER WARRANTIES, EXPRESSED OR IMPLIED. WE DISCLAIM ANY OTHER WARRANTIES, EXPRESSED OR IMPLIED, INCLUDING A WARRANTY OF FITNESS FOR PARTICULAR PURPOSE AND WARRANTY OF MERCHANTABILITY. IN NO EVENT SHALL LANCASTER LABORATORIES BE LIABLE FOR INDIRECT, SPECIAL, CONSEQUENTIAL, OR INCIDENTAL DAMAGES INCLUDING, BUT NOT LIMITED TO, DAMAGES FOR LOSS OF PROFIT OR GOODWILL REGARDLESS OF (A) THE NEGLIGENCE (EITHER SOLE OR CONCURRENT) OF LANCASTER LABORATORIES AND (B) WHETHER LANCASTER LABORATORIES HAS BEEN INFORMED OF THE POSSIBILITY OF SUCH DAMAGES. We accept no legal responsibility for the purposes for which the client uses the test results. No purchase order or other order for work shall be accepted by Lancaster Laboratories which includes any conditions that vary from the Standard Terms and Conditions, and Lancaster hereby objects to any conflicting terms contained in any acceptance or order submitted by client.

ANALYTICAL RESULTS

Prepared by:

Lancaster Laboratories
2425 New Holland Pike
Lancaster, PA 17605-2425

Prepared for:

ChevronTexaco
6001 Bollinger Canyon Rd L4310
San Ramon CA 94583

August 30, 2012

Project: 91851

Submittal Date: 08/18/2012
Group Number: 1329799
PO Number: 0015098202
Release Number: ESPINO DEVINE

State of Sample Origin: CA

<u>Client Sample Description</u>	<u>Lancaster Labs (LLD) #</u>
B-18-S-120817 Composite Soil	6759632
B-18-S-120817 Composite Soil	6759635
B-19-S-120817 Composite Soil	6759636
B-19-S-120817 Composite Soil	6759637
B-19-S-120817 Composite Soil	6759639
B-20-S-120817 Composite Soil	6759640
B-20-S-120817 Composite Soil	6759643
B-21-S-120817 Composite Soil	6759644
B-21-S-120817 Composite Soil	6759645
B-21-S-120817 Composite Soil	6759647

The specific methodologies used in obtaining the enclosed analytical results are indicated on the Laboratory Sample Analysis Record.

ELECTRONIC Chevron
COPY TO
ELECTRONIC CRA
COPY TOAttn: CRA EDD

Attn: Nathan Lee

Respectfully Submitted,



Natalie R. Luciano
Specialist

(717) 556-7258

Sample Description: B-18-S-120817 Composite Soil
Facility# 91851 CRAW
451 Hegenberger-Oakland T0600102238 B-18

LLI Sample # SW 6759632
LLI Group # 1329799
Account # 10880

Project Name: 91851

Collected: 08/17/2012 13:25 by OY
 through 08/17/2012 14:07
 Submitted: 08/18/2012 09:45
 Reported: 08/30/2012 16:42

ChevronTexaco
 6001 Bollinger Canyon Rd L4310
 San Ramon CA 94583

ARB18

CAT No.	Analysis Name	CAS Number	As Received Result	As Received Method Detection Limit*	As Received Limit of Quantitation	Dilution Factor
GC/MS	Volatiles	SW-846 8260B	mg/kg	mg/kg	mg/kg	
10237	Acetone	67-64-1	N.D.	0.007	0.019	0.96
10237	t-Amyl methyl ether	994-05-8	N.D.	0.001	0.005	0.96
10237	Benzene	71-43-2	0.001	0.0005	0.005	0.96
10237	Bromobenzene	108-86-1	N.D.	0.001	0.005	0.96
10237	Bromochloromethane	74-97-5	N.D.	0.001	0.005	0.96
10237	Bromodichloromethane	75-27-4	N.D.	0.001	0.005	0.96
10237	Bromoform	75-25-2	N.D.	0.001	0.005	0.96
10237	Bromomethane	74-83-9	N.D.	0.002	0.005	0.96
10237	2-Butanone	78-93-3	N.D.	0.004	0.01	0.96
10237	t-Butyl alcohol	75-65-0	N.D.	0.019	0.096	0.96
10237	n-Butylbenzene	104-51-8	0.002	0.001	0.005	0.96
10237	sec-Butylbenzene	135-98-8	0.002	0.001	0.005	0.96
10237	tert-Butylbenzene	98-06-6	N.D.	0.001	0.005	0.96
10237	Carbon Disulfide	75-15-0	N.D.	0.001	0.005	0.96
10237	Carbon Tetrachloride	56-23-5	N.D.	0.001	0.005	0.96
10237	Chlorobenzene	108-90-7	N.D.	0.001	0.005	0.96
10237	Chloroethane	75-00-3	N.D.	0.002	0.005	0.96
10237	2-Chloroethyl Vinyl Ether	110-75-8	N.D.	0.002	0.01	0.96
10237	Chloroform	67-66-3	N.D.	0.001	0.005	0.96
10237	Chloromethane	74-87-3	N.D.	0.002	0.005	0.96
10237	2-Chlorotoluene	95-49-8	N.D.	0.001	0.005	0.96
10237	4-Chlorotoluene	106-43-4	N.D.	0.001	0.005	0.96
10237	1,2-Dibromo-3-chloropropane	96-12-8	N.D.	0.002	0.005	0.96
10237	Dibromochloromethane	124-48-1	N.D.	0.001	0.005	0.96
10237	1,2-Dibromoethane	106-93-4	N.D.	0.001	0.005	0.96
10237	Dibromomethane	74-95-3	N.D.	0.001	0.005	0.96
10237	1,2-Dichlorobenzene	95-50-1	N.D.	0.001	0.005	0.96
10237	1,3-Dichlorobenzene	541-73-1	N.D.	0.001	0.005	0.96
10237	1,4-Dichlorobenzene	106-46-7	N.D.	0.001	0.005	0.96
10237	Dichlorodifluoromethane	75-71-8	N.D.	0.002	0.005	0.96
10237	1,1-Dichloroethane	75-34-3	N.D.	0.001	0.005	0.96
10237	1,2-Dichloroethane	107-06-2	N.D.	0.001	0.005	0.96
10237	1,1-Dichloroethene	75-35-4	N.D.	0.001	0.005	0.96
10237	cis-1,2-Dichloroethene	156-59-2	N.D.	0.001	0.005	0.96
10237	trans-1,2-Dichloroethene	156-60-5	N.D.	0.001	0.005	0.96
10237	1,2-Dichloropropane	78-87-5	N.D.	0.001	0.005	0.96
10237	1,3-Dichloropropane	142-28-9	N.D.	0.001	0.005	0.96
10237	2,2-Dichloropropane	594-20-7	N.D.	0.001	0.005	0.96
10237	1,1-Dichloropropene	563-58-6	N.D.	0.001	0.005	0.96
10237	cis-1,3-Dichloropropene	10061-01-5	N.D.	0.001	0.005	0.96
10237	trans-1,3-Dichloropropene	10061-02-6	N.D.	0.001	0.005	0.96
10237	Ethanol	64-17-5	N.D.	0.096	0.48	0.96
10237	Ethyl t-butyl ether	637-92-3	N.D.	0.001	0.005	0.96
10237	Ethylbenzene	100-41-4	N.D.	0.001	0.005	0.96
10237	Freon 113	76-13-1	N.D.	0.002	0.01	0.96
10237	Hexachlorobutadiene	87-68-3	N.D.	0.002	0.005	0.96
10237	2-Hexanone	591-78-6	N.D.	0.003	0.01	0.96
10237	di-Isopropyl ether	108-20-3	N.D.	0.001	0.005	0.96
10237	Isopropylbenzene	98-82-8	0.003	0.001	0.005	0.96
10237	p-Isopropyltoluene	99-87-6	N.D.	0.001	0.005	0.96

*=This limit was used in the evaluation of the final result

Sample Description: B-18-S-120817 Composite Soil
Facility# 91851 CRAW
451 Hegenberger-Oakland T0600102238 B-18

LLI Sample # SW 6759632
LLI Group # 1329799
Account # 10880

Project Name: 91851

Collected: 08/17/2012 13:25 by OY
 through 08/17/2012 14:07
 Submitted: 08/18/2012 09:45
 Reported: 08/30/2012 16:42

ChevronTexaco
 6001 Bollinger Canyon Rd L4310
 San Ramon CA 94583

ARB18

CAT No.	Analysis Name	CAS Number	As Received Result	As Received Method Detection Limit*	As Received Limit of Quantitation	Dilution Factor
GC/MS Volatiles SW-846 8260B						
10237	Methyl Tertiary Butyl Ether	1634-04-4	0.003	0.0005	0.005	0.96
10237	4-Methyl-2-pentanone	108-10-1	N.D.	0.003	0.01	0.96
10237	Methylene Chloride	75-09-2	0.002	0.002	0.005	0.96
10237	Naphthalene	91-20-3	N.D.	0.001	0.005	0.96
10237	n-Propylbenzene	103-65-1	0.006	0.001	0.005	0.96
10237	Styrene	100-42-5	N.D.	0.001	0.005	0.96
10237	1,1,1,2-Tetrachloroethane	630-20-6	N.D.	0.001	0.005	0.96
10237	1,1,2,2-Tetrachloroethane	79-34-5	N.D.	0.001	0.005	0.96
10237	Tetrachloroethene	127-18-4	N.D.	0.001	0.005	0.96
10237	Toluene	108-88-3	0.001	0.001	0.005	0.96
10237	1,2,3-Trichlorobenzene	87-61-6	N.D.	0.001	0.005	0.96
10237	1,2,4-Trichlorobenzene	120-82-1	N.D.	0.001	0.005	0.96
10237	1,1,1-Trichloroethane	71-55-6	N.D.	0.001	0.005	0.96
10237	1,1,2-Trichloroethane	79-00-5	N.D.	0.001	0.005	0.96
10237	Trichloroethene	79-01-6	N.D.	0.001	0.005	0.96
10237	Trichlorofluoromethane	75-69-4	N.D.	0.002	0.005	0.96
10237	1,2,3-Trichloropropane	96-18-4	N.D.	0.001	0.005	0.96
10237	1,2,4-Trimethylbenzene	95-63-6	N.D.	0.001	0.005	0.96
10237	1,3,5-Trimethylbenzene	108-67-8	N.D.	0.001	0.005	0.96
10237	Vinyl Chloride	75-01-4	N.D.	0.001	0.005	0.96
10237	m+p-Xylene	179601-23-1	N.D.	0.001	0.005	0.96
10237	o-Xylene	95-47-6	N.D.	0.001	0.005	0.96
GC/MS Organolead SW-846 8270C						
04221	tetraethyl lead	78-00-2	N.D.	0.033	0.17	1
GC/MS Semivolatiles SW-846 8270C						
10727	Acenaphthene	83-32-9	0.006	0.003	0.017	1
10727	Acenaphthylene	208-96-8	0.007	0.003	0.017	1
10727	Anthracene	120-12-7	0.027	0.003	0.017	1
10727	Benzo(a)anthracene	56-55-3	0.045	0.003	0.017	1
10727	Benzo(a)pyrene	50-32-8	0.028	0.003	0.017	1
10727	Benzo(b)fluoranthene	205-99-2	0.023	0.003	0.017	1
10727	Benzo(g,h,i)perylene	191-24-2	0.045	0.003	0.017	1
10727	Benzo(k)fluoranthene	207-08-9	0.012	0.003	0.017	1
10727	4-Bromophenyl-phenylether	101-55-3	N.D.	0.016	0.033	1
10727	Butylbenzylphthalate	85-68-7	N.D.	0.066	0.16	1
10727	Di-n-butylphthalate	84-74-2	N.D.	0.066	0.16	1
10727	Carbazole	86-74-8	N.D.	0.016	0.033	1
10727	4-Chloro-3-methylphenol	59-50-7	N.D.	0.016	0.033	1
10727	4-Chloroaniline	106-47-8	N.D.	0.016	0.033	1
10727	bis(2-Chloroethoxy)methane	111-91-1	N.D.	0.016	0.033	1
10727	bis(2-Chloroethyl)ether	111-44-4	N.D.	0.016	0.033	1
10727	2-Chloronaphthalene	91-58-7	N.D.	0.007	0.033	1
10727	2-Chlorophenol	95-57-8	N.D.	0.016	0.033	1
10727	4-Chlorophenyl-phenylether	7005-72-3	N.D.	0.016	0.033	1
10727	2,2'-oxybis(1-Chloropropane)	108-60-1	N.D.	0.016	0.033	1

*=This limit was used in the evaluation of the final result

Sample Description: B-18-S-120817 Composite Soil
Facility# 91851 CRAW
451 Hegenberger-Oakland T0600102238 B-18

LLI Sample # SW 6759632
LLI Group # 1329799
Account # 10880

Project Name: 91851

Collected: 08/17/2012 13:25 by OY
 through 08/17/2012 14:07
 Submitted: 08/18/2012 09:45
 Reported: 08/30/2012 16:42

ChevronTexaco
 6001 Bollinger Canyon Rd L4310
 San Ramon CA 94583

ARB18

CAT No.	Analysis Name	CAS Number	As Received Result	As Received Method Detection Limit*	As Received Limit of Quantitation	Dilution Factor
GC/MS	Semivolatiles SW-846 8270C		mg/kg	mg/kg	mg/kg	
	Bis(2-chloroisopropyl) ether CAS #39638-32-9 and 2,2'-Oxybis(1-chloropropane) CAS #108-60-1 cannot be separated chromatographically. The reported result represents the combined total of both compounds.					
10727	Chrysene	218-01-9	0.039	0.003	0.017	1
10727	Dibenz(a,h)anthracene	53-70-3	N.D.	0.003	0.017	1
10727	Dibenzofuran	132-64-9	N.D.	0.016	0.033	1
10727	1,2-Dichlorobenzene	95-50-1	N.D.	0.016	0.033	1
10727	1,3-Dichlorobenzene	541-73-1	N.D.	0.016	0.033	1
10727	1,4-Dichlorobenzene	106-46-7	N.D.	0.016	0.033	1
10727	3,3'-Dichlorobenzidine	91-94-1	N.D.	0.099	0.33	1
10727	2,4-Dichlorophenol	120-83-2	N.D.	0.016	0.033	1
10727	Diethylphthalate	84-66-2	N.D.	0.066	0.16	1
10727	2,4-Dimethylphenol	105-67-9	N.D.	0.016	0.033	1
10727	Dimethylphthalate	131-11-3	N.D.	0.066	0.16	1
10727	4,6-Dinitro-2-methylphenol	534-52-1	N.D.	0.16	0.49	1
10727	2,4-Dinitrophenol	51-28-5	N.D.	0.30	0.99	1
10727	2,4-Dinitrotoluene	121-14-2	N.D.	0.066	0.16	1
10727	2,6-Dinitrotoluene	606-20-2	N.D.	0.016	0.033	1
10727	bis(2-Ethylhexyl)phthalate	117-81-7	0.24	0.066	0.17	1
10727	Fluoranthene	206-44-0	0.043	0.003	0.017	1
10727	Fluorene	86-73-7	0.022	0.003	0.017	1
10727	Hexachlorobenzene	118-74-1	N.D.	0.003	0.017	1
10727	Hexachlorobutadiene	87-68-3	N.D.	0.016	0.033	1
10727	Hexachlorocyclopentadiene	77-47-4	N.D.	0.16	0.49	1
10727	Hexachloroethane	67-72-1	N.D.	0.033	0.16	1
10727	Indeno(1,2,3-cd)pyrene	193-39-5	0.011	0.003	0.017	1
10727	Isophorone	78-59-1	N.D.	0.016	0.033	1
10727	2-Methylnaphthalene	91-57-6	0.007	0.003	0.017	1
10727	2-Methylphenol	95-48-7	N.D.	0.016	0.033	1
10727	4-Methylphenol	106-44-5	N.D.	0.016	0.033	1
	3-Methylphenol and 4-methylphenol cannot be resolved under the chromatographic conditions used for sample analysis. The result reported for 4-methylphenol represents the combined total of both compounds.					
10727	Naphthalene	91-20-3	0.014	0.003	0.017	1
10727	2-Nitroaniline	88-74-4	N.D.	0.016	0.033	1
10727	3-Nitroaniline	99-09-2	N.D.	0.066	0.16	1
10727	4-Nitroaniline	100-01-6	N.D.	0.066	0.16	1
10727	Nitrobenzene	98-95-3	N.D.	0.016	0.033	1
10727	2-Nitrophenol	88-75-5	N.D.	0.016	0.033	1
10727	4-Nitrophenol	100-02-7	N.D.	0.16	0.49	1
10727	N-Nitroso-di-n-propylamine	621-64-7	N.D.	0.016	0.033	1
10727	N-Nitrosodiphenylamine	86-30-6	N.D.	0.016	0.033	1
	N-nitrosodiphenylamine decomposes in the GC inlet forming diphenylamine. The result reported for N-nitrosodiphenylamine represents the combined total of both compounds.					
10727	Di-n-octylphthalate	117-84-0	N.D.	0.066	0.16	1
10727	Pentachlorophenol	87-86-5	N.D.	0.033	0.17	1
10727	Phenanthrene	85-01-8	0.067	0.003	0.017	1
10727	Phenol	108-95-2	N.D.	0.016	0.033	1

*=This limit was used in the evaluation of the final result

Sample Description: B-18-S-120817 Composite Soil
Facility# 91851 CRAW
451 Hegenberger-Oakland T0600102238 B-18

LLI Sample # SW 6759632
LLI Group # 1329799
Account # 10880

Project Name: 91851

Collected: 08/17/2012 13:25 by OY
 through 08/17/2012 14:07
 Submitted: 08/18/2012 09:45
 Reported: 08/30/2012 16:42

ChevronTexaco
 6001 Bollinger Canyon Rd L4310
 San Ramon CA 94583

ARB18

CAT No.	Analysis Name	CAS Number	As Received Result	As Received Method Detection Limit*	As Received Limit of Quantitation	Dilution Factor
GC/MS Semivolatiles SW-846 8270C						
10727	Pyrene	129-00-0	0.091	0.003	0.017	1
10727	1,2,4-Trichlorobenzene	120-82-1	N.D.	0.016	0.033	1
10727	2,4,5-Trichlorophenol	95-95-4	N.D.	0.016	0.033	1
10727	2,4,6-Trichlorophenol	88-06-2	N.D.	0.016	0.033	1
GC Volatiles SW-846 8015B modified						
01725	TPH-GRO N. CA soil C6-C12	n.a.	6.9	1	1	24.7
Pesticides/PCBs SW-846 8082						
10736	PCB-1016	12674-11-2	N.D.	0.0036	0.017	1
10736	PCB-1221	11104-28-2	N.D.	0.0046	0.017	1
10736	PCB-1232	11141-16-5	N.D.	0.0079	0.017	1
10736	PCB-1242	53469-21-9	N.D.	0.0033	0.017	1
10736	PCB-1248	12672-29-6	N.D.	0.0033	0.017	1
10736	PCB-1254	11097-69-1	N.D.	0.0033	0.017	1
10736	PCB-1260	11096-82-5	N.D.	0.0049	0.017	1
GC Miscellaneous SW-846 8015B						
10941	TPH-DRO soil C10-C28 microwave	n.a.	94	3.9	12	1
GC Petroleum SW-846 8015B modified						
Hydrocarbons						
02516	Total TPH	n.a.	180	9.8	30	1
02516	TPH Motor Oil C16-C36	n.a.	180	9.8	30	1
TPH quantitation is based on peak area comparison of the sample pattern to that of a hydrocarbon component mix calibration in a range that includes C8 (n-octane) through C40 (n-tetracontane) normal hydrocarbons.						
Metals SW-846 6010B						
06944	Antimony	7440-36-0	2.08	0.485	1.94	1
06935	Arsenic	7440-38-2	7.59	0.320	1.94	1
06946	Barium	7440-39-3	140	0.0320	0.485	1
06947	Beryllium	7440-41-7	0.547	0.0650	0.485	1
06949	Cadmium	7440-43-9	0.547	0.0320	0.485	1
06951	Chromium	7440-47-3	50.3	0.0854	1.46	1
06952	Cobalt	7440-48-4	9.94	0.0874	0.485	1
06953	Copper	7440-50-8	29.6	0.175	0.971	1
06955	Lead	7439-92-1	48.8	0.456	1.46	1
06960	Molybdenum	7439-98-7	0.825	0.165	0.971	1
06961	Nickel	7440-02-0	47.7	0.107	0.971	1
06936	Selenium	7782-49-2	N.D.	0.699	1.94	1
06966	Silver	7440-22-4	0.546	0.136	0.485	1
06925	Thallium	7440-28-0	N.D.	0.359	2.91	1
06971	Vanadium	7440-62-2	53.4	0.107	0.485	1
06972	Zinc	7440-66-6	58.9	0.194	1.94	1

*=This limit was used in the evaluation of the final result

Sample Description: B-18-S-120817 Composite Soil
Facility# 91851 CRAW
451 Hegenberger-Oakland T0600102238 B-18

LLI Sample # SW 6759632
LLI Group # 1329799
Account # 10880

Project Name: 91851

Collected: 08/17/2012 13:25 by OY
 through 08/17/2012 14:07
 Submitted: 08/18/2012 09:45
 Reported: 08/30/2012 16:42

ChevronTexaco
 6001 Bollinger Canyon Rd L4310
 San Ramon CA 94583

ARB18

CAT No.	Analysis Name	CAS Number	As Received Result	As Received Method Detection Limit*	As Received Limit of Quantitation	Dilution Factor
Metals		SW-846 7471A	mg/kg	mg/kg	mg/kg	
00159	Mercury	7439-97-6	0.0327	0.0102	0.0983	1

General Sample Comments

State of California Lab Certification No. 2501

All QC is compliant unless otherwise noted. Please refer to the Quality Control Summary for overall QC performance data and associated samples.

Laboratory Sample Analysis Record

CAT No.	Analysis Name	Method	Trial#	Batch#	Analysis Date and Time	Analyst	Dilution Factor
10237	8260 Full List + Sep Xylenes	SW-846 8260B	1	B122391AA	08/26/2012 18:54	Andrea E Lando	0.96
00374	GC/MS - Bulk Soil Prep	SW-846 5035A Modified	1	201223328560	08/20/2012 09:33	Larry E Bevins	n.a.
00374	GC/MS - Bulk Soil Prep	SW-846 5035A Modified	2	201223328560	08/20/2012 09:33	Larry E Bevins	n.a.
06646	GC/MS HL Bulk Sample Prep	SW-846 5035A Modified	1	201223328560	08/20/2012 09:22	Larry E Bevins	n.a.
04221	Organolead in Soil by GC/MS	SW-846 8270C	1	12240SLA026	08/28/2012 13:16	Chad A Moline	1
10727	TCL 8270 (microwave)	SW-846 8270C	1	12235SLC026	08/27/2012 14:16	Chad A Moline	1
10809	BNA Soil Microwave	SW-846 3546	1	12235SLC026	08/23/2012 08:30	Katheryne V Sponheimer	1
10498	TEL Soil Microwave	SW-846 3546	1	12240SLA026	08/27/2012 14:00	David S Schrum	1
01725	TPH-GRO N. CA soil C6-C12	SW-846 8015B modified	1	12234A34A	08/22/2012 20:00	Laura M Krieger	24.7
01150	GC - Bulk Soil Prep	SW-846 5035A Modified	1	201223328560	08/20/2012 09:23	Larry E Bevins	n.a.
10736	PCBs Soil 8082 Microwave	SW-846 8082	1	122330015A	08/23/2012 13:34	Jamie L Brillhart	1
10497	PCB Microwave Soil Extraction	SW-846 3546	1	122330015A	08/20/2012 23:20	Roman Kuropatkin	1
10941	TPH-DRO soil C10-C28 microwave	SW-846 8015B	1	122340022A	08/23/2012 21:04	Christine E Dolman	1
02516	TPH Fuels by GC (Soils)	SW-846 8015B modified	1	122340023A	08/22/2012 19:24	Heather E Williams	1
10942	Microwave Extraction-DRO soils	SW-846 3546	1	122340022A	08/22/2012 08:00	Olivia Arosemena	1
11218	TPH Fuels Soils Extraction	SW-846 3550B	1	122340023A	08/22/2012 08:00	Olivia Arosemena	1
06944	Antimony	SW-846 6010B	1	122335708009	08/21/2012 21:37	John W Yanzuk II	1
06935	Arsenic	SW-846 6010B	1	122335708009	08/21/2012 21:37	John W Yanzuk II	1
06946	Barium	SW-846 6010B	1	122335708009	08/21/2012 21:37	John W Yanzuk II	1
06947	Beryllium	SW-846 6010B	1	122335708009	08/21/2012 21:37	John W Yanzuk II	1
06949	Cadmium	SW-846 6010B	1	122335708009	08/21/2012 21:37	John W Yanzuk II	1

*=This limit was used in the evaluation of the final result

Sample Description: B-18-S-120817 Composite Soil
Facility# 91851 CRAW
451 Hegenberger-Oakland T0600102238 B-18

LLI Sample # SW 6759632
LLI Group # 1329799
Account # 10880

Project Name: 91851

Collected: 08/17/2012 13:25 by OY
 through 08/17/2012 14:07
 Submitted: 08/18/2012 09:45
 Reported: 08/30/2012 16:42

ChevronTexaco
 6001 Bollinger Canyon Rd L4310
 San Ramon CA 94583

ARB18

Laboratory Sample Analysis Record

CAT No.	Analysis Name	Method	Trial#	Batch#	Analysis Date and Time		Analyst	Dilution Factor
06951	Chromium	SW-846 6010B	1	122335708009	08/21/2012	21:37	John W Yanzuk II	1
06952	Cobalt	SW-846 6010B	1	122335708009	08/21/2012	21:37	John W Yanzuk II	1
06953	Copper	SW-846 6010B	1	122335708009	08/21/2012	21:37	John W Yanzuk II	1
06955	Lead	SW-846 6010B	1	122335708009	08/21/2012	21:37	John W Yanzuk II	1
06960	Molybdenum	SW-846 6010B	1	122335708009	08/21/2012	21:37	John W Yanzuk II	1
06961	Nickel	SW-846 6010B	1	122335708009	08/21/2012	21:37	John W Yanzuk II	1
06936	Selenium	SW-846 6010B	1	122335708009	08/21/2012	21:37	John W Yanzuk II	1
06966	Silver	SW-846 6010B	1	122335708009	08/21/2012	21:37	John W Yanzuk II	1
06925	Thallium	SW-846 6010B	1	122335708009	08/21/2012	21:37	John W Yanzuk II	1
06971	Vanadium	SW-846 6010B	1	122335708009	08/21/2012	21:37	John W Yanzuk II	1
06972	Zinc	SW-846 6010B	1	122335708009	08/21/2012	21:37	John W Yanzuk II	1
00159	Mercury	SW-846 7471A	1	122335711002	08/22/2012	08:36	Damary Valentin	1
05708	SW SW846 ICP/ICP MS Digest	SW-846 3050B	1	122335708009	08/20/2012	23:02	Annamaria Stipkovits	1
05711	SW SW846 Hg Digest	SW-846 7471A modified	1	122335711002	08/21/2012	02:20	Annamaria Stipkovits	1

Sample Description: B-18-S-120817 Composite Soil
 Facility# 91851 STLC NVE CRAW
 451 Hegenberger-Oakland T0600102238 B-18

LLI Sample # TL 6759635
 LLI Group # 1329799
 Account # 10880

Project Name: 91851

Collected: 08/17/2012 13:25 by OY
 through 08/17/2012 14:07
 Submitted: 08/18/2012 09:45
 Reported: 08/30/2012 16:42

ChevronTexaco
 6001 Bollinger Canyon Rd L4310
 San Ramon CA 94583

STB18

CAT No.	Analysis Name	CAS Number	As Received Result	As Received Method Detection Limit*	As Received Limit of Quantitation	Dilution Factor
Metals						
		SW-846 6010B	ug/l	ug/l	ug/l	
07051	Chromium	7440-47-3	119	28.6	390	1.04

General Sample Comments

State of California Lab Certification No. 2501
 The amount of sample collected for metals analysis was 250mL and the volume of preservation fluid added to the sample was 10mL.

If the analysis is for determination of Hazardous Waste Characteristics, see Table 1 in EPA Code of Federal Regulations 40 CFR 261.24.

All QC is compliant unless otherwise noted. Please refer to the Quality Control Summary for overall QC performance data and associated samples.

Laboratory Sample Analysis Record

CAT No.	Analysis Name	Method	Trial#	Batch#	Analysis Date and Time	Analyst	Dilution Factor
07051	Chromium	SW-846 6010B	1	122375705002	08/27/2012 06:03	Joanne M Gates	1.04
05705	WW/TL SW 846 ICP Digest (tot)	SW-846 3010A	1	122375705002	08/26/2012 09:50	James L Mertz	1
01435	Non-volatile WET	CCR Title 22 WET Sec 66700	1	12235-2486-1435	08/22/2012 11:15	Christina A Huber	n.a.

*=This limit was used in the evaluation of the final result

Sample Description: B-19-S-120817 Composite Soil
Facility# 91851 CRAW
451 Hegenberger-Oakland T0600102238 B-19

LLI Sample # SW 6759636
LLI Group # 1329799
Account # 10880

Project Name: 91851

Collected: 08/17/2012 13:56 by OY
 through 08/17/2012 14:31
 Submitted: 08/18/2012 09:45
 Reported: 08/30/2012 16:42

ChevronTexaco
 6001 Bollinger Canyon Rd L4310
 San Ramon CA 94583

ARB19

CAT No.	Analysis Name	CAS Number	As Received Result	As Received Method Detection Limit*	As Received Limit of Quantitation	Dilution Factor
GC/MS	Volatiles	SW-846 8260B	mg/kg	mg/kg	mg/kg	
10237	Acetone	67-64-1	0.024	0.007	0.019	0.97
10237	t-Amyl methyl ether	994-05-8	N.D.	0.001	0.005	0.97
10237	Benzene	71-43-2	0.003	0.0005	0.005	0.97
10237	Bromobenzene	108-86-1	N.D.	0.001	0.005	0.97
10237	Bromochloromethane	74-97-5	N.D.	0.001	0.005	0.97
10237	Bromodichloromethane	75-27-4	N.D.	0.001	0.005	0.97
10237	Bromoform	75-25-2	N.D.	0.001	0.005	0.97
10237	Bromomethane	74-83-9	N.D.	0.002	0.005	0.97
10237	2-Butanone	78-93-3	0.006	0.004	0.01	0.97
10237	t-Butyl alcohol	75-65-0	N.D.	0.019	0.097	0.97
10237	n-Butylbenzene	104-51-8	0.020	0.001	0.005	0.97
10237	sec-Butylbenzene	135-98-8	0.017	0.001	0.005	0.97
10237	tert-Butylbenzene	98-06-6	0.001	0.001	0.005	0.97
10237	Carbon Disulfide	75-15-0	N.D.	0.001	0.005	0.97
10237	Carbon Tetrachloride	56-23-5	N.D.	0.001	0.005	0.97
10237	Chlorobenzene	108-90-7	N.D.	0.001	0.005	0.97
10237	Chloroethane	75-00-3	N.D.	0.002	0.005	0.97
10237	2-Chloroethyl Vinyl Ether	110-75-8	N.D.	0.002	0.01	0.97
10237	Chloroform	67-66-3	N.D.	0.001	0.005	0.97
10237	Chloromethane	74-87-3	N.D.	0.002	0.005	0.97
10237	2-Chlorotoluene	95-49-8	N.D.	0.001	0.005	0.97
10237	4-Chlorotoluene	106-43-4	N.D.	0.001	0.005	0.97
10237	1,2-Dibromo-3-chloropropane	96-12-8	N.D.	0.002	0.005	0.97
10237	Dibromochloromethane	124-48-1	N.D.	0.001	0.005	0.97
10237	1,2-Dibromoethane	106-93-4	N.D.	0.001	0.005	0.97
10237	Dibromomethane	74-95-3	N.D.	0.001	0.005	0.97
10237	1,2-Dichlorobenzene	95-50-1	N.D.	0.001	0.005	0.97
10237	1,3-Dichlorobenzene	541-73-1	N.D.	0.001	0.005	0.97
10237	1,4-Dichlorobenzene	106-46-7	N.D.	0.001	0.005	0.97
10237	Dichlorodifluoromethane	75-71-8	N.D.	0.002	0.005	0.97
10237	1,1-Dichloroethane	75-34-3	N.D.	0.001	0.005	0.97
10237	1,2-Dichloroethane	107-06-2	N.D.	0.001	0.005	0.97
10237	1,1-Dichloroethene	75-35-4	N.D.	0.001	0.005	0.97
10237	cis-1,2-Dichloroethene	156-59-2	N.D.	0.001	0.005	0.97
10237	trans-1,2-Dichloroethene	156-60-5	N.D.	0.001	0.005	0.97
10237	1,2-Dichloropropane	78-87-5	N.D.	0.001	0.005	0.97
10237	1,3-Dichloropropane	142-28-9	N.D.	0.001	0.005	0.97
10237	2,2-Dichloropropane	594-20-7	N.D.	0.001	0.005	0.97
10237	1,1-Dichloropropene	563-58-6	N.D.	0.001	0.005	0.97
10237	cis-1,3-Dichloropropene	10061-01-5	N.D.	0.001	0.005	0.97
10237	trans-1,3-Dichloropropene	10061-02-6	N.D.	0.001	0.005	0.97
10237	Ethanol	64-17-5	N.D.	0.097	0.48	0.97
10237	Ethyl t-butyl ether	637-92-3	N.D.	0.001	0.005	0.97
10237	Ethylbenzene	100-41-4	0.002	0.001	0.005	0.97
10237	Freon 113	76-13-1	N.D.	0.002	0.01	0.97
10237	Hexachlorobutadiene	87-68-3	N.D.	0.002	0.005	0.97
10237	2-Hexanone	591-78-6	N.D.	0.003	0.01	0.97
10237	di-Isopropyl ether	108-20-3	N.D.	0.001	0.005	0.97
10237	Isopropylbenzene	98-82-8	0.009	0.001	0.005	0.97
10237	p-Isopropyltoluene	99-87-6	N.D.	0.001	0.005	0.97

*=This limit was used in the evaluation of the final result

Sample Description: B-19-S-120817 Composite Soil
Facility# 91851 CRAW
451 Hegenberger-Oakland T0600102238 B-19

LLI Sample # SW 6759636
LLI Group # 1329799
Account # 10880

Project Name: 91851

Collected: 08/17/2012 13:56 by OY
 through 08/17/2012 14:31
 Submitted: 08/18/2012 09:45
 Reported: 08/30/2012 16:42

ChevronTexaco
 6001 Bollinger Canyon Rd L4310
 San Ramon CA 94583

ARB19

CAT No.	Analysis Name	CAS Number	As Received Result	As Received Method Detection Limit*	As Received Limit of Quantitation	Dilution Factor
GC/MS	Volatiles	SW-846 8260B	mg/kg	mg/kg	mg/kg	
10237	Methyl Tertiary Butyl Ether	1634-04-4	0.004	0.0005	0.005	0.97
10237	4-Methyl-2-pentanone	108-10-1	N.D.	0.003	0.01	0.97
10237	Methylene Chloride	75-09-2	0.002	0.002	0.005	0.97
10237	Naphthalene	91-20-3	N.D.	0.001	0.005	0.97
10237	n-Propylbenzene	103-65-1	0.023	0.001	0.005	0.97
10237	Styrene	100-42-5	N.D.	0.001	0.005	0.97
10237	1,1,1,2-Tetrachloroethane	630-20-6	N.D.	0.001	0.005	0.97
10237	1,1,2,2-Tetrachloroethane	79-34-5	N.D.	0.001	0.005	0.97
10237	Tetrachloroethene	127-18-4	N.D.	0.001	0.005	0.97
10237	Toluene	108-88-3	0.001	0.001	0.005	0.97
10237	1,2,3-Trichlorobenzene	87-61-6	N.D.	0.001	0.005	0.97
10237	1,2,4-Trichlorobenzene	120-82-1	N.D.	0.001	0.005	0.97
10237	1,1,1-Trichloroethane	71-55-6	N.D.	0.001	0.005	0.97
10237	1,1,2-Trichloroethane	79-00-5	N.D.	0.001	0.005	0.97
10237	Trichloroethene	79-01-6	N.D.	0.001	0.005	0.97
10237	Trichlorofluoromethane	75-69-4	N.D.	0.002	0.005	0.97
10237	1,2,3-Trichloropropane	96-18-4	N.D.	0.001	0.005	0.97
10237	1,2,4-Trimethylbenzene	95-63-6	0.003	0.001	0.005	0.97
10237	1,3,5-Trimethylbenzene	108-67-8	N.D.	0.001	0.005	0.97
10237	Vinyl Chloride	75-01-4	N.D.	0.001	0.005	0.97
10237	m+p-Xylene	179601-23-1	N.D.	0.001	0.005	0.97
10237	o-Xylene	95-47-6	N.D.	0.001	0.005	0.97
GC/MS	Semivolatiles	SW-846 8270C	mg/kg	mg/kg	mg/kg	
10727	Acenaphthene	83-32-9	N.D.	0.033	0.17	10
10727	Acenaphthylene	208-96-8	N.D.	0.033	0.17	10
10727	Anthracene	120-12-7	0.065	0.033	0.17	10
10727	Benzo(a)anthracene	56-55-3	0.12	0.033	0.17	10
10727	Benzo(a)pyrene	50-32-8	0.066	0.033	0.17	10
10727	Benzo(b)fluoranthene	205-99-2	0.052	0.033	0.17	10
10727	Benzo(g,h,i)perylene	191-24-2	0.11	0.033	0.17	10
10727	Benzo(k)fluoranthene	207-08-9	0.042	0.033	0.17	10
10727	4-Bromophenyl-phenylether	101-55-3	N.D.	0.17	0.33	10
10727	Butylbenzylphthalate	85-68-7	N.D.	0.67	1.7	10
10727	Di-n-butylphthalate	84-74-2	N.D.	0.67	1.7	10
10727	Carbazole	86-74-8	N.D.	0.17	0.33	10
10727	4-Chloro-3-methylphenol	59-50-7	N.D.	0.17	0.33	10
10727	4-Chloroaniline	106-47-8	N.D.	0.17	0.33	10
10727	bis(2-Chloroethoxy)methane	111-91-1	N.D.	0.17	0.33	10
10727	bis(2-Chloroethyl)ether	111-44-4	N.D.	0.17	0.33	10
10727	2-Chloronaphthalene	91-58-7	N.D.	0.070	0.33	10
10727	2-Chlorophenol	95-57-8	N.D.	0.17	0.33	10
10727	4-Chlorophenyl-phenylether	7005-72-3	N.D.	0.17	0.33	10
10727	2,2'-oxybis(1-Chloropropane)	108-60-1	N.D.	0.17	0.33	10
	Bis(2-chloroisopropyl) ether CAS #39638-32-9 and 2,2'-Oxybis(1-chloropropane) CAS #108-60-1 cannot be separated chromatographically. The reported result represents the combined total of both compounds.					
10727	Chrysene	218-01-9	0.11	0.033	0.17	10

*=This limit was used in the evaluation of the final result

Sample Description: B-19-S-120817 Composite Soil
Facility# 91851 CRAW
451 Hegenberger-Oakland T0600102238 B-19

LLI Sample # SW 6759636
LLI Group # 1329799
Account # 10880

Project Name: 91851

Collected: 08/17/2012 13:56 by OY
 through 08/17/2012 14:31
 Submitted: 08/18/2012 09:45
 Reported: 08/30/2012 16:42

ChevronTexaco
 6001 Bollinger Canyon Rd L4310
 San Ramon CA 94583

ARB19

CAT No.	Analysis Name	CAS Number	As Received Result	As Received Method Detection Limit*	As Received Limit of Quantitation	Dilution Factor
GC/MS	Semivolatiles	SW-846 8270C	mg/kg	mg/kg	mg/kg	
10727	Dibenz (a, h) anthracene	53-70-3	N.D.	0.033	0.17	10
10727	Dibenzofuran	132-64-9	N.D.	0.17	0.33	10
10727	1,2-Dichlorobenzene	95-50-1	N.D.	0.17	0.33	10
10727	1,3-Dichlorobenzene	541-73-1	N.D.	0.17	0.33	10
10727	1,4-Dichlorobenzene	106-46-7	N.D.	0.17	0.33	10
10727	3,3'-Dichlorobenzidine	91-94-1	N.D.	1.0	3.3	10
10727	2,4-Dichlorophenol	120-83-2	N.D.	0.17	0.33	10
10727	Diethylphthalate	84-66-2	N.D.	0.67	1.7	10
10727	2,4-Dimethylphenol	105-67-9	N.D.	0.17	0.33	10
10727	Dimethylphthalate	131-11-3	N.D.	0.67	1.7	10
10727	4,6-Dinitro-2-methylphenol	534-52-1	N.D.	1.7	5.0	10
10727	2,4-Dinitrophenol	51-28-5	N.D.	3.0	10	10
10727	2,4-Dinitrotoluene	121-14-2	N.D.	0.67	1.7	10
10727	2,6-Dinitrotoluene	606-20-2	N.D.	0.17	0.33	10
10727	bis(2-Ethylhexyl)phthalate	117-81-7	0.74	0.67	1.7	10
10727	Fluoranthene	206-44-0	0.084	0.033	0.17	10
10727	Fluorene	86-73-7	0.058	0.033	0.17	10
10727	Hexachlorobenzene	118-74-1	N.D.	0.033	0.17	10
10727	Hexachlorobutadiene	87-68-3	N.D.	0.17	0.33	10
10727	Hexachlorocyclopentadiene	77-47-4	N.D.	1.7	5.0	10
10727	Hexachloroethane	67-72-1	N.D.	0.33	1.7	10
10727	Indeno (1,2,3-cd) pyrene	193-39-5	N.D.	0.033	0.17	10
10727	Isophorone	78-59-1	N.D.	0.17	0.33	10
10727	2-Methylnaphthalene	91-57-6	N.D.	0.033	0.17	10
10727	2-Methylphenol	95-48-7	N.D.	0.17	0.33	10
10727	4-Methylphenol	106-44-5	N.D.	0.17	0.33	10
	3-Methylphenol and 4-methylphenol cannot be resolved under the chromatographic conditions used for sample analysis. The result reported for 4-methylphenol represents the combined total of both compounds.					
10727	Naphthalene	91-20-3	N.D.	0.033	0.17	10
10727	2-Nitroaniline	88-74-4	N.D.	0.17	0.33	10
10727	3-Nitroaniline	99-09-2	N.D.	0.67	1.7	10
10727	4-Nitroaniline	100-01-6	N.D.	0.67	1.7	10
10727	Nitrobenzene	98-95-3	N.D.	0.17	0.33	10
10727	2-Nitrophenol	88-75-5	N.D.	0.17	0.33	10
10727	4-Nitrophenol	100-02-7	N.D.	1.7	5.0	10
10727	N-Nitroso-di-n-propylamine	621-64-7	N.D.	0.17	0.33	10
10727	N-Nitrosodiphenylamine	86-30-6	N.D.	0.17	0.33	10
	N-nitrosodiphenylamine decomposes in the GC inlet forming diphenylamine. The result reported for N-nitrosodiphenylamine represents the combined total of both compounds.					
10727	Di-n-octylphthalate	117-84-0	N.D.	0.67	1.7	10
10727	Pentachlorophenol	87-86-5	N.D.	0.33	1.7	10
10727	Phenanthrene	85-01-8	0.095	0.033	0.17	10
10727	Phenol	108-95-2	N.D.	0.17	0.33	10
10727	Pyrene	129-00-0	0.25	0.033	0.17	10
10727	1,2,4-Trichlorobenzene	120-82-1	N.D.	0.17	0.33	10
10727	2,4,5-Trichlorophenol	95-95-4	N.D.	0.17	0.33	10
10727	2,4,6-Trichlorophenol	88-06-2	N.D.	0.17	0.33	10

*=This limit was used in the evaluation of the final result

Sample Description: B-19-S-120817 Composite Soil
Facility# 91851 CRAW
 451 Hegenberger-Oakland T0600102238 B-19

LLI Sample # SW 6759636
LLI Group # 1329799
Account # 10880

Project Name: 91851

Collected: 08/17/2012 13:56 by OY
 through 08/17/2012 14:31
 Submitted: 08/18/2012 09:45
 Reported: 08/30/2012 16:42

ChevronTexaco
 6001 Bollinger Canyon Rd L4310
 San Ramon CA 94583

ARB19

CAT No.	Analysis Name	CAS Number	As Received Result	As Received Method Detection Limit*	As Received Limit of Quantitation	Dilution Factor
GC Volatiles SW-846 8015B modified mg/kg mg/kg mg/kg						
01725	TPH-GRO N. CA soil C6-C12	n.a.	11	2.0	2.0	50.61
Pesticides/PCBs SW-846 8082 mg/kg mg/kg mg/kg						
10736	PCB-1016	12674-11-2	N.D.	0.0036	0.017	1
10736	PCB-1221	11104-28-2	N.D.	0.0045	0.017	1
10736	PCB-1232	11141-16-5	N.D.	0.0079	0.017	1
10736	PCB-1242	53469-21-9	N.D.	0.0033	0.017	1
10736	PCB-1248	12672-29-6	N.D.	0.0033	0.017	1
10736	PCB-1254	11097-69-1	N.D.	0.0033	0.017	1
10736	PCB-1260	11096-82-5	N.D.	0.0048	0.017	1
GC Miscellaneous SW-846 8015B mg/kg mg/kg mg/kg						
10941	TPH-DRO soil C10-C28 microwave	n.a.	130	3.9	12	1
GC Petroleum SW-846 8015B modified mg/kg mg/kg mg/kg						
Hydrocarbons						
02516	Total TPH	n.a.	260	9.8	30	1
02516	TPH Motor Oil C16-C36	n.a.	260	9.8	30	1
TPH quantitation is based on peak area comparison of the sample pattern to that of a hydrocarbon component mix calibration in a range that includes C8 (n-octane) through C40 (n-tetracontane) normal hydrocarbons.						
Metals SW-846 6010B mg/kg mg/kg mg/kg						
06944	Antimony	7440-36-0	2.38	0.481	1.92	1
06935	Arsenic	7440-38-2	6.44	0.317	1.92	1
06946	Barium	7440-39-3	157	0.0317	0.481	1
06947	Beryllium	7440-41-7	0.643	0.0644	0.481	1
06949	Cadmium	7440-43-9	0.900	0.0317	0.481	1
06951	Chromium	7440-47-3	64.9	0.0846	1.44	1
06952	Cobalt	7440-48-4	12.4	0.0865	0.481	1
06953	Copper	7440-50-8	34.1	0.173	0.962	1
06955	Lead	7439-92-1	138	0.452	1.44	1
06960	Molybdenum	7439-98-7	0.196	0.163	0.962	1
06961	Nickel	7440-02-0	67.9	0.106	0.962	1
06936	Selenium	7782-49-2	N.D.	0.692	1.92	1
06966	Silver	7440-22-4	0.766	0.135	0.481	1
06925	Thallium	7440-28-0	N.D.	0.356	2.88	1
06971	Vanadium	7440-62-2	62.6	0.106	0.481	1
06972	Zinc	7440-66-6	74.7	0.192	1.92	1
SW-846 7471A mg/kg mg/kg mg/kg						
00159	Mercury	7439-97-6	0.0498	0.0103	0.0992	1

*=This limit was used in the evaluation of the final result

Sample Description: B-19-S-120817 Composite Soil
Facility# 91851 CRAW
451 Hegenberger-Oakland T0600102238 B-19

LLI Sample # SW 6759636
LLI Group # 1329799
Account # 10880

Project Name: 91851

Collected: 08/17/2012 13:56 by OY
 through 08/17/2012 14:31
 Submitted: 08/18/2012 09:45
 Reported: 08/30/2012 16:42

ChevronTexaco
 6001 Bollinger Canyon Rd L4310
 San Ramon CA 94583

ARB19

General Sample Comments

State of California Lab Certification No. 2501

All QC is compliant unless otherwise noted. Please refer to the Quality Control Summary for overall QC performance data and associated samples.

Laboratory Sample Analysis Record

CAT No.	Analysis Name	Method	Trial#	Batch#	Analysis Date and Time	Analyst	Dilution Factor
10237	8260 Full List + Sep Xylenes	SW-846 8260B	1	B122391AA	08/26/2012 20:47	Andrea E Lando	0.97
00374	GC/MS - Bulk Soil Prep	SW-846 5035A Modified	1	201223328560	08/20/2012 09:33	Larry E Bevins	n.a.
00374	GC/MS - Bulk Soil Prep	SW-846 5035A Modified	2	201223328560	08/20/2012 09:33	Larry E Bevins	n.a.
06646	GC/MS HL Bulk Sample Prep	SW-846 5035A Modified	1	201223328560	08/20/2012 09:14	Larry E Bevins	n.a.
10727	TCL 8270 (microwave)	SW-846 8270C	1	12235SLC026	08/27/2012 14:39	Chad A Moline	10
10809	BNA Soil Microwave	SW-846 3546	1	12235SLC026	08/23/2012 08:30	Katheryne V Sponheimer	1
01725	TPH-GRO N. CA soil C6-C12	SW-846 8015B modified	1	12234A34A	08/22/2012 23:00	Laura M Krieger	50.61
01150	GC - Bulk Soil Prep	SW-846 5035A Modified	1	201223328560	08/20/2012 09:15	Larry E Bevins	n.a.
10736	PCBs Soil 8082 Microwave	SW-846 8082	1	122330015A	08/23/2012 13:46	Jamie L Brillhart	1
10497	PCB Microwave Soil Extraction	SW-846 3546	1	122330015A	08/20/2012 23:20	Roman Kuropatkin	1
10941	TPH-DRO soil C10-C28 microwave	SW-846 8015B	1	122340022A	08/24/2012 21:15	Nicholas R Rossi	1
02516	TPH Fuels by GC (Soils)	SW-846 8015B modified	1	122340023A	08/22/2012 19:48	Heather E Williams	1
10942	Microwave Extraction-DRO soils	SW-846 3546	1	122340022A	08/22/2012 08:00	Olivia Arosemena	1
11218	TPH Fuels Soils Extraction	SW-846 3550B	1	122340023A	08/22/2012 08:00	Olivia Arosemena	1
06944	Antimony	SW-846 6010B	1	122335708009	08/21/2012 22:02	John W Yanzuk II	1
06935	Arsenic	SW-846 6010B	1	122335708009	08/21/2012 22:02	John W Yanzuk II	1
06946	Barium	SW-846 6010B	1	122335708009	08/21/2012 22:02	John W Yanzuk II	1
06947	Beryllium	SW-846 6010B	1	122335708009	08/21/2012 22:02	John W Yanzuk II	1
06949	Cadmium	SW-846 6010B	1	122335708009	08/21/2012 22:02	John W Yanzuk II	1
06951	Chromium	SW-846 6010B	1	122335708009	08/21/2012 22:02	John W Yanzuk II	1
06952	Cobalt	SW-846 6010B	1	122335708009	08/21/2012 22:02	John W Yanzuk II	1
06953	Copper	SW-846 6010B	1	122335708009	08/21/2012 22:02	John W Yanzuk II	1
06955	Lead	SW-846 6010B	1	122335708009	08/21/2012 22:02	John W Yanzuk II	1
06960	Molybdenum	SW-846 6010B	1	122335708009	08/21/2012 22:02	John W Yanzuk II	1
06961	Nickel	SW-846 6010B	1	122335708009	08/21/2012 22:02	John W Yanzuk II	1
06936	Selenium	SW-846 6010B	1	122335708009	08/21/2012 22:02	John W Yanzuk II	1
06966	Silver	SW-846 6010B	1	122335708009	08/21/2012 22:02	John W Yanzuk II	1
06925	Thallium	SW-846 6010B	1	122335708009	08/21/2012 22:02	John W Yanzuk II	1
06971	Vanadium	SW-846 6010B	1	122335708009	08/21/2012 22:02	John W Yanzuk II	1
06972	Zinc	SW-846 6010B	1	122335708009	08/21/2012 22:02	John W Yanzuk II	1

*=This limit was used in the evaluation of the final result

Sample Description: B-19-S-120817 Composite Soil
Facility# 91851 CRAW
451 Hegenberger-Oakland T0600102238 B-19

LLI Sample # SW 6759636
LLI Group # 1329799
Account # 10880

Project Name: 91851

Collected: 08/17/2012 13:56 by OY
 through 08/17/2012 14:31
 Submitted: 08/18/2012 09:45
 Reported: 08/30/2012 16:42

ChevronTexaco
 6001 Bollinger Canyon Rd L4310
 San Ramon CA 94583

ARB19

Laboratory Sample Analysis Record

CAT No.	Analysis Name	Method	Trial#	Batch#	Analysis Date and Time	Analyst	Dilution Factor
00159	Mercury	SW-846 7471A	1	122335711002	08/22/2012 08:38	Damary Valentin	1
05708	SW SW846 ICP/ICP MS Digest	SW-846 3050B	1	122335708009	08/20/2012 23:02	Annamaria Stipkovits	1
05711	SW SW846 Hg Digest	SW-846 7471A modified	1	122335711002	08/21/2012 02:20	Annamaria Stipkovits	1

Sample Description: B-19-S-120817 Composite Soil
 Facility# 91851 TCLP NVE CRAW
 451 Hegenberger-Oakland T0600102238 B-19

LLI Sample # TL 6759637
 LLI Group # 1329799
 Account # 10880

Project Name: 91851

Collected: 08/17/2012 13:56 by OY
 through 08/17/2012 14:31
 Submitted: 08/18/2012 09:45
 Reported: 08/30/2012 16:42

ChevronTexaco
 6001 Bollinger Canyon Rd L4310
 San Ramon CA 94583

NVB19

CAT No.	Analysis Name	CAS Number	As Received Result	As Received Method Detection Limit*	As Received Limit of Quantitation	Dilution Factor
Metals		SW-846 6010B	ug/l	ug/l	ug/l	
07055	Lead	7439-92-1	203	133	390	1.04

General Sample Comments

State of California Lab Certification No. 2501

If the analysis is for determination of Hazardous Waste Characteristics, see Table 1 in EPA Code of Federal Regulations 40 CFR 261.24.

All QC is compliant unless otherwise noted. Please refer to the Quality Control Summary for overall QC performance data and associated samples.

Laboratory Sample Analysis Record

CAT No.	Analysis Name	Method	Trial#	Batch#	Analysis Date and Time	Analyst	Dilution Factor
07055	Lead	SW-846 6010B	1	122405705001	08/28/2012 02:32	Tara L Snyder	1.04
05705	WW/TL SW 846 ICP Digest (tot)	SW-846 3010A	1	122405705001	08/27/2012 13:06	James L Mertz	1
00947	TCLP Non-volatile Extraction	SW-846 1311	1	12233-2486-0947A	08/20/2012 14:15	Christina A Huber	n.a.

*=This limit was used in the evaluation of the final result

Sample Description: B-19-S-120817 Composite Soil
 Facility# 91851 STLC NVE CRAW
 451 Hegenberger-Oakland T0600102238 B-19

LLI Sample # TL 6759639
 LLI Group # 1329799
 Account # 10880

Project Name: 91851

Collected: 08/17/2012 13:56 by OY
 through 08/17/2012 14:31
 Submitted: 08/18/2012 09:45
 Reported: 08/30/2012 16:42

ChevronTexaco
 6001 Bollinger Canyon Rd L4310
 San Ramon CA 94583

STB19

CAT No.	Analysis Name	CAS Number	As Received Result	As Received Method Detection Limit*	As Received Limit of Quantitation	Dilution Factor
Metals			ug/l	ug/l	ug/l	
07051	Chromium	7440-47-3	209	28.6	390	1.04
07055	Lead	7439-92-1	5,520	133	390	1.04

General Sample Comments

State of California Lab Certification No. 2501
 The amount of sample collected for metals analysis was 250mL and the volume of preservation fluid added to the sample was 10mL.

If the analysis is for determination of Hazardous Waste Characteristics, see Table 1 in EPA Code of Federal Regulations 40 CFR 261.24.

All QC is compliant unless otherwise noted. Please refer to the Quality Control Summary for overall QC performance data and associated samples.

Laboratory Sample Analysis Record

CAT No.	Analysis Name	Method	Trial#	Batch#	Analysis Date and Time	Analyst	Dilution Factor
07051	Chromium	SW-846 6010B	1	122375705002	08/27/2012 06:27	Joanne M Gates	1.04
07055	Lead	SW-846 6010B	1	122375705002	08/27/2012 06:27	Joanne M Gates	1.04
05705	WW/TL SW 846 ICP Digest (tot)	SW-846 3010A	1	122375705002	08/26/2012 09:50	James L Mertz	1
01435	Non-volatile WET	CCR Title 22 WET Sec 66700	1	12235-2486-1435	08/22/2012 11:15	Christina A Huber	n.a.

*=This limit was used in the evaluation of the final result

Sample Description: B-20-S-120817 Composite Soil
Facility# 91851 CRAW
451 Hegenberger-Oakland T0600102238 B-20

LLI Sample # SW 6759640
LLI Group # 1329799
Account # 10880

Project Name: 91851

Collected: 08/17/2012 14:47 by OY
 through 08/17/2012 15:16
 Submitted: 08/18/2012 09:45
 Reported: 08/30/2012 16:42

ChevronTexaco
 6001 Bollinger Canyon Rd L4310
 San Ramon CA 94583

ARB20

CAT No.	Analysis Name	CAS Number	As Received Result	As Received Method Detection Limit*	As Received Limit of Quantitation	Dilution Factor
GC/MS	Volatiles	SW-846 8260B	mg/kg	mg/kg	mg/kg	
10237	Acetone	67-64-1	0.074	0.007	0.020	1.02
10237	t-Amyl methyl ether	994-05-8	N.D.	0.001	0.005	1.02
10237	Benzene	71-43-2	0.002	0.0005	0.005	1.02
10237	Bromobenzene	108-86-1	N.D.	0.001	0.005	1.02
10237	Bromochloromethane	74-97-5	N.D.	0.001	0.005	1.02
10237	Bromodichloromethane	75-27-4	N.D.	0.001	0.005	1.02
10237	Bromoform	75-25-2	N.D.	0.001	0.005	1.02
10237	Bromomethane	74-83-9	N.D.	0.002	0.005	1.02
10237	2-Butanone	78-93-3	0.018	0.004	0.010	1.02
10237	t-Butyl alcohol	75-65-0	N.D.	0.020	0.10	1.02
10237	n-Butylbenzene	104-51-8	0.046	0.001	0.005	1.02
10237	sec-Butylbenzene	135-98-8	0.092	0.001	0.005	1.02
10237	tert-Butylbenzene	98-06-6	0.029	0.001	0.005	1.02
10237	Carbon Disulfide	75-15-0	N.D.	0.001	0.005	1.02
10237	Carbon Tetrachloride	56-23-5	N.D.	0.001	0.005	1.02
10237	Chlorobenzene	108-90-7	N.D.	0.001	0.005	1.02
10237	Chloroethane	75-00-3	N.D.	0.002	0.005	1.02
10237	2-Chloroethyl Vinyl Ether	110-75-8	N.D.	0.002	0.010	1.02
10237	Chloroform	67-66-3	N.D.	0.001	0.005	1.02
10237	Chloromethane	74-87-3	N.D.	0.002	0.005	1.02
10237	2-Chlorotoluene	95-49-8	N.D.	0.001	0.005	1.02
10237	4-Chlorotoluene	106-43-4	N.D.	0.001	0.005	1.02
10237	1,2-Dibromo-3-chloropropane	96-12-8	N.D.	0.002	0.005	1.02
10237	Dibromochloromethane	124-48-1	N.D.	0.001	0.005	1.02
10237	1,2-Dibromoethane	106-93-4	N.D.	0.001	0.005	1.02
10237	Dibromomethane	74-95-3	N.D.	0.001	0.005	1.02
10237	1,2-Dichlorobenzene	95-50-1	N.D.	0.001	0.005	1.02
10237	1,3-Dichlorobenzene	541-73-1	N.D.	0.001	0.005	1.02
10237	1,4-Dichlorobenzene	106-46-7	0.001	0.001	0.005	1.02
10237	Dichlorodifluoromethane	75-71-8	N.D.	0.002	0.005	1.02
10237	1,1-Dichloroethane	75-34-3	N.D.	0.001	0.005	1.02
10237	1,2-Dichloroethane	107-06-2	N.D.	0.001	0.005	1.02
10237	1,1-Dichloroethene	75-35-4	N.D.	0.001	0.005	1.02
10237	cis-1,2-Dichloroethene	156-59-2	0.001	0.001	0.005	1.02
10237	trans-1,2-Dichloroethene	156-60-5	N.D.	0.001	0.005	1.02
10237	1,2-Dichloropropane	78-87-5	N.D.	0.001	0.005	1.02
10237	1,3-Dichloropropane	142-28-9	N.D.	0.001	0.005	1.02
10237	2,2-Dichloropropane	594-20-7	N.D.	0.001	0.005	1.02
10237	1,1-Dichloropropene	563-58-6	N.D.	0.001	0.005	1.02
10237	cis-1,3-Dichloropropene	10061-01-5	N.D.	0.001	0.005	1.02
10237	trans-1,3-Dichloropropene	10061-02-6	N.D.	0.001	0.005	1.02
10237	Ethanol	64-17-5	N.D.	0.10	0.51	1.02
10237	Ethyl t-butyl ether	637-92-3	N.D.	0.001	0.005	1.02
10237	Ethylbenzene	100-41-4	N.D.	0.001	0.005	1.02
10237	Freon 113	76-13-1	N.D.	0.002	0.010	1.02
10237	Hexachlorobutadiene	87-68-3	N.D.	0.002	0.005	1.02
10237	2-Hexanone	591-78-6	N.D.	0.003	0.010	1.02
10237	di-Isopropyl ether	108-20-3	N.D.	0.001	0.005	1.02
10237	Isopropylbenzene	98-82-8	0.042	0.001	0.005	1.02
10237	p-Isopropyltoluene	99-87-6	N.D.	0.001	0.005	1.02

*=This limit was used in the evaluation of the final result

Sample Description: B-20-S-120817 Composite Soil
Facility# 91851 CRAW
451 Hegenberger-Oakland T0600102238 B-20

LLI Sample # SW 6759640
LLI Group # 1329799
Account # 10880

Project Name: 91851

Collected: 08/17/2012 14:47 by OY
 through 08/17/2012 15:16
 Submitted: 08/18/2012 09:45
 Reported: 08/30/2012 16:42

ChevronTexaco
 6001 Bollinger Canyon Rd L4310
 San Ramon CA 94583

ARB20

CAT No.	Analysis Name	CAS Number	As Received Result	As Received Method Detection Limit*	As Received Limit of Quantitation	Dilution Factor
GC/MS	Volatiles	SW-846 8260B	mg/kg	mg/kg	mg/kg	
10237	Methyl Tertiary Butyl Ether	1634-04-4	0.009	0.0005	0.005	1.02
10237	4-Methyl-2-pentanone	108-10-1	N.D.	0.003	0.010	1.02
10237	Methylene Chloride	75-09-2	0.006	0.002	0.005	1.02
10237	Naphthalene	91-20-3	0.001	0.001	0.005	1.02
10237	n-Propylbenzene	103-65-1	0.097	0.001	0.005	1.02
10237	Styrene	100-42-5	N.D.	0.001	0.005	1.02
10237	1,1,1,2-Tetrachloroethane	630-20-6	N.D.	0.001	0.005	1.02
10237	1,1,2,2-Tetrachloroethane	79-34-5	N.D.	0.001	0.005	1.02
10237	Tetrachloroethene	127-18-4	N.D.	0.001	0.005	1.02
10237	Toluene	108-88-3	0.001	0.001	0.005	1.02
10237	1,2,3-Trichlorobenzene	87-61-6	N.D.	0.001	0.005	1.02
10237	1,2,4-Trichlorobenzene	120-82-1	N.D.	0.001	0.005	1.02
10237	1,1,1-Trichloroethane	71-55-6	N.D.	0.001	0.005	1.02
10237	1,1,2-Trichloroethane	79-00-5	N.D.	0.001	0.005	1.02
10237	Trichloroethene	79-01-6	N.D.	0.001	0.005	1.02
10237	Trichlorofluoromethane	75-69-4	N.D.	0.002	0.005	1.02
10237	1,2,3-Trichloropropane	96-18-4	N.D.	0.001	0.005	1.02
10237	1,2,4-Trimethylbenzene	95-63-6	N.D.	0.001	0.005	1.02
10237	1,3,5-Trimethylbenzene	108-67-8	N.D.	0.001	0.005	1.02
10237	Vinyl Chloride	75-01-4	N.D.	0.001	0.005	1.02
10237	m+p-Xylene	179601-23-1	N.D.	0.001	0.005	1.02
10237	o-Xylene	95-47-6	N.D.	0.001	0.005	1.02
GC/MS	Semivolatiles	SW-846 8270C	mg/kg	mg/kg	mg/kg	
10727	Acenaphthene	83-32-9	N.D.	0.033	0.17	10
10727	Acenaphthylene	208-96-8	N.D.	0.033	0.17	10
10727	Anthracene	120-12-7	N.D.	0.033	0.17	10
10727	Benzo(a)anthracene	56-55-3	0.038	0.033	0.17	10
10727	Benzo(a)pyrene	50-32-8	N.D.	0.033	0.17	10
10727	Benzo(b)fluoranthene	205-99-2	N.D.	0.033	0.17	10
10727	Benzo(g,h,i)perylene	191-24-2	0.055	0.033	0.17	10
10727	Benzo(k)fluoranthene	207-08-9	N.D.	0.033	0.17	10
10727	4-Bromophenyl-phenylether	101-55-3	N.D.	0.17	0.33	10
10727	Butylbenzylphthalate	85-68-7	N.D.	0.66	1.7	10
10727	Di-n-butylphthalate	84-74-2	N.D.	0.66	1.7	10
10727	Carbazole	86-74-8	N.D.	0.17	0.33	10
10727	4-Chloro-3-methylphenol	59-50-7	N.D.	0.17	0.33	10
10727	4-Chloroaniline	106-47-8	N.D.	0.17	0.33	10
10727	bis(2-Chloroethoxy)methane	111-91-1	N.D.	0.17	0.33	10
10727	bis(2-Chloroethyl)ether	111-44-4	N.D.	0.17	0.33	10
10727	2-Chloronaphthalene	91-58-7	N.D.	0.070	0.33	10
10727	2-Chlorophenol	95-57-8	N.D.	0.17	0.33	10
10727	4-Chlorophenyl-phenylether	7005-72-3	N.D.	0.17	0.33	10
10727	2,2'-oxybis(1-Chloropropane)	108-60-1	N.D.	0.17	0.33	10
	Bis(2-chloroisopropyl) ether CAS #39638-32-9 and 2,2'-Oxybis(1-chloropropane) CAS #108-60-1 cannot be separated chromatographically. The reported result represents the combined total of both compounds.					
10727	Chrysene	218-01-9	0.037	0.033	0.17	10

*=This limit was used in the evaluation of the final result

Sample Description: B-20-S-120817 Composite Soil
Facility# 91851 CRAW
451 Hegenberger-Oakland T0600102238 B-20

LLI Sample # SW 6759640
LLI Group # 1329799
Account # 10880

Project Name: 91851

Collected: 08/17/2012 14:47 by OY
 through 08/17/2012 15:16
 Submitted: 08/18/2012 09:45
 Reported: 08/30/2012 16:42

ChevronTexaco
 6001 Bollinger Canyon Rd L4310
 San Ramon CA 94583

ARB20

CAT No.	Analysis Name	CAS Number	As Received Result	As Received Method Detection Limit*	As Received Limit of Quantitation	Dilution Factor
GC/MS	Semivolatiles	SW-846 8270C	mg/kg	mg/kg	mg/kg	
10727	Dibenz (a, h) anthracene	53-70-3	N.D.	0.033	0.17	10
10727	Dibenzofuran	132-64-9	N.D.	0.17	0.33	10
10727	1,2-Dichlorobenzene	95-50-1	N.D.	0.17	0.33	10
10727	1,3-Dichlorobenzene	541-73-1	N.D.	0.17	0.33	10
10727	1,4-Dichlorobenzene	106-46-7	N.D.	0.17	0.33	10
10727	3,3'-Dichlorobenzidine	91-94-1	N.D.	0.99	3.3	10
10727	2,4-Dichlorophenol	120-83-2	N.D.	0.17	0.33	10
10727	Diethylphthalate	84-66-2	N.D.	0.66	1.7	10
10727	2,4-Dimethylphenol	105-67-9	N.D.	0.17	0.33	10
10727	Dimethylphthalate	131-11-3	N.D.	0.66	1.7	10
10727	4,6-Dinitro-2-methylphenol	534-52-1	N.D.	1.7	5.0	10
10727	2,4-Dinitrophenol	51-28-5	N.D.	3.0	9.9	10
10727	2,4-Dinitrotoluene	121-14-2	N.D.	0.66	1.7	10
10727	2,6-Dinitrotoluene	606-20-2	N.D.	0.17	0.33	10
10727	bis(2-Ethylhexyl)phthalate	117-81-7	N.D.	0.66	1.7	10
10727	Fluoranthene	206-44-0	0.046	0.033	0.17	10
10727	Fluorene	86-73-7	N.D.	0.033	0.17	10
10727	Hexachlorobenzene	118-74-1	N.D.	0.033	0.17	10
10727	Hexachlorobutadiene	87-68-3	N.D.	0.17	0.33	10
10727	Hexachlorocyclopentadiene	77-47-4	N.D.	1.7	5.0	10
10727	Hexachloroethane	67-72-1	N.D.	0.33	1.7	10
10727	Indeno (1,2,3-cd) pyrene	193-39-5	N.D.	0.033	0.17	10
10727	Isophorone	78-59-1	N.D.	0.17	0.33	10
10727	2-Methylnaphthalene	91-57-6	N.D.	0.033	0.17	10
10727	2-Methylphenol	95-48-7	N.D.	0.17	0.33	10
10727	4-Methylphenol	106-44-5	N.D.	0.17	0.33	10
	3-Methylphenol and 4-methylphenol cannot be resolved under the chromatographic conditions used for sample analysis. The result reported for 4-methylphenol represents the combined total of both compounds.					
10727	Naphthalene	91-20-3	N.D.	0.033	0.17	10
10727	2-Nitroaniline	88-74-4	N.D.	0.17	0.33	10
10727	3-Nitroaniline	99-09-2	N.D.	0.66	1.7	10
10727	4-Nitroaniline	100-01-6	N.D.	0.66	1.7	10
10727	Nitrobenzene	98-95-3	N.D.	0.17	0.33	10
10727	2-Nitrophenol	88-75-5	N.D.	0.17	0.33	10
10727	4-Nitrophenol	100-02-7	N.D.	1.7	5.0	10
10727	N-Nitroso-di-n-propylamine	621-64-7	N.D.	0.17	0.33	10
10727	N-Nitrosodiphenylamine	86-30-6	N.D.	0.17	0.33	10
	N-nitrosodiphenylamine decomposes in the GC inlet forming diphenylamine. The result reported for N-nitrosodiphenylamine represents the combined total of both compounds.					
10727	Di-n-octylphthalate	117-84-0	N.D.	0.66	1.7	10
10727	Pentachlorophenol	87-86-5	N.D.	0.33	1.7	10
10727	Phenanthrene	85-01-8	N.D.	0.033	0.17	10
10727	Phenol	108-95-2	N.D.	0.17	0.33	10
10727	Pyrene	129-00-0	0.11	0.033	0.17	10
10727	1,2,4-Trichlorobenzene	120-82-1	N.D.	0.17	0.33	10
10727	2,4,5-Trichlorophenol	95-95-4	N.D.	0.17	0.33	10
10727	2,4,6-Trichlorophenol	88-06-2	N.D.	0.17	0.33	10

*=This limit was used in the evaluation of the final result

Sample Description: B-20-S-120817 Composite Soil
Facility# 91851 CRAW
451 Hegenberger-Oakland T0600102238 B-20

LLI Sample # SW 6759640
LLI Group # 1329799
Account # 10880

Project Name: 91851

Collected: 08/17/2012 14:47 by OY
 through 08/17/2012 15:16
 Submitted: 08/18/2012 09:45
 Reported: 08/30/2012 16:42

ChevronTexaco
 6001 Bollinger Canyon Rd L4310
 San Ramon CA 94583

ARB20

CAT No.	Analysis Name	CAS Number	As Received Result	As Received Method Detection Limit*	As Received Limit of Quantitation	Dilution Factor
GC Volatiles SW-846 8015B modified mg/kg mg/kg mg/kg						
01725	TPH-GRO N. CA soil C6-C12	n.a.	37	2.1	2.1	52.03
Pesticides/PCBs SW-846 8082 mg/kg mg/kg mg/kg						
10736	PCB-1016	12674-11-2	N.D.	0.0036	0.017	1
10736	PCB-1221	11104-28-2	N.D.	0.0046	0.017	1
10736	PCB-1232	11141-16-5	N.D.	0.0080	0.017	1
10736	PCB-1242	53469-21-9	N.D.	0.0033	0.017	1
10736	PCB-1248	12672-29-6	N.D.	0.0033	0.017	1
10736	PCB-1254	11097-69-1	N.D.	0.0033	0.017	1
10736	PCB-1260	11096-82-5	N.D.	0.0049	0.017	1
GC Miscellaneous SW-846 8015B mg/kg mg/kg mg/kg						
10941	TPH-DRO soil C10-C28 microwave	n.a.	1,100	39	120	10
GC Petroleum SW-846 8015B modified mg/kg mg/kg mg/kg						
Hydrocarbons						
02516	Total TPH	n.a.	1,900	49	150	5
02516	TPH Motor Oil C16-C36	n.a.	1,900	49	150	5
TPH quantitation is based on peak area comparison of the sample pattern to that of a hydrocarbon component mix calibration in a range that includes C8 (n-octane) through C40 (n-tetracontane) normal hydrocarbons.						
Metals SW-846 6010B mg/kg mg/kg mg/kg						
06944	Antimony	7440-36-0	2.33	0.481	1.92	1
06935	Arsenic	7440-38-2	9.54	0.317	1.92	1
06946	Barium	7440-39-3	243	0.0317	0.481	1
06947	Beryllium	7440-41-7	0.560	0.0644	0.481	1
06949	Cadmium	7440-43-9	0.735	0.0317	0.481	1
06951	Chromium	7440-47-3	62.5	0.0846	1.44	1
06952	Cobalt	7440-48-4	12.4	0.0865	0.481	1
06953	Copper	7440-50-8	30.3	0.173	0.962	1
06955	Lead	7439-92-1	10.1	0.452	1.44	1
06960	Molybdenum	7439-98-7	0.429	0.163	0.962	1
06961	Nickel	7440-02-0	65.7	0.106	0.962	1
06936	Selenium	7782-49-2	N.D.	0.692	1.92	1
06966	Silver	7440-22-4	0.564	0.135	0.481	1
06925	Thallium	7440-28-0	N.D.	0.356	2.88	1
06971	Vanadium	7440-62-2	54.5	0.106	0.481	1
06972	Zinc	7440-66-6	57.2	0.192	1.92	1
SW-846 7471A mg/kg mg/kg mg/kg						
00159	Mercury	7439-97-6	0.0650	0.0096	0.0931	1

*=This limit was used in the evaluation of the final result

Sample Description: B-20-S-120817 Composite Soil
Facility# 91851 CRAW
451 Hegenberger-Oakland T0600102238 B-20

LLI Sample # SW 6759640
LLI Group # 1329799
Account # 10880

Project Name: 91851

Collected: 08/17/2012 14:47 by OY
 through 08/17/2012 15:16
 Submitted: 08/18/2012 09:45
 Reported: 08/30/2012 16:42

ChevronTexaco
 6001 Bollinger Canyon Rd L4310
 San Ramon CA 94583

ARB20

General Sample Comments

State of California Lab Certification No. 2501

All QC is compliant unless otherwise noted. Please refer to the Quality Control Summary for overall QC performance data and associated samples.

Laboratory Sample Analysis Record

CAT No.	Analysis Name	Method	Trial#	Batch#	Analysis Date and Time	Analyst	Dilution Factor
10237	8260 Full List + Sep Xylenes	SW-846 8260B	1	B122391AA	08/26/2012 21:32	Andrea E Lando	1.02
00374	GC/MS - Bulk Soil Prep	SW-846 5035A Modified	1	201223328560	08/20/2012 09:33	Larry E Bevins	n.a.
00374	GC/MS - Bulk Soil Prep	SW-846 5035A Modified	2	201223328560	08/20/2012 09:33	Larry E Bevins	n.a.
06646	GC/MS HL Bulk Sample Prep	SW-846 5035A Modified	1	201223328560	08/20/2012 09:30	Larry E Bevins	n.a.
10727	TCL 8270 (microwave)	SW-846 8270C	1	12235SLC026	08/27/2012 15:01	Chad A Moline	10
10809	BNA Soil Microwave	SW-846 3546	1	12235SLC026	08/23/2012 08:30	Katheryne V Sponheimer	1
01725	TPH-GRO N. CA soil C6-C12	SW-846 8015B modified	1	12234A34A	08/23/2012 00:12	Laura M Krieger	52.03
01150	GC - Bulk Soil Prep	SW-846 5035A Modified	1	201223328560	08/20/2012 09:31	Larry E Bevins	n.a.
10736	PCBs Soil 8082 Microwave	SW-846 8082	1	122330015A	08/23/2012 14:21	Jamie L Brillhart	1
10497	PCB Microwave Soil Extraction	SW-846 3546	1	122330015A	08/20/2012 23:20	Roman Kuropatkin	1
10941	TPH-DRO soil C10-C28 microwave	SW-846 8015B	1	122340022A	08/27/2012 13:57	Nicholas R Rossi	10
02516	TPH Fuels by GC (Soils)	SW-846 8015B modified	1	122340023A	08/23/2012 15:08	Heather E Williams	5
10942	Microwave Extraction-DRO soils	SW-846 3546	1	122340022A	08/22/2012 08:00	Olivia Arosemena	1
11218	TPH Fuels Soils Extraction	SW-846 3550B	1	122340023A	08/22/2012 08:00	Olivia Arosemena	1
06944	Antimony	SW-846 6010B	1	122335708009	08/21/2012 22:06	John W Yanzuk II	1
06935	Arsenic	SW-846 6010B	1	122335708009	08/21/2012 22:06	John W Yanzuk II	1
06946	Barium	SW-846 6010B	1	122335708009	08/21/2012 22:06	John W Yanzuk II	1
06947	Beryllium	SW-846 6010B	1	122335708009	08/21/2012 22:06	John W Yanzuk II	1
06949	Cadmium	SW-846 6010B	1	122335708009	08/21/2012 22:06	John W Yanzuk II	1
06951	Chromium	SW-846 6010B	1	122335708009	08/21/2012 22:06	John W Yanzuk II	1
06952	Cobalt	SW-846 6010B	1	122335708009	08/21/2012 22:06	John W Yanzuk II	1
06953	Copper	SW-846 6010B	1	122335708009	08/21/2012 22:06	John W Yanzuk II	1
06955	Lead	SW-846 6010B	1	122335708009	08/21/2012 22:06	John W Yanzuk II	1
06960	Molybdenum	SW-846 6010B	1	122335708009	08/21/2012 22:06	John W Yanzuk II	1
06961	Nickel	SW-846 6010B	1	122335708009	08/21/2012 22:06	John W Yanzuk II	1
06936	Selenium	SW-846 6010B	1	122335708009	08/21/2012 22:06	John W Yanzuk II	1
06966	Silver	SW-846 6010B	1	122335708009	08/21/2012 22:06	John W Yanzuk II	1
06925	Thallium	SW-846 6010B	1	122335708009	08/21/2012 22:06	John W Yanzuk II	1
06971	Vanadium	SW-846 6010B	1	122335708009	08/21/2012 22:06	John W Yanzuk II	1
06972	Zinc	SW-846 6010B	1	122335708009	08/21/2012 22:06	John W Yanzuk II	1

*=This limit was used in the evaluation of the final result

Sample Description: B-20-S-120817 Composite Soil
Facility# 91851 CRAW
451 Hegenberger-Oakland T0600102238 B-20

LLI Sample # SW 6759640
LLI Group # 1329799
Account # 10880

Project Name: 91851

Collected: 08/17/2012 14:47 by OY
 through 08/17/2012 15:16
 Submitted: 08/18/2012 09:45
 Reported: 08/30/2012 16:42

ChevronTexaco
 6001 Bollinger Canyon Rd L4310
 San Ramon CA 94583

ARB20

Laboratory Sample Analysis Record

CAT No.	Analysis Name	Method	Trial#	Batch#	Analysis Date and Time	Analyst	Dilution Factor
00159	Mercury	SW-846 7471A	1	122335711002	08/22/2012 08:40	Damary Valentin	1
05708	SW SW846 ICP/ICP MS Digest	SW-846 3050B	1	122335708009	08/20/2012 23:02	Annamaria Stipkovits	1
05711	SW SW846 Hg Digest	SW-846 7471A modified	1	122335711002	08/21/2012 02:20	Annamaria Stipkovits	1

Sample Description: B-20-S-120817 Composite Soil
 Facility# 91851 STLC NVE CRAW
 451 Hegenberger-Oakland T0600102238 B-20

LLI Sample # TL 6759643
 LLI Group # 1329799
 Account # 10880

Project Name: 91851

Collected: 08/17/2012 14:47 by OY
 through 08/17/2012 15:16
 Submitted: 08/18/2012 09:45
 Reported: 08/30/2012 16:42

ChevronTexaco
 6001 Bollinger Canyon Rd L4310
 San Ramon CA 94583

STB20

CAT No.	Analysis Name	CAS Number	As Received Result	As Received Method Detection Limit*	As Received Limit of Quantitation	Dilution Factor
Metals		SW-846 6010B	ug/l	ug/l	ug/l	
07051	Chromium	7440-47-3	189	28.6	390	1.04

General Sample Comments

State of California Lab Certification No. 2501
 The amount of sample collected for metals analysis was 250mL and the volume of preservation fluid added to the sample was 10mL.

If the analysis is for determination of Hazardous Waste Characteristics, see Table 1 in EPA Code of Federal Regulations 40 CFR 261.24.

All QC is compliant unless otherwise noted. Please refer to the Quality Control Summary for overall QC performance data and associated samples.

Laboratory Sample Analysis Record

CAT No.	Analysis Name	Method	Trial#	Batch#	Analysis Date and Time	Analyst	Dilution Factor
07051	Chromium	SW-846 6010B	1	122375705002	08/27/2012 06:31	Joanne M Gates	1.04
05705	WW/TL SW 846 ICP Digest (tot)	SW-846 3010A	1	122375705002	08/26/2012 09:50	James L Mertz	1
01435	Non-volatile WET	CCR Title 22 WET Sec 66700	1	12235-2486-1435	08/22/2012 11:15	Christina A Huber	n.a.

*=This limit was used in the evaluation of the final result

Sample Description: B-21-S-120817 Composite Soil
Facility# 91851 CRAW
451 Hegenberger-Oakland T0600102238 B-21

LLI Sample # SW 6759644
LLI Group # 1329799
Account # 10880

Project Name: 91851

Collected: 08/17/2012 15:26 by OY
 through 08/17/2012 15:55
 Submitted: 08/18/2012 09:45
 Reported: 08/30/2012 16:42

ChevronTexaco
 6001 Bollinger Canyon Rd L4310
 San Ramon CA 94583

ARB21

CAT No.	Analysis Name	CAS Number	As Received Result	As Received Method Detection Limit*	As Received Limit of Quantitation	Dilution Factor
GC/MS	Volatiles	SW-846 8260B	mg/kg	mg/kg	mg/kg	
10237	Acetone	67-64-1	N.D.	0.36	1.0	51.65
10237	t-Amyl methyl ether	994-05-8	N.D.	0.052	0.26	51.65
10237	Benzene	71-43-2	N.D.	0.026	0.26	51.65
10237	Bromobenzene	108-86-1	N.D.	0.052	0.26	51.65
10237	Bromochloromethane	74-97-5	N.D.	0.052	0.26	51.65
10237	Bromodichloromethane	75-27-4	N.D.	0.052	0.26	51.65
10237	Bromoform	75-25-2	N.D.	0.052	0.26	51.65
10237	Bromomethane	74-83-9	N.D.	0.10	0.26	51.65
10237	2-Butanone	78-93-3	N.D.	0.21	0.52	51.65
10237	t-Butyl alcohol	75-65-0	N.D.	1.0	5.2	51.65
10237	n-Butylbenzene	104-51-8	0.68	0.052	0.26	51.65
10237	sec-Butylbenzene	135-98-8	0.46	0.052	0.26	51.65
10237	tert-Butylbenzene	98-06-6	0.13	0.052	0.26	51.65
10237	Carbon Disulfide	75-15-0	N.D.	0.052	0.26	51.65
10237	Carbon Tetrachloride	56-23-5	N.D.	0.052	0.26	51.65
10237	Chlorobenzene	108-90-7	N.D.	0.052	0.26	51.65
10237	Chloroethane	75-00-3	N.D.	0.10	0.26	51.65
10237	2-Chloroethyl Vinyl Ether	110-75-8	N.D.	0.10	0.52	51.65
10237	Chloroform	67-66-3	N.D.	0.052	0.26	51.65
10237	Chloromethane	74-87-3	N.D.	0.10	0.26	51.65
10237	2-Chlorotoluene	95-49-8	N.D.	0.052	0.26	51.65
10237	4-Chlorotoluene	106-43-4	N.D.	0.052	0.26	51.65
10237	1,2-Dibromo-3-chloropropane	96-12-8	N.D.	0.10	0.26	51.65
10237	Dibromochloromethane	124-48-1	N.D.	0.052	0.26	51.65
10237	1,2-Dibromoethane	106-93-4	N.D.	0.052	0.26	51.65
10237	Dibromomethane	74-95-3	N.D.	0.052	0.26	51.65
10237	1,2-Dichlorobenzene	95-50-1	N.D.	0.052	0.26	51.65
10237	1,3-Dichlorobenzene	541-73-1	N.D.	0.052	0.26	51.65
10237	1,4-Dichlorobenzene	106-46-7	N.D.	0.052	0.26	51.65
10237	Dichlorodifluoromethane	75-71-8	N.D.	0.10	0.26	51.65
10237	1,1-Dichloroethane	75-34-3	N.D.	0.052	0.26	51.65
10237	1,2-Dichloroethane	107-06-2	N.D.	0.052	0.26	51.65
10237	1,1-Dichloroethene	75-35-4	N.D.	0.052	0.26	51.65
10237	cis-1,2-Dichloroethene	156-59-2	N.D.	0.052	0.26	51.65
10237	trans-1,2-Dichloroethene	156-60-5	N.D.	0.052	0.26	51.65
10237	1,2-Dichloropropane	78-87-5	N.D.	0.052	0.26	51.65
10237	1,3-Dichloropropane	142-28-9	N.D.	0.052	0.26	51.65
10237	2,2-Dichloropropane	594-20-7	N.D.	0.052	0.26	51.65
10237	1,1-Dichloropropene	563-58-6	N.D.	0.052	0.26	51.65
10237	cis-1,3-Dichloropropene	10061-01-5	N.D.	0.052	0.26	51.65
10237	trans-1,3-Dichloropropene	10061-02-6	N.D.	0.052	0.26	51.65
10237	Ethanol	64-17-5	N.D.	5.2	26	51.65
10237	Ethyl t-butyl ether	637-92-3	N.D.	0.052	0.26	51.65
10237	Ethylbenzene	100-41-4	N.D.	0.052	0.26	51.65
10237	Freon 113	76-13-1	N.D.	0.10	0.52	51.65
10237	Hexachlorobutadiene	87-68-3	N.D.	0.10	0.26	51.65
10237	2-Hexanone	591-78-6	N.D.	0.15	0.52	51.65
10237	di-Isopropyl ether	108-20-3	N.D.	0.052	0.26	51.65
10237	Isopropylbenzene	98-82-8	0.28	0.052	0.26	51.65
10237	p-Isopropyltoluene	99-87-6	N.D.	0.052	0.26	51.65

*=This limit was used in the evaluation of the final result

Sample Description: B-21-S-120817 Composite Soil
Facility# 91851 CRAW
451 Hegenberger-Oakland T0600102238 B-21

LLI Sample # SW 6759644
LLI Group # 1329799
Account # 10880

Project Name: 91851

Collected: 08/17/2012 15:26 by OY
 through 08/17/2012 15:55
 Submitted: 08/18/2012 09:45
 Reported: 08/30/2012 16:42

ChevronTexaco
 6001 Bollinger Canyon Rd L4310
 San Ramon CA 94583

ARB21

CAT No.	Analysis Name	CAS Number	As Received Result	As Received Method Detection Limit*	As Received Limit of Quantitation	Dilution Factor
GC/MS	Volatiles	SW-846 8260B	mg/kg	mg/kg	mg/kg	
10237	Methyl Tertiary Butyl Ether	1634-04-4	N.D.	0.026	0.26	51.65
10237	4-Methyl-2-pentanone	108-10-1	N.D.	0.15	0.52	51.65
10237	Methylene Chloride	75-09-2	N.D.	0.10	0.26	51.65
10237	Naphthalene	91-20-3	N.D.	0.052	0.26	51.65
10237	n-Propylbenzene	103-65-1	1.0	0.052	0.26	51.65
10237	Styrene	100-42-5	N.D.	0.052	0.26	51.65
10237	1,1,1,2-Tetrachloroethane	630-20-6	N.D.	0.052	0.26	51.65
10237	1,1,2,2-Tetrachloroethane	79-34-5	N.D.	0.052	0.26	51.65
10237	Tetrachloroethene	127-18-4	N.D.	0.052	0.26	51.65
10237	Toluene	108-88-3	N.D.	0.052	0.26	51.65
10237	1,2,3-Trichlorobenzene	87-61-6	N.D.	0.052	0.26	51.65
10237	1,2,4-Trichlorobenzene	120-82-1	N.D.	0.052	0.26	51.65
10237	1,1,1-Trichloroethane	71-55-6	N.D.	0.052	0.26	51.65
10237	1,1,2-Trichloroethane	79-00-5	N.D.	0.052	0.26	51.65
10237	Trichloroethene	79-01-6	N.D.	0.052	0.26	51.65
10237	Trichlorofluoromethane	75-69-4	N.D.	0.10	0.26	51.65
10237	1,2,3-Trichloropropane	96-18-4	N.D.	0.052	0.26	51.65
10237	1,2,4-Trimethylbenzene	95-63-6	N.D.	0.052	0.26	51.65
10237	1,3,5-Trimethylbenzene	108-67-8	N.D.	0.052	0.26	51.65
10237	Vinyl Chloride	75-01-4	N.D.	0.052	0.26	51.65
10237	m+p-Xylene	179601-23-1	N.D.	0.052	0.26	51.65
10237	o-Xylene	95-47-6	N.D.	0.052	0.26	51.65
GC/MS	Semivolatiles	SW-846 8270C	mg/kg	mg/kg	mg/kg	
10727	Acenaphthene	83-32-9	N.D.	0.033	0.17	10
10727	Acenaphthylene	208-96-8	N.D.	0.033	0.17	10
10727	Anthracene	120-12-7	0.043	0.033	0.17	10
10727	Benzo(a)anthracene	56-55-3	0.098	0.033	0.17	10
10727	Benzo(a)pyrene	50-32-8	0.056	0.033	0.17	10
10727	Benzo(b)fluoranthene	205-99-2	0.043	0.033	0.17	10
10727	Benzo(g,h,i)perylene	191-24-2	0.16	0.033	0.17	10
10727	Benzo(k)fluoranthene	207-08-9	0.050	0.033	0.17	10
10727	4-Bromophenyl-phenylether	101-55-3	N.D.	0.16	0.33	10
10727	Butylbenzylphthalate	85-68-7	N.D.	0.66	1.6	10
10727	Di-n-butylphthalate	84-74-2	N.D.	0.66	1.6	10
10727	Carbazole	86-74-8	N.D.	0.16	0.33	10
10727	4-Chloro-3-methylphenol	59-50-7	N.D.	0.16	0.33	10
10727	4-Chloroaniline	106-47-8	N.D.	0.16	0.33	10
10727	bis(2-Chloroethoxy)methane	111-91-1	N.D.	0.16	0.33	10
10727	bis(2-Chloroethyl)ether	111-44-4	N.D.	0.16	0.33	10
10727	2-Chloronaphthalene	91-58-7	N.D.	0.069	0.33	10
10727	2-Chlorophenol	95-57-8	N.D.	0.16	0.33	10
10727	4-Chlorophenyl-phenylether	7005-72-3	N.D.	0.16	0.33	10
10727	2,2'-oxybis(1-Chloropropane)	108-60-1	N.D.	0.16	0.33	10
	Bis(2-chloroisopropyl) ether CAS #39638-32-9 and 2,2'-Oxybis(1-chloropropane) CAS #108-60-1 cannot be separated chromatographically. The reported result represents the combined total of both compounds.					
10727	Chrysene	218-01-9	0.082	0.033	0.17	10

*=This limit was used in the evaluation of the final result

Sample Description: B-21-S-120817 Composite Soil
Facility# 91851 CRAW
451 Hegenberger-Oakland T0600102238 B-21

LLI Sample # SW 6759644
LLI Group # 1329799
Account # 10880

Project Name: 91851

Collected: 08/17/2012 15:26 by OY
 through 08/17/2012 15:55
 Submitted: 08/18/2012 09:45
 Reported: 08/30/2012 16:42

ChevronTexaco
 6001 Bollinger Canyon Rd L4310
 San Ramon CA 94583

ARB21

CAT No.	Analysis Name	CAS Number	As Received Result	As Received Method Detection Limit*	As Received Limit of Quantitation	Dilution Factor
GC/MS	Semivolatiles	SW-846 8270C	mg/kg	mg/kg	mg/kg	
10727	Dibenz (a, h) anthracene	53-70-3	N.D.	0.033	0.17	10
10727	Dibenzofuran	132-64-9	N.D.	0.16	0.33	10
10727	1,2-Dichlorobenzene	95-50-1	N.D.	0.16	0.33	10
10727	1,3-Dichlorobenzene	541-73-1	N.D.	0.16	0.33	10
10727	1,4-Dichlorobenzene	106-46-7	N.D.	0.16	0.33	10
10727	3,3'-Dichlorobenzidine	91-94-1	N.D.	0.99	3.3	10
10727	2,4-Dichlorophenol	120-83-2	N.D.	0.16	0.33	10
10727	Diethylphthalate	84-66-2	N.D.	0.66	1.6	10
10727	2,4-Dimethylphenol	105-67-9	N.D.	0.16	0.33	10
10727	Dimethylphthalate	131-11-3	N.D.	0.66	1.6	10
10727	4,6-Dinitro-2-methylphenol	534-52-1	N.D.	1.6	4.9	10
10727	2,4-Dinitrophenol	51-28-5	N.D.	3.0	9.9	10
10727	2,4-Dinitrotoluene	121-14-2	N.D.	0.66	1.6	10
10727	2,6-Dinitrotoluene	606-20-2	N.D.	0.16	0.33	10
10727	bis(2-Ethylhexyl)phthalate	117-81-7	N.D.	0.66	1.7	10
10727	Fluoranthene	206-44-0	0.091	0.033	0.17	10
10727	Fluorene	86-73-7	0.045	0.033	0.17	10
10727	Hexachlorobenzene	118-74-1	N.D.	0.033	0.17	10
10727	Hexachlorobutadiene	87-68-3	N.D.	0.16	0.33	10
10727	Hexachlorocyclopentadiene	77-47-4	N.D.	1.6	4.9	10
10727	Hexachloroethane	67-72-1	N.D.	0.33	1.6	10
10727	Indeno (1,2,3-cd) pyrene	193-39-5	N.D.	0.033	0.17	10
10727	Isophorone	78-59-1	N.D.	0.16	0.33	10
10727	2-Methylnaphthalene	91-57-6	0.17	0.033	0.17	10
10727	2-Methylphenol	95-48-7	N.D.	0.16	0.33	10
10727	4-Methylphenol	106-44-5	N.D.	0.16	0.33	10
	3-Methylphenol and 4-methylphenol cannot be resolved under the chromatographic conditions used for sample analysis. The result reported for 4-methylphenol represents the combined total of both compounds.					
10727	Naphthalene	91-20-3	N.D.	0.033	0.17	10
10727	2-Nitroaniline	88-74-4	N.D.	0.16	0.33	10
10727	3-Nitroaniline	99-09-2	N.D.	0.66	1.6	10
10727	4-Nitroaniline	100-01-6	N.D.	0.66	1.6	10
10727	Nitrobenzene	98-95-3	N.D.	0.16	0.33	10
10727	2-Nitrophenol	88-75-5	N.D.	0.16	0.33	10
10727	4-Nitrophenol	100-02-7	N.D.	1.6	4.9	10
10727	N-Nitroso-di-n-propylamine	621-64-7	N.D.	0.16	0.33	10
10727	N-Nitrosodiphenylamine	86-30-6	N.D.	0.16	0.33	10
	N-nitrosodiphenylamine decomposes in the GC inlet forming diphenylamine. The result reported for N-nitrosodiphenylamine represents the combined total of both compounds.					
10727	Di-n-octylphthalate	117-84-0	N.D.	0.66	1.6	10
10727	Pentachlorophenol	87-86-5	N.D.	0.33	1.7	10
10727	Phenanthrene	85-01-8	0.13	0.033	0.17	10
10727	Phenol	108-95-2	N.D.	0.16	0.33	10
10727	Pyrene	129-00-0	0.21	0.033	0.17	10
10727	1,2,4-Trichlorobenzene	120-82-1	N.D.	0.16	0.33	10
10727	2,4,5-Trichlorophenol	95-95-4	N.D.	0.16	0.33	10
10727	2,4,6-Trichlorophenol	88-06-2	N.D.	0.16	0.33	10

*=This limit was used in the evaluation of the final result

Sample Description: B-21-S-120817 Composite Soil
Facility# 91851 CRAW
451 Hegenberger-Oakland T0600102238 B-21

LLI Sample # SW 6759644
LLI Group # 1329799
Account # 10880

Project Name: 91851

Collected: 08/17/2012 15:26 by OY
 through 08/17/2012 15:55
 Submitted: 08/18/2012 09:45
 Reported: 08/30/2012 16:42

ChevronTexaco
 6001 Bollinger Canyon Rd L4310
 San Ramon CA 94583

ARB21

CAT No.	Analysis Name	CAS Number	As Received Result	As Received Method Detection Limit*	As Received Limit of Quantitation	Dilution Factor
GC Volatiles SW-846 8015B modified						
01725	TPH-GRO N. CA soil C6-C12	n.a.	88	7.9	7.9	197.04
Pesticides/PCBs SW-846 8082						
10736	PCB-1016	12674-11-2	N.D.	0.0036	0.017	1
10736	PCB-1221	11104-28-2	N.D.	0.0046	0.017	1
10736	PCB-1232	11141-16-5	N.D.	0.0079	0.017	1
10736	PCB-1242	53469-21-9	N.D.	0.0033	0.017	1
10736	PCB-1248	12672-29-6	0.0043	0.0033	0.017	1
10736	PCB-1254	11097-69-1	N.D.	0.0033	0.017	1
10736	PCB-1260	11096-82-5	N.D.	0.0049	0.017	1
GC Miscellaneous SW-846 8015B						
10941	TPH-DRO soil C10-C28 microwave	n.a.	1,800	39	120	10
GC Petroleum SW-846 8015B modified						
Hydrocarbons						
02516	Total TPH	n.a.	3,000	98	300	10
02516	TPH Motor Oil C16-C36	n.a.	3,000	98	300	10
TPH quantitation is based on peak area comparison of the sample pattern to that of a hydrocarbon component mix calibration in a range that includes C8 (n-octane) through C40 (n-tetracontane) normal hydrocarbons.						
Metals SW-846 6010B						
06944	Antimony	7440-36-0	2.32	0.495	1.98	1
06935	Arsenic	7440-38-2	11.5	0.327	1.98	1
06946	Barium	7440-39-3	133	0.0327	0.495	1
06947	Beryllium	7440-41-7	0.609	0.0663	0.495	1
06949	Cadmium	7440-43-9	0.695	0.0327	0.495	1
06951	Chromium	7440-47-3	54.3	0.0871	1.49	1
06952	Cobalt	7440-48-4	13.8	0.0891	0.495	1
06953	Copper	7440-50-8	37.7	0.178	0.990	1
06955	Lead	7439-92-1	193	0.465	1.49	1
06960	Molybdenum	7439-98-7	0.652	0.168	0.990	1
06961	Nickel	7440-02-0	50.4	0.109	0.990	1
06936	Selenium	7782-49-2	N.D.	0.713	1.98	1
06966	Silver	7440-22-4	0.609	0.139	0.495	1
06925	Thallium	7440-28-0	N.D.	0.366	2.97	1
06971	Vanadium	7440-62-2	60.6	0.109	0.495	1
06972	Zinc	7440-66-6	87.6	0.198	1.98	1
SW-846 7471A						
00159	Mercury	7439-97-6	0.0659	0.0103	0.0998	1

*=This limit was used in the evaluation of the final result

Sample Description: B-21-S-120817 Composite Soil
Facility# 91851 CRAW
451 Hegenberger-Oakland T0600102238 B-21

LLI Sample # SW 6759644
LLI Group # 1329799
Account # 10880

Project Name: 91851

Collected: 08/17/2012 15:26 by OY
 through 08/17/2012 15:55
 Submitted: 08/18/2012 09:45
 Reported: 08/30/2012 16:42

ChevronTexaco
 6001 Bollinger Canyon Rd L4310
 San Ramon CA 94583

ARB21

General Sample Comments

State of California Lab Certification No. 2501

All QC is compliant unless otherwise noted. Please refer to the Quality Control Summary for overall QC performance data and associated samples.

Laboratory Sample Analysis Record

CAT No.	Analysis Name	Method	Trial#	Batch#	Analysis Date and Time	Analyst	Dilution Factor
10237	8260 Full List + Sep Xylenes	SW-846 8260B	1	R122371AA	08/24/2012 15:01	Lauren C Temple	51.65
00374	GC/MS - Bulk Soil Prep	SW-846 5035A Modified	1	201223328560	08/20/2012 09:33	Larry E Bevins	n.a.
00374	GC/MS - Bulk Soil Prep	SW-846 5035A Modified	2	201223328560	08/20/2012 09:33	Larry E Bevins	n.a.
06646	GC/MS HL Bulk Sample Prep	SW-846 5035A Modified	1	201223328560	08/20/2012 09:04	Larry E Bevins	n.a.
10727	TCL 8270 (microwave)	SW-846 8270C	1	12235SLC026	08/27/2012 15:24	Chad A Moline	10
10809	BNA Soil Microwave	SW-846 3546	1	12235SLC026	08/23/2012 08:30	Katheryne V Sponheimer	1
01725	TPH-GRO N. CA soil C6-C12	SW-846 8015B modified	1	12234A34A	08/22/2012 23:36	Laura M Krieger	197.04
01150	GC - Bulk Soil Prep	SW-846 5035A Modified	1	201223328560	08/20/2012 09:06	Larry E Bevins	n.a.
10736	PCBs Soil 8082 Microwave	SW-846 8082	1	122330015A	08/23/2012 14:32	Jamie L Brillhart	1
10497	PCB Microwave Soil Extraction	SW-846 3546	1	122330015A	08/20/2012 23:20	Roman Kuropatkin	1
10941	TPH-DRO soil C10-C28 microwave	SW-846 8015B	1	122340022A	08/27/2012 14:22	Nicholas R Rossi	10
02516	TPH Fuels by GC (Soils)	SW-846 8015B modified	1	122340023A	08/23/2012 16:44	Heather E Williams	10
10942	Microwave Extraction-DRO soils	SW-846 3546	1	122340022A	08/22/2012 08:00	Olivia Arosemena	1
11218	TPH Fuels Soils Extraction	SW-846 3550B	1	122340023A	08/22/2012 08:00	Olivia Arosemena	1
06944	Antimony	SW-846 6010B	1	122335708009	08/21/2012 22:18	John W Yanzuk II	1
06935	Arsenic	SW-846 6010B	1	122335708009	08/21/2012 22:18	John W Yanzuk II	1
06946	Barium	SW-846 6010B	1	122335708009	08/21/2012 22:18	John W Yanzuk II	1
06947	Beryllium	SW-846 6010B	1	122335708009	08/21/2012 22:18	John W Yanzuk II	1
06949	Cadmium	SW-846 6010B	1	122335708009	08/21/2012 22:18	John W Yanzuk II	1
06951	Chromium	SW-846 6010B	1	122335708009	08/21/2012 22:18	John W Yanzuk II	1
06952	Cobalt	SW-846 6010B	1	122335708009	08/21/2012 22:18	John W Yanzuk II	1
06953	Copper	SW-846 6010B	1	122335708009	08/21/2012 22:18	John W Yanzuk II	1
06955	Lead	SW-846 6010B	1	122335708009	08/21/2012 22:18	John W Yanzuk II	1
06960	Molybdenum	SW-846 6010B	1	122335708009	08/21/2012 22:18	John W Yanzuk II	1
06961	Nickel	SW-846 6010B	1	122335708009	08/21/2012 22:18	John W Yanzuk II	1
06936	Selenium	SW-846 6010B	1	122335708009	08/21/2012 22:18	John W Yanzuk II	1
06966	Silver	SW-846 6010B	1	122335708009	08/21/2012 22:18	John W Yanzuk II	1
06925	Thallium	SW-846 6010B	1	122335708009	08/21/2012 22:18	John W Yanzuk II	1
06971	Vanadium	SW-846 6010B	1	122335708009	08/21/2012 22:18	John W Yanzuk II	1
06972	Zinc	SW-846 6010B	1	122335708009	08/21/2012 22:18	John W Yanzuk II	1

*=This limit was used in the evaluation of the final result

Sample Description: B-21-S-120817 Composite Soil
Facility# 91851 CRAW
451 Hegenberger-Oakland T0600102238 B-21

LLI Sample # SW 6759644
LLI Group # 1329799
Account # 10880

Project Name: 91851

Collected: 08/17/2012 15:26 by OY
 through 08/17/2012 15:55
 Submitted: 08/18/2012 09:45
 Reported: 08/30/2012 16:42

ChevronTexaco
 6001 Bollinger Canyon Rd L4310
 San Ramon CA 94583

ARB21

Laboratory Sample Analysis Record

CAT No.	Analysis Name	Method	Trial#	Batch#	Analysis Date and Time	Analyst	Dilution Factor
00159	Mercury	SW-846 7471A	1	122335711002	08/22/2012 08:46	Damary Valentin	1
05708	SW SW846 ICP/ICP MS Digest	SW-846 3050B	1	122335708009	08/20/2012 23:02	Annamaria Stipkovits	1
05711	SW SW846 Hg Digest	SW-846 7471A modified	1	122335711002	08/21/2012 02:20	Annamaria Stipkovits	1

Sample Description: B-21-S-120817 Composite Soil
 Facility# 91851 TCLP NVE CRAW
 451 Hegenberger-Oakland T0600102238 B-21

LLI Sample # TL 6759645
 LLI Group # 1329799
 Account # 10880

Project Name: 91851

Collected: 08/17/2012 15:26 by OY
 through 08/17/2012 15:55
 Submitted: 08/18/2012 09:45
 Reported: 08/30/2012 16:42

ChevronTexaco
 6001 Bollinger Canyon Rd L4310
 San Ramon CA 94583

NVB21

CAT No.	Analysis Name	CAS Number	As Received Result	As Received Method Detection Limit*	As Received Limit of Quantitation	Dilution Factor
Metals		SW-846 6010B	ug/l	ug/l	ug/l	
07055	Lead	7439-92-1	212	5.1	15.0	1

General Sample Comments

State of California Lab Certification No. 2501

If the analysis is for determination of Hazardous Waste Characteristics, see Table 1 in EPA Code of Federal Regulations 40 CFR 261.24.

All QC is compliant unless otherwise noted. Please refer to the Quality Control Summary for overall QC performance data and associated samples.

Laboratory Sample Analysis Record

CAT No.	Analysis Name	Method	Trial#	Batch#	Analysis Date and Time	Analyst	Dilution Factor
07055	Lead	SW-846 6010B	1	122405705004	08/28/2012 22:15	John W Yanzuk II	1
05705	WW/TL SW 846 ICP Digest (tot)	SW-846 3010A	1	122405705004	08/28/2012 12:34	James L Mertz	1
00947	TCLP Non-volatile Extraction	SW-846 1311	1	12233-2486-0947A	08/20/2012 14:15	Christina A Huber	n.a.

*=This limit was used in the evaluation of the final result

Sample Description: B-21-S-120817 Composite Soil
 Facility# 91851 STLC NVE CRAW
 451 Hegenberger-Oakland T0600102238 B-21

LLI Sample # TL 6759647
 LLI Group # 1329799
 Account # 10880

Project Name: 91851

Collected: 08/17/2012 15:26 by OY
 through 08/17/2012 15:55
 Submitted: 08/18/2012 09:45
 Reported: 08/30/2012 16:42

ChevronTexaco
 6001 Bollinger Canyon Rd L4310
 San Ramon CA 94583

STB21

CAT No.	Analysis Name	CAS Number	As Received Result	As Received Method Detection Limit*	As Received Limit of Quantitation	Dilution Factor
Metals			ug/l	ug/l	ug/l	
07051	Chromium	7440-47-3	157	28.6	390	1.04
07055	Lead	7439-92-1	6,090	133	390	1.04

General Sample Comments

State of California Lab Certification No. 2501
 The amount of sample collected for metals analysis was 250mL and the volume of preservation fluid added to the sample was 10mL.

If the analysis is for determination of Hazardous Waste Characteristics, see Table 1 in EPA Code of Federal Regulations 40 CFR 261.24.

All QC is compliant unless otherwise noted. Please refer to the Quality Control Summary for overall QC performance data and associated samples.

Laboratory Sample Analysis Record

CAT No.	Analysis Name	Method	Trial#	Batch#	Analysis Date and Time	Analyst	Dilution Factor
07051	Chromium	SW-846 6010B	1	122375705002	08/27/2012 06:43	Joanne M Gates	1.04
07055	Lead	SW-846 6010B	1	122375705002	08/27/2012 06:43	Joanne M Gates	1.04
05705	WW/TL SW 846 ICP Digest (tot)	SW-846 3010A	1	122375705002	08/26/2012 09:50	James L Mertz	1
01435	Non-volatile WET	CCR Title 22 WET Sec 66700	1	12235-2486-1435	08/22/2012 11:15	Christina A Huber	n.a.

*=This limit was used in the evaluation of the final result

Quality Control Summary

Client Name: ChevronTexaco
Reported: 08/30/12 at 04:42 PM

Group Number: 1329799

Matrix QC may not be reported if insufficient sample or site-specific QC samples were not submitted. In these situations, to demonstrate precision and accuracy at a batch level, a LCS/LCSD was performed, unless otherwise specified in the method.

All Inorganic Initial Calibration and Continuing Calibration Blanks met acceptable method criteria unless otherwise noted on the Analysis Report.

Laboratory Compliance Quality Control

<u>Analysis Name</u>	<u>Blank Result</u>	<u>Blank MDL**</u>	<u>Blank LOQ</u>	<u>Report Units</u>	<u>LCS %REC</u>	<u>LCSD %REC</u>	<u>LCS/LCSD Limits</u>	<u>RPD</u>	<u>RPD Max</u>
Batch number: B122391AA	Sample number(s): 6759632, 6759636, 6759640								
Acetone	N.D.	0.007	0.020	mg/kg	204	209	32-209	3	30
t-Amyl methyl ether	N.D.	0.001	0.005	mg/kg	100	100	56-137	0	30
Benzene	N.D.	0.0005	0.005	mg/kg	98	99	80-120	1	30
Bromobenzene	N.D.	0.001	0.005	mg/kg	97	98	79-120	1	30
Bromochloromethane	N.D.	0.001	0.005	mg/kg	100	100	79-124	0	30
Bromodichloromethane	N.D.	0.001	0.005	mg/kg	102	102	78-120	1	30
Bromoform	N.D.	0.001	0.005	mg/kg	100	98	70-120	3	30
Bromomethane	N.D.	0.002	0.005	mg/kg	82	85	32-162	3	30
2-Butanone	N.D.	0.004	0.010	mg/kg	140	139	46-153	1	30
t-Butyl alcohol	N.D.	0.020	0.10	mg/kg	100	102	60-149	2	30
n-Butylbenzene	N.D.	0.001	0.005	mg/kg	100	102	72-120	2	30
sec-Butylbenzene	N.D.	0.001	0.005	mg/kg	100	101	75-120	2	30
tert-Butylbenzene	N.D.	0.001	0.005	mg/kg	98	99	75-120	1	30
Carbon Disulfide	N.D.	0.001	0.005	mg/kg	80	82	67-122	2	30
Carbon Tetrachloride	N.D.	0.001	0.005	mg/kg	101	102	69-122	1	30
Chlorobenzene	N.D.	0.001	0.005	mg/kg	99	101	80-120	1	30
Chloroethane	N.D.	0.002	0.005	mg/kg	81	85	37-154	4	30
2-Chloroethyl Vinyl Ether	N.D.	0.002	0.010	mg/kg	97	95	43-146	2	30
Chloroform	N.D.	0.001	0.005	mg/kg	98	100	80-120	2	30
Chloromethane	N.D.	0.002	0.005	mg/kg	99	103	56-120	4	30
2-Chlorotoluene	N.D.	0.001	0.005	mg/kg	98	98	78-120	0	30
4-Chlorotoluene	N.D.	0.001	0.005	mg/kg	99	101	79-120	2	30
1,2-Dibromo-3-chloropropane	N.D.	0.002	0.005	mg/kg	106	99	55-128	7	30
Dibromochloromethane	N.D.	0.001	0.005	mg/kg	107	105	77-120	2	30
1,2-Dibromoethane	N.D.	0.001	0.005	mg/kg	105	103	80-120	2	30
Dibromomethane	N.D.	0.001	0.005	mg/kg	104	102	80-120	2	30
1,2-Dichlorobenzene	N.D.	0.001	0.005	mg/kg	101	103	79-120	2	30
1,3-Dichlorobenzene	N.D.	0.001	0.005	mg/kg	98	98	78-120	1	30
1,4-Dichlorobenzene	N.D.	0.001	0.005	mg/kg	97	99	79-120	2	30
Dichlorodifluoromethane	N.D.	0.002	0.005	mg/kg	108	112	20-120	4	30
1,1-Dichloroethane	N.D.	0.001	0.005	mg/kg	99	102	80-120	3	30
1,2-Dichloroethane	N.D.	0.001	0.005	mg/kg	106	106	71-129	0	30
1,1-Dichloroethene	N.D.	0.001	0.005	mg/kg	92	94	73-129	3	30
cis-1,2-Dichloroethene	N.D.	0.001	0.005	mg/kg	99	101	80-120	2	30
trans-1,2-Dichloroethene	N.D.	0.001	0.005	mg/kg	101	96	79-120	5	30
1,2-Dichloropropane	N.D.	0.001	0.005	mg/kg	98	101	77-120	3	30
1,3-Dichloropropane	N.D.	0.001	0.005	mg/kg	105	103	80-120	2	30
2,2-Dichloropropane	N.D.	0.001	0.005	mg/kg	100	101	72-123	2	30
1,1-Dichloropropene	N.D.	0.001	0.005	mg/kg	95	97	77-120	2	30
cis-1,3-Dichloropropene	N.D.	0.001	0.005	mg/kg	105	107	74-120	2	30
trans-1,3-Dichloropropene	N.D.	0.001	0.005	mg/kg	101	102	77-120	0	30
Ethanol	N.D.	0.10	0.50	mg/kg	97	104	47-157	8	30
Ethyl t-butyl ether	N.D.	0.001	0.005	mg/kg	98	100	70-122	2	30
Ethylbenzene	N.D.	0.001	0.005	mg/kg	101	101	80-120	1	30
Freon 113	N.D.	0.002	0.010	mg/kg	99	102	64-137	3	30

*- Outside of specification

** - This limit was used in the evaluation of the final result for the blank

- (1) The result for one or both determinations was less than five times the LOQ.
- (2) The unspiked result was more than four times the spike added.

Quality Control Summary

Client Name: ChevronTexaco

Group Number: 1329799

Reported: 08/30/12 at 04:42 PM

<u>Analysis Name</u>	<u>Blank Result</u>	<u>Blank MDL**</u>	<u>Blank LOQ</u>	<u>Report Units</u>	<u>LCS %REC</u>	<u>LCS D %REC</u>	<u>LCS/LCS D Limits</u>	<u>RPD</u>	<u>RPD Max</u>
Hexachlorobutadiene	N.D.	0.002	0.005	mg/kg	99	102	46-130	3	30
2-Hexanone	N.D.	0.003	0.010	mg/kg	109	107	45-155	2	30
di-Isopropyl ether	N.D.	0.001	0.005	mg/kg	97	100	73-121	4	30
Isopropylbenzene	N.D.	0.001	0.005	mg/kg	102	102	76-120	0	30
p-Isopropyltoluene	N.D.	0.001	0.005	mg/kg	101	102	75-120	1	30
Methyl Tertiary Butyl Ether	N.D.	0.0005	0.005	mg/kg	108	104	74-121	3	30
4-Methyl-2-pentanone	N.D.	0.003	0.010	mg/kg	105	95	61-134	10	30
Methylene Chloride	N.D.	0.002	0.005	mg/kg	92	95	76-124	3	30
Naphthalene	N.D.	0.001	0.005	mg/kg	107	105	59-123	2	30
n-Propylbenzene	N.D.	0.001	0.005	mg/kg	100	102	77-120	2	30
Styrene	N.D.	0.001	0.005	mg/kg	99	100	76-120	1	30
1,1,1,2-Tetrachloroethane	N.D.	0.001	0.005	mg/kg	100	100	80-120	0	30
1,1,2,2-Tetrachloroethane	N.D.	0.001	0.005	mg/kg	107	102	71-123	4	30
Tetrachloroethene	N.D.	0.001	0.005	mg/kg	101	103	78-126	1	30
Toluene	N.D.	0.001	0.005	mg/kg	97	100	80-120	2	30
1,2,3-Trichlorobenzene	N.D.	0.001	0.005	mg/kg	103	106	64-120	3	30
1,2,4-Trichlorobenzene	N.D.	0.001	0.005	mg/kg	102	105	68-120	2	30
1,1,1-Trichloroethane	N.D.	0.001	0.005	mg/kg	98	100	71-125	1	30
1,1,2-Trichloroethane	N.D.	0.001	0.005	mg/kg	105	104	80-120	1	30
Trichloroethene	N.D.	0.001	0.005	mg/kg	99	100	80-120	1	30
Trichlorofluoromethane	N.D.	0.002	0.005	mg/kg	110	112	58-133	2	30
1,2,3-Trichloropropane	N.D.	0.001	0.005	mg/kg	111	104	71-123	7	30
1,2,4-Trimethylbenzene	N.D.	0.001	0.005	mg/kg	99	101	79-120	1	30
1,3,5-Trimethylbenzene	N.D.	0.001	0.005	mg/kg	101	102	78-120	1	30
Vinyl Chloride	N.D.	0.001	0.005	mg/kg	96	99	53-120	4	30
m+p-Xylene	N.D.	0.001	0.005	mg/kg	101	103	80-120	2	30
o-Xylene	N.D.	0.001	0.005	mg/kg	100	100	80-120	0	30

Batch number: R122371AA

Sample number(s): 6759644

Acetone	N.D.	0.35	1.0	mg/kg	98	98	32-209	0	30
t-Amyl methyl ether	N.D.	0.050	0.25	mg/kg	110	111	56-137	0	30
Benzene	N.D.	0.025	0.25	mg/kg	106	104	80-120	2	30
Bromobenzene	N.D.	0.050	0.25	mg/kg	96	93	79-120	3	30
Bromochloromethane	N.D.	0.050	0.25	mg/kg	105	106	79-124	1	30
Bromodichloromethane	N.D.	0.050	0.25	mg/kg	109	108	78-120	0	30
Bromoform	N.D.	0.050	0.25	mg/kg	98	98	70-120	0	30
Bromomethane	N.D.	0.10	0.25	mg/kg	113	104	32-162	8	30
2-Butanone	N.D.	0.20	0.50	mg/kg	98	96	46-153	2	30
t-Butyl alcohol	N.D.	1.0	5.0	mg/kg	99	100	60-149	1	30
n-Butylbenzene	N.D.	0.050	0.25	mg/kg	81	85	72-120	5	30
sec-Butylbenzene	N.D.	0.050	0.25	mg/kg	85	86	75-120	1	30
tert-Butylbenzene	N.D.	0.050	0.25	mg/kg	90	88	75-120	3	30
Carbon Disulfide	N.D.	0.050	0.25	mg/kg	109	107	67-122	1	30
Carbon Tetrachloride	N.D.	0.050	0.25	mg/kg	114	112	69-122	1	30
Chlorobenzene	N.D.	0.050	0.25	mg/kg	99	99	80-120	0	30
Chloroethane	N.D.	0.10	0.25	mg/kg	156*	102	37-154	42*	30
2-Chloroethyl Vinyl Ether	N.D.	0.10	0.50	mg/kg	104	103	43-146	1	30
Chloroform	N.D.	0.050	0.25	mg/kg	106	107	80-120	1	30
Chloromethane	N.D.	0.10	0.25	mg/kg	88	86	56-120	3	30
2-Chlorotoluene	N.D.	0.050	0.25	mg/kg	92	91	78-120	1	30
4-Chlorotoluene	N.D.	0.050	0.25	mg/kg	95	91	79-120	4	30
1,2-Dibromo-3-chloropropane	N.D.	0.10	0.25	mg/kg	104	103	55-128	1	30
Dibromochloromethane	N.D.	0.050	0.25	mg/kg	107	105	77-120	2	30
1,2-Dibromoethane	N.D.	0.050	0.25	mg/kg	104	103	80-120	1	30
Dibromomethane	N.D.	0.050	0.25	mg/kg	109	107	80-120	2	30
1,2-Dichlorobenzene	N.D.	0.050	0.25	mg/kg	93	92	79-120	2	30
1,3-Dichlorobenzene	N.D.	0.050	0.25	mg/kg	93	91	78-120	2	30
1,4-Dichlorobenzene	N.D.	0.050	0.25	mg/kg	92	91	79-120	1	30

*- Outside of specification

** - This limit was used in the evaluation of the final result for the blank

- (1) The result for one or both determinations was less than five times the LOQ.
- (2) The unspiked result was more than four times the spike added.

Quality Control Summary

Client Name: ChevronTexaco

Group Number: 1329799

Reported: 08/30/12 at 04:42 PM

<u>Analysis Name</u>	<u>Blank Result</u>	<u>Blank MDL**</u>	<u>Blank LOQ</u>	<u>Report Units</u>	<u>LCS %REC</u>	<u>LCSD %REC</u>	<u>LCS/LCSD Limits</u>	<u>RPD</u>	<u>RPD Max</u>
Dichlorodifluoromethane	N.D.	0.10	0.25	mg/kg	71	67	20-120	5	30
1,1-Dichloroethane	N.D.	0.050	0.25	mg/kg	112	110	80-120	1	30
1,2-Dichloroethane	N.D.	0.050	0.25	mg/kg	120	115	71-129	4	30
1,1-Dichloroethene	N.D.	0.050	0.25	mg/kg	117	112	73-129	4	30
cis-1,2-Dichloroethene	N.D.	0.050	0.25	mg/kg	109	107	80-120	1	30
trans-1,2-Dichloroethene	N.D.	0.050	0.25	mg/kg	107	106	79-120	1	30
1,2-Dichloropropane	N.D.	0.050	0.25	mg/kg	108	106	77-120	2	30
1,3-Dichloropropane	N.D.	0.050	0.25	mg/kg	102	103	80-120	0	30
2,2-Dichloropropane	N.D.	0.050	0.25	mg/kg	112	113	72-123	1	30
1,1-Dichloropropene	N.D.	0.050	0.25	mg/kg	107	106	77-120	1	30
cis-1,3-Dichloropropene	N.D.	0.050	0.25	mg/kg	120	119	74-120	1	30
trans-1,3-Dichloropropene	N.D.	0.050	0.25	mg/kg	106	104	77-120	1	30
Ethanol	N.D.	5.0	25	mg/kg	81	107	47-157	28	30
Ethyl t-butyl ether	N.D.	0.050	0.25	mg/kg	109	108	70-122	1	30
Ethylbenzene	N.D.	0.050	0.25	mg/kg	99	98	80-120	1	30
Freon 113	N.D.	0.10	0.50	mg/kg	111	108	64-137	3	30
Hexachlorobutadiene	N.D.	0.10	0.25	mg/kg	65	68	46-130	3	30
2-Hexanone	N.D.	0.15	0.50	mg/kg	84	86	45-155	2	30
di-Isopropyl ether	N.D.	0.050	0.25	mg/kg	107	105	73-121	2	30
Isopropylbenzene	N.D.	0.050	0.25	mg/kg	95	94	76-120	1	30
p-Isopropyltoluene	N.D.	0.050	0.25	mg/kg	88	89	75-120	1	30
Methyl Tertiary Butyl Ether	N.D.	0.025	0.25	mg/kg	109	108	74-121	0	30
4-Methyl-2-pentanone	N.D.	0.15	0.50	mg/kg	107	105	61-134	2	30
Methylene Chloride	N.D.	0.10	0.25	mg/kg	112	108	76-124	4	30
Naphthalene	N.D.	0.050	0.25	mg/kg	84	86	59-123	3	30
n-Propylbenzene	N.D.	0.050	0.25	mg/kg	92	88	77-120	4	30
Styrene	N.D.	0.050	0.25	mg/kg	100	98	76-120	2	30
1,1,1,2-Tetrachloroethane	N.D.	0.050	0.25	mg/kg	101	99	80-120	2	30
1,1,2,2-Tetrachloroethane	N.D.	0.050	0.25	mg/kg	97	97	71-123	0	30
Tetrachloroethene	N.D.	0.050	0.25	mg/kg	98	98	78-126	0	30
Toluene	N.D.	0.050	0.25	mg/kg	99	97	80-120	2	30
1,2,3-Trichlorobenzene	N.D.	0.050	0.25	mg/kg	72	77	64-120	6	30
1,2,4-Trichlorobenzene	N.D.	0.050	0.25	mg/kg	80	83	68-120	4	30
1,1,1-Trichloroethane	N.D.	0.050	0.25	mg/kg	117	113	71-125	3	30
1,1,2-Trichloroethane	N.D.	0.050	0.25	mg/kg	100	102	80-120	2	30
Trichloroethene	N.D.	0.050	0.25	mg/kg	107	102	80-120	4	30
Trichlorofluoromethane	N.D.	0.10	0.25	mg/kg	112	105	58-133	7	30
1,2,3-Trichloropropane	N.D.	0.050	0.25	mg/kg	101	98	71-123	3	30
1,2,4-Trimethylbenzene	N.D.	0.050	0.25	mg/kg	94	93	79-120	1	30
1,3,5-Trimethylbenzene	N.D.	0.050	0.25	mg/kg	94	91	78-120	3	30
Vinyl Chloride	N.D.	0.050	0.25	mg/kg	87	85	53-120	2	30
m+p-Xylene	N.D.	0.050	0.25	mg/kg	98	99	80-120	1	30
o-Xylene	N.D.	0.050	0.25	mg/kg	100	98	80-120	1	30

Batch number: 12240SLA026

Sample number(s): 6759632

tetraethyl lead

N.D. 0.033 0.17 mg/kg 98 70-120

Batch number: 12235SLC026

Sample number(s): 6759632, 6759636, 6759640, 6759644

Acenaphthene	N.D.	0.003	0.017	mg/kg	95	96	83-111	0	30
Acenaphthylene	N.D.	0.003	0.017	mg/kg	110	110	83-127	0	30
Anthracene	N.D.	0.003	0.017	mg/kg	100	99	83-111	2	30
Benzo(a)anthracene	N.D.	0.003	0.017	mg/kg	98	96	73-123	1	30
Benzo(a)pyrene	N.D.	0.003	0.017	mg/kg	107	106	80-123	1	30
Benzo(b)fluoranthene	N.D.	0.003	0.017	mg/kg	99	102	76-124	3	30
Benzo(g,h,i)perylene	N.D.	0.003	0.017	mg/kg	108	103	77-122	5	30
Benzo(k)fluoranthene	N.D.	0.003	0.017	mg/kg	102	98	71-135	4	30
4-Bromophenyl-phenylether	N.D.	0.017	0.033	mg/kg	96	98	79-117	2	30
Butylbenzylphthalate	N.D.	0.067	0.17	mg/kg	101	98	77-125	4	30

*- Outside of specification

** - This limit was used in the evaluation of the final result for the blank

- (1) The result for one or both determinations was less than five times the LOQ.
- (2) The unspiked result was more than four times the spike added.

Quality Control Summary

Client Name: ChevronTexaco

Group Number: 1329799

Reported: 08/30/12 at 04:42 PM

<u>Analysis Name</u>	<u>Blank Result</u>	<u>Blank MDL**</u>	<u>Blank LOQ</u>	<u>Report Units</u>	<u>LCS %REC</u>	<u>LCSD %REC</u>	<u>LCS/LCSD Limits</u>	<u>RPD</u>	<u>RPD Max</u>
Di-n-butylphthalate	N.D.	0.067	0.17	mg/kg	104	102	79-112	1	30
Carbazole	N.D.	0.017	0.033	mg/kg	100	97	83-111	3	30
4-Chloro-3-methylphenol	N.D.	0.017	0.033	mg/kg	105	104	74-119	1	30
4-Chloroaniline	N.D.	0.017	0.033	mg/kg	52	99*	10-97	61*	30
bis(2-Chloroethoxy)methane	N.D.	0.017	0.033	mg/kg	101	100	75-121	1	30
bis(2-Chloroethyl) ether	N.D.	0.017	0.033	mg/kg	97	98	77-115	1	30
2-Chloronaphthalene	N.D.	0.007	0.033	mg/kg	92	92	50-117	0	30
2-Chlorophenol	N.D.	0.017	0.033	mg/kg	102	102	61-142	0	30
4-Chlorophenyl-phenylether	N.D.	0.017	0.033	mg/kg	103	103	79-110	0	30
2,2'-oxybis(1-Chloropropane)	N.D.	0.017	0.033	mg/kg	101	100	59-127	1	30
Chrysene	N.D.	0.003	0.017	mg/kg	92	90	73-119	3	30
Dibenz(a,h)anthracene	N.D.	0.003	0.017	mg/kg	111	108	67-129	2	30
Dibenzofuran	N.D.	0.017	0.033	mg/kg	101	101	78-116	0	30
1,2-Dichlorobenzene	N.D.	0.017	0.033	mg/kg	93	92	79-112	1	30
1,3-Dichlorobenzene	N.D.	0.017	0.033	mg/kg	91	90	79-113	2	30
1,4-Dichlorobenzene	N.D.	0.017	0.033	mg/kg	94	93	79-112	1	30
3,3'-Dichlorobenzidine	N.D.	0.10	0.33	mg/kg	64	79	17-116	21	30
2,4-Dichlorophenol	N.D.	0.017	0.033	mg/kg	110	108	81-123	2	30
Diethylphthalate	N.D.	0.067	0.17	mg/kg	106	104	82-113	2	30
2,4-Dimethylphenol	N.D.	0.017	0.033	mg/kg	109	107	83-120	2	30
Dimethylphthalate	N.D.	0.067	0.17	mg/kg	104	103	80-120	1	30
4,6-Dinitro-2-methylphenol	N.D.	0.17	0.50	mg/kg	96	94	60-113	2	30
2,4-Dinitrophenol	N.D.	0.30	1.0	mg/kg	85	81	28-131	4	30
2,4-Dinitrotoluene	N.D.	0.067	0.17	mg/kg	105	104	80-116	1	30
2,6-Dinitrotoluene	N.D.	0.017	0.033	mg/kg	109	108	79-115	1	30
bis(2-Ethylhexyl)phthalate	N.D.	0.067	0.17	mg/kg	94	92	75-124	2	30
Fluoranthene	N.D.	0.003	0.017	mg/kg	101	99	80-113	2	30
Fluorene	N.D.	0.003	0.017	mg/kg	106	104	81-117	2	30
Hexachlorobenzene	N.D.	0.003	0.017	mg/kg	93	95	79-115	2	30
Hexachlorobutadiene	N.D.	0.017	0.033	mg/kg	88	89	70-112	2	30
Hexachlorocyclopentadiene	N.D.	0.17	0.50	mg/kg	90	92	64-127	2	30
Hexachloroethane	N.D.	0.033	0.17	mg/kg	91	91	76-109	1	30
Indeno(1,2,3-cd)pyrene	N.D.	0.003	0.017	mg/kg	110	106	64-128	3	30
Isophorone	N.D.	0.017	0.033	mg/kg	101	101	72-107	0	30
2-Methylnaphthalene	N.D.	0.003	0.017	mg/kg	104	103	79-110	1	30
2-Methylphenol	N.D.	0.017	0.033	mg/kg	106	107	75-126	0	30
4-Methylphenol	N.D.	0.017	0.033	mg/kg	104	105	74-116	1	30
Naphthalene	N.D.	0.003	0.017	mg/kg	96	96	77-115	0	30
2-Nitroaniline	N.D.	0.017	0.033	mg/kg	113	112	83-118	1	30
3-Nitroaniline	N.D.	0.067	0.17	mg/kg	101	106	66-114	4	30
4-Nitroaniline	N.D.	0.067	0.17	mg/kg	93*	96*	52-92	4	30
Nitrobenzene	N.D.	0.017	0.033	mg/kg	106	105	78-122	1	30
2-Nitrophenol	N.D.	0.017	0.033	mg/kg	106	108	81-114	1	30
4-Nitrophenol	N.D.	0.17	0.50	mg/kg	105	101	57-131	3	30
N-Nitroso-di-n-propylamine	N.D.	0.017	0.033	mg/kg	99	98	70-113	0	30
N-Nitrosodiphenylamine	N.D.	0.017	0.033	mg/kg	103	105	79-124	2	30
Di-n-octylphthalate	N.D.	0.067	0.17	mg/kg	106	105	65-141	1	30
Pentachlorophenol	N.D.	0.033	0.17	mg/kg	102	102	60-134	0	30
Phenanthrene	N.D.	0.003	0.017	mg/kg	99	98	77-119	0	30
Phenol	N.D.	0.017	0.033	mg/kg	105	105	69-126	0	30
Pyrene	N.D.	0.003	0.017	mg/kg	99	98	80-121	1	30
1,2,4-Trichlorobenzene	N.D.	0.017	0.033	mg/kg	94	92	81-119	1	30
2,4,5-Trichlorophenol	N.D.	0.017	0.033	mg/kg	105	105	84-109	0	30
2,4,6-Trichlorophenol	N.D.	0.017	0.033	mg/kg	106	107	81-123	1	30

Batch number: 12234A34A
TPH-GRO N. CA soil C6-C12

Sample number(s): 6759632,6759636,6759640,6759644
N.D. 1.0 1.0 mg/kg

67-119 6 30

*- Outside of specification

** - This limit was used in the evaluation of the final result for the blank

- (1) The result for one or both determinations was less than five times the LOQ.
- (2) The unspiked result was more than four times the spike added.

Quality Control Summary

Client Name: ChevronTexaco

Group Number: 1329799

Reported: 08/30/12 at 04:42 PM

<u>Analysis Name</u>	<u>Blank Result</u>	<u>Blank MDL**</u>	<u>Blank LOQ</u>	<u>Report Units</u>	<u>LCS %REC</u>	<u>LCSD %REC</u>	<u>LCS/LCSD Limits</u>	<u>RPD</u>	<u>RPD Max</u>
Batch number: 122330015A	Sample number(s): 6759632, 6759636, 6759640, 6759644								
PCB-1016	N.D.	0.0036	0.017	mg/kg	99		64-121		
PCB-1221	N.D.	0.0046	0.017	mg/kg					
PCB-1232	N.D.	0.0080	0.017	mg/kg					
PCB-1242	N.D.	0.0033	0.017	mg/kg					
PCB-1248	N.D.	0.0033	0.017	mg/kg					
PCB-1254	N.D.	0.0033	0.017	mg/kg					
PCB-1260	N.D.	0.0049	0.017	mg/kg	107		72-123		
Batch number: 122340022A	Sample number(s): 6759632, 6759636, 6759640, 6759644								
TPH-DRO soil C10-C28 microwave	N.D.	4.0	12	mg/kg	91	92	76-117	0	20
Batch number: 122340023A	Sample number(s): 6759632, 6759636, 6759640, 6759644								
Total TPH	N.D.	10.	30	mg/kg	82	83	64-122	2	20
TPH Motor Oil C16-C36	N.D.	10.	30	mg/kg					
Batch number: 122335708009	Sample number(s): 6759632, 6759636, 6759640, 6759644								
Antimony	N.D.	0.500	2.00	mg/kg	105		80-120		
Arsenic	N.D.	0.330	2.00	mg/kg	107		80-120		
Barium	N.D.	0.0330	0.500	mg/kg	101		80-120		
Beryllium	N.D.	0.0670	0.500	mg/kg	101		80-120		
Cadmium	0.0390	0.0330	0.500	mg/kg	103		80-120		
Chromium	N.D.	0.0880	1.50	mg/kg	100		80-120		
Cobalt	N.D.	0.0900	0.500	mg/kg	102		80-120		
Copper	N.D.	0.180	1.00	mg/kg	103		80-120		
Lead	N.D.	0.470	1.50	mg/kg	104		80-120		
Molybdenum	N.D.	0.170	1.00	mg/kg	101		80-120		
Nickel	N.D.	0.110	1.00	mg/kg	102		80-120		
Selenium	N.D.	0.720	2.00	mg/kg	103		80-120		
Silver	N.D.	0.140	0.500	mg/kg	104		80-120		
Thallium	N.D.	0.370	3.00	mg/kg	88		80-120		
Vanadium	N.D.	0.110	0.500	mg/kg	98		80-120		
Zinc	N.D.	0.200	2.00	mg/kg	100		80-120		
Batch number: 122335711002	Sample number(s): 6759632, 6759636, 6759640, 6759644								
Mercury	N.D.	0.0102	0.0985	mg/kg	89		80-120		
Batch number: 122375705002	Sample number(s): 6759635, 6759639, 6759643, 6759647								
Chromium	N.D.	27.5	375	ug/l	100		80-120		
Lead	N.D.	128.	375	ug/l	101		80-120		
Batch number: 122405705001	Sample number(s): 6759637								
Lead	N.D.	128.	375	ug/l	101		80-120		
Batch number: 122405705004	Sample number(s): 6759645								
Lead	N.D.	5.1	15.0	ug/l	101		80-120		

Sample Matrix Quality Control

Unspiked (UNSPK) = the sample used in conjunction with the matrix spike
Background (BKG) = the sample used in conjunction with the duplicate

<u>Analysis Name</u>	<u>MS %REC</u>	<u>MSD %REC</u>	<u>MS/MSD Limits</u>	<u>RPD</u>	<u>RPD MAX</u>	<u>BKG Conc</u>	<u>DUP Conc</u>	<u>DUP RPD</u>	<u>Dup RPD Max</u>
----------------------	----------------	-----------------	----------------------	------------	----------------	-----------------	-----------------	----------------	--------------------

*- Outside of specification

** - This limit was used in the evaluation of the final result for the blank

- (1) The result for one or both determinations was less than five times the LOQ.
- (2) The unspiked result was more than four times the spike added.

Quality Control Summary

Client Name: ChevronTexaco
Reported: 08/30/12 at 04:42 PM

Group Number: 1329799

Sample Matrix Quality Control

Unspiked (UNSPK) = the sample used in conjunction with the matrix spike
Background (BKG) = the sample used in conjunction with the duplicate

<u>Analysis Name</u>	<u>MS</u> <u>%REC</u>	<u>MSD</u> <u>%REC</u>	<u>MS/MSD</u> <u>Limits</u>	<u>RPD</u> <u>RPD</u>	<u>BKG</u> <u>MAX</u>	<u>DUP</u> <u>Conc</u>	<u>DUP</u> <u>RPD</u>	<u>Dup</u> <u>RPD</u>	<u>Max</u>
Batch number: 12240SLA026	Sample number(s): 6759632 UNSPK: 6759632								
tetraethyl lead	85	81	57-109	5	30				
Batch number: 12235SLC026	Sample number(s): 6759632, 6759636, 6759640, 6759644 UNSPK: P759403								
Acenaphthene	93	92	33-140	2	30				
Acenaphthylene	106	123	47-137	15	30				
Anthracene	99	98	40-147	1	30				
Benzo(a)anthracene	105	82	32-150	23	30				
Benzo(a)pyrene	80	97	30-150	17	30				
Benzo(b)fluoranthene	74	98	29-150	24	30				
Benzo(g,h,i)perylene	82	99	31-152	16	30				
Benzo(k)fluoranthene	89	94	35-148	4	30				
4-Bromophenyl-phenylether	87	109	46-131	22	30				
Butylbenzylphthalate	89	113	42-146	24	30				
Di-n-butylphthalate	82	94	44-143	13	30				
Carbazole	91	88	36-148	4	30				
4-Chloro-3-methylphenol	111	80	50-137	33*	30				
4-Chloroaniline	52	48	11-114	8	30				
bis(2-Chloroethoxy)methane	90	109	49-125	18	30				
bis(2-Chloroethyl)ether	91	81	57-123	12	30				
2-Chloronaphthalene	94	85	22-131	10	30				
2-Chlorophenol	90	87	30-149	4	30				
4-Chlorophenyl-phenylether	102	95	42-130	8	30				
2,2'-oxybis(1-Chloropropane)	84	78	38-134	9	30				
Chrysene	96	75	33-142	23	30				
Dibenz(a,h)anthracene	86	104	37-151	18	30				
Dibenzofuran	94	92	38-148	3	30				
1,2-Dichlorobenzene	92	89	41-132	4	30				
1,3-Dichlorobenzene	90	88	32-134	4	30				
1,4-Dichlorobenzene	94	92	32-134	2	30				
3,3'-Dichlorobenzidine	69	57	10-143	19	30				
2,4-Dichlorophenol	102	102	54-135	1	30				
Diethylphthalate	95	91	53-132	5	30				
2,4-Dimethylphenol	96	111	49-134	13	30				
Dimethylphthalate	105	117	54-125	10	30				
4,6-Dinitro-2-methylphenol	72	84	10-148	14	30				
2,4-Dinitrophenol	62	48	20-143	27	30				
2,4-Dinitrotoluene	95	88	39-144	8	30				
2,6-Dinitrotoluene	121	119	44-140	2	30				
bis(2-Ethylhexyl)phthalate	103	81	38-151	24	30				
Fluoranthene	68	80	30-151	13	30				
Fluorene	97	96	36-140	2	30				
Hexachlorobenzene	87	110	38-143	23	30				
Hexachlorobutadiene	97	93	33-133	4	30				
Hexachlorocyclopentadiene	0*	0*	10-153	0	30				
Hexachloroethane	84	72	24-138	16	30				
Indeno(1,2,3-cd)pyrene	81	101	31-154	20	30				
Isophorone	115	110	54-122	5	30				
2-Methylnaphthalene	100	95	45-134	5	30				
2-Methylphenol	89	87	32-146	3	30				
4-Methylphenol	87	84	36-149	4	30				
Naphthalene	94	92	35-141	3	30				
2-Nitroaniline	109	103	46-146	5	30				

*- Outside of specification

** - This limit was used in the evaluation of the final result for the blank

- (1) The result for one or both determinations was less than five times the LOQ.
- (2) The unspiked result was more than four times the spike added.

Quality Control Summary

Client Name: ChevronTexaco
Reported: 08/30/12 at 04:42 PM

Group Number: 1329799

Sample Matrix Quality Control

Unspiked (UNSPK) = the sample used in conjunction with the matrix spike
Background (BKG) = the sample used in conjunction with the duplicate

<u>Analysis Name</u>	<u>MS</u> <u>%REC</u>	<u>MSD</u> <u>%REC</u>	<u>MS/MSD</u> <u>Limits</u>	<u>RPD</u> <u>RPD</u>	<u>RPD</u> <u>MAX</u>	<u>BKG</u> <u>Conc</u>	<u>DUP</u> <u>Conc</u>	<u>DUP</u> <u>RPD</u>	<u>Dup RPD</u> <u>Max</u>
3-Nitroaniline	87	80	15-153	8	30				
4-Nitroaniline	82	103	17-142	22	30				
Nitrobenzene	95	92	51-130	3	30				
2-Nitrophenol	120	108	39-142	11	30				
4-Nitrophenol	88	82	25-142	7	30				
N-Nitroso-di-n-propylamine	82	85	58-120	3	30				
N-Nitrosodiphenylamine	91	118	23-141	25	30				
Di-n-octylphthalate	90	99	43-149	9	30				
Pentachlorophenol	88	87	23-145	2	30				
Phenanthrene	98	101	34-147	2	30				
Phenol	91	88	39-151	4	30				
Pyrene	95	93	29-148	2	30				
1,2,4-Trichlorobenzene	96	95	41-131	1	30				
2,4,5-Trichlorophenol	104	90	41-141	15	30				
2,4,6-Trichlorophenol	95	84	41-142	13	30				

Batch number: 122330015A Sample number(s): 6759632, 6759636, 6759640, 6759644 UNSPK: P758791
PCB-1016 77 71 29-146 7 50
PCB-1260 123 112 39-149 9 50

Batch number: 122335708009 Sample number(s): 6759632, 6759636, 6759640, 6759644 UNSPK: 6759632 BKG: 6759632
Antimony 67* 67* 75-125 0 20 2.08 1.79 15 (1) 20
Arsenic 100 115 75-125 9 20 7.59 7.52 1 (1) 20
Barium 132* 122 75-125 5 20 140 117 18 20
Beryllium 102 103 83-111 1 20 0.547 0.526 4 (1) 20
Cadmium 98 100 75-125 2 20 0.547 0.607 10 (1) 20
Chromium 135* 141* 75-125 1 20 50.3 53.8 7 20
Cobalt 94 96 78-113 2 20 9.94 9.57 4 20
Copper 95 103 75-125 4 20 29.6 28.7 3 20
Lead 100 238* 75-125 27* 20 48.8 31.5 43* 20
Molybdenum 94 97 77-110 3 20 0.825 0.783 5 (1) 20
Nickel 106 103 75-125 1 20 47.7 50.3 5 20
Selenium 104 106 75-125 2 20 N.D. N.D. 0 (1) 20
Silver 107 108 75-125 1 20 0.546 0.509 7 (1) 20
Thallium 69* 72* 75-125 4 20 N.D. N.D. 0 (1) 20
Vanadium 117 123 75-125 3 20 53.4 52.4 2 20
Zinc 95 101 75-125 3 20 58.9 57.8 2 20

Batch number: 122335711002 Sample number(s): 6759632, 6759636, 6759640, 6759644 UNSPK: P755644 BKG: P755644
Mercury 102 98 80-120 8 20 N.D. N.D. 0 (1) 20

Batch number: 122375705002 Sample number(s): 6759635, 6759639, 6759643, 6759647 UNSPK: 6759635 BKG: 6759635
Chromium 105 104 81-120 0 20 119 130 9 (1) 20
Lead 108 107 75-125 1 20 725 754 4 (1) 20

Batch number: 122405705001 Sample number(s): 6759637 UNSPK: 6759637 BKG: 6759637
Lead 108 107 75-125 1 20 203 187 9 (1) 20

Batch number: 122405705004 Sample number(s): 6759645 UNSPK: P765356 BKG: P765356
Lead 87 86 75-125 1 20 N.D. N.D. 0 (1) 20

*- Outside of specification

** - This limit was used in the evaluation of the final result for the blank

- (1) The result for one or both determinations was less than five times the LOQ.
- (2) The unspiked result was more than four times the spike added.

Quality Control Summary

Client Name: ChevronTexaco
Reported: 08/30/12 at 04:42 PM

Group Number: 1329799

Surrogate Quality Control

Surrogate recoveries which are outside of the QC window are confirmed unless attributed to dilution or otherwise noted on the Analysis Report.

Analysis Name: 8260 Ext. Soil Master w/GRO
Batch number: B122391AA

	Dibromofluoromethane	1,2-Dichloroethane-d4	Toluene-d8	4-Bromofluorobenzene
6759632	102	104	98	98
6759636	105	111	99	96
6759640	102	102	114	82
Blank	102	101	98	96
LCS	103	106	101	104
LCSD	102	99	101	102

Limits: 50-141 54-135 52-141 50-131

Analysis Name: 8260 Ext. Soil Master w/GRO
Batch number: R122371AA

	Dibromofluoromethane	1,2-Dichloroethane-d4	Toluene-d8	4-Bromofluorobenzene
6759644	88	87	82	99
Blank	104	101	96	98
LCS	99	99	89	92
LCSD	97	98	89	93

Limits: 50-141 54-135 52-141 50-131

Analysis Name: TCL 8270 (microwave)
Batch number: 12235SLC026

	Phenol-d6	2-Fluorophenol	2,4,6-Tribromophenol	Nitrobenzene-d5	2-Fluorobiphenyl	Terphenyl-d14
6759632	86	87	74	91	92	88
6759636	82	67	82	92	98	91
6759640	94	81	68	88	78	91
6759644	82	85	78	95	108	91
Blank	93	94	87	95	90	95
LCS	102	101	91	99	94	100
LCSD	102	101	92	98	94	99
MS	91	112	81	96	99	98
MSD	88	88	62	83	104	98

Limits: 42-130 48-136 28-139 45-123 47-126 46-143

Analysis Name: Organolead in Soil by GC/MS
Batch number: 12240SLA026

	Nitrobenzene-d5	2-Fluorobiphenyl	Terphenyl-d14
6759632	87	86	96
Blank	104	95	106*
LCS	101	85	105*
MS	84	89	94
MSD	82	90	90

Limits: 48-140 56-129 59-96

Analysis Name: TPH-GRO N. CA soil C6-C12

*- Outside of specification

** - This limit was used in the evaluation of the final result for the blank

- (1) The result for one or both determinations was less than five times the LOQ.
- (2) The unspiked result was more than four times the spike added.

Quality Control Summary

Client Name: ChevronTexaco
Reported: 08/30/12 at 04:42 PM

Group Number: 1329799

Surrogate Quality Control

Batch number: 12234A34A
Trifluorotoluene-F

6759632	65
6759636	58*
6759640	60*
6759644	74
Blank	74
LCS	76
LCSD	75

Limits: 61-122

Analysis Name: PCBs in Soil (microwave)
Batch number: 122330015A
Tetrachloro-m-xylene Decachlorobiphenyl

6759632	90	87
6759636	85	79
6759640	88	83
6759644	83	79
Blank	113	113
LCS	108	115
MS	93	305*
MSD	88	303*

Limits: 33-143 24-164

Analysis Name: TPH-DRO soil C10-C28 microwave
Batch number: 122340022A
Orthoterphenyl

6759632	98
6759636	103
6759640	96
6759644	105
Blank	106
LCS	101
LCSD	101

Limits: 50-131

Analysis Name: TPH Fuels by GC (Soils)
Batch number: 122340023A
Chlorobenzene Orthoterphenyl

6759632	95	71
6759636	97	69
6759640	122	90
6759644	107	112
Blank	96	100
LCS	84	87
LCSD	86	87

Limits: 49-125 59-129

*- Outside of specification

** - This limit was used in the evaluation of the final result for the blank

- (1) The result for one or both determinations was less than five times the LOQ.
- (2) The unspiked result was more than four times the spike added.

Quality Control Summary

Client Name: ChevronTexaco
Reported: 08/30/12 at 04:42 PM

Group Number: 1329799

*- Outside of specification

** - This limit was used in the evaluation of the final result for the blank

- (1) The result for one or both determinations was less than five times the LOQ.
- (2) The unspiked result was more than four times the spike added.

Chevron California Region Analysis Request/Chain of Custody



Acct. #: 10880

For Lancaster Laboratories use only
Sample #: 6759632-47

SCR#: _____
246832

GLOBAL ID: TO600102238

C# 1329799

Facility #: CHEVRON 91851
 Site Address: 451 HEGENBERGER ROAD, OAKLAND, CA
 Chevron PM: CATALINA ESPINO VIVINE Lead Consultant: CRA
 Consultant/Office: EMERYVILLE, CA
 Consultant Prj. Mgr.: NATHAN LEE
 Consultant Phone #: (510) 420-0700 Fax #: (510) 420-9170
 Sampler: _____
 Service Order #: _____ Non SAR: _____

Analyses Requested

Preservation Codes									
BTEX + MTBE 8260 <input type="checkbox"/> 8021 <input type="checkbox"/>	TPH 8015 MOD GRO	TPH 8015 MOD DRO <input type="checkbox"/> Silica Gel Cleanup	8260 full scan	Oxygenates	Lead 7420 <input type="checkbox"/> 7421 <input type="checkbox"/>	TPH 8015 MOD - MOTOR OIL	PCBs BY 8082	CAM-17 METALS BY 6018	

Preservative Codes
 H = HCl T = Thiosulfate
 N = HNO₃ B = NaOH
 S = H₂SO₄ O = Other

J value reporting needed
 Must meet lowest detection limits possible for 8260 compounds

8021 MTBE Confirmation
 Confirm highest hit by 8260
 Confirm all hits by 8260
 Run ___ oxy's on highest hit
 Run ___ oxy's on all hits

Field Point Name	Matrix	Repeat Sample	Top Depth	Year Month Day	Time Collected	New Field Pt.	Grab	Composite	Total Number of Containers	BTEX + MTBE 8260 <input type="checkbox"/> 8021 <input type="checkbox"/>	TPH 8015 MOD GRO	TPH 8015 MOD DRO <input type="checkbox"/> Silica Gel Cleanup	8260 full scan	Oxygenates	Lead 7420 <input type="checkbox"/> 7421 <input type="checkbox"/>	TPH 8015 MOD - MOTOR OIL	PCBs BY 8082	CAM-17 METALS BY 6018			
B-18	SOIL		2'	2012-08-17	1325		}	COMPOSITE	---		X	X				X	X	X			
B-18	↓		4'	↓	1347																
B-18	↓		6'	↓	1400																
B-18	↓		8'	↓	1407																
B-19	SOIL		2'	2012-08-17	1354		}	COMPOSITE	---		X	X				X	X	X			
B-19	↓		4'	↓	1410																
B-19	↓		6'	↓	1417																
B-19	↓		8'	↓	1431																
B-20	SOIL		2'	2012-08-17	1447		}	COMPOSITE	---		X	X				X	X	X			
B-20	↓		4'	↓	1450																
B-20	↓		6'	↓	1459																
B-20	↓		8'	↓	1516																

Comments / Remarks
 PLEASE PERFORM CONTINGENCY ANALYSIS IF TRIGGER VALUES ARE EXCEEDED, PLEASE SEE ATTACHED SAMPLING PLAN.

 PLEASE SEND RESULTS TO: NLEE@CRAWORLD.COM.
 Add 8260 Full Scan + SVOLs to all samples per N. Lee. mks 8/22/12

Turnaround Time Requested (TAT) (please circle)

STD. TAT 72 hour 48 hour
 24 hour 4 day **5 day**

Data Package Options (please circle if required)

QC Summary Type I - Full
 Type VI (Raw Data) Coelt Deliverable not needed
 WIP (RWQCB)
 Disk

Relinquished by: <u>[Signature]</u>	Date: <u>8/17/12</u>	Time: <u>1600</u>	Received by: <u>FER EX</u>	Date: <u>8/17/12</u>	Time: <u>1600</u>
Relinquished by: _____	Date: _____	Time: _____	Received by: _____	Date: _____	Time: _____
Relinquished by: _____	Date: _____	Time: _____	Received by: _____	Date: _____	Time: _____
Relinquished by Commercial Carrier: _____	Received by: <u>[Signature]</u>			Date: <u>8/17/12</u>	Time: <u>1600</u>
UPS FedEx Other _____	Temperature Upon Receipt: <u>13</u> °C			Custody Seals Intact? <u>Yes</u> No	

Chevron California Region Analysis Request/Chain of Custody



246831

For Lancaster Laboratories use only

Acct. #: 10880 Sample #: 6759632-47 SCR#: _____

GLOBAL ID: T0670102238

C# 1329799

Facility #: CHEVRON 91851

Site Address: 451 HEGENBERGER ROAD, OAKLAND, CA

Chevron PM: CATALINA ESTRO DOMINE Lead Consultant: CRA

Consultant/Office: EMERYVILLE, CA

Consultant Prj. Mgr.: NATHAN LEE

Consultant Phone #: (510) 420-0700 Fax #: (510) 420-9170

Sampler: OYAN

Service Order #: _____ Non SAR: _____

Analyses Requested

Preservation Codes																									
BTEX + MTBE	8260	<input type="checkbox"/>	8021	<input type="checkbox"/>	TPH 8015 MOD	GRO	<input type="checkbox"/>	Silica Gel Cleanup	<input type="checkbox"/>	TPH 8015 MOD DRO	<input type="checkbox"/>	8260 full scan	<input type="checkbox"/>	Oxygenates	<input type="checkbox"/>	Lead 7420	<input type="checkbox"/>	7421	<input type="checkbox"/>	TPH 8015 MOD - MOTOR OIL	<input type="checkbox"/>	PCBs BY 8002	<input type="checkbox"/>	CAL-17 METALS BY 6008	<input type="checkbox"/>

Preservative Codes

H = HCl T = Thiosulfate
 N = HNO₃ B = NaOH
 S = H₂SO₄ O = Other

J value reporting needed

Must meet lowest detection limits possible for 8260 compounds

8021 MTBE Confirmation

Confirm highest hit by 8260

Confirm all hits by 8260

Run ___ oxy's on highest hit

Run ___ oxy's on all hits

Field Point Name	Matrix	Repeat Sample	Top Depth	Year Month Day	Time Collected	New Field Pt.	Grab	Composite	Total Number of Containers	BTEX + MTBE	8260	TPH 8015 MOD	GRO	TPH 8015 MOD DRO	Silica Gel Cleanup	8260 full scan	Oxygenates	Lead 7420	7421	TPH 8015 MOD - MOTOR OIL	PCBs BY 8002	CAL-17 METALS BY 6008	
B-21	SOIL	-	2'	2012 08 17	1524	-	✓	Composite	1	X	X	X	X	X	X	X	X	X	X	X	X	X	X
D-21	↓	↓	4'	↓	1535	-	✓	Composite	1	↓	↓	↓	↓	↓	↓	↓	↓	↓	↓	↓	↓	↓	↓
B-21	↓	↓	6'	↓	1550	-	✓	Composite	1	↓	↓	↓	↓	↓	↓	↓	↓	↓	↓	↓	↓	↓	↓
B-21	↓	↓	8'	↓	1555	-	✓	Composite	1	↓	↓	↓	↓	↓	↓	↓	↓	↓	↓	↓	↓	↓	↓

Comments / Remarks

PLEASE PERFORM CONTINGENCY ANALYSIS IF HIGHER VALUES ARE EXCEEDED, PLEASE SEE ATTACHED SAMPLING PLAN.

PLEASE EMAIL RESULTS TO: NLEE@CRAWORLD.COM

Add 8260 Full Scan + SVOCs to all samples per N-LEE MEX 8/22/12

Turnaround Time Requested (TAT) (please circle)

STD. TAT 72 hour 48 hour
 24 hour 4 day 5 day

Data Package Options (please circle if required)

QC Summary Type I - Full
 Type VI (Raw Data) Coelt Deliverable not needed
 WIP (RWQCB)
 Disk

Relinquished by: <u>[Signature]</u>	Date: <u>8/17/12</u>	Time: <u>1600</u>	Received by: <u>FED EX</u>	Date: <u>8/17/12</u>	Time: <u>1600</u>
Relinquished by: _____	Date: _____	Time: _____	Received by: _____	Date: _____	Time: _____
Relinquished by: _____	Date: _____	Time: _____	Received by: _____	Date: _____	Time: _____
Relinquished by Commercial Carrier: <u>FedEx</u>	UPS	Other: _____	Received by: <u>[Signature]</u>	Date: <u>8/17/12</u>	Time: <u>1600</u>
Temperature Upon Receipt: <u>13</u> C°	Custody Seals Intact? <u>Yes</u> No				

Explanation of Symbols and Abbreviations

The following defines common symbols and abbreviations used in reporting technical data:

RL	Reporting Limit	BMQL	Below Minimum Quantitation Level
N.D.	none detected	MPN	Most Probable Number
TNTC	Too Numerous To Count	CP Units	cobalt-chloroplatinate units
IU	International Units	NTU	nephelometric turbidity units
umhos/cm	micromhos/cm	ng	nanogram(s)
C	degrees Celsius	F	degrees Fahrenheit
meq	milliequivalents	lb.	pound(s)
g	gram(s)	kg	kilogram(s)
µg	microgram(s)	mg	milligram(s)
mL	milliliter(s)	L	liter(s)
m³	cubic meter(s)	µL	microliter(s)
		pg/L	picogram/liter
<	less than - The number following the sign is the <u>limit of quantitation</u> , the smallest amount of analyte which can be reliably determined using this specific test.		
>	greater than		
ppm	parts per million - One ppm is equivalent to one milligram per kilogram (mg/kg), or one gram per million grams. For aqueous liquids, ppm is usually taken to be equivalent to milligrams per liter (mg/l), because one liter of water has a weight very close to a kilogram. For gases or vapors, one ppm is equivalent to one microliter of gas per liter of gas.		
ppb	parts per billion		
Dry weight basis	Results printed under this heading have been adjusted for moisture content. This increases the analyte weight concentration to approximate the value present in a similar sample without moisture. All other results are reported on an as-received basis.		

Data Qualifiers:

C – result confirmed by reanalysis.

J - estimated value – The result is \geq the Method Detection Limit (MDL) and $<$ the Limit of Quantitation (LOQ).

U.S. EPA CLP Data Qualifiers:

Organic Qualifiers		Inorganic Qualifiers	
A	TIC is a possible aldol-condensation product	B	Value is $<$ CRDL, but \geq IDL
B	Analyte was also detected in the blank	E	Estimated due to interference
C	Pesticide result confirmed by GC/MS	M	Duplicate injection precision not met
D	Compound quantitated on a diluted sample	N	Spike sample not within control limits
E	Concentration exceeds the calibration range of the instrument	S	Method of standard additions (MSA) used for calculation
N	Presumptive evidence of a compound (TICs only)	U	Compound was not detected
P	Concentration difference between primary and confirmation columns $>25\%$	W	Post digestion spike out of control limits
U	Compound was not detected	*	Duplicate analysis not within control limits
X,Y,Z	Defined in case narrative	+	Correlation coefficient for MSA <0.995

Analytical test results meet all requirements of NELAC unless otherwise noted under the individual analysis.

Measurement uncertainty values, as applicable, are available upon request.

Tests results relate only to the sample tested. Clients should be aware that a critical step in a chemical or microbiological analysis is the collection of the sample. Unless the sample analyzed is truly representative of the bulk of material involved, the test results will be meaningless. If you have questions regarding the proper techniques of collecting samples, please contact us. We cannot be held responsible for sample integrity, however, unless sampling has been performed by a member of our staff. This report shall not be reproduced except in full, without the written approval of the laboratory.

Times are local to the area of activity. Parameters listed in the 40 CFR part 136 Table II as “analyze immediately” are not performed within 15 minutes.

WARRANTY AND LIMITS OF LIABILITY - In accepting analytical work, we warrant the accuracy of test results for the sample as submitted. THE FOREGOING EXPRESS WARRANTY IS EXCLUSIVE AND IS GIVEN IN LIEU OF ALL OTHER WARRANTIES, EXPRESSED OR IMPLIED. WE DISCLAIM ANY OTHER WARRANTIES, EXPRESSED OR IMPLIED, INCLUDING A WARRANTY OF FITNESS FOR PARTICULAR PURPOSE AND WARRANTY OF MERCHANTABILITY. IN NO EVENT SHALL LANCASTER LABORATORIES BE LIABLE FOR INDIRECT, SPECIAL, CONSEQUENTIAL, OR INCIDENTAL DAMAGES INCLUDING, BUT NOT LIMITED TO, DAMAGES FOR LOSS OF PROFIT OR GOODWILL REGARDLESS OF (A) THE NEGLIGENCE (EITHER SOLE OR CONCURRENT) OF LANCASTER LABORATORIES AND (B) WHETHER LANCASTER LABORATORIES HAS BEEN INFORMED OF THE POSSIBILITY OF SUCH DAMAGES. We accept no legal responsibility for the purposes for which the client uses the test results. No purchase order or other order for work shall be accepted by Lancaster Laboratories which includes any conditions that vary from the Standard Terms and Conditions, and Lancaster hereby objects to any conflicting terms contained in any acceptance or order submitted by client.

ANALYTICAL RESULTS

Prepared by:

Lancaster Laboratories
2425 New Holland Pike
Lancaster, PA 17605-2425

Prepared for:

ChevronTexaco
6001 Bollinger Canyon Rd L4310
San Ramon CA 94583

August 29, 2012

Project: 91851

Submittal Date: 08/22/2012
Group Number: 1330449
PO Number: 0015098202
Release Number: ESPINO DEVINE

State of Sample Origin: CA

Client Sample Description

WASTE_B18-W-120817 Grab Water

Lancaster Labs (LLD) #

6762909

The specific methodologies used in obtaining the enclosed analytical results are indicated on the Laboratory Sample Analysis Record.

ELECTRONIC Chevron
COPY TO
ELECTRONIC CRA
COPY TO

Attn: CRA EDD

Attn: Nathan Lee

Respectfully Submitted,

Natalie R. Luciano
Specialist

(717) 556-7258



Lancaster
Laboratories

Analysis Report

2425 New Holland Pike, PO Box 12425, Lancaster, PA 17605-2425 • 717-656-2300 Fax 717-656-2681 • www.lancasterlabs.com

Sample Description: **WASTE_B18-W-120817 Grab Water**
 Facility# **91851**
CRAW 451 Hegenberger-Oakland T0600102238 WASTE_B18

LLI Sample # **WW 6762909**
 LLI Group # **1330449**
 Account # **10880**

Project Name: **91851**

Collected: 08/17/2012 15:40 by OY

ChevronTexaco

6001 Bollinger Canyon Rd L4310
 San Ramon CA 94583

Submitted: 08/22/2012 09:20

Reported: 08/29/2012 14:09

HOB18

CAT No.	Analysis Name	CAS Number	As Received Result	As Received Method Detection Limit*	As Received Limit of Quantitation	Dilution Factor
GC/MS	Volatiles	SW-846 8260B	ug/l	ug/l	ug/l	
10905	Acetone	67-64-1	8	6	20	1
10905	t-Amyl methyl ether	994-05-8	3	0.5	4	1
10905	Benzene	71-43-2	8	0.5	4	1
10905	Bromobenzene	108-86-1	N.D.	1	5	1
10905	Bromochloromethane	74-97-5	N.D.	1	5	1
10905	Bromodichloromethane	75-27-4	N.D.	1	5	1
10905	Bromoform	75-25-2	N.D.	1	5	1
10905	Bromomethane	74-83-9	N.D.	1	5	1
10905	2-Butanone	78-93-3	N.D.	3	10	1
10905	t-Butyl alcohol	75-65-0	22	5	80	1
10905	n-Butylbenzene	104-51-8	3	1	5	1
10905	sec-Butylbenzene	135-98-8	4	1	5	1
10905	tert-Butylbenzene	98-06-6	N.D.	1	5	1
10905	Carbon Disulfide	75-15-0	N.D.	1	5	1
10905	Carbon Tetrachloride	56-23-5	N.D.	1	5	1
10905	Chlorobenzene	108-90-7	N.D.	0.8	5	1
10905	Chloroethane	75-00-3	N.D.	1	5	1
10905	2-Chloroethyl Vinyl Ether	110-75-8	N.D.	2	10	1
	2-Chloroethyl vinyl ether may not be recovered if acid was used to preserve this sample.					
10905	Chloroform	67-66-3	N.D.	0.8	5	1
10905	Chloromethane	74-87-3	N.D.	1	5	1
10905	2-Chlorotoluene	95-49-8	N.D.	1	5	1
10905	4-Chlorotoluene	106-43-4	N.D.	1	5	1
10905	1,2-Dibromo-3-chloropropane	96-12-8	N.D.	2	5	1
10905	Dibromochloromethane	124-48-1	N.D.	1	5	1
10905	1,2-Dibromoethane	106-93-4	N.D.	0.5	4	1
10905	Dibromomethane	74-95-3	N.D.	1	5	1
10905	1,2-Dichlorobenzene	95-50-1	N.D.	1	5	1
10905	1,3-Dichlorobenzene	541-73-1	N.D.	1	5	1
10905	1,4-Dichlorobenzene	106-46-7	N.D.	1	5	1
10905	Dichlorodifluoromethane	75-71-8	N.D.	2	5	1
10905	1,1-Dichloroethane	75-34-3	N.D.	1	5	1
10905	1,2-Dichloroethane	107-06-2	N.D.	0.5	4	1
10905	1,1-Dichloroethene	75-35-4	N.D.	0.8	5	1
10905	cis-1,2-Dichloroethene	156-59-2	N.D.	0.8	5	1
10905	trans-1,2-Dichloroethene	156-60-5	N.D.	0.8	5	1
10905	1,2-Dichloropropane	78-87-5	N.D.	1	5	1
10905	1,3-Dichloropropane	142-28-9	N.D.	1	5	1
10905	2,2-Dichloropropane	594-20-7	N.D.	1	5	1
10905	1,1-Dichloropropene	563-58-6	N.D.	1	5	1
10905	cis-1,3-Dichloropropene	10061-01-5	N.D.	1	5	1
10905	trans-1,3-Dichloropropene	10061-02-6	N.D.	1	5	1
10905	Ethanol	64-17-5	N.D.	50	250	1
10905	Ethyl t-butyl ether	637-92-3	N.D.	0.5	4	1
10905	Ethylbenzene	100-41-4	N.D.	0.5	4	1
10905	Freon 113	76-13-1	N.D.	2	10	1
10905	Hexachlorobutadiene	87-68-3	N.D.	2	5	1
10905	2-Hexanone	591-78-6	N.D.	3	10	1
10905	di-Isopropyl ether	108-20-3	N.D.	0.5	4	1

*=This limit was used in the evaluation of the final result

Sample Description: WASTE_B18-W-120817 Grab Water
Facility# 91851
CRAW 451 Hegenberger-Oakland T0600102238 WASTE_B18

LLI Sample # WW 6762909
LLI Group # 1330449
Account # 10880

Project Name: 91851

Collected: 08/17/2012 15:40 by OY

ChevronTexaco

6001 Bollinger Canyon Rd L4310
 San Ramon CA 94583

Submitted: 08/22/2012 09:20

Reported: 08/29/2012 14:09

HOB18

CAT No.	Analysis Name	CAS Number	As Received Result	As Received Method Detection Limit*	As Received Limit of Quantitation	Dilution Factor
GC/MS Volatiles SW-846 8260B						
10905	Isopropylbenzene	98-82-8	6	1	5	1
10905	p-Isopropyltoluene	99-87-6	N.D.	1	5	1
10905	Methyl Tertiary Butyl Ether	1634-04-4	37	0.5	4	1
10905	4-Methyl-2-pentanone	108-10-1	N.D.	3	10	1
10905	Methylene Chloride	75-09-2	N.D.	2	5	1
10905	Naphthalene	91-20-3	N.D.	1	5	1
10905	n-Propylbenzene	103-65-1	12	1	5	1
10905	Styrene	100-42-5	N.D.	1	5	1
10905	1,1,1,2-Tetrachloroethane	630-20-6	N.D.	1	5	1
10905	1,1,2,2-Tetrachloroethane	79-34-5	N.D.	1	5	1
10905	Tetrachloroethene	127-18-4	N.D.	0.8	5	1
10905	Toluene	108-88-3	0.6	0.5	4	1
10905	1,2,3-Trichlorobenzene	87-61-6	N.D.	1	5	1
10905	1,2,4-Trichlorobenzene	120-82-1	N.D.	1	5	1
10905	1,1,1-Trichloroethane	71-55-6	N.D.	0.8	5	1
10905	1,1,2-Trichloroethane	79-00-5	N.D.	0.8	5	1
10905	Trichloroethene	79-01-6	N.D.	1	5	1
10905	Trichlorofluoromethane	75-69-4	N.D.	2	5	1
10905	1,2,3-Trichloropropane	96-18-4	N.D.	1	5	1
10905	1,2,4-Trimethylbenzene	95-63-6	N.D.	1	5	1
10905	1,3,5-Trimethylbenzene	108-67-8	N.D.	1	5	1
10905	Vinyl Chloride	75-01-4	N.D.	1	5	1
10905	m+p-Xylene	179601-23-1	N.D.	0.5	4	1
10905	o-Xylene	95-47-6	N.D.	0.5	4	1

GC/MS Organolead SW-846 8270C						
04220	tetraethyl lead	78-00-2	N.D.	200	500	10
Reporting limits were raised due to interference from the sample matrix.						

GC Volatiles SW-846 8015B						
01728	TPH-GRO N. CA water C6-C12	n.a.	N.D.	500	1,000	10
The container used for this analysis was submitted with headspace.						
Reporting limits were raised due to interference from the sample matrix.						

Pesticides/PCBs SW-846 8082						
10227	PCB-1016	12674-11-2	N.D.	0.50	2.5	1
10227	PCB-1221	11104-28-2	N.D.	0.50	2.5	1
10227	PCB-1232	11141-16-5	N.D.	1.0	2.5	1
10227	PCB-1242	53469-21-9	N.D.	0.50	2.5	1
10227	PCB-1248	12672-29-6	N.D.	0.50	2.5	1
10227	PCB-1254	11097-69-1	N.D.	0.50	2.5	1
10227	PCB-1260	11096-82-5	N.D.	0.75	2.5	1
Reporting limits were raised due to interference from the sample matrix.						

The surrogate data is outside the QC limits due to unresolvable matrix problems evident in the sample extraction.

Sample Description: WASTE_B18-W-120817 Grab Water
Facility# 91851
CRAW 451 Hegenberger-Oakland T0600102238 WASTE_B18

LLI Sample # WW 6762909
LLI Group # 1330449
Account # 10880

Project Name: 91851

Collected: 08/17/2012 15:40 by OY

ChevronTexaco

6001 Bollinger Canyon Rd L4310
 San Ramon CA 94583

Submitted: 08/22/2012 09:20

Reported: 08/29/2012 14:09

HOB18

CAT No.	Analysis Name	CAS Number	As Received Result	As Received Method Detection Limit*	As Received Limit of Quantitation	Dilution Factor
GC Petroleum SW-846 8015B						
Hydrocarbons						
08269	TPH-DRO water C10-C28	n.a.	540,000	3,200	10,000	10
GC Petroleum SW-846 8015B modified						
Hydrocarbons						
02500	Total TPH	n.a.	270,000	8,000	24,000	20
02500	TPH Motor Oil C16-C36	n.a.	270,000	8,000	24,000	20
TPH quantitation is based on peak area comparison of the sample pattern to that of a hydrocarbon component mix calibration in a range that includes C8 (n-octane) through C40 (n-tetracontane) normal hydrocarbons.						
Metals Dissolved SW-846 6010B						
07044	Antimony	7440-36-0	N.D.	3.5	20.0	1
07035	Arsenic	7440-38-2	30.4	6.8	20.0	1
07046	Barium	7440-39-3	797	0.33	5.0	1
07047	Beryllium	7440-41-7	N.D.	0.67	5.0	1
07049	Cadmium	7440-43-9	N.D.	0.36	5.0	1
07051	Chromium	7440-47-3	1.8	1.1	15.0	1
07052	Cobalt	7440-48-4	2.1	0.66	5.0	1
07053	Copper	7440-50-8	N.D.	2.1	10.0	1
07055	Lead	7439-92-1	19.0	5.1	15.0	1
07060	Molybdenum	7439-98-7	8.2	2.9	10.0	1
07061	Nickel	7440-02-0	12.1	1.1	10.0	1
07036	Selenium	7782-49-2	N.D.	7.5	20.0	1
07066	Silver	7440-22-4	N.D.	1.2	5.0	1
07022	Thallium	7440-28-0	N.D.	5.7	30.0	1
07071	Vanadium	7440-62-2	10.5	1.3	5.0	1
07072	Zinc	7440-66-6	5.5	2.0	20.0	1
SW-846 7470A						
00259	Mercury	7439-97-6	N.D.	0.070	0.20	1

General Sample Comments

State of California Lab Certification No. 2501
 Trip blank vials were not received by the laboratory for this sample group.
 This sample was filtered in the lab for dissolved metals.

All QC is compliant unless otherwise noted. Please refer to the Quality Control Summary for overall QC performance data and associated samples.

Laboratory Sample Analysis Record

CAT No.	Analysis Name	Method	Trial#	Batch#	Analysis Date and Time	Analyst	Dilution Factor
10905	8260 Full List w/ Sep. Xylenes	SW-846 8260B	1	W122371AA	08/24/2012 08:24	Christopher G Torres	1

*=This limit was used in the evaluation of the final result

Sample Description: **WASTE_B18-W-120817 Grab Water**
 Facility# **91851**
CRAW 451 Hegenberger-Oakland T0600102238 WASTE_B18

LLI Sample # **WW 6762909**
 LLI Group # **1330449**
 Account # **10880**

Project Name: **91851**

Collected: 08/17/2012 15:40 by OY

ChevronTexaco

6001 Bollinger Canyon Rd L4310
 San Ramon CA 94583

Submitted: 08/22/2012 09:20

Reported: 08/29/2012 14:09

HOB18

Laboratory Sample Analysis Record

CAT No.	Analysis Name	Method	Trial#	Batch#	Analysis Date and Time	Analyst	Dilution Factor
01163	GC/MS VOA Water Prep	SW-846 5030B	1	W122371AA	08/24/2012 08:24	Christopher G Torres	1
04220	Organolead in Water by GC/MS	SW-846 8270C	1	12236WAK026	08/24/2012 17:12	Holly Berry	10
10472	BNA Water Extraction (TL)	SW-846 3510C	1	12236WAK026	08/24/2012 10:05	Denise L Trimby	1
01728	TPH-GRO N. CA water C6-C12	SW-846 8015B	1	12236A07A	08/24/2012 18:27	Catherine J Schwarz	10
01146	GC VOA Water Prep	SW-846 5030B	1	12236A07A	08/24/2012 18:27	Catherine J Schwarz	10
10227	PCBs in Water 8082	SW-846 8082	1	122350022A	08/28/2012 13:40	Jamie L Brillhart	1
11117	PCB Waters Extraction	SW-846 3510C	1	122350022A	08/23/2012 11:30	Denise L Trimby	1
08269	TPH-DRO water C10-C28	SW-846 8015B	1	122350027A	08/28/2012 09:30	Christine E Dolman	10
02500	TPH Fuels by GC (Waters)	SW-846 8015B modified	1	122360019A	08/24/2012 20:33	Heather E Williams	20
07003	Extraction - DRO (Waters)	SW-846 3510C	1	122350027A	08/23/2012 09:45	William H Saadeh	1
11191	TPH Fuels Waters Extraction	SW-846 3510C	1	122360019A	08/23/2012 22:00	Elaine F Stoltzfus	1
07044	Antimony	SW-846 6010B	1	122371848004	08/26/2012 20:35	Tara L Snyder	1
07035	Arsenic	SW-846 6010B	1	122371848004	08/26/2012 20:35	Tara L Snyder	1
07046	Barium	SW-846 6010B	1	122371848004	08/26/2012 20:35	Tara L Snyder	1
07047	Beryllium	SW-846 6010B	1	122371848004	08/26/2012 20:35	Tara L Snyder	1
07049	Cadmium	SW-846 6010B	1	122371848004	08/26/2012 20:35	Tara L Snyder	1
07051	Chromium	SW-846 6010B	1	122371848004	08/26/2012 20:35	Tara L Snyder	1
07052	Cobalt	SW-846 6010B	1	122371848004	08/26/2012 20:35	Tara L Snyder	1
07053	Copper	SW-846 6010B	1	122371848004	08/26/2012 20:35	Tara L Snyder	1
07055	Lead	SW-846 6010B	1	122371848004	08/26/2012 20:35	Tara L Snyder	1
07060	Molybdenum	SW-846 6010B	1	122371848004	08/26/2012 20:35	Tara L Snyder	1
07061	Nickel	SW-846 6010B	1	122371848004	08/26/2012 20:35	Tara L Snyder	1
07036	Selenium	SW-846 6010B	1	122371848004	08/26/2012 20:35	Tara L Snyder	1
07066	Silver	SW-846 6010B	1	122371848004	08/26/2012 20:35	Tara L Snyder	1
07022	Thallium	SW-846 6010B	1	122371848004	08/26/2012 20:35	Tara L Snyder	1
07071	Vanadium	SW-846 6010B	1	122371848004	08/26/2012 20:35	Tara L Snyder	1
07072	Zinc	SW-846 6010B	1	122371848004	08/26/2012 20:35	Tara L Snyder	1
00259	Mercury	SW-846 7470A	1	122405713001	08/28/2012 08:25	Damary Valentin	1
01848	WW SW846 ICP Digest (tot rec)	SW-846 3005A	1	122371848004	08/26/2012 09:11	James L Mertz	1
05713	WW SW846 Hg Digest	SW-846 7470A	1	122405713001	08/27/2012 14:30	Nelli S Markaryan	1

Quality Control Summary

Client Name: ChevronTexaco
Reported: 08/29/12 at 02:09 PM

Group Number: 1330449

Matrix QC may not be reported if insufficient sample or site-specific QC samples were not submitted. In these situations, to demonstrate precision and accuracy at a batch level, a LCS/LCSD was performed, unless otherwise specified in the method.

All Inorganic Initial Calibration and Continuing Calibration Blanks met acceptable method criteria unless otherwise noted on the Analysis Report.

Laboratory Compliance Quality Control

<u>Analysis Name</u>	<u>Blank Result</u>	<u>Blank MDL**</u>	<u>Blank LOQ</u>	<u>Report Units</u>	<u>LCS %REC</u>	<u>LCSD %REC</u>	<u>LCS/LCSD Limits</u>	<u>RPD</u>	<u>RPD Max</u>
Batch number: W122371AA	Sample number(s): 6762909								
Acetone	N.D.	6.	20	ug/l	74	83	38-212	10	30
t-Amyl methyl ether	N.D.	0.5	4	ug/l	89	90	66-120	1	30
Benzene	N.D.	0.5	4	ug/l	105	106	77-121	1	30
Bromobenzene	N.D.	1.	5	ug/l	97	98	80-120	0	30
Bromochloromethane	N.D.	1.	5	ug/l	91	91	77-130	0	30
Bromodichloromethane	N.D.	1.	5	ug/l	77	77	73-120	1	30
Bromoform	N.D.	1.	5	ug/l	63	64	61-120	2	30
Bromomethane	N.D.	1.	5	ug/l	75	75	44-120	1	30
2-Butanone	N.D.	3.	10	ug/l	72	75	53-155	4	30
t-Butyl alcohol	N.D.	5.	80	ug/l	102	104	68-125	2	30
n-Butylbenzene	N.D.	1.	5	ug/l	88	91	73-130	3	30
sec-Butylbenzene	N.D.	1.	5	ug/l	87	88	74-124	1	30
tert-Butylbenzene	N.D.	1.	5	ug/l	85	87	80-120	3	30
Carbon Disulfide	N.D.	1.	5	ug/l	103	101	62-125	2	30
Carbon Tetrachloride	N.D.	1.	5	ug/l	81	80	67-122	2	30
Chlorobenzene	N.D.	0.8	5	ug/l	100	100	80-120	0	30
Chloroethane	N.D.	1.	5	ug/l	84	86	49-129	2	30
2-Chloroethyl Vinyl Ether	N.D.	2.	10	ug/l	182*	185*	56-129	1	30
Chloroform	N.D.	0.8	5	ug/l	90	90	77-122	1	30
Chloromethane	N.D.	1.	5	ug/l	94	95	60-129	1	30
2-Chlorotoluene	N.D.	1.	5	ug/l	96	96	80-120	0	30
4-Chlorotoluene	N.D.	1.	5	ug/l	98	97	80-120	1	30
1,2-Dibromo-3-chloropropane	N.D.	2.	5	ug/l	63	61	56-126	4	30
Dibromochloromethane	N.D.	1.	5	ug/l	79	80	72-120	1	30
1,2-Dibromoethane	N.D.	0.5	4	ug/l	89	88	76-120	0	30
Dibromomethane	N.D.	1.	5	ug/l	88	87	80-120	1	30
1,2-Dichlorobenzene	N.D.	1.	5	ug/l	93	95	80-120	1	30
1,3-Dichlorobenzene	N.D.	1.	5	ug/l	91	93	80-120	2	30
1,4-Dichlorobenzene	N.D.	1.	5	ug/l	93	92	80-120	1	30
Dichlorodifluoromethane	N.D.	2.	5	ug/l	79	78	47-120	2	30
1,1-Dichloroethane	N.D.	1.	5	ug/l	103	103	79-120	1	30
1,2-Dichloroethane	N.D.	0.5	4	ug/l	91	91	64-130	0	30
1,1-Dichloroethene	N.D.	0.8	5	ug/l	93	91	80-120	2	30
cis-1,2-Dichloroethene	N.D.	0.8	5	ug/l	96	97	80-120	0	30
trans-1,2-Dichloroethene	N.D.	0.8	5	ug/l	98	97	80-120	0	30
1,2-Dichloropropane	N.D.	1.	5	ug/l	105	101	80-120	4	30
1,3-Dichloropropane	N.D.	1.	5	ug/l	100	101	80-120	1	30
2,2-Dichloropropane	N.D.	1.	5	ug/l	85	86	67-124	2	30
1,1-Dichloropropene	N.D.	1.	5	ug/l	97	96	80-120	1	30
cis-1,3-Dichloropropene	N.D.	1.	5	ug/l	93	93	78-120	0	30
trans-1,3-Dichloropropene	N.D.	1.	5	ug/l	84	86	79-120	2	30
Ethanol	N.D.	50.	250	ug/l	121	124	54-149	2	30
Ethyl t-butyl ether	N.D.	0.5	4	ug/l	91	94	66-120	3	30
Ethylbenzene	N.D.	0.5	4	ug/l	94	95	79-120	0	30
Freon 113	N.D.	2.	10	ug/l	94	93	69-128	1	30

*- Outside of specification

** - This limit was used in the evaluation of the final result for the blank

- (1) The result for one or both determinations was less than five times the LOQ.
- (2) The unspiked result was more than four times the spike added.

Quality Control Summary

Client Name: ChevronTexaco

Group Number: 1330449

Reported: 08/29/12 at 02:09 PM

<u>Analysis Name</u>	<u>Blank Result</u>	<u>Blank MDL**</u>	<u>Blank LOQ</u>	<u>Report Units</u>	<u>LCS %REC</u>	<u>LCSD %REC</u>	<u>LCS/LCSD Limits</u>	<u>RPD</u>	<u>RPD Max</u>
Hexachlorobutadiene	N.D.	2.	5	ug/l	70	73	58-120	4	30
2-Hexanone	N.D.	3.	10	ug/l	76	77	53-139	2	30
di-Isopropyl ether	N.D.	0.5	4	ug/l	94	94	71-124	0	30
Isopropylbenzene	N.D.	1.	5	ug/l	85	86	77-120	1	30
p-Isopropyltoluene	N.D.	1.	5	ug/l	85	86	77-121	1	30
Methyl Tertiary Butyl Ether	N.D.	0.5	4	ug/l	92	92	68-121	0	30
4-Methyl-2-pentanone	N.D.	3.	10	ug/l	75	75	58-133	0	30
Methylene Chloride	N.D.	2.	5	ug/l	98	98	80-126	0	30
Naphthalene	N.D.	1.	5	ug/l	66	68	47-126	3	30
n-Propylbenzene	N.D.	1.	5	ug/l	96	97	77-130	1	30
Styrene	N.D.	1.	5	ug/l	88	88	77-120	0	30
1,1,1,2-Tetrachloroethane	N.D.	1.	5	ug/l	88	87	79-120	0	30
1,1,2,2-Tetrachloroethane	N.D.	1.	5	ug/l	97	98	75-123	0	30
Tetrachloroethene	N.D.	0.8	5	ug/l	95	94	79-120	2	30
Toluene	N.D.	0.5	4	ug/l	104	104	79-120	0	30
1,2,3-Trichlorobenzene	N.D.	1.	5	ug/l	75	78	71-120	3	30
1,2,4-Trichlorobenzene	N.D.	1.	5	ug/l	78	80	72-120	3	30
1,1,1-Trichloroethane	N.D.	0.8	5	ug/l	86	86	70-121	0	30
1,1,2-Trichloroethane	N.D.	0.8	5	ug/l	93	93	80-120	0	30
Trichloroethene	N.D.	1.	5	ug/l	91	91	80-120	0	30
Trichlorofluoromethane	N.D.	2.	5	ug/l	87	87	56-128	0	30
1,2,3-Trimethylpropane	N.D.	1.	5	ug/l	85	88	76-120	4	30
1,2,4-Trimethylbenzene	N.D.	1.	5	ug/l	90	91	69-122	1	30
1,3,5-Trimethylbenzene	N.D.	1.	5	ug/l	90	91	68-124	1	30
Vinyl Chloride	N.D.	1.	5	ug/l	103	103	56-123	0	30
m+p-Xylene	N.D.	0.5	4	ug/l	98	96	77-120	1	30
o-Xylene	N.D.	0.5	4	ug/l	94	93	77-120	1	30
Batch number: 12236WAK026	Sample number(s): 6762909								
tetraethyl lead	N.D.	2.	5	ug/l	95	88	61-120	7	30
Batch number: 12236A07A	Sample number(s): 6762909								
TPH-GRO N. CA water C6-C12	N.D.	50.	100	ug/l	112	116	75-135	4	30
Batch number: 122350022A	Sample number(s): 6762909								
PCB-1016	N.D.	0.10	0.50	ug/l	101		51-128		
PCB-1221	N.D.	0.10	0.50	ug/l					
PCB-1232	N.D.	0.20	0.50	ug/l					
PCB-1242	N.D.	0.10	0.50	ug/l					
PCB-1248	N.D.	0.10	0.50	ug/l					
PCB-1254	N.D.	0.10	0.50	ug/l					
PCB-1260	N.D.	0.15	0.50	ug/l	106		56-135		
Batch number: 122350027A	Sample number(s): 6762909								
TPH-DRO water C10-C28	N.D.	32.	100	ug/l	84	80	56-122	5	20
Batch number: 122360019A	Sample number(s): 6762909								
Total TPH	N.D.	40.	120	ug/l	78	77	52-119	2	20
TPH Motor Oil C16-C36	N.D.	40.	120	ug/l					
Batch number: 122371848004	Sample number(s): 6762909								
Antimony	N.D.	3.5	20.0	ug/l	101		88-111		
Arsenic	N.D.	6.8	20.0	ug/l	100		80-120		
Barium	N.D.	0.33	5.0	ug/l	102		90-110		
Beryllium	N.D.	0.67	5.0	ug/l	99		88-110		
Cadmium	0.60	0.36	5.0	ug/l	103		90-112		
Chromium	N.D.	1.1	10.0	ug/l	100		90-110		
Cobalt	N.D.	0.66	5.0	ug/l	104		90-110		

*- Outside of specification

** - This limit was used in the evaluation of the final result for the blank

- (1) The result for one or both determinations was less than five times the LOQ.
- (2) The unspiked result was more than four times the spike added.

Quality Control Summary

Client Name: ChevronTexaco

Group Number: 1330449

Reported: 08/29/12 at 02:09 PM

<u>Analysis Name</u>	<u>Blank Result</u>	<u>Blank MDL**</u>	<u>Blank LOQ</u>	<u>Report Units</u>	<u>LCS %REC</u>	<u>LCS %REC</u>	<u>LCS/LCSD Limits</u>	<u>RPD</u>	<u>RPD Max</u>
Copper	N.D.	2.1	10.0	ug/l	103		90-112		
Lead	N.D.	5.1	15.0	ug/l	105		88-110		
Molybdenum	N.D.	2.9	10.0	ug/l	102		90-110		
Nickel	N.D.	1.1	10.0	ug/l	104		90-111		
Selenium	N.D.	7.5	20.0	ug/l	102		80-120		
Silver	N.D.	1.2	5.0	ug/l	101		80-120		
Thallium	N.D.	5.7	30.0	ug/l	106		85-113		
Vanadium	N.D.	1.3	5.0	ug/l	101		90-110		
Zinc	N.D.	2.0	20.0	ug/l	99		90-110		

Batch number: 122405713001

Sample number(s): 6762909

Mercury N.D. 0.070 0.20 ug/l 98 80-120

Sample Matrix Quality Control

Unspiked (UNSPK) = the sample used in conjunction with the matrix spike

Background (BKG) = the sample used in conjunction with the duplicate

<u>Analysis Name</u>	<u>MS %REC</u>	<u>MSD %REC</u>	<u>MS/MSD Limits</u>	<u>RPD</u>	<u>RPD MAX</u>	<u>BKG Conc</u>	<u>DUP Conc</u>	<u>DUP RPD</u>	<u>Dup RPD Max</u>
Batch number: 122350022A	Sample number(s): 6762909 UNSPK: P762390								
PCB-1016	92	94	48-125	3	30				
PCB-1260	102	100	54-127	8	30				
Batch number: 122371848004	Sample number(s): 6762909 UNSPK: P765222 BKG: P765222								
Antimony	104	106	87-122	2	20	N.D.	N.D.	0 (1)	20
Arsenic	102	104	81-123	2	20	10.1	11.4	12 (1)	20
Barium	99	98	78-118	1	20	1,100	1,120	1	20
Beryllium	99	99	87-114	0	20	N.D.	N.D.	0 (1)	20
Cadmium	97	99	83-116	2	20	1.2	1.6	28* (1)	20
Chromium	98	98	81-120	0	20	2.3	2.0	14 (1)	20
Cobalt	98	99	87-112	1	20	1.0	1.2	21* (1)	20
Copper	105	105	86-122	0	20	N.D.	N.D.	0 (1)	20
Lead	98	98	75-125	0	20	N.D.	N.D.	0 (1)	20
Molybdenum	102	103	89-112	1	20	N.D.	N.D.	0 (1)	20
Nickel	97	98	86-115	1	20	1.3	N.D.	200* (1)	20
Selenium	105	107	75-125	2	20	N.D.	N.D.	0 (1)	20
Silver	104	105	75-125	0	20	1.3	N.D.	200* (1)	20
Thallium	95	96	83-116	1	20	N.D.	N.D.	0 (1)	20
Vanadium	103	102	90-111	0	20	3.9	3.6	9 (1)	20
Zinc	98	99	85-117	1	20	2.3	2.4	4 (1)	20
Batch number: 122405713001	Sample number(s): 6762909 UNSPK: P766694 BKG: P766694								
Mercury	103	105	80-120	2	20	N.D.	N.D.	0 (1)	20

Surrogate Quality Control

Surrogate recoveries which are outside of the QC window are confirmed unless attributed to dilution or otherwise noted on the Analysis Report.

Analysis Name: VOCs by 8260B(Extended) -Water

Batch number: W122371AA

*- Outside of specification

** - This limit was used in the evaluation of the final result for the blank

- (1) The result for one or both determinations was less than five times the LOQ.
- (2) The unspiked result was more than four times the spike added.

Quality Control Summary

Client Name: ChevronTexaco
Reported: 08/29/12 at 02:09 PM

Group Number: 1330449

Surrogate Quality Control

	Dibromofluoromethane	1,2-Dichloroethane-d4	Toluene-d8	4-Bromofluorobenzene
6762909	96	99	100	98
Blank	95	102	102	93
LCS	96	102	105	97
LCSD	96	98	105	97
Limits:	80-116	77-113	80-113	78-113

Analysis Name: Organolead in Water by GC/MS
Batch number: 12236WAK026

	Nitrobenzene-d5	2-Fluorobiphenyl	Terphenyl-d14
6762909	84	107	130
Blank	89	98	99
LCS	92	95	103
LCSD	89	90	94
Limits:	46-119	56-134	35-143

Analysis Name: TPH-GRO N. CA water C6-C12
Batch number: 12236A07A

	Trifluorotoluene-F
6762909	87
Blank	88
LCS	104
LCSD	105
Limits:	63-135

Analysis Name: PCBs in Water 8082
Batch number: 122350022A

	Tetrachloro-m-xylene	Decachlorobiphenyl
6762909	63	11*
Blank	106	115
LCS	104	112
MS	121	88
MSD	98	85
Limits:	55-132	36-153

Analysis Name: TPH-DRO water C10-C28
Batch number: 122350027A

	Orthoterphenyl
6762909	104
Blank	92
LCS	94
LCSD	89
Limits:	50-154

Analysis Name: TPH Fuels by GC (Waters)
Batch number: 122360019A

	Chlorobenzene	Orthoterphenyl
--	---------------	----------------

*- Outside of specification

** - This limit was used in the evaluation of the final result for the blank

- (1) The result for one or both determinations was less than five times the LOQ.
- (2) The unspiked result was more than four times the spike added.

Quality Control SummaryClient Name: ChevronTexaco
Reported: 08/29/12 at 02:09 PM

Group Number: 1330449

Surrogate Quality Control

6762909	121	83
Blank	87	96
LCS	75	86
LCSD	75	83

Limits: 28-152 52-131

*- Outside of specification

**-This limit was used in the evaluation of the final result for the blank

- (1) The result for one or both determinations was less than five times the LOQ.
- (2) The unspiked result was more than four times the spike added.

Chevron California Region Analysis Request/Chain of Custody



082112-02 ¹⁰⁸²

Acct. #: 10880 For Lancaster Laboratories use only

Sample #: 6762909

SCR#: _____ **253417**

Global ID

Analyses Requested

C# 1330449

Facility #: Chevron 91851

Site Address: 451 Hegenberger Rd, Oakland, CA

Chevron PM: Catalina Espino Davila Lead Consultant: CRA

Consultant/Office: Emeryville, CA

Consultant Prj. Mgr.: Nathan Lee nlee@croworld.com

Consultant Phone #: (510) 420-0700 Fax #: _____

Sampler: OYAN

Service Order #: _____ Non SAR: _____

Preservation Codes

<input type="checkbox"/> BTEX + MTBE 8260 <input type="checkbox"/> 8021	<input type="checkbox"/> TPH 8015 MOD GRO	<input type="checkbox"/> TPH 8015 MOD DRO	<input type="checkbox"/> Silica Gel Cleanup	<input type="checkbox"/> 8260 full scan	<input type="checkbox"/> Oxygenates	<input type="checkbox"/> Lead 7420 <input type="checkbox"/> 7421	<input checked="" type="checkbox"/> TPH motor oil by 8015 MOD	<input checked="" type="checkbox"/> PCB's by 8082	<input checked="" type="checkbox"/> CAM-17 metals (6010B)	<input checked="" type="checkbox"/> SVOC's full kit (8270)
---	---	---	---	---	-------------------------------------	--	---	---	---	--

Preservative Codes

H = HCl T = Thiosulfate
 N = HNO₃ B = NaOH
 S = H₂SO₄ O = Other

- J value reporting needed
- Must meet lowest detection limits possible for 8260 compounds
- 8021 MTBE Confirmation
- Confirm highest hit by 8260
- Confirm all hits by 8260
- Run ___ oxy's on highest hit
- Run ___ oxy's on all hits

Field Point Name	Matrix	Repeat Sample	Top Depth	Year Month Day	Time Collected	New Field Pt.	Grab	Composite	Total Number of Containers	BTEX + MTBE 8260 <input type="checkbox"/> 8021	TPH 8015 MOD GRO	TPH 8015 MOD DRO	Silica Gel Cleanup	8260 full scan	Oxygenates	Lead 7420 <input type="checkbox"/> 7421	TPH motor oil by 8015 MOD	PCB's by 8082	CAM-17 metals (6010B)	SVOC's full kit (8270)
<u>WASTE BIX</u>	<u>WATER</u>	<u>-</u>	<u>-</u>	<u>2012 08 17</u>	<u>1540</u>	<u>-</u>	<input checked="" type="checkbox"/>	<input checked="" type="checkbox"/>	<u>18</u>	<input checked="" type="checkbox"/>	<input checked="" type="checkbox"/>	<input checked="" type="checkbox"/>	<input checked="" type="checkbox"/>	<input checked="" type="checkbox"/>	<input checked="" type="checkbox"/>	<input checked="" type="checkbox"/>	<input checked="" type="checkbox"/>	<input checked="" type="checkbox"/>	<input checked="" type="checkbox"/>	<input checked="" type="checkbox"/>
WASTE	SOIL	-	-	2012 08 17	1600	-	<input checked="" type="checkbox"/>	<input checked="" type="checkbox"/>	11	<input checked="" type="checkbox"/>	<input checked="" type="checkbox"/>	<input checked="" type="checkbox"/>	<input checked="" type="checkbox"/>	<input checked="" type="checkbox"/>	<input checked="" type="checkbox"/>	<input checked="" type="checkbox"/>	<input checked="" type="checkbox"/>	<input checked="" type="checkbox"/>	<input checked="" type="checkbox"/>	<input checked="" type="checkbox"/>

Comments / Remarks

send results to nlee@croworld.com

SIX EXTRA 40mL VOA's submitted; please dispose off if not needed for TPH; Full Scan VOC's.

CAM-17 filter before preservation * any TPH value exceeding 5,000 ppm (gas); 10,000ppm (diesel); 10,000 ppm (oil) -> run fish analysis.

* If total lead exceeds 13ppm; organolead analyses (8270C) must be performed.

Turnaround Time Requested (TAT) (please circle)

STD. TAT 72 hour 48 hour
 24 hour 4 day 5 day

Data Package Options (please circle if required)

QC Summary Type I - Full
 Type VI (Raw Data) Coelt Deliverable not needed
 WIP (RWQCB)
 Disk

Relinquished by: <u>[Signature]</u>	Date: <u>8/17/12</u>	Time: <u>18:30</u>	Received by: <u>CRA Surelocation</u>	Date: <u>8/17/12</u>	Time: <u>16:30</u>
Relinquished by: <u>[Signature]</u>	Date: <u>8/21/12</u>	Time: <u>11:55</u>	Received by: <u>[Signature]</u>	Date: <u>8/21/12</u>	Time: <u>11:55</u>
Relinquished by: <u>[Signature]</u>	Date: <u>8/21/12</u>	Time: <u>16:30</u>	Received by: <u>FE</u>	Date: _____	Time: _____
Relinquished by Commercial Carrier: UPS <u>FedEx</u> Other _____	Received by: <u>[Signature]</u>			Date: <u>8/22/12</u>	Time: <u>9:20</u>
Temperature Upon Receipt: <u>2.5-3.6°</u>	Custody Seals Intact? <u>Yes</u> No				

Explanation of Symbols and Abbreviations

The following defines common symbols and abbreviations used in reporting technical data:

RL	Reporting Limit	BMQL	Below Minimum Quantitation Level
N.D.	none detected	MPN	Most Probable Number
TNTC	Too Numerous To Count	CP Units	cobalt-chloroplatinate units
IU	International Units	NTU	nephelometric turbidity units
umhos/cm	micromhos/cm	ng	nanogram(s)
C	degrees Celsius	F	degrees Fahrenheit
meq	milliequivalents	lb.	pound(s)
g	gram(s)	kg	kilogram(s)
µg	microgram(s)	mg	milligram(s)
mL	milliliter(s)	L	liter(s)
m³	cubic meter(s)	µL	microliter(s)
		pg/L	picogram/liter
<	less than - The number following the sign is the <u>limit of quantitation</u> , the smallest amount of analyte which can be reliably determined using this specific test.		
>	greater than		
ppm	parts per million - One ppm is equivalent to one milligram per kilogram (mg/kg), or one gram per million grams. For aqueous liquids, ppm is usually taken to be equivalent to milligrams per liter (mg/l), because one liter of water has a weight very close to a kilogram. For gases or vapors, one ppm is equivalent to one microliter of gas per liter of gas.		
ppb	parts per billion		
Dry weight basis	Results printed under this heading have been adjusted for moisture content. This increases the analyte weight concentration to approximate the value present in a similar sample without moisture. All other results are reported on an as-received basis.		

Data Qualifiers:

C – result confirmed by reanalysis.

J - estimated value – The result is \geq the Method Detection Limit (MDL) and $<$ the Limit of Quantitation (LOQ).

U.S. EPA CLP Data Qualifiers:

Organic Qualifiers		Inorganic Qualifiers	
A	TIC is a possible aldol-condensation product	B	Value is $<$ CRDL, but \geq IDL
B	Analyte was also detected in the blank	E	Estimated due to interference
C	Pesticide result confirmed by GC/MS	M	Duplicate injection precision not met
D	Compound quantitated on a diluted sample	N	Spike sample not within control limits
E	Concentration exceeds the calibration range of the instrument	S	Method of standard additions (MSA) used for calculation
N	Presumptive evidence of a compound (TICs only)	U	Compound was not detected
P	Concentration difference between primary and confirmation columns $>25\%$	W	Post digestion spike out of control limits
U	Compound was not detected	*	Duplicate analysis not within control limits
X,Y,Z	Defined in case narrative	+	Correlation coefficient for MSA <0.995

Analytical test results meet all requirements of NELAC unless otherwise noted under the individual analysis.

Measurement uncertainty values, as applicable, are available upon request.

Tests results relate only to the sample tested. Clients should be aware that a critical step in a chemical or microbiological analysis is the collection of the sample. Unless the sample analyzed is truly representative of the bulk of material involved, the test results will be meaningless. If you have questions regarding the proper techniques of collecting samples, please contact us. We cannot be held responsible for sample integrity, however, unless sampling has been performed by a member of our staff. This report shall not be reproduced except in full, without the written approval of the laboratory.

Times are local to the area of activity. Parameters listed in the 40 CFR part 136 Table II as “analyze immediately” are not performed within 15 minutes.

WARRANTY AND LIMITS OF LIABILITY - In accepting analytical work, we warrant the accuracy of test results for the sample as submitted. THE FOREGOING EXPRESS WARRANTY IS EXCLUSIVE AND IS GIVEN IN LIEU OF ALL OTHER WARRANTIES, EXPRESSED OR IMPLIED. WE DISCLAIM ANY OTHER WARRANTIES, EXPRESSED OR IMPLIED, INCLUDING A WARRANTY OF FITNESS FOR PARTICULAR PURPOSE AND WARRANTY OF MERCHANTABILITY. IN NO EVENT SHALL LANCASTER LABORATORIES BE LIABLE FOR INDIRECT, SPECIAL, CONSEQUENTIAL, OR INCIDENTAL DAMAGES INCLUDING, BUT NOT LIMITED TO, DAMAGES FOR LOSS OF PROFIT OR GOODWILL REGARDLESS OF (A) THE NEGLIGENCE (EITHER SOLE OR CONCURRENT) OF LANCASTER LABORATORIES AND (B) WHETHER LANCASTER LABORATORIES HAS BEEN INFORMED OF THE POSSIBILITY OF SUCH DAMAGES. We accept no legal responsibility for the purposes for which the client uses the test results. No purchase order or other order for work shall be accepted by Lancaster Laboratories which includes any conditions that vary from the Standard Terms and Conditions, and Lancaster hereby objects to any conflicting terms contained in any acceptance or order submitted by client.

APPENDIX G
BACKFILL SPECIFICATIONS



CONSULTANTS IN GEOLOGIC & SOIL ENGINEERING

38750 PASEO PADRE PARKWAY SUITE B-1 FREMONT, CA 94536 TELEPHONE 800-791-SOIL 510-791-0100 FAX 510-791-1705

July 30, 2012

Via email: espc@chevron.com

Catalina Espino Devine
Project Manager
Marketing Business Unit
Chervon Environmental Management Company
6101 Bollinger Canyon Road
San Ramon, CA 94583



Dear Catalina:

**Geotechnical Consultation -
Recommendations for Proper
Backfilling the Excavation at
451 Hegenberger Road, Oakland,
CA 94621**

At the request of Mr. Navdeep Grewal GEI has prepared this consultation letter to provide recommendations for proper backfilling of an existing excavation at the subject site as follows:

- The backfill material should consist of Class II aggregate material that should be placed in 8 inches layer from the bottom of the excavation up to final grade.
- GEI recommends that each layer be properly compacted to at least 90 percent of maximum dry density of Class II aggregate base rock, obtained from a laboratory compaction test.
- Class II aggregate material should be of good quality and free of any contaminants.

It is our professional opinion that proper implementation of the above referenced procedure should provide adequate confinement and thus would allow proper construction of foundation for the planned one story building.

Should you have any question, please feel free to contact us,

Very truly yours,
Geotechnical Engineering, Inc.



Taghi Manbeian, Ph.D., P.E.
President



Alan S. Boris, GE 155, CE 15796
Geotechnical Engineer

Cc: Mr. Navdeep Grewa
Via email: grewalngns@yahoo.com

Al Pascual & Assoc. Inc.
Attn: Al Pascual, President
Via email: al@apa-inc.net