

September 15, 2008

RECEIVED
10:37 am, Apr 08, 2009
**Alameda County
Environmental Health**

One Technology, Suite B-123
Irvine, California 92618
tel 949.486.0884
fax 949.486.0885
environstrategy.com

Mr. Daniel Davis
Project Manager
Delta Environmental Consultants Inc.
3164 Gold Camp Rd Suite 200
Rancho Cordova, CA 95670

Project No. 400-A

Third Quarter 2008
Ozone Injection System O&M Report
76 Service Station No. 1871
96 MacArthur Boulevard
Oakland, California


Dear Mr. Davis:

Environ Strategy Consultants, Inc. is pleased to submit this ozone injection system operation and maintenance (O&M) report for 76 Service Station No. 1871, located at 96 MacArthur Boulevard, Oakland, California. An ozone injection system was started on June 23, 2003 to remediate hydrocarbon-impacted groundwater.

Type of Remediation System:	Ozone Injection System
Operation Data During: Reporting Period: Jun. 1, 2008 – Aug. 31, 2008	Operated 92 days during the period Hours of Operation: 2,269
System Operation Data Since Startup: June 23, 2003	Total Hours of Operation: 22,338
Note:	

Environ Strategy appreciates the opportunity to be of service. If you have any questions or require additional information regarding this report, please do not hesitate to call us at (949) 486-0884.

Respectfully submitted,



Tyler Colopy
Staff Scientist



Jinghui Niu, P.E.
Principal Engineer



Third Quarter 2008 O&M Report

76 Service Station No. 1871

September 15, 2008

Page 2

Attachments: Figure - Site Plan

Table 1 - Ozone Injection - System Operation Data

Table 2 - Ozone Injection - Groundwater Monitoring Data

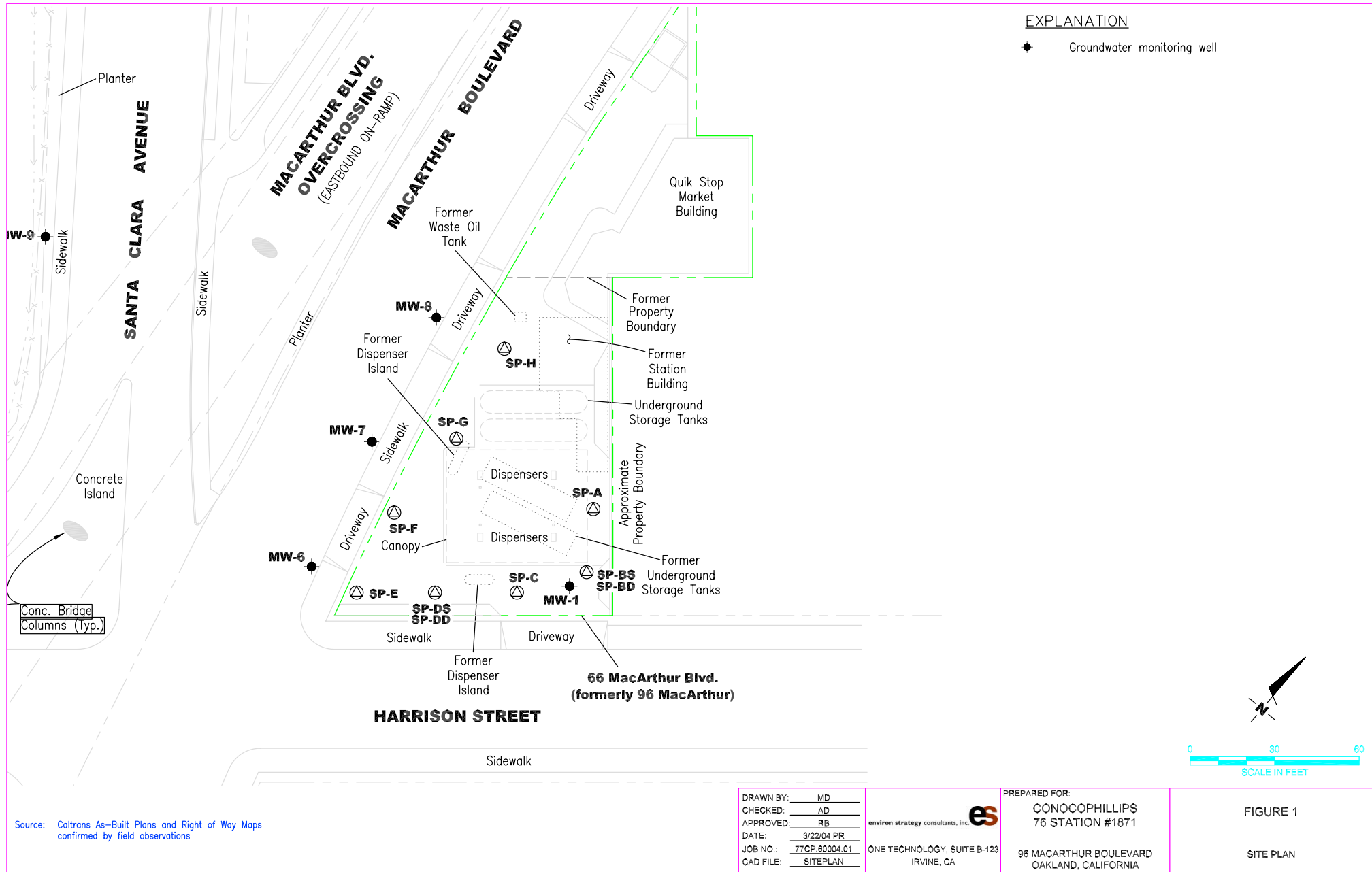
Graph 1 - MW-1 TPHg, Benzene, and MtBE Groundwater Concentrations

Graph 2 - MW-7 TPHg, Benzene, and MtBE Groundwater Concentrations

Appendix A – Field Notes

cc: Bill Borgh, ConocoPhillips Company (electronic copy)

Figure



Tables

Table 1
Ozone Injection - System Operation Data
76 Service Station No. 1871
96 MacArthur Blvd., Oakland, California
Page 1 of 4

Date	Notes	OZONE SPARGE SYSTEM						OZ-1	OZ-2	OZ-3	OZ-4	OZ-5	OZ-6	OZ-7	OZ-8	OZ-9	OZ-10	
		System Status (On/Off)		Hourmeter Reading	Period Online Factor	Cumulative Online Factor	Ozone Injected (lbs)	Pressure (psi)	Pressure (psi)	Pressure (psi)	Pressure (psi)	Pressure (psi)	Pressure (psi)	Pressure (psi)	Pressure (psi)	Pressure (psi)	Pressure (psi)	Pressure (psi)
		Arrival	Departure															
6/23/03		On	On	8807.26	--	0.95	--	20	18	19	20	21	23	20	26	14	26	
7/16/03		Off	On	8850.46	0.09	0.91	0.39	27	18	31	40	28	29	31	38	24	25	
8/30/03		On	On	9180.61	0.35	0.86	2.97	17	15	17	19	19	19	20	26	19	26	
9/18/03		On	On	9327.43	0.37	0.84	1.32	13.5	14.7	17.0	16.3	16.0	19.7	16.8	19.8	15.7	20	
10/16/03		On	On	--	--	0.84	--	27.0	19.5	40.8	39.0	40.8	38.5	34.2	46.4	24.2	39.8	
11/17/03		On	On	9696.55	0.29	0.81	--	11.0	20.0	17.0	18.0	17.5	17.0	16.0	21.0	51.0	22.0	
12/5/03		On	On	9804.98	0.29	0.80	0.98	33.0	21.0	44.0	40.0	43.0	39.0	33.5	44.0	26.0	33.0	
1/16/04		On	On	10471.28	0.76	0.79	6.00	12.5	11.0	18.5	16.5	17.5	17.0	16.0	20.0	16.0	20.0	
2/3/04		On	On	10727.69	0.68	0.79	2.31	12.3	11.5	18.2	16.5	18.2	17.3	16.0	19.0	16.0	18.2	
3/24/04		On	On	11424.95	0.66	0.78	6.28	31.0	18.3	37.5	26.0	34.0	33.2	32.3	41.5	23.0	31.0	
4/14/04		On	On	11676.10	0.57	0.77	2.26	32.0	19.0	38.7	26.0	37.7	37.1	32.8	41.8	23.8	29.5	
4/15/04	a	On	On	11685.29	0.44	0.77	0.08	--	--	--	--	--	--	--	--	--	--	
4/16/04	a	On	On	11693.80	0.41	0.77	0.08	--	--	--	--	--	--	--	--	--	--	
4/19/04	a	On	On	11742.90	0.78	0.77	0.44	--	--	--	--	--	--	--	--	--	--	
4/23/04	a	On	On	11773.10	0.36	0.77	0.27	--	--	--	--	--	--	--	--	--	--	
5/4/04		Off	On	11837.70	0.28	0.76	0.58	32.2	20.5	39.4	36.2	38.1	32.0	33.5	60.0	25.8	33.1	
5/11/04		On	On	11950.51	0.77	0.76	1.02	32.5	20.0	38.5	29.8	38.8	39.5	34.8	60.0	23.5	35.9	
6/14/04	b,c	On	On	12464.64	0.72	0.76	4.63	20.0	21.0	38.8	27.2	37.0	38.2	35.2	60.0	24.0	32.1	
7/29/04	d	On	On	844.62	0.99	0.77	7.60	22	15	--	26	35	34	35	--	25	33	
8/12/04	e	On	On	1075.97	0.98	0.78	2.08	--	--	--	--	--	--	--	--	--	--	
9/10/04		On	On	1490.23	0.85	0.78	3.73	32	32	33	33	21	24	30	20	26	30	
10/5/04		On	On	1868.83	0.90	0.78	3.41	31	32	33	31	22	23	31	21	26	28	
11/5/04		On	On	2360.90	0.93	0.79	4.43	22	26	12	18	12	22	30	32	26	22	
12/2/04	f	Off	Off	2802.02	0.97	0.79	3.97	--	--	--	--	--	--	--	--	--	--	
1/13/05		Off	On	2802.07	0.00	0.76	0.00	23	27	15	20	15	23	31	34	28	25	
2/25/05	g	Off	Off	2802.42	0.00	0.73	0.00	--	--	--	--	--	--	--	--	--	--	
3/8/05	h,i	Off	Off	2802.42	0.00	0.72	0.00	--	--	--	--	--	--	--	--	--	--	
4/5/05	i	Off	Off	2802.42	0.00	0.70	0.00	--	--	--	--	--	--	--	--	--	--	
5/4/05	j	Off	On	2802.49	0.00	0.69	0.00	14	11	16	12	20	27	25	29	25	31	
6/2/05	k	On	On	3407.97	1.00	0.69	5.45	35	25	Off	40	41	36	35	34	27	25	
7/7/05	k,l,m	On	On	4067.42	1.29	0.71	5.94	31	23	Off	30	Off	26	32	28	25	Off	
8/26/05	n	On	On	4665.98	0.81	0.72	5.39	13	13	Off	14	Off	13	12	12	13	Off	
9/23/05	o	On	On	4947.97	0.69	0.71	2.54	16	15	Off	Off	Off	16	16	16	16	Off	
10/23/05	p	On	On	5264.28	0.72	0.71	2.85	16	16	Off	Off	Off	16	16	16	16	Off	
11/11/05	q,r	On	Off	0.90	--	0.71	--	--	--	--	--	--	--	--	--	--	--	
11/15/05	s	Off	On	0.90	0.00	0.71	0.00	35	16	16	22	23	18	23	23	23	24	
12/6/05	t	Off	On	2.49	0.00	0.70	0.01	22	20	19	24	24	22	26	23	24	25	
1/4/06	u	Off	On	6	0.01	0.69	0.03	20	20	18	17	23	20	25	19	22	20	
1/18/06	u	Off	On	203	0.67	0.69	1.77	22	19	19	20	19	18	21	22	22	23	
2/1/06	v	Off	On	316	0.38	0.68	1.02	20	20	18	22	22	18	23	23	22	25	
2/15/06	v	Off	On	344	0.10	0.68	0.25	20	19	18	17	19	20	23	19	22	20	
3/1/06	v	Off	On	417	0.25	0.67	0.66	21	20	19	19	21	17	24	23	21	21	

Table 1
Ozone Injection - System Operation Data
76 Service Station No. 1871
96 MacArthur Blvd., Oakland, California
Page 2 of 4

Date	Notes	OZONE SPARGE SYSTEM						OZ-1	OZ-2	OZ-3	OZ-4	OZ-5	OZ-6	OZ-7	OZ-8	OZ-9	OZ-10
		System Status (On/Off)		Hourmeter Reading	Period Online Factor	Cumulative Online Factor	Ozone Injected (lbs)	Pressure (psi)	Pressure (psi)	Pressure (psi)	Pressure (psi)	Pressure (psi)	Pressure (psi)	Pressure (psi)	Pressure (psi)	Pressure (psi)	Pressure (psi)
		Arrival	Departure														
3/16/06	u	Off	On	501	0.27	0.67	0.76	20	19	18	17	19	20	23	20	22	20
3/29/06	u	Off	On	560	0.22	0.67	0.53	20	20	19	19	20	21	25	21	22	21
4/16/06	u	Off	On	624	0.17	0.66	0.58	20	19	18	17	19	20	23	20	23	21
4/25/06	u	Off	On	718	0.50	0.66	0.85	20	20	19	18	20	22	24	21	22	20
5/9/06	u	Off	On	776	0.20	0.65	0.52	20	19	19	17	19	21	22	20	22	20
5/23/06	u	Off	On	834	0.20	0.65	0.52	19	20	18	18	20	20	23	20	23	21
6/6/06	u	Off	On	1,042	0.71	0.65	1.87	20	19	18	17	19	20	23	20	22	20
6/20/06	w	Off	On	1,206	0.56	0.65	1.48	19	20	18	18	19	20	25	21	23	21
7/7/06	x	Off	Off	1,313	0.30	0.65	0.96	--	--	--	--	--	--	--	--	--	--
7/28/06	y	Off	On	1,313	0.00	0.64	0.00	19	17	16	19	24	17	22	19	21	23
8/15/06	u	Off	On	1,616	0.80	0.64	2.73	19	17	17	16	19	19	23	19	21	21
8/29/06	u	Off	On	1,801	0.63	0.64	1.67	19	19	17	17	21	18	21	19	22	23
9/12/06	u	Off	On	2,022	0.75	0.64	1.99	23	19	17	16	19	19	25	19	22	21
9/22/06	u	Off	On	2,204	0.87	0.64	1.64	21	21	19	20	23	21	26	23	25	27
10/4/06	u	Off	On	2,313	0.43	0.64	0.98	18	18	17	18	18	18	25	23	22	21
10/18/06	u	Off	On	2,401	0.30	0.64	0.79	20	19	17	16	18	19	20	20	21	27
10/31/06	w	Off	On	2,516	0.42	0.63	1.04	22	20	19	20	19	19	23	21	25	23
11/14/06	u	Off	On	2,636	0.41	0.63	1.08	18	18	17	17	18	18	22	24	22	24
11/28/06	u	Off	On	2,744	0.37	0.63	0.97	20	20	19	20	22	21	25	25	22	23
12/14/06	u	Off	On	2,801	0.17	0.63	0.51	19	19	18	18	19	19	22	22	23	22
12/26/06	u	Off	On	2,906	0.42	0.62	0.95	20	20	19	20	21	20	25	25	20	24
1/15/07	u	Off	On	2,983	0.18	0.62	0.69	19	20	18	18	19	19	22	23	22	22
1/29/07	v	Off	On	3,076	0.32	0.62	0.84	20	20	19	20	20	20	24	21	23	24
2/6/07	u	Off	On	3,156	0.48	0.62	0.72	19	20	18	17	19	19	21	24	21	23
2/21/07	u	Off	On	3,303	0.47	0.62	1.32	20	21	20	20	18	21	23	21	25	23
3/5/07	u	Off	On	3,378	0.30	0.61	0.68	19	20	18	18	18	20	21	23	22	22
3/19/07	u	Off	On	3,476	0.33	0.61	0.88	20	21	20	19	18	21	23	24	23	24
4/4/07	u	Off	On	3,515	0.12	0.61	0.35	19	20	18	17	18	19	21	21	21	22
4/18/07	u	Off	On	3,606	0.31	0.60	0.82	21	21	20	20	18	21	24	24	24	23
5/10/07	u	Off	On	3,676	0.15	0.60	0.63	19	20	19	17	18	19	20	23	20	21
5/25/07	u	Off	On	3,758	0.26	0.60	0.74	22	21	20	19	19	21	22	22	22	23
6/4/07	u	Off	On	3,801	0.18	0.59	0.39	18	20	18	18	17	19	19	20	21	20
6/18/07		On	On	4,137	1.00	0.60	3.02	20	20	19	19	19	20	22	22	20	22
7/2/07		On	On	4,373	0.70	0.60	2.12	15	21	19	18	20	19	24	21	21	23
7/16/07		On	On	4,409	0.11	0.59	0.32	18	20	20	19	21	20	26	23	22	25
8/8/07		On	On	4,961	1.00	0.60	4.97	13	20	20	18	20	18	29	22	20	24
8/27/07		On	On	5,411	0.99	0.60	4.05	14	21	19	20	21	19	30	20	21	21
9/13/07		On	On	5,822	1.01	0.61	3.70	22	21	21	23	21	22	30	20	21	21
9/27/07		On	On	6,155	0.99	0.61	3.00	28	25	25	27	25	26	32	21	26	25
10/29/07		On	On	6,917	0.99	0.62	6.86	28	25	24	25	33	32	32	21	30	30

Table 1
Ozone Injection - System Operation Data
76 Service Station No. 1871
96 MacArthur Blvd., Oakland, California
Page 3 of 4

Date	Notes	OZONE SPARGE SYSTEM						OZ-1	OZ-2	OZ-3	OZ-4	OZ-5	OZ-6	OZ-7	OZ-8	OZ-9	OZ-10
		System Status (On/Off)		Hourmeter Reading	Period Online Factor	Cumulative Online Factor	Ozone Injected (lbs)	Pressure (psi)	Pressure (psi)	Pressure (psi)	Pressure (psi)	Pressure (psi)	Pressure (psi)	Pressure (psi)	Pressure (psi)	Pressure (psi)	Pressure (psi)
		Arrival	Departure														
11/26/07		On	On	7,591	1.00	0.62	6.07	26	22	24	25	31	30	32	22	30	30
12/31/07		On	On	8,425	0.99	0.63	7.51	26	20	24	24	30	32	32	30	28	30
1/28/08		On	On	9,103	1.01	0.63	6.10	26	21	22	21	26	30	28	26	27	27
2/25/08		On	On	9,778	1.00	0.64	6.08	23	19	22	20	25	30	30	28	27	28
3/24/08		On	On	10,475	1.00	0.64	6.27	25	20	21	20	24	30	28	27	26	27
4/28/08		On	On	11,317	1.00	0.65	7.58	24	22	20	22	22	30	29	24	26	26
5/26/08		On	On	11,992	1.00	0.65	6.08	23	20	22	22	23	30	30	25	27	28
6/30/08		On	On	12,828	1.00	0.66	7.52	25	22	21	23	22	31	29	26	27	26
7/28/08		On	On	13,498	1.00	0.66	6.03	22	26	24	28	23	30	22	27	29	21
8/25/08		On	On	14,261	1.00	0.66	6.87	18	15	25	14	19	22	23	25	24	20
Spurge time per cycle (min)								7	7	7	7	7	7	7	7	7	7
Number of Cycles per Day								20	20	20	20	20	20	20	20	20	20
Reporting Period: Third Quarter 2008 (06/01/08 to 08/31/08)																	
Total Hours Operational: 22,338																	
Total Pounds Ozone Injected: 209																	
Period Hours Operational: 2269																	
Period Percent Operational: 100%																	
Period Pounds Ozone Injected: 20.42																	

Table 1
Ozone Injection - System Operation Data
76 Service Station No. 1871
96 MacArthur Blvd., Oakland, California
Page 4 of 4

Definitions:

psi Pounds per square inch
-- Data not available
NA Not applicable
lbs Pounds

Notes:

Hour Meter Formula adjusted 12/19/07

June 4, 2007 - Control Panel retrofit installed.

System cycles through program 18 times per day, for 53% utilization

- a Troubleshooting time counter
- b Hourmeter replaced
- c Solenoid 8 has high pressure, taken offline
- d Solenoid 3 leaking, taken off line
- e Pressures not properly recorded
- f Ozone generator hose ruptured on effluent side to solenoid manifold. No Readings.
- g System down due to bad GFI
- h New GFI was installed.
- i Fan in compressor broken and tubing from compressor to manifold needs to be replaced. System left off until repairs made.
- j Installed new motor fan and manifold fittings, restarted system.
- k OZ-3 turned off due to high pressure of over 60 psi.
- l OZ-5 too brittle. Left off until lines are replaced.
- m OZ-10 turned off due to leak in secondary containment
- n Hourmeter reading not correct, will check next visit
- o Hourmeter not working properly.
- p Pressure gauge stuck at 16 psi.
- q New hourmeter, panel fan, and GFCI installed
- r Fuse blown in ozone generator, system left off
- s Replaced tubing to all wells and replaced ozone generator circuit board and pressure gauge
- t System down due to tripped GFI; foam on door may have been pressing reset button. Foam removed.
- u Ozone sensor tripped; system restarted.
- v Rainbird meter malfunction.
- w System down time due to tripped GFI; system restarted.
- x System off due to bad compressor.
- y Compressor repaired; system restarted.

Table 2
Ozone Injection - Groundwater Monitoring Data
76 Service Station No. 1871
96 MacArthur Blvd., Oakland, California
Page 1 of 1

Date	Notes	Monitoring Well: MW-1								Monitoring Well: MW-7							
		ORP (mV)	DO (mg/l)	TPHg (µg/L)	Benzene (µg/L)	Toluene (µg/L)	Ethyl-benzene (µg/L)	Xylenes (total) (µg/L)	MtBE (µg/L)	ORP (mV)	DO (mg/l)	TPHg (µg/L)	Benzene (µg/L)	Toluene (µg/L)	Ethyl-benzene (µg/L)	Xylenes (total) (µg/L)	MtBE (µg/L)
4/16/2003	a	NM	NM	510	57	0.62	29	61	160	NM	NM	<25,000	<250	<250	<250	<500	37,000
6/23/2003	a	NM	NM	75	<0.50	<0.50	<0.50	5.3	12	NM	NM	20,000	260	<0.50	<0.50	<1.0	20,000
8/29/2003	a	NM	NM	11,000	64	<10	330	1,400	440	NM	NM	<10,000	<100	<100	<100	<200	24,000
9/18/2003		NM	NM	390	2.3	<0.50	3.6	31	30	NM	NM	--	--	--	--	--	--
10/16/2003		NM	NM	2,100	6.0	<0.50	24.0	120	110	NM	NM	--	--	--	--	--	--
11/17/2003		NM	NM	130	0.51	<0.50	2.1	7.9	43	NM	NM	16,000	<130	<130	<130	<250	17,000
12/5/2003		NM	NM	<50	<0.50	<0.50	<0.50	<1.0	36	NM	NM	12,000	<100	<100	<100	<200	19,000
1/16/2004	b	NM	NM	<50	<0.50	<0.50	<0.50	<1.0	<2.0	NM	NM	17,000	160	270	<130	<250	19,000
2/3/2004		238	NM	<50	<0.50	<0.50	<0.50	<1.0	<2.0	72	NM	10,000	<25	<25	<25	<50	15,000
3/24/2004	b	169	NM	55	<0.50	<0.50	0.80	2.9	7.8	56	NM	13,000	<100	<100	<100	<200	15,000
4/14/2004	b	0.4	NM	23,000	310	10	590	2400	1700	42	NM	9,000	<50	<50	<50	<100	11,000
5/11/2004	c	NM	NM	7,800	160	<10	170	700	720	-3	NM	8,300	<50	<50	<50	<100	11,000
6/14/2004		20	5.25	110	<0.50	<0.50	1.0	6.4	3.4	35	1.45	<5,000	<50	<50	<50	<100	6,500
7/26/2004		NM	NM	<50	<0.50	<0.50	<0.50	<1.0	3.2	NM	NM	<5,000	<50	<50	<50	<100	3,100
8/12/2004		171	0.07	<50	<0.50	<0.50	<0.50	<1.0	0.80	117	0.06	2,100	<10	<10	<10	<20	2,700
9/10/2004		180	0.08	<50	<0.50	<0.50	<0.50	<1.0	5.7	122	0.07	3,100	<13	<13	<13	<25	4,400
10/5/2004		175	0.09	<50	<0.50	<0.50	<0.50	<1.0	<0.50	117	0.08	<50	<0.50	<0.50	<0.50	<1.0	7.1
11/5/2004	d	117	0.05	<50	<0.50	<0.50	<0.50	<1.0	0.89	210	0.06	50	<0.50	<0.50	<0.50	<1.0	1.1
12/2/2004		109	0.03	83	0.83	<0.50	<0.50	1.2	44	214	0.03	180	1.6	<0.50	66	4.5	51
1/13/2005		105	0.04	1,100	26	1.2	2.10	70	630	201	0.05	1,000	25	1	1.9	68	460
2/25/2005	c,f	--	2.67	24,000	350	10	820	2,200	1,300	21	2.05	680	<2.0	<2.0	2.3	58	2,500
3/8/2005	g	-35	4.43	23,000	410	<10	1,100	2,300	1,300	NR	NR	--	--	--	--	--	--
4/5/2005		-30	4.56	34,000	300	<10	910	2,000	1,100	135	6.53	<5,000	<.50	<.50	<.50	<1.00	19,000
5/4/2005		-59	2.40	26,000	220	7.4	790	2,100	860	-24	1.13	<2,000	<0.50	<0.50	<0.50	<1.0	7,100
6/2/2005		-20	7.34	<50	<0.50	<0.50	<0.50	<1.0	3.5	-12	1.01	3500	<0.50	<0.50	<0.50	<1.0	4,000
7/7/2005	i,j	142	7.42	<50	<0.50	<0.50	<0.50	<1.0	0.61	154	1.40	5000	<0.50	<0.50	<0.50	<1.0	8,900
9/23/2005		16	7.77	<50	<0.50	<0.50	<0.50	<1.0	<0.50	56	1.39	<500	<5.0	<5.0	<5.0	<10	1,900
10/23/2005		154	7.13	<50	<0.50	<0.50	<0.50	<1.0	0.56	191	1.59	<250	<2.5	<2.5	<2.5	<5	680
11/1/2005	k	--	--	--	--	--	--	--	--	--	--	--	--	--	--	--	--

Definitions:

TPHg = Total petroleum hydrocarbons as gasoline
MtBE = Methyl tert-butyl ether
µg/L = Micrograms per liter

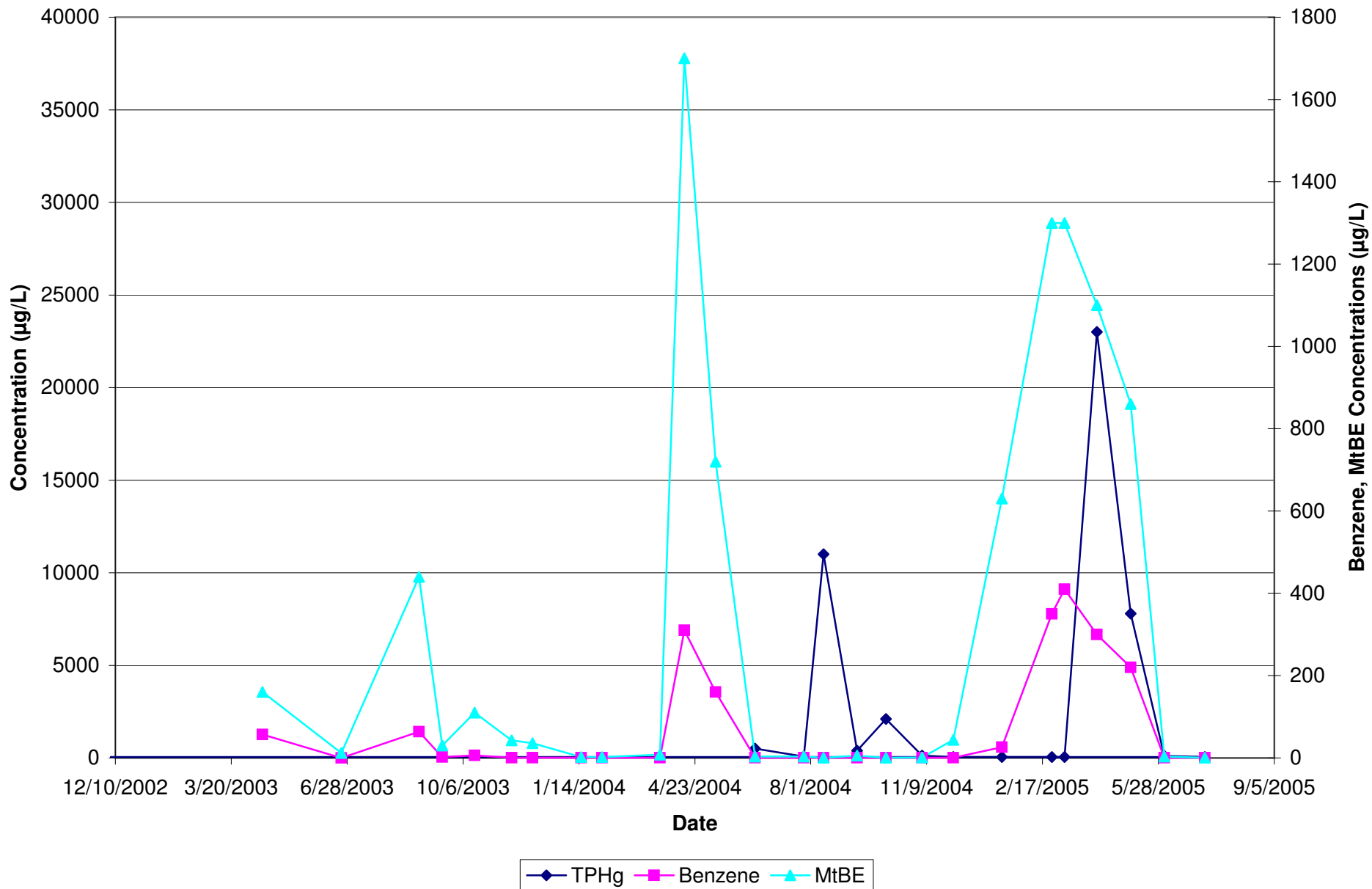
ORP = Oxidation Reduction Potential
DO = Dissolved Oxygen
mV = Millivolts
mg/l = Milligrams per liter

Notes:

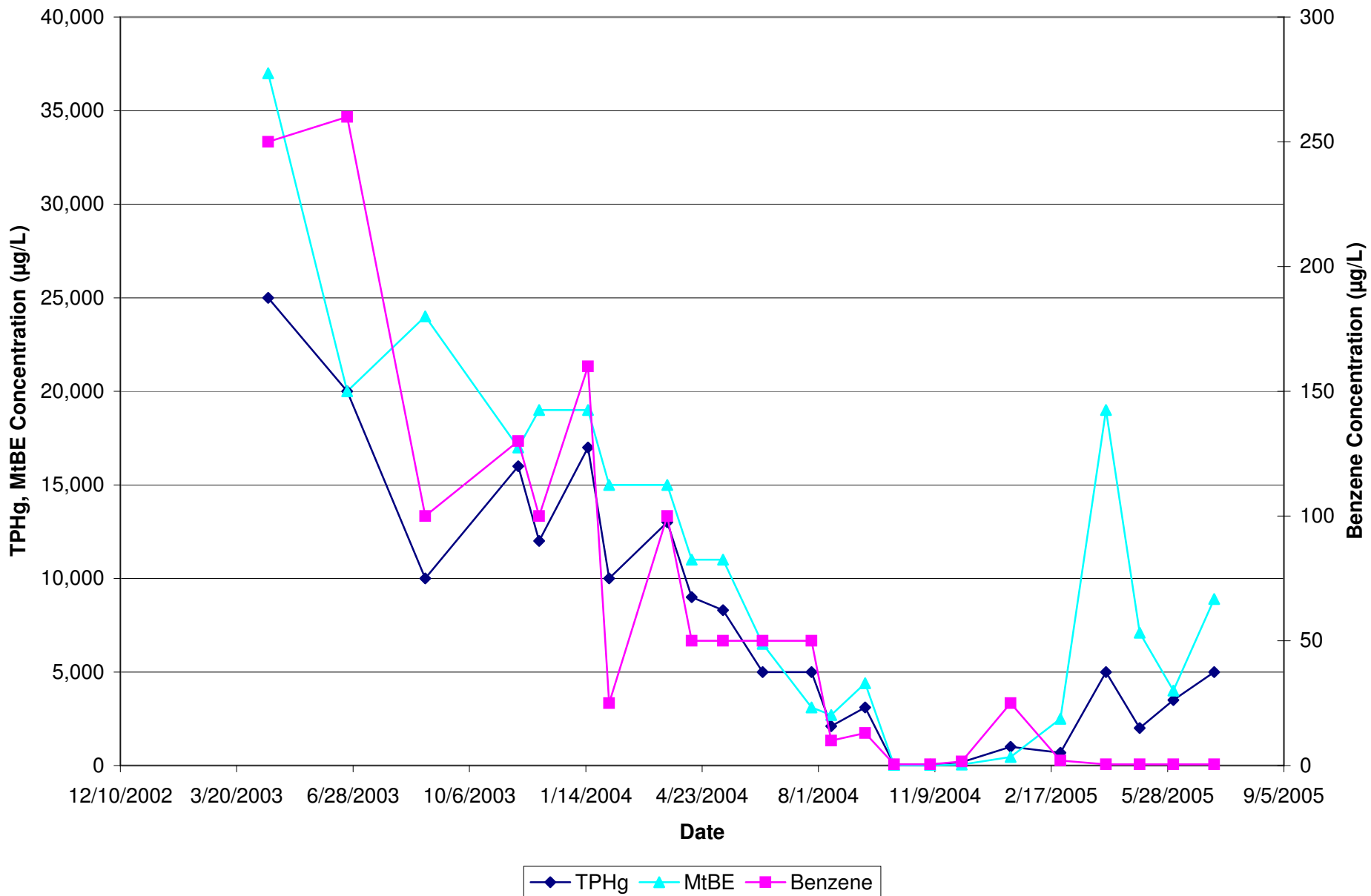
- Data not available
- NM Not Measured
- a Sampled by Gettler-Ryan, Inc.
- b Hydrocarbon in gasoline range does not match laboratory gasoline standard.
- c ORP reading under the range
- d Quantity of unknown hydrocarbon(s) in sample based on gasoline.
- e Data not available at time of reporting
- f MW-7 Estimated value of MtBE; concentration exceeded the calibration of analysis
- g Car parked on MW-7.
- h Data not available at time of reporting
- i Siloxane peaks were found in the sample which are not believed to be gasoline related. If they were to be quantified as gasoline, the concentration would be 58 ug/L. (MW-1).
- j The concentration reported reflect(s) individual or discrete unidentified peaks not matching a typical fuel pattern. (MW-1)
- k Sampling discontinued at the request of ConocoPhillips

Graphs

Graph 1
MW-1 TPHg, Benzene, and MtBE Groundwater Concentrations
 76 Service Station No. 1871
 96 MacArthur Blvd., Oakland, California



Graph 2
MW-7 TPHg, Benzene, and MtBE Groundwater Concentrations
 76 Service Station No. 1871
 96 MacArthur Blvd., Oakland, California



Appendix A
Field Notes

Ozone Injection System Data Sheet

Station No.: 1871

City: Oakland

Date	Notes	Status ON/OFF	Cycles/Day	Hour Meter	Well I.D. 02-1				Well I.D. 02-2				Well I.D. 02-3			
					Pressure	Temp.	Run Time	Flowrate	Pressure	Temp.	Run Time	Flowrate	Pressure	Temp.	Run Time	Flowrate
					(psi)	(°F)	(min)	(acfm)	(psi)	(°F)	(min)	(acfm)	(psi)	(°F)	(min)	(acfm)
30 June 08		on/on	20	17028	25		7		22		7		21		7	
28 July 08		on/on	20	18498	22		7		26		7		24		7	
25 Aug 08		on/on	20	19261	18		7		15		7		20		7	

Date	Well I.D. 02-4				Well I.D. 02-5				Well I.D. 02-6				Well I.D. 02-7			
	Pressure	Temp.	Run Time	Flowrate	Pressure	Temp.	Run Time	Flowrate	Pressure	Temp.	Run Time	Flowrate	Pressure	Temp.	Run Time	Flowrate
	(psi)	(°F)	(min)	(acfm)	(psi)	(°F)	(min)	(acfm)	(psi)	(°F)	(min)	(acfm)	(psi)	(°F)	(min)	(acfm)
30 June 08	25		7		22		7		31		7		29		7	
28 July 08	28		7		25		7		30		7		22		7	
25 Aug 08	14		7		19		7		22		7		25		7	

Date	Well I.D. 02-8				Well I.D. 02-9				Well I.D. 02-10				Well I.D.			
	Pressure	Temp.	Run Time	Flowrate	Pressure	Temp.	Run Time	Flowrate	Pressure	Temp.	Run Time	Flowrate	Pressure	Temp.	Run Time	Flowrate
	(psi)	(°F)	(min)	(acfm)	(psi)	(°F)	(min)	(acfm)	(psi)	(°F)	(min)	(acfm)	(psi)	(°F)	(min)	(acfm)
30 June 08	26		7		27		7		26		7					
28 July 08	27		7		28		7		21		7					
25 Aug 08	25		7		24		7		20		7					

Ozone System Maintenance and Inspection Log

Date	Check/Repair Leaks	Check Hoses Fittings & Pipes	Check Air Filter (Document Date Replaced)	Check & Test Safety Interlock	Check Sparge Blower V-Belt Tension & Conditions	Check Controller Program	Change Blower Oil	Sparge Blower Grease Bearings	Sparge Blower Repair/Replace	Comments
30 June 08	ok	ok	ok	ok	N/A	ok	N/A	N/A	ok	
28 July 08	ok	ok	ok	ok	N/A	ok	N/A	N/A	ok	
25 Aug 08	ok	ok	ok	ok	N/A	ok	N/A	N/A	ok	

Notes:

A = System down-breaker thrown

B = Compressor Overload.

C = Ozone sensor Tripped.

D = Temp. sensor tripped.