

Hutch's Car Washes

SINCE 1955

DETAILING

QUIK LUBE

January 20, 2011

RECEIVED

9:43 am, Jan 25, 2011

Alameda County
Environmental Health

Mark Detterman
Alameda County Health Care Services
1131 Harbor Bay Parkway, Suite 250
Alameda, CA 94502

SUBJECT: RO0000451
Hutch's Car Wash
17945 Hesperian Blvd.
San Lorenzo, CA 94580

Dear Mr. Detterman:

Attached please find a copy of the most recent groundwater sampling report for the above referenced site. I declare, under penalty of perjury, that the information and/or recommendations contained in the attached document or report is true and correct to the best of my knowledge.

Sincerely,



Allen Kirk Hutchison

Attachment



Aqua Science Engineers, Inc. 55 Oak Court, Suite 220, Danville, CA 94526
(925) 820-9391 - Fax (925) 837-4853 - www.aquascienceengineers.com

April 25, 2008

SEMI-ANNUAL GROUNDWATER MONITORING REPORT
JANUARY 2008 GROUNDWATER SAMPLING
ASE JOB NO. 3411
at
Hutch's Carwash
17945 Hesperian Boulevard
San Lorenzo, California

Submitted by:
AQUA SCIENCE ENGINEERS, INC.
55 Oak Court, Suite 220
Danville, CA 94526
(925) 820-9391



Aqua Science Engineers, Inc. 55 Oak Court, Suite 220, Danville, CA 94526
(925) 820-9391 - Fax (925) 837-4853 - www.aquascienceengineers.com

1.0 INTRODUCTION

The following is a report detailing the results of the January 30, 2008 semi-annual groundwater sampling at the Hutch's Carwash property located at 17945 Hesperian Boulevard in San Lorenzo, California (Figures 1 and 2).

2.0 GROUNDWATER FLOW DIRECTION AND GRADIENT

On January 30, 2008, ASE measured the depth to water in each site monitoring well using an electric water level sounder. The surface of the groundwater was also checked for the presence of free-floating hydrocarbons or sheen. No free-floating hydrocarbons or sheen were observed in any of the monitoring wells. Groundwater elevation data is presented in Table One.

The groundwater flow is to the west-southwest at a gradient of 0.0035-feet/foot. Groundwater elevation (potentiometric surface) contours are plotted on Figure 2.

3.0 GROUNDWATER SAMPLE COLLECTION AND ANALYSIS

On January 30, 2008, ASE collected a groundwater sample from monitoring well MW-1 for analyses. Monitoring well MW-3 is no longer being sampled because hydrocarbons have not been detected since its installation. Monitoring well MW-2 is also no longer being sampled in accordance with a letter from the Alameda County Health Care Services Agency (ACHCSA) dated August 12, 2002 stating MW-2 may be excluded from further sampling events until further notice. Prior to sampling, monitoring well MW-1 was purged of three well casing volumes of groundwater. Samples were then collected using a disposable polyethylene bailer. The groundwater samples were decanted from the bottom of the bailer using a low-flow emptying device into 40-ml volatile organic analysis (VOA) vials, preserved with hydrochloric acid, labeled, and stored on ice for transport to TestAmerica Laboratories of Pleasanton, California under appropriate chain of custody documentation.

The well sampling purge water was contained in a sealed and labeled 55-gallon steel drum. The well sampling field logs are included as Appendix A.

The groundwater samples were analyzed by TestAmerica for total petroleum hydrocarbons as gasoline (TPH-G), benzene, toluene, ethyl benzene, and total xylenes (collectively known as BTEX) and methyl tertiary butyl ether (MTBE) by EPA Method 8260B.

The analytical results are tabulated in Table Two, and copies of the certified analytical report and chain of custody form are included in Appendix B.



Aqua Science Engineers, Inc. 55 Oak Court, Suite 220, Danville, CA 94526
(925) 820-9391 - Fax (925) 837-4853 - www.aquascienceengineers.com

4.0 RESULTS AND CONCLUSIONS

The groundwater sample collected from monitoring well MW-1 contained 290 parts per billion (ppb) MTBE. This MTBE concentration is an increase from the previous sampling; however, the concentration is still a significantly lower than the elevated concentrations detected prior to 2003.

The MTBE concentration in the groundwater sample collected from monitoring well MW-1 exceeded the California Regional Water Quality Control Board, San Francisco Bay Region (RWQCB) Environmental Screening Level (ESL) presented in the "Screening For Environmental Concerns at Sites With Contaminated Soil and Groundwater" document dated November 2007 for sites where water is a current or potential source of drinking water. The MTBE concentration, however, did not exceed the RWQCB ESL for sites where groundwater is not a current or potential source of drinking water.

5.0 RECOMMENDATIONS

ASE recommends continued semi-annual monitoring of the site. The next sampling event is scheduled for July 2008. ASE will also submit a workplan to conduct additional soil and groundwater assessment at the site within the next 30 days.

6.0 REPORT LIMITATIONS

The results presented in this report represent conditions at the time of groundwater sampling, at the specific locations where the samples were collected, and for the specific parameters analyzed by the laboratory.

It does not fully characterize the site for contamination resulting from unknown sources, or for parameters not analyzed by the laboratory. All of the laboratory work cited in this report was prepared under the direction of an independent CAL-DHS certified laboratory. The independent laboratory is solely responsible for the contents and conclusions of the chemical analysis data.



Aqua Science Engineers, Inc. 55 Oak Court, Suite 220. Danville, CA 94526
(925) 820-9391 - Fax (925) 837-4853 - www.aquascienceengineers.com


Aqua Science Engineers appreciates the opportunity to provide environmental consulting services for this project. Should you have any questions or comments, please feel free to call us at (925) 820-9391.

Respectfully submitted,

AQUA SCIENCE ENGINEERS, INC.

A handwritten signature in black ink, appearing to read "Robert E. Kitay".

Robert E. Kitay, P.G., R.E.A.
Senior Geologist



Attachments: Figures 1 and 2
Appendices A and B

cc: Mr. Kirk Hutchison, Hutch's Car Wash
Mr. Steven Plunkett, Alameda County Health Care Services Agency
Mr. Chuck Headlee, California Regional Water Quality Control Board



Aqua Science Engineers, Inc. 55 Oak Court, Suite 220, Danville, CA 94526
(925) 820-9391 - Fax (925) 837-4853 - www.aquascienceengineers.com

FIGURES



NORTH

SCALE
1 - INCH = 20 - FEET

TUNE-UP BAYS

ASPHALT

FORMER
10,000
GALLON
GAS
UST

20.8'

20.7'
MW-2
(20.70')

MW-3
(20.83')

MW-1
(20.68')

FORMER
5,000
GALLON
GAS
USTs

FORMER
DISPENSER
ISLANDS

CONCRETE


PAY
HUT


CARWASH
BUILDING
AND
STORE


ASPHALT

ASPHALT

LEGEND

 MW-1 Monitoring well with
(20.68') groundwater elevation

 Groundwater elevation
contour

 Observed groundwater
flow direction

GROUNDWATER ELEVATION CONTOUR MAP 1/30/08

HUTCH'S CARWASH
17945 HESPERIAN BOULEVARD
SAN LORENZO, CALIFORNIA

AQUA SCIENCE ENGINEERS, INC.

FIGURE 2



Aqua Science Engineers, Inc. 55 Oak Court, Suite 220, Danville, CA 94526
(925) 820-9391 - Fax (925) 837-4853 - www.aquascienceengineers.com

TABLES

TABLE ONE
Groundwater Elevation Data
Hutch's Carwash
17945 Hesperian Blvd., San Lorenzo, CA

Well ID	Date of Measurement	Top of Casing Elevation (Relative to Mean Sea Level)	Depth to Water (feet)	Groundwater Elevation (project data)
MW-1	10/6/99	35.00	15.58	19.42
	1/13/00		15.58	19.42
	4/12/00		14.75	20.25
	7/19/00		15.29	19.71
	10/25/00		15.56	19.44
	1/16/01		15.22	19.78
	4/4/01		15.05	19.95
	7/6/01		15.49	19.51
	10/1/01		15.78	19.22
	1/7/02		13.83	21.17
	4/2/02		14.83	20.17
	7/9/02		15.41	19.59
	10/1/02		15.70	19.3
	1/24/03		14.69	20.31
	7/25/03		15.41	19.59
	1/16/04		14.73	20.27
	7/14/04		15.54	19.46
	1/29/05		14.38	20.62
	7/22/05		15.23	19.77
	1/25/06		14.00	21.00
6/10/06	15.13	19.87		
1/26/07	15.30	19.70		
7/5/07	15.46	19.54		
1/30/08	14.32	20.68		
MW-2	10/6/99	35.21	15.84	19.37
	1/13/00		15.78	19.43
	4/12/00		14.94	20.27
	7/19/00		15.54	19.67
	10/25/00		15.81	19.4
	1/16/01		15.50	19.71
	4/4/01		15.28	19.93
	7/6/01		15.73	19.48
	10/1/01		16.06	19.15
	1/7/02		14.08	21.13
	4/2/02		15.04	20.17
	7/9/02		15.66	19.55
	10/1/02		15.96	19.25
	1/24/03		14.90	20.31
	7/25/03		15.68	19.53
	1/16/04		14.93	20.28
	7/14/04		15.81	19.40
	1/29/05		14.90	20.31
	7/22/05		15.46	19.75
	1/25/06		14.16	21.05
6/10/06	15.40	19.81		
1/26/07	15.55	19.66		
7/5/07	15.72	19.49		
1/30/08	14.51	20.70		

TABLE ONE
Groundwater Elevation Data
Hutch's Carwash
17945 Hesperian Blvd., San Lorenzo, CA

Well ID	Date of Measurement	Top of Casing Elevation (Relative to Mean Sea Level)	Depth to Water (feet)	Groundwater Elevation (project data)
MW-3	10/6/99	34.47	14.98	19.49
	1/13/00		14.98	19.49
	4/12/00		14.09	20.38
	7/19/00		14.70	19.77
	10/25/00		14.98	19.49
	1/16/01		14.58	19.89
	4/4/01		14.43	20.04
	7/6/01		14.85	19.62
	10/1/01		15.21	19.26
	1/7/02		13.24	21.23
	4/2/02		14.20	20.27
	7/9/02		14.81	19.66
	10/1/02		15.12	19.35
	1/24/03		14.05	20.42
	7/25/03		14.82	19.65
	1/16/04		14.08	20.39
	7/14/04		14.94	19.53
	1/29/05		14.03	20.44
	7/22/05		14.59	19.88
	1/25/06		13.31	21.16
6/10/06		14.53	19.94	
1/26/07		14.69	19.78	
7/5/07		14.88	19.59	
1/30/08			13.64	20.83

TABLE TWO
Summary of Analytical Results for GROUNDWATER Samples
Hutch's Carwash
17945 Hesperian Blvd., San Lorenzo, CA
All results are in parts per billion (ppb)

Well ID & Dates Sampled	TPH-G	Benzene	Toluene	Ethyl- benzene	Total Xylenes	MTBE
MW-1						
10/6/99	1,500	3.3	2.3	27	72	120
1/13/00	1,500	15	19	19	33	650
4/12/00	1,700	18	13	45	79	2,600
7/19/00	2,200	31	< 5.0	81	100	2,000
10/25/00	3,300	20	< 5.0	98	9.4	3,300
1/16/01	4,100	34	14	60	120	1,300
4/4/01	2,900	14	< 0.5	34	32	2,000
7/6/01	1,300	4.4	< 0.5	12	13	700
10/1/01	1,100	4.1	< 0.5	18	19	520
1/7/02	1,400	34	< 0.5	13	15	1,300
4/2/02	1,900	30	6.7	24	30	1,000
7/9/02	1,500	26	< 5.0	12	8.6	820
10/1/02	830	3.6	< 2.5	7.4	2.9	520
1/24/03	1,300	6.2	< 5.0	12	< 5.0	680
7/25/03	520	15	< 1.0	11	1.0	250
1/16/04	540	3.9	< 2.5	8.3	3.1	290
7/14/04	220	< 1.0	< 1.0	8.1	< 1.0	140
1/29/05	160	1.0	< 0.5	2.5	< 1.0	60
7/22/05	380	2.5	< 1.0	9.1	< 2.0	210
1/25/06	250	1.2	< 1.0	3.3	< 2.0	220
6/10/06	< 100	< 1.0	< 1.0	1.3	< 2.0	180
1/26/07	< 50	< 0.5	< 0.5	< 0.5	< 1.0	18
7/5/07	< 50	< 0.5	< 0.5	< 0.5	< 1.0	37
1/30/08	< 200	< 2.0	< 2.0	< 2.0	< 4.0	290

TABLE TWO
Summary of Analytical Results for GROUNDWATER Samples
Hutch's Carwash
17945 Hesperian Blvd., San Lorenzo, CA
All results are in parts per billion (ppb)

Well ID & Dates Sampled	TPH-G	Benzene	Toluene	Ethyl- benzene	Total Xylenes	MTBE
MW-2						
10/6/99	< 50	< 0.5	< 0.5	< 0.5	< 0.5	18
1/13/00	< 50	< 0.5	< 0.5	< 0.5	< 0.5	16
4/12/00	< 100	< 1.0	< 1.0	< 1.0	< 1.0	240
7/19/00	< 50	< 0.5	< 0.5	< 0.5	< 0.5	< 5.0
10/25/00	< 50	< 0.5	< 0.5	< 0.5	< 0.5	6
1/16/01	< 50	< 0.5	< 0.5	< 0.5	< 0.5	8
4/4/01	< 50	< 0.5	< 0.5	< 0.5	< 0.5	< 5.0
7/6/01	< 50	< 0.5	< 0.5	< 0.5	< 0.5	6
10/1/01	< 50	< 0.5	< 0.5	< 0.5	< 0.5	21
1/7/02	< 50	< 0.5	< 0.5	< 0.5	< 0.5	< 5.0
4/2/02	< 50	< 0.5	< 0.5	< 0.5	< 0.5	< 5.0
7/9/02	< 50	< 0.5	< 0.5	< 0.5	< 0.5	< 5.0
10/1/02	No longer sampled					
MW-3						
10/6/99	< 50	< 0.5	< 0.5	< 0.5	< 0.5	< 5.0
1/13/00	< 50	< 0.5	< 0.5	< 0.5	< 0.5	< 5.0
4/12/00	< 50	< 0.5	< 0.5	< 0.5	< 0.5	< 5.0
7/19/00	< 50	< 0.5	< 0.5	< 0.5	< 0.5	< 5.0
10/25/00	< 50	< 0.5	< 0.5	< 0.5	< 0.5	< 5.0
1/16/01	No longer sampled					
ESL (DW)	100	1	40	30	20	5
ESL (NDW)	5,000	540	400	300	4,300	1,800

Notes:

* EPA Method 8020/EPA Method 8260 (MTBE confirmation)

** Hydrocarbon reported in the gasoline range does not match the laboratory gasoline standard

*** Sample contains a discrete peak in addition to gasoline

ESL = Environmental screening level presented in the "Screening For Environmental Concerns at Sites With Contaminated Soil and Groundwater (November 2007)" document prepared by the California Regional Water Quality Control Board, San Francisco Bay Region.

DW = Groundwater is considered a current or potential source of drinking water

NDW = Groundwater is not considered a current or potential source of drinking water

Most current data is in **Bold**

Non-detectable concentrations noted by the less than sign (<) followed by the laboratory reporting limit



Aqua Science Engineers, Inc. 55 Oak Court, Suite 220, Danville, CA 94526
(925) 820-9391 - Fax (925) 837-4853 - www.aquascienceengineers.com

APPENDIX A

Well Sampling Field Logs

AQUA SCIENCE ENGINEERS

WELL SAMPLING FIELD LOG

PROJECT NAME HUTCH'S SAN LORENZO

JOB NUMBER 3411 DATE OF SAMPLING 01-30-05

WELL ID. MW-1 SAMPLER D4

TOTAL DEPTH OF WELL 26.0 WELL DIAMETER 2

DEPTH TO WATER PRIOR TO PURGING 14.32

PRODUCT THICKNESS 0

DEPTH OF WELL CASING IN WATER 11.65

NUMBER OF GALLONS PER WELL CASING VOLUME 1.87

NUMBER OF WELL CASING VOLUMES TO BE REMOVED 3

REQUIRED VOLUME OF GROUNDWATER TO BE PURGED PRIOR TO SAMPLING 5.60

EQUIPMENT USED TO PURGE WELL NEW DISPOSABLE SAILER (NAB)

TIME EVACUATION STARTED 1015 TIME EVACUATION COMPLETED 1022

TIME SAMPLES WERE COLLECTED 1025

DID WELL GO DRY NO AFTER HOW MANY GALLONS —

VOLUME OF GROUNDWATER PURGED 6

SAMPLING DEVICE NAB

SAMPLE COLOR Clear ODOR/SEDIMENT None/None

CHEMICAL DATA

<u>MW-2</u>	<u>DTW</u>
<u>MW-3</u>	<u>14.51</u>
	<u>13.64</u>

VOLUME PURGED	TEMPERATURE	PH	CONDUCTIVITY

SAMPLES COLLECTED

SAMPLE	# OF CONTAINERS	SIZE AND TYPE OF CONTAINER	ANALYSIS	PRESERVED
<u>MW-1</u>	<u>3</u>	<u>40ml VOA</u>	<u>82608</u>	<input checked="" type="checkbox"/>



Aqua Science Engineers, Inc. 55 Oak Court, Suite 220, Danville, CA 94526
(925) 820-9391 - Fax (925) 837-4853 - www.aquascienceengineers.com

APPENDIX B

Certified Analytical Report
and
Chain of Custody Documentation

ANALYTICAL REPORT

Job Number: 720-12845-1

Job Description: Hutch's Car Wash

For:

Aqua Science Engineers Inc

55 Oak Court Suite 220

Danville, CA 94526

Attention: Dave Allen



Melissa Brewer

Project Manager I

melissa.brewer@testamericainc.com

02/07/2008

Comments

No additional comments.

Receipt

All samples were received in good condition within temperature requirements.

GC/MS VOA

No analytical or quality issues were noted.

EXECUTIVE SUMMARY - Detections

Client: Aqua Science Engineers Inc

Job Number: 720-12845-1

Lab Sample ID Analyte	Client Sample ID	Result / Qualifier	Reporting Limit	Units	Method
720-12845-1 MTBE	MW-1	290	2.0	ug/L	8260B

METHOD SUMMARY

Client: Aqua Science Engineers Inc

Job Number: 720-12845-1

Description	Lab Location	Method	Preparation Method
Matrix: Water			
Volatile Organic Compounds by GC/MS	TAL SF	SW846 8260B	
Purge-and-Trap	TAL SF		SW846 5030B

Lab References:

TAL SF = TestAmerica San Francisco

Method References:

SW846 = "Test Methods For Evaluating Solid Waste, Physical/Chemical Methods", Third Edition, November 1986 And Its Updates.

SAMPLE SUMMARY

Client: Aqua Science Engineers Inc

Job Number: 720-12845-1

Lab Sample ID	Client Sample ID	Client Matrix	Date/Time Sampled	Date/Time Received
720-12845-1	MW-1	Water	01/30/2008 1025	01/31/2008 1340

Analytical Data

Client: Aqua Science Engineers Inc

Job Number: 720-12845-1

Client Sample ID: MW-1

Lab Sample ID: 720-12845-1

Client Matrix: Water

Date Sampled: 01/30/2008 1025

Date Received: 01/31/2008 1340

8260B Volatile Organic Compounds by GC/MS

Method: 8260B

Analysis Batch: 720-31656

Instrument ID: Varian 3900C

Preparation: 5030B

Lab File ID: c:\saturday\data\200802\02

Dilution: 4.0

Initial Weight/Volume: 40 mL

Date Analyzed: 02/07/2008 1543

Final Weight/Volume: 40 mL

Date Prepared: 02/07/2008 1543

Analyte	Result (ug/L)	Qualifier	RL
Benzene	ND		2.0
Ethylbenzene	ND		2.0
MTBE	290		2.0
Toluene	ND		2.0
Xylenes, Total	ND		4.0
Gasoline Range Organics (GRO)-C5-C12	ND		200
Surrogate	%Rec		Acceptance Limits
Toluene-d8 (Surr)	101		77 - 121
1,2-Dichloroethane-d4 (Surr)	109		73 - 130

DATA REPORTING QUALIFIERS

Lab Section	Qualifier	Description
--------------------	------------------	--------------------

Quality Control Results

Client: Aqua Science Engineers Inc

Job Number: 720-12845-1

QC Association Summary

Lab Sample ID	Client Sample ID	Report Basis	Client Matrix	Method	Prep Batch
GC/MS VOA					
Analysis Batch:720-31656					
LCS 720-31656/2	Lab Control Spike	T	Water	8260B	
LCSD 720-31656/1	Lab Control Spike Duplicate	T	Water	8260B	
MB 720-31656/3	Method Blank	T	Water	8260B	
720-12845-1	MW-1	T	Water	8260B	

Report Basis

T = Total

Quality Control Results

Client: Aqua Science Engineers Inc

Job Number: 720-12845-1

Method Blank - Batch: 720-31656

Method: 8260B
Preparation: 5030B

Lab Sample ID: MB 720-31656/3
Client Matrix: Water
Dilution: 1.0
Date Analyzed: 02/07/2008 1240
Date Prepared: 02/07/2008 1240

Analysis Batch: 720-31656
Prep Batch: N/A
Units: ug/L

Instrument ID: Varian 3900C
Lab File ID: c:\saturnews\data\200802\02
Initial Weight/Volume: 40 mL
Final Weight/Volume: 40 mL

Analyte	Result	Qual	RL
Benzene	ND		0.50
Ethylbenzene	ND		0.50
MTBE	ND		0.50
Toluene	ND		0.50
Xylenes, Total	ND		1.0
Gasoline Range Organics (GRO)-C5-C12	ND		50
Surrogate	% Rec		Acceptance Limits
Toluene-d8 (Surr)	94		77 - 121
1,2-Dichloroethane-d4 (Surr)	110		73 - 130

Calculations are performed before rounding to avoid round-off errors in calculated results.

Quality Control Results

Client: Aqua Science Engineers Inc

Job Number: 720-12845-1

**Lab Control Spike/
Lab Control Spike Duplicate Recovery Report - Batch: 720-31656**

**Method: 8260B
Preparation: 5030B**

LCS Lab Sample ID: LCS 720-31656/2
Client Matrix: Water
Dilution: 1.0
Date Analyzed: 02/07/2008 1418
Date Prepared: 02/07/2008 1418

Analysis Batch: 720-31656
Prep Batch: N/A
Units: ug/L

Instrument ID: Varian 3900C
Lab File ID: c:\saturnws\data\200802\020
Initial Weight/Volume: 40 mL
Final Weight/Volume: 40 mL

LCSD Lab Sample ID: LCSD 720-31656/1
Client Matrix: Water
Dilution: 1.0
Date Analyzed: 02/07/2008 1444
Date Prepared: 02/07/2008 1444

Analysis Batch: 720-31656
Prep Batch: N/A
Units: ug/L

Instrument ID: Varian 3900C
Lab File ID: c:\saturnws\data\200802\020
Initial Weight/Volume: 40 mL
Final Weight/Volume: 40 mL

Analyte	% Rec.		Limit	RPD	RPD Limit	LCS Qual	LCSD Qual
	LCS	LCSD					
Benzene	83	88	64 - 140	6	20		
MTBE	87	93	44 - 134	7	20		
Toluene	86	89	52 - 109	4	20		
Surrogate	LCS % Rec		LCSD % Rec		Acceptance Limits		
Toluene-d8 (Surr)	100		93		77 - 121		
1,2-Dichloroethane-d4 (Surr)	81		92		73 - 130		

Calculations are performed before rounding to avoid round-off errors in calculated results.

Aqua Science Engineers, Inc.
 208 W. El Pintado Road
 Danville, CA 94526
 (925) 820-9391
 FAX (925) 837-4853

720-12845

Chain of Custody

12/12/14

PAGE 1 of 1

SAMPLER SIGNATURE

[Signature]

PROJECT NAME HUTCH'S CARWASH S.L. JOB NO. 3411

ADDRESS 17945 HESPERIAN BLVD. SAN LUIS OBISPO, CA

ANALYSIS REQUEST

SPECIAL INSTRUCTIONS:

SAMPLE ID	DATE	TIME	MATRIX	QUANTITY	TPH-GAS / MTBE & BTEX (EPA 8260/815-60601 & 2406)	TPH-DIESEL (EPA 3510/8015)	TPH-DIESEL & MOTOR OIL (EPA 3510/8015)	CAMEL 17 METALS (EPA 6010-7000)	SEMI-VOLATILE ORGANICS (EPA 8250/270)	Pb (TOTAL OR DISSOLVED) (EPA 6010)	PESTICIDES (EPA 8061)	FUEL OXYGENATES (EPA 8260)	PURGEABLE HALOCARBONS (EPA 601/8010)	TPH-G/BTEX/S OXYS (EPA M1 THOD 8260)	MULTI-RANGE HYDROCARBONS WITH SILICA GEL CLEANUP (EPA 8015)	VOLATILE ORGANICS (EPA 624/8240/8260)	LIFT METALS (5) (EPA 6010-7000)	COMPOSITE 41	EDF	Notes	
MW-1	01/31/08	10:45	L	3	X															X	HCH 45%

RELINQUISHED BY: <i>[Signature]</i> (signature)	RECEIVED BY: <i>[Signature]</i> 1245 (signature) (time)	RELINQUISHED BY: <i>[Signature]</i> 1340 (signature) (time)	RECEIVED BY LABORATORY: <i>[Signature]</i> 1340 (signature) (time)	COMMENTS: 1.5E
D. Allen 01/31/08 (printed name) (date)	Brian Thomas 1/31/08 (printed name) (date)	Brian Thomas 1/31/08 (printed name) (date)	Jean Mullen 01-31-08 (printed name) (date)	
Company-ASE, INC.	Company-TAL	Company-TAL	Company-TAL SE	TURN AROUND TIME STANDARD 24Hr 48Hr 72Hr OTHER:

Login Sample Receipt Check List

Client: Aqua Science Engineers Inc

Job Number: 720-12845-1

Login Number: 12845

Creator: Mullen, Joan

List Number: 1

List Source: TestAmerica San Francisco

Question	T / F / NA	Comment
Radioactivity either was not measured or, if measured, is at or below background	N/A	
The cooler's custody seal, if present, is intact.	N/A	
The cooler or samples do not appear to have been compromised or tampered with.	True	
Samples were received on ice.	True	
Cooler Temperature is acceptable.	True	
Cooler Temperature is recorded.	True	
COC is present.	True	
COC is filled out in ink and legible.	True	
COC is filled out with all pertinent information.	True	
There are no discrepancies between the sample IDs on the containers and the COC.	True	
Samples are received within Holding Time.	True	
Sample containers have legible labels.	True	
Containers are not broken or leaking.	True	
Sample collection date/times are provided.	True	
Appropriate sample containers are used.	True	
Sample bottles are completely filled.	True	
There is sufficient vol. for all requested analyses, incl. any requested MS/MSDs	True	
VOA sample vials do not have headspace or bubble is <6mm (1/4") in diameter.	True	
If necessary, staff have been informed of any short hold time or quick TAT needs	True	
Multiphasic samples are not present.	True	
Samples do not require splitting or compositing.	True	