



March 30, 2015

Nicole Arceneaux
Project Manager
Marketing Business Unit

**Chevron Environmental
Management Company**
6101 Bollinger Canyon Road
Suite 5119
San Ramon, CA 94583
Tel (925) 790-6912
Nicole.Arceneaux@chevron.c
om

Mr. Keith Nowell
Alameda County Department of Environmental Health
1131 Harbor Bay Parkway, Suite 250
Alameda, California 94502-6577

RECEIVED

By Alameda County Environmental Health at 2:08 pm, Apr 01, 2015

RE: First Half 2015 Semi-Annual Groundwater Monitoring Report

1629 Webster Street, Alameda, California
Fuel Leak Case No.: RO0000450

Dear Mr. Nowell,

I declare under penalty of perjury that to the best of my knowledge the information and/or recommendations contained in the attached report is/are true and correct.

If you have any questions or need additional information, please contact me at (925) 790-6463.

Sincerely,

A handwritten signature in blue ink, appearing to read "Nicole Arceneaux".

Nicole Arceneaux
Union Oil of California – Project Manager

Attachment
First Half 2015 Semi-Annual Groundwater Monitoring Report

Mr. Keith Nowell
Alameda County Department of Environmental Health
1131 Harbor Bay Parkway, Suite 250
Alameda, California 94502-6577

Subject:
First Half 2015 Semi-Annual Groundwater Monitoring Report Submittal

ENVIRONMENT

Dear Mr. Nowell:

On behalf of Chevron Environmental Management Company's affiliate, Union Oil Company of California ("Union Oil"), ARCADIS is submitting the enclosed Semi-Annual Groundwater Monitoring Report for the following facility:

Date:
March 30, 2015

<u>Facility No.</u>	<u>Case No.</u>	<u>Location</u>
0843	RO0000450	1629 Webster Street Alameda, California

Contact:
Katherine Brandt

Phone:
510.596.9675


Email:
Katherine.Brandt@
arcadis-us.com

If you have any questions or comments regarding the contents of this document, please contact Ms. Nicole Arceneaux of Chevron at 925.790.6912 or by e-mail at Nicole.Arceneaux@Chevron.com. Alternatively, you may contact Katherine Brandt of ARCADIS at 510.596.9675 or by e-mail at Katherine.Brandt@arcadis-us.com.

Our ref:
B0047584.2015

Sincerely,

ARCADIS


Katherine Brandt, P.G.,
Professional Geologist
Certified Project Manager



Copies:

Ms. Nicole Arceneaux – Chevron (electronic copy only)
Ms. Cherie McCaulou, CRWQCB – San Francisco Bay Region, 1515 Clay Street, Suite 1400, Oakland, California 94612 (Geotracker)
Mr. Sam and Michelle Koka, 802 Pacific Avenue, Alameda, CA 94501

**UNION OIL OF CALIFORNIA
SEMI-ANNUAL MONITORING REPORT
FIRST HALF 2015
MARCH 30, 2015**

Facility No.: 0843 Address: 1629 Webster Street, Alameda, California

Consulting Company/Contact Person/Phone No.: ARCADIS / Katherine Brandt / 510.596.9675

Primary Agency/Contact Person/Regulatory ID No.: Alameda County Department of Environmental Health (ACEH)
/Mr. Keith Nowell Case No. RO0000450

WORK PERFORMED DURING THIS REPORTING PERIOD (First Half – 2015) :

1. Gettler-Ryan Inc. (G-R), conducted groundwater monitoring and sampling on February 12, 2015. Field data sheets and general procedures are included as **Attachment A**. Twelve (12) groundwater monitoring wells were gauged during this monitoring event (MW-1, MW-1AR, MW-1BR, and MW-3 through MW-11), and nine (9) groundwater monitoring wells were sampled (MW-1AR, MW-1BR, and MW-5 through MW-11). Shallow onsite wells were not analyzed during this event as discussed in email approval dated January 28, 2014 included as **Attachment B**.

Groundwater samples were analyzed for total petroleum hydrocarbons as gasoline (TPH-g) by United States Environmental Protection Agency (EPA) Method 8015B; benzene, toluene, ethylbenzene, and total xylenes (BTEX, collectively), oxygenates (methyl tertiary butyl ether [MTBE], ethyl tertiary butyl ether [ETBE], di-isopropyl ether [DIPE], tertiary amyl methyl ether [TAME], tertiary butyl alcohol [TBA]), 1,2-dibromoethane (EDB), 1,2-dichloroethane (1,2-DCE or EDC), and ethanol by EPA Method 8260B. One field parameter, electrical conductivity (EC) was monitored and recorded during the sampling event.

The site location map, the site plan, and the groundwater contour maps are presented on **Figures 1** through **4**. Concentration maps for TPH-g, benzene, and MTBE are on **Figures 5** through **8**. Current Groundwater Gauging and Analytical Results are summarized in **Table 1**, Current Additional Groundwater Analytical Results are summarized in **Table 1a**, Historic Groundwater Gauging and Analytical Results are summarized in **Table 2**, Historic Additional Groundwater Analytical Results are summarized in **Table 2a**, and Historical Groundwater Results from TRC are included as **Attachment C**. A copy of the laboratory analytical report and chain-of-custody documentation is included as **Attachment D**.

WORK PROPOSED FOR THE NEXT REPORTING PERIOD (First Half – 2015):

1. Perform groundwater monitoring and related reporting during first half 2015.

Current Phase of Project:	<u>Groundwater – Semi-Annual/Offsite Delineation</u>
Site Use:	<u>Vacant Lot – Planned Redevelopment</u>
Frequency of Sampling:	<u>Groundwater – Semi-Annual</u>
Frequency of Monitoring:	<u>Groundwater – Semi-Annual</u>
Are Separate-Phase Hydrocarbons (SPH) Present On-Site:	<u>No</u>
Cumulative SPH Recovered to Date:	<u>None</u>
SPH Recovered This Quarter:	<u>None</u>
Bulk Soil Removed to Date:	<u>338 tons (June 1998)</u>
Bulk Soil Removed this Quarter:	<u>None</u>
Water Wells or Surface Waters within a 2,000' Radius and Their Respective Directions:	<u>Three irrigation wells located 0.1 mile west, northwest, and southeast of the site</u>
Groundwater Use Designation:	<u>Irrigation</u>
Current Remediation Techniques:	<u>None</u>
Permits for Discharge (No.):	<u>None</u>

**UNION OIL OF CALIFORNIA
SEMI-ANNUAL MONITORING REPORT
FIRST HALF 2015
MARCH 30, 2015**

Facility No.: 0843 Address: 1629 Webster Street, Alameda, California

Approximate Depth to Groundwater for Shallow Monitoring Wells: 5.45 (MW-5) – 6.69 (MW-1) feet below top of casing
Measured Estimated

Approximate Depth to Groundwater for Submerged Monitoring Wells: 5.83 (MW-7) – 7.14 (MW-1BR) feet below top of casing
Measured Estimated

Approximate Groundwater Elevation for Shallow Monitoring Wells: 11.00 (MW-5) – 12.44 (MW-1) feet relative to mean sea level
Measured Estimated

Approximate Groundwater Elevation for Submerged Monitoring Wells: 11.98 (MW-7) – 12.29 (MW-11) feet relative to mean sea level
Measured Estimated

Groundwater Gradient for Shallow Monitoring Wells: 0.006 ft/ft (Magnitude) Northeast (Direction)

Groundwater Gradient for Submerged Monitoring Wells: 0.003 ft/ft (Magnitude) Northeast (Direction)

**UNION OIL OF CALIFORNIA
SEMI-ANNUAL MONITORING REPORT
FIRST HALF 2015
MARCH 30, 2015**

Facility No.: 0843 Address: 1629 Webster Street, Alameda, California

DISCUSSION:

Groundwater conditions during the first half 2015 remained consistent with previous sampling events.

Shallow interval: Shallow interval onsite monitoring wells were not sampled during this event as discussed above.

Submerged interval: The maximum dissolved concentrations of MTBE and TPH-g (1,800 µg/L, and 50 µg/L, respectively) were detected in the sample collected from MW-11. The maximum dissolved concentration of TAME (1.5 µg/L) was detected in the sample collected from MW-9. Benzene, toluene, ethylbenzene, total xylenes, TBA, ETBE, DIPE, EDB, EDC, and ethanol were not detected above the laboratory reporting limits for wells sampled.

Groundwater elevations at the service station vary by approximately 1 ½ feet, creating a relatively gentle hydraulic gradient of 0.006 foot per foot for the shallow interval and 0.003 foot per foot for the submerged interval. Hydraulic gradients for both intervals were in the northeast direction.

CONCLUSIONS AND RECOMMENDATIONS:

Dissolved hydrocarbon constituent concentrations have remained consistent with previous quarters. ARCADIS has completed a groundwater field investigation to delineate the offsite MTBE detections in the intermediate and deeper groundwater interval. Offsite MTBE delineation was completed. A low-threat closure request was submitted February 25, 2015. Groundwater monitoring will cease for all wells beginning in second quarter 2015 as the site is reviewed for closure. Redevelopment at the site is pending plan revisions by the property owner.

ATTACHMENTS:

- Figure 1: Site Location Map
- Figure 2: Site Plan
- Figure 3: Shallow Zone Groundwater Contour Map
- Figure 4: Submerged Zone Groundwater Contour Map
- Figure 5: TPH-g Concentration Map
- Figure 6: Benzene Concentration Map
- Figure 7: Shallow Zone MTBE Concentration Map
- Figure 8: Submerged Zone MTBE Concentration Map

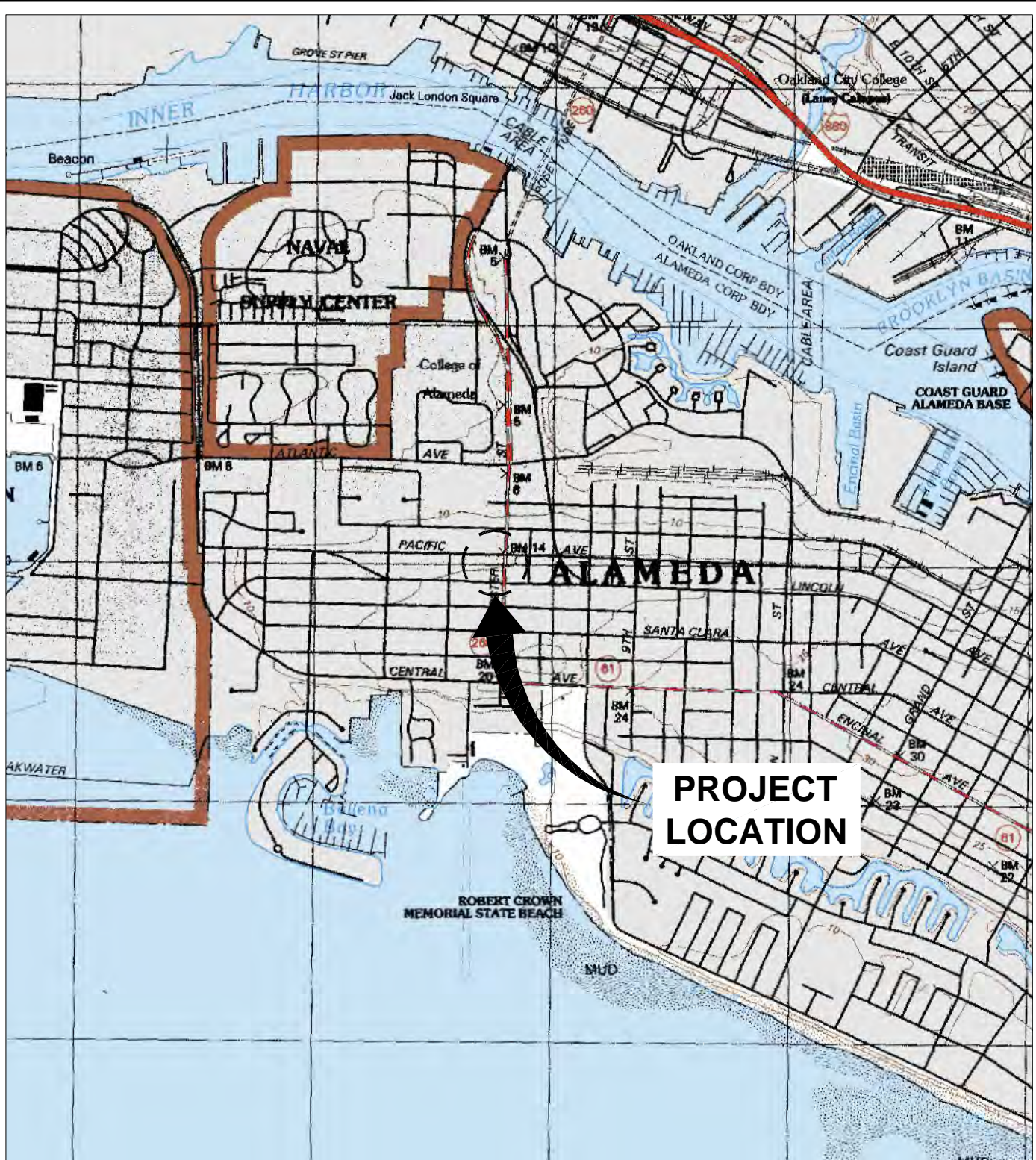
- Table 1: Current Groundwater Gauging and Analytical Results
- Table 1a: Current Additional Groundwater Analytical Results
- Table 2: Historic Groundwater Gauging and Analytical Results
- Table 2a: Historic Additional Groundwater Analytical Results

- Attachment A: Field Data Sheets and General Procedures
- Attachment B: ACEH approval email dated January 28, 2014
- Attachment C: Historical Groundwater Results from TRC
- Attachment D: Laboratory Report and Chain-of-Custody Documentation

ARCADIS

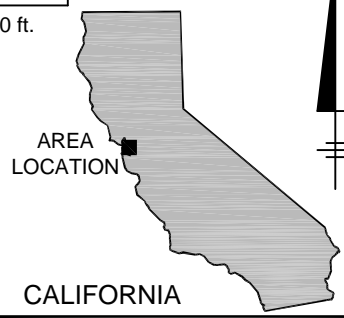
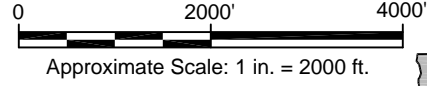
Figures

CITY: PETALUMA, CA DIV/GROUP: ENV DB: J. HARRIS ID: J. HARRIS -PIC: J. VOGELY PM: K. ABBOTT TM: K. ABBOTT LVR(OPTION)=-OFF=-REF
 G:\ENV\CAD\Peralum\ACT1800\47584\0000\1\DWG\47584\01.dwg LAYOUT: 18.0S (LMS TECH) PAGESETUP: 4/19/2011 11:40 AM ACADVER: 18.0S (LMS TECH) PAGESSETUP: 4/19/2011 11:057 AM BY: HARRIS, JESSICA
 XREFS: IMAGES: PROJECTNAME: Oakland West.jpg



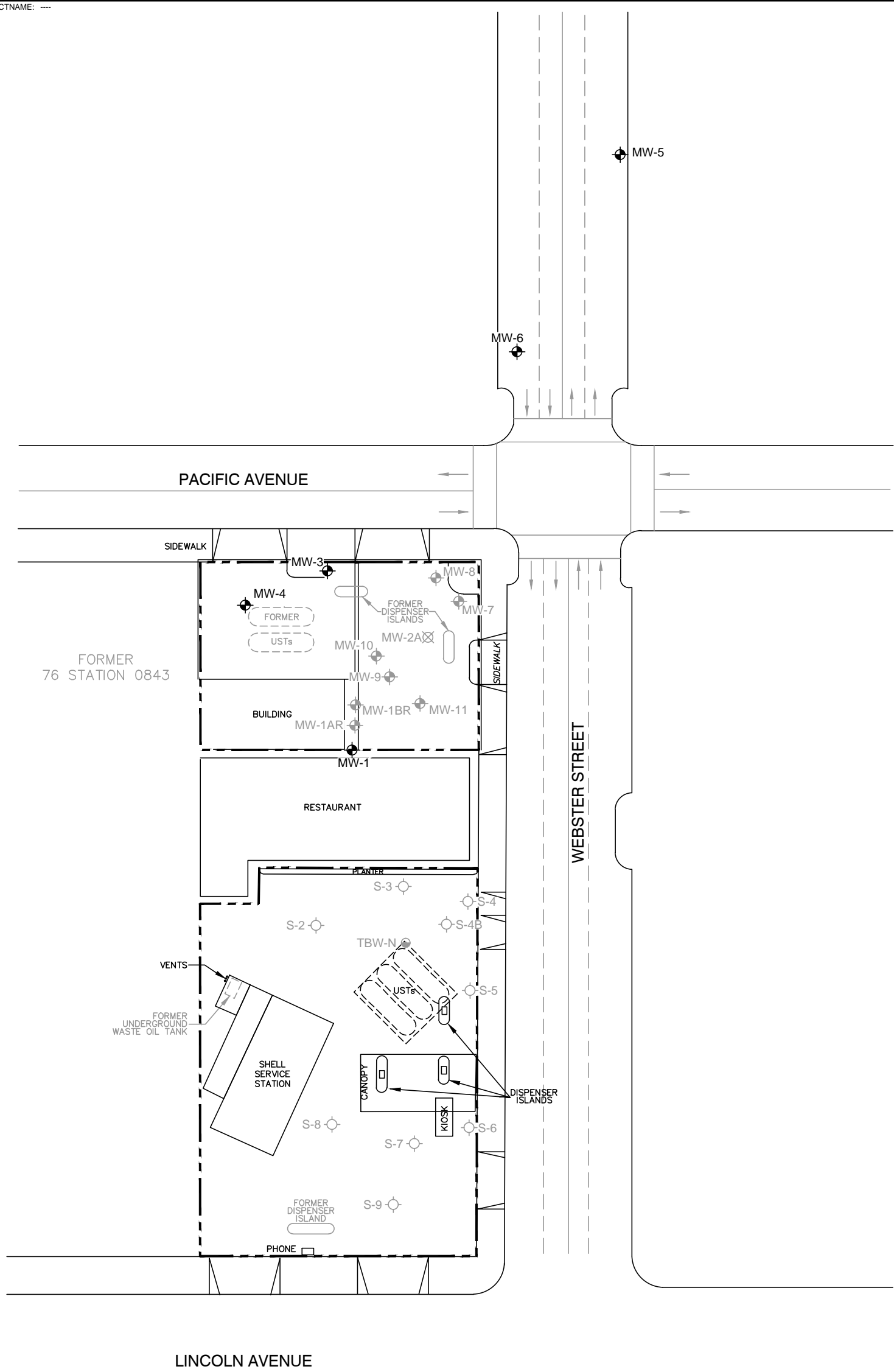
**PROJECT
LOCATION**

REFERENCE: BASE MAP USGS 7.5. MIN. TOPO. QUAD., OAKLAND WEST, CALIFORNIA, 1993.



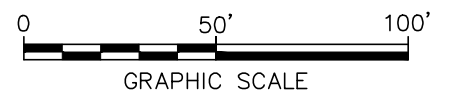
UNION OIL FORMER FACILITY NO. 0843 1629 WEBSTER STREET ALAMEDA, CALIFORNIA	
SITE LOCATION MAP	
	FIGURE 1

XREFS: IMAGES: PROJECTNAME: ----
 47584X01_OLD



LEGEND

- PROPERTY BOUNDARY
- FORMER 76 STATION SHALLOW ZONE MONITORING WELL
- FORMER 76 STATION SUBMERGED ZONE MONITORING WELL
- SHELL SERVICE STATION MONITORING WELL
- SHELL TANK BACKFILL MONITORING WELL
- ABANDONED WELL



NOTES:

1. BASE MAP PROVIDED BY TRC, DATED AUGUST 2010, AT A SCALE OF 1"=60'. SHELL SERVICE STATION DATA PROVIDED BY CRA.
2. LL SITE FEATURES AND LOCATIONS ARE APPROXIMATE.
3. THE ADJACENT SHELL SITE HAS RECEIVED CLOSURE AND WILL NO LONGER BE SAMPLED.

UNION OIL
 FORMER FACILITY NO. 0843
 1629 WEBSTER STREET
 ALAMEDA, CALIFORNIA

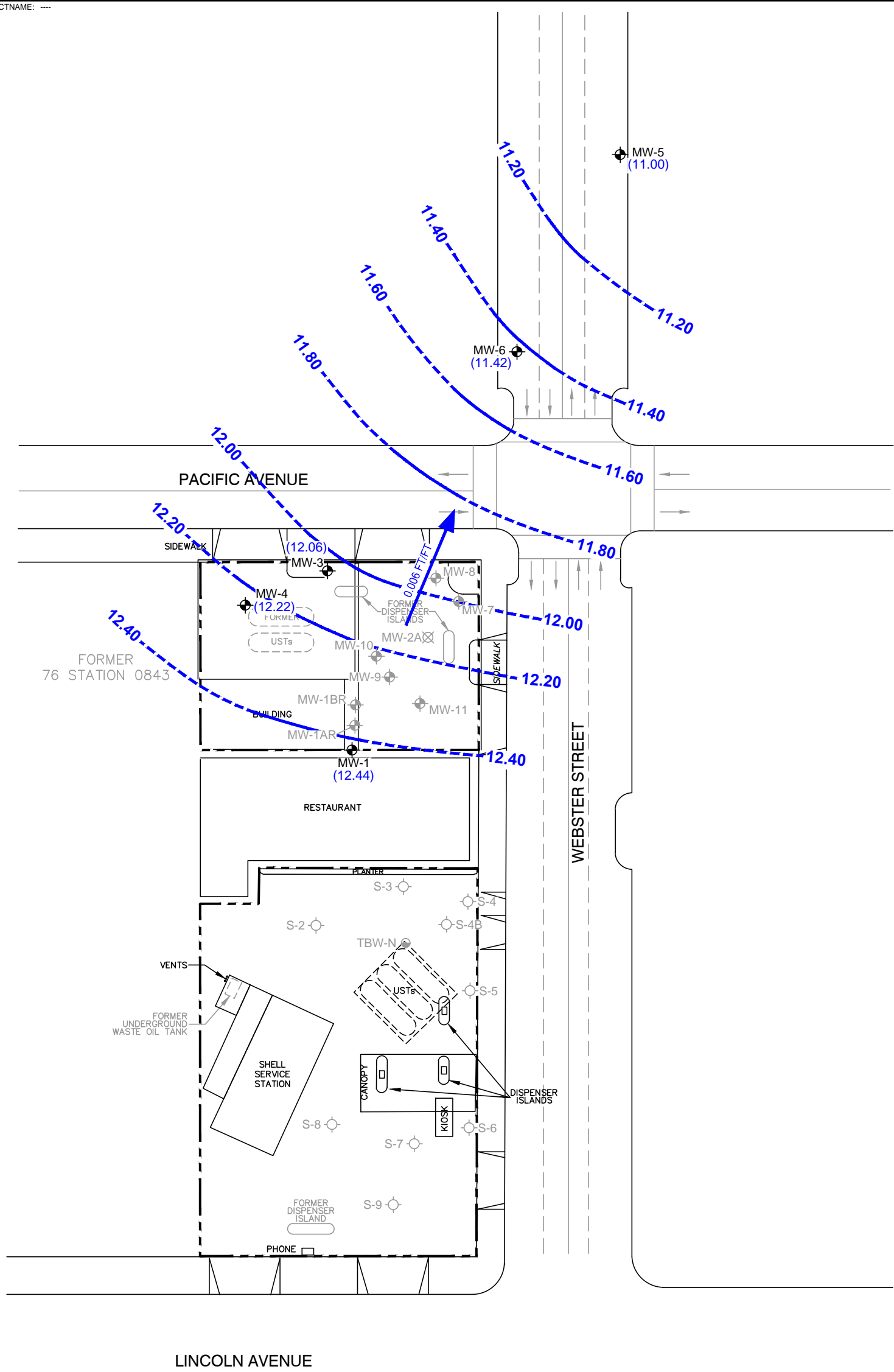
SITE PLAN



FIGURE

2

XREFS: IMAGES: PROJECTNAME: ---
 47584X01_OLD

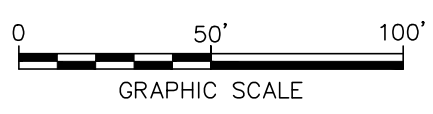


LEGEND

- PROPERTY BOUNDARY
- MW-1 ◉ FORMER 76 STATION SHALLOW ZONE MONITORING WELL
- MW-1AR ◉ FORMER 76 STATION SUBMERGED ZONE MONITORING WELL
- S-9 ◉ SHELL SERVICE STATION MONITORING WELL
- TBW-N ◉ SHELL TANK BACKFILL MONITORING WELL
- MW-2A ◉ ABANDONED WELL
- (11.42) GROUNDWATER ELEVATION IN FEET RELATIVE TO MEAN SEA LEVEL (FT MSL)
- 11.60 — GROUNDWATER ELEVATION CONTOUR (FT MSL; DASHED WHERE INFERRED)
- 0.006 FT/FT → APPROXIMATE GROUNDWATER FLOW DIRECTION AND GRADIENT (FOOT PER FOOT)

NOTES:

1. BASE MAP PROVIDED BY TRC, DATED AUGUST 2010, AT A SCALE OF 1"=60'. SHELL SERVICE STATION DATA PROVIDED BY CRA.
2. ALL SITE FEATURES AND LOCATIONS ARE APPROXIMATE.
3. THE ADJACENT SHELL SITE HAS RECEIVED CLOSURE AND WILL NO LONGER BE SAMPLED.

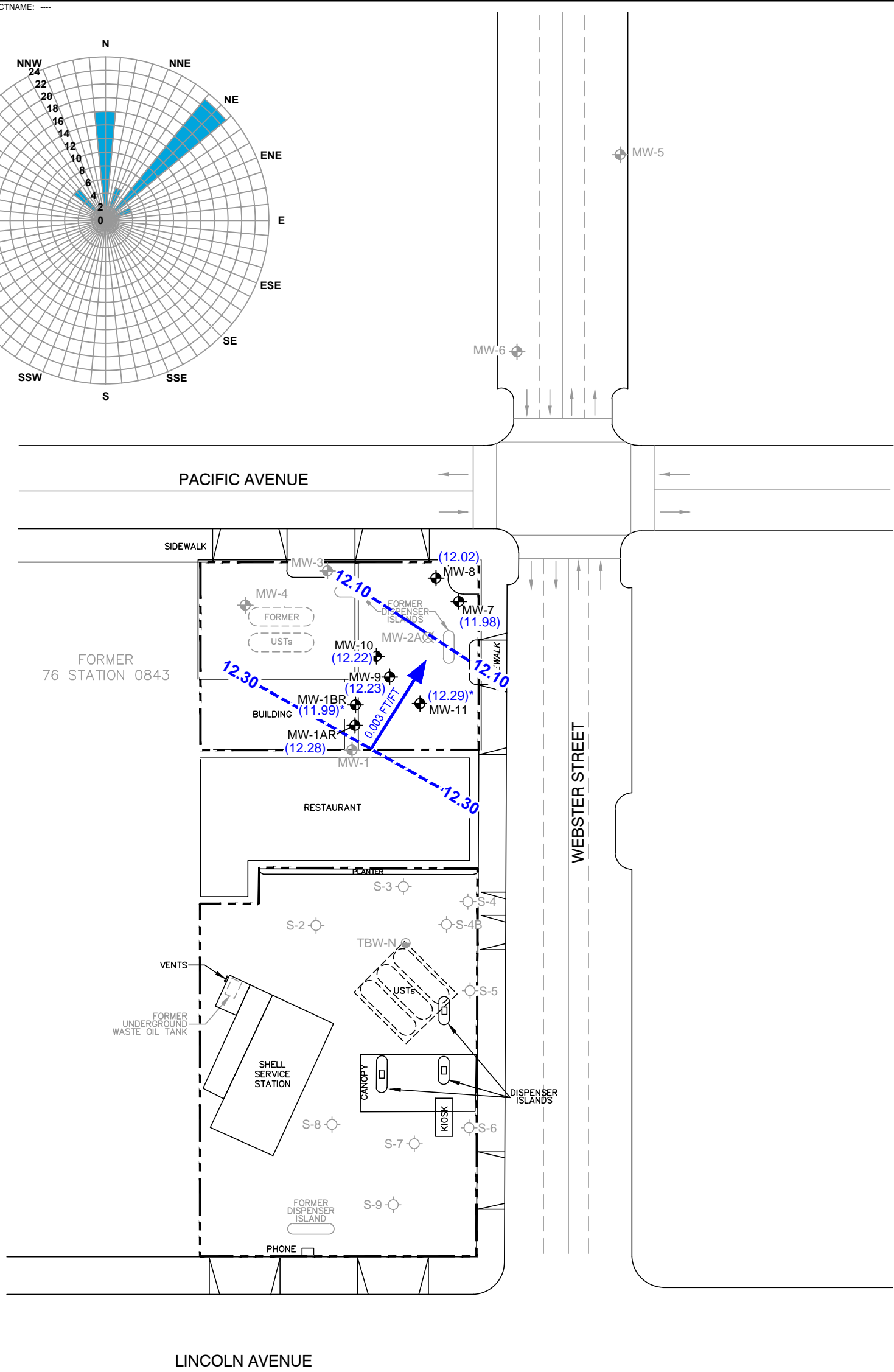
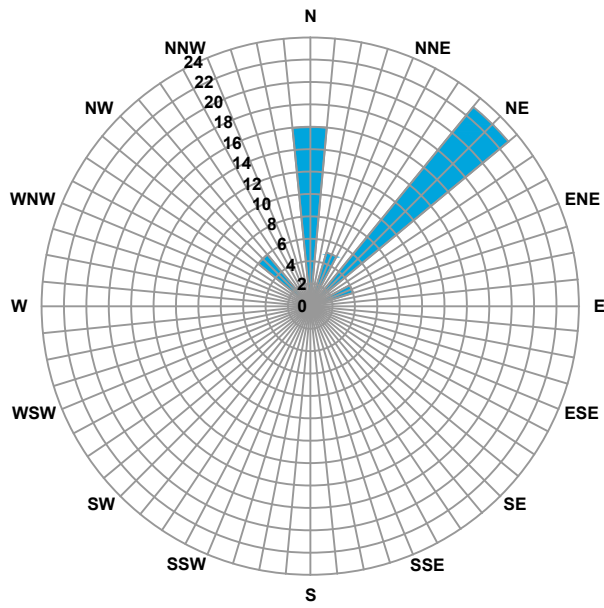


UNION OIL
 FORMER FACILITY NO. 0843
 1629 WEBSTER STREET
 ALAMEDA, CALIFORNIA

**SHALLOW ZONE GROUNDWATER
 ELEVATION CONTOUR MAP
 FEBRUARY 12, 2015**



XREFS: IMAGES: PROJECTNAME: ----
 47584X01_OLD

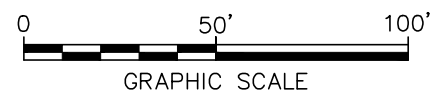


LEGEND

- PROPERTY BOUNDARY
- MW-1 ◉ FORMER 76 STATION SHALLOW ZONE MONITORING WELL
- MW-1AR ◉ FORMER 76 STATION SUBMERGED ZONE MONITORING WELL
- S-9 ◉ SHELL SERVICE STATION MONITORING WELL
- TBW-N ◉ SHELL TANK BACKFILL MONITORING WELL
- MW-2A ◉ ABANDONED WELL
- (12.23) GROUNDWATER ELEVATION IN FEET RELATIVE TO MEAN SEA LEVEL (FT MSL)
- 12.30— GROUNDWATER ELEVATION CONTOUR (FT MSL; DASHED WHERE INFERRED)
- 0.003 FT/FT → APPROXIMATE GROUNDWATER FLOW DIRECTION AND GRADIENT (FOOT PER FOOT)
- * NOT USED FOR CONTOURING

NOTES:

1. BASE MAP PROVIDED BY TRC, DATED AUGUST 2010, AT A SCALE OF 1"=60'. SHELL SERVICE STATION DATA PROVIDED BY CRA.
2. ALL SITE FEATURES AND LOCATIONS ARE APPROXIMATE.
3. THE ADJACENT SHELL SITE HAS RECEIVED CLOSURE AND WILL NO LONGER BE SAMPLED.
4. MW-11 IS NOT USED FOR CONTOURING DUE TO A DIFFERENT CONSTRUCTION THAN OTHER MONITORING WELLS INCLUDING A SHORT SCREEN INTERVAL.



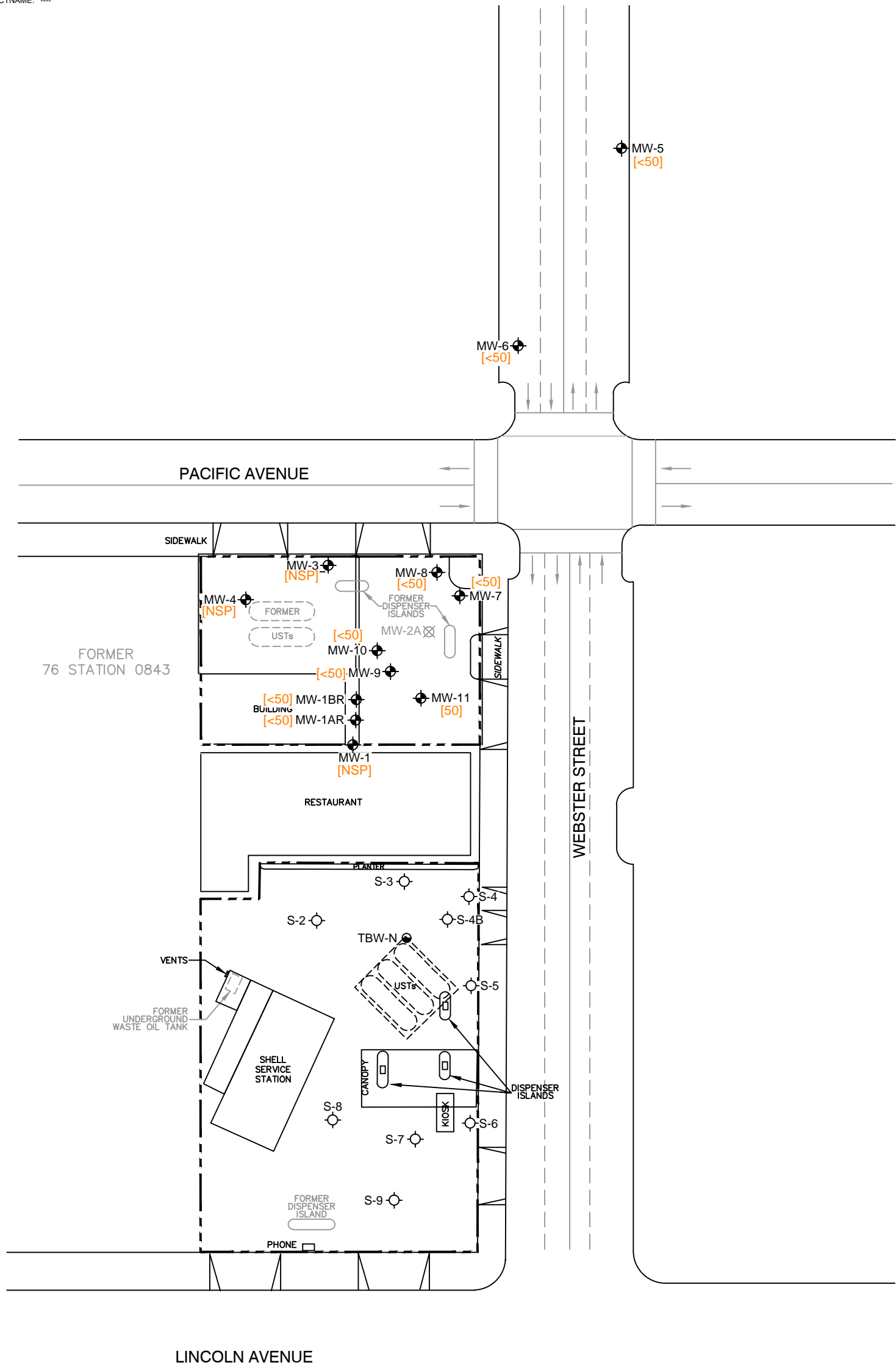
UNION OIL
 FORMER FACILITY NO. 0843
 1629 WEBSTER STREET
 ALAMEDA, CALIFORNIA

**SUBMERGED ZONE GROUNDWATER
 ELEVATION CONTOUR MAP
 FEBRUARY 12, 2015**

ARCADIS

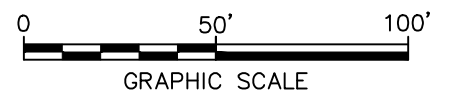
FIGURE
4

XREFS: IMAGES: PROJECTNAME: ----
 47584X01_OLD



LEGEND

- PROPERTY BOUNDARY
- FORMER 76 STATION MONITORING WELL
- SHELL SERVICE STATION MONITORING WELL
- SHELL TANK BACKFILL MONITORING WELL
- ABANDONED WELL
- [TPH-g]** TOTAL PETROLEUM HYDROCARBONS AS GASOLINE (C4-C12) CONCENTRATION IN MICROGRAMS PER LITER ($\mu\text{g/L}$)
- <** DENOTES LESS THAN LABORATORY REPORTING LIMIT
- [NSP]** NOT SAMPLED THIS EVENT IN ACCORDANCE WITH GROUNDWATER SAMPLING SCHEDULE



UNION OIL
 FORMER FACILITY NO. 0843
 1629 WEBSTER STREET
 ALAMEDA, CALIFORNIA

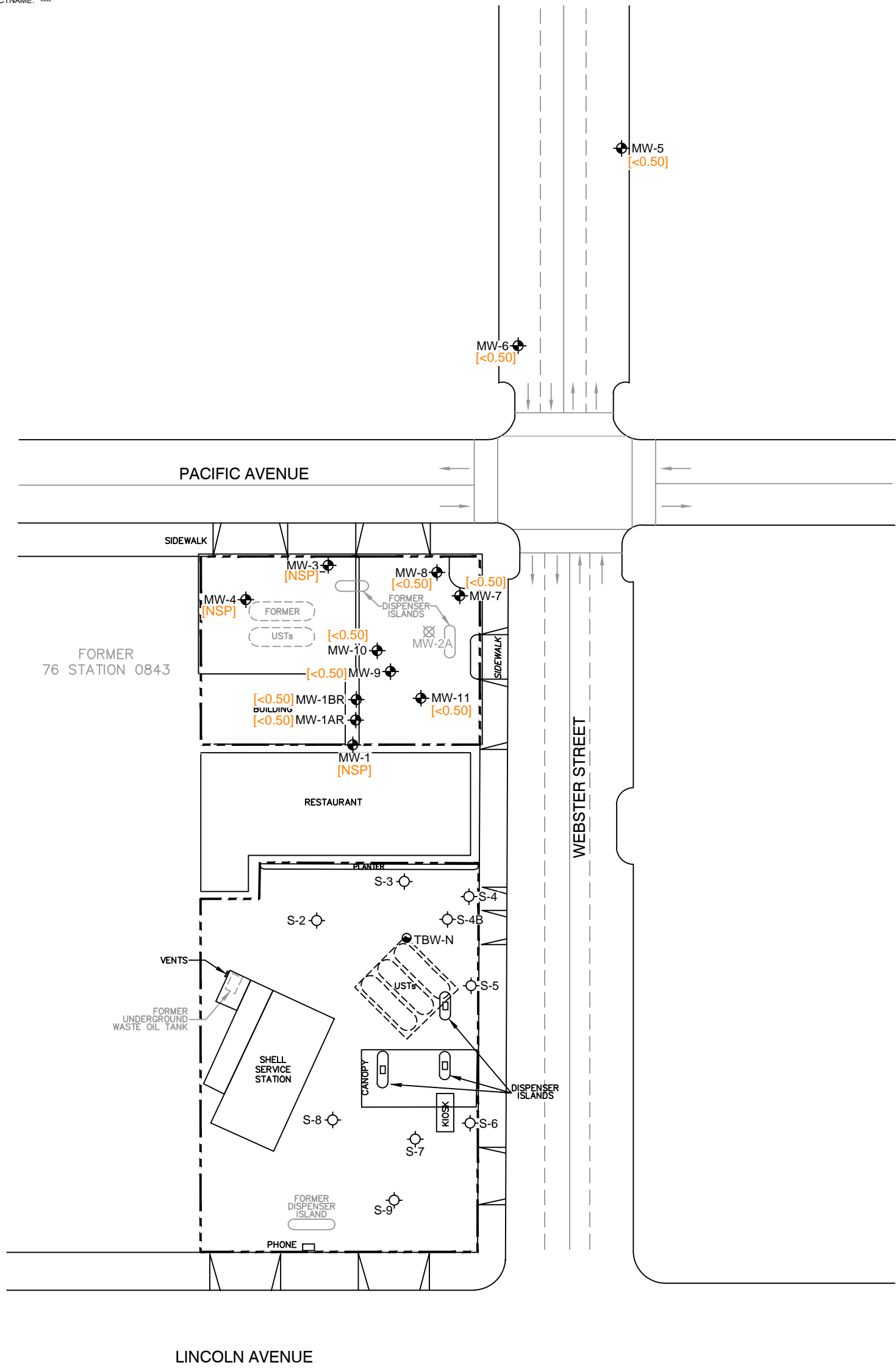
**TPH-g CONCENTRATION MAP
 FEBRUARY 12, 2015**

ARCADIS | FIGURE **5**

NOTES:

1. BASE MAP PROVIDED BY TRC, DATED AUGUST 2010, AT A SCALE OF 1"=60'. SHELL SERVICE STATION DATA PROVIDED BY CRA.
2. ALL SITE FEATURES AND LOCATIONS ARE APPROXIMATE.
3. THE ADJACENT SHELL SITE HAS RECEIVED CLOSURE AND WILL NO LONGER BE SAMPLED.

XREFS: IMAGES: PROJECTNAME: ----
 47584X01_OLD

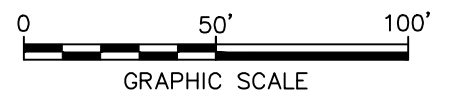


LEGEND

- PROPERTY BOUNDARY
- MW-1 ◉ FORMER 76 STATION MONITORING WELL
- S-9 ◉ SHELL SERVICE STATION MONITORING WELL
- TBW-N ◉ SHELL TANK BACKFILL MONITORING WELL
- MW-2A ⊗ ABANDONED WELL
- [BENZ] BENZENE CONCENTRATION IN MICROGRAMS PER LITER (µg/L)
- < DENOTES LESS THAN LABORATORY REPORTING LIMIT
- [NSP] WELL NOT SAMPLED THIS EVENT IN ACCORDANCE WITH GROUNDWATER SAMPLING SCHEDULE

NOTES:

1. BASE MAP PROVIDED BY TRC, DATED AUGUST 2010, AT A SCALE OF 1"=60'. SHELL SERVICE STATION DATA PROVIDED BY CRA.
2. ALL SITE FEATURES AND LOCATIONS ARE APPROXIMATE.
3. THE ADJACENT SHELL SITE HAS RECEIVED CLOSURE AND WILL NO LONGER BE SAMPLED.

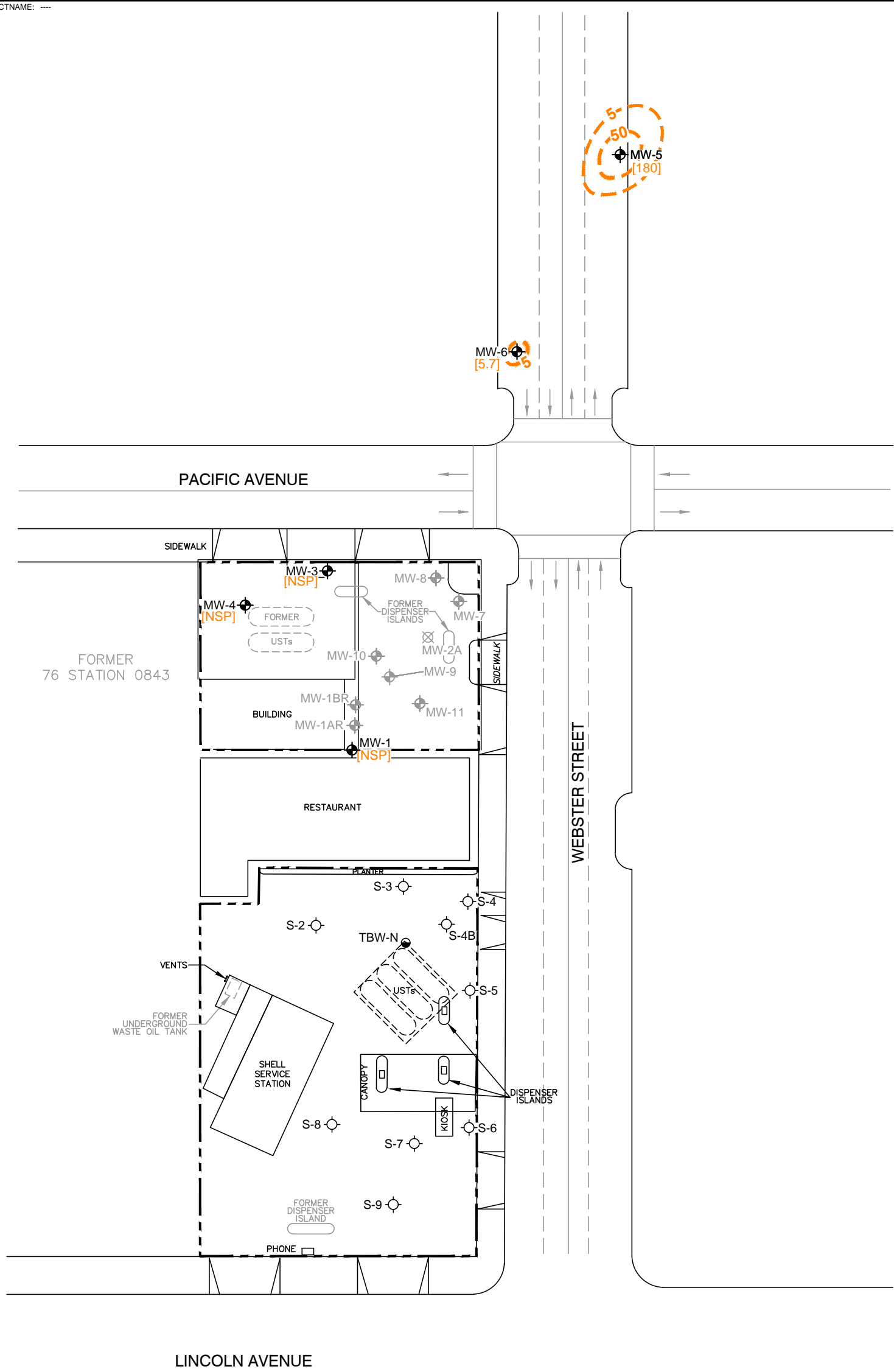


UNION OIL
 FORMER FACILITY NO. 0843
 1629 WEBSTER STREET
 ALAMEDA, CALIFORNIA

**BENZENE CONCENTRATION MAP
 FEBRUARY 12, 2015**



XREFS: IMAGES: PROJECTNAME: ----
 47584X01_OLD

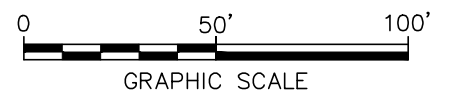


LEGEND

- PROPERTY BOUNDARY
- MW-1 FORMER 76 STATION SHALLOW ZONE MONITORING WELL
- MW-1AR FORMER 76 STATION SUBMERGED ZONE MONITORING WELL
- S-9 SHELL SERVICE STATION MONITORING WELL
- TBW-N SHELL TANK BACKFILL MONITORING WELL
- MW-2A ABANDONED WELL
- [MTBE] METHYL TERTIARY BUTYL ETHER CONCENTRATION IN MICROGRAMS PER LITER (µg/L)
- < DENOTES LESS THAN LABORATORY REPORTING LIMIT
- [NSP] WELL NOT SAMPLED THIS EVENT IN ACCORDANCE WITH GROUNDWATER SAMPLING SCHEDULE
- 50 --- MTBE ISOCONCENTRATION CONTOUR (µg/L; DASHED WHERE INFERRED)

NOTES:

1. BASE MAP PROVIDED BY TRC, DATED AUGUST 2010, AT A SCALE OF 1"=60'. SHELL SERVICE STATION DATA PROVIDED BY CRA.
2. ALL SITE FEATURES AND LOCATIONS ARE APPROXIMATE.
3. THE ADJACENT SHELL SITE HAS RECEIVED CLOSURE AND WILL NO LONGER BE SAMPLED.



UNION OIL
 FORMER FACILITY NO. 0843
 1629 WEBSTER STREET
 ALAMEDA, CALIFORNIA

**MTBE SHALLOW ZONE WELL
 CONCENTRATION MAP
 FEBRUARY 12, 2015**



FIGURE

7

ARCADIS

Tables

Table 1
Current Groundwater Gauging and Analytical Results
Unocal Site 0843
1629 Webster Street, Alameda, California

Well ID	Date Sampled	TOC Elevation (feet MSL)	DTW (feet bTOC)	LPH Thickness (feet)	GW Elevation (feet MSL)	TPH-G 8015B	Benzene	Toluene	Ethyl-benzene	Total Xylenes	MTBE	TBA	TAME	ETBE	DIPE	EDB	EDC	Ethanol	Comments	
MW-1	2/12/2015	19.13	6.69	0.00	12.44	--	--	--	--	--	--	--	--	--	--	--	--	--	--	
MW-1AR	2/12/2015	19.29	7.01	0.00	12.28	<50	<0.50	<0.50	<0.50	<1.0	7.4	<10	<0.50	<0.50	<0.50	<0.50	<0.50	<0.50	<250	
MW-1BR	2/12/2015	19.13	7.14	0.00	11.99	<50	<0.50	<0.50	<0.50	<1.0	<0.50	<10	<0.50	<0.50	<0.50	<0.50	<0.50	<0.50	<250	
MW-3	2/12/2015	18.05	5.99	0.00	12.06	--	--	--	--	--	--	--	--	--	--	--	--	--	--	
MW-4	2/12/2015	18.14	5.92	0.00	12.22	--	--	--	--	--	--	--	--	--	--	--	--	--	--	
MW-5	2/12/2015	16.45	5.45	0.00	11.00	<50	<0.50	<0.50	<0.50	<1.0	180	<10	<0.50	<0.50	<0.50	<0.50	<0.50	<0.50	<250	A01
MW-6	2/12/2015	16.97	5.55	0.00	11.42	<50	<0.50	<0.50	<0.50	<1.0	5.7	<10	<0.50	<0.50	<0.50	<0.50	<0.50	<0.50	<250	
MW-7	2/12/2015	17.81	5.83	0.00	11.98	<50	<0.50	<0.50	<0.50	<1.0	<0.50	<10	<0.50	<0.50	<0.50	<0.50	<0.50	<0.50	<250	
MW-8	2/12/2015	18.13	6.11	0.00	12.02	<50	<0.50	<0.50	<0.50	<1.0	<0.50	<10	<0.50	<0.50	<0.50	<0.50	<0.50	<0.50	<250	
MW-9	2/12/2015	18.75	6.52	0.00	12.23	<50	<0.50	<0.50	<0.50	<1.0	640	<10	1.5	<0.50	<0.50	<0.50	<0.50	<0.50	<250	A01
MW-10	2/12/2015	18.84	6.62	0.00	12.22	<50	<0.50	<0.50	<0.50	<1.0	<0.50	<10	<0.50	<0.50	<0.50	<0.50	<0.50	<0.50	<250	
MW-11	2/12/2015	18.72	6.43	0.00	12.29	50	<0.50	<0.50	<0.50	<1.0	1,800	<10	1.3	<0.50	<0.50	<0.50	<0.50	<0.50	<250	A01

Note

Analytical results given in micrograms per liter unless otherwise noted
EPA Method 8015B for TPH-G
EPA Method 8260B for BTEX/MTBE/Oxygenates

Standard Abbreviations

- not analyzed, measured, or collected
- < not detected at or above laboratory detection limit
- TOC top of casing (surveyed reference elevation)
- MSL relative to mean sea level
- DTW depth to water
- bTOC below top of casing
- LPH liquid-phase hydrocarbons
- GW groundwater
- TPH-G total petroleum hydrocarbons as gasoline
- MTBE methyl tertiary butyl ether
- TBA tertiary butyl alcohol
- TAME tertiary amyl methyl ether
- ETBE ethyl tertiary butyl ether
- DIPE di-isopropyl ether
- EDB 1,2-dibromoethane
- EDC 1,2-dichloroethane (same as ethylene dichloride)
- A01 PQL's and MDL's are raised due to sample dilution.
- PQL practical quantitation limit
- MDL method detection limit

Table 1a
Current Additional Groundwater Analytical Results
Unocal Site 0843
1629 Webster Street, Alameda, California

Well ID	Date Sampled	EC @ 25°C (umhos/cm)	Field		ORP (mV)	Nitrate as NO ₃ (mg/l)	Sulfate (mg/l)	Ferric Iron	Non-Volatile Organic Compounds				Total Chromium	Total Recoverable	Total Recoverable	Comments	
			Conductivity (umhos/cm - mS)	DO (mg/l)					Hexavalent Chromium	Dissolved Chromium	Dissolved Manganese	Dissolved Vanadium		Manganese	Vanadium		
MW-1	2/12/2015	--	--	--	--	--	--	--	--	--	--	--	--	--	--	--	
MW-1AR	2/12/2015	--	0.472	--	--	--	--	--	--	--	--	--	--	--	--	--	
MW-1BR	2/12/2015	--	0.563	--	--	--	--	--	--	--	--	--	--	--	--	--	
MW-3	2/12/2015	--	--	--	--	--	--	--	--	--	--	--	--	--	--	--	
MW-4	2/12/2015	--	--	--	--	--	--	--	--	--	--	--	--	--	--	--	
MW-5	2/12/2015	--	0.626	--	--	--	--	--	--	--	--	--	--	--	--	--	
MW-6	2/12/2015	--	0.524	--	--	--	--	--	--	--	--	--	--	--	--	--	
MW-7	2/12/2015	--	0.652	--	--	--	--	--	--	--	--	--	--	--	--	--	
MW-8	2/12/2015	--	0.660	--	--	--	--	--	--	--	--	--	--	--	--	--	
MW-9	2/12/2015	--	0.655	--	--	--	--	--	--	--	--	--	--	--	--	--	
MW-10	2/12/2015	--	0.560	--	--	--	--	--	--	--	--	--	--	--	--	--	
MW-11	2/12/2015	--	0.506	--	--	--	--	--	--	--	--	--	--	--	--	--	

Note
Analytical results given in micrograms per liter unless otherwise noted

Standard Abbreviations

- not analyzed, measured, or collected
- < not detected at or above laboratory detection limit
- umhos/cm micromhos per centimeter
- mS millisiemens
- mg/l milligrams per liter (approx. equivalent to parts per million, ppm)
- mV millivolts
- EC electrical conductivity
- DO dissolved oxygen
- NO₃ Nitrate
- ORP oxidation reduction potential

Table 2
Historic Groundwater Gauging and Analytical Results
Unocal Site 0843
1629 Webster Street, Alameda, California

Well ID	Date Sampled	TOC Elevation (feet MSL)	DTW (feet bTOC)	LPH Thickness (feet)	GW Elevation (feet MSL)	TPH-G 8015B	Benzene	Toluene	Ethyl-benzene	Total Xylenes	MTBE	TBA	TAME	ETBE	DIPE	EDB	EDC	Ethanol	Comments
MW-1	8/4/2011	19.13	6.78	0.00	12.35	310	<0.50	<0.50	<0.50	<1.0	420	13	<0.50	<0.50	<0.50	<0.50	<0.50	<250	A01, A90
MW-1	11/21/2011	19.13	7.58	0.00	11.55	85*	<0.50	<0.50	<0.50	<1.0	130	<10	<0.50	<0.50	<0.50	<0.50	<0.50	<250	A01, A90
MW-1	2/2/2012	19.13	7.60	0.00	11.53	<50	<0.50	<0.50	<0.50	1.0	380	94	<0.50	<0.50	<0.50	<0.50	<0.50	<250	A01
MW-1	5/14/2012	19.13	6.45	0.00	12.68	<50	<0.50	<0.50	<0.50	<1.0	800	220	0.75	<0.50	<0.50	<0.50	<0.50	<250	A01
MW-1	8/13/2012	19.13	7.33	0.00	11.80	<50	<0.50	<0.50	<0.50	<1.0	610	120	<0.50	<0.50	<0.50	<0.50	<0.50	<250	A01
MW-1	10/25/2012	19.13	8.10	0.00	11.03	<50	<0.50	<0.50	<0.50	<1.0	250	60	<0.50	<0.50	<0.50	<0.50	<0.50	<250	A01
MW-1	3/5/2013	19.13	6.70	0.00	12.43	<50	<0.50	<0.50	<0.50	<1.0	320	<10	<0.50	<0.50	<0.50	<0.50	<0.50	<250	A01
MW-1	5/7/2013	19.13	7.00	0.00	12.13	<50	<0.50	<0.50	<0.50	<1.0	230	<10	<0.50	<0.50	<0.50	<0.50	<0.50	<250	A01
MW-1	8/8/2013	19.13	8.05	0.00	11.08	<50	<0.50	<0.50	<0.50	<1.0	25	<10	<0.50	<0.50	<0.50	<0.50	<0.50	<250	
MW-1	11/6/2013	19.13	9.00	0.00	10.13	<50	<0.50	<0.50	<0.50	<1.0	230	<10	<0.50	<0.50	<0.50	<0.50	<0.50	<250	A01
MW-1	2/5/2014	19.13	9.22	0.00	9.91	--	--	--	--	--	--	--	--	--	--	--	--	--	
MW-1	8/13/2014	19.13	9.43	0.00	9.70	--	--	--	--	--	--	--	--	--	--	--	--	--	
MW-1	2/12/2015	19.13	6.69	0.00	12.44	--	--	--	--	--	--	--	--	--	--	--	--	--	
MW-1AR	8/4/2011	19.29	6.95	0.00	12.34	<50	<0.50	<0.50	<0.50	<1.0	16	<10	<0.50	<0.50	<0.50	<0.50	<0.50	<250	
MW-1AR	11/21/2011	19.29	7.82	0.00	11.47	21* J	<0.50	<0.50	<0.50	<1.0	22	<10	<0.50	<0.50	<0.50	<0.50	<0.50	<250	
MW-1AR	2/2/2012	19.29	8.08	0.00	11.21	<50	<0.50	<0.50	<0.50	1.4	23	<10	<0.50	<0.50	<0.50	<0.50	<0.50	<250	
MW-1AR	5/14/2012	19.29	6.72	0.00	12.57	<50	<0.50	<0.50	<0.50	<1.0	13	<10	<0.50	<0.50	<0.50	<0.50	<0.50	<250	
MW-1AR	8/13/2012	19.29	7.62	0.00	11.67	<50	<0.50	<0.50	<0.50	<1.0	18	<10	<0.50	<0.50	<0.50	<0.50	<0.50	<250	
MW-1AR	10/25/2012	19.29	8.27	0.00	11.02	<50	<0.50	<0.50	<0.50	<1.0	19	<10	<0.50	<0.50	<0.50	<0.50	<0.50	<250	
MW-1AR	3/5/2013	19.29	6.92	0.00	12.37	<50	<0.50	<0.50	<0.50	<1.0	4.9	<10	<0.50	<0.50	<0.50	<0.50	<0.50	<250	
MW-1AR	5/7/2013	19.29	7.23	0.00	12.06	<50	<0.50	<0.50	<0.50	<1.0	3.6	<10	<0.50	<0.50	<0.50	<0.50	<0.50	<250	
MW-1AR	8/8/2013	19.29	8.25	0.00	11.04	<50	<0.50	<0.50	<0.50	<1.0	2.5	<10	<0.50	<0.50	<0.50	<0.50	<0.50	<250	
MW-1AR	11/6/2013	19.29	9.13	0.00	10.16	<50	<0.50	<0.50	<0.50	<1.0	0.98	<10	<0.50	<0.50	<0.50	<0.50	<0.50	<250	
MW-1AR	2/5/2014	19.29	9.41	0.00	9.88	<50	<0.50	<0.50	<0.50	<1.0	0.88	<10	<0.50	<0.50	<0.50	<0.50	<0.50	<250	
MW-1AR	8/13/2014	19.29	9.65	0.00	9.64	<50	<0.50	<0.50	<0.50	<1.0	5.9	<10	<0.50	<0.50	<0.50	<0.50	<0.50	<250	
MW-1AR	2/12/2015	19.29	7.01	0.00	12.28	<50	<0.50	<0.50	<0.50	<1.0	7.4	<10	<0.50	<0.50	<0.50	<0.50	<0.50	<250	
MW-1BR	8/4/2011	19.13	6.92	0.00	12.21	59	<0.50	<0.50	<0.50	<1.0	60	<10	<0.50	<0.50	<0.50	<0.50	<0.50	<250	A90
MW-1BR	11/21/2011	19.13	7.78	0.00	11.35	29* J	<0.50	<0.50	<0.50	<1.0	34	<10	<0.50	<0.50	<0.50	<0.50	<0.50	<250	
MW-1BR	2/2/2012	19.13	8.07	0.00	11.06	<50	<0.50	<0.50	<0.50	1.7	15	<10	<0.50	<0.50	<0.50	<0.50	<0.50	<250	
MW-1BR	5/14/2012	19.13	6.67	0.00	12.46	<50	<0.50	<0.50	<0.50	<1.0	23	<10	<0.50	<0.50	<0.50	<0.50	<0.50	<250	
MW-1BR	8/13/2012	19.13	7.50	0.00	11.63	<50	<0.50	<0.50	<0.50	<1.0	15	<10	<0.50	<0.50	<0.50	<0.50	<0.50	<250	
MW-1BR	10/25/2012	19.13	8.23	0.00	10.90	<50	<0.50	<0.50	<0.50	<1.0	12	<10	<0.50	<0.50	<0.50	<0.50	<0.50	<250	
MW-1BR	3/5/2013	19.13	6.89	0.00	12.24	<50	<0.50	<0.50	<0.50	<1.0	2.4	<10	<0.50	<0.50	<0.50	<0.50	<0.50	<250	
MW-1BR	5/7/2013	19.13	7.20	0.00	11.93	<50	<0.50	<0.50	<0.50	<1.0	3.5	<10	<0.50	<0.50	<0.50	<0.50	<0.50	<250	
MW-1BR	8/8/2013	19.13	8.21	0.00	10.92	<50	<0.50	<0.50	<0.50	<1.0	3.6	<10	<0.50	<0.50	<0.50	<0.50	<0.50	<250	
MW-1BR	11/6/2013	19.13	9.02	0.00	10.11	<50	<0.50	<0.50	<0.50	<1.0	<0.50	<10	<0.50	<0.50	<0.50	<0.50	<0.50	<250	
MW-1BR	2/5/2014	19.13	9.30	0.00	9.83	<50	<0.50	<0.50	<0.50	<1.0	<0.50	<10	<0.50	<0.50	<0.50	<0.50	<0.50	<250	
MW-1BR	8/13/2014	19.13	9.55	0.00	9.58	<50	<0.50	<0.50	<0.50	<1.0	2.3	<10	<0.50	<0.50	<0.50	<0.50	<0.50	<250	
MW-1BR	2/12/2015	19.13	7.14	0.00	11.99	<50	<0.50	<0.50	<0.50	<1.0	<0.50	<10	<0.50	<0.50	<0.50	<0.50	<0.50	<250	

Table 2
Historic Groundwater Gauging and Analytical Results
Unocal Site 0843
1629 Webster Street, Alameda, California

Well ID	Date Sampled	TOC Elevation (feet MSL)	DTW (feet bTOC)	LPH Thickness (feet)	GW Elevation (feet MSL)	TPH-G 8015B	Benzene	Toluene	Ethyl-benzene	Total Xylenes	MTBE	TBA	TAME	ETBE	DIPE	EDB	EDC	Ethanol	Comments
MW-3	8/4/2011	18.05	6.10	0.00	11.95	<50	<0.50	<0.50	<0.50	<1.0	0.55	<10	<0.50	<0.50	<0.50	<0.50	<0.50	<250	
MW-3	11/21/2011	18.05	6.90	0.00	11.15	<50*	<0.50	<0.50	<0.50	<1.0	<0.50	<10	<0.50	<0.50	<0.50	<0.50	<0.50	<250	
MW-3	2/2/2012	18.05	6.90	0.00	11.15	<50	<0.50	<0.50	<0.50	<1.0	1.3	<10	<0.50	<0.50	<0.50	<0.50	<0.50	<250	
MW-3	5/14/2012	18.05	5.78	0.00	12.27	<50	<0.50	<0.50	<0.50	<1.0	1.2	<10	<0.50	<0.50	<0.50	<0.50	<0.50	<250	
MW-3	8/13/2012	18.05	6.60	0.00	11.45	<50	<0.50	<0.50	<0.50	<1.0	<0.50	<10	<0.50	<0.50	<0.50	<0.50	<0.50	<250	
MW-3	10/25/2012	18.05	7.30	0.00	10.75	<50	<0.50	<0.50	<0.50	<1.0	1.0	<10	<0.50	<0.50	<0.50	<0.50	<0.50	<250	
MW-3	3/5/2013	18.05	5.98	0.00	12.07	<50	<0.50	<0.50	<0.50	<1.0	<0.50	<10	<0.50	<0.50	<0.50	<0.50	<0.50	<250	
MW-3	5/7/2013	18.05	6.29	0.00	11.76	<50	<0.50	<0.50	<0.50	<1.0	<0.50	<10	<0.50	<0.50	<0.50	<0.50	<0.50	<250	
MW-3	8/8/2013	18.05	7.30	0.00	10.75	<50	<0.50	<0.50	<0.50	<1.0	<0.50	<10	<0.50	<0.50	<0.50	<0.50	<0.50	<250	
MW-3	11/6/2013	18.05	8.10	0.00	9.95	<50	<0.50	<0.50	<0.50	<1.0	<0.50	<10	<0.50	<0.50	<0.50	<0.50	<0.50	<250	
MW-3	2/5/2014	18.05	8.22	0.00	9.83	--	--	--	--	--	--	--	--	--	--	--	--	--	
MW-3	8/13/2014	18.05	8.70	0.00	9.35	--	--	--	--	--	--	--	--	--	--	--	--	--	
MW-3	2/12/2015	18.05	5.99	0.00	12.06	--	--	--	--	--	--	--	--	--	--	--	--	--	
MW-4	8/4/2011	18.14	6.00	0.00	12.14	<50	<0.50	<0.50	<0.50	<1.0	<0.50	<10	<0.50	<0.50	<0.50	<0.50	<0.50	<250	
MW-4	11/21/2011	18.14	6.80	0.00	11.34	<50*	<0.50	<0.50	<0.50	<1.0	<0.50	<10	<0.50	<0.50	<0.50	<0.50	<0.50	<250	
MW-4	2/2/2012	18.14	6.83	0.00	11.31	<50	<0.50	<0.50	<0.50	<1.0	10	<10	<0.50	<0.50	<0.50	<0.50	<0.50	<250	
MW-4	5/14/2012	18.14	5.66	0.00	12.48	<50	<0.50	<0.50	<0.50	<1.0	<0.50	<10	<0.50	<0.50	<0.50	<0.50	<0.50	<250	
MW-4	8/13/2012	18.14	6.55	0.00	11.59	<50	<0.50	<0.50	<0.50	<1.0	5.0	<10	<0.50	<0.50	<0.50	<0.50	<0.50	<250	
MW-4	10/25/2012	18.14	7.23	0.00	10.91	<50	<0.50	<0.50	<0.50	<1.0	11	<10	<0.50	<0.50	<0.50	<0.50	<0.50	<250	
MW-4	3/5/2013	18.14	5.88	0.00	12.26	<50	<0.50	<0.50	<0.50	<1.0	<0.50	<10	<0.50	<0.50	<0.50	<0.50	<0.50	<250	
MW-4	5/7/2013	18.14	6.21	0.00	11.93	<50	<0.50	<0.50	<0.50	<1.0	<0.50	<10	<0.50	<0.50	<0.50	<0.50	<0.50	<250	
MW-4	8/8/2013	18.14	7.22	0.00	10.92	<50	<0.50	<0.50	<0.50	<1.0	0.72	<10	<0.50	<0.50	<0.50	<0.50	<0.50	<250	
MW-4	11/6/2013	18.14	7.98	0.00	10.16	<50	<0.50	<0.50	<0.50	<1.0	0.61	<10	<0.50	<0.50	<0.50	<0.50	<0.50	<250	
MW-4	2/5/2014	18.14	8.20	0.00	9.94	--	--	--	--	--	--	--	--	--	--	--	--	--	
MW-4	8/13/2014	18.14	8.62	0.00	9.52	--	--	--	--	--	--	--	--	--	--	--	--	--	
MW-4	2/12/2015	18.14	5.92	0.00	12.22	--	--	--	--	--	--	--	--	--	--	--	--	--	
MW-5	8/4/2011	16.45	5.63	0.00	10.82	<50	<0.50	<0.50	<0.50	<1.0	<0.50	<10	<0.50	<0.50	<0.50	<0.50	<0.50	<250	
MW-5	11/21/2011	16.45	6.28	0.00	10.17	12* J	<0.50	<0.50	<0.50	<1.0	1.2	<10	<0.50	<0.50	<0.50	<0.50	<0.50	<250	
MW-5	2/2/2012	16.45	6.22	0.00	10.23	<50	<0.50	<0.50	<0.50	<1.0	2.1	<10	<0.50	<0.50	<0.50	<0.50	<0.50	<250	
MW-5	5/14/2012	16.45	5.25	0.00	11.20	<50	<0.50	<0.50	<0.50	<1.0	<0.50	<10	<0.50	<0.50	<0.50	<0.50	<0.50	<250	
MW-5	8/13/2012	16.45	6.06	0.00	10.39	<50	<0.50	<0.50	<0.50	<1.0	<0.50	<10	<0.50	<0.50	<0.50	<0.50	<0.50	<250	
MW-5	10/25/2012	16.45	6.62	0.00	9.83	<50	<0.50	<0.50	<0.50	<1.0	2.5	<10	<0.50	<0.50	<0.50	<0.50	<0.50	<250	
MW-5	3/5/2013	16.45	5.50	0.00	10.95	<50	<0.50	<0.50	<0.50	<1.0	2.6	<10	<0.50	<0.50	<0.50	<0.50	<0.50	<250	
MW-5	5/7/2013	16.45	5.78	0.00	10.67	<50	<0.50	<0.50	<0.50	<1.0	<0.50	<10	<0.50	<0.50	<0.50	<0.50	<0.50	<250	
MW-5	8/8/2013	16.45	6.70	0.00	9.75	<50	<0.50	<0.50	<0.50	<1.0	<0.50	<10	<0.50	<0.50	<0.50	<0.50	<0.50	<250	
MW-5	11/6/2013	16.45	7.15	0.00	9.30	<50	<0.50	<0.50	<0.50	<1.0	590	<10	<0.50	<0.50	<0.50	<0.50	<0.50	<250	A01
MW-5	2/5/2014	16.45	7.31	0.00	9.14	<50	<0.50	<0.50	<0.50	<1.0	570	<10	<0.50	<0.50	<0.50	<0.50	<0.50	<250	A01
MW-5	8/13/2014	16.45	7.70	0.00	8.75	<50	<0.50	<0.50	<0.50	<1.0	<0.50	<10	<0.50	<0.50	<0.50	<0.50	<0.50	<250	
MW-5	2/12/2015	16.45	5.45	0.00	11.00	<50	<0.50	<0.50	<0.50	<1.0	180	<10	<0.50	<0.50	<0.50	<0.50	<0.50	<250	A01

Table 2
Historic Groundwater Gauging and Analytical Results
Unocal Site 0843
1629 Webster Street, Alameda, California

Well ID	Date Sampled	TOC Elevation (feet MSL)	DTW (feet bTOC)	LPH Thickness (feet)	GW Elevation (feet MSL)	TPH-G 8015B	Benzene	Toluene	Ethyl-benzene	Total Xylenes	MTBE	TBA	TAME	ETBE	DIPE	EDB	EDC	Ethanol	Comments
MW-6	8/4/2011	16.97	5.69	0.00	11.28	75	<0.50	<0.50	<0.50	<1.0	80	<10	<0.50	<0.50	<0.50	<0.50	<0.50	<250	A90
MW-6	11/21/2011	16.97	6.36	0.00	10.61	55*	<0.50	<0.50	<0.50	<1.0	86	<10	<0.50	<0.50	<0.50	<0.50	<0.50	<250	
MW-6	2/2/2012	16.97	6.31	0.00	10.66	<50	<0.50	<0.50	<0.50	<1.0	94	21	<0.50	<0.50	<0.50	<0.50	<0.50	<250	
MW-6	5/14/2012	16.97	5.38	0.00	11.59	<50	<0.50	<0.50	<0.50	<1.0	89	33	<0.50	<0.50	<0.50	<0.50	<0.50	<250	
MW-6	8/13/2012	16.97	6.08	0.00	10.89	<50	<0.50	<0.50	<0.50	<1.0	89	<10	<0.50	<0.50	<0.50	<0.50	<0.50	<250	
MW-6	10/25/2012	16.97	6.69	0.00	10.28	<50	<0.50	<0.50	<0.50	<1.0	57	11	<0.50	<0.50	<0.50	<0.50	<0.50	<250	
MW-6	3/5/2013	16.97	5.57	0.00	11.40	<50	<0.50	<0.50	<0.50	<1.0	29	<10	<0.50	<0.50	<0.50	<0.50	<0.50	<250	
MW-6	5/7/2013	16.97	5.85	0.00	11.12	<50	<0.50	<0.50	<0.50	<1.0	22	<10	<0.50	<0.50	<0.50	<0.50	<0.50	<250	
MW-6	8/8/2013	16.97	6.77	0.00	10.20	<50	<0.50	<0.50	<0.50	<1.0	6.2	<10	<0.50	<0.50	<0.50	<0.50	<0.50	<250	
MW-6	11/6/2013	16.97	7.15	0.00	9.82	<50	<0.50	<0.50	<0.50	<1.0	120	<10	<0.50	<0.50	<0.50	<0.50	<0.50	<250	A01
MW-6	2/5/2014	16.97	7.43	0.00	9.54	<50	<0.50	<0.50	<0.50	<1.0	14	<10	<0.50	<0.50	<0.50	<0.50	<0.50	<250	
MW-6	8/13/2014	16.97	7.85	0.00	9.12	<50	<0.50	<0.50	<0.50	<1.0	93	<10	<0.50	<0.50	<0.50	<0.50	<0.50	<250	A01
MW-6	2/12/2015	16.97	5.55	0.00	11.42	<50	<0.50	<0.50	<0.50	<1.0	5.7	<10	<0.50	<0.50	<0.50	<0.50	<0.50	<250	
MW-7	8/4/2011	17.81	5.85	0.00	11.96	2,300	<0.50	<0.50	<0.50	<1.0	6,300	2,200	6.7	<0.50	<0.50	<0.50	<0.50	<250	A01, A90
MW-7	11/21/2011	17.81	6.67	0.00	11.14	1,400*	<0.50	<0.50	<0.50	<1.0	5,900	2,200	6.4	<0.50	<0.50	<0.50	<0.50	<250	A90
MW-7	2/2/2012	17.81	6.69	0.00	11.12	<50	<0.50	<0.50	<0.50	<1.0	6,400	2,800	5.0	<0.50	<0.50	<0.50	<0.50	<250	A01
MW-7	5/14/2012	17.81	5.57	0.00	12.24	<50	<0.50	<0.50	<0.50	<1.0	5,600	2,300	4.4	<0.50	<0.50	<0.50	<0.50	<250	A01
MW-7	8/13/2012	17.81	6.42	0.00	11.39	<50	<0.50	<0.50	<0.50	<1.0	4,800	2,000	3.9	<0.50	<0.50	<0.50	<0.50	<250	A01
MW-7	10/25/2012	17.81	7.19	0.00	10.62	290	<0.50	<0.50	<0.50	<1.0	3,600	2,000	3.4	<0.50	<0.50	<0.50	<0.50	<250	A01
MW-7	3/5/2013	17.81	6.02	0.00	11.79	<50	<0.50	<0.50	<0.50	<1.0	2,800	510	2.3	<0.50	<0.50	<0.50	<0.50	<250	A01
MW-7	5/7/2013	17.81	6.15	0.00	11.66	<50	<0.50	<0.50	<0.50	<1.0	3,100	490	2.5	<0.50	<0.50	<0.50	<0.50	<250	A01
MW-7	8/8/2013	17.81	7.05	0.00	10.76	<50	<0.50	<0.50	<0.50	<1.0	2,300	1,600	2.7	<0.50	<0.50	<0.50	<0.50	<250	A01
MW-7	11/6/2013	17.81	7.72	0.00	10.09	<50	<0.50	<0.50	<0.50	<1.0	1,400	210	1.5	<0.50	<0.50	<0.50	<0.50	<250	A01
MW-7	2/5/2014	17.81	7.95	0.00	9.86	<50	<0.50	<0.50	<0.50	<1.0	1.5	<10	<0.50	<0.50	<0.50	<0.50	<0.50	<250	
MW-7	8/13/2014	17.81	8.32	0.00	9.49	<50	<0.50	<0.50	<0.50	<1.0	940	330	0.77	<0.50	<0.50	<0.50	<0.50	<250	A01
MW-7	2/12/2015	17.81	5.83	0.00	11.98	<50	<0.50	<0.50	<0.50	<1.0	<0.50	<10	<0.50	<0.50	<0.50	<0.50	<0.50	<250	
MW-8	8/4/2011	18.13	6.23	0.00	11.90	2,000	<0.50	<0.50	<0.50	<1.0	4,400	370	4.9	<0.50	<0.50	<0.50	<0.50	<250	A01, A90
MW-8	11/21/2011	18.13	7.02	0.00	11.11	900*	<0.50	<0.50	<0.50	<1.0	2,500	250	2.6	<0.50	<0.50	<0.50	<0.50	<250	
MW-8	2/2/2012	18.13	6.97	0.00	11.16	<50	<0.50	<0.50	<0.50	<1.0	2,400	740	2.3	<0.50	<0.50	<0.50	<0.50	<250	A01
MW-8	5/14/2012	18.13	5.91	0.00	12.22	<50	<0.50	<0.50	<0.50	<1.0	2,100	590	1.7	<0.50	<0.50	<0.50	<0.50	<250	A01
MW-8	8/13/2012	18.13	6.71	0.00	11.42	<50	<0.50	<0.50	<0.50	<1.0	1,600	450	1.2	<0.50	<0.50	<0.50	<0.50	<250	A01
MW-8	10/25/2012	18.13	7.39	0.00	10.74	<50	<0.50	<0.50	<0.50	<1.0	810	380	<0.50	<0.50	<0.50	<0.50	<0.50	<250	A01
MW-8	3/5/2013	18.13	6.15	0.00	11.98	<50	<0.50	<0.50	<0.50	<1.0	100	<10	<0.50	<0.50	<0.50	<0.50	<0.50	<250	A01
MW-8	5/7/2013	18.13	6.41	0.00	11.72	<50	<0.50	<0.50	<0.50	<1.0	140	<10	<0.50	<0.50	<0.50	<0.50	<0.50	<250	A01
MW-8	8/8/2013	18.13	7.40	0.00	10.73	<50	<0.50	<0.50	<0.50	<1.0	370	180	<0.50	<0.50	<0.50	<0.50	<0.50	<250	A01
MW-8	11/6/2013	18.13	8.13	0.00	10.00	<50	<0.50	<0.50	<0.50	<1.0	98	<10	<0.50	<0.50	<0.50	<0.50	<0.50	<250	
MW-8	2/5/2014	18.13	8.31	0.00	9.82	<50	<0.50	<0.50	<0.50	<1.0	<0.50	<10	<0.50	<0.50	<0.50	<0.50	<0.50	<250	
MW-8	8/13/2014	18.13	8.63	0.00	9.50	<50	<0.50	<0.50	<0.50	<1.0	60	<10	<0.50	<0.50	<0.50	<0.50	<0.50	<250	
MW-8	2/12/2015	18.13	6.11	0.00	12.02	<50	<0.50	<0.50	<0.50	<1.0	<0.50	<10	<0.50	<0.50	<0.50	<0.50	<0.50	<250	

Table 2
Historic Groundwater Gauging and Analytical Results
Unocal Site 0843
1629 Webster Street, Alameda, California

Well ID	Date Sampled	TOC Elevation (feet MSL)	DTW (feet bTOC)	LPH Thickness (feet)	GW Elevation (feet MSL)	TPH-G 8015B	Benzene	Toluene	Ethyl-benzene	Total Xylenes	MTBE	TBA	TAME	ETBE	DIPE	EDB	EDC	Ethanol	Comments
MW-9	8/4/2011	18.75	6.59	0.00	12.16	62	<0.50	<0.50	<0.50	<1.0	59	<10	<0.50	<0.50	<0.50	<0.50	<0.50	<250	A90
MW-9	11/21/2011	18.75	7.45	0.00	11.30	33* J	<0.50	<0.50	<0.50	<1.0	44	<10	<0.50	<0.50	<0.50	<0.50	<0.50	<250	
MW-9	2/2/2012	18.75	7.47	0.00	11.28	<50	<0.50	<0.50	<0.50	<1.0	6.1	<10	<0.50	<0.50	<0.50	<0.50	<0.50	<250	
MW-9	5/14/2012	18.75	6.30	0.00	12.45	<50	<0.50	<0.50	<0.50	<1.0	190	51	<0.50	<0.50	<0.50	<0.50	<0.50	<250	A01
MW-9	8/13/2012	18.75	7.12	0.00	11.63	<50	<0.50	<0.50	<0.50	<1.0	220	36	<0.50	<0.50	<0.50	<0.50	<0.50	<250	A01
MW-9	10/25/2012	18.75	7.87	0.00	10.88	<50	<0.50	<0.50	<0.50	<1.0	270	88	<0.50	<0.50	<0.50	<0.50	<0.50	<250	A01
MW-9	3/5/2013	18.75	6.54	0.00	12.21	<50	<0.50	<0.50	<0.50	<1.0	60	<10	<0.50	<0.50	<0.50	<0.50	<0.50	<250	
MW-9	5/7/2013	18.75	6.80	0.00	11.95	<50	<0.50	<0.50	<0.50	<1.0	390	<10	<0.50	<0.50	<0.50	<0.50	<0.50	<250	A01
MW-9	8/8/2013	18.75	7.80	0.00	10.95	<50	<0.50	<0.50	<0.50	<1.0	420	190	<0.50	<0.50	<0.50	<0.50	<0.50	<250	A01
MW-9	11/6/2013	18.75	8.62	0.00	10.13	<50	<0.50	<0.50	<0.50	<1.0	320	<10	<0.50	<0.50	<0.50	<0.50	<0.50	<250	A01
MW-9	2/5/2014	18.75	8.95	0.00	9.80	<50	<0.50	<0.50	<0.50	<1.0	710 A01	<10	<0.50	<0.50	<0.50	<0.50	<0.50	<250	
MW-9	8/13/2014	18.75	9.15	0.00	9.60	<50	<0.50	<0.50	<0.50	<1.0	600	<10	0.51	<0.50	<0.50	<0.50	<0.50	<250	A01
MW-9	2/12/2015	18.75	6.52	0.00	12.23	<50	<0.50	<0.50	<0.50	<1.0	640	<10	1.5	<0.50	<0.50	<0.50	<0.50	<250	A01
MW-10	8/4/2011	18.84	6.73	0.00	12.11	<50	<0.50	<0.50	<0.50	<1.0	7.4	<10	<0.50	<0.50	<0.50	<0.50	<0.50	<250	
MW-10	11/21/2011	18.84	7.52	0.00	11.32	<50*	<0.50	<0.50	<0.50	<1.0	1.4	<10	<0.50	<0.50	<0.50	<0.50	<0.50	<250	
MW-10	2/2/2012	18.84	7.52	0.00	11.32	<50	<0.50	<0.50	<0.50	3.2	1.4	<10	<0.50	<0.50	<0.50	<0.50	<0.50	<250	
MW-10	5/14/2012	18.84	6.42	0.00	12.42	<50	<0.50	<0.50	<0.50	<1.0	1.5	<10	<0.50	<0.50	<0.50	<0.50	<0.50	<250	
MW-10	8/13/2012	18.84	7.24	0.00	11.60	<50	<0.50	<0.50	<0.50	<1.0	<0.50	<10	<0.50	<0.50	<0.50	<0.50	<0.50	<250	
MW-10	10/25/2012	18.84	7.95	0.00	10.89	<50	<0.50	<0.50	<0.50	<1.0	<0.50	<10	<0.50	<0.50	<0.50	<0.50	<0.50	<250	
MW-10	3/5/2013	18.84	6.64	0.00	12.20	<50	<0.50	<0.50	<0.50	<1.0	1.2	<10	<0.50	<0.50	<0.50	<0.50	<0.50	<250	
MW-10	5/7/2013	18.84	6.92	0.00	11.92	<50	<0.50	<0.50	<0.50	<1.0	2.1	<10	<0.50	<0.50	<0.50	<0.50	<0.50	<250	
MW-10	8/8/2013	18.84	7.93	0.00	10.91	<50	<0.50	<0.50	<0.50	<1.0	3.6	<10	<0.50	<0.50	<0.50	<0.50	<0.50	<250	
MW-10	11/6/2013	18.84	8.75	0.00	10.09	<50	<0.50	<0.50	<0.50	<1.0	<0.50	<10	<0.50	<0.50	<0.50	<0.50	<0.50	<250	
MW-10	2/5/2014	18.84	8.99	0.00	9.85	<50	<0.50	<0.50	<0.50	<1.0	1.2	<10	<0.50	<0.50	<0.50	<0.50	<0.50	<250	
MW-10	8/13/2014	18.84	9.27	0.00	9.57	<50	<0.50	<0.50	<0.50	<1.0	<0.5	<10	<0.50	<0.50	<0.50	<0.50	<0.50	<250	
MW-10	2/12/2015	18.84	6.62	0.00	12.22	<50	<0.50	<0.50	<0.50	<1.0	<0.50	<10	<0.50	<0.50	<0.50	<0.50	<0.50	<250	
MW-11	8/4/2011	18.72	6.54	0.00	12.18	1,400	<0.50	<0.50	<0.50	<1.0	2,000	110	2.4	<0.50	<0.50	<0.50	<0.50	<250	A01, A90
MW-11	11/21/2011	18.72	7.36	0.00	11.36	850*	<0.50	<0.50	<0.50	<1.0	2,100	270	2.1	<0.50	<0.50	<0.50	<0.50	<250	
MW-11	2/2/2012	18.72	7.32	0.00	11.40	<50	<0.50	<0.50	<0.50	<1.0	2,500	730	2.0	<0.50	<0.50	<0.50	<0.50	<250	A01
MW-11	5/14/2012	18.72	6.21	0.00	12.51	<50	<0.50	<0.50	<0.50	<1.0	1,700	570	1.4	<0.50	<0.50	<0.50	<0.50	<250	A01
MW-11	8/13/2012	18.72	7.03	0.00	11.69	<50	<0.50	<0.50	<0.50	<1.0	1,100	280	0.87	<0.50	<0.50	<0.50	<0.50	<250	A01
MW-11	10/25/2012	18.72	7.77	0.00	10.95	<50	<0.50	<0.50	<0.50	<1.0	1,000	590	<0.50	<0.50	<0.50	<0.50	<0.50	<250	A01
MW-11	3/5/2013	18.72	6.47	0.00	12.25	<50	<0.50	<0.50	<0.50	<1.0	750	180	<0.50	<0.50	<0.50	<0.50	<0.50	<250	A01
MW-11	5/7/2013	18.72	6.75	0.00	11.97	<50	<0.50	<0.50	<0.50	<1.0	1,100	140	0.81	<0.50	<0.50	<0.50	<0.50	<250	A01
MW-11	8/8/2013	18.72	7.75	0.00	10.97	<50	<0.50	<0.50	<0.50	<1.0	880	680	0.91	<0.50	<0.50	<0.50	<0.50	<250	A01
MW-11	11/6/2013	18.72	8.64	0.00	10.08	<50	<0.50	<0.50	<0.50	<1.0	380	<10	<0.50	<0.50	<0.50	<0.50	<0.50	<250	A01
MW-11	2/5/2014	18.72	8.88	0.00	9.84	<50	<0.50	<0.50	<0.50	<1.0	1100 A01	<10	<0.50	<0.50	<0.50	<0.50	<0.50	<250	
MW-11	8/13/2014	18.72	9.43	0.00	9.29	88	<0.50	<0.50	<0.50	<1.0	2,300	180	2.9	<0.50	<0.50	<0.50	<0.50	<250	A01
MW-11	2/12/2015	18.72	6.43	0.00	12.29	50	<0.50	<0.50	<0.50	<1.0	1,800	<10	1.3	<0.50	<0.50	<0.50	<0.50	<250	A01

Table 2
Historic Groundwater Gauging and Analytical Results
Unocal Site 0843
1629 Webster Street, Alameda, California

Well ID	Date Sampled	TOC Elevation (feet MSL)	DTW (feet bTOC)	LPH Thickness (feet)	GW Elevation (feet MSL)	TPH-G 8015B	Benzene	Toluene	Ethyl-benzene	Total Xylenes	MTBE	TBA	TAME	ETBE	DIPE	EDB	EDC	Ethanol	Comments
---------	--------------	--------------------------	-----------------	----------------------	-------------------------	-------------	---------	---------	---------------	---------------	------	-----	------	------	------	-----	-----	---------	----------

Note

Analytical results given in micrograms per liter unless otherwise noted
 EPA Method 8015B for TPH-G
 EPA Method 8260B for BTEX/MTBE/Oxygenates

Standard Abbreviations

- not analyzed, measured, or collected
- < not detected at or above laboratory detection limit
- TOC top of casing (surveyed reference elevation)
- MSL relative to mean sea level
- DTW depth to water
- bTOC below top of casing
- LPH liquid-phase hydrocarbons
- GW groundwater
- TPH-G total petroleum hydrocarbons as gasoline
- MTBE methyl tertiary butyl ether
- TBA tertiary butyl alcohol
- TAME tertiary amyl methyl ether
- ETBE ethyl tertiary butyl ether
- TPPH total purgeable petroleum hydrocarbons
- DIPE di-isopropyl ether
- EDB 1,2-dibromoethane
- EDC 1,2-dichloroethane (same as ethylene dichloride)
- A01 PQL's and MDL's are raised due to sample dilution.
- A90 TPPH does not exhibit a "gasoline" pattern. TPPH is entirely due to MTBE.
- * TPPH (C6 through C12)
- J estimated value
- PQL practical quantitation limit
- MDL method detection limit

Table 2a
Historic Additional Groundwater Analytical Results
Unocal Site 0843
1629 Webster Street, Alameda, California

Well ID	Date Sampled	EC @ 25°C (umhos/cm)	Field		ORP (mV)	Nitrate as		Ferrous Iron	Non-Volatile Organic Compounds (mg/l)				Total Chromium	Total Recoverable Manganese	Total Recoverable Vanadium	Comments	
			Conductivity (umhos/cm - mS)	DO (mg/l)		NO ₃ (mg/l)	Sulfate (mg/l)		Hexavalent Chromium	Dissolved Chromium	Dissolved Manganese	Dissolved Vanadium					
MW-1	8/4/2011	438	--	8.8	297.8	24	30	300	1.5	<2.0	<10	2.3	<3.0	99	830	63	A01, A90
MW-1	11/21/2011	378	--	2.3	310.6	16	23	54 J	1.1	<2.0	1.4 J	0.98 J	<3.0	220	1,100	78	
MW-1	2/2/2012	424	--	7.6	273.0	20	23	<100	1.2	<2.0	<10	1.4	<3.0	130	920	67	A10, S05
MW-1	5/14/2012	493	--	7.9	275.5	19	28	<200	1.6	2.1	<10	<1.0	<3.0	60	460	38	A10, S05
MW-1	8/13/2012	445	--	6.6	332.7	14	25	<100	1.4	<2.0	<10	2.6	<3.0	62	400	33	S05
MW-1	10/25/2012	405	--	7.8	260.1	13	23	200	1.3	2.6	<10	330	6.7	62	490	42	S05
MW-1	3/5/2013	336	--	5.3	288.0	10	17	<100	1.2	<2.0	<10	3.6	<3.0	46	350	33	S05
MW-1	5/7/2013	435	--	4.9	337.5	16	27	<100	1.5	3.2	<10	49	3.7	46	440	39	S05
MW-1	8/8/2013	252	--	4.4	182.3	6.9	13	110	1.7	<2.0	<10	2.5	<3.0	65	470	36	S05
MW-1	11/6/2013	341	--	5.6	167.7	15	22	<100	1.2	<2.0	<10	7.3	<3.0	26	190	16	S05
MW-1	2/5/2014	--	--	--	--	--	--	--	--	--	--	--	--	--	--	--	--
MW-1	8/13/2014	--	--	--	--	--	--	--	--	--	--	--	--	--	--	--	--
MW-1	2/12/2015	--	--	--	--	--	--	--	--	--	--	--	--	--	--	--	--
MW-1AR	8/4/2011	371	--	8.3	305.3	21	28	160	1.5	<2.0	<10	94	<3.0	15	250	9.1	
MW-1AR	11/21/2011	456.2	--	0.77	305.8	20	28	<100	1.4	<2.0	<10	71	1.1 J	6.7 J	220	3.4	
MW-1AR	2/2/2012	468	--	7.90	269.1	23	35	<100	1.6	<2.0	<10	110	<3.0	22	290	11	S05
MW-1AR	5/14/2012	474	--	5.60	286.0	23	33	<100	1.5	<2.0	<10	62	<3.0	16	260	8.0	S05
MW-1AR	8/13/2012	457	--	6.5	313.5	24	36	<100	1.6	<2.0	<10	150	<3.0	31	320	9.8	S05
MW-1AR	10/25/2012	463	--	6.6	251.2	23	34	<100	1.7	2.1	<10	270	<3.0	18	290	11	S05
MW-1AR	3/5/2013	410	--	6.4	283.2	24	32	<100	1.5	<2.0	<10	59	<3.0	<10	87	<3.0	S05
MW-1AR	5/7/2013	394	--	6.8	354.7	23	32	<100	3.5	2.0	<10	78	<3.0	20	590	13	S05
MW-1AR	8/8/2013	373	--	5.6	192.2	18	30	<100	3.8	<2.0	<10	51	<3.0	<10	110	<3.0	S05
MW-1AR	11/6/2013	343	--	6.4	70.0	14	25	<100	1.2	<2.0	<10	5.2	<3.0	<10	39	<3.0	S05
MW-1AR	2/5/2014	--	0.52	--	--	--	--	--	--	--	--	--	--	--	--	--	--
MW-1AR	8/13/2014	--	0.42	--	--	--	--	--	--	--	--	--	--	--	--	--	--
MW-1AR	2/12/2015	--	0.472	--	--	--	--	--	--	--	--	--	--	--	--	--	--
MW-1BR	8/4/2011	437	--	9.4	310.9	28	27	170	1.3	<2.0	<10	98	<3.0	13	170	7.4	A90
MW-1BR	11/21/2011	481.8	--	0.89	316.9	28	25	62 J	1.2	<2.0	2.8 J	26	1.7 J	9.6 J	120	4.4	
MW-1BR	2/2/2012	456	--	7.20	273.1	29	28	<100	1.3	<2.0	<10	40	<3.0	55	400	23	S05
MW-1BR	5/14/2012	443	--	4.20	287.0	24	24	<100	1.3	2.5	<10	50	<3.0	<10	340	<3.0	S05
MW-1BR	8/13/2012	435	--	5.8	314.3	30	29	<100	1.3	<2.0	<10	94	<3.0	<10	220	3.1	S05
MW-1BR	10/25/2012	432	--	5.2	266.5	28	28	<100	1.3	3.1	<10	190	<3.0	13	210	10	S05
MW-1BR	3/5/2013	402	--	6.7	292.6	29	27	<100	1.2	<2.0	<10	13	<3.0	<10	140	3.3	S05
MW-1BR	5/7/2013	406	--	6.1	355.7	30	30	<100	3.9	2.4	<10	260	<3.0	<10	510	5.0	S05
MW-1BR	8/8/2013	403	--	5.2	197.5	31	32	<100	2.7	<2.0	<10	80	<3.0	<10	300	5.9	S05
MW-1BR	11/6/2013	365	--	6.1	94.9	26	26	<100	1.1	<2.0	<10	1.7	<3.0	<10	16	<3.0	S05
MW-1BR	2/5/2014	--	0.55	--	--	--	--	--	--	--	--	--	--	--	--	--	--
MW-1BR	8/13/2014	--	0.44	--	--	--	--	--	--	--	--	--	--	--	--	--	--
MW-1BR	2/12/2015	--	0.563	--	--	--	--	--	--	--	--	--	--	--	--	--	--

Table 2a
Historic Additional Groundwater Analytical Results
Unocal Site 0843
1629 Webster Street, Alameda, California

Well ID	Date Sampled	EC @ 25°C (umhos/cm)	Field		ORP (mV)	Nitrate as NO ₃ (mg/l)	Sulfate (mg/l)	Ferrous Iron	Non-Volatile Organic Compounds (mg/l)				Total Chromium	Total Recoverable Manganese	Total Recoverable Vanadium	Comments	
			Conductivity (umhos/cm - mS)	DO (mg/l)					Hexavalent Chromium	Dissolved Chromium	Dissolved Manganese	Dissolved Vanadium					
MW-3	8/4/2011	614	--	6.1	312.8	--	--	--	--	--	--	--	--	--	--	--	
MW-3	11/21/2011	652.7	--	1.24	323.1	--	--	--	--	--	--	--	--	--	--	--	
MW-3	2/2/2012	576	--	6.00	301.8	--	--	--	--	--	--	--	--	--	--	--	S05
MW-3	5/14/2012	624	--	7.70	296.9	--	--	--	--	--	--	--	--	--	--	--	S05
MW-3	8/13/2012	674	--	8.0	292.4	--	--	--	--	--	--	--	--	--	--	--	S05
MW-3	10/25/2012	660	--	6.6	199.1	--	--	--	--	--	--	--	--	--	--	--	S05
MW-3	3/5/2013	653	--	4.9	319.8	--	--	--	--	--	--	--	--	--	--	--	S05
MW-3	5/7/2013	730	--	6.8	354.8	--	--	--	--	--	--	--	--	--	--	--	S05
MW-3	8/8/2013	588	--	3.7	223.0	--	--	--	--	--	--	--	--	--	--	--	S05
MW-3	11/6/2013	752	--	6.2	111.5	--	--	--	--	--	--	--	--	--	--	--	S05
MW-3	2/5/2014	--	--	--	--	--	--	--	--	--	--	--	--	--	--	--	
MW-3	8/13/2014	--	--	--	--	--	--	--	--	--	--	--	--	--	--	--	
MW-3	2/12/2015	--	--	--	--	--	--	--	--	--	--	--	--	--	--	--	
MW-4	8/4/2011	1,080	--	9.7	311.5	--	--	--	--	--	--	--	--	--	--	--	
MW-4	11/21/2011	464	--	4.1	321.8	--	--	--	--	--	--	--	--	--	--	--	
MW-4	2/2/2012	980	--	7.7	297.7	--	--	--	--	--	--	--	--	--	--	--	S05
MW-4	5/14/2012	1,030	--	8.7	296.8	--	--	--	--	--	--	--	--	--	--	--	S05
MW-4	8/13/2012	1,110	--	8.7	305.9	--	--	--	--	--	--	--	--	--	--	--	S05
MW-4	10/25/2012	985	--	5.3	225.2	--	--	--	--	--	--	--	--	--	--	--	S05
MW-4	3/5/2013	1,080	--	6.5	320.1	--	--	--	--	--	--	--	--	--	--	--	S05
MW-4	5/7/2013	1,120	--	6.5	351.1	--	--	--	--	--	--	--	--	--	--	--	S05
MW-4	8/8/2013	1,090	--	5.9	228.4	--	--	--	--	--	--	--	--	--	--	--	S05
MW-4	11/6/2013	910	--	4.2	112.3	--	--	--	--	--	--	--	--	--	--	--	S05
MW-4	2/5/2014	--	--	--	--	--	--	--	--	--	--	--	--	--	--	--	
MW-4	8/13/2014	--	--	--	--	--	--	--	--	--	--	--	--	--	--	--	
MW-4	2/12/2015	--	--	--	--	--	--	--	--	--	--	--	--	--	--	--	
MW-5	8/4/2011	582	--	7.1	282.0	--	--	--	--	<2.0	<10	120	--	--	--	--	
MW-5	11/21/2011	616.7	--	1.78	297.7	--	--	--	--	<2.0	1.7 J	160	--	--	--	--	
MW-5	2/2/2012	620	--	8.00	236.9	--	--	--	--	<2.0	<10	--	--	72	--	--	S05
MW-5	5/14/2012	612	--	6.20	307.5	--	--	--	--	<2.0	<10	--	--	52	--	--	S05
MW-5	8/13/2012	628	--	7.4	321.7	--	--	--	--	<2.0	<10	--	--	85	--	--	S05
MW-5	10/25/2012	616	--	8.0	231.0	--	--	--	--	<2.0	<10	--	--	77	--	--	S05
MW-5	3/5/2013	570	--	5.0	323.0	--	--	--	--	<2.0	<10	--	--	37	--	--	S05
MW-5	5/7/2013	531	--	4.8	359.2	--	--	--	--	<2.0	<10	--	--	45	--	--	S05
MW-5	8/8/2013	536	--	5.5	232.4	--	--	--	--	<2.0	<10	--	--	<10	--	--	S05
MW-5	11/6/2013	558	--	5.2	120.4	--	--	--	--	<2.0	<10	--	--	39	--	--	S05
MW-5	2/5/2014	--	0.63	--	--	--	--	--	--	--	--	--	--	--	--	--	
MW-5	8/13/2014	--	0.57	--	--	--	--	--	--	--	--	--	--	--	--	--	
MW-5	2/12/2015	--	0.626	--	--	--	--	--	--	--	--	--	--	--	--	--	

Table 2a
Historic Additional Groundwater Analytical Results
Unocal Site 0843
1629 Webster Street, Alameda, California

Well ID	Date Sampled	EC @ 25°C (umhos/cm)	Field		ORP (mV)	Nitrate as NO ₃ (mg/l)	Sulfate (mg/l)	Ferrous Iron	Non-Volatile Organic Compounds (mg/l)				Total Chromium	Total Recoverable Manganese	Total Recoverable Vanadium	Comments	
			Conductivity (umhos/cm - mS)	DO (mg/l)					Hexavalent Chromium	Dissolved Chromium	Dissolved Manganese	Dissolved Vanadium					
MW-6	8/4/2011	484	--	6.9	316.9	--	--	--	--	<2.0	<10	82	--	--	--	A90	
MW-6	11/21/2011	560.8	--	1.12	300.6	--	--	--	--	<2.0	<10	40	--	--	--		
MW-6	2/2/2012	535	--	6.40	252.9	--	--	--	--	<2.0	<10	--	--	77	--	S05	
MW-6	5/14/2012	525	--	8.30	312.0	--	--	--	--	<2.0	<10	--	--	65	--	S05	
MW-6	8/13/2012	522	--	8.9	327.7	--	--	--	--	<2.0	<10	--	--	49	--	S05	
MW-6	10/25/2012	517	--	8.0	267.9	--	--	--	--	<2.0	<10	--	--	34	--	S05	
MW-6	3/5/2013	528	--	5.4	323.0	--	--	--	--	<2.0	<10	--	--	20	--	S05	
MW-6	5/7/2013	537	--	5.2	361.6	--	--	--	--	<2.0	<10	--	--	33	--	S05	
MW-6	8/8/2013	508	--	5.3	226.4	--	--	--	--	<2.0	<10	--	--	<10	--	S05	
MW-6	11/6/2013	501	--	5.5	125.8	--	--	--	--	<2.0	<10	--	--	<10	--	S05	
MW-6	2/5/2014	--	0.57	--	--	--	--	--	--	--	--	--	--	--	--		
MW-6	8/13/2014	--	0.52	--	--	--	--	--	--	--	--	--	--	--	--		
MW-6	2/12/2015	--	0.524	--	--	--	--	--	--	--	--	--	--	--	--		
MW-7	8/4/2011	635	--	7.8	4.84	4.0	48	3,400	4.0	<2.0	<10	680	<3.0	58	880	36	A01, A90
MW-7	11/21/2011	692.7	--	1.5	273.9	3.6	41	2,800	3.9	<2.0	<10	670	<3.0	59	790	33	
MW-7	2/2/2012	682	--	7.1	67.33	4.1	39	1,800	3.6	<2.0	<10	710	<3.0	<10	620	<3.0	S05
MW-7	5/14/2012	690	--	8.0	72.99	5.1	36	1,700	3.2	<2.0	<10	630	<3.0	21	800	12	S05
MW-7	8/13/2012	681	--	7.1	251.0	4.3	32	1,200	3.0	<2.0	<10	610	<3.0	22	750	17	A01, S05
MW-7	10/25/2012	692	--	7.6	41.69	4.5	30	1,500	2.8	<2.0	<10	530	<3.0	13	570	8.9	S05
MW-7	3/5/2013	679	--	6.1	48.33	4.7	29	540	2.8	<2.0	<10	600	<3.0	<10	520	<3.0	S05
MW-7	5/7/2013	671	--	9.3	239.3	2.9	34	<100	7.2	<2.0	<10	470	<3.0	<10	440	<3.0	S05
MW-7	8/8/2013	669	--	5.3	39.7	11.0	29	790	2.6	<2.0	<10	470	<3.0	12	640	<3.0	S05
MW-7	11/6/2013	640	--	4.8	69.7	3.1	36	<100	5.6	<2.0	<10	320	<3.0	<10	330	3.1	S05
MW-7	2/5/2014	--	0.69	--	--	--	--	--	--	--	--	--	--	--	--		
MW-7	8/13/2014	--	0.61	--	--	--	--	--	--	--	--	--	--	--	--		
MW-7	2/12/2015	--	0.652	--	--	--	--	--	--	--	--	--	--	--	--		
MW-8	8/4/2011	599	--	7.9	239.7	5.3	48	390	3.1	<2.0	<10	760	<3.0	28	1,000	13	A01, A90
MW-8	11/21/2011	649.00	--	1.50	283.9	5.3	48	530	3.4	<2.0	<10	660	1.6	30	780	13	
MW-8	2/2/2012	602	--	7.00	196.2	5.2	47	<100	3.4	<2.0	<10	730	<3.0	<10	800	3.6	S05
MW-8	5/14/2012	587	--	8.00	102.8	6.3	45	340	3.1	<2.0	<10	630	<3.0	23	680	10	S05
MW-8	8/13/2012	578	--	7.3	302.9	5.7	38	210	2.8	<2.0	<10	610	<3.0	12	730	12	A01, S05
MW-8	10/25/2012	587	--	7.0	70.85	4.8	36	600	3.4	<2.0	<10	560	<3.0	16	600	11	S05
MW-8	3/5/2013	533	--	5.7	216.6	3.7	43	<100	2.7	<2.0	<10	470	<3.0	<10	220	<3.0	S05
MW-8	5/7/2013	532	--	7.2	304.2	2.7	44	<100	4.2	<2.0	<10	640	<3.0	<10	700	<3.0	S05
MW-8	8/8/2013	555	--	5.5	78.3	12.0	38	200	2.4	<2.0	<10	470	<3.0	<10	580	4.8	S05
MW-8	11/6/2013	536	--	6.4	128.2	5.8	39	<100	5.8	<2.0	<10	170	<3.0	<10	530	6	S05
MW-8	2/5/2014	--	0.61	--	--	--	--	--	--	--	--	--	--	--	--		
MW-8	8/13/2014	--	0.66	--	--	--	--	--	--	--	--	--	--	--	--		
MW-8	2/12/2015	--	0.660	--	--	--	--	--	--	--	--	--	--	--	--		

Table 2a
Historic Additional Groundwater Analytical Results
Unocal Site 0843
1629 Webster Street, Alameda, California

Well ID	Date Sampled	EC @ 25°C (umhos/cm)	Field			Nitrate as		Sulfate (mg/l)	Ferrous Iron	Non-Volatile Organic Compounds (mg/l)				Total Chromium	Total Recoverable Manganese	Total Recoverable Vanadium	Comments
			Conductivity (umhos/cm - mS)	DO (mg/l)	ORP (mV)	NO ₃ (mg/l)	Hexavalent Chromium			Dissolved Chromium	Dissolved Manganese	Dissolved Vanadium					
MW-9	8/4/2011	629	--	7.8	333.4	15	45	280	2.3	5.2	<10	45	<3.0	56	660	27	A90
MW-9	11/21/2011	660	--	2.1	271.1	16.0	38	62 J	1.9	3.8	4.8 J	9.5	1.7 J	83	880	33	
MW-9	2/2/2012	640	--	6.9	288.1	19	40	<200	2.0	5.2	<10	2.0	<3.0	160	1,500	68	A10, S05
MW-9	5/14/2012	631	--	4.2	190.8	15	35	<100	2.0	3.3	<10	30	<3.0	34	360	15	S05
MW-9	8/13/2012	621	--	6.7	319.5	16	39	<100	1.9	<2.0	<10	47	<3.0	39	370	15	S05
MW-9	10/25/2012	616	--	5.4	171.3	16.0	38	<100	1.9	3.7	<10	240	3.1	20	270	15	S05
MW-9	3/5/2013	573	--	7.5	264.5	16	38	<100	1.9	<2.0	<10	12	<3.0	<10	37	<3.0	S05
MW-9	5/7/2013	576	--	5.9	322.0	16	40	<100	2.1	2.1	<10	64	<3.0	<10	160	3.6	S05
MW-9	8/8/2013	571	--	7.1	165.2	15	40	<100	3.3	<2.0	<10	79	<3.0	<10	200	4.8	S05
MW-9	11/6/2013	554	--	6.6	130.3	12	37	<100	2.1	<2.0	<10	170	<3.0	<10	100	<3.0	S05
MW-9	2/5/2014	--	0.56	--	--	--	--	--	--	--	--	--	--	--	--	--	--
MW-9	8/13/2014	--	0.59	--	--	--	--	--	--	--	--	--	--	--	--	--	--
MW-9	2/12/2015	--	0.655	--	--	--	--	--	--	--	--	--	--	--	--	--	--
MW-10	8/4/2011	450	--	7.0	282.4	21	32	390	1.7	6.7	<10	13	<3.0	19	150	6.3	
MW-10	11/21/2011	546.4	--	1.12	319.1	19	30	<100	1.3	6.4	7.9 J	2.9	1.0 J	13	92	3.1	
MW-10	2/2/2012	535	--	6.90	297.6	20	34	<100	1.4	10	11	5.3	<3.0	16	62	3.7	S05
MW-10	5/14/2012	538	--	5.80	219.5	19	34	<100	1.5	11	11	4.9	<3.0	14	41	<3.0	S05
MW-10	8/13/2012	514	--	6.1	318.2	20	34	<100	1.4	9.4	11	7.1	<3.0	14	35	3.3	S05
MW-10	10/25/2012	512	--	6.5	243.9	20	34	<100	1.5	10	<10	96.0	<3.0	13	110	4.3	S05
MW-10	3/5/2013	445	--	3.8	292.9	19	32	<100	1.4	6.5	<10	5.4	<3.0	<10	30	3.1	S05
MW-10	5/7/2013	429	--	6.2	333.9	17	32	<100	3.2	6.9	<10	20	<3.0	<10	49	3.8	S05
MW-10	8/8/2013	369	--	8.0	193.4	15	28	<100	2.7	5.0	<10	6.5	<3.0	<10	30	<3.0	S05
MW-10	11/6/2013	342	--	4.7	137.2	14	23	<100	1.3	4.7	<10	3	<3.0	<10	12	<3.0	S05
MW-10	2/5/2014	--	0.44	--	--	--	--	--	--	--	--	--	--	--	--	--	--
MW-10	8/13/2014	--	0.34	--	--	--	--	--	--	--	--	--	--	--	--	--	--
MW-10	2/12/2015	--	0.560	--	--	--	--	--	--	--	--	--	--	--	--	--	--
MW-11	8/4/2011	685	--	8.0	518.6	9.8	27	210	3.1	<2.0	<10	250	<3.0	<10	980	3.6	A01, A90
MW-11	11/21/2011	765.5	--	1.3	240.2	6.6	26	<100	2.5	<2.0	<10	370	<3.0	2.7 J	950	2.6 J	
MW-11	2/2/2012	732	--	6.8	288.8	7.0	29	<100	2.7	<2.0	<10	540	<3.0	<10	830	<3.0	S05
MW-11	5/14/2012	741	--	5.1	521.5	6.9	30	<100	2.8	<2.0	<10	450	<3.0	<10	760	4.0	S05
MW-11	8/13/2012	708	--	6.3	497.2	7.9	31	<100	2.4	<2.0	<10	540	<3.0	<10	620	<3.0	S05
MW-11	10/25/2012	717	--	5.9	264.1	5.2	28	260	3.0	<2.0	<10	570	<3.0	23.00	620	12	S05
MW-11	3/5/2013	716	--	3.7	307.8	5.9	28	<100	2.7	<2.0	<10	490	3.2	<10	580	<3.0	S05
MW-11	5/7/2013	702	--	9.5	363.4	7.5	30	<100	3.2	<2.0	<10	630	<3.0	<10	680	4.4	S05
MW-11	8/8/2013	705	--	7.6	251.2	6.1	30	<100	4.7	<2.0	<10	430	<3.0	<10	590	<3.0	S05
MW-11	11/6/2013	670	--	4.4	145.0	6	28	<100	2.4	<2.0	<10	120	<3.0	<10	100	<3.0	S05
MW-11	2/5/2014	--	0.85	--	--	--	--	--	--	--	--	--	--	--	--	--	--
MW-11	8/13/2014	--	0.34	--	--	--	--	--	--	--	--	--	--	--	--	--	--
MW-11	2/12/2015	--	0.506	--	--	--	--	--	--	--	--	--	--	--	--	--	--

Table 2a
Historic Additional Groundwater Analytical Results
Unocal Site 0843
1629 Webster Street, Alameda, California

Well ID	Date Sampled	EC @ 25°C (umhos/cm)	Field Conductivity (umhos/cm - mS)		DO (mg/l)	ORP (mV)	Nitrate as NO ₃ (mg/l)	Sulfate (mg/l)	Ferrous Iron	Non-Volatile Organic Compounds (mg/l)				Total Chromium	Total Recoverable Manganese	Total Recoverable Vanadium	Comments
			Hexavalent Chromium	Dissolved Chromium						Dissolved Manganese	Dissolved Vanadium						

Note

Analytical results given in micrograms per liter unless otherwise noted

Standard Abbreviations

- not analyzed, measured, or collected
- < not detected at or above laboratory detection limit
- umhos/cm micromhos per centimeter
- mS millisiemens
- mg/l milligrams per liter (approx. equivalent to parts per million, ppm)
- J estimated value
- mV millivolts
- EC electrical conductivity
- DO dissolved oxygen
- ORP oxidation reduction potential
- A01 PQL's and MDL's are raised due to sample dilution.
- A10 PQL's and MDL's were raised due to matrix interference.
- A90 TPPH does not exhibit a "gasoline" pattern. TPPH is entirely due to MTBE.
- S05 The sample holding time was exceeded.
- PQL practical quantitation limit
- MDL method detection limit

ARCADIS

Attachment A

Field Data Sheets and General Procedures



GETTLER-RYAN INC.



TRANSMITTAL

February 20, 2015
G-R #385600

TO: Ms. Katherine Brandt
Arcadis
2000 Powell Street, 7th Floor
Emeryville, CA 94608

FROM: Deanna L. Harding
Project Coordinator
Gettler-Ryan Inc.
6805 Sierra Court, Suite G
Dublin, California 94568

RE: **Chevron Facility**
#351849/0843
1629 Webster Street
Alameda, California

WE HAVE ENCLOSED THE FOLLOWING:

COPIES	DESCRIPTION
VIA PDF	Groundwater Monitoring and Sampling Data Package First Semi-Annual Event of February 12, 2015

COMMENTS:

Pursuant to your request, we are providing you with copies of the above referenced data for your use.

Please provide us the updated historical data prior to the next monitoring and sampling event for our field use.

Please feel free to contact me if you have any comments/questions.

trans/351646 0752

WELL CONDITION STATUS SHEET

Client/
Facility #: **Chevron #351849 / 0843**

Site Address: **1629 Webster Street**

City: **Alameda, CA**

Job #: **385600**

Event Date: **2/12/15**

Sampler: **3X**

WELL ID	Vault Frame Condition	Gasket/O-Ring <small>(M) Missing (R) Replaced</small>	Bolts <small>(M) Missing (R) Replaced</small>	Bolt Flanges <small>B=Broken S=Stripped R=Retaped</small>	Apron Condition <small>C=Cracked B=Broken G=Gone</small>	Grout Seal <small>(Deficient) Inches from TOC</small>	Casing <small>(Condition prevents tight cap seal)</small>	REPLACE LOCK Y/N	REPLACE CAP Y/N	WELL VAULT <small>Manufacture/Size/ # of Bolts</small>	Pictures Taken Y/N
MW-6	ok							N	N	8" DL	N
MW-1	ok			3x5	ok						
MW-3	ok			3x5	ok						
MW-4	ok										
MW-5	ok									12" emco	
MW-8	ok			1x3	ok					8" MORRISU	
MW-7	ok										
MW-11	ok			1x3	ok						
MW-9	ok			1x3	ok						
MW-1AR	ok			1x3	ok						
MW-1BR	ok										
MW-10	ok									12' MORRISU	

Comments _____

STANDARD OPERATING PROCEDURE - GROUNDWATER SAMPLING

Gettler-Ryan Inc. (GR) field personnel adhere to the following procedures for the collection and handling of groundwater samples prior to analysis by the analytical laboratory. All work is performed in accordance with the GR Health & Safety Plan and all client-specific programs. The scope of work and type of analysis to be performed is determined prior to commencing field work.

Prior to sampling, the presence or absence of free-phase hydrocarbons is determined using an interface probe. Product thickness, if present, is measured to the nearest 0.01 foot and is noted in the field notes. In addition, all depth to water level measurements are collected with a static water level indicator and are also recorded in the field notes, prior to purging and sampling any wells.

After water levels are collected and prior to sampling, if purging is to occur, each well is purged a minimum of three well casing volumes of water using pre-cleaned pumps (stack, peristaltic or Grundfos), or disposable bailers. Temperature, pH and electrical conductivity are measured a minimum of three times during the purging (additional parameters such as dissolved oxygen, oxidation reduction potential, turbidity may also be measured, depending on specific scope of work.). Purging continues until these parameters stabilize.

Groundwater samples are collected using disposable bailers. The water samples are transferred from the bailer into appropriate containers. Pre-preserved containers, supplied by analytical laboratories, are used. When pre-preserved containers are not available, the laboratory is instructed to preserve the sample as appropriate. Duplicate samples are collected for the laboratory to use in maintaining quality assurance/quality control standards, as directed by the scope of work. The samples are labeled to include the job number, sample identification, collection date and time, analysis, preservation (if any), and the sample collector's initials. The water samples are placed in a cooler, maintained at 4°C for transport to the laboratory. Once collected in the field, all samples are maintained under chain of custody until delivered to the laboratory.

The chain of custody document includes the job number, type of preservation, if any, analysis requested, sample identification, date and time collected, and the sample collector's name. The chain of custody is signed and dated (including time of transfer) by each person who receives or surrenders the samples, beginning with the field personnel and ending with the laboratory personnel.

A laboratory supplied trip blank accompanies each sampling set. The trip blank is analyzed for some or all of the same compounds as the groundwater samples.

As requested by Chevron Environmental Management Company, the purge water and decontamination water generated during sampling activities is transported by Clean Harbors Environmental Services to Seaport Environmental located in Redwood City, California.



GETTLER-RYAN INC.

WELL MONITORING/SAMPLING FIELD DATA SHEET

Client/Facility#: **Chevron #351849 / 0843**
 Site Address: **1629 Webster Street**
 City: **Alameda, CA**

Job Number: **385600**
 Event Date: **2/12/15** (inclusive)
 Sampler: **SW**

Well ID: **MW-1**
 Well Diameter: **2** in.
 Total Depth: **20.01** ft.
 Depth to Water: **6.69** ft.
13.32 xVF = _____

Date Monitored: **2/12/15**

Volume	3/4"= 0.02	1"= 0.04	2"= 0.17	3"= 0.38
Factor (VF)	4"= 0.66	5"= 1.02	6"= 1.50	12"= 5.80

Check if water column is less than 0.50 ft.

x3 case volume = Estimated Purge Volume: _____ gal.

Depth to Water w/ 80% Recharge [(Height of Water Column x 0.20) + DTW]: _____

Purge Equipment:

Disposable Bailer _____
 Stainless Steel Bailer _____
 Stack Pump _____
 Peristaltic Pump _____
 QED Bladder Pump _____
 Other: _____

Sampling Equipment:

Disposable Bailer _____
 Pressure Bailer _____
 Metal Filters _____
 Peristaltic Pump _____
 QED Bladder Pump _____
 Other: _____

Time Started:	_____ (2400 hrs)
Time Completed:	_____ (2400 hrs)
Depth to Product:	_____ ft
Depth to Water:	_____ ft
Hydrocarbon Thickness:	_____ ft
Visual Confirmation/Description:	_____
Skimmer / Absorbant Sock (circle one)	
Amt Removed from Skimmer:	_____ ltr
Amt Removed from Well:	_____ ltr
Water Removed:	_____ ltr

Start Time (purge): _____ Weather Conditions: _____
 Sample Time/Date: _____ / _____ Water Color: _____ Odor: **Y / N**
 Approx. Flow Rate: _____ gpm. Sediment Description: _____
 Did well de-water? _____ If yes, Time: _____ Volume: _____ gal. DTW @ Sampling: _____

Time (2400 hr.)	Volume (gal.)	pH	Conductivity (µS / mS µmhos/cm)	Temperature (C / F)	D.O. (mg/L)	ORP (mV)

LABORATORY INFORMATION

SAMPLE ID	(#) CONTAINER	REFRIG.	PRESERV. TYPE	LABORATORY	ANALYSES
MW-	x voa vial	YES	HCL	BC LABS	TPH-GRO(8015)/BTX+MTBE(8260)/TBA/TAME/ETBE/DIPE/EDB/EDC(8260)/ETHANOL(8260)

COMMENTS: **✓ 1/10**

Add/Replaced Gasket: _____ Add/Replaced Bolt: _____ Add/Replaced Lock: _____ Add/Replaced Plug: _____



GETTLER-RYAN INC.

WELL MONITORING/SAMPLING FIELD DATA SHEET

Client/Facility#: Chevron #351849 / 0843 Job Number: 385600
 Site Address: 1629 Webster Street Event Date: 2/12/15 (inclusive)
 City: Alameda, CA Sampler: JH

Well ID: MW-1AR Date Monitored: 2/12/15
 Well Diameter: 2 in.
 Total Depth: 29.75 ft.
 Depth to Water: 7.01 ft. Check if water column is less than 0.50 ft.
22.74 xVF .17 = 3.86 x3 case volume = Estimated Purge Volume: 11.59 gal.
 Depth to Water w/ 80% Recharge [(Height of Water Column x 0.20) + DTW]: 11.55

Volume	3/4"= 0.02	1"= 0.04	2"= 0.17	3"= 0.38
Factor (VF)	4"= 0.66	5"= 1.02	6"= 1.50	12"= 5.80

Purge Equipment:
 Disposable Bailer _____
 Stainless Steel Bailer _____
 Stack Pump X
 Peristaltic Pump _____
 QED Bladder Pump _____
 Other: _____

Sampling Equipment:
 Disposable Bailer X
 Pressure Bailer _____
 Metal Filters _____
 Peristaltic Pump _____
 QED Bladder Pump _____
 Other: _____

Time Started: _____ (2400 hrs)
 Time Completed: _____ (2400 hrs)
 Depth to Product: _____ ft
 Depth to Water: _____ ft
 Hydrocarbon Thickness: _____ ft
 Visual Confirmation/Description: _____
 Skimmer / Absorbant Sock (circle one)
 Amt Removed from Skimmer: _____ ltr
 Amt Removed from Well: _____ ltr
 Water Removed: _____ ltr

Start Time (purge): 1130 Weather Conditions: Clear
 Sample Time/Date: 1205 / 2/12/15 Water Color: cloudy Odor: Y 10
 Approx. Flow Rate: 1 gpm. Sediment Description: 11548
 Did well de-water? No If yes, Time: _____ Volume: _____ gal. DTW @ Sampling: 10.69

Time (2400 hr.)	Volume (gal.)	pH	Conductivity (µS/mS µmhos/cm)	Temperature (C F)	D.O. (mg/L)	ORP (mV)
<u>1134</u>	<u>4</u>	<u>7.22</u>	<u>519</u>	<u>19.8</u>	/	/
<u>1138</u>	<u>8</u>	<u>7.09</u>	<u>487</u>	<u>19.6</u>	/	/
<u>1142</u>	<u>12</u>	<u>6.85</u>	<u>472</u>	<u>19.5</u>	/	/

LABORATORY INFORMATION

SAMPLE ID	(#) CONTAINER	REFRIG.	PRESERV. TYPE	LABORATORY	ANALYSES
<u>MW-1AR</u>	<u>6</u> x voa vial	<u>YES</u>	<u>HCL</u>	<u>BC LABS</u>	<u>TPH-GRO(8015)/BTEX+MTBE(8260)/TBA/TAME/ETBE/DIPE/EDB/EDC(8260)/ETHANOL(8260)</u>

COMMENTS: _____

Add/Replaced Gasket: _____ Add/Replaced Bolt: _____ Add/Replaced Lock: _____ Add/Replaced Plug: _____



GETTLER-RYAN INC.

WELL MONITORING/SAMPLING FIELD DATA SHEET

Client/Facility#: Chevron #351849 / 0843 Job Number: 385600
 Site Address: 1629 Webster Street Event Date: 2/12/15 (inclusive)
 City: Alameda, CA Sampler: JH

Well ID: MW-1BR Date Monitored: 2/12/15
 Well Diameter: 2 in.
 Total Depth: 34.46 ft.
 Depth to Water: 7.14 ft. Check if water column is less than 0.50 ft.
27.32 xVF .17 = 4.64 x3 case volume = Estimated Purge Volume: 13.93 gal.
 Depth to Water w/ 80% Recharge [(Height of Water Column x 0.20) + DTW]: 12.60

Volume	3/4"= 0.02	1"= 0.04	2"= 0.17	3"= 0.38
Factor (VF)	4"= 0.66	5"= 1.02	6"= 1.50	12"= 5.80

Purge Equipment:
 Disposable Bailer _____
 Stainless Steel Bailer _____
 Stack Pump X
 Peristaltic Pump _____
 QED Bladder Pump _____
 Other: _____

Sampling Equipment:
 Disposable Bailer X
 Pressure Bailer _____
 Metal Filters _____
 Peristaltic Pump _____
 QED Bladder Pump _____
 Other: _____

Time Started: _____ (2400 hrs)
 Time Completed: _____ (2400 hrs)
 Depth to Product: _____ ft
 Depth to Water: _____ ft
 Hydrocarbon Thickness: _____ ft
 Visual Confirmation/Description: _____
 Skimmer / Absorbant Sock (circle one)
 Amt Removed from Skimmer: _____ ltr
 Amt Removed from Well: _____ ltr
 Water Removed: _____ ltr

Start Time (purge): 1040 Weather Conditions: Clear
 Sample Time/Date: 1115 / 2/12/15 Water Color: Cloudy Odor: Y / N
 Approx. Flow Rate: 1 gpm. Sediment Description: 1.5M
 Did well de-water? NO If yes, Time: _____ Volume: _____ gal. DTW @ Sampling: 10.55

Time (2400 hr.)	Volume (gal.)	pH	Conductivity (µS/mS/cm)	Temperature (C / F)	D.O. (mg/L)	ORP (mV)
<u>1044</u>	<u>4</u>	<u>6.98</u>	<u>620</u>	<u>19.8</u>	/	/
<u>1048</u>	<u>8</u>	<u>6.91</u>	<u>591</u>	<u>19.7</u>	/	/
<u>1054</u>	<u>14</u>	<u>6.77</u>	<u>563</u>	<u>19.6</u>	/	/

LABORATORY INFORMATION

SAMPLE ID	(#) CONTAINER	REFRIG.	PRESERV. TYPE	LABORATORY	ANALYSES
<u>MW-1BR</u>	<u>6</u> x voa vial	<u>YES</u>	<u>HCL</u>	<u>BC LABS</u>	<u>TPH-GRO(8015)/BTX+MTBE(8260)/TBA/TAME/ETBE/DIPE/EDB/EDC(8260)/ETHANOL(8260)</u>

COMMENTS: _____

Add/Replaced Gasket: _____ Add/Replaced Bolt: _____ Add/Replaced Lock: _____ Add/Replaced Plug: _____



GETTLER-RYAN INC.

WELL MONITORING/SAMPLING FIELD DATA SHEET

Client/Facility#: **Chevron #351849 / 0843**
 Site Address: **1629 Webster Street**
 City: **Alameda, CA**

Job Number: **385600**
 Event Date: **2/12/15** (inclusive)
 Sampler: **JH**

Well ID: **MW-3**
 Well Diameter: **2** in.
 Total Depth: **19.82** ft.
 Depth to Water: **5.99** ft.

Date Monitored: **2/12/15**

Volume	3/4"= 0.02	1"= 0.04	2"= 0.17	3"= 0.38
Factor (VF)	4"= 0.66	5"= 1.02	6"= 1.50	12"= 5.80

Check if water column is less than 0.50 ft.

13.83 xVF **—** = **—** x3 case volume = Estimated Purge Volume: **—** gal.

Depth to Water w/ 80% Recharge [(Height of Water Column x 0.20) + DTW]: **—**

Purge Equipment:

Disposable Bailer _____
 Stainless Steel Bailer _____
 Stack Pump _____
 Peristaltic Pump _____
 QED Bladder Pump _____
 Other: _____

Sampling Equipment:

Disposable Bailer _____
 Pressure Bailer _____
 Metal Filters _____
 Peristaltic Pump _____
 QED Bladder Pump _____
 Other: _____

Time Started: _____ (2400 hrs)
Time Completed: _____ (2400 hrs)
Depth to Product: _____ ft
Depth to Water: _____ ft
Hydrocarbon Thickness: _____ ft
Visual Confirmation/Description: _____
Skimmer / Absorbant Sock (circle one)
Amt Removed from Skimmer: _____ ltr
Amt Removed from Well: _____ ltr
Water Removed: _____ ltr

Start Time (purge): _____ Weather Conditions: _____
 Sample Time/Date: **/** Water Color: _____ Odor: **Y / N**
 Approx. Flow Rate: _____ gpm. Sediment Description: _____
 Did well de-water? _____ If yes, Time: _____ Volume: _____ gal. DTW @ Sampling: _____

Time (2400 hr.)	Volume (gal.)	pH	Conductivity (µS / mS µmhos/cm)	Temperature (C / F)	D.O. (mg/L)	ORP (mV)

LABORATORY INFORMATION

SAMPLE ID	(#) CONTAINER	REFRIG.	PRESERV. TYPE	LABORATORY	ANALYSES
MW-	x voa vial	YES	HCL	BC LABS	TPH-GRO(8015)/BTX+MTBE(8260)/TBA/TAME/ETBE/DIPE/EDB/EDC(8260)/ETHANOL(8260)

COMMENTS: **M/10**

Add/Replaced Gasket: _____ Add/Replaced Bolt: _____ Add/Replaced Lock: _____ Add/Replaced Plug: _____



GETTLER-RYAN INC.

WELL MONITORING/SAMPLING FIELD DATA SHEET

Client/Facility#: **Chevron #351849 / 0843**
 Site Address: **1629 Webster Street**
 City: **Alameda, CA**

Job Number: **385600**
 Event Date: **2/12/15** (inclusive)
 Sampler: **JH**

Well ID: **MW-4**
 Well Diameter: **2** in.
 Total Depth: **16.56** ft.
 Depth to Water: **5.92** ft.
10.64 xVF = _____ x3 case volume = Estimated Purge Volume: _____ gal.

Date Monitored: **2/12/15**

Volume	3/4"= 0.02	1"= 0.04	2"= 0.17	3"= 0.38
Factor (VF)	4"= 0.66	5"= 1.02	6"= 1.50	12"= 5.80

Check if water column is less than 0.50 ft.

Depth to Water w/ 80% Recharge [(Height of Water Column x 0.20) + DTW]: _____

Purge Equipment:

Disposable Bailer _____
 Stainless Steel Bailer _____
 Stack Pump _____
 Peristaltic Pump _____
 QED Bladder Pump _____
 Other: _____

Sampling Equipment:

Disposable Bailer _____
 Pressure Bailer _____
 Metal Filters _____
 Peristaltic Pump _____
 QED Bladder Pump _____
 Other: _____

Time Started: _____ (2400 hrs)
 Time Completed: _____ (2400 hrs)
 Depth to Product: _____ ft
 Depth to Water: _____ ft
 Hydrocarbon Thickness: _____ ft
 Visual Confirmation/Description: _____
 Skimmer / Absorbant Sock (circle one)
 Amt Removed from Skimmer: _____ ltr
 Amt Removed from Well: _____ ltr
 Water Removed: _____ ltr

Start Time (purge): _____ Weather Conditions: _____
 Sample Time/Date: **1** Water Color: _____ Odor: **Y / N**
 Approx. Flow Rate: _____ gpm. Sediment Description: _____
 Did well de-water? _____ If yes, Time: _____ Volume: _____ gal. DTW @ Sampling: _____

Time (2400 hr.)	Volume (gal.)	pH	Conductivity (µS / mS / umhos/cm)	Temperature (C / F)	D.O. (mg/L)	ORP (mV)

LABORATORY INFORMATION

SAMPLE ID	(#) CONTAINER	REFRIG.	PRESERV. TYPE	LABORATORY	ANALYSES
MW-	x vqa vial	YES	HCL	BC LABS	TPH-GRO(8015)/BTX+MTBE(8260)/TBA/TAME/ETBE/DIPE/EDB/EDC(8260)/ETHANOL(8260)

COMMENTS: **MLO**

Add/Replaced Gasket: _____ Add/Replaced Bolt: _____ Add/Replaced Lock: _____ Add/Replaced Plug: _____



GETTLER-RYAN Inc.

WELL MONITORING/SAMPLING FIELD DATA SHEET

Client/Facility#: Chevron #351849 / 0843
 Site Address: 1629 Webster Street
 City: Alameda, CA

Job Number: 385600
 Event Date: 2/12/15 (inclusive)
 Sampler: JH

Well ID: MW-5
 Well Diameter: 2 in.
 Total Depth: 20.27 ft.
 Depth to Water: 5.45 ft.

Date Monitored: 2/12/15

Volume	3/4"= 0.02	1"= 0.04	2"= 0.17	3"= 0.38
Factor (VF)	4"= 0.66	5"= 1.02	6"= 1.50	12"= 5.80

Check if water column is less than 0.50 ft.
 $14.82 \times VF .17 = 2.51$ x3 case volume = Estimated Purge Volume: 7.55 gal.

Depth to Water w/ 80% Recharge [(Height of Water Column x 0.20) + DTW]: 8.41

Purge Equipment:

Disposable Bailer X
 Stainless Steel Bailer _____
 Stack Pump _____
 Peristaltic Pump _____
 QED Bladder Pump _____
 Other: _____

Sampling Equipment:

Disposable Bailer X
 Pressure Bailer _____
 Metal Filters _____
 Peristaltic Pump _____
 QED Bladder Pump _____
 Other: _____

Time Started: _____ (2400 hrs)
 Time Completed: _____ (2400 hrs)
 Depth to Product: _____ ft
 Depth to Water: _____ ft
 Hydrocarbon Thickness: _____ ft
 Visual Confirmation/Description: _____
 Skimmer / Absorbant Sock (circle one)
 Amt Removed from Skimmer: _____ ltr
 Amt Removed from Well: _____ ltr
 Water Removed: _____ ltr

Start Time (purge): 555
 Sample Time/Date: 0635 / 2/12/15
 Approx. Flow Rate: _____ gpm.
 Did well de-water? no If yes, Time: _____

Weather Conditions: DARK
 Water Color: Cloudy Odor: Y / N
 Sediment Description: 100%
 Volume: _____ gal. DTW @ Sampling: 7.02

Time (2400 hr.)	Volume (gal.)	pH	Conductivity (µS) mS (µmhos/cm)	Temperature (C / F)	D.O. (mg/L)	ORP (mV)
<u>0602</u>	<u>2.5</u>	<u>7.46</u>	<u>674</u>		/	/
<u>0610</u>	<u>5.0</u>	<u>7.37</u>	<u>653</u>		/	/
<u>0618</u>	<u>7.5</u>	<u>7.22</u>	<u>626</u>		/	/

LABORATORY INFORMATION

SAMPLE ID	(#) CONTAINER	REFRIG.	PRESERV. TYPE	LABORATORY	ANALYSES
<u>MW-5</u>	<u>6</u> x voa vial	<u>YES</u>	<u>HCL</u>	<u>BC LABS</u>	<u>TPH-GRO(8015)/BTEX+MTBE(8260)/TBA/TAME/ETBE/DIPE/EDB/EDC(8260)/ETHANOL(8260)</u>

COMMENTS:

Add/Replaced Gasket: _____ Add/Replaced Bolt: _____ Add/Replaced Lock: _____ Add/Replaced Plug: _____



GETTLER-RYAN INC.

WELL MONITORING/SAMPLING FIELD DATA SHEET

Client/Facility#: Chevron #351849 / 0843
 Site Address: 1629 Webster Street
 City: Alameda, CA

Job Number: 385600
 Event Date: 2/12/15 (inclusive)
 Sampler: JH

Well ID: MW-6
 Well Diameter: 2 in.
 Total Depth: 20.14 ft.
 Depth to Water: 5.55 ft.

Date Monitored: 2/12/15

Volume	3/4"= 0.02	1"= 0.04	2"= 0.17	3"= 0.38
Factor (VF)	4"= 0.66	5"= 1.02	6"= 1.50	12"= 5.80

Check if water column is less than 0.50 ft.

14.59 xVF .17 = 2.48 x3 case volume = Estimated Purge Volume: 7.44 gal.

Depth to Water w/ 80% Recharge [(Height of Water Column x 0.20) + DTW]: 8.44

Purge Equipment:

Disposable Bailer X
 Stainless Steel Bailer _____
 Stack Pump _____
 Peristaltic Pump _____
 QED Bladder Pump _____
 Other: _____

Sampling Equipment:

Disposable Bailer X
 Pressure Bailer _____
 Metal Filters _____
 Peristaltic Pump _____
 QED Bladder Pump _____
 Other: _____

Time Started:	_____ (2400 hrs)
Time Completed:	_____ (2400 hrs)
Depth to Product:	_____ ft
Depth to Water:	_____ ft
Hydrocarbon Thickness:	_____ ft
Visual Confirmation/Description:	_____
Skimmer / Absorbant Sock (circle one)	
Amt Removed from Skimmer:	_____ ltr
Amt Removed from Well:	_____ ltr
Water Removed:	_____ ltr

Start Time (purge): 0500
 Sample Time/Date: 0535 / 2/12/15
 Approx. Flow Rate: _____ gpm.
 Did well de-water? N If yes, Time: _____

Weather Conditions: Dank
 Water Color: Cloudy Odor: Y/N
 Sediment Description: 1.388
 Volume: _____ gal. DTW @ Sampling: 7.25

Time (2400 hr.)	Volume (gal.)	pH	Conductivity (µS / mS / umhos/cm)	Temperature (C / F)	D.O. (mg/L)	ORP (mV)
<u>0507</u>	<u>2.5</u>	<u>7.35</u>	<u>562</u>	<u>19.5</u>	/	/
<u>0514</u>	<u>5.0</u>	<u>7.20</u>	<u>537</u>	<u>19.4</u>	/	/
<u>0522</u>	<u>7.5</u>	<u>7.08</u>	<u>524</u>	<u>19.2</u>	/	/

LABORATORY INFORMATION

SAMPLE ID	(#) CONTAINER	REFRIG.	PRESERV. TYPE	LABORATORY	ANALYSES
<u>MW-6</u>	<u>6</u> x voa vial	<u>YES</u>	<u>HCL</u>	<u>BC LABS</u>	<u>TPH-GRO(8015)/BTX+MTBE(8260)/TBA/TAME/ETBE/DIPE/EDB/EDC(8260)/ETHANOL(8260)</u>

COMMENTS: _____

Add/Replaced Gasket: _____ Add/Replaced Bolt: _____ Add/Replaced Lock: _____ Add/Replaced Plug: _____



GETTLER-RYAN INC.

WELL MONITORING/SAMPLING FIELD DATA SHEET

Client/Facility#: Chevron #351849 / 0843
 Site Address: 1629 Webster Street
 City: Alameda, CA

Job Number: 385600
 Event Date: 2/12/15 (inclusive)
 Sampler: JH

Well ID: MW- 7
 Well Diameter: 2 in.
 Total Depth: 29.10 ft.
 Depth to Water: 5.83 ft.

Date Monitored: 2/12/15

Volume	3/4"= 0.02	1"= 0.04	2"= 0.17	3"= 0.38
Factor (VF)	4"= 0.66	5"= 1.02	6"= 1.50	12"= 5.80

Check if water column is less than 0.50 ft.

23.27 xVF .17 = 3.95 x3 case volume = Estimated Purge Volume: 11.86 gal.

Depth to Water w/ 80% Recharge [(Height of Water Column x 0.20) + DTW]: 10.48

Purge Equipment:

Disposable Bailer: x
 Stainless Steel Bailer: _____
 Stack Pump: _____
 Peristaltic Pump: _____
 QED Bladder Pump: _____
 Other: _____

Sampling Equipment:

Disposable Bailer: x
 Pressure Bailer: _____
 Metal Filters: _____
 Peristaltic Pump: _____
 QED Bladder Pump: _____
 Other: _____

Time Started: _____ (2400 hrs)
 Time Completed: _____ (2400 hrs)
 Depth to Product: _____ ft
 Depth to Water: _____ ft
 Hydrocarbon Thickness: _____ ft
 Visual Confirmation/Description: _____
 Skimmer / Absorbant Sock (circle one)
 Amt Removed from Skimmer: _____ ltr
 Amt Removed from Well: _____ ltr
 Water Removed: _____ ltr

Start Time (purge): 0740
 Sample Time/Date: 0810 / 2/12/15
 Approx. Flow Rate: 1 gpm.
 Did well de-water? no If yes, Time: _____

Weather Conditions: clear
 Water Color: cloudy Odor: Y / 10
 Sediment Description: 1.5H
 Volume: _____ gal. DTW @ Sampling: 9.20

Time (2400 hr.)	Volume (gal.)	pH	Conductivity (µS/mS / µmhos/cm)	Temperature (C / F)	D.O. (mg/L)	ORP (mV)
<u>0744</u>	<u>4</u>	<u>7.27</u>	<u>677</u>	<u>19.7</u>	/	/
<u>0748</u>	<u>8</u>	<u>7.14</u>	<u>668</u>	<u>19.5</u>	/	/
<u>0752</u>	<u>12</u>	<u>7.05</u>	<u>652</u>	<u>19.4</u>	/	/

LABORATORY INFORMATION

SAMPLE ID	(#) CONTAINER	REFRIG.	PRESERV. TYPE	LABORATORY	ANALYSES
<u>MW- 7</u>	<u>6</u> x voa vial	<u>YES</u>	<u>HCL</u>	<u>BC LABS</u>	<u>TPH-GRO(8015)/BTX+MTBE(8260)/TBA/TAME/ETBE/DIPE/EDB/EDC(8260)/ETHANOL(8260)</u>

COMMENTS:

Add/Replaced Gasket: _____ Add/Replaced Bolt: _____ Add/Replaced Lock: _____ Add/Replaced Plug: _____



GETTLER-RYAN Inc.

WELL MONITORING/SAMPLING FIELD DATA SHEET

Client/Facility#: Chevron #351849 / 0843
 Site Address: 1629 Webster Street
 City: Alameda, CA

Job Number: 385600
 Event Date: 2/12/15 (inclusive)
 Sampler: JH

Well ID: MW- 8
 Well Diameter: 2 in.
 Total Depth: 29.54 ft.
 Depth to Water: 6.11 ft.
23.43 xVF = .17 = 3.98

Date Monitored: 2/12/15

Volume	3/4"= 0.02	1"= 0.04	2"= 0.17	3"= 0.38
Factor (VF)	4"= 0.66	5"= 1.02	6"= 1.50	12"= 5.80

Check if water column is less than 0.50 ft.

x3 case volume = Estimated Purge Volume: 11.94 gal.

Depth to Water w/ 80% Recharge [(Height of Water Column x 0.20) + DTW]: 10.79

Purge Equipment:

Disposable Bailer _____
 Stainless Steel Bailer _____
 Stack Pump X
 Peristaltic Pump _____
 QED Bladder Pump _____
 Other: _____

Sampling Equipment:

Disposable Bailer X
 Pressure Bailer _____
 Metal Filters _____
 Peristaltic Pump _____
 QED Bladder Pump _____
 Other: _____

Time Started: _____ (2400 hrs)
 Time Completed: _____ (2400 hrs)
 Depth to Product: _____ ft
 Depth to Water: _____ ft
 Hydrocarbon Thickness: _____ ft
 Visual Confirmation/Description: _____
 Skimmer / Absorbant Sock (circle one)
 Amt Removed from Skimmer: _____ ltr
 Amt Removed from Well: _____ ltr
 Water Removed: _____ ltr

Start Time (purge): 0700
 Sample Time/Date: 0730 / 2/12/15
 Approx. Flow Rate: 1 gpm.
 Did well de-water? No If yes, Time: _____

Weather Conditions: Clean
 Water Color: Cloudy Odor: Y / 10
 Sediment Description: 1.5 hr
 Volume: _____ gal. DTW @ Sampling: 8.54

Time (2400 hr.)	Volume (gal.)	pH	Conductivity (µS/mS µmhos/cm)	Temperature (C F)	D.O. (mg/L)	ORP (mV)
<u>0704</u>	<u>4</u>	<u>6.81</u>	<u>695</u>	<u>19.4</u>	/	/
<u>0708</u>	<u>8</u>	<u>6.75</u>	<u>672</u>	<u>19.1</u>	/	/
<u>0712</u>	<u>12</u>	<u>6.70</u>	<u>660</u>	<u>19.0</u>	/	/

LABORATORY INFORMATION

SAMPLE ID	(#) CONTAINER	REFRIG.	PRESERV. TYPE	LABORATORY	ANALYSES
<u>MW- 8</u>	<u>6</u> x voa vial	<u>YES</u>	<u>HCL</u>	<u>BC LABS</u>	<u>TPH-GRO(8015)/BTEX+MTBE(8260)/TBA/TAME/ETBE/DIPE/EDB/EDC(8260)/ETHANOL(8260)</u>

COMMENTS:

Add/Replaced Gasket: _____ Add/Replaced Bolt: _____ Add/Replaced Lock: _____ Add/Replaced Plug: _____



GETTLER-RYAN INC.

WELL MONITORING/SAMPLING FIELD DATA SHEET

Client/Facility#: Chevron #351849 / 0843
 Site Address: 1629 Webster Street
 City: Alameda, CA

Job Number: 385600
 Event Date: 2/12/15 (inclusive)
 Sampler: JH

Well ID: MW-9
 Well Diameter: 2 in.
 Total Depth: 24.44 ft.
 Depth to Water: 6.52 ft.

Date Monitored: 2/12/15

Volume	3/4"= 0.02	1"= 0.04	2"= 0.17	3"= 0.38
Factor (VF)	4"= 0.66	5"= 1.02	6"= 1.50	12"= 5.80

Check if water column is less than 0.50 ft.

17.92 xVF .17 = 3.04 x3 case volume = Estimated Purge Volume: 9.13 gal.

Depth to Water w/ 80% Recharge [(Height of Water Column x 0.20) + DTW]: 10.10

Purge Equipment:

Disposable Bailer _____
 Stainless Steel Bailer _____
 Stack Pump X _____
 Peristaltic Pump _____
 QED Bladder Pump _____
 Other: _____

Sampling Equipment:

Disposable Bailer X _____
 Pressure Bailer _____
 Metal Filters _____
 Peristaltic Pump _____
 QED Bladder Pump _____
 Other: _____

Time Started: _____ (2400 hrs)
Time Completed: _____ (2400 hrs)
Depth to Product: _____ ft
Depth to Water: _____ ft
Hydrocarbon Thickness: _____ ft
Visual Confirmation/Description: _____
Skimmer / Absorbant Sock (circle one)
Amt Removed from Skimmer: _____ ltr
Amt Removed from Well: _____ ltr
Water Removed: _____ ltr

Start Time (purge): 0910
 Sample Time/Date: 0935 / 2/12/15
 Approx. Flow Rate: 1 gpm.
 Did well de-water? no If yes, Time: _____

Weather Conditions: Clear
 Water Color: clear Odor: Y 10
 Sediment Description: me
 Volume: _____ gal. DTW @ Sampling: 8.84

Time (2400 hr.)	Volume (gal.)	pH	Conductivity (µS/mS cmhos/cm)	Temperature (C / F)	D.O. (mg/L)	ORP (mV)
<u>0913</u>	<u>3</u>	<u>7.22</u>	<u>673</u>	<u>19.8</u>	/	/
<u>0916</u>	<u>6</u>	<u>7.14</u>	<u>660</u>	<u>19.6</u>	/	/
<u>0929</u>	<u>9</u>	<u>7.01</u>	<u>655</u>	<u>19.3</u>	/	/

LABORATORY INFORMATION

SAMPLE ID	(#) CONTAINER	REFRIG.	PRESERV. TYPE	LABORATORY	ANALYSES
<u>MW-9</u>	<u>6 x vov vial</u>	<u>YES</u>	<u>HCL</u>	<u>BC LABS</u>	<u>TPH-GRO(8015)/BTEX+MTBE(8260)/TBA/TAME/ETBE/DIPE/EDB/EDC(8260)/ETHANOL(8260)</u>

COMMENTS:

Add/Replaced Gasket: _____ Add/Replaced Bolt: _____ Add/Replaced Lock: _____ Add/Replaced Plug: _____



GETTLER-RYAN INC.

WELL MONITORING/SAMPLING FIELD DATA SHEET

Client/Facility#: Chevron #351849 / 0843
 Site Address: 1629 Webster Street
 City: Alameda, CA

Job Number: 385600
 Event Date: 2/12/15 (inclusive)
 Sampler: JH

Well ID: MW-10

Date Monitored: 2/12/15

Well Diameter: 2 in.

Total Depth: 29.06 ft.

Depth to Water: 6.62 ft.

Volume	3/4"= 0.02	1"= 0.04	2"= 0.17	3"= 0.38
Factor (VF)	4"= 0.66	5"= 1.02	6"= 1.50	12"= 5.80

Check if water column is less than 0.50 ft.

22.44 xVF .17 = 3.81 x3 case volume = Estimated Purge Volume: 11.44 gal.

Depth to Water w/ 80% Recharge [(Height of Water Column x 0.20) + DTW]: 11.10

Purge Equipment:

Disposable Bailer _____
 Stainless Steel Bailer _____
 Stack Pump X _____
 Peristaltic Pump _____
 QED Bladder Pump _____
 Other: _____

Sampling Equipment:

Disposable Bailer X _____
 Pressure Bailer _____
 Metal Filters _____
 Peristaltic Pump _____
 QED Bladder Pump _____
 Other: _____

Time Started: _____ (2400 hrs)
 Time Completed: _____ (2400 hrs)
 Depth to Product: _____ ft
 Depth to Water: _____ ft
 Hydrocarbon Thickness: _____ ft
 Visual Confirmation/Description: _____
 Skimmer / Absorbant Sock (circle one)
 Amt Removed from Skimmer: _____ ltr
 Amt Removed from Well: _____ ltr
 Water Removed: _____ ltr

Start Time (purge): 0825
 Sample Time/Date: 0855 / 2/12/15
 Approx. Flow Rate: 1 gpm.
 Did well de-water? no If yes, Time: _____

Weather Conditions: clear
 Water Color: cloudy Odor: Y / 10
 Sediment Description: 100%
 Volume: _____ gal. DTW @ Sampling: 10.35

Time (2400 hr.)	Volume (gal.)	pH	Conductivity (µS / mS / cmhos/cm)	Temperature (°C / °F)	D.O. (mg/L)	ORP (mV)
<u>0829</u>	<u>4</u>	<u>7.31</u>	<u>594</u>	<u>19.5</u>	/	/
<u>0833</u>	<u>8</u>	<u>7.17</u>	<u>582</u>	<u>19.2</u>	/	/
<u>0837</u>	<u>12</u>	<u>7.05</u>	<u>560</u>	<u>19.1</u>	/	/

LABORATORY INFORMATION

SAMPLE ID	(#) CONTAINER	REFRIG.	PRESERV. TYPE	LABORATORY	ANALYSES
<u>MW-10</u>	<u>6</u> x voa vial	<u>YES</u>	<u>HCL</u>	<u>BC LABS</u>	<u>TPH-GRO(8015)/BTEX+MTBE(8260)/TBA/TAME/ETBE/DIPE/EDB/EDC(8260)/ETHANOL(8260)</u>

COMMENTS:

Add/Replaced Gasket: _____ Add/Replaced Bolt: _____ Add/Replaced Lock: _____ Add/Replaced Plug: _____



GETTLER-RYAN INC.

WELL MONITORING/SAMPLING FIELD DATA SHEET

Client/Facility#: Chevron #351849 / 0843 Job Number: 385600
 Site Address: 1629 Webster Street Event Date: 2/12/15 (inclusive)
 City: Alameda, CA Sampler: JH

Well ID: MW-11 Date Monitored: 2/12/15
 Well Diameter: 2 in.
 Total Depth: 27.50 ft.
 Depth to Water: 6.43 ft. Check if water column is less than 0.50 ft.
21.07 xVF .17 = 3.58 x3 case volume = Estimated Purge Volume: 10.74 gal.
 Depth to Water w/ 80% Recharge [(Height of Water Column x 0.20) + DTW]: 10.64

Volume	3/4"= 0.02	1"= 0.04	2"= 0.17	3"= 0.38
Factor (VF)	4"= 0.66	5"= 1.02	6"= 1.50	12"= 5.80

Purge Equipment:

Disposable Bailer _____
 Stainless Steel Bailer _____
 Stack Pump X
 Peristaltic Pump _____
 QED Bladder Pump _____
 Other: _____

Sampling Equipment:

Disposable Bailer X
 Pressure Bailer _____
 Metal Filters _____
 Peristaltic Pump _____
 QED Bladder Pump _____
 Other: _____

Time Started: _____ (2400 hrs)
 Time Completed: _____ (2400 hrs)
 Depth to Product: _____ ft
 Depth to Water: _____ ft
 Hydrocarbon Thickness: _____ ft
 Visual Confirmation/Description: _____
 Skimmer / Absorbant Sock (circle one)
 Amt Removed from Skimmer: _____ ltr
 Amt Removed from Well: _____ ltr
 Water Removed: _____ ltr

Start Time (purge): 0958 Weather Conditions: Clear
 Sample Time/Date: 1020 / 2/12/15 Water Color: Clear Odor: Y / 10
 Approx. Flow Rate: 1 gpm. Sediment Description: 1.54Y
 Did well de-water? No If yes, Time: _____ Volume: _____ gal. DTW @ Sampling: 9.45

Time (2400 hr.)	Volume (gal.)	pH	Conductivity (µS / mS (µmhos/cm))	Temperature (C / F)	D.O. (mg/L)	ORP (mV)
<u>0954</u>	<u>4</u>	<u>7.62</u>	<u>539</u>	<u>19.8</u>	/	/
<u>0958</u>	<u>8</u>	<u>7.48</u>	<u>520</u>	<u>19.8</u>	/	/
<u>1001</u>	<u>11</u>	<u>7.41</u>	<u>506</u>	<u>19.6</u>	/	/

LABORATORY INFORMATION

SAMPLE ID	(#) CONTAINER	REFRIG.	PRESERV. TYPE	LABORATORY	ANALYSES
<u>MW-11</u>	<u>6</u> x voa vial	<u>YES</u>	<u>HCL</u>	<u>BC LABS</u>	<u>TPH-GRO(8015)/BTX+MTBE(8260)/TBA/TAME/ETBE/DIPE/EDB/EDC(8260)/ETHANOL(8260)</u>

COMMENTS:

Add/Replaced Gasket: _____ Add/Replaced Bolt: _____ Add/Replaced Lock: _____ Add/Replaced Plug: _____

CHAIN OF CUSTODY FORM

Union Oil Company of California ■ 6101 Bollinger Canyon Road ■ San Ramon, CA 94583

COC 1 of 1

Union Oil Site ID: <u>0843</u>				Union Oil Consultant: <u>Alameda</u>				ANALYSES REQUIRED											
Site Global ID: <u>T0600102263</u>				Consultant Contact: <u>K Brandt</u>															
Site Address: <u>1629 We Dittoc T</u> <u>Alameda CA</u>				Consultant Phone No.: <u>910-296-967</u>				TPH - Diesel by EPA 8015	TPH - G by GCMS (GC)	BTEX/MTBE/XXX by EPA 8260B	Ethanol by EPA 8260B	EPA 8260B Full List with OXYS	TCA/TAA/LTDE/DTC	PIC (1.6)	Turnaround Time (TAT): Standard <input checked="" type="checkbox"/> 24 Hours <input type="checkbox"/> 48 Hours <input type="checkbox"/> 72 Hours <input type="checkbox"/>				
Union Oil PM: <u>925-790-6912</u>				Sampling Company: <u>JRC Batters</u>															
Union Oil PM Phone No.: <u>Alameda</u>				Sampled By (PRINT): <u>Sam Heenan</u>				Special Instructions											
Charge Code: <u>NWRTB-0 251345 -0- LAB</u>				Sampler Signature:															
<p style="font-size: small;">This is a LEGAL document. ALL fields must be filled out CORRECTLY and COMPLETELY.</p>				BC Laboratories, Inc.				Notes / Comments											
				Project Manager: Molly Meyers 4100 Atlas Court, Bakersfield, CA 93308 Phone No. 661-327-4911															
SAMPLE ID				Sample Time	# of Containers	ANALYSES REQUIRED													
Field Point Name	Matrix	DTW	Date (yymmdd)			TPH - Diesel by EPA 8015	TPH - G by GCMS (GC)	BTEX/MTBE/XXX by EPA 8260B	Ethanol by EPA 8260B	EPA 8260B Full List with OXYS	TCA/TAA/LTDE/DTC	PIC (1.6)							
<u>GA</u>	<u>W-S-A</u>		<u>11/2/12</u>		<u>2</u>	X	/												
<u>MW-1A7</u>	<u>W-S-A</u>			<u>1205</u>	<u>6</u>		X	/											
<u>MW-1B2</u>	<u>W-S-A</u>			<u>1115</u>															
<u>MW-5</u>	<u>W-S-A</u>			<u>6635</u>															
<u>MW-6</u>	<u>W-S-A</u>			<u>6875</u>															
<u>MW-7</u>	<u>W-S-A</u>			<u>6810</u>															
<u>MW-8</u>	<u>W-S-A</u>			<u>6730</u>															
<u>MW-9</u>	<u>W-S-A</u>			<u>6828</u>															
<u>MW-10</u>	<u>W-S-A</u>			<u>6835</u>															
<u>MW-11</u>	<u>W-S-A</u>			<u>1630</u>	<u>4</u>														
	<u>W-S-A</u>																		
	<u>W-S-A</u>																		
Relinquished By: Company: <u>Batters</u> Date / Time: <u>11/3/12</u>				Relinquished By: Company: <u>BC Labs</u> Date / Time: <u>11/3/12</u>				Relinquished By: _____ Company: _____ Date / Time: _____											
Received By: <u>George R...</u> Company: <u>BC Labs</u> Date / Time: <u>11/3/12</u>				Received By: <u>Sam Heenan</u> Company: <u>BC Labs</u> Date / Time: <u>11/3/12</u>				Received By: _____ Company: _____ Date / Time: _____											

ARCADIS

Attachment B

ACEH Approval Email Dated January 28, 2014

From: [Brandt, Katherine](mailto:Brandt.Katherine)
To: [Zelenak, Darla](mailto:Zelenak.Darla)
Subject: FW: Fuel Leak Case RO450, former Unocal #0843, 1629 Webster Street, Alameda
Date: Tuesday, January 28, 2014 10:38:49 AM

From: Nowell, Keith, Env. Health [mailto:Keith.Nowell@acgov.org]
Sent: Tuesday, January 28, 2014 9:38 AM
To: 'skautorepair@gmail.com'; 'TimBishop@chevron.com'; 'mjkoka@gmail.com'
Cc: Brandt, Katherine; 'AFischer@Chevron.com'; Roe, Dilan, Env. Health
Subject: Fuel Leak Case RO450, former Unocal #0843, 1629 Webster Street, Alameda

Dear Mr. Koka and Mr. Bishop,

Thank you, Katherine Brandt of ARCADIS U.S. Inc. (ARCADIS), and Alexis Fischer of Chevron Environmental Management Company (Chevron) for participating in the meeting on January 21, 2014 regarding fuel leak case for the former Unocal #0843, 1629 Webster Street, Alameda, Alameda County Environmental Health (ACEH) case number RO0000450. The purpose of the meeting was to discuss the status of the case and the action items to move the case forward toward closure. Topics discussed included the status of the existing groundwater monitoring well network, site development plans, and off-site evaluation of the deeper methyl tertiary butyl ether (MTBE) plume.

Please address the following technical comments and submit the requested documents by the dates specified below:

Existing Groundwater Monitoring Well Network-

- Sampling of the existing on-site groundwater monitoring wells can be discontinued. Please continue to sample the off-site wells and report results with the groundwater field investigation;
- Please submit a Well Destruction Work Plan to ACEH to decommission the existing on-site groundwater monitoring wells;

Site Development Plans-

- Please prepare a Site Management Plan (SMP) describing the proposed development and measures that will be taken for excavation and off-site disposal of impacted soil (if encountered), groundwater handling and disposal, confirmation soil sampling, and importation of fill. Please include a site redevelopment schedule and include the 60-day public notification period for the case closure;
- Upon review and approval of the SMP by ACEH, site development can move forward. As discussed, ACEH will issue a letter to be forwarded to the City of Alameda indicating on-site contamination has been appropriately addressed to allow site redevelopment to occur. Site redevelopment activities will be conducted in accordance with the SMP.

Off-site Evaluation of the Deeper MTBE Plume-

- Please prepare a work plan identifying the proposed boring locations for the vertical delineation of MTBE in the down gradient direction from the site;
- Identify contingency boring locations for further down gradient and/or lateral delineation of the contaminant plume;
- Provide the sampling methodology for the collection of the grab groundwater samples from each boring location;
- Provide a determination of the near-by down-to-cross gradient domestic well, findings of

which to be included in the Groundwater Investigation Report.

Technical Report Request

Please upload technical reports to the ACEH ftp site (Attention: Keith Nowell), and to the State Water Resources Control Board's Geotracker website, in accordance with the following specified file naming convention and schedule:

- **February 28, 2014– Well Destruction Work Plan** (file name: RO0000450_WP_R_yyyy-mm-dd)
- **March 15, 2014- Site Management Plan** (file name: RO0000450_SITE_MANAGE_R_yyyy-mm-dd)
- **March 31, 2014- Groundwater Investigation Work Plan** (file name: RO0000450_WP_R_yyyy-mm-dd)

ACEH will provide a written respond to the Site Management Plan by April 15, 2014. ACEH's response to an approved Site Management Plan can be submitted to City of Alameda indicating on-site contamination has been appropriately addressed.

Thank you for your cooperation. ACEH looks forward to working with you and your consultants to advance the case toward closure. Should you have any questions regarding this correspondence or your case, please call me at (510) 567-6764 or send an electronic mail message at keith.nowell@acgov.org.

Respectfully,

Keith Nowell

Keith Nowell PG, CHG
Hazardous Materials Specialist
Alameda County Environmental Health
1131 Harbor Bay Parkway
Alameda , CA 94502-6540
phone: 510 / 567 - 6764
fax: 510 / 337 - 9335
email: keith.nowell@acgov.org

PDF copies of case files can be reviewed/downloaded at:

<http://www.acgov.org/aceh/lop/ust.htm>

ARCADIS

Attachment C

Historical Groundwater Results from TRC

**Table 1
CURRENT FLUID LEVELS AND SELECTED ANALYTICAL RESULTS**

**February 14, 2011
Former 76 Station 0843**

Date Sampled	TOC Elevation (feet)	Depth to Water (feet)	LPH Thickness (feet)	Ground-Water Elevation (feet)	Change in Elevation (feet)	TPH-G 8015 (µg/l)	TPH-G (GC/MS) (µg/l)	Benzene (µg/l)	Toluene (µg/l)	Ethyl-benzene (µg/l)	Total Xylenes (µg/l)	MTBE (8021B) (µg/l)	MTBE (8260B) (µg/l)	Comments
MW-1														
2/14/2011	19.13	6.78	0	12.35	1.35	--	580	ND<1.0	ND<1.0	ND<1.0	ND<2.0	--	1100	
MW-1AR														
2/14/2011	19.29	7.01	0	12.28	1.19	--	58	ND<0.50	ND<0.50	ND<0.50	ND<1.0	--	91	
MW-1BR														
2/14/2011	19.13	6.96	0	12.17	1.50	--	80	ND<0.50	ND<0.50	ND<0.50	ND<1.0	--	140	
MW-3														
2/14/2011	18.05	6.04	0	12.01	1.36	--	ND<50	ND<0.50	ND<0.50	ND<0.50	ND<1.0	--	45	
MW-4														
2/14/2011	18.14	5.94	0	12.20	1.48	--	ND<50	ND<0.50	ND<0.50	ND<0.50	ND<1.0	--	ND<0.50	
MW-5														
2/14/2011	16.45	5.49	0	10.96	0.87	--	ND<50	ND<0.50	ND<0.50	ND<0.50	ND<1.0	--	ND<0.50	
MW-6														
2/14/2011	16.97	5.63	0	11.34	0.91	--	110	ND<0.50	ND<0.50	ND<0.50	ND<1.0	--	180	
MW-7														
2/14/2011	17.81	6.33	0	11.48	0.90	--	7900	ND<50	ND<50	ND<50	ND<100	--	13000	
MW-8														
2/14/2011	18.13	6.22	0	11.91	1.38	--	3900	ND<25	ND<25	ND<25	ND<50	--	7100	
MW-9														
2/14/2011	18.75	6.69	0	12.06	1.33	--	170	ND<0.50	ND<0.50	ND<0.50	ND<1.0	--	320	
MW-10														
2/14/2011	18.84	6.71	0	12.13	1.45	--	ND<50	ND<0.50	ND<0.50	ND<0.50	ND<1.0	--	1.9	
MW-11														
2/14/2011	18.72	6.52	0	12.20	1.48	--	3500	ND<6.2	ND<6.2	ND<6.2	ND<12	--	7400	

Table 1a
ADDITIONAL CURRENT ANALYTICAL RESULTS

Former 76 Station 0843

Date Sampled	TBA (µg/l)	Ethanol (8260B) (µg/l)	Ethylene- dibromide (EDB) (µg/l)	1,2-DCA (EDC) (µg/l)	DIPE (µg/l)	ETBE (µg/l)	TAME (µg/l)	Carbon (organic, total) (mg/l)	Chromium VI (µg/l)	Chromium (total) (µg/l)	Chromium (dissolved) (µg/l)	Iron Ferrous (µg/l)	Comments
MW-1													
2/14/2011	99	ND<500	ND<1.0	ND<1.0	ND<1.0	ND<1.0	ND<1.0	1.6	2.7	91	ND<10	ND<500	
MW-1AR													
2/14/2011	ND<10	ND<250	ND<0.50	ND<0.50	ND<0.50	ND<0.50	ND<0.50	2.0	2.6	ND<10	ND<10	420	
MW-1BR													
2/14/2011	ND<10	ND<250	ND<0.50	ND<0.50	ND<0.50	ND<0.50	ND<0.50	1.7	3.7	34	ND<10	290	
MW-3													
2/14/2011	ND<10	ND<250	ND<0.50	ND<0.50	ND<0.50	ND<0.50	ND<0.50	--	--	--	--	--	
MW-4													
2/14/2011	ND<10	ND<250	ND<0.50	ND<0.50	ND<0.50	ND<0.50	ND<0.50	--	--	--	--	--	
MW-5													
2/14/2011	ND<10	ND<250	ND<0.50	ND<0.50	ND<0.50	ND<0.50	ND<0.50	--	--	--	--	--	
MW-6													
2/14/2011	ND<10	ND<250	ND<0.50	ND<0.50	ND<0.50	ND<0.50	ND<0.50	--	--	--	--	--	
MW-7													
2/14/2011	ND<1000	ND<25000	ND<50	ND<50	ND<50	ND<50	ND<50	4.1	ND<2.0	43	ND<10	2700	
MW-8													
2/14/2011	ND<500	ND<12000	ND<25	ND<25	ND<25	ND<25	ND<25	3.7	ND<2.0	59	ND<10	440	
MW-9													
2/14/2011	ND<10	ND<250	ND<0.50	ND<0.50	ND<0.50	ND<0.50	ND<0.50	2.4	6.6	22	ND<10	230	
MW-10													
2/14/2011	ND<10	ND<250	ND<0.50	ND<0.50	ND<0.50	ND<0.50	ND<0.50	1.8	14	18	15	160	
MW-11													
2/14/2011	670	ND<3100	ND<6.2	ND<6.2	ND<6.2	ND<6.2	ND<6.2	3.5	ND<2.0	14	ND<10	240	

**Table 1b
ADDITIONAL CURRENT ANALYTICAL RESULTS**

Former 76 Station 0843

Date Sampled	Manganese (dissolved) (µg/l)	Manganese (total) (µg/l)	Nitrogen as Nitrate (mg/l)	Sulfate (mg/l)	Dissolved Oxygen (Lab) (mg O/)	Redox Potential (ORP-Lab) (mV)	Specific Conductance (umhos)	Post-purge Dissolved Oxygen ()	Pre-purge Dissolved Oxygen ()	Pre-purge ORP ()	Post-purge ORP ()	Comments
MW-1												
2/14/2011	5.4	530	18	25	8.9	418.5	509	6.45	4.45	355	356	
MW-1AR												
2/14/2011	150	190	21	32	7.3	217.9	537	1.31	1.48	349	362	
MW-1BR												
2/14/2011	73	170	29	28	8.1	286.1	531	1.07	1.74	356	351	
MW-3												
2/14/2011	--	--	--	--	4.9	288.9	587	1.15	2.43	187	188	
MW-4												
2/14/2011	--	--	--	--	9.2	294.6	770	7.02	6.84	187	172	
MW-5												
2/14/2011	--	--	--	--	6.0	317.6	617	1.55	2.81	179	195	
MW-6												
2/14/2011	--	--	--	--	5.2	326.6	542	1.01	2.16	195	198	
MW-7												
2/14/2011	920	1000	2.9	55	8.0	191.4	713	0.94	1.20	198	76	
MW-8												
2/14/2011	830	1400	5.8	75	8.0	267.0	694	2.81	3.44	197	188	
MW-9												
2/14/2011	60	440	8.1	29	9.5	305.5	690	0.78	0.64	349	346	
MW-10												
2/14/2011	43	45	13	30	9.2	326.6	560	2.25	3.77	342	355	
MW-11												
2/14/2011	560	760	3.1	21	9.4	473.7	750	0.88	0.56	337	324	

**Table 2
CURRENT FLUID LEVELS AND SELECTED ANALYTICAL RESULTS**

**February 14, 2011
Former 76 Station 0843**

Date Sampled	TOC Elevation (feet)	Depth to Water (feet)	LPH Thickness (feet)	Ground-Water Elevation (feet)	Change in Elevation (feet)	TPH-G 8015 (µg/l)	TPH-G (GC/MS) (µg/l)	Benzene (µg/l)	Toluene (µg/l)	Ethyl-benzene (µg/l)	Total Xylenes (µg/l)	MTBE (8021B) (µg/l)	MTBE (8260B) (µg/l)	Comments
MW-1														
3/5/1999	16.18	--	--	--	--	86.6	--	ND	2.04	ND	4.06	--	23.9	
6/3/1999	16.18	6.24	0	9.94	--	ND	--	ND	ND	ND	ND	ND	ND	
9/2/1999	16.18	7.19	0	8.99	-0.95	ND	--	ND	ND	ND	ND	ND	ND	
12/14/1999	16.18	8.07	0	8.11	-0.88	ND	--	ND	ND	ND	ND	ND	--	
3/14/2000	16.18	5.47	0	10.71	2.60	ND	--	ND	ND	ND	ND	ND	--	
5/31/2000	16.18	6.22	0	9.96	-0.75	ND	--	ND	ND	ND	ND	ND	--	
8/29/2000	16.18	6.82	0	9.36	-0.60	ND	--	ND	ND	ND	ND	ND	--	
12/1/2000	16.18	7.54	0	8.64	-0.72	ND	--	ND	ND	ND	ND	ND	--	
3/17/2001	16.18	5.73	0	10.45	1.81	ND	--	ND	ND	ND	ND	ND	--	
5/23/2001	16.18	6.43	0	9.75	-0.70	ND	--	ND	ND	ND	ND	ND	--	
9/24/2001	16.18	7.12	0	9.06	-0.69	ND<50	--	ND<0.50	ND<0.50	ND<0.50	ND<0.50	ND<5.0	--	
12/10/2001	16.18	6.89	0	9.29	0.23	ND<50	--	ND<0.50	ND<0.50	ND<0.50	ND<0.50	ND<5.0	--	
3/11/2002	16.18	5.61	0	10.57	1.28	ND<50	--	ND<0.50	ND<0.50	ND<0.50	ND<0.50	ND<5.0	--	
6/7/2002	16.18	5.71	0	10.47	-0.10	ND<50	--	ND<0.50	ND<0.50	ND<0.50	ND<0.50	ND<2.5	--	
9/3/2002	16.18	--	--	--	--	--	--	--	--	--	--	--	--	Not monitored/sampled
12/12/2002	16.18	7.80	0	8.38	--	--	--	--	--	--	--	--	--	No longer sampled
3/13/2003	16.18	5.94	0	10.24	1.86	--	--	--	--	--	--	--	--	
6/12/2003	16.18	6.10	0	10.08	-0.16	--	--	--	--	--	--	--	--	
9/12/2003	16.18	6.65	0	9.53	-0.55	--	--	--	--	--	--	--	--	
12/31/2003	16.18	5.74	0	10.44	0.91	--	--	--	--	--	--	--	--	Monitored only
2/12/2004	16.18	6.02	0	10.16	-0.28	--	--	--	--	--	--	--	--	Monitored only
6/7/2004	16.18	6.61	0	9.57	-0.59	--	--	--	--	--	--	--	--	Monitored only
9/17/2004	16.18	7.58	0	8.60	-0.97	--	--	--	--	--	--	--	--	Sampled Q1 only
12/11/2004	16.18	6.49	0	9.69	1.09	--	--	--	--	--	--	--	--	Sampled Q1 only
3/15/2005	16.18	5.28	0	10.90	1.21	--	ND<50	ND<0.50	ND<0.50	ND<0.50	ND<1.0	--	27	
5/17/2005	16.18	5.83	0	10.35	-0.55	--	--	--	--	--	--	--	--	Sampled Q1 only
7/27/2005	16.18	6.52	0	9.66	-0.69	--	--	--	--	--	--	--	--	Sampled Q1 only
11/23/2005	16.18	7.28	0	8.90	-0.76	--	--	--	--	--	--	--	--	Sampled Q1 only
2/24/2006	16.18	6.60	0	9.58	0.68	--	910	ND<0.50	ND<0.50	ND<0.50	ND<1.0	--	5100	
5/30/2006	16.18	6.48	0	9.70	0.12	--	--	--	--	--	--	--	--	Sampled Q1 only
8/30/2006	16.18	9.51	0	6.67	-3.03	--	--	--	--	--	--	--	--	Sampled Q1 only
11/22/2006	16.18	7.05	0	9.13	2.46	--	220	ND<0.50	ND<0.50	ND<0.50	ND<0.50	--	420	
2/23/2007	16.18	6.40	0	9.78	0.65	--	1300	ND<5.0	ND<5.0	ND<5.0	ND<5.0	--	1700	

Table 2
CURRENT FLUID LEVELS AND SELECTED ANALYTICAL RESULTS

February 14, 2011
Former 76 Station 0843

Date Sampled	TOC Elevation (feet)	Depth to Water (feet)	LPH Thickness (feet)	Ground-Water Elevation (feet)	Change in Elevation (feet)	TPH-G 8015 (µg/l)	TPH-G (GC/MS) (µg/l)	Benzene (µg/l)	Toluene (µg/l)	Ethyl-benzene (µg/l)	Total Xylenes (µg/l)	MTBE (8021B) (µg/l)	MTBE (8260B) (µg/l)	Comments
5/18/2007	16.18	6.65	0	9.53	-0.25	--	2300	ND<5.0	ND<5.0	ND<5.0	ND<5.0	--	3300	
8/10/2007	16.18	7.26	0	8.92	-0.61	--	4100	ND<25	ND<25	ND<25	ND<25	--	4300	
11/9/2007	16.18	7.40	0	8.78	-0.14	--	5700	ND<25	ND<25	ND<25	ND<25	--	5400	
2/8/2008	16.18	6.09	0	10.09	1.31	--	2600	ND<5.0	ND<5.0	ND<5.0	ND<10	--	4100	
5/16/2008	16.18	6.87	0	9.31	-0.78	--	1800	ND<12	ND<12	ND<12	42	--	3500	
8/15/2008	16.18	7.78	0	8.40	-0.91	--	1200	ND<5.0	ND<5.0	ND<5.0	ND<10	--	1900	
11/26/2008	16.18	8.65	0	7.53	-0.87	--	720	ND<0.50	ND<0.50	ND<0.50	ND<1.0	--	2400	
2/24/2009	19.13	6.73	0	12.40	4.87	--	630	ND<0.50	ND<0.50	ND<0.50	ND<1.0	--	2300	
5/28/2009	19.13	6.46	0	12.67	0.27	--	1000	ND<10	ND<10	ND<10	ND<20	--	4100	
9/14/2009	19.13	7.60	0	11.53	-1.14	--	1700	ND<5.0	ND<5.0	ND<5.0	ND<10	--	2100	
11/13/2009	19.13	7.83	0	11.30	-0.23	--	--	--	--	--	--	--	--	Sampled Q1 and Q3 only
2/5/2010	19.13	6.72	0	12.41	1.11	--	1600	ND<12	ND<12	ND<12	ND<25	--	3400	
6/7/2010	19.13	6.58	0	12.55	0.14	--	--	--	--	--	--	--	--	Sampled Q1 and Q3 only
8/3/2010	19.13	7.20	0	11.93	-0.62	--	280	ND<1.0	ND<1.0	ND<1.0	ND<2.0	--	1400	
11/11/2010	19.13	8.13	0	11.00	-0.93	--	--	--	--	--	--	--	--	Sampled Q1 and Q3 only
2/14/2011	19.13	6.78	0	12.35	1.35	--	580	ND<1.0	ND<1.0	ND<1.0	ND<2.0	--	1100	
MW-1AR														
5/28/2009	19.29	7.25	0	12.04	--	--	380	ND<0.50	ND<0.50	ND<0.50	ND<1.0	--	930	
9/14/2009	19.29	7.83	0	11.46	-0.58	--	480	ND<1.0	ND<1.0	ND<1.0	ND<2.0	--	890	
11/13/2009	19.29	8.07	0	11.22	-0.24	--	290	ND<0.50	ND<0.50	ND<0.50	ND<1.0	--	580	
2/5/2010	19.29	7.15	0	12.14	0.92	--	140	ND<0.50	ND<0.50	ND<0.50	ND<1.0	--	350	
6/7/2010	19.29	6.90	0	12.39	0.25	--	120	ND<0.50	ND<0.50	ND<0.50	ND<1.0	--	200	
8/3/2010	19.29	7.48	0	11.81	-0.58	--	ND<50	ND<0.50	ND<0.50	ND<0.50	ND<1.0	--	81	
11/11/2010	19.29	8.20	0	11.09	-0.72	--	ND<50	ND<0.50	ND<0.50	ND<0.50	ND<1.0	--	120	
2/14/2011	19.29	7.01	0	12.28	1.19	--	58	ND<0.50	ND<0.50	ND<0.50	ND<1.0	--	91	
MW-1BR														
5/28/2009	19.13	6.70	0	12.43	--	--	290	ND<0.50	ND<0.50	ND<0.50	ND<1.0	--	810	
9/14/2009	19.13	7.80	0	11.33	-1.10	--	450	ND<1.0	ND<1.0	ND<1.0	ND<2.0	--	680	
11/13/2009	19.13	7.88	0	11.25	-0.08	--	270	ND<0.50	ND<0.50	ND<0.50	ND<1.0	--	490	
2/5/2010	19.13	7.84	0	11.29	0.04	--	130	ND<0.50	ND<0.50	ND<0.50	ND<1.0	--	280	
6/7/2010	19.13	7.28	0	11.85	0.56	--	180	ND<0.50	ND<0.50	ND<0.50	ND<1.0	--	320	
8/3/2010	19.13	7.44	0	11.69	-0.16	--	ND<50	ND<0.50	ND<0.50	ND<0.50	ND<1.0	--	280	
11/11/2010	19.13	8.46	0	10.67	-1.02	--	75	ND<0.50	ND<0.50	ND<0.50	ND<1.0	--	230	
2/14/2011	19.13	6.96	0	12.17	1.50	--	80	ND<0.50	ND<0.50	ND<0.50	ND<1.0	--	140	

MW-2

**Table 2
CURRENT FLUID LEVELS AND SELECTED ANALYTICAL RESULTS**

**February 14, 2011
Former 76 Station 0843**

Date Sampled	TOC Elevation (feet)	Depth to Water (feet)	LPH Thickness (feet)	Ground-Water Elevation (feet)	Change in Elevation (feet)	TPH-G 8015 (µg/l)	TPH-G (GC/MS) (µg/l)	Benzene (µg/l)	Toluene (µg/l)	Ethyl-benzene (µg/l)	Total Xylenes (µg/l)	MTBE (8021B) (µg/l)	MTBE (8260B) (µg/l)	Comments
3/5/1999	15.57	--	0	--	--	34400	--	2070	7710	2340	8240	--	8460	
6/3/1999	15.57	5.96	0	9.61	--	51200	--	1820	7570	2510	7320	6460	8800	
9/2/1999	15.57	6.85	0	8.72	-0.89	17000	--	1000	3100	1400	3700	4000	3720	
12/14/1999	15.57	7.65	0	7.92	-0.80	83000	--	3000	22000	4500	17000	9100	11000	
3/14/2000	15.57	5.26	0	10.31	2.39	31000	--	1600	4600	2300	7300	5700	8700	
5/31/2000	15.57	5.60	0	9.97	-0.34	9970	--	598	1030	487	2060	2500	1670	
8/29/2000	15.57	6.35	0	9.22	-0.75	7900	--	390	1500	280	1900	1800	1300	
12/1/2000	15.57	7.06	0	8.51	-0.71	87500	--	1860	17400	5590	19400	6220	3790	
3/17/2001	15.57	5.98	0	9.59	1.08	4310	--	371	59.0	280	682	321	433	
5/23/2001	15.57	6.97	0	8.60	-0.99	45400	--	374	4490	2790	10900	ND	406	
9/24/2001	15.57	7.56	0	8.01	-0.59	76000	--	430	13000	4700	18000	ND<2000	480	
12/10/2001	15.57	6.52	0	9.05	1.04	82000	--	320	9100	4400	16000	ND<2500	270	
3/11/2002	15.57	5.51	0	10.06	1.01	14000	--	75	1400	1100	3600	ND<250	150	
6/7/2002	15.57	5.73	0	9.84	-0.22	14000	--	120	1200	1400	4700	540	200	
9/3/2002	15.57	6.81	0	8.76	-1.08	10000	--	150	1200	610	2800	510	460	
12/12/2002	15.57	--	--	--	--	--	--	--	--	--	--	--	--	troyed; Replaced with MW.
MW-2A														
12/12/2002	15.56	7.45	0	8.11	--	3400	--	80	260	210	1000	380	400	
3/13/2003	--	5.85	0	--	--	ND<50	--	ND<0.50	ND<0.50	ND<0.50	1.8	2.4	2.4	
6/12/2003	--	6.08	0	--	--	ND<50	--	0.59	0.69	ND<0.50	1.2	6.0	4.7	
9/12/2003	15.56	6.54	0	9.02	--	--	120	1.8	4.2	6.1	20	--	6.6	
12/31/2003	15.56	5.63	0	9.93	0.91	88	--	0.79	1.8	3.6	14	ND<5.0	2.9	
2/12/2004	15.56	5.68	0	9.88	-0.05	160	--	2.6	4.8	13	48	7.2	7.9	
6/7/2004	15.56	6.21	0	9.35	-0.53	94	--	0.80	1.2	2.1	9.1	4.5	3.7	
9/17/2004	15.56	7.16	0	8.40	-0.95	--	230	3.5	6.1	13	41	--	83	
12/11/2004	15.56	5.84	0	9.72	1.32	--	ND<50	ND<0.50	ND<0.50	ND<0.50	ND<1.0	--	1.2	
3/15/2005	15.56	5.52	0	10.04	0.32	--	92	0.84	1.7	2.4	9.8	--	ND<10	
5/17/2005	15.56	5.55	0	10.01	-0.03	--	54	2.1	1.7	1.9	7.0	--	2.9	
7/27/2005	15.56	6.16	0	9.40	-0.61	--	ND<50	0.66	1.1	1.3	4.2	--	3.7	
11/23/2005	15.56	6.88	0	8.68	-0.72	--	120	1.3	2.8	7.8	30	--	10	
2/24/2006	15.56	5.79	0	9.77	1.09	--	84	0.51	1.2	4.2	16	--	7.2	
5/30/2006	15.56	5.62	0	9.94	0.17	--	69	0.90	2.2	3.7	14	--	4.1	
8/30/2006	15.56	6.38	0	9.18	-0.76	--	77	ND<0.50	0.50	1.0	3.3	--	2.5	
11/22/2006	15.56	6.60	0	8.96	-0.22	--	ND<50	ND<0.50	ND<0.50	ND<0.50	2.2	--	0.59	

**Table 2
CURRENT FLUID LEVELS AND SELECTED ANALYTICAL RESULTS**

**February 14, 2011
Former 76 Station 0843**

Date Sampled	TOC Elevation (feet)	Depth to Water (feet)	LPH Thickness (feet)	Ground-Water Elevation (feet)	Change in Elevation (feet)	TPH-G 8015 (µg/l)	TPH-G (GC/MS) (µg/l)	Benzene (µg/l)	Toluene (µg/l)	Ethyl-benzene (µg/l)	Total Xylenes (µg/l)	MTBE (8021B) (µg/l)	MTBE (8260B) (µg/l)	Comments
2/23/2007	15.56	6.05	0	9.51	0.55	--	ND<50	ND<0.50	0.66	ND<0.50	1.1	--	0.72	
5/18/2007	15.56	6.29	0	9.27	-0.24	--	ND<50	ND<0.50	ND<0.50	0.68	1.6	--	0.81	
8/10/2007	15.56	6.90	0	8.66	-0.61	--	ND<50	ND<0.50	ND<0.50	1.6	3.9	--	ND<0.50	
11/9/2007	15.56	6.96	0	8.60	-0.06	--	ND<50	ND<0.50	ND<0.50	2.4	4.4	--	ND<0.50	
2/8/2008	15.56	5.76	0	9.80	1.20	--	ND<50	ND<0.50	ND<0.50	ND<0.50	ND<1.0	--	ND<0.50	
5/16/2008	15.56	6.50	0	9.06	-0.74	--	ND<50	ND<0.50	ND<0.50	0.56	1.2	--	ND<0.50	
8/15/2008	15.56	7.35	0	8.21	-0.85	--	78	ND<0.50	0.79	2.9	6.5	--	ND<0.50	
11/26/2008	15.56	8.12	0	7.44	-0.77	--	120	0.56	0.66	4.6	6.0	--	1.8	
2/24/2009	18.51	6.19	0	12.32	4.88	--	ND<50	ND<0.50	ND<0.50	ND<0.50	ND<1.0	--	ND<0.50	
MW-3														
3/5/1999	15.11	--	0	--	--	135	--	ND	ND	ND	4.84	--	2.46	
6/3/1999	15.11	5.57	0	9.54	--	ND	--	ND	ND	ND	ND	5.23	12.7	
9/2/1999	15.11	6.50	0	8.61	-0.93	ND	--	ND	ND	ND	ND	13	11	
12/14/1999	15.11	7.28	0	7.83	-0.78	ND	--	ND	ND	ND	ND	ND	--	
3/14/2000	15.11	4.87	0	10.24	2.41	ND	--	ND	ND	ND	ND	7.2	6.3	
5/31/2000	15.11	5.58	0	9.53	-0.71	ND	--	ND	ND	ND	ND	ND	--	
8/29/2000	15.11	6.06	0	9.05	-0.48	ND	--	ND	ND	ND	ND	ND	ND	
12/1/2000	15.11	6.76	0	8.35	-0.70	ND	--	ND	ND	ND	ND	ND	--	
3/17/2001	15.11	5.09	0	10.02	1.67	ND	--	ND	ND	ND	ND	ND	--	
5/23/2001	15.11	5.72	0	9.39	-0.63	ND	--	ND	ND	ND	ND	ND	--	
9/24/2001	15.11	6.34	0	8.77	-0.62	ND<50	--	ND<0.50	ND<0.50	ND<0.50	ND<0.50	ND<5.0	--	
12/10/2001	15.11	6.31	0	8.80	0.03	ND<50	--	ND<0.50	ND<0.50	ND<0.50	ND<0.50	ND<5.0	--	
3/11/2002	15.11	5.15	0	9.96	1.16	ND<50	--	ND<0.50	ND<0.50	ND<0.50	ND<0.50	ND<5.0	--	
6/7/2002	15.11	5.45	0	9.66	-0.30	ND<50	--	ND<0.50	ND<0.50	ND<0.50	ND<0.50	ND<2.5	--	
12/12/2002	15.11	7.15	0	7.96	-1.70	--	--	--	--	--	--	--	--	No longer sampled
3/13/2003	15.11	5.37	0	9.74	1.78	--	--	--	--	--	--	--	--	
6/12/2003	15.11	5.51	0	9.60	-0.14	--	--	--	--	--	--	--	--	
9/12/2003	15.11	6.03	0	9.08	-0.52	--	--	--	--	--	--	--	--	
12/31/2003	15.11	5.62	0	9.49	0.41	--	--	--	--	--	--	--	--	Monitored only
2/12/2004	15.11	5.51	0	9.60	0.11	--	--	--	--	--	--	--	--	Monitored only
6/7/2004	15.11	5.92	0	9.19	-0.41	--	--	--	--	--	--	--	--	Monitored only
9/17/2004	15.11	--	--	--	--	--	--	--	--	--	--	--	--	Unable to locate
12/11/2004	15.11	5.94	0	9.17	--	--	--	--	--	--	--	--	--	Sampled annually
3/11/2005	15.11	4.76	0	10.35	1.18	--	ND<50	ND<0.50	ND<0.50	ND<0.50	ND<1.0	--	ND<0.50	

Table 2
CURRENT FLUID LEVELS AND SELECTED ANALYTICAL RESULTS

February 14, 2011
Former 76 Station 0843

Date Sampled	TOC Elevation (feet)	Depth to Water (feet)	LPH Thickness (feet)	Ground-Water Elevation (feet)	Change in Elevation (feet)	TPH-G 8015 (µg/l)	TPH-G (GC/MS) (µg/l)	Benzene (µg/l)	Toluene (µg/l)	Ethyl-benzene (µg/l)	Total Xylenes (µg/l)	MTBE (8021B) (µg/l)	MTBE (8260B) (µg/l)	Comments
5/17/2005	15.11	5.23	0	9.88	-0.47	--	ND<0.50	ND<0.50	ND<0.50	ND<0.50	ND<1.0	--	ND<0.50	
7/27/2005	15.11	5.81	0	9.30	-0.58	--	ND<0.50	ND<0.50	ND<0.50	ND<0.50	ND<1.0	--	ND<0.50	
11/23/2005	15.11	6.60	0	8.51	-0.79	--	ND<0.50	ND<0.50	ND<0.50	ND<0.50	ND<1.0	--	ND<0.50	
2/24/2006	15.11	5.37	0	9.74	1.23	--	ND<0.50	ND<0.50	ND<0.50	ND<0.50	ND<1.0	--	2.2	
5/30/2006	15.11	5.08	0	10.03	0.29	--	ND<0.50	ND<0.50	ND<0.50	ND<0.50	ND<1.0	--	0.92	
8/30/2006	15.11	5.52	0	9.59	-0.44	--	ND<0.50	ND<0.50	ND<0.50	ND<0.50	ND<0.50	--	0.51	
11/22/2006	15.11	6.38	0	8.73	-0.86	--	ND<0.50	ND<0.50	ND<0.50	ND<0.50	ND<0.50	--	0.94	
2/23/2007	15.11	5.72	0	9.39	0.66	--	ND<0.50	ND<0.50	ND<0.50	ND<0.50	ND<0.50	--	0.61	
5/18/2007	15.11	5.94	0	9.17	-0.22	--	ND<0.50	ND<0.50	ND<0.50	ND<0.50	ND<0.50	--	1.1	
8/10/2007	15.11	7.64	0	7.47	-1.70	--	ND<0.50	ND<0.50	ND<0.50	ND<0.50	ND<0.50	--	ND<0.50	
11/9/2007	15.11	6.75	0	8.36	0.89	--	ND<0.50	ND<0.50	ND<0.50	ND<0.50	ND<0.50	--	1.1	
2/8/2008	15.11	5.39	0	9.72	1.36	--	ND<0.50	ND<0.50	ND<0.50	ND<0.50	ND<1.0	--	ND<0.50	
5/16/2008	15.11	6.17	0	8.94	-0.78	--	ND<0.50	ND<0.50	ND<0.50	ND<0.50	ND<1.0	--	1.2	
8/15/2008	15.11	7.01	0	8.10	-0.84	--	ND<0.50	ND<0.50	ND<0.50	ND<0.50	ND<1.0	--	1.3	
11/26/2008	15.11	7.73	0	7.38	-0.72	--	ND<0.50	ND<0.50	ND<0.50	ND<0.50	ND<1.0	--	2.8	
2/24/2009	18.05	5.98	0	12.07	4.69	--	ND<0.50	ND<0.50	ND<0.50	ND<0.50	ND<1.0	--	1.9	
5/28/2009	18.05	5.64	0	12.41	0.34	--	ND<0.50	ND<0.50	ND<0.50	ND<0.50	ND<1.0	--	ND<0.50	
9/14/2009	18.05	6.88	0	11.17	-1.24	--	ND<0.50	ND<0.50	ND<0.50	ND<0.50	ND<1.0	--	ND<0.50	
11/13/2009	18.05	7.02	0	11.03	-0.14	--	--	--	--	--	--	--	--	Sampled Q1 and Q3 only
2/5/2010	18.05	6.02	0	12.03	1.00	--	ND<0.50	ND<0.50	ND<0.50	ND<0.50	ND<1.0	--	1.9	
6/7/2010	18.05	5.92	0	12.13	0.10	--	--	--	--	--	--	--	--	Sampled Q1 and Q3 only
8/3/2010	18.05	6.47	0	11.58	-0.55	--	ND<0.50	ND<0.50	ND<0.50	ND<0.50	ND<1.0	--	0.78	
11/11/2010	18.05	7.40	0	10.65	-0.93	--	--	--	--	--	--	--	--	Sampled Q1 and Q3 only
2/14/2011	18.05	6.04	0	12.01	1.36	--	ND<0.50	ND<0.50	ND<0.50	ND<0.50	ND<1.0	--	45	
MW-4														
3/5/1999	15.17	--	0	--	--	ND	--	ND	ND	ND	2.44	--	25.2	
6/3/1999	15.17	5.45	0	9.72	--	ND	--	ND	ND	ND	ND	ND	3.96	
9/2/1999	15.17	6.48	0	8.69	-1.03	ND	--	ND	ND	ND	ND	23	27	
12/14/1999	15.17	7.27	0	7.90	-0.79	ND	--	ND	ND	ND	ND	200	270	
3/14/2000	15.17	4.67	0	10.50	2.60	ND	--	ND	ND	ND	ND	46	49	
5/31/2000	15.17	5.48	0	9.69	-0.81	ND	--	ND	ND	ND	ND	ND	--	
8/29/2000	15.17	6.10	0	9.07	-0.62	ND	--	ND	ND	ND	ND	6.1	3.2	
12/1/2000	15.17	6.79	0	8.38	-0.69	ND	--	ND	ND	ND	ND	152	101	
3/17/2001	15.17	5.01	0	10.16	1.78	ND	--	ND	ND	ND	ND	ND	--	

Table 2
CURRENT FLUID LEVELS AND SELECTED ANALYTICAL RESULTS

February 14, 2011
Former 76 Station 0843

Date Sampled	TOC Elevation (feet)	Depth to Water (feet)	LPH Thickness (feet)	Ground-Water Elevation (feet)	Change in Elevation (feet)	TPH-G 8015 (µg/l)	TPH-G (GC/MS) (µg/l)	Benzene (µg/l)	Toluene (µg/l)	Ethyl-benzene (µg/l)	Total Xylenes (µg/l)	MTBE (8021B) (µg/l)	MTBE (8260B) (µg/l)	Comments
5/23/2001	15.17	5.78	0	9.39	-0.77	ND	--	ND	ND	ND	ND	ND	--	
9/24/2001	15.17	6.42	0	8.75	-0.64	ND<50	--	ND<0.50	ND<0.50	ND<0.50	ND<0.50	ND<5.0	--	
12/10/2001	15.17	6.41	0	8.76	0.01	ND<50	--	ND<0.50	ND<0.50	ND<0.50	ND<0.50	1700	1300	
3/11/2002	15.17	5.05	0	10.12	1.36	ND<50	--	ND<0.50	ND<0.50	ND<0.50	ND<0.50	ND<5.0	--	
6/7/2002	15.17	5.42	0	9.75	-0.37	ND<50	--	ND<0.50	ND<0.50	ND<0.50	ND<0.50	ND<2.5	--	
9/3/2002	15.17	6.50	0	8.67	-1.08	ND<50	--	ND<0.50	ND<0.50	ND<0.50	ND<0.50	ND<2.5	--	
12/12/2002	15.17	7.18	0	7.99	-0.68	ND<50	--	ND<0.50	ND<0.50	ND<0.50	ND<0.50	2.9	3.3	
3/13/2003	15.17	5.42	0	9.75	1.76	ND<50	--	ND<0.50	ND<0.50	ND<0.50	ND<0.50	ND<2.0	--	
6/12/2003	15.17	5.60	0	9.57	-0.18	ND<50	--	ND<0.50	ND<0.50	ND<0.50	ND<0.50	ND<2.0	--	
9/12/2003	15.17	6.07	0	9.10	-0.47	--	ND<50	ND<0.50	ND<0.50	ND<0.50	ND<1.0	--	ND<2.0	
12/31/2003	15.17	5.63	0	9.54	0.44	750	--	ND<5.0	ND<5.0	ND<5.0	ND<5.0	790	--	
2/12/2004	15.17	5.26	0	9.91	0.37	ND<50	--	ND<0.50	ND<0.50	ND<0.50	ND<0.50	ND<5.0	--	
6/7/2004	15.17	5.82	0	9.35	-0.56	ND<50	--	ND<0.3	ND<0.3	ND<0.3	ND<0.6	ND<1	--	
9/17/2004	15.17	6.86	0	8.31	-1.04	--	56	ND<0.50	ND<0.50	ND<0.50	ND<1.0	--	10	
12/11/2004	15.17	6.01	0	9.16	0.85	--	350	ND<2.5	ND<2.5	ND<2.5	ND<5.0	--	380	
3/11/2005	15.17	4.61	0	10.56	1.40	--	ND<50	ND<0.50	ND<0.50	ND<0.50	ND<1.0	--	ND<0.50	
5/17/2005	15.17	4.93	0	10.24	-0.32	--	ND<50	ND<0.50	ND<0.50	ND<0.50	ND<1.0	--	ND<0.50	
7/27/2005	15.17	5.74	0	9.43	-0.81	--	ND<50	ND<0.50	ND<0.50	ND<0.50	ND<1.0	--	ND<0.50	
11/23/2005	15.17	6.59	0	8.58	-0.85	--	ND<50	ND<0.50	ND<0.50	ND<0.50	ND<1.0	--	23	
2/24/2006	15.17	5.19	0	9.98	1.40	--	ND<50	ND<0.50	ND<0.50	ND<0.50	ND<1.0	--	4.7	
5/30/2006	15.17	5.07	0	10.10	0.12	--	ND<50	ND<0.50	ND<0.50	ND<0.50	ND<1.0	--	ND<0.50	
8/30/2006	15.17	6.02	0	9.15	-0.95	--	ND<50	ND<0.50	ND<0.50	ND<0.50	ND<0.50	--	ND<0.50	
11/22/2006	15.17	6.37	0	8.80	-0.35	--	ND<50	ND<0.50	ND<0.50	ND<0.50	ND<0.50	--	16	
2/23/2007	15.17	5.61	0	9.56	0.76	--	ND<50	ND<0.50	ND<0.50	ND<0.50	ND<0.50	--	ND<0.50	
5/18/2007	15.17	5.87	0	9.30	-0.26	--	ND<50	ND<0.50	ND<0.50	ND<0.50	ND<0.50	--	ND<0.50	
8/10/2007	15.17	7.49	0	7.68	-1.62	--	ND<50	ND<0.50	ND<0.50	ND<0.50	ND<0.50	--	ND<0.50	
11/9/2007	15.17	6.77	0	8.40	0.72	--	50	ND<0.50	ND<0.50	ND<0.50	ND<0.50	--	39	
2/8/2008	15.17	5.10	0	10.07	1.67	--	ND<50	ND<0.50	ND<0.50	ND<0.50	ND<1.0	--	ND<0.50	
5/16/2008	15.17	6.06	0	9.11	-0.96	--	ND<50	ND<0.50	ND<0.50	ND<0.50	ND<1.0	--	ND<0.50	
8/15/2008	15.17	6.91	0	8.26	-0.85	--	ND<50	ND<0.50	ND<0.50	ND<0.50	1.1	--	ND<0.50	
11/26/2008	15.17	7.71	0	7.46	-0.80	--	55	ND<0.50	ND<0.50	ND<0.50	ND<1.0	--	11	
2/24/2009	18.14	5.96	0	12.18	4.72	--	ND<50	ND<0.50	ND<0.50	ND<0.50	ND<1.0	--	1.8	
5/28/2009	18.14	5.70	0	12.44	0.26	--	ND<50	ND<0.50	ND<0.50	ND<0.50	ND<1.0	--	ND<0.50	
9/14/2009	18.14	6.76	0	11.38	-1.06	--	ND<50	ND<0.50	ND<0.50	ND<0.50	ND<1.0	--	ND<0.50	

Table 2
CURRENT FLUID LEVELS AND SELECTED ANALYTICAL RESULTS

February 14, 2011
Former 76 Station 0843

Date Sampled	TOC Elevation (feet)	Depth to Water (feet)	LPH Thickness (feet)	Ground-Water Elevation (feet)	Change in Elevation (feet)	TPH-G 8015 (µg/l)	TPH-G (GC/MS) (µg/l)	Benzene (µg/l)	Toluene (µg/l)	Ethyl-benzene (µg/l)	Total Xylenes (µg/l)	MTBE (8021B) (µg/l)	MTBE (8260B) (µg/l)	Comments	
11/13/2009	18.14	6.97	0	11.17	-0.21	--	--	--	--	--	--	--	--	Sampled Q1 and Q3 only	
2/5/2010	18.14	5.55	0	12.59	1.42	--	ND<50	ND<0.50	ND<0.50	ND<0.50	ND<1.0	--	0.91		
6/7/2010	18.14	5.78	0	12.36	-0.23	--	--	--	--	--	--	--	--		Sampled Q1 and Q3 only
8/3/2010	18.14	6.47	0	11.67	-0.69	--	ND<50	ND<0.50	ND<0.50	ND<0.50	ND<1.0	--	ND<0.50		
11/11/2010	18.14	7.42	0	10.72	-0.95	--	--	--	--	--	--	--	--		Sampled Q1 and Q3 only
2/14/2011	18.14	5.94	0	12.20	1.48	--	ND<50	ND<0.50	ND<0.50	ND<0.50	ND<1.0	--	ND<0.50		
MW-5															
12/14/1999	13.34	6.45	0	6.89	--	ND	--	ND	ND	ND	ND	3.5	3.8		
3/14/2000	13.34	4.46	0	8.88	1.99	ND	--	ND	ND	ND	ND	ND	--		
5/31/2000	13.34	5.18	0	8.16	-0.72	ND	--	ND	ND	ND	ND	ND	--		
8/29/2000	13.34	5.46	0	7.88	-0.28	ND	--	ND	ND	ND	ND	ND	--		
12/1/2000	13.34	5.95	0	7.39	-0.49	ND	--	ND	ND	ND	ND	ND	--		
3/17/2001	13.34	5.36	0	7.98	0.59	ND	--	ND	ND	ND	ND	ND	--		
5/23/2001	13.34	5.09	0	8.25	0.27	ND	--	ND	ND	ND	ND	ND	--		
9/24/2001	13.34	5.58	0	7.76	-0.49	ND<50	--	ND<0.50	ND<0.50	ND<0.50	ND<0.50	ND<5.0	--		
12/10/2001	13.34	5.51	0	7.83	0.07	ND<50	--	ND<0.50	ND<0.50	ND<0.50	ND<0.50	ND<5.0	--		
3/11/2002	13.34	4.70	0	8.64	0.81	ND<50	--	ND<0.50	ND<0.50	ND<0.50	ND<0.50	ND<5.0	--		
6/7/2002	13.34	--	--	--	--	--	--	--	--	--	--	--	--	Paved over	
9/3/2002	13.34	--	--	--	--	--	--	--	--	--	--	--	--	Paved over	
12/12/2002	13.34	6.42	0	6.92	--	ND<50	--	ND<0.50	ND<0.50	ND<0.50	ND<0.50	ND<2.0	--		
3/13/2003	13.34	5.12	0	8.22	1.30	ND<50	--	ND<0.50	0.54	ND<0.50	ND<0.50	ND<2.0	--		
6/12/2003	13.34	5.24	0	8.10	-0.12	ND<50	--	ND<0.50	ND<0.50	ND<0.50	ND<0.50	ND<2.0	--		
9/12/2003	13.34	5.53	0	7.81	-0.29	--	ND<50	ND<0.50	ND<0.50	ND<0.50	ND<1.0	--	ND<2.0		
12/31/2003	13.34	5.11	0	8.23	0.42	ND<50	--	ND<0.50	ND<0.50	ND<0.50	ND<0.50	ND<5.0	--		
2/12/2004	13.34	5.02	0	8.32	0.09	ND<50	--	ND<0.50	ND<0.50	ND<0.50	ND<0.50	ND<5.0	--		
6/7/2004	13.34	5.35	0	7.99	-0.33	ND<50	--	ND<0.3	ND<0.3	ND<0.3	ND<0.6	ND<1	--		
9/17/2004	13.34	6.10	0	7.24	-0.75	--	--	--	--	--	--	--	--	Sampled annually	
12/11/2004	13.34	5.53	0	7.81	0.57	--	--	--	--	--	--	--	--	Sampled annually	
3/11/2005	13.34	4.96	0	8.38	0.57	--	ND<50	ND<0.50	ND<0.50	ND<0.50	ND<1.0	--	ND<0.50		
5/17/2005	13.34	5.04	0	8.30	-0.08	--	ND<50	ND<0.50	ND<0.50	ND<0.50	ND<1.0	--	ND<0.50		
7/27/2005	13.34	5.31	0	8.03	-0.27	--	ND<50	ND<0.50	ND<0.50	ND<0.50	ND<1.0	--	ND<0.50		
11/23/2005	13.34	5.86	0	7.48	-0.55	--	ND<50	ND<0.50	ND<0.50	ND<0.50	ND<1.0	--	ND<0.50		
2/24/2006	13.34	5.08	0	8.26	0.78	--	ND<50	ND<0.50	ND<0.50	ND<0.50	ND<1.0	--	ND<0.50		
5/30/2006	13.34	5.01	0	8.33	0.07	--	ND<50	ND<0.50	ND<0.50	ND<0.50	ND<1.0	--	ND<0.50		

Table 2
CURRENT FLUID LEVELS AND SELECTED ANALYTICAL RESULTS

February 14, 2011
Former 76 Station 0843

Date Sampled	TOC Elevation (feet)	Depth to Water (feet)	LPH Thickness (feet)	Ground-Water Elevation (feet)	Change in Elevation (feet)	TPH-G 8015 (µg/l)	TPH-G (GC/MS) (µg/l)	Benzene (µg/l)	Toluene (µg/l)	Ethyl-benzene (µg/l)	Total Xylenes (µg/l)	MTBE (8021B) (µg/l)	MTBE (8260B) (µg/l)	Comments
8/30/2006	13.34	5.65	0	7.69	-0.64	--	ND<0.50	ND<0.50	ND<0.50	ND<0.50	ND<0.50	--	ND<0.50	
11/22/2006	13.34	5.82	0	7.52	-0.17	--	ND<0.50	ND<0.50	ND<0.50	ND<0.50	ND<0.50	--	ND<0.50	
2/23/2007	13.34	4.47	0	8.87	1.35	--	ND<0.50	ND<0.50	ND<0.50	ND<0.50	0.53	--	ND<0.50	
5/18/2007	13.34	5.51	0	7.83	-1.04	--	ND<0.50	ND<0.50	ND<0.50	ND<0.50	ND<0.50	--	ND<0.50	
8/10/2007	13.34	6.05	0	7.29	-0.54	--	ND<0.50	ND<0.50	ND<0.50	ND<0.50	ND<0.50	--	ND<0.50	
11/9/2007	13.34	6.10	0	7.24	-0.05	--	ND<0.50	ND<0.50	ND<0.50	ND<0.50	ND<0.50	--	ND<0.50	
2/8/2008	13.34	5.06	0	8.28	1.04	--	ND<0.50	ND<0.50	ND<0.50	ND<0.50	ND<1.0	--	ND<0.50	
5/16/2008	13.34	5.69	0	7.65	-0.63	--	ND<0.50	ND<0.50	ND<0.50	ND<0.50	ND<1.0	--	ND<0.50	
8/15/2008	13.34	6.35	0	6.99	-0.66	--	ND<0.50	ND<0.50	ND<0.50	ND<0.50	ND<1.0	--	ND<0.50	
11/26/2008	13.34	6.82	0	6.52	-0.47	--	ND<0.50	ND<0.50	ND<0.50	ND<0.50	ND<1.0	--	ND<0.50	
2/24/2009	16.45	5.10	0	11.35	4.83	--	ND<0.50	ND<0.50	ND<0.50	ND<0.50	ND<1.0	--	ND<0.50	
5/28/2009	16.45	5.12	0	11.33	-0.02	--	ND<0.50	ND<0.50	ND<0.50	ND<0.50	ND<1.0	--	ND<0.50	
9/14/2009	16.45	6.29	0	10.16	-1.17	--	ND<0.50	ND<0.50	ND<0.50	ND<0.50	ND<1.0	--	ND<0.50	
11/13/2009	16.45	6.23	0	10.22	0.06	--	--	--	--	--	--	--	--	Sampled Q1 and Q3 only
2/5/2010	16.45	5.38	0	11.07	0.85	--	ND<0.50	ND<0.50	ND<0.50	ND<0.50	ND<1.0	--	ND<0.50	
6/7/2010	16.45	5.39	0	11.06	-0.01	--	--	--	--	--	--	--	--	Sampled Q1 and Q3 only
8/3/2010	16.45	5.89	0	10.56	-0.50	--	ND<0.50	ND<0.50	ND<0.50	ND<0.50	ND<1.0	--	ND<0.50	
11/11/2010	16.45	6.36	0	10.09	-0.47	--	--	--	--	--	--	--	--	Sampled Q1 and Q3 only
2/14/2011	16.45	5.49	0	10.96	0.87	--	ND<0.50	ND<0.50	ND<0.50	ND<0.50	ND<1.0	--	ND<0.50	
MW-6														
12/14/1999	14.08	6.64	0	7.44	--	ND	--	ND	ND	ND	ND	11000	18000	
3/14/2000	14.08	4.72	0	9.36	1.92	ND	--	ND	ND	ND	ND	19000	21000	
5/31/2000	14.08	5.28	0	8.80	-0.56	ND	--	ND	ND	ND	ND	13200	--	
8/29/2000	14.08	5.39	0	8.69	-0.11	ND	--	ND	ND	ND	ND	270	400	
12/1/2000	14.08	6.11	0	7.97	-0.72	ND	--	ND	ND	ND	ND	6330	3640	
3/17/2001	14.08	6.02	0	8.06	0.09	18700	--	2950	989	1040	3000	10200	11500	
5/23/2001	14.08	5.82	0	8.26	0.20	ND	--	ND	ND	ND	ND	4660	--	
9/24/2001	14.08	6.59	0	7.49	-0.77	ND<0.50	--	ND<0.50	ND<0.50	ND<0.50	ND<0.50	160	190	
12/10/2001	14.08	6.50	0	7.58	0.09	ND<0.50	--	ND<0.50	ND<0.50	ND<0.50	ND<0.50	3200	2400	
3/11/2002	14.08	4.81	0	9.27	1.69	ND<0.50	--	ND<0.50	ND<0.50	ND<0.50	ND<0.50	92	120	
6/7/2002	14.08	--	--	--	--	--	--	--	--	--	--	--	--	Paved over
9/3/2002	14.08	--	--	--	--	--	--	--	--	--	--	--	--	Paved over
12/12/2002	14.08	6.51	0	7.57	--	590	--	ND<0.50	ND<0.50	ND<0.50	ND<0.50	1500	6200	
3/13/2003	14.08	5.20	0	8.88	1.31	--	--	--	--	--	--	--	5100	

Table 2
CURRENT FLUID LEVELS AND SELECTED ANALYTICAL RESULTS

February 14, 2011
Former 76 Station 0843

Date Sampled	TOC Elevation (feet)	Depth to Water (feet)	LPH Thickness (feet)	Ground-Water Elevation (feet)	Change in Elevation (feet)	TPH-G 8015 (µg/l)	TPH-G (GC/MS) (µg/l)	Benzene (µg/l)	Toluene (µg/l)	Ethyl-benzene (µg/l)	Total Xylenes (µg/l)	MTBE (8021B) (µg/l)	MTBE (8260B) (µg/l)	Comments
3/13/2003	14.08	5.20	0	8.88	1.31	1600	--	ND<5.0	ND<5.0	ND<5.0	ND<5.0	4900	4100	
6/12/2003	14.08	5.38	0	8.70	-0.18	1600	--	ND<10	ND<10	ND<10	ND<10	5200	3700	
9/12/2003	14.08	6.29	0	7.79	-0.91	--	ND<250	ND<2.5	ND<2.5	ND<2.5	ND<5.0	--	310	
12/31/2003	14.08	5.38	0	8.70	0.91	3300	--	ND<25	ND<25	ND<25	ND<25	3800	--	
2/12/2004	14.08	5.06	0	9.02	0.32	1100	--	ND<10	ND<10	ND<10	ND<10	1900	2800	
6/7/2004	14.08	5.45	0	8.63	-0.39	2500	--	ND<3	ND<3	ND<3	ND<6	3200	2900	
9/17/2004	14.08	6.20	0	7.88	-0.75	--	1300	ND<10	ND<10	ND<10	ND<20	--	2000	
12/11/2004	14.08	5.60	0	8.48	0.60	--	1800	ND<10	ND<10	ND<10	ND<20	--	2700	
3/11/2005	14.08	4.71	0	9.37	0.89	--	ND<1000	ND<10	ND<10	ND<10	ND<20	--	2500	
5/17/2005	14.08	4.98	0	9.10	-0.27	--	ND<1000	ND<0.50	ND<0.50	ND<0.50	ND<1.0	--	2200	
7/27/2005	14.08	5.48	0	8.60	-0.50	--	ND<1000	ND<0.50	ND<0.50	ND<0.50	ND<1.0	--	1100	
11/23/2005	14.08	6.01	0	8.07	-0.53	--	590	ND<0.50	ND<0.50	ND<0.50	ND<1.0	--	1700	
2/24/2006	14.08	5.12	0	8.96	0.89	--	400	ND<0.50	ND<0.50	ND<0.50	ND<1.0	--	990	
5/30/2006	14.08	5.04	0	9.04	0.08	--	ND<1200	ND<12	ND<12	ND<12	ND<25	--	560	
8/30/2006	14.08	7.01	0	7.07	-1.97	--	930	ND<5.0	ND<5.0	ND<5.0	ND<5.0	--	820	
11/22/2006	14.08	6.16	0	7.92	0.85	--	690	ND<5.0	ND<5.0	ND<5.0	ND<5.0	--	620	
2/23/2007	14.08	5.44	0	8.64	0.72	--	190	ND<0.50	ND<0.50	ND<0.50	ND<0.50	--	410	
5/18/2007	14.08	5.63	0	8.45	-0.19	--	390	ND<0.50	ND<0.50	ND<0.50	ND<0.50	--	620	
8/10/2007	14.08	6.71	0	7.37	-1.08	--	390	ND<0.50	ND<0.50	ND<0.50	ND<0.50	--	660	
11/9/2007	14.08	6.17	0	7.91	0.54	--	580	ND<0.50	ND<0.50	ND<0.50	ND<0.50	--	820	
2/8/2008	14.08	5.20	0	8.88	0.97	--	360	ND<0.50	ND<0.50	ND<0.50	ND<1.0	--	570	
5/16/2008	14.08	5.70	0	8.38	-0.50	--	200	ND<0.50	ND<0.50	ND<0.50	ND<1.0	--	480	
8/15/2008	14.08	6.46	0	7.62	-0.76	--	160	ND<0.50	ND<0.50	ND<0.50	ND<1.0	--	450	
11/26/2008	14.08	7.01	0	7.07	-0.55	--	300	ND<0.50	ND<0.50	ND<0.50	ND<1.0	--	400	
2/24/2009	16.97	5.20	0	11.77	4.70	--	250	ND<0.50	ND<0.50	ND<0.50	ND<1.0	--	450	
5/28/2009	16.97	5.26	0	11.71	-0.06	--	74	ND<0.50	ND<0.50	ND<0.50	ND<1.0	--	290	
9/14/2009	16.97	6.30	0	10.67	-1.04	--	230	ND<0.50	ND<0.50	ND<0.50	ND<1.0	--	310	
11/13/2009	16.97	6.40	0	10.57	-0.10	--	--	--	--	--	--	--	--	Sampled Q1 and Q3 only
2/5/2010	16.97	5.89	0	11.08	0.51	--	130	ND<0.50	ND<0.50	ND<0.50	ND<1.0	--	310	
6/7/2010	16.97	5.52	0	11.45	0.37	--	--	--	--	--	--	--	--	Sampled Q1 and Q3 only
8/3/2010	16.97	5.96	0	11.01	-0.44	--	71	ND<0.50	ND<0.50	ND<0.50	ND<1.0	--	180	
11/11/2010	16.97	6.54	0	10.43	-0.58	--	--	--	--	--	--	--	--	Sampled Q1 and Q3 only
2/14/2011	16.97	5.63	0	11.34	0.91	--	110	ND<0.50	ND<0.50	ND<0.50	ND<1.0	--	180	

MW-7

Table 2
CURRENT FLUID LEVELS AND SELECTED ANALYTICAL RESULTS

February 14, 2011
Former 76 Station 0843

Date Sampled	TOC Elevation (feet)	Depth to Water (feet)	LPH Thickness (feet)	Ground-Water Elevation (feet)	Change in Elevation (feet)	TPH-G 8015 (µg/l)	TPH-G (GC/MS) (µg/l)	Benzene (µg/l)	Toluene (µg/l)	Ethyl-benzene (µg/l)	Total Xylenes (µg/l)	MTBE (8021B) (µg/l)	MTBE (8260B) (µg/l)	Comments
5/28/2009	17.81	8.29	0	9.52	--	--	1100	ND<0.50	ND<0.50	1.4	7.1	--	15000	
9/14/2009	17.81	6.77	0	11.04	1.52	--	7900	ND<25	ND<25	ND<25	ND<50	--	15000	
11/13/2009	17.81	6.78	0	11.03	-0.01	--	5700	ND<10	ND<10	ND<10	ND<20	--	13000	
2/5/2010	17.81	8.50	0	9.31	-1.72	--	4300	ND<12	ND<12	ND<12	ND<25	--	12000	
6/7/2010	17.81	5.74	0	12.07	2.76	--	7100	ND<12	ND<12	ND<12	ND<25	--	16000	
8/3/2010	17.81	6.36	0	11.45	-0.62	--	1600	ND<10	ND<10	ND<10	ND<20	--	12000	
11/11/2010	17.81	7.23	0	10.58	-0.87	--	2600	ND<5.0	ND<5.0	ND<5.0	ND<10	--	13000	
2/14/2011	17.81	6.33	0	11.48	0.90	--	7900	ND<50	ND<50	ND<50	ND<100	--	13000	
MW-8														
5/28/2009	18.13	7.42	0	10.71	--	--	850	ND<0.50	ND<0.50	ND<0.50	ND<1.0	--	12000	
9/14/2009	18.13	6.97	0	11.16	0.45	--	3500	ND<25	ND<25	ND<25	ND<50	--	5600	
11/13/2009	18.13	7.11	0	11.02	-0.14	--	3200	ND<5.0	ND<5.0	ND<5.0	ND<10	--	6700	
2/5/2010	18.13	7.38	0	10.75	-0.27	--	2400	ND<10	ND<10	ND<10	ND<20	--	6300	
6/7/2010	18.13	6.07	0	12.06	1.31	--	4200	ND<10	ND<10	ND<10	ND<20	--	9000	
8/3/2010	18.13	6.56	0	11.57	-0.49	--	1200	ND<5.0	ND<5.0	ND<5.0	ND<10	--	5600	
11/11/2010	18.13	7.60	0	10.53	-1.04	--	ND<5000	ND<50	ND<50	ND<50	ND<100	--	4900	
2/14/2011	18.13	6.22	0	11.91	1.38	--	3900	ND<25	ND<25	ND<25	ND<50	--	7100	
MW-9														
5/28/2009	18.75	6.24	0	12.51	--	--	1200	ND<0.50	ND<0.50	0.75	15	--	13000	
9/14/2009	18.75	7.36	0	11.39	-1.12	--	280	ND<0.50	ND<0.50	ND<0.50	ND<1.0	--	390	
11/13/2009	18.75	7.56	0	11.19	-0.20	--	170	ND<0.50	ND<0.50	ND<0.50	ND<1.0	--	280	
2/5/2010	18.75	6.70	0	12.05	0.86	--	100	ND<0.50	ND<0.50	ND<0.50	ND<1.0	--	190	
6/7/2010	18.75	6.59	0	12.16	0.11	--	ND<50	ND<0.50	ND<0.50	ND<0.50	ND<1.0	--	66	
8/3/2010	18.75	7.00	0	11.75	-0.41	--	ND<50	ND<0.50	ND<0.50	ND<0.50	ND<1.0	--	99	
11/11/2010	18.75	8.02	0	10.73	-1.02	--	83	ND<0.50	ND<0.50	ND<0.50	ND<1.0	--	270	
2/14/2011	18.75	6.69	0	12.06	1.33	--	170	ND<0.50	ND<0.50	ND<0.50	ND<1.0	--	320	
MW-10														
5/28/2009	18.84	6.69	0	12.15	--	--	700	ND<0.50	ND<0.50	ND<0.50	ND<1.0	--	3500	
9/14/2009	18.84	7.50	0	11.34	-0.81	--	3300	ND<6.2	ND<6.2	ND<6.2	ND<12	--	4900	
11/13/2009	18.84	7.70	0	11.14	-0.20	--	1500	ND<2.5	ND<2.5	ND<2.5	ND<5.0	--	3300	
2/5/2010	18.84	6.66	0	12.18	1.04	--	110	ND<0.50	ND<0.50	ND<0.50	ND<1.0	--	260	
6/7/2010	18.84	6.56	0	12.28	0.10	--	ND<50	ND<0.50	ND<0.50	ND<0.50	ND<1.0	--	7.9	
8/3/2010	18.84	7.14	0	11.70	-0.58	--	ND<50	ND<0.50	ND<0.50	ND<0.50	ND<1.0	--	2.3	
11/11/2010	18.84	8.16	0	10.68	-1.02	--	ND<50	ND<0.50	ND<0.50	ND<0.50	ND<1.0	--	1.6	
2/14/2011	18.84	6.71	0	12.13	1.45	--	ND<50	ND<0.50	ND<0.50	ND<0.50	ND<1.0	--	1.9	

**Table 2
CURRENT FLUID LEVELS AND SELECTED ANALYTICAL RESULTS**

**February 14, 2011
Former 76 Station 0843**

Date Sampled	TOC Elevation (feet)	Depth to Water (feet)	LPH Thickness (feet)	Ground-Water Elevation (feet)	Change in Elevation (feet)	TPH-G 8015 (µg/l)	TPH-G (GC/MS) (µg/l)	Benzene (µg/l)	Toluene (µg/l)	Ethyl-benzene (µg/l)	Total Xylenes (µg/l)	MTBE (8021B) (µg/l)	MTBE (8260B) (µg/l)	Comments
MW-11														
5/28/2009	18.72	6.18	0	12.54	--	--	920	ND<0.50	ND<0.50	ND<0.50	ND<1.0	--	15000	
9/14/2009	18.72	7.45	0	11.27	-1.27	--	11000	ND<25	ND<25	ND<25	ND<50	--	18000	
11/13/2009	18.72	7.51	0	11.21	-0.06	--	6200	ND<10	ND<10	ND<10	ND<20	--	13000	
2/5/2010	18.72	7.50	0	11.22	0.01	--	4500	ND<12	ND<12	ND<12	ND<25	--	13000	
6/7/2010	18.72	6.36	0	12.36	1.14	--	4300	ND<10	ND<10	ND<10	ND<20	--	9500	
8/3/2010	18.72	6.90	0	11.82	-0.54	--	1400	ND<5.0	ND<5.0	ND<5.0	ND<10	--	6000	
11/11/2010	18.72	8.00	0	10.72	-1.10	--	1600	ND<5.0	ND<5.0	ND<5.0	ND<10	--	6100	
2/14/2011	18.72	6.52	0	12.20	1.48	--	3500	ND<6.2	ND<6.2	ND<6.2	ND<12	--	7400	

Table 2a
ADDITIONAL CURRENT ANALYTICAL RESULTS

Former 76 Station 0843

Date Sampled	TBA (µg/l)	Ethanol (8260B) (µg/l)	Ethylene- dibromide (EDB) (µg/l)	EDB (504) (µg/l)	1,2-DCA (EDC) (µg/l)	DIPE (µg/l)	ETBE (µg/l)	TAME (µg/l)	Carbon (organic, total) (mg/l)	Chromium VI (µg/l)	Chromium (total) (µg/l)	Chromium (dissolved) (µg/l)	Comments
MW-1													
9/2/1999	ND	ND	--	--	--	ND	ND	ND	--	--	--	--	
3/15/2005	ND<5.0	ND<50	--	--	--	ND<0.50	ND<0.50	ND<0.50	--	--	--	--	
2/24/2006	62	ND<250	--	--	--	ND<0.50	ND<0.50	5.5	--	--	--	--	
11/22/2006	74	ND<250	--	--	--	ND<0.50	ND<0.50	0.51	--	--	--	--	
2/23/2007	ND<100	ND<2500	--	--	--	ND<5.0	ND<5.0	ND<5.0	--	--	--	--	
5/18/2007	ND<100	ND<2500	--	--	--	ND<5.0	ND<5.0	ND<5.0	--	--	--	--	
8/10/2007	ND<500	ND<12000	--	--	--	ND<25	ND<25	ND<25	--	--	--	--	
11/9/2007	ND<500	ND<12000	--	--	--	ND<25	ND<25	ND<25	--	--	--	--	
2/8/2008	ND<100	ND<2500	--	--	--	ND<5.0	ND<5.0	ND<5.0	--	--	--	--	
5/16/2008	ND<250	ND<6200	--	--	--	ND<12	ND<12	ND<12	--	--	--	--	
8/15/2008	ND<100	ND<2500	--	--	--	ND<5.0	ND<5.0	ND<5.0	--	--	--	--	
11/26/2008	ND<10	ND<250	--	--	--	ND<0.50	ND<0.50	ND<0.50	--	--	--	--	
2/24/2009	ND<10	ND<250	--	--	--	ND<0.50	ND<0.50	2.5	1.3	--	--	--	
5/28/2009	ND<200	ND<5000	ND<10	--	ND<10	ND<10	ND<10	ND<10	1.8	2.0	87	--	
9/14/2009	ND<100	ND<2500	--	--	--	ND<5.0	ND<5.0	ND<5.0	1.4	2.2	220	--	
2/5/2010	ND<250	ND<6200	ND<12	--	ND<12	ND<12	ND<12	ND<12	--	--	--	--	
8/3/2010	140	ND<500	ND<1.0	--	ND<1.0	ND<1.0	ND<1.0	ND<1.0	1.5	ND<2.0	70	ND<10	
2/14/2011	99	ND<500	ND<1.0	--	ND<1.0	ND<1.0	ND<1.0	ND<1.0	1.6	2.7	91	ND<10	
MW-1AR													
5/28/2009	ND<10	ND<250	ND<0.50	--	ND<0.50	ND<0.50	ND<0.50	1.6	--	--	--	--	
9/14/2009	110	ND<500	--	--	--	ND<1.0	ND<1.0	ND<1.0	4.5	ND<2.0	170	--	
11/13/2009	ND<10	ND<250	ND<0.50	--	ND<0.50	ND<0.50	ND<0.50	ND<0.50	--	--	--	--	
2/5/2010	ND<10	ND<250	ND<0.50	--	ND<0.50	ND<0.50	ND<0.50	ND<0.50	--	--	--	--	
6/7/2010	ND<10	ND<250	ND<0.50	--	ND<0.50	ND<0.50	ND<0.50	ND<0.50	2.1	ND<2.0	25	ND<10	
8/3/2010	ND<10	ND<250	ND<0.50	--	ND<0.50	ND<0.50	ND<0.50	ND<0.50	2.2	ND<2.0	ND<10	ND<10	
11/11/2010	ND<10	ND<250	ND<0.50	--	ND<0.50	ND<0.50	ND<0.50	ND<0.50	2.3	ND<2.0	14	ND<10	
2/14/2011	ND<10	ND<250	ND<0.50	--	ND<0.50	ND<0.50	ND<0.50	ND<0.50	2.0	2.6	ND<10	ND<10	
MW-1BR													
5/28/2009	ND<10	ND<250	ND<0.50	--	ND<0.50	ND<0.50	ND<0.50	2.0	--	--	--	--	
9/14/2009	33	ND<500	--	--	--	ND<1.0	ND<1.0	1.9	3.7	ND<2.0	250	--	
11/13/2009	ND<10	ND<250	ND<0.50	--	ND<0.50	ND<0.50	ND<0.50	1.2	--	--	--	--	
2/5/2010	ND<10	ND<250	ND<0.50	--	ND<0.50	ND<0.50	ND<0.50	ND<0.50	--	--	--	--	
6/7/2010	ND<10	ND<250	ND<0.50	--	ND<0.50	ND<0.50	ND<0.50	ND<0.50	1.8	ND<2.0	26	ND<10	
8/3/2010	ND<10	ND<250	ND<0.50	--	ND<0.50	ND<0.50	ND<0.50	ND<0.50	1.8	ND<2.0	25	ND<10	

Table 2a
ADDITIONAL CURRENT ANALYTICAL RESULTS

Former 76 Station 0843

Date Sampled	TBA (µg/l)	Ethanol (8260B) (µg/l)	Ethylene- dibromide (EDB) (µg/l)	EDB (504) (µg/l)	1,2-DCA (EDC) (µg/l)	DIPE (µg/l)	ETBE (µg/l)	TAME (µg/l)	Carbon (organic, total) (mg/l)	Chromium VI (µg/l)	Chromium (total) (µg/l)	Chromium (dissolved) (µg/l)	Comments
11/11/2010	ND<10	ND<250	ND<0.50	--	ND<0.50	ND<0.50	ND<0.50	ND<0.50	1.9	ND<2.0	12	ND<10	
2/14/2011	ND<10	ND<250	ND<0.50	--	ND<0.50	ND<0.50	ND<0.50	ND<0.50	1.7	3.7	34	ND<10	
MW-2													
9/2/1999	ND	ND	--	--	--	ND	ND	ND	--	--	--	--	
12/14/1999	ND	ND	ND	--	ND	ND	ND	ND	--	--	--	--	
3/14/2000	1300	ND	ND	--	ND	ND	ND	ND	--	--	--	--	
5/31/2000	ND	ND	ND	--	ND	ND	ND	ND	--	--	--	--	
8/29/2000	250	ND	ND	--	ND	ND	ND	ND	--	--	--	--	
12/1/2000	ND	ND	ND	--	ND	ND	ND	ND	--	--	--	--	
3/17/2001	ND	ND	ND	--	ND	14.8	ND	ND	--	--	--	--	
5/23/2001	ND	ND	ND	--	ND	ND	ND	ND	--	--	--	--	
9/24/2001	ND<5000	ND<5000000	ND<100	--	ND<100	ND<100	ND<100	ND<100	--	--	--	--	
12/10/2001	ND<500	ND<1200000	ND<25	--	ND<25	ND<25	ND<25	ND<25	--	--	--	--	
3/11/2002	ND<1000	ND<5000000	ND<20	--	ND<20	ND<20	ND<20	ND<20	--	--	--	--	
6/7/2002	ND<1000	ND<2000000	ND<25	--	ND<25	ND<25	ND<25	ND<25	--	--	--	--	
9/3/2002	ND<1000	ND<5000000	ND<20	--	ND<20	ND<20	ND<20	ND<20	--	--	--	--	
MW-2A													
12/12/2002	ND<100	ND<500000	ND<2.0	--	2.3	ND<2.0	ND<2.0	ND<2.0	--	--	--	--	
3/13/2003	ND<100	ND<500000	ND<2.0	--	ND<2.0	ND<2.0	ND<2.0	ND<2.0	--	--	--	--	
6/12/2003	ND<100	ND<500000	ND<2.0	--	ND<2.0	ND<2.0	ND<2.0	ND<2.0	--	--	--	--	
9/12/2003	ND<100	ND<500	ND<2.0	--	ND<2.0	ND<2.0	ND<2.0	ND<2.0	--	--	--	--	
12/31/2003	ND<100	ND<500	ND<2.0	--	ND<2.0	ND<2.0	ND<2.0	ND<2.0	--	--	--	--	
2/12/2004	ND<100	ND<500	ND<2.0	--	ND<2.0	ND<2.0	ND<2.0	ND<2.0	--	--	--	--	
6/7/2004	ND<12	ND<800	ND<0.5	--	ND<0.5	ND<1	ND<1	ND<1	--	--	--	--	
9/17/2004	6.7	ND<50	--	--	--	ND<1.0	ND<0.50	ND<0.50	--	--	--	--	
12/11/2004	ND<5.0	ND<50	--	--	--	ND<1.0	ND<0.50	ND<0.50	--	--	--	--	
3/15/2005	ND<5.0	ND<50	--	--	--	ND<0.50	ND<0.50	ND<0.50	--	--	--	--	
5/17/2005	ND<5.0	ND<50	--	--	--	ND<0.50	ND<0.50	ND<0.50	--	--	--	--	
7/27/2005	ND<5.0	ND<50	--	--	--	ND<0.50	ND<0.50	ND<0.50	--	--	--	--	
11/23/2005	ND<10	ND<250	--	--	--	ND<0.50	ND<0.50	ND<0.50	--	--	--	--	
2/24/2006	ND<10	ND<250	--	--	--	ND<0.50	ND<0.50	ND<0.50	--	--	--	--	
5/30/2006	ND<10	ND<250	--	--	--	ND<0.50	ND<0.50	ND<0.50	--	--	--	--	
8/30/2006	ND<10	ND<250	--	--	--	ND<0.50	ND<0.50	ND<0.50	--	--	--	--	
11/22/2006	ND<10	ND<250	--	--	--	ND<0.50	ND<0.50	ND<0.50	--	--	--	--	
2/23/2007	ND<10	ND<250	--	--	--	ND<0.50	ND<0.50	ND<0.50	--	--	--	--	

Table 2a
ADDITIONAL CURRENT ANALYTICAL RESULTS

Former 76 Station 0843

Date Sampled	TBA (µg/l)	Ethanol (8260B) (µg/l)	Ethylene- dibromide (EDB) (µg/l)	EDB (504) (µg/l)	1,2-DCA (EDC) (µg/l)	DIPE (µg/l)	ETBE (µg/l)	TAME (µg/l)	Carbon (organic, total) (mg/l)	Chromium VI (µg/l)	Chromium (total) (µg/l)	Chromium (dissolved) (µg/l)	Comments
5/18/2007	ND<10	ND<250	--	--	--	ND<0.50	ND<0.50	ND<0.50	--	--	--	--	
8/10/2007	ND<10	ND<250	--	--	--	ND<0.50	ND<0.50	ND<0.50	--	--	--	--	
11/9/2007	ND<10	ND<250	--	--	--	ND<0.50	ND<0.50	ND<0.50	--	--	--	--	
2/8/2008	ND<10	ND<250	--	--	--	ND<0.50	ND<0.50	ND<0.50	--	--	--	--	
5/16/2008	ND<10	ND<250	--	--	--	ND<0.50	ND<0.50	ND<0.50	--	--	--	--	
8/15/2008	ND<10	ND<250	--	--	--	ND<0.50	ND<0.50	ND<0.50	--	--	--	--	
11/26/2008	ND<10	ND<250	--	--	--	ND<0.50	ND<0.50	ND<0.50	--	--	--	--	
2/24/2009	ND<10	ND<250	--	--	--	ND<0.50	ND<0.50	ND<0.50	17	--	--	--	
MW-3													
9/2/1999	ND	ND	--	--	--	ND	ND	ND	--	--	--	--	
3/11/2005	ND<5.0	ND<50	--	--	--	ND<0.50	ND<0.50	ND<0.50	--	--	--	--	
5/17/2005	ND<5.0	ND<50	--	--	--	ND<0.50	ND<0.50	ND<0.50	--	--	--	--	
7/27/2005	ND<5.0	ND<50	--	--	--	ND<0.50	ND<0.50	ND<0.50	--	--	--	--	
11/23/2005	ND<10	ND<250	--	--	--	ND<0.50	ND<0.50	ND<0.50	--	--	--	--	
2/24/2006	ND<10	ND<250	--	--	--	ND<0.50	ND<0.50	ND<0.50	--	--	--	--	
5/30/2006	ND<10	ND<250	--	--	--	ND<0.50	ND<0.50	ND<0.50	--	--	--	--	
8/30/2006	ND<10	ND<250	--	--	--	ND<0.50	ND<0.50	ND<0.50	--	--	--	--	
11/22/2006	ND<10	ND<250	--	--	--	ND<0.50	ND<0.50	ND<0.50	--	--	--	--	
2/23/2007	ND<10	ND<250	--	--	--	ND<0.50	ND<0.50	ND<0.50	--	--	--	--	
5/18/2007	ND<10	ND<250	--	--	--	ND<0.50	ND<0.50	ND<0.50	--	--	--	--	
8/10/2007	ND<10	ND<250	--	--	--	ND<0.50	ND<0.50	ND<0.50	--	--	--	--	
11/9/2007	ND<10	ND<250	--	--	--	ND<0.50	ND<0.50	ND<0.50	--	--	--	--	
2/8/2008	ND<10	ND<250	--	--	--	ND<0.50	ND<0.50	ND<0.50	--	--	--	--	
5/16/2008	ND<10	ND<250	--	--	--	ND<0.50	ND<0.50	ND<0.50	--	--	--	--	
8/15/2008	ND<10	ND<250	--	--	--	ND<0.50	ND<0.50	ND<0.50	--	--	--	--	
11/26/2008	ND<10	ND<250	--	--	--	ND<0.50	ND<0.50	ND<0.50	--	--	--	--	
2/24/2009	ND<10	ND<250	--	--	--	ND<0.50	ND<0.50	ND<0.50	3.2	--	--	--	
5/28/2009	ND<10	ND<250	ND<0.50	--	ND<0.50	ND<0.50	ND<0.50	ND<0.50	--	--	--	--	
9/14/2009	ND<10	ND<250	--	--	--	ND<0.50	ND<0.50	ND<0.50	--	--	--	--	
2/5/2010	ND<10	ND<250	ND<0.50	--	ND<0.50	ND<0.50	ND<0.50	ND<0.50	--	--	--	--	
8/3/2010	ND<10	ND<250	ND<0.50	--	ND<0.50	ND<0.50	ND<0.50	ND<0.50	--	--	--	--	
2/14/2011	ND<10	ND<250	ND<0.50	--	ND<0.50	ND<0.50	ND<0.50	ND<0.50	--	--	--	--	
MW-4													
9/2/1999	ND	ND	--	--	--	ND	ND	ND	--	--	--	--	
12/10/2001	ND<290	ND<710000	ND<14	--	ND<14	ND<14	ND<14	ND<14	--	--	--	--	

Table 2a
ADDITIONAL CURRENT ANALYTICAL RESULTS

Former 76 Station 0843

Date Sampled	TBA (µg/l)	Ethanol (8260B) (µg/l)	Ethylene- dibromide (EDB) (µg/l)	EDB (504) (µg/l)	1,2-DCA (EDC) (µg/l)	DIPE (µg/l)	ETBE (µg/l)	TAME (µg/l)	Carbon (organic, total) (mg/l)	Chromium VI (µg/l)	Chromium (total) (µg/l)	Chromium (dissolved) (µg/l)	Comments
12/12/2002	ND<100	ND<500000	ND<2.0	--	ND<2.0	ND<2.0	ND<2.0	ND<2.0	--	--	--	--	
9/12/2003	--	ND<500	--	--	--	--	--	--	--	--	--	--	
9/17/2004	ND<5.0	ND<50	--	--	--	ND<1.0	ND<0.50	ND<0.50	--	--	--	--	
12/11/2004	ND<25	ND<250	--	--	--	ND<5.0	ND<2.5	ND<2.5	--	--	--	--	
3/11/2005	ND<5.0	ND<50	--	--	--	ND<0.50	ND<0.50	ND<0.50	--	--	--	--	
5/17/2005	ND<5.0	ND<50	--	--	--	ND<0.50	ND<0.50	ND<0.50	--	--	--	--	
7/27/2005	ND<5.0	ND<50	--	--	--	ND<0.50	ND<0.50	ND<0.50	--	--	--	--	
11/23/2005	ND<10	ND<250	--	--	--	ND<0.50	ND<0.50	ND<0.50	--	--	--	--	
2/24/2006	ND<10	ND<250	--	--	--	ND<0.50	ND<0.50	ND<0.50	--	--	--	--	
5/30/2006	ND<10	ND<250	--	--	--	ND<0.50	ND<0.50	ND<0.50	--	--	--	--	
8/30/2006	ND<10	ND<250	--	--	--	ND<0.50	ND<0.50	ND<0.50	--	--	--	--	
11/22/2006	ND<10	ND<250	--	--	--	ND<0.50	ND<0.50	ND<0.50	--	--	--	--	
2/23/2007	ND<10	ND<250	--	--	--	ND<0.50	ND<0.50	ND<0.50	--	--	--	--	
5/18/2007	ND<10	ND<250	--	--	--	ND<0.50	ND<0.50	ND<0.50	--	--	--	--	
8/10/2007	ND<10	ND<250	--	--	--	ND<0.50	ND<0.50	ND<0.50	--	--	--	--	
11/9/2007	ND<10	ND<250	--	--	--	ND<0.50	ND<0.50	ND<0.50	--	--	--	--	
2/8/2008	ND<10	290	--	--	--	ND<0.50	ND<0.50	ND<0.50	--	--	--	--	
5/16/2008	ND<10	ND<250	--	--	--	ND<0.50	ND<0.50	ND<0.50	--	--	--	--	
8/15/2008	ND<10	ND<250	--	--	--	ND<0.50	ND<0.50	ND<0.50	--	--	--	--	
11/26/2008	ND<10	ND<250	--	--	--	ND<0.50	ND<0.50	ND<0.50	--	--	--	--	
2/24/2009	ND<10	ND<250	--	--	--	ND<0.50	ND<0.50	ND<0.50	1.7	--	--	--	
5/28/2009	ND<10	ND<250	ND<0.50	--	ND<0.50	ND<0.50	ND<0.50	ND<0.50	--	--	--	--	
9/14/2009	ND<10	ND<250	--	--	--	ND<0.50	ND<0.50	ND<0.50	--	--	--	--	
2/5/2010	ND<10	ND<250	ND<0.50	--	ND<0.50	ND<0.50	ND<0.50	ND<0.50	--	--	--	--	
8/3/2010	ND<10	ND<250	ND<0.50	--	ND<0.50	ND<0.50	ND<0.50	ND<0.50	--	--	--	--	
2/14/2011	ND<10	ND<250	ND<0.50	--	ND<0.50	ND<0.50	ND<0.50	ND<0.50	--	--	--	--	
MW-5													
9/12/2003	--	ND<500	--	--	--	--	--	--	--	--	--	--	
3/11/2005	ND<5.0	ND<50	--	--	--	ND<0.50	ND<0.50	ND<0.50	--	--	--	--	
5/17/2005	ND<5.0	ND<50	--	--	--	ND<0.50	ND<0.50	ND<0.50	--	--	--	--	
7/27/2005	ND<5.0	ND<50	--	--	--	ND<0.50	ND<0.50	ND<0.50	--	--	--	--	
11/23/2005	ND<10	ND<250	--	--	--	ND<0.50	ND<0.50	ND<0.50	--	--	--	--	
2/24/2006	59	ND<250	--	--	--	ND<0.50	ND<0.50	ND<0.50	--	--	--	--	
5/30/2006	ND<10	ND<250	--	--	--	ND<0.50	ND<0.50	ND<0.50	--	--	--	--	
8/30/2006	ND<10	ND<250	--	--	--	ND<0.50	ND<0.50	ND<0.50	--	--	--	--	

**Table 2a
ADDITIONAL CURRENT ANALYTICAL RESULTS**

Former 76 Station 0843

Date Sampled	TBA (µg/l)	Ethanol (8260B) (µg/l)	Ethylene- dibromide (EDB) (µg/l)	EDB (504) (µg/l)	1,2-DCA (EDC) (µg/l)	DIPE (µg/l)	ETBE (µg/l)	TAME (µg/l)	Carbon (organic, total) (mg/l)	Chromium VI (µg/l)	Chromium (total) (µg/l)	Chromium (dissolved) (µg/l)	Comments
11/22/2006	ND<10	ND<250	--	--	--	ND<0.50	ND<0.50	ND<0.50	--	--	--	--	
2/23/2007	ND<10	ND<250	--	--	--	ND<0.50	ND<0.50	ND<0.50	--	--	--	--	
5/18/2007	ND<10	ND<250	--	--	--	ND<0.50	ND<0.50	ND<0.50	--	--	--	--	
8/10/2007	ND<10	ND<250	--	--	--	ND<0.50	ND<0.50	ND<0.50	--	--	--	--	
11/9/2007	ND<10	ND<250	--	--	--	ND<0.50	ND<0.50	ND<0.50	--	--	--	--	
2/8/2008	ND<10	ND<250	--	--	--	ND<0.50	ND<0.50	ND<0.50	--	--	--	--	
5/16/2008	ND<10	ND<250	--	--	--	ND<0.50	ND<0.50	ND<0.50	--	--	--	--	
8/15/2008	ND<10	ND<250	--	--	--	ND<0.50	ND<0.50	ND<0.50	--	--	--	--	
11/26/2008	ND<10	ND<250	--	--	--	ND<0.50	ND<0.50	ND<0.50	--	--	--	--	
2/24/2009	ND<10	ND<250	--	--	--	ND<0.50	ND<0.50	ND<0.50	4.5	--	--	--	
5/28/2009	ND<10	ND<250	ND<0.50	--	ND<0.50	ND<0.50	ND<0.50	ND<0.50	--	--	--	--	
9/14/2009	ND<10	ND<250	--	--	--	ND<0.50	ND<0.50	ND<0.50	--	--	--	--	
2/5/2010	ND<10	ND<250	ND<0.50	--	ND<0.50	ND<0.50	ND<0.50	ND<0.50	--	--	--	--	
8/3/2010	ND<10	ND<250	ND<0.50	--	ND<0.50	ND<0.50	ND<0.50	ND<0.50	--	--	--	--	
2/14/2011	ND<10	ND<250	ND<0.50	--	ND<0.50	ND<0.50	ND<0.50	ND<0.50	--	--	--	--	
MW-6													
3/17/2001	ND	ND	ND	--	219	ND	ND	ND	--	--	--	--	
9/24/2001	ND<100	ND<1000000	ND<2.0	--	ND<2.0	ND<2.0	ND<2.0	ND<2.0	--	--	--	--	
12/10/2001	ND<500	ND<1200000	ND<25	--	ND<25	ND<25	ND<25	ND<25	--	--	--	--	
3/11/2002	ND<100	ND<500000	ND<2.0	--	ND<2.0	ND<2.0	ND<2.0	ND<2.0	--	--	--	--	
12/12/2002	ND<10000	ND<5000000	ND<200	--	ND<200	ND<200	ND<200	ND<200	--	--	--	--	
3/13/2003	ND<5000	ND<2500000	ND<100	--	ND<100	ND<100	ND<100	ND<100	--	--	--	--	
6/12/2003	ND<2000	ND<1000000	ND<40	--	ND<40	ND<40	ND<40	ND<40	--	--	--	--	
9/12/2003	--	ND<2500	--	--	--	--	--	--	--	--	--	--	
2/12/2004	ND<2000	ND<10000	ND<40	--	ND<40	ND<40	ND<40	ND<40	--	--	--	--	
6/7/2004	ND<200	ND<8000	ND<5	--	ND<5	ND<10	ND<10	ND<10	--	--	--	--	
9/17/2004	ND<100	ND<1000	--	--	--	ND<20	ND<10	ND<10	--	--	--	--	
12/11/2004	ND<100	ND<1000	--	--	--	ND<20	ND<10	ND<10	--	--	--	--	
3/11/2005	ND<100	ND<1000	--	--	--	ND<10	ND<10	ND<10	--	--	--	--	
5/17/2005	ND<100	ND<1000	--	--	--	ND<10	ND<10	ND<10	--	--	--	--	
7/27/2005	ND<100	ND<1000	--	--	--	ND<10	ND<10	ND<10	--	--	--	--	
11/23/2005	ND<10	ND<250	--	--	--	ND<0.50	ND<0.50	1.0	--	--	--	--	
2/24/2006	ND<10	ND<250	--	--	--	ND<0.50	ND<0.50	0.68	--	--	--	--	
5/30/2006	ND<250	ND<6200	--	--	--	ND<12	ND<12	ND<12	--	--	--	--	
8/30/2006	ND<100	ND<2500	--	--	--	ND<5.0	ND<5.0	ND<5.0	--	--	--	--	

Table 2a
ADDITIONAL CURRENT ANALYTICAL RESULTS

Former 76 Station 0843

Date Sampled	TBA (µg/l)	Ethanol (8260B) (µg/l)	Ethylene- dibromide (EDB) (µg/l)	EDB (504) (µg/l)	1,2-DCA (EDC) (µg/l)	DIPE (µg/l)	ETBE (µg/l)	TAME (µg/l)	Carbon (organic, total) (mg/l)	Chromium VI (µg/l)	Chromium (total) (µg/l)	Chromium (dissolved) (µg/l)	Comments
11/22/2006	ND<100	ND<2500	--	--	--	ND<5.0	ND<5.0	ND<5.0	--	--	--	--	
2/23/2007	ND<10	ND<250	--	--	--	ND<0.50	ND<0.50	ND<0.50	--	--	--	--	
5/18/2007	ND<10	ND<250	--	--	--	ND<0.50	ND<0.50	ND<0.50	--	--	--	--	
8/10/2007	ND<10	ND<250	--	--	--	ND<0.50	ND<0.50	ND<0.50	--	--	--	--	
11/9/2007	ND<10	ND<250	--	--	--	ND<0.50	ND<0.50	0.52	--	--	--	--	
2/8/2008	ND<10	ND<250	--	--	--	ND<0.50	ND<0.50	ND<0.50	--	--	--	--	
5/16/2008	ND<10	ND<250	--	--	--	ND<0.50	ND<0.50	ND<0.50	--	--	--	--	
8/15/2008	ND<10	ND<250	--	--	--	ND<0.50	ND<0.50	ND<0.50	--	--	--	--	
11/26/2008	ND<10	ND<250	--	--	--	ND<0.50	ND<0.50	ND<0.50	--	--	--	--	
2/24/2009	ND<10	ND<250	--	--	--	ND<0.50	ND<0.50	ND<0.50	2.7	--	--	--	
5/28/2009	ND<10	ND<250	ND<0.50	--	ND<0.50	ND<0.50	ND<0.50	ND<0.50	--	--	--	--	
9/14/2009	23	ND<250	--	--	--	ND<0.50	ND<0.50	ND<0.50	--	--	--	--	
2/5/2010	41	ND<250	ND<0.50	--	ND<0.50	ND<0.50	ND<0.50	ND<0.50	--	--	--	--	
8/3/2010	ND<10	ND<250	ND<0.50	ND<0.010	ND<0.50	ND<0.50	ND<0.50	ND<0.50	--	--	--	--	
2/14/2011	ND<10	ND<250	ND<0.50	--	ND<0.50	ND<0.50	ND<0.50	ND<0.50	--	--	--	--	
MW-7													
5/28/2009	150	ND<250	ND<0.50	--	ND<0.50	ND<0.50	ND<0.50	11	--	--	--	--	
9/14/2009	680	ND<12000	--	--	--	ND<25	ND<25	ND<25	9.8	ND<2.0	76	--	
11/13/2009	ND<200	ND<5000	ND<10	--	ND<10	ND<10	ND<10	ND<10	--	--	--	--	
2/5/2010	1600	ND<6200	ND<12	--	ND<12	ND<12	ND<12	ND<12	--	--	--	--	
6/7/2010	ND<250	ND<6200	ND<12	--	ND<12	ND<12	ND<12	ND<12	3.9	ND<2.0	11	ND<10	
8/3/2010	1400	ND<5000	ND<10	--	ND<10	ND<10	ND<10	ND<10	3.6	ND<2.0	79	ND<10	
11/11/2010	1200	ND<2500	ND<5.0	--	ND<5.0	ND<5.0	ND<5.0	ND<5.0	4.1	ND<2.0	27	ND<10	
2/14/2011	ND<1000	ND<25000	ND<5.0	--	ND<5.0	ND<5.0	ND<5.0	ND<5.0	4.1	ND<2.0	43	ND<10	
MW-8													
5/28/2009	36	ND<250	ND<0.50	--	ND<0.50	ND<0.50	ND<0.50	9.7	9.9	ND<2.0	140	--	
9/14/2009	ND<500	ND<12000	--	--	--	ND<25	ND<25	ND<25	14	ND<2.0	60	--	
11/13/2009	ND<100	ND<2500	ND<5.0	--	ND<5.0	ND<5.0	ND<5.0	ND<5.0	--	--	--	--	
2/5/2010	960	ND<5000	ND<10	--	ND<10	ND<10	ND<10	ND<10	--	--	--	--	
6/7/2010	ND<200	ND<5000	ND<10	--	ND<10	ND<10	ND<10	ND<10	4.0	ND<2.0	21	ND<10	
8/3/2010	670	ND<2500	ND<5.0	ND<0.010	ND<5.0	ND<5.0	ND<5.0	ND<5.0	3.9	ND<2.0	74	ND<10	
11/11/2010	ND<1000	ND<25000	ND<5.0	--	ND<5.0	ND<5.0	ND<5.0	ND<5.0	3.7	ND<2.0	46	ND<10	
2/14/2011	ND<500	ND<12000	ND<25	--	ND<25	ND<25	ND<25	ND<25	3.7	ND<2.0	59	ND<10	
MW-9													
5/28/2009	40	ND<250	ND<0.50	--	ND<0.50	ND<0.50	ND<0.50	11	--	--	--	--	

Table 2a
ADDITIONAL CURRENT ANALYTICAL RESULTS

Former 76 Station 0843

Date Sampled	TBA (µg/l)	Ethanol (8260B) (µg/l)	Ethylene- dibromide (EDB) (µg/l)	EDB (504) (µg/l)	1,2-DCA (EDC) (µg/l)	DIPE (µg/l)	ETBE (µg/l)	TAME (µg/l)	Carbon (organic, total) (mg/l)	Chromium VI (µg/l)	Chromium (total) (µg/l)	Chromium (dissolved) (µg/l)	Comments
9/14/2009	24	ND<250	--	--	--	ND<0.50	ND<0.50	ND<0.50	3.0	ND<2.0	520	--	
11/13/2009	ND<10	ND<250	ND<0.50	--	ND<0.50	ND<0.50	ND<0.50	ND<0.50	--	--	--	--	
2/5/2010	ND<10	ND<250	ND<0.50	--	ND<0.50	ND<0.50	ND<0.50	ND<0.50	--	--	--	--	
6/7/2010	ND<10	ND<250	ND<0.50	--	ND<0.50	ND<0.50	ND<0.50	ND<0.50	2.7	6.1	24	ND<10	
8/3/2010	ND<10	ND<250	ND<0.50	--	ND<0.50	ND<0.50	ND<0.50	ND<0.50	2.6	2.5	25	ND<10	
11/11/2010	ND<10	ND<250	ND<0.50	--	ND<0.50	ND<0.50	ND<0.50	ND<0.50	2.4	2.6	24	ND<10	
2/14/2011	ND<10	ND<250	ND<0.50	--	ND<0.50	ND<0.50	ND<0.50	ND<0.50	2.4	6.6	22	ND<10	
MW-10													
5/28/2009	39	ND<250	ND<0.50	--	ND<0.50	ND<0.50	ND<0.50	4.6	2.4	2.0	ND<10	--	
9/14/2009	240	ND<3100	--	--	--	ND<6.2	ND<6.2	ND<6.2	2.7	ND<2.0	24	--	
11/13/2009	ND<50	ND<1200	ND<2.5	--	ND<2.5	ND<2.5	ND<2.5	ND<2.5	--	--	--	--	
2/5/2010	35	ND<250	ND<0.50	--	ND<0.50	ND<0.50	ND<0.50	ND<0.50	--	--	--	--	
6/7/2010	ND<10	ND<250	ND<0.50	--	ND<0.50	ND<0.50	ND<0.50	ND<0.50	2.0	6.5	15	ND<10	
8/3/2010	ND<10	ND<250	ND<0.50	--	ND<0.50	ND<0.50	ND<0.50	ND<0.50	2.0	8.7	19	ND<10	
11/11/2010	ND<10	ND<250	ND<0.50	--	ND<0.50	ND<0.50	ND<0.50	ND<0.50	1.8	10	20	11	
2/14/2011	ND<10	ND<250	ND<0.50	--	ND<0.50	ND<0.50	ND<0.50	ND<0.50	1.8	14	18	15	
MW-11													
5/28/2009	140	ND<250	ND<0.50	--	ND<0.50	ND<0.50	ND<0.50	9.4	--	--	--	--	
9/14/2009	850	ND<12000	--	--	--	ND<25	ND<25	ND<25	3.3	ND<2.0	14	--	
11/13/2009	ND<200	ND<5000	ND<10	--	ND<10	ND<10	ND<10	ND<10	--	--	--	--	
2/5/2010	1600	ND<6200	ND<12	--	ND<12	ND<12	ND<12	ND<12	--	--	--	--	
6/7/2010	ND<200	ND<5000	ND<10	--	ND<10	ND<10	ND<10	ND<10	3.0	ND<2.0	ND<10	ND<10	
8/3/2010	620	ND<2500	ND<5.0	ND<0.010	ND<5.0	ND<5.0	ND<5.0	ND<5.0	2.9	ND<2.0	ND<10	ND<10	
11/11/2010	ND<100	ND<2500	ND<5.0	--	ND<5.0	ND<5.0	ND<5.0	ND<5.0	2.8	ND<2.0	17	ND<10	
2/14/2011	670	ND<3100	ND<6.2	--	ND<6.2	ND<6.2	ND<6.2	ND<6.2	3.5	ND<2.0	14	ND<10	

**Table 2b
ADDITIONAL CURRENT ANALYTICAL RESULTS**

Former 76 Station 0843

Date Sampled	Iron Ferrous (µg/l)	Manganese (dissolved) (µg/l)	Manganese (total) (µg/l)	Nitrogen as Nitrate (mg/l)	Sulfate (mg/l)	Dissolved Oxygen (Lab) (mg O/)	Redox Potential (ORP-Lab) (mV)	Specific Conductance (umhos)	Post-purge Dissolved Oxygen ()	Pre-purge Dissolved Oxygen ()	Pre-purge ORP ()	Post-purge ORP ()	Comments
MW-1													
9/2/1999	--	--	--	--	--	--	--	--	--	--	--	--	--
3/15/2005	--	--	--	--	--	--	--	--	--	--	--	--	--
2/24/2006	--	--	--	--	--	--	--	--	--	--	--	--	--
11/22/2006	--	--	--	--	--	--	--	--	--	--	--	--	--
2/23/2007	--	--	--	--	--	--	--	--	--	--	--	--	--
5/18/2007	--	--	--	--	--	--	--	--	--	--	--	--	--
8/10/2007	--	--	--	--	--	--	--	--	--	--	--	--	--
11/9/2007	--	--	--	--	--	--	--	--	--	--	--	--	--
2/8/2008	--	--	--	--	--	--	--	--	--	--	--	--	--
5/16/2008	--	--	--	--	--	--	--	--	--	--	--	--	--
8/15/2008	--	--	--	--	--	--	--	--	--	--	--	--	--
11/26/2008	--	--	--	--	--	--	--	--	--	--	--	--	--
2/24/2009	ND<100	ND<1.0	500	--	18	--	--	--	4.63	3.22	57	59	
5/28/2009	ND<500	2.4	550	9.9	25	8.6	130	463	0.80	2.95	119	171	
9/14/2009	ND<100	3.7	1600	11	25	6.8	204	429	1.93	3.81	233	146	
2/5/2010	--	--	--	--	--	--	--	--	0.83	1.42	66	71	
8/3/2010	ND<100	1.8	1100	16	24	6.7	333.4	508	1.10	1.68	172	158	
2/14/2011	ND<500	5.4	530	18	25	8.9	418.5	509	6.45	4.45	355	356	
MW-1AR													
5/28/2009	--	--	--	--	--	--	--	--	1.72	0.95	144	177	
9/14/2009	2500	570	830	17	39	7.0	205	655	1.68	1.83	235	187	
11/13/2009	--	--	--	--	--	--	--	--	3.13	2.98	174	16	
2/5/2010	--	--	--	--	--	--	--	--	0.37	0.94	79	75	
6/7/2010	490	210	450	21	30	6.1	273.4	554	0.79	1.27	56	78	
8/3/2010	550	180	230	21	31	8.1	225.1	537	0.39	0.58	148	108	
11/11/2010	370	210	330	20	31	7.6	206.5	545	2.67	2.46	204	216	
2/14/2011	420	150	190	21	32	7.3	217.9	537	1.31	1.48	349	362	
MW-1BR													
5/28/2009	--	--	--	--	--	--	--	--	0.61	1.37	145	165	
9/14/2009	ND<500	230	930	17	59	6.7	207	673	0.46	1.02	228	143	
11/13/2009	--	--	--	--	--	--	--	--	5.74	4.59	151	107	
2/5/2010	--	--	--	--	--	--	--	--	0.38	0.82	85	79	
6/7/2010	380	110	180	27	30	6.6	479.4	539	0.74	1.42	48	10	
8/3/2010	240	130	230	26	28	7.3	271.8	548	0.37	0.43	54	59	

**Table 2b
ADDITIONAL CURRENT ANALYTICAL RESULTS**

Former 76 Station 0843

Date Sampled	Iron Ferrous (µg/l)	Manganese (dissolved) (µg/l)	Manganese (total) (µg/l)	Nitrogen as Nitrate (mg/l)	Sulfate (mg/l)	Dissolved Oxygen (Lab) (mg O/)	Redox Potential (ORP-Lab) (mV)	Specific Conductance (umhos)	Post-purge Dissolved Oxygen ()	Pre-purge Dissolved Oxygen ()	Pre-purge ORP ()	Post-purge ORP ()	Comments
11/11/2010	250	130	170	ND<0.44	28	7.0	227.8	540	1.78	1.43	212	212	
2/14/2011	290	73	170	29	28	8.1	286.1	531	1.07	1.74	356	351	
MW-2													
9/2/1999	--	--	--	--	--	--	--	--	--	--	--	--	--
12/14/1999	--	--	--	--	--	--	--	--	--	--	--	--	--
3/14/2000	--	--	--	--	--	--	--	--	--	--	--	--	--
5/31/2000	--	--	--	--	--	--	--	--	--	--	--	--	--
8/29/2000	--	--	--	--	--	--	--	--	--	--	--	--	--
12/1/2000	--	--	--	--	--	--	--	--	--	--	--	--	--
3/17/2001	--	--	--	--	--	--	--	--	--	--	--	--	--
5/23/2001	--	--	--	--	--	--	--	--	--	--	--	--	--
9/24/2001	--	--	--	--	--	--	--	--	--	--	--	--	--
12/10/2001	--	--	--	--	--	--	--	--	--	--	--	--	--
3/11/2002	--	--	--	--	--	--	--	--	--	--	--	--	--
6/7/2002	--	--	--	--	--	--	--	--	--	--	--	--	--
9/3/2002	--	--	--	--	--	--	--	--	--	--	--	--	--
MW-2A													
12/12/2002	--	--	--	--	--	--	--	--	--	--	--	--	--
3/13/2003	--	--	--	--	--	--	--	--	--	--	--	--	--
6/12/2003	--	--	--	--	--	--	--	--	--	--	--	--	--
9/12/2003	--	--	--	--	--	--	--	--	--	--	--	--	--
12/31/2003	--	--	--	--	--	--	--	--	--	--	--	--	--
2/12/2004	--	--	--	--	--	--	--	--	--	--	--	--	--
6/7/2004	--	--	--	--	--	--	--	--	--	--	--	--	--
9/17/2004	--	--	--	--	--	--	--	--	--	--	--	--	--
12/11/2004	--	--	--	--	--	--	--	--	--	--	--	--	--
3/15/2005	--	--	--	--	--	--	--	--	--	--	--	--	--
5/17/2005	--	--	--	--	--	--	--	--	--	--	--	--	--
7/27/2005	--	--	--	--	--	--	--	--	--	--	--	--	--
11/23/2005	--	--	--	--	--	--	--	--	--	--	--	--	--
2/24/2006	--	--	--	--	--	--	--	--	--	--	--	--	--
5/30/2006	--	--	--	--	--	--	--	--	--	--	--	--	--
8/30/2006	--	--	--	--	--	--	--	--	--	--	--	--	--
11/22/2006	--	--	--	--	--	--	--	--	--	--	--	--	--
2/23/2007	--	--	--	--	--	--	--	--	--	--	--	--	--

**Table 2b
ADDITIONAL CURRENT ANALYTICAL RESULTS**

Former 76 Station 0843

Date Sampled	Iron Ferrous (µg/l)	Manganese (dissolved) (µg/l)	Manganese (total) (µg/l)	Nitrogen as Nitrate (mg/l)	Sulfate (mg/l)	Dissolved Oxygen (Lab) (mg O/)	Redox Potential (ORP-Lab) (mV)	Specific Conductance (umhos)	Post-purge Dissolved Oxygen (l)	Pre-purge Dissolved Oxygen (l)	Pre-purge ORP (l)	Post-purge ORP (l)	Comments
5/18/2007	--	--	--	--	--	--	--	--	--	--	--	--	
8/10/2007	--	--	--	--	--	--	--	--	--	--	--	--	
11/9/2007	--	--	--	--	--	--	--	--	--	--	--	--	
2/8/2008	--	--	--	--	--	--	--	--	--	--	--	--	
5/16/2008	--	--	--	--	--	--	--	--	--	--	--	--	
8/15/2008	--	--	--	--	--	--	--	--	--	--	--	--	
11/26/2008	--	--	--	--	--	--	--	--	--	--	--	--	
2/24/2009	110	ND<1.0	130	--	87	--	--	--	3.38	4.44	50	34	
MW-3													
9/2/1999	--	--	--	--	--	--	--	--	--	--	--	--	
3/11/2005	--	--	--	--	--	--	--	--	--	--	--	--	
5/17/2005	--	--	--	--	--	--	--	--	--	--	--	--	
7/27/2005	--	--	--	--	--	--	--	--	--	--	--	--	
11/23/2005	--	--	--	--	--	--	--	--	--	--	--	--	
2/24/2006	--	--	--	--	--	--	--	--	--	--	--	--	
5/30/2006	--	--	--	--	--	--	--	--	--	--	--	--	
8/30/2006	--	--	--	--	--	--	--	--	--	--	--	--	
11/22/2006	--	--	--	--	--	--	--	--	--	--	--	--	
2/23/2007	--	--	--	--	--	--	--	--	--	--	--	--	
5/18/2007	--	--	--	--	--	--	--	--	--	--	--	--	
8/10/2007	--	--	--	--	--	--	--	--	--	--	--	--	
11/9/2007	--	--	--	--	--	--	--	--	--	--	--	--	
2/8/2008	--	--	--	--	--	--	--	--	--	--	--	--	
5/16/2008	--	--	--	--	--	--	--	--	--	--	--	--	
8/15/2008	--	--	--	--	--	--	--	--	--	--	--	--	
11/26/2008	--	--	--	--	--	--	--	--	--	--	--	--	
2/24/2009	ND<100	ND<1.0	1100	--	130	--	--	--	5.01	2.30	46	49	
5/28/2009	--	--	--	--	--	--	--	--	0.61	4.03	141	85	
9/14/2009	--	--	--	--	--	6.6	196	658	0.49	2.02	146	119	
2/5/2010	--	--	--	--	--	--	--	--	1.04	2.64	338	71	
8/3/2010	--	--	--	--	--	6.7	279.4	601	0.95	2.24	103	103	
2/14/2011	--	--	--	--	--	4.9	288.9	587	1.15	2.43	187	188	
MW-4													
9/2/1999	--	--	--	--	--	--	--	--	--	--	--	--	
12/10/2001	--	--	--	--	--	--	--	--	--	--	--	--	

Table 2b
ADDITIONAL CURRENT ANALYTICAL RESULTS

Former 76 Station 0843

Date Sampled	Iron Ferrous (µg/l)	Manganese (dissolved) (µg/l)	Manganese (total) (µg/l)	Nitrogen as Nitrate (mg/l)	Sulfate (mg/l)	Dissolved Oxygen (Lab) (mg O/)	Redox Potential (ORP-Lab) (mV)	Specific Conductance (umhos)	Post-purge Dissolved Oxygen (l)	Pre-purge Dissolved Oxygen (l)	Pre-purge ORP (l)	Post-purge ORP (l)	Comments
12/12/2002	--	--	--	--	--	--	--	--	--	--	--	--	
9/12/2003	--	--	--	--	--	--	--	--	--	--	--	--	
9/17/2004	--	--	--	--	--	--	--	--	--	--	--	--	
12/11/2004	--	--	--	--	--	--	--	--	--	--	--	--	
3/11/2005	--	--	--	--	--	--	--	--	--	--	--	--	
5/17/2005	--	--	--	--	--	--	--	--	--	--	--	--	
7/27/2005	--	--	--	--	--	--	--	--	--	--	--	--	
11/23/2005	--	--	--	--	--	--	--	--	--	--	--	--	
2/24/2006	--	--	--	--	--	--	--	--	--	--	--	--	
5/30/2006	--	--	--	--	--	--	--	--	--	--	--	--	
8/30/2006	--	--	--	--	--	--	--	--	--	--	--	--	
11/22/2006	--	--	--	--	--	--	--	--	--	--	--	--	
2/23/2007	--	--	--	--	--	--	--	--	--	--	--	--	
5/18/2007	--	--	--	--	--	--	--	--	--	--	--	--	
8/10/2007	--	--	--	--	--	--	--	--	--	--	--	--	
11/9/2007	--	--	--	--	--	--	--	--	--	--	--	--	
2/8/2008	--	--	--	--	--	--	--	--	--	--	--	--	
5/16/2008	--	--	--	--	--	--	--	--	--	--	--	--	
8/15/2008	--	--	--	--	--	--	--	--	--	--	--	--	
11/26/2008	--	--	--	--	--	--	--	--	--	--	--	--	
2/24/2009	ND<100	3.1	250	--	130	--	--	--	6.15	4.27	61	64	
5/28/2009	--	--	--	--	--	--	--	--	3.68	3.76	141	55	
9/14/2009	--	--	--	--	--	7.1	195	1020	2.16	2.78	142	63	
2/5/2010	--	--	--	--	--	--	--	--	8.59	7.70	309	326	
8/3/2010	--	--	--	--	--	8.3	280.9	1110	5.26	2.88	102	106	
2/14/2011	--	--	--	--	--	9.2	294.6	770	7.02	6.84	187	172	
MW-5													
9/12/2003	--	--	--	--	--	--	--	--	--	--	--	--	
3/11/2005	--	--	--	--	--	--	--	--	--	--	--	--	
5/17/2005	--	--	--	--	--	--	--	--	--	--	--	--	
7/27/2005	--	--	--	--	--	--	--	--	--	--	--	--	
11/23/2005	--	--	--	--	--	--	--	--	--	--	--	--	
2/24/2006	--	--	--	--	--	--	--	--	--	--	--	--	
5/30/2006	--	--	--	--	--	--	--	--	--	--	--	--	
8/30/2006	--	--	--	--	--	--	--	--	--	--	--	--	

**Table 2b
ADDITIONAL CURRENT ANALYTICAL RESULTS**

Former 76 Station 0843

Date Sampled	Iron Ferrous (µg/l)	Manganese (dissolved) (µg/l)	Manganese (total) (µg/l)	Nitrogen as Nitrate (mg/l)	Sulfate (mg/l)	Dissolved Oxygen (Lab) (mg O/)	Redox Potential (ORP-Lab) (mV)	Specific Conductance (umhos)	Post-purge Dissolved Oxygen (l)	Pre-purge Dissolved Oxygen (l)	Pre-purge ORP (l)	Post-purge ORP (l)	Comments
11/22/2006	--	--	--	--	--	--	--	--	--	--	--	--	
2/23/2007	--	--	--	--	--	--	--	--	--	--	--	--	
5/18/2007	--	--	--	--	--	--	--	--	--	--	--	--	
8/10/2007	--	--	--	--	--	--	--	--	--	--	--	--	
11/9/2007	--	--	--	--	--	--	--	--	--	--	--	--	
2/8/2008	--	--	--	--	--	--	--	--	--	--	--	--	
5/16/2008	--	--	--	--	--	--	--	--	--	--	--	--	
8/15/2008	--	--	--	--	--	--	--	--	--	--	--	--	
11/26/2008	--	--	--	--	--	--	--	--	--	--	--	--	
2/24/2009	ND<100	ND<1.0	720	--	64	--	--	--	5.65	2.58	27	34	
5/28/2009	--	--	--	--	--	--	--	--	1.71	4.32	138	94	
9/14/2009	--	--	--	--	--	4.0	204	609	0.64	2.08	147	115	
2/5/2010	--	--	--	--	--	--	--	--	2.08	2.59	295	71	
8/3/2010	--	--	--	--	--	8.6	288.2	611	7.12	2.08	62	102	
2/14/2011	--	--	--	--	--	6.0	317.6	617	1.55	2.81	179	195	
MW-6													
3/17/2001	--	--	--	--	--	--	--	--	--	--	--	--	
9/24/2001	--	--	--	--	--	--	--	--	--	--	--	--	
12/10/2001	--	--	--	--	--	--	--	--	--	--	--	--	
3/11/2002	--	--	--	--	--	--	--	--	--	--	--	--	
12/12/2002	--	--	--	--	--	--	--	--	--	--	--	--	
3/13/2003	--	--	--	--	--	--	--	--	--	--	--	--	
6/12/2003	--	--	--	--	--	--	--	--	--	--	--	--	
9/12/2003	--	--	--	--	--	--	--	--	--	--	--	--	
2/12/2004	--	--	--	--	--	--	--	--	--	--	--	--	
6/7/2004	--	--	--	--	--	--	--	--	--	--	--	--	
9/17/2004	--	--	--	--	--	--	--	--	--	--	--	--	
12/11/2004	--	--	--	--	--	--	--	--	--	--	--	--	
3/11/2005	--	--	--	--	--	--	--	--	--	--	--	--	
5/17/2005	--	--	--	--	--	--	--	--	--	--	--	--	
7/27/2005	--	--	--	--	--	--	--	--	--	--	--	--	
11/23/2005	--	--	--	--	--	--	--	--	--	--	--	--	
2/24/2006	--	--	--	--	--	--	--	--	--	--	--	--	
5/30/2006	--	--	--	--	--	--	--	--	--	--	--	--	
8/30/2006	--	--	--	--	--	--	--	--	--	--	--	--	

Table 2b
ADDITIONAL CURRENT ANALYTICAL RESULTS

Former 76 Station 0843

Date Sampled	Iron Ferrous (µg/l)	Manganese (dissolved) (µg/l)	Manganese (total) (µg/l)	Nitrogen as Nitrate (mg/l)	Sulfate (mg/l)	Dissolved Oxygen (Lab) (mg O/)	Redox Potential (ORP-Lab) (mV)	Specific Conductance (umhos)	Post-purge Dissolved Oxygen (l)	Pre-purge Dissolved Oxygen (l)	Pre-purge ORP (l)	Post-purge ORP (l)	Comments
11/22/2006	--	--	--	--	--	--	--	--	--	--	--	--	
2/23/2007	--	--	--	--	--	--	--	--	--	--	--	--	
5/18/2007	--	--	--	--	--	--	--	--	--	--	--	--	
8/10/2007	--	--	--	--	--	--	--	--	--	--	--	--	
11/9/2007	--	--	--	--	--	--	--	--	--	--	--	--	
2/8/2008	--	--	--	--	--	--	--	--	--	--	--	--	
5/16/2008	--	--	--	--	--	--	--	--	--	--	--	--	
8/15/2008	--	--	--	--	--	--	--	--	--	--	--	--	
11/26/2008	--	--	--	--	--	--	--	--	--	--	--	--	
2/24/2009	ND<100	1.2	2300	--	85	--	--	--	3.40	1.29	68	67	
5/28/2009	--	--	--	--	--	--	--	--	1.06	1.85	142	56	
9/14/2009	--	--	--	--	--	7.1	205	595	0.46	1.07	154	118	
2/5/2010	--	--	--	--	--	--	--	--	2.96	2.73	314	135	
8/3/2010	--	--	--	--	--	8.0	291.7	530	0.72	1.35	96	103	
2/14/2011	--	--	--	--	--	5.2	326.6	542	1.01	2.16	195	198	
MW-7													
5/28/2009	--	--	--	--	--	--	--	--	1.24	0.63	160	124	
9/14/2009	3200	2000	2200	4.2	180	6.9	217	1030	0.26	1.35	-13	-53	
11/13/2009	--	--	--	--	--	--	--	--	--	0.76	1	-24	
2/5/2010	--	--	--	--	--	--	--	--	1.46	0.69	-10	-7	
6/7/2010	1200	1200	1500	4.1	72	8.2	342.6	801	0.57	1.10	11	-13	
8/3/2010	4500	1100	1500	3.9	69	8.9	105.6	745	2.18	1.05	112	105	
11/11/2010	2000	1000	1000	2.3	67	6.3	54.88	740	1.45	2.32	176	190	
2/14/2011	2700	920	1000	2.9	55	8.0	191.4	713	0.94	1.20	198	76	
MW-8													
5/28/2009	ND<1000	280	830	12	130	9.0	124	923	2.22	1.38	146	68	
9/14/2009	480	1000	1300	7.7	260	6.2	407	1100	0.28	1.11	151	92	
11/13/2009	--	--	--	--	--	--	--	--	3.51	0.84	111	72	
2/5/2010	--	--	--	--	--	--	--	--	1.17	0.58	88	63	
6/7/2010	620	870	1200	6.1	81	8.3	350.3	791	0.72	1.27	22	35	
8/3/2010	1500	860	1300	6.8	85	8.9	218.5	733	3.03	0.90	88	101	
11/11/2010	430	810	1000	5.2	83	7.7	229.2	724	1.31	0.98	179	170	
2/14/2011	440	830	1400	5.8	75	8.0	267.0	694	2.81	3.44	197	188	
MW-9													
5/28/2009	--	--	--	--	--	--	--	--	--	--	--	--	

Table 2b
ADDITIONAL CURRENT ANALYTICAL RESULTS

Former 76 Station 0843

Date Sampled	Iron Ferrous (µg/l)	Manganese (dissolved) (µg/l)	Manganese (total) (µg/l)	Nitrogen as Nitrate (mg/l)	Sulfate (mg/l)	Dissolved Oxygen (Lab) (mg O/)	Redox Potential (ORP-Lab) (mV)	Specific Conductance (umhos)	Post-purge Dissolved Oxygen ()	Pre-purge Dissolved Oxygen ()	Pre-purge ORP ()	Post-purge ORP ()	Comments
9/14/2009	ND<1000	180	4700	5.0	68	7.3	204	580	3.58	4.16	236	171	
11/13/2009	--	--	--	--	--	--	--	--	5.06	4.22	81	105	
2/5/2010	--	--	--	--	--	--	--	--	0.93	1.25	102	102	
6/7/2010	280	200	1100	6.9	41	7.9	380.3	665	0.95	1.46	61	39	
8/3/2010	160	120	540	5.8	42	7.2	300.6	651	1.02	0.70	48	64	
11/11/2010	ND<500	180	1000	6.0	35	6.5	217.8	686	1.92	2.72	201	207	
2/14/2011	230	60	440	8.1	29	9.5	305.5	690	0.78	0.64	349	346	
MW-10													
5/28/2009	150	280	350	9.1	30	7.1	139	661	0.30	1.76	151	156	
9/14/2009	210	280	380	6.3	33	6.1	205	675	2.19	0.67	235	114	
11/13/2009	--	--	--	--	--	--	--	--	1.20	1.58	95	77	
2/5/2010	--	--	--	--	--	--	--	--	0.83	0.98	87	87	
6/7/2010	260	18	340	10	29	8.1	379.1	490	3.24	3.26	82	84	
8/3/2010	150	10	150	12	27	8.4	315.2	476	3.71	3.62	74	62	
11/11/2010	ND<100	9.2	160	13	28	7.6	175.6	529	3.07	4.23	190	207	
2/14/2011	160	43	45	13	30	9.2	326.6	560	2.25	3.77	342	355	
MW-11													
5/28/2009	--	--	--	--	--	--	--	--	0.22	0.80	1.56	147	
9/14/2009	310	570	740	0.73	37	6.7	192	780	0.81	0.82	224	49	
11/13/2009	--	--	--	--	--	--	--	--	0.35	1.52	53	23	
2/5/2010	--	--	--	--	--	--	--	--	1.33	1.56	280	126	
6/7/2010	310	280	980	1.5	20	7.0	501.3	737	0.70	1.31	97	44	
8/3/2010	100	440	730	3.3	20	6.9	317.6	727	0.54	1.21	12	-20	
11/11/2010	990	610	830	2.7	23	6.6	145.0	718	0.60	2.02	192	211	
2/14/2011	240	560	760	3.1	21	9.4	473.7	750	0.88	0.56	337	324	

ARCADIS

Attachment D

Laboratory Report and Chain-of-Custody Documentation



Date of Report: 02/20/2015

Kathy Brandt

Arcadis

2000 Powell Street 7th Floor
Emeryville, CA 94608

Client Project: 351849
BCL Project: 0843
BCL Work Order: 1504007
Invoice ID: B196286

Enclosed are the results of analyses for samples received by the laboratory on 2/17/2015. If you have any questions concerning this report, please feel free to contact me.

Sincerely,

Contact Person: Molly Meyers
Client Service Rep

Authorized Signature

Certifications: CA ELAP #1186; NV #CA00014; OR ELAP #4032-001; AK UST101

The results in this report apply to the samples analyzed in accordance with the chain of custody document. This analytical report must be reproduced in its entirety.

All results listed in this report are for the exclusive use of the submitting party. BC Laboratories, Inc. assumes no responsibility for report alteration, separation, detachment or third party interpretation.



Table of Contents

Sample Information

Chain of Custody and Cooler Receipt form.....	3
Laboratory / Client Sample Cross Reference.....	5

Sample Results

1504007-01 - QA-W-1502012	
Volatile Organic Analysis (EPA Method 8260B).....	9
Purgeable Aromatics and Total Petroleum Hydrocarbons.....	10
1504007-02 - MW-1AR-W-150212	
Volatile Organic Analysis (EPA Method 8260B).....	11
Purgeable Aromatics and Total Petroleum Hydrocarbons.....	12
1504007-03 - MW-1BR-W-150212	
Volatile Organic Analysis (EPA Method 8260B).....	13
Purgeable Aromatics and Total Petroleum Hydrocarbons.....	14
1504007-04 - MW-5-W-150212	
Volatile Organic Analysis (EPA Method 8260B).....	15
Purgeable Aromatics and Total Petroleum Hydrocarbons.....	16
1504007-05 - MW-6-W-150212	
Volatile Organic Analysis (EPA Method 8260B).....	17
Purgeable Aromatics and Total Petroleum Hydrocarbons.....	18
1504007-06 - MW-7-W-150212	
Volatile Organic Analysis (EPA Method 8260B).....	19
Purgeable Aromatics and Total Petroleum Hydrocarbons.....	20
1504007-07 - MW-8-W-150212	
Volatile Organic Analysis (EPA Method 8260B).....	21
Purgeable Aromatics and Total Petroleum Hydrocarbons.....	22
1504007-08 - MW-9-W-150212	
Volatile Organic Analysis (EPA Method 8260B).....	23
Purgeable Aromatics and Total Petroleum Hydrocarbons.....	24
1504007-09 - MW-10-W-150212	
Volatile Organic Analysis (EPA Method 8260B).....	25
Purgeable Aromatics and Total Petroleum Hydrocarbons.....	26
1504007-10 - MW-11-W-150212	
Volatile Organic Analysis (EPA Method 8260B).....	27
Purgeable Aromatics and Total Petroleum Hydrocarbons.....	28

Quality Control Reports

Volatile Organic Analysis (EPA Method 8260B)	
Method Blank Analysis.....	29
Laboratory Control Sample.....	30
Precision and Accuracy.....	31
Purgeable Aromatics and Total Petroleum Hydrocarbons	
Method Blank Analysis.....	32
Laboratory Control Sample.....	33
Precision and Accuracy.....	34

Notes

Notes and Definitions.....	35
----------------------------	----

The results in this report apply to the samples analyzed in accordance with the chain of custody document. This analytical report must be reproduced in its entirety.

All results listed in this report are for the exclusive use of the submitting party. BC Laboratories, Inc. assumes no responsibility for report alteration, separation, detachment or third party interpretation.



Laboratories, Inc.

Environmental Testing Laboratory Since 1949

Chain of Custody and Cooler Receipt Form for 1504007 Page 1 of 2

15-04007

Union Oil Company of California ■ 6101 Bollinger Canyon Road ■ San Ramon, CA 94583

COG 1 of 1

CHAIN OF CUSTODY FORM

Union Oil Consultant: Arceco's

Union Oil Site ID: 0843

Site Global ID: T0600102263

Site Address: 1629 Webster St
Alameda CA

Union Oil PM: 925-790-6912

Union Oil PM Phone No.: N. Arceco's

Charge Code: NWRTB-0351849 -0- LAB

This is a LEGAL document. ALL fields must be filled out CORRECTLY and COMPLETELY.

Union Oil Consultant: Arceco's

Consultant Contact: K. Brown

Consultant Phone No.: 510-586-9635

Sampling Company: Gettler Ryan Inc

Sampled By (PRINT): Sim Heenan

Sampler Signature: [Signature]

BC Laboratories, Inc.
Project Manager: Molly Meyers
4100 Atlas Court, Bakersfield, CA 93308
Phone No. 661-327-4911

SAMPLE ID	Field Point Name	Matrix	DTW	Date (yyymmdd)	Sample Time	# of Containers	ANALYSES REQUIRED					Notes / Comments
							TPH - Diesel by EPA 8015	TPH - G by EPA 8015	BTEX/MTBE/DBP by EPA 8260B	Ethanol by EPA 8260B	EPA 8260B Full List with OXYS	
-1	GA	W-S-A		150212	1205	2	X	X	X	X	X	
-2	MW-1AR	W-S-A			1115	6	X	X	X	X	X	
-3	MW-1BR	W-S-A			0635		X	X	X	X	X	
-4	MW-5	W-S-A			0535		X	X	X	X	X	
-5	MW-6	W-S-A			0810		X	X	X	X	X	
-6	MW-7	W-S-A			0730		X	X	X	X	X	
-7	MW-8	W-S-A			0935		X	X	X	X	X	
-8	MW-9	W-S-A			0858		X	X	X	X	X	
-9	MW-10	W-S-A			1024		X	X	X	X	X	
-10	MW-11	W-S-A					X	X	X	X	X	

Relinquished By: Gettler Ryan Date / Time: 2/13/15

Received By: [Signature] Date / Time: 2-17-15 14:30

Relinquished By: David Berger Company: BCLAB Date / Time: 2-17-15 18:30

Received By: [Signature] Company: BCLAB Date / Time: 2-17-15 18:30

REL. [Signature] 2-17-15 2005

[Signature] 2-17-15 2005

The results in this report apply to the samples analyzed in accordance with the chain of custody document. This analytical report must be reproduced in its entirety.

All results listed in this report are for the exclusive use of the submitting party. BC Laboratories, Inc. assumes no responsibility for report alteration, separation, detachment or third party interpretation.



BC LABORATORIES INC. COOLER RECEIPT FORM Rev. No. 18 09/04/14 Page 1 of 1

Submission #: 15-04007

SHIPPING INFORMATION
Federal Express [] UPS [] Hand Delivery []
BC Lab Field Service [x] Other [] (Specify) _____

SHIPPING CONTAINER
Ice Chest [x] None [] Box []
Other [] (Specify) _____

FREE LIQUID
YES [] NO []

Refrigerant: Ice [x] Blue Ice [] None [] Other [] Comments: _____

Custody Seals Ice Chest [] Containers [] None [x]
Intact? Yes [] No [] Intact? Yes [] No [] Comments: _____

All samples received? Yes [x] No [] All samples containers intact? Yes [x] No [] Description(s) match COC? Yes [x] No []

COC Received
[x] YES [] NO

Emissivity: 0.97 Container: 1009 Thermometer ID: 208

Date/Time 2/17/15

Temperature: (A) 1.0 °C / (C) 0.9 °C

Analyst Init KIB 2246

Table with columns for Sample Containers and Sample Numbers (1-10). Rows include various sample types like QT GENERAL MINERAL, PT PE UNPRESERVED, etc. Handwritten entries include 'A, B' and 'A>F' in the sample number columns.

Comments:
Sample Numbering Completed By: [Signature] Date/Time: 2/18/15 0900 [S:\WPDoc\WordPerfect\LAB_DOCS\FORMS\SAMREC]
A = Actual / C = Corrected



Arcadis
2000 Powell Street 7th Floor
Emeryville, CA 94608

Reported: 02/20/2015 18:02
Project: 0843
Project Number: 351849
Project Manager: Kathy Brandt

Laboratory / Client Sample Cross Reference

Laboratory	Client Sample Information
------------	---------------------------

1504007-01	COC Number: --- Project Number: 0843 Sampling Location: --- Sampling Point: QA-W-1502012 Sampled By: GRD	Receive Date: 02/17/2015 22:35 Sampling Date: 02/12/2015 00:00 Sample Depth: --- Lab Matrix: Water Sample Type: Trip Blank Delivery Work Order: Global ID: T0600102263 Location ID (FieldPoint): QA Matrix: W Sample QC Type (SACode): CS Cooler ID:
-------------------	---	---

1504007-02	COC Number: --- Project Number: 0843 Sampling Location: --- Sampling Point: MW-1AR-W-150212 Sampled By: GRD	Receive Date: 02/17/2015 22:35 Sampling Date: 02/12/2015 12:05 Sample Depth: --- Lab Matrix: Water Sample Type: Water Delivery Work Order: Global ID: T0600102263 Location ID (FieldPoint): MW-1AR Matrix: W Sample QC Type (SACode): CS Cooler ID:
-------------------	--	--

1504007-03	COC Number: --- Project Number: 0843 Sampling Location: --- Sampling Point: MW-1BR-W-150212 Sampled By: GRD	Receive Date: 02/17/2015 22:35 Sampling Date: 02/12/2015 11:15 Sample Depth: --- Lab Matrix: Water Sample Type: Water Delivery Work Order: Global ID: T0600102263 Location ID (FieldPoint): MW-1BR Matrix: W Sample QC Type (SACode): CS Cooler ID:
-------------------	--	--

The results in this report apply to the samples analyzed in accordance with the chain of custody document. This analytical report must be reproduced in its entirety.

All results listed in this report are for the exclusive use of the submitting party. BC Laboratories, Inc. assumes no responsibility for report alteration, separation, detachment or third party interpretation.



Arcadis
2000 Powell Street 7th Floor
Emeryville, CA 94608

Reported: 02/20/2015 18:02
Project: 0843
Project Number: 351849
Project Manager: Kathy Brandt

Laboratory / Client Sample Cross Reference

Laboratory	Client Sample Information
------------	---------------------------

1504007-04	COC Number: --- Project Number: 0843 Sampling Location: --- Sampling Point: MW-5-W-150212 Sampled By: GRD	Receive Date: 02/17/2015 22:35 Sampling Date: 02/12/2015 06:35 Sample Depth: --- Lab Matrix: Water Sample Type: Water Delivery Work Order: Global ID: T0600102263 Location ID (FieldPoint): MW-5 Matrix: W Sample QC Type (SACode): CS Cooler ID:
-------------------	--	--

1504007-05	COC Number: --- Project Number: 0843 Sampling Location: --- Sampling Point: MW-6-W-150212 Sampled By: GRD	Receive Date: 02/17/2015 22:35 Sampling Date: 02/12/2015 05:35 Sample Depth: --- Lab Matrix: Water Sample Type: Water Delivery Work Order: Global ID: T0600102263 Location ID (FieldPoint): MW-6 Matrix: W Sample QC Type (SACode): CS Cooler ID:
-------------------	--	--

1504007-06	COC Number: --- Project Number: 0843 Sampling Location: --- Sampling Point: MW-7-W-150212 Sampled By: GRD	Receive Date: 02/17/2015 22:35 Sampling Date: 02/12/2015 08:10 Sample Depth: --- Lab Matrix: Water Sample Type: Water Delivery Work Order: Global ID: T0600102263 Location ID (FieldPoint): MW-7 Matrix: W Sample QC Type (SACode): CS Cooler ID:
-------------------	--	--

The results in this report apply to the samples analyzed in accordance with the chain of custody document. This analytical report must be reproduced in its entirety.

All results listed in this report are for the exclusive use of the submitting party. BC Laboratories, Inc. assumes no responsibility for report alteration, separation, detachment or third party interpretation.



Arcadis
2000 Powell Street 7th Floor
Emeryville, CA 94608

Reported: 02/20/2015 18:02
Project: 0843
Project Number: 351849
Project Manager: Kathy Brandt

Laboratory / Client Sample Cross Reference

Laboratory	Client Sample Information
------------	---------------------------

1504007-07	COC Number: --- Project Number: 0843 Sampling Location: --- Sampling Point: MW-8-W-150212 Sampled By: GRD	Receive Date: 02/17/2015 22:35 Sampling Date: 02/12/2015 07:30 Sample Depth: --- Lab Matrix: Water Sample Type: Water Delivery Work Order: Global ID: T0600102263 Location ID (FieldPoint): MW-8 Matrix: W Sample QC Type (SACode): CS Cooler ID:
-------------------	--	--

1504007-08	COC Number: --- Project Number: 0843 Sampling Location: --- Sampling Point: MW-9-W-150212 Sampled By: GRD	Receive Date: 02/17/2015 22:35 Sampling Date: 02/12/2015 09:35 Sample Depth: --- Lab Matrix: Water Sample Type: Water Delivery Work Order: Global ID: T0600102263 Location ID (FieldPoint): MW-9 Matrix: W Sample QC Type (SACode): CS Cooler ID:
-------------------	--	--

1504007-09	COC Number: --- Project Number: 0843 Sampling Location: --- Sampling Point: MW-10-W-150212 Sampled By: GRD	Receive Date: 02/17/2015 22:35 Sampling Date: 02/12/2015 08:55 Sample Depth: --- Lab Matrix: Water Sample Type: Water Delivery Work Order: Global ID: T0600102263 Location ID (FieldPoint): MW-10 Matrix: W Sample QC Type (SACode): CS Cooler ID:
-------------------	---	---

The results in this report apply to the samples analyzed in accordance with the chain of custody document. This analytical report must be reproduced in its entirety.

All results listed in this report are for the exclusive use of the submitting party. BC Laboratories, Inc. assumes no responsibility for report alteration, separation, detachment or third party interpretation.



Arcadis
2000 Powell Street 7th Floor
Emeryville, CA 94608

Reported: 02/20/2015 18:02
Project: 0843
Project Number: 351849
Project Manager: Kathy Brandt

Laboratory / Client Sample Cross Reference

Laboratory	Client Sample Information
------------	---------------------------

1504007-10

COC Number: ---
Project Number: 0843
Sampling Location: ---
Sampling Point: MW-11-W-150212
Sampled By: GRD

Receive Date: 02/17/2015 22:35
Sampling Date: 02/12/2015 10:20
Sample Depth: ---
Lab Matrix: Water
Sample Type: Water
Delivery Work Order:
Global ID: T0600102263
Location ID (FieldPoint): MW-11
Matrix: W
Sample QC Type (SACode): CS
Cooler ID:

The results in this report apply to the samples analyzed in accordance with the chain of custody document. This analytical report must be reproduced in its entirety.

All results listed in this report are for the exclusive use of the submitting party. BC Laboratories, Inc. assumes no responsibility for report alteration, separation, detachment or third party interpretation.



Arcadis
2000 Powell Street 7th Floor
Emeryville, CA 94608

Reported: 02/20/2015 18:02
Project: 0843
Project Number: 351849
Project Manager: Kathy Brandt

Volatile Organic Analysis (EPA Method 8260B)

BCL Sample ID: 1504007-01	Client Sample Name: 0843, QA-W-1502012, 2/12/2015 12:00:00AM
----------------------------------	---

Constituent	Result	Units	PQL	MDL	Method	MB Bias	Lab Quals	Run #
Benzene	ND	ug/L	0.50		EPA-8260B	ND		1
1,2-Dibromoethane	ND	ug/L	0.50		EPA-8260B	ND		1
1,2-Dichloroethane	ND	ug/L	0.50		EPA-8260B	ND		1
Ethylbenzene	ND	ug/L	0.50		EPA-8260B	ND		1
Methyl t-butyl ether	ND	ug/L	0.50		EPA-8260B	ND		1
Toluene	ND	ug/L	0.50		EPA-8260B	ND		1
Total Xylenes	ND	ug/L	1.0		EPA-8260B	ND		1
t-Amyl Methyl ether	ND	ug/L	0.50		EPA-8260B	ND		1
t-Butyl alcohol	ND	ug/L	10		EPA-8260B	ND		1
Diisopropyl ether	ND	ug/L	0.50		EPA-8260B	ND		1
Ethanol	ND	ug/L	250		EPA-8260B	ND		1
Ethyl t-butyl ether	ND	ug/L	0.50		EPA-8260B	ND		1
1,2-Dichloroethane-d4 (Surrogate)	89.0	%	75 - 125 (LCL - UCL)		EPA-8260B			1
Toluene-d8 (Surrogate)	97.7	%	80 - 120 (LCL - UCL)		EPA-8260B			1
4-Bromofluorobenzene (Surrogate)	85.9	%	80 - 120 (LCL - UCL)		EPA-8260B			1

Run #	Method	Prep Date	Run Date/Time	Analyst	Instrument	Dilution	QC Batch ID
1	EPA-8260B	02/18/15	02/18/15 15:48	JMS	MS-V12	1	BYB1520

The results in this report apply to the samples analyzed in accordance with the chain of custody document. This analytical report must be reproduced in its entirety.

All results listed in this report are for the exclusive use of the submitting party. BC Laboratories, Inc. assumes no responsibility for report alteration, separation, detachment or third party interpretation.



Arcadis
2000 Powell Street 7th Floor
Emeryville, CA 94608

Reported: 02/20/2015 18:02
Project: 0843
Project Number: 351849
Project Manager: Kathy Brandt

Purgeable Aromatics and Total Petroleum Hydrocarbons

BCL Sample ID: 1504007-01	Client Sample Name: 0843, QA-W-1502012, 2/12/2015 12:00:00AM
----------------------------------	---

Constituent	Result	Units	PQL	MDL	Method	MB Bias	Lab Quals	Run #
Gasoline Range Organics (C6 - C12)	ND	ug/L	50		EPA-8015B	ND		1
a,a,a-Trifluorotoluene (FID Surrogate)	96.8	%	70 - 130 (LCL - UCL)		EPA-8015B			1

Run #	Method	Prep Date	Run Date/Time	Analyst	Instrument	Dilution	QC Batch ID
1	EPA-8015B	02/19/15	02/19/15 19:30	SE1	GC-V9	1	BYB1598

The results in this report apply to the samples analyzed in accordance with the chain of custody document. This analytical report must be reproduced in its entirety.

All results listed in this report are for the exclusive use of the submitting party. BC Laboratories, Inc. assumes no responsibility for report alteration, separation, detachment or third party interpretation.



Arcadis
2000 Powell Street 7th Floor
Emeryville, CA 94608

Reported: 02/20/2015 18:02
Project: 0843
Project Number: 351849
Project Manager: Kathy Brandt

Volatile Organic Analysis (EPA Method 8260B)

BCL Sample ID: 1504007-02	Client Sample Name: 0843, MW-1AR-W-150212, 2/12/2015 12:05:00PM
----------------------------------	--

Constituent	Result	Units	PQL	MDL	Method	MB Bias	Lab Quals	Run #
Benzene	ND	ug/L	0.50		EPA-8260B	ND		1
1,2-Dibromoethane	ND	ug/L	0.50		EPA-8260B	ND		1
1,2-Dichloroethane	ND	ug/L	0.50		EPA-8260B	ND		1
Ethylbenzene	ND	ug/L	0.50		EPA-8260B	ND		1
Methyl t-butyl ether	7.4	ug/L	0.50		EPA-8260B	ND		1
Toluene	ND	ug/L	0.50		EPA-8260B	ND		1
Total Xylenes	ND	ug/L	1.0		EPA-8260B	ND		1
t-Amyl Methyl ether	ND	ug/L	0.50		EPA-8260B	ND		1
t-Butyl alcohol	ND	ug/L	10		EPA-8260B	ND		1
Diisopropyl ether	ND	ug/L	0.50		EPA-8260B	ND		1
Ethanol	ND	ug/L	250		EPA-8260B	ND		1
Ethyl t-butyl ether	ND	ug/L	0.50		EPA-8260B	ND		1
1,2-Dichloroethane-d4 (Surrogate)	86.5	%	75 - 125 (LCL - UCL)		EPA-8260B			1
Toluene-d8 (Surrogate)	98.7	%	80 - 120 (LCL - UCL)		EPA-8260B			1
4-Bromofluorobenzene (Surrogate)	94.4	%	80 - 120 (LCL - UCL)		EPA-8260B			1

Run #	Method	Prep Date	Run Date/Time	Analyst	Instrument	Dilution	QC Batch ID
1	EPA-8260B	02/18/15	02/19/15 11:05	JMS	MS-V12	1	BYB1520

The results in this report apply to the samples analyzed in accordance with the chain of custody document. This analytical report must be reproduced in its entirety.

All results listed in this report are for the exclusive use of the submitting party. BC Laboratories, Inc. assumes no responsibility for report alteration, separation, detachment or third party interpretation.



Arcadis
2000 Powell Street 7th Floor
Emeryville, CA 94608

Reported: 02/20/2015 18:02
Project: 0843
Project Number: 351849
Project Manager: Kathy Brandt

Purgeable Aromatics and Total Petroleum Hydrocarbons

BCL Sample ID: 1504007-02	Client Sample Name: 0843, MW-1AR-W-150212, 2/12/2015 12:05:00PM
----------------------------------	--

Constituent	Result	Units	PQL	MDL	Method	MB Bias	Lab Quals	Run #
Gasoline Range Organics (C6 - C12)	ND	ug/L	50		EPA-8015B	ND		1
a,a,a-Trifluorotoluene (FID Surrogate)	98.2	%	70 - 130 (LCL - UCL)		EPA-8015B			1

Run #	Method	Prep Date	Run Date/Time	Analyst	Instrument	Dilution	QC Batch ID
1	EPA-8015B	02/19/15	02/19/15 19:51	SE1	GC-V9	1	BYB1598

The results in this report apply to the samples analyzed in accordance with the chain of custody document. This analytical report must be reproduced in its entirety.

All results listed in this report are for the exclusive use of the submitting party. BC Laboratories, Inc. assumes no responsibility for report alteration, separation, detachment or third party interpretation.



Arcadis
2000 Powell Street 7th Floor
Emeryville, CA 94608

Reported: 02/20/2015 18:02
Project: 0843
Project Number: 351849
Project Manager: Kathy Brandt

Volatile Organic Analysis (EPA Method 8260B)

BCL Sample ID: 1504007-03	Client Sample Name: 0843, MW-1BR-W-150212, 2/12/2015 11:15:00AM
----------------------------------	--

Constituent	Result	Units	PQL	MDL	Method	MB Bias	Lab Quals	Run #
Benzene	ND	ug/L	0.50		EPA-8260B	ND		1
1,2-Dibromoethane	ND	ug/L	0.50		EPA-8260B	ND		1
1,2-Dichloroethane	ND	ug/L	0.50		EPA-8260B	ND		1
Ethylbenzene	ND	ug/L	0.50		EPA-8260B	ND		1
Methyl t-butyl ether	ND	ug/L	0.50		EPA-8260B	ND		1
Toluene	ND	ug/L	0.50		EPA-8260B	ND		1
Total Xylenes	ND	ug/L	1.0		EPA-8260B	ND		1
t-Amyl Methyl ether	ND	ug/L	0.50		EPA-8260B	ND		1
t-Butyl alcohol	ND	ug/L	10		EPA-8260B	ND		1
Diisopropyl ether	ND	ug/L	0.50		EPA-8260B	ND		1
Ethanol	ND	ug/L	250		EPA-8260B	ND		1
Ethyl t-butyl ether	ND	ug/L	0.50		EPA-8260B	ND		1
1,2-Dichloroethane-d4 (Surrogate)	90.0	%	75 - 125 (LCL - UCL)		EPA-8260B			1
Toluene-d8 (Surrogate)	102	%	80 - 120 (LCL - UCL)		EPA-8260B			1
4-Bromofluorobenzene (Surrogate)	86.7	%	80 - 120 (LCL - UCL)		EPA-8260B			1

Run #	Method	Prep Date	Run Date/Time	Analyst	Instrument	Dilution	QC Batch ID
1	EPA-8260B	02/18/15	02/19/15 01:15	JMS	MS-V12	1	BYB1520

The results in this report apply to the samples analyzed in accordance with the chain of custody document. This analytical report must be reproduced in its entirety.

All results listed in this report are for the exclusive use of the submitting party. BC Laboratories, Inc. assumes no responsibility for report alteration, separation, detachment or third party interpretation.



Arcadis
2000 Powell Street 7th Floor
Emeryville, CA 94608

Reported: 02/20/2015 18:02
Project: 0843
Project Number: 351849
Project Manager: Kathy Brandt

Purgeable Aromatics and Total Petroleum Hydrocarbons

BCL Sample ID: 1504007-03	Client Sample Name: 0843, MW-1BR-W-150212, 2/12/2015 11:15:00AM
----------------------------------	--

Constituent	Result	Units	PQL	MDL	Method	MB Bias	Lab Quals	Run #
Gasoline Range Organics (C6 - C12)	ND	ug/L	50		EPA-8015B	ND		1
a,a,a-Trifluorotoluene (FID Surrogate)	98.3	%	70 - 130 (LCL - UCL)		EPA-8015B			1

Run #	Method	Prep Date	Run Date/Time	Analyst	Instrument	Dilution	QC Batch ID
1	EPA-8015B	02/19/15	02/19/15 20:12	SE1	GC-V9	1	BYB1598

The results in this report apply to the samples analyzed in accordance with the chain of custody document. This analytical report must be reproduced in its entirety.

All results listed in this report are for the exclusive use of the submitting party. BC Laboratories, Inc. assumes no responsibility for report alteration, separation, detachment or third party interpretation.



Arcadis
2000 Powell Street 7th Floor
Emeryville, CA 94608

Reported: 02/20/2015 18:02
Project: 0843
Project Number: 351849
Project Manager: Kathy Brandt

Volatile Organic Analysis (EPA Method 8260B)

BCL Sample ID: 1504007-04	Client Sample Name: 0843, MW-5-W-150212, 2/12/2015 6:35:00AM
----------------------------------	---

Constituent	Result	Units	PQL	MDL	Method	MB Bias	Lab Quals	Run #
Benzene	ND	ug/L	0.50		EPA-8260B	ND		1
1,2-Dibromoethane	ND	ug/L	0.50		EPA-8260B	ND		1
1,2-Dichloroethane	ND	ug/L	0.50		EPA-8260B	ND		1
Ethylbenzene	ND	ug/L	0.50		EPA-8260B	ND		1
Methyl t-butyl ether	180	ug/L	2.5		EPA-8260B	ND	A01	2
Toluene	ND	ug/L	0.50		EPA-8260B	ND		1
Total Xylenes	ND	ug/L	1.0		EPA-8260B	ND		1
t-Amyl Methyl ether	ND	ug/L	0.50		EPA-8260B	ND		1
t-Butyl alcohol	ND	ug/L	10		EPA-8260B	ND		1
Diisopropyl ether	ND	ug/L	0.50		EPA-8260B	ND		1
Ethanol	ND	ug/L	250		EPA-8260B	ND		1
Ethyl t-butyl ether	ND	ug/L	0.50		EPA-8260B	ND		1
1,2-Dichloroethane-d4 (Surrogate)	91.5	%	75 - 125 (LCL - UCL)		EPA-8260B			1
1,2-Dichloroethane-d4 (Surrogate)	86.0	%	75 - 125 (LCL - UCL)		EPA-8260B			2
Toluene-d8 (Surrogate)	104	%	80 - 120 (LCL - UCL)		EPA-8260B			1
Toluene-d8 (Surrogate)	102	%	80 - 120 (LCL - UCL)		EPA-8260B			2
4-Bromofluorobenzene (Surrogate)	84.7	%	80 - 120 (LCL - UCL)		EPA-8260B			1
4-Bromofluorobenzene (Surrogate)	93.9	%	80 - 120 (LCL - UCL)		EPA-8260B			2

Run #	Method	Prep Date	Run Date/Time	Analyst	Instrument	Dilution	QC Batch ID
1	EPA-8260B	02/18/15	02/18/15 16:59	JMS	MS-V12	1	BYB1520
2	EPA-8260B	02/18/15	02/19/15 13:43	JMS	MS-V12	5	BYB1520

The results in this report apply to the samples analyzed in accordance with the chain of custody document. This analytical report must be reproduced in its entirety.

All results listed in this report are for the exclusive use of the submitting party. BC Laboratories, Inc. assumes no responsibility for report alteration, separation, detachment or third party interpretation.



Arcadis
2000 Powell Street 7th Floor
Emeryville, CA 94608

Reported: 02/20/2015 18:02
Project: 0843
Project Number: 351849
Project Manager: Kathy Brandt

Purgeable Aromatics and Total Petroleum Hydrocarbons

BCL Sample ID: 1504007-04	Client Sample Name: 0843, MW-5-W-150212, 2/12/2015 6:35:00AM
----------------------------------	---

Constituent	Result	Units	PQL	MDL	Method	MB Bias	Lab Quals	Run #
Gasoline Range Organics (C6 - C12)	ND	ug/L	50		EPA-8015B	ND		1
a,a,a-Trifluorotoluene (FID Surrogate)	94.6	%	70 - 130 (LCL - UCL)		EPA-8015B			1

Run #	Method	Prep Date	Run Date/Time	Analyst	Instrument	Dilution	QC Batch ID
1	EPA-8015B	02/19/15	02/19/15 20:32	SE1	GC-V9	1	BYB1598

The results in this report apply to the samples analyzed in accordance with the chain of custody document. This analytical report must be reproduced in its entirety.

All results listed in this report are for the exclusive use of the submitting party. BC Laboratories, Inc. assumes no responsibility for report alteration, separation, detachment or third party interpretation.



Arcadis
2000 Powell Street 7th Floor
Emeryville, CA 94608

Reported: 02/20/2015 18:02
Project: 0843
Project Number: 351849
Project Manager: Kathy Brandt

Volatile Organic Analysis (EPA Method 8260B)

BCL Sample ID: 1504007-05	Client Sample Name: 0843, MW-6-W-150212, 2/12/2015 5:35:00AM
----------------------------------	---

Constituent	Result	Units	PQL	MDL	Method	MB Bias	Lab Quals	Run #
Benzene	ND	ug/L	0.50		EPA-8260B	ND		1
1,2-Dibromoethane	ND	ug/L	0.50		EPA-8260B	ND		1
1,2-Dichloroethane	ND	ug/L	0.50		EPA-8260B	ND		1
Ethylbenzene	ND	ug/L	0.50		EPA-8260B	ND		1
Methyl t-butyl ether	5.7	ug/L	0.50		EPA-8260B	ND		1
Toluene	ND	ug/L	0.50		EPA-8260B	ND		1
Total Xylenes	ND	ug/L	1.0		EPA-8260B	ND		1
t-Amyl Methyl ether	ND	ug/L	0.50		EPA-8260B	ND		1
t-Butyl alcohol	ND	ug/L	10		EPA-8260B	ND		1
Diisopropyl ether	ND	ug/L	0.50		EPA-8260B	ND		1
Ethanol	ND	ug/L	250		EPA-8260B	ND		1
Ethyl t-butyl ether	ND	ug/L	0.50		EPA-8260B	ND		1
1,2-Dichloroethane-d4 (Surrogate)	90.0	%	75 - 125 (LCL - UCL)		EPA-8260B			1
Toluene-d8 (Surrogate)	103	%	80 - 120 (LCL - UCL)		EPA-8260B			1
4-Bromofluorobenzene (Surrogate)	94.8	%	80 - 120 (LCL - UCL)		EPA-8260B			1

Run #	Method	Prep Date	Run Date/Time	Analyst	Instrument	Dilution	QC Batch ID
1	EPA-8260B	02/18/15	02/19/15 11:22	JMS	MS-V12	1	BYB1520

The results in this report apply to the samples analyzed in accordance with the chain of custody document. This analytical report must be reproduced in its entirety.

All results listed in this report are for the exclusive use of the submitting party. BC Laboratories, Inc. assumes no responsibility for report alteration, separation, detachment or third party interpretation.



Arcadis
2000 Powell Street 7th Floor
Emeryville, CA 94608

Reported: 02/20/2015 18:02
Project: 0843
Project Number: 351849
Project Manager: Kathy Brandt

Purgeable Aromatics and Total Petroleum Hydrocarbons

BCL Sample ID: 1504007-05	Client Sample Name: 0843, MW-6-W-150212, 2/12/2015 5:35:00AM
----------------------------------	---

Constituent	Result	Units	PQL	MDL	Method	MB Bias	Lab Quals	Run #
Gasoline Range Organics (C6 - C12)	ND	ug/L	50		EPA-8015B	ND		1
a,a,a-Trifluorotoluene (FID Surrogate)	91.4	%	70 - 130 (LCL - UCL)		EPA-8015B			1

Run #	Method	Prep Date	Run Date/Time	Analyst	Instrument	Dilution	QC Batch ID
1	EPA-8015B	02/19/15	02/19/15 20:53	SE1	GC-V9	1	BYB1598

The results in this report apply to the samples analyzed in accordance with the chain of custody document. This analytical report must be reproduced in its entirety.

All results listed in this report are for the exclusive use of the submitting party. BC Laboratories, Inc. assumes no responsibility for report alteration, separation, detachment or third party interpretation.



Arcadis
2000 Powell Street 7th Floor
Emeryville, CA 94608

Reported: 02/20/2015 18:02
Project: 0843
Project Number: 351849
Project Manager: Kathy Brandt

Volatile Organic Analysis (EPA Method 8260B)

BCL Sample ID: 1504007-06	Client Sample Name: 0843, MW-7-W-150212, 2/12/2015 8:10:00AM
----------------------------------	---

Constituent	Result	Units	PQL	MDL	Method	MB Bias	Lab Quals	Run #
Benzene	ND	ug/L	0.50		EPA-8260B	ND		1
1,2-Dibromoethane	ND	ug/L	0.50		EPA-8260B	ND		1
1,2-Dichloroethane	ND	ug/L	0.50		EPA-8260B	ND		1
Ethylbenzene	ND	ug/L	0.50		EPA-8260B	ND		1
Methyl t-butyl ether	ND	ug/L	0.50		EPA-8260B	ND		1
Toluene	ND	ug/L	0.50		EPA-8260B	ND		1
Total Xylenes	ND	ug/L	1.0		EPA-8260B	ND		1
t-Amyl Methyl ether	ND	ug/L	0.50		EPA-8260B	ND		1
t-Butyl alcohol	ND	ug/L	10		EPA-8260B	ND		1
Diisopropyl ether	ND	ug/L	0.50		EPA-8260B	ND		1
Ethanol	ND	ug/L	250		EPA-8260B	ND		1
Ethyl t-butyl ether	ND	ug/L	0.50		EPA-8260B	ND		1
1,2-Dichloroethane-d4 (Surrogate)	90.0	%	75 - 125 (LCL - UCL)		EPA-8260B			1
Toluene-d8 (Surrogate)	102	%	80 - 120 (LCL - UCL)		EPA-8260B			1
4-Bromofluorobenzene (Surrogate)	86.8	%	80 - 120 (LCL - UCL)		EPA-8260B			1

Run #	Method	Prep Date	Run Date/Time	Analyst	Instrument	Dilution	QC Batch ID
1	EPA-8260B	02/18/15	02/19/15 03:01	JMS	MS-V12	1	BYB1520

The results in this report apply to the samples analyzed in accordance with the chain of custody document. This analytical report must be reproduced in its entirety.

All results listed in this report are for the exclusive use of the submitting party. BC Laboratories, Inc. assumes no responsibility for report alteration, separation, detachment or third party interpretation.



Arcadis
2000 Powell Street 7th Floor
Emeryville, CA 94608

Reported: 02/20/2015 18:02
Project: 0843
Project Number: 351849
Project Manager: Kathy Brandt

Purgeable Aromatics and Total Petroleum Hydrocarbons

BCL Sample ID: 1504007-06	Client Sample Name: 0843, MW-7-W-150212, 2/12/2015 8:10:00AM
----------------------------------	---

Constituent	Result	Units	PQL	MDL	Method	MB Bias	Lab Quals	Run #
Gasoline Range Organics (C6 - C12)	ND	ug/L	50		EPA-8015B	ND		1
a,a,a-Trifluorotoluene (FID Surrogate)	95.5	%	70 - 130 (LCL - UCL)		EPA-8015B			1

Run #	Method	Prep Date	Run Date/Time	Analyst	Instrument	Dilution	QC Batch ID
1	EPA-8015B	02/19/15	02/19/15 21:13	SE1	GC-V9	1	BYB1598

The results in this report apply to the samples analyzed in accordance with the chain of custody document. This analytical report must be reproduced in its entirety.

All results listed in this report are for the exclusive use of the submitting party. BC Laboratories, Inc. assumes no responsibility for report alteration, separation, detachment or third party interpretation.



Arcadis
2000 Powell Street 7th Floor
Emeryville, CA 94608

Reported: 02/20/2015 18:02
Project: 0843
Project Number: 351849
Project Manager: Kathy Brandt

Volatile Organic Analysis (EPA Method 8260B)

BCL Sample ID: 1504007-07	Client Sample Name: 0843, MW-8-W-150212, 2/12/2015 7:30:00AM
----------------------------------	---

Constituent	Result	Units	PQL	MDL	Method	MB Bias	Lab Quals	Run #
Benzene	ND	ug/L	0.50		EPA-8260B	ND		1
1,2-Dibromoethane	ND	ug/L	0.50		EPA-8260B	ND		1
1,2-Dichloroethane	ND	ug/L	0.50		EPA-8260B	ND		1
Ethylbenzene	ND	ug/L	0.50		EPA-8260B	ND		1
Methyl t-butyl ether	ND	ug/L	0.50		EPA-8260B	ND		1
Toluene	ND	ug/L	0.50		EPA-8260B	ND		1
Total Xylenes	ND	ug/L	1.0		EPA-8260B	ND		1
t-Amyl Methyl ether	ND	ug/L	0.50		EPA-8260B	ND		1
t-Butyl alcohol	ND	ug/L	10		EPA-8260B	ND		1
Diisopropyl ether	ND	ug/L	0.50		EPA-8260B	ND		1
Ethanol	ND	ug/L	250		EPA-8260B	ND		1
Ethyl t-butyl ether	ND	ug/L	0.50		EPA-8260B	ND		1
1,2-Dichloroethane-d4 (Surrogate)	89.4	%	75 - 125 (LCL - UCL)		EPA-8260B			1
Toluene-d8 (Surrogate)	102	%	80 - 120 (LCL - UCL)		EPA-8260B			1
4-Bromofluorobenzene (Surrogate)	87.6	%	80 - 120 (LCL - UCL)		EPA-8260B			1

Run #	Method	Prep Date	Run Date/Time	Analyst	Instrument	Dilution	QC Batch ID
1	EPA-8260B	02/18/15	02/19/15 01:33	JMS	MS-V12	1	BYB1520

The results in this report apply to the samples analyzed in accordance with the chain of custody document. This analytical report must be reproduced in its entirety.

All results listed in this report are for the exclusive use of the submitting party. BC Laboratories, Inc. assumes no responsibility for report alteration, separation, detachment or third party interpretation.



Arcadis
2000 Powell Street 7th Floor
Emeryville, CA 94608

Reported: 02/20/2015 18:02
Project: 0843
Project Number: 351849
Project Manager: Kathy Brandt

Purgeable Aromatics and Total Petroleum Hydrocarbons

BCL Sample ID: 1504007-07	Client Sample Name: 0843, MW-8-W-150212, 2/12/2015 7:30:00AM
----------------------------------	---

Constituent	Result	Units	PQL	MDL	Method	MB Bias	Lab Quals	Run #
Gasoline Range Organics (C6 - C12)	ND	ug/L	50		EPA-8015B	ND		1
a,a,a-Trifluorotoluene (FID Surrogate)	95.9	%	70 - 130 (LCL - UCL)		EPA-8015B			1

Run #	Method	Prep Date	Run Date/Time	Analyst	Instrument	Dilution	QC Batch ID
1	EPA-8015B	02/19/15	02/19/15 21:34	SE1	GC-V9	1	BYB1598

The results in this report apply to the samples analyzed in accordance with the chain of custody document. This analytical report must be reproduced in its entirety.

All results listed in this report are for the exclusive use of the submitting party. BC Laboratories, Inc. assumes no responsibility for report alteration, separation, detachment or third party interpretation.



Arcadis
2000 Powell Street 7th Floor
Emeryville, CA 94608

Reported: 02/20/2015 18:02
Project: 0843
Project Number: 351849
Project Manager: Kathy Brandt

Volatile Organic Analysis (EPA Method 8260B)

BCL Sample ID: 1504007-08	Client Sample Name: 0843, MW-9-W-150212, 2/12/2015 9:35:00AM
----------------------------------	---

Constituent	Result	Units	PQL	MDL	Method	MB Bias	Lab Quals	Run #
Benzene	ND	ug/L	0.50		EPA-8260B	ND		1
1,2-Dibromoethane	ND	ug/L	0.50		EPA-8260B	ND		1
1,2-Dichloroethane	ND	ug/L	0.50		EPA-8260B	ND		1
Ethylbenzene	ND	ug/L	0.50		EPA-8260B	ND		1
Methyl t-butyl ether	640	ug/L	12		EPA-8260B	ND	A01	2
Toluene	ND	ug/L	0.50		EPA-8260B	ND		1
Total Xylenes	ND	ug/L	1.0		EPA-8260B	ND		1
t-Amyl Methyl ether	1.5	ug/L	0.50		EPA-8260B	ND		1
t-Butyl alcohol	ND	ug/L	10		EPA-8260B	ND		1
Diisopropyl ether	ND	ug/L	0.50		EPA-8260B	ND		1
Ethanol	ND	ug/L	250		EPA-8260B	ND		1
Ethyl t-butyl ether	ND	ug/L	0.50		EPA-8260B	ND		1
1,2-Dichloroethane-d4 (Surrogate)	89.2	%	75 - 125 (LCL - UCL)		EPA-8260B			1
1,2-Dichloroethane-d4 (Surrogate)	117	%	75 - 125 (LCL - UCL)		EPA-8260B			2
Toluene-d8 (Surrogate)	104	%	80 - 120 (LCL - UCL)		EPA-8260B			1
Toluene-d8 (Surrogate)	97.0	%	80 - 120 (LCL - UCL)		EPA-8260B			2
4-Bromofluorobenzene (Surrogate)	87.2	%	80 - 120 (LCL - UCL)		EPA-8260B			1
4-Bromofluorobenzene (Surrogate)	71.8	%	80 - 120 (LCL - UCL)		EPA-8260B		S09	2

Run #	Method	Prep Date	Run Date/Time	Analyst	Instrument	Dilution	QC Batch ID
1	EPA-8260B	02/18/15	02/19/15 02:43	JMS	MS-V12	1	BYB1520
2	EPA-8260B	02/18/15	02/19/15 14:01	JMS	MS-V12	25	BYB1520

The results in this report apply to the samples analyzed in accordance with the chain of custody document. This analytical report must be reproduced in its entirety.

All results listed in this report are for the exclusive use of the submitting party. BC Laboratories, Inc. assumes no responsibility for report alteration, separation, detachment or third party interpretation.



Arcadis
2000 Powell Street 7th Floor
Emeryville, CA 94608

Reported: 02/20/2015 18:02
Project: 0843
Project Number: 351849
Project Manager: Kathy Brandt

Purgeable Aromatics and Total Petroleum Hydrocarbons

BCL Sample ID: 1504007-08	Client Sample Name: 0843, MW-9-W-150212, 2/12/2015 9:35:00AM
----------------------------------	---

Constituent	Result	Units	PQL	MDL	Method	MB Bias	Lab Quals	Run #
Gasoline Range Organics (C6 - C12)	ND	ug/L	50		EPA-8015B	ND		1
a,a,a-Trifluorotoluene (FID Surrogate)	91.7	%	70 - 130 (LCL - UCL)		EPA-8015B			1

Run #	Method	Prep Date	Run Date/Time	Analyst	Instrument	Dilution	QC Batch ID
1	EPA-8015B	02/19/15	02/19/15 21:55	SE1	GC-V9	1	BYB1598

The results in this report apply to the samples analyzed in accordance with the chain of custody document. This analytical report must be reproduced in its entirety.

All results listed in this report are for the exclusive use of the submitting party. BC Laboratories, Inc. assumes no responsibility for report alteration, separation, detachment or third party interpretation.



Arcadis
2000 Powell Street 7th Floor
Emeryville, CA 94608

Reported: 02/20/2015 18:02
Project: 0843
Project Number: 351849
Project Manager: Kathy Brandt

Volatile Organic Analysis (EPA Method 8260B)

BCL Sample ID: 1504007-09	Client Sample Name: 0843, MW-10-W-150212, 2/12/2015 8:55:00AM
----------------------------------	--

Constituent	Result	Units	PQL	MDL	Method	MB Bias	Lab Quals	Run #
Benzene	ND	ug/L	0.50		EPA-8260B	ND		1
1,2-Dibromoethane	ND	ug/L	0.50		EPA-8260B	ND		1
1,2-Dichloroethane	ND	ug/L	0.50		EPA-8260B	ND		1
Ethylbenzene	ND	ug/L	0.50		EPA-8260B	ND		1
Methyl t-butyl ether	ND	ug/L	0.50		EPA-8260B	ND		1
Toluene	ND	ug/L	0.50		EPA-8260B	ND		1
Total Xylenes	ND	ug/L	1.0		EPA-8260B	ND		1
t-Amyl Methyl ether	ND	ug/L	0.50		EPA-8260B	ND		1
t-Butyl alcohol	ND	ug/L	10		EPA-8260B	ND		1
Diisopropyl ether	ND	ug/L	0.50		EPA-8260B	ND		1
Ethanol	ND	ug/L	250		EPA-8260B	ND		1
Ethyl t-butyl ether	ND	ug/L	0.50		EPA-8260B	ND		1
1,2-Dichloroethane-d4 (Surrogate)	93.9	%	75 - 125 (LCL - UCL)		EPA-8260B			1
Toluene-d8 (Surrogate)	103	%	80 - 120 (LCL - UCL)		EPA-8260B			1
4-Bromofluorobenzene (Surrogate)	84.4	%	80 - 120 (LCL - UCL)		EPA-8260B			1

Run #	Method	Prep Date	Run Date/Time	Analyst	Instrument	Dilution	QC Batch ID
1	EPA-8260B	02/18/15	02/18/15 17:17	JMS	MS-V12	1	BYB1520

The results in this report apply to the samples analyzed in accordance with the chain of custody document. This analytical report must be reproduced in its entirety.

All results listed in this report are for the exclusive use of the submitting party. BC Laboratories, Inc. assumes no responsibility for report alteration, separation, detachment or third party interpretation.



Arcadis
2000 Powell Street 7th Floor
Emeryville, CA 94608

Reported: 02/20/2015 18:02
Project: 0843
Project Number: 351849
Project Manager: Kathy Brandt

Purgeable Aromatics and Total Petroleum Hydrocarbons

BCL Sample ID: 1504007-09	Client Sample Name: 0843, MW-10-W-150212, 2/12/2015 8:55:00AM
----------------------------------	--

Constituent	Result	Units	PQL	MDL	Method	MB Bias	Lab Quals	Run #
Gasoline Range Organics (C6 - C12)	ND	ug/L	50		EPA-8015B	ND		1
a,a,a-Trifluorotoluene (FID Surrogate)	96.2	%	70 - 130 (LCL - UCL)		EPA-8015B			1

Run #	Method	Prep Date	Run Date/Time	Analyst	Instrument	Dilution	QC Batch ID
1	EPA-8015B	02/19/15	02/19/15 22:15	SE1	GC-V9	1	BYB1598

The results in this report apply to the samples analyzed in accordance with the chain of custody document. This analytical report must be reproduced in its entirety.

All results listed in this report are for the exclusive use of the submitting party. BC Laboratories, Inc. assumes no responsibility for report alteration, separation, detachment or third party interpretation.



Arcadis
2000 Powell Street 7th Floor
Emeryville, CA 94608

Reported: 02/20/2015 18:02
Project: 0843
Project Number: 351849
Project Manager: Kathy Brandt

Volatile Organic Analysis (EPA Method 8260B)

BCL Sample ID: 1504007-10	Client Sample Name: 0843, MW-11-W-150212, 2/12/2015 10:20:00AM
----------------------------------	---

Constituent	Result	Units	PQL	MDL	Method	MB Bias	Lab Quals	Run #
Benzene	ND	ug/L	0.50		EPA-8260B	ND		1
1,2-Dibromoethane	ND	ug/L	0.50		EPA-8260B	ND		1
1,2-Dichloroethane	ND	ug/L	0.50		EPA-8260B	ND		1
Ethylbenzene	ND	ug/L	0.50		EPA-8260B	ND		1
Methyl t-butyl ether	1800	ug/L	25		EPA-8260B	ND	A01	2
Toluene	ND	ug/L	0.50		EPA-8260B	ND		1
Total Xylenes	ND	ug/L	1.0		EPA-8260B	ND		1
t-Amyl Methyl ether	1.3	ug/L	0.50		EPA-8260B	ND		1
t-Butyl alcohol	ND	ug/L	10		EPA-8260B	ND		1
Diisopropyl ether	ND	ug/L	0.50		EPA-8260B	ND		1
Ethanol	ND	ug/L	250		EPA-8260B	ND		1
Ethyl t-butyl ether	ND	ug/L	0.50		EPA-8260B	ND		1
1,2-Dichloroethane-d4 (Surrogate)	89.7	%	75 - 125 (LCL - UCL)		EPA-8260B			1
1,2-Dichloroethane-d4 (Surrogate)	111	%	75 - 125 (LCL - UCL)		EPA-8260B			2
Toluene-d8 (Surrogate)	104	%	80 - 120 (LCL - UCL)		EPA-8260B			1
Toluene-d8 (Surrogate)	104	%	80 - 120 (LCL - UCL)		EPA-8260B			2
4-Bromofluorobenzene (Surrogate)	86.9	%	80 - 120 (LCL - UCL)		EPA-8260B			1
4-Bromofluorobenzene (Surrogate)	97.9	%	80 - 120 (LCL - UCL)		EPA-8260B			2

Run #	Method	Prep Date	Run Date/Time	Analyst	Instrument	Dilution	QC Batch ID
1	EPA-8260B	02/18/15	02/19/15 03:18	JMS	MS-V12	1	BYB1520
2	EPA-8260B	02/18/15	02/19/15 14:19	JMS	MS-V12	50	BYB1520

The results in this report apply to the samples analyzed in accordance with the chain of custody document. This analytical report must be reproduced in its entirety.

All results listed in this report are for the exclusive use of the submitting party. BC Laboratories, Inc. assumes no responsibility for report alteration, separation, detachment or third party interpretation.



Arcadis
2000 Powell Street 7th Floor
Emeryville, CA 94608

Reported: 02/20/2015 18:02
Project: 0843
Project Number: 351849
Project Manager: Kathy Brandt

Purgeable Aromatics and Total Petroleum Hydrocarbons

BCL Sample ID: 1504007-10	Client Sample Name: 0843, MW-11-W-150212, 2/12/2015 10:20:00AM
----------------------------------	---

Constituent	Result	Units	PQL	MDL	Method	MB Bias	Lab Quals	Run #
Gasoline Range Organics (C6 - C12)	50	ug/L	50		EPA-8015B	ND		1
a,a,a-Trifluorotoluene (FID Surrogate)	93.5	%	70 - 130 (LCL - UCL)		EPA-8015B			1

Run #	Method	Prep Date	Run Date/Time	Analyst	Instrument	Dilution	QC Batch ID
1	EPA-8015B	02/19/15	02/19/15 22:36	SE1	GC-V9	1	BYB1598

The results in this report apply to the samples analyzed in accordance with the chain of custody document. This analytical report must be reproduced in its entirety.

All results listed in this report are for the exclusive use of the submitting party. BC Laboratories, Inc. assumes no responsibility for report alteration, separation, detachment or third party interpretation.



Arcadis
2000 Powell Street 7th Floor
Emeryville, CA 94608

Reported: 02/20/2015 18:02
Project: 0843
Project Number: 351849
Project Manager: Kathy Brandt

Volatile Organic Analysis (EPA Method 8260B)

Quality Control Report - Method Blank Analysis

Constituent	QC Sample ID	MB Result	Units	PQL	MDL	Lab Quals
QC Batch ID: BYB1520						
Benzene	BYB1520-BLK1	ND	ug/L	0.50		
1,2-Dibromoethane	BYB1520-BLK1	ND	ug/L	0.50		
1,2-Dichloroethane	BYB1520-BLK1	ND	ug/L	0.50		
Ethylbenzene	BYB1520-BLK1	ND	ug/L	0.50		
Methyl t-butyl ether	BYB1520-BLK1	ND	ug/L	0.50		
Toluene	BYB1520-BLK1	ND	ug/L	0.50		
Total Xylenes	BYB1520-BLK1	ND	ug/L	1.0		
t-Amyl Methyl ether	BYB1520-BLK1	ND	ug/L	0.50		
t-Butyl alcohol	BYB1520-BLK1	ND	ug/L	10		
Diisopropyl ether	BYB1520-BLK1	ND	ug/L	0.50		
Ethanol	BYB1520-BLK1	ND	ug/L	250		
Ethyl t-butyl ether	BYB1520-BLK1	ND	ug/L	0.50		
1,2-Dichloroethane-d4 (Surrogate)	BYB1520-BLK1	94.8	%	75 - 125 (LCL - UCL)		
Toluene-d8 (Surrogate)	BYB1520-BLK1	104	%	80 - 120 (LCL - UCL)		
4-Bromofluorobenzene (Surrogate)	BYB1520-BLK1	85.3	%	80 - 120 (LCL - UCL)		

The results in this report apply to the samples analyzed in accordance with the chain of custody document. This analytical report must be reproduced in its entirety.

All results listed in this report are for the exclusive use of the submitting party. BC Laboratories, Inc. assumes no responsibility for report alteration, separation, detachment or third party interpretation.



Arcadis
2000 Powell Street 7th Floor
Emeryville, CA 94608

Reported: 02/20/2015 18:02
Project: 0843
Project Number: 351849
Project Manager: Kathy Brandt

Volatile Organic Analysis (EPA Method 8260B)

Quality Control Report - Laboratory Control Sample

Constituent	QC Sample ID	Type	Result	Spike Level	Units	Percent Recovery	RPD	Control Limits		Lab	Quals
								Percent Recovery	RPD		
QC Batch ID: BYB1520											
Benzene	BYB1520-BS1	LCS	27.270	25.000	ug/L	109		70 - 130			
Toluene	BYB1520-BS1	LCS	24.720	25.000	ug/L	98.9		70 - 130			
1,2-Dichloroethane-d4 (Surrogate)	BYB1520-BS1	LCS	9.2400	10.000	ug/L	92.4		75 - 125			
Toluene-d8 (Surrogate)	BYB1520-BS1	LCS	10.340	10.000	ug/L	103		80 - 120			
4-Bromofluorobenzene (Surrogate)	BYB1520-BS1	LCS	8.7300	10.000	ug/L	87.3		80 - 120			

The results in this report apply to the samples analyzed in accordance with the chain of custody document. This analytical report must be reproduced in its entirety.

All results listed in this report are for the exclusive use of the submitting party. BC Laboratories, Inc. assumes no responsibility for report alteration, separation, detachment or third party interpretation.



Arcadis
2000 Powell Street 7th Floor
Emeryville, CA 94608

Reported: 02/20/2015 18:02
Project: 0843
Project Number: 351849
Project Manager: Kathy Brandt

Volatile Organic Analysis (EPA Method 8260B)

Quality Control Report - Precision & Accuracy

Constituent	Type	Source Sample ID	Source Result	Result	Spike Added	Units	RPD	Percent Recovery		Lab
								RPD	Percent	
QC Batch ID: BYB1520		Used client sample: N								
Benzene	MS	1503766-01	ND	29.790	25.000	ug/L		119		70 - 130
	MSD	1503766-01	ND	28.200	25.000	ug/L	5.5	113	20	70 - 130
Toluene	MS	1503766-01	ND	27.830	25.000	ug/L		111		70 - 130
	MSD	1503766-01	ND	26.960	25.000	ug/L	3.2	108	20	70 - 130
1,2-Dichloroethane-d4 (Surrogate)	MS	1503766-01	ND	9.3100	10.000	ug/L		93.1		75 - 125
	MSD	1503766-01	ND	9.1000	10.000	ug/L	2.3	91.0		75 - 125
Toluene-d8 (Surrogate)	MS	1503766-01	ND	10.480	10.000	ug/L		105		80 - 120
	MSD	1503766-01	ND	10.400	10.000	ug/L	0.8	104		80 - 120
4-Bromofluorobenzene (Surrogate)	MS	1503766-01	ND	8.6400	10.000	ug/L		86.4		80 - 120
	MSD	1503766-01	ND	8.6800	10.000	ug/L	0.5	86.8		80 - 120

The results in this report apply to the samples analyzed in accordance with the chain of custody document. This analytical report must be reproduced in its entirety.

All results listed in this report are for the exclusive use of the submitting party. BC Laboratories, Inc. assumes no responsibility for report alteration, separation, detachment or third party interpretation.



Arcadis
2000 Powell Street 7th Floor
Emeryville, CA 94608

Reported: 02/20/2015 18:02
Project: 0843
Project Number: 351849
Project Manager: Kathy Brandt

Purgeable Aromatics and Total Petroleum Hydrocarbons

Quality Control Report - Method Blank Analysis

Constituent	QC Sample ID	MB Result	Units	PQL	MDL	Lab Quals
QC Batch ID: BYB1598						
Gasoline Range Organics (C6 - C12)	BYB1598-BLK1	ND	ug/L	50		
a,a,a-Trifluorotoluene (FID Surrogate)	BYB1598-BLK1	97.9	%	70 - 130 (LCL - UCL)		

The results in this report apply to the samples analyzed in accordance with the chain of custody document. This analytical report must be reproduced in its entirety.

All results listed in this report are for the exclusive use of the submitting party. BC Laboratories, Inc. assumes no responsibility for report alteration, separation, detachment or third party interpretation.



Arcadis
2000 Powell Street 7th Floor
Emeryville, CA 94608

Reported: 02/20/2015 18:02
Project: 0843
Project Number: 351849
Project Manager: Kathy Brandt

Purgeable Aromatics and Total Petroleum Hydrocarbons

Quality Control Report - Laboratory Control Sample

Constituent	QC Sample ID	Type	Result	Spike Level	Units	Percent Recovery	RPD	Control Limits		Lab
								Percent Recovery	RPD	
QC Batch ID: BYB1598										
Gasoline Range Organics (C6 - C12)	BYB1598-BS1	LCS	920.04	1000.0	ug/L	92.0		85 - 115		
a,a,a-Trifluorotoluene (FID Surrogate)	BYB1598-BS1	LCS	38.939	40.000	ug/L	97.3		70 - 130		

The results in this report apply to the samples analyzed in accordance with the chain of custody document. This analytical report must be reproduced in its entirety.

All results listed in this report are for the exclusive use of the submitting party. BC Laboratories, Inc. assumes no responsibility for report alteration, separation, detachment or third party interpretation.



Arcadis
2000 Powell Street 7th Floor
Emeryville, CA 94608

Reported: 02/20/2015 18:02
Project: 0843
Project Number: 351849
Project Manager: Kathy Brandt

Purgeable Aromatics and Total Petroleum Hydrocarbons

Quality Control Report - Precision & Accuracy

Constituent	Type	Source Sample ID	Source Result	Result	Spike Added	Units	RPD	Control Limits		Lab Quals
								Percent Recovery	Percent Recovery	
QC Batch ID: BYB1598		Used client sample: N								
Gasoline Range Organics (C6 - C12)	MS	1502150-41	ND	972.70	1000.0	ug/L		97.3		70 - 130
	MSD	1502150-41	ND	903.21	1000.0	ug/L	7.4	90.3	20	70 - 130
a,a,a-Trifluorotoluene (FID Surrogate)	MS	1502150-41	ND	40.175	40.000	ug/L		100		70 - 130
	MSD	1502150-41	ND	39.067	40.000	ug/L	2.8	97.7		70 - 130

The results in this report apply to the samples analyzed in accordance with the chain of custody document. This analytical report must be reproduced in its entirety.

All results listed in this report are for the exclusive use of the submitting party. BC Laboratories, Inc. assumes no responsibility for report alteration, separation, detachment or third party interpretation.



Arcadis
2000 Powell Street 7th Floor
Emeryville, CA 94608

Reported: 02/20/2015 18:02
Project: 0843
Project Number: 351849
Project Manager: Kathy Brandt

Notes And Definitions

- MDL Method Detection Limit
- ND Analyte Not Detected at or above the reporting limit
- PQL Practical Quantitation Limit
- RPD Relative Percent Difference
- A01 PQL's and MDL's are raised due to sample dilution.
- S09 The surrogate recovery on the sample for this compound was not within the control limits.