



July 15, 2012

Roya C. Kambin
Project Manager
Marketing Business Unit

**Chevron Environmental
Management Company**
6101 Bollinger Canyon Road
San Ramon, CA 94583
Tel (925) 790-6270
RKLG@chevron.com

Mr. Keith Nowell
Alameda County Health Agency
1131 Harbor Bay Parkway, Suite 250
Alameda, California 94502

RE: Second Quarter 2012 Groundwater Monitoring Report
1629 Webster Street, Alameda, California
Fuel Leak Case No.: RO0000450

RECEIVED

9:53 am, Jul 19, 2012

Alameda County
Environmental Health

Dear Mr. Nowell,

I declare under penalty of perjury that to the best of my knowledge the information and/or recommendations contained in the attached report is/are true and correct.

If you have any questions or need additional information, please contact me at (925) 790-6270.

Sincerely,

A handwritten signature in black ink, appearing to read "Roya Kambin".

Roya Kambin
Union Oil of California – Project Manager

Attachment
Second Quarter 2012 Monitoring Report



ARCADIS U.S., Inc.
2000 Powell Street
7th Floor
Emeryville
California 94608
Tel 510.652.4500
Fax 510.652.4906
www.arcadis-us.com

MR. Keith Nowell
Alameda County Department of Environmental Health
1131 Harbor Bay Parkway
Alameda, California 94502-6577

Subject:
Second Quarter 2012 Monitoring Report Submittal

ENVIRONMENT

Dear Mr. Nowell:

On behalf of Chevron Environmental Management Company, for itself and as Attorney-in-Fact for Union Oil Company of California (hereinafter "EMC"), ARCADIS is submitting the enclosed Quarterly Groundwater Monitoring Report for the following facility:

Date:
July 15, 2012

Contact:
Katherine Brandt

<u>Facility No.</u>	<u>Case No.</u>	<u>Location</u>
0843	RO0000450	1629 Webster Street Alameda, California

Phone:
510.596.9675

Email:
katherine.brandt@arcadis-us.com

If you have any questions or comments regarding the contents of this document, please contact Ms. Roya Kambin of Chevron at 925-790-6270 or by e-mail at RKambin@Chevron.com. Alternatively, you may contact Katherine Brandt of ARCADIS at 510.596.9675 or by e-mail at Katherine.Brandt@arcadis-us.com.

Our ref:
B0047584.0001

Sincerely,

ARCADIS

Katherine Brandt
Certified Project Manager

David W. Lay, P.G., C.P.G.
Professional Geologist



Copies:

Ms. Cherie McCaulou, CRWQCB – San Francisco Bay Region, 1515 Clay Street, Suite 1400, Oakland, California 94612 (CD)

Mr. Sam and Michelle Koka, 802 Pacific Avenue, Alameda, CA 94501

**UNION OIL OF CALIFORNIA
QUARTERLY MONITORING REPORT
SECOND QUARTER 2012
July 15, 2012**

Facility No.: 0843 Address: 1629 Webster Street, Alameda, California

Consulting Company/Contact Person/Phone No.: ARCADIS / Katherine Brandt / 510.596.9675
Primary Agency/Contact Person/Regulatory ID No.: Alameda County Department of Environmental Health / Ms. Barbara Jakob
Case No. RO0000450

WORK PERFORMED DURING THIS REPORTING PERIOD (Second Quarter – 2012) :

1. TRC Solutions (TRC) conducted groundwater monitoring and sampling on May 14, 2012. Field data sheets and general procedures are included as **Attachment A**. Twelve (12) groundwater monitoring wells were gauged and sampled during this monitoring event (MW-1, MW-1AR, MW-1BR, and MW-3 through MW-11).

All groundwater samples were analyzed for total petroleum hydrocarbons as gasoline (TPH-g) by United States Environmental Protection Agency (EPA) Method 8015B; benzene, toluene, ethylbenzene, and total xylenes (BTEX, collectively), oxygenates (methyl tertiary butyl ether [MTBE], ethyl tertiary butyl ether [ETBE], di-isopropyl ether [DIPE], tertiary amyl methyl ether [TAME], tertiary butyl alcohol [TBA]), 1,2-dibromoethane (EDB) and 1,2-dichloroethane (1,2-DCE or EDC) by EPA Method 8260B; as well as field parameters electrical conductivity (EC), dissolved oxygen (DO), and oxidation reduction potential (ORP).

Additionally, the samples collected from groundwater monitoring wells MW-1, MW-1AR, MW-1BR, MW-7, MW-8, MW-9, MW-10, and MW-11 were analyzed for nitrate as NO₃, sulfate, ferric iron, non-volatile organic compounds, chromium (hexavalent, dissolved, and total), dissolved manganese, total recoverable manganese, dissolved vanadium, and total recoverable vanadium. Samples collected from wells MW-5 and MW-6 were only additionally analyzed for chromium (hexavalent, dissolved, and total).

The site location map, the site plan, and the groundwater contour map are presented on **Figures 1** through **3**. Concentration maps for TPH-g, benzene, and MTBE are on **Figures 4** through **6**. Current Groundwater Gauging and Analytical Results are summarized in **Table 1**, Current Additional Groundwater Analytical Results are summarized in **Table 1a**, Historic Groundwater Gauging and Analytical Results are summarized in **Table 2**, Historic Additional Groundwater Analytical Results are summarized in **Table 2a**, and Historical Groundwater Results from TRC are included as **Attachment B**. A copy of the laboratory analytical report and chain-of-custody documentation is included as **Attachment C**.

The adjacent Shell Station No. 13-5032 (Shell) located at 1601 Webster Street is on a semi-annual sampling schedule and therefore was not sampled this quarter. Therefore, the concentration data for TPH-g, benzene, and MTBE related to monitoring wells associated with the Shell are not included on the figures.

WORK PROPOSED FOR THE NEXT REPORTING PERIOD (Third Quarter – 2012):

1. Perform groundwater monitoring and related reporting during third quarter 2012.

Current Phase of Project: Groundwater Monitoring/Remediation Pending
Site Use: Vacant Lot
Frequency of Sampling: Groundwater – Quarterly
Frequency of Monitoring: Groundwater – Quarterly
Are Separate-Phase Hydrocarbons (SPH) Present On-Site: No
Cumulative SPH Recovered to Date: None
SPH Recovered This Quarter: None
Bulk Soil Removed to Date: Unknown
Bulk Soil Removed this Quarter: None
Water Wells or Surface Waters within a 2,000': Three irrigation wells located 0.1 mile west, northwest, and southeast of the site

**UNION OIL OF CALIFORNIA
QUARTERLY MONITORING REPORT
SECOND QUARTER 2012
July 15, 2012**

Facility No.: 0843 Address: 1629 Webster Street, Alameda, California

Radius and Their Respective Directions:

Groundwater Use Designation: Irrigation

Current Remediation Techniques: None

Permits for Discharge (No.): None

Approximate Depth to Groundwater: 5.25 (MW-5) – 6.72 (MW-1AR) feet below top of casing
Measured Estimated

Approximate Groundwater Elevation: 11.20 (MW-5) – 12.68 (MW-1) feet relative to mean sea level
Measured Estimated

Groundwater Gradient: 0.007 ft/ft (Magnitude) Northeast (Direction)

DISCUSSION:

Groundwater conditions during the second quarter 2012 remained generally consistent with previous quarters. The maximum dissolved concentrations of MTBE (5,600 micrograms per liter [$\mu\text{g/L}$]), TBA (2,300 $\mu\text{g/L}$), and TAME (4.4 $\mu\text{g/L}$) were detected in the samples collected from MW-7. TPH-g, benzene, toluene, ethylbenzene, total xylenes, ETBE, DIPE, EDB, EDC, and ethanol were not detected above the laboratory reporting limits for all wells sampled.

Additionally, the maximum concentration of nitrate as NO_3 (29 milligrams per liter [mg/L]) was detected in the sample collected from MW-1BR. The maximum concentration of sulfate (45 mg/L) was detected in the sample collected from MW-8. The maximum concentrations of ferric iron (1,700 mg/L), non-volatile organic compounds (3.2 mg/L), and total recoverable manganese (800 $\mu\text{g/L}$) were detected in the samples collected from MW-7. Maximum concentrations of hexavalent chromium (11 $\mu\text{g/L}$) and total chromium (11 $\mu\text{g/L}$) were detected in the sample collected from MW-10. The maximum concentration of dissolved manganese (630 $\mu\text{g/L}$) was detected in the samples collected from wells MW-7 and MW-8. The maximum concentration of total recoverable vanadium (38 $\mu\text{g/L}$) were detected in the samples collected from MW-1. Dissolved vanadium was not detected above the laboratory reporting limits for all wells sampled.

Groundwater elevations at the service station vary by approximately one-and-a-half feet, creating a relatively gentle hydraulic gradient of 0.007 foot per foot in the northeast direction.

CONCLUSIONS AND RECOMMENDATIONS:

Dissolved hydrocarbon constituent concentrations have remained relatively consistent with previous quarters. ARCADIS recommends continued groundwater monitoring.

**UNION OIL OF CALIFORNIA
QUARTERLY MONITORING REPORT
SECOND QUARTER 2012
July 15, 2012**

Facility No.: 0843 Address: 1629 Webster Street, Alameda, California

ATTACHMENTS:

- Figure 1: Site Location Map
- Figure 2: Site Plan
- Figure 3: Groundwater Contour Map
- Figure 4: TPH-g Concentration Map
- Figure 5: Benzene Concentration Map
- Figure 6: MTBE Concentration Map

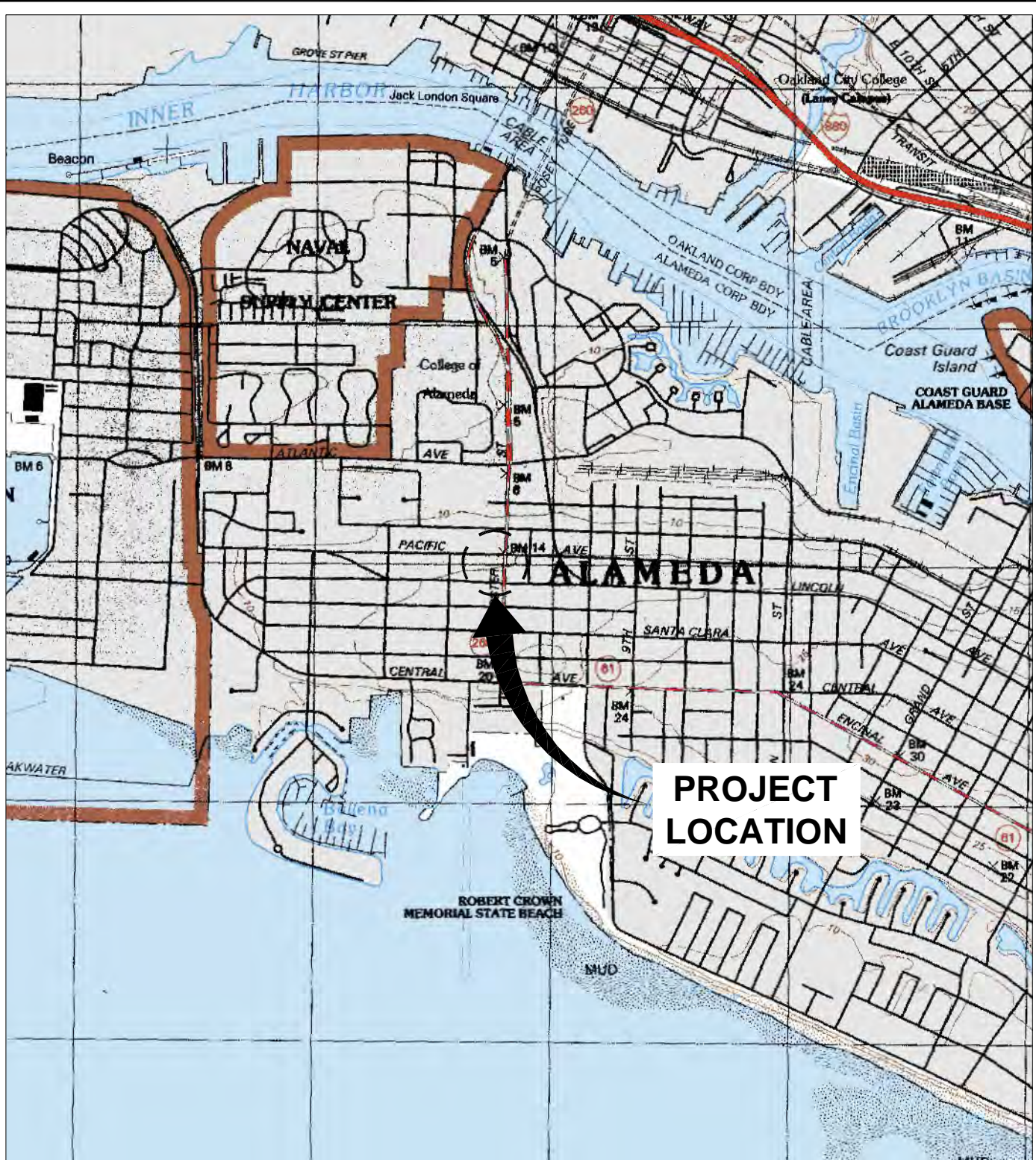
- Table 1: Current Groundwater Gauging and Analytical Results
- Table 1a: Current Additional Groundwater Analytical Results
- Table 2: Historic Groundwater Gauging and Analytical Results
- Table 2a: Historic Additional Groundwater Analytical Results

- Attachment A: Field Data Sheets and General Procedures
- Attachment B: Historical Groundwater Results from TRC
- Attachment C: Laboratory Report and Chain-of-Custody Documentation

ARCADIS

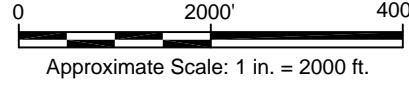
Figures

CITY: PETALUMA, CA DIV/GROUP: ENV DB: J. HARRIS ID: J. HARRIS - PIC: J. VOGUELEY PM: K. ABBOTT TM: K. ABBOTT LVR(OPTION) - OFF - REF
 G:\ENV\CAD\Peralum\ACT1800\47584\0000\1\DWG\47584\01.dwg LAYOUT: 18.0S (LMS TECH) PAGESETUP: 4/19/2011 11:40 AM ACAD/VER: 18.0S (LMS TECH) PAGESSETUP: 4/19/2011 11:057 AM BY: HARRIS, JESSICA
 XREFS: IMAGES: PROJECTNAME: Oakland West.jpg



**PROJECT
LOCATION**

REFERENCE: BASE MAP USGS 7.5. MIN. TOPO. QUAD., OAKLAND WEST, CALIFORNIA, 1993.



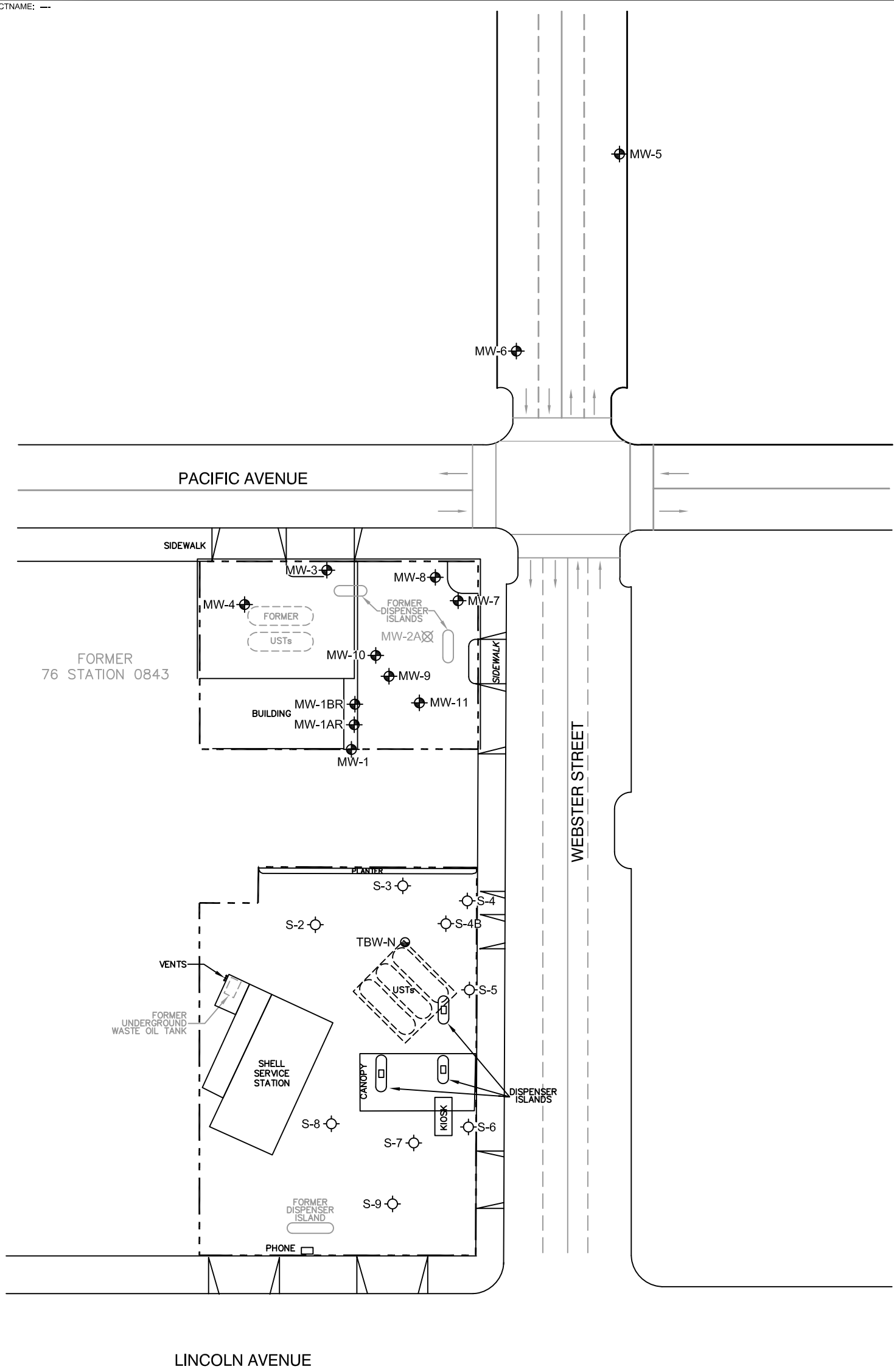
UNION OIL
 FORMER FACILITY NO. 0843
 1629 WEBSTER STREET
 ALAMEDA, CALIFORNIA

SITE LOCATION MAP



FIGURE
1

XREFS: IMAGES: PROJECTNAME: ---
 47584X01

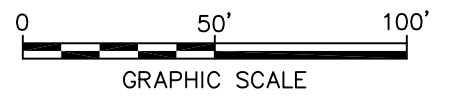


LEGEND

- PROPERTY BOUNDARY
- MW-1 ◉ FORMER 76 STATION MONITORING WELL
- S-9 ◉ SHELL SERVICE STATION MONITORING WELL
- TBW-N ◉ SHELL TANK BACKFILL MONITORING WELL
- MW-2A ☒ ABANDONED WELL

NOTES:

1. BASE MAP PROVIDED BY TRC, DATED AUGUST 2010, AT A SCALE OF 1"=60'. SHELL SERVICE STATION DATA PROVIDED BY CRA.
2. ALL SITE FEATURES AND LOCATIONS ARE APPROXIMATE.



UNION OIL
 FORMER FACILITY NO. 0843
 1629 WEBSTER STREET
 ALAMEDA, CALIFORNIA

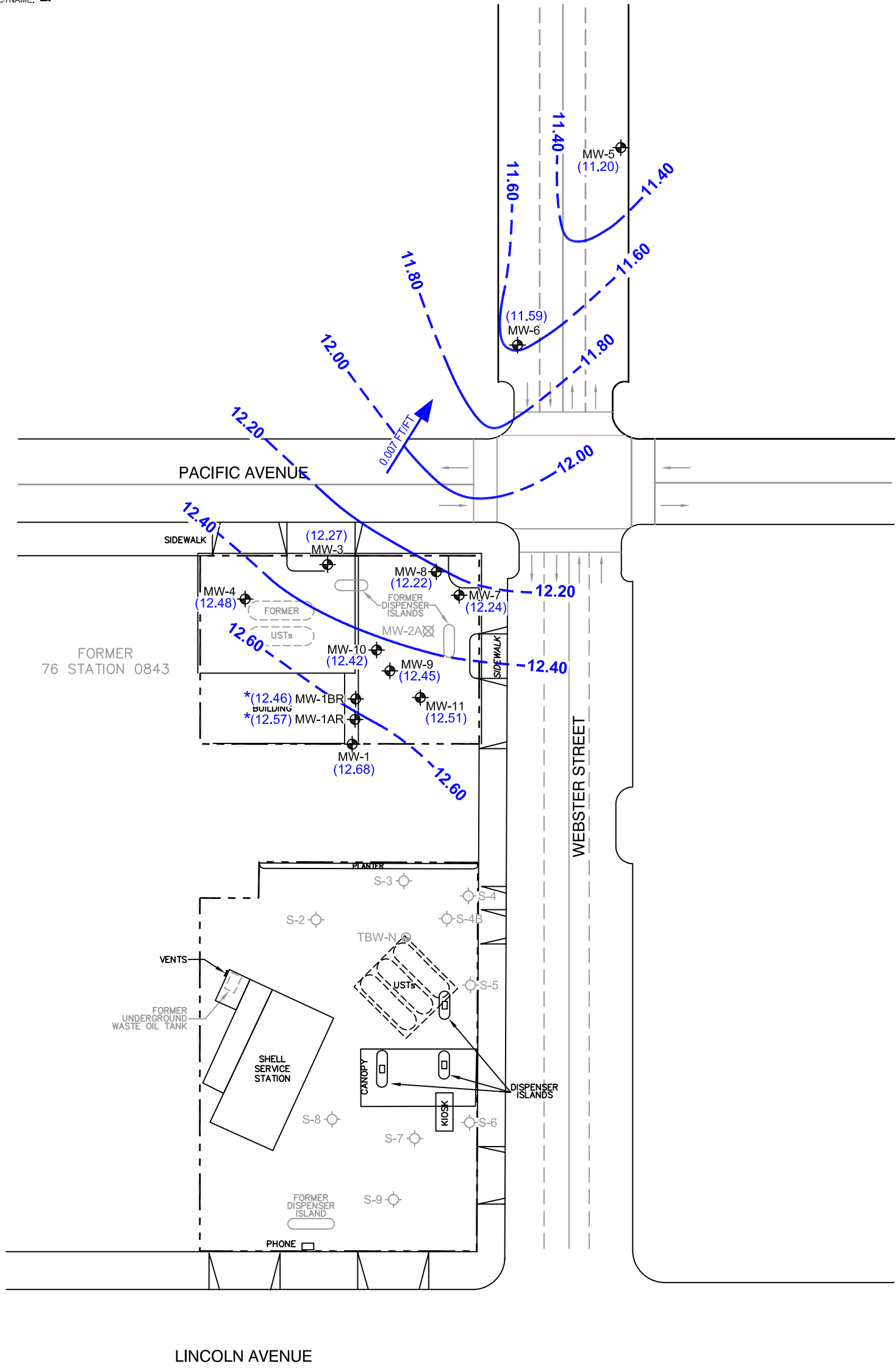
SITE PLAN



FIGURE

2

XREFS: IMAGES: PROJECTNAME: ---
 47584X01

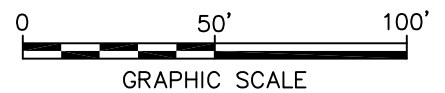


LEGEND

- PROPERTY BOUNDARY
- MW-1 ◉ FORMER 76 STATION MONITORING WELL
- S-9 ◉ SHELL SERVICE STATION MONITORING WELL
- TBW-N ◉ SHELL TANK BACKFILL MONITORING WELL
- MW-2A ☒ ABANDONED WELL
- (11.59) GROUNDWATER ELEVATION IN FEET RELATIVE TO MEAN SEA LEVEL (FT MSL)
- 11.40 — GROUNDWATER ELEVATION CONTOUR (FT MSL; DASHED WHERE INFERRED)
- 0.007 FT/FT → APPROXIMATE GROUNDWATER FLOW DIRECTION AND GRADIENT (FOOT PER FOOT)
- * NOT USED FOR CONTOURING; SHORT SCREEN INTERVAL; DIFFERENT CONSTRUCTION

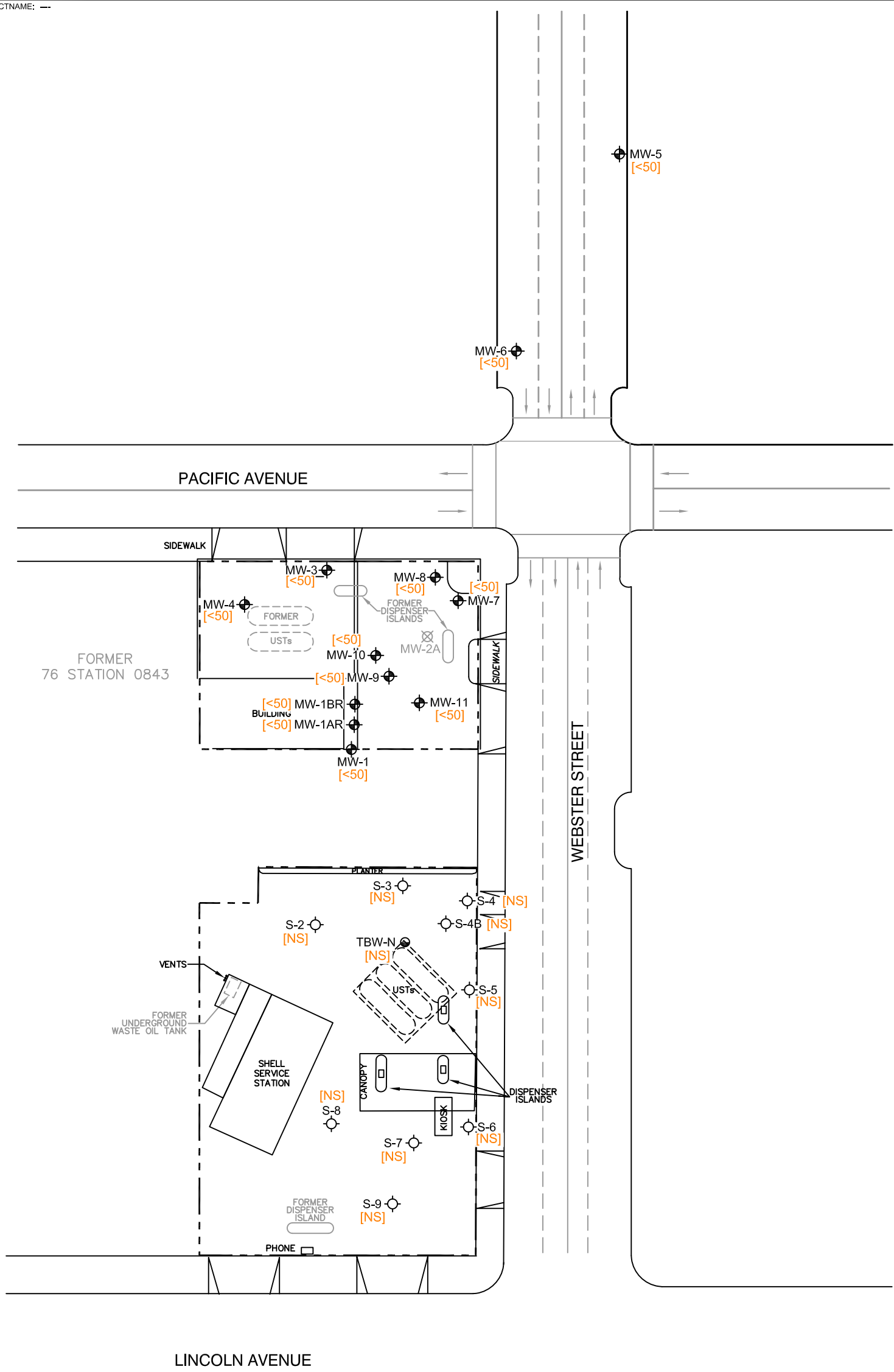
NOTES:

1. BASE MAP PROVIDED BY TRC, DATED AUGUST 2010, AT A SCALE OF 1"=60'. SHELL SERVICE STATION DATA PROVIDED BY CRA.
2. ALL SITE FEATURES AND LOCATIONS ARE APPROXIMATE.



UNION OIL FORMER FACILITY NO. 0843 1629 WEBSTER STREET ALAMEDA, CALIFORNIA	
GROUNDWATER ELEVATION CONTOUR MAP MAY 14, 2012	
	FIGURE 3

XREFS: IMAGES: PROJECTNAME: ---
 47584X01

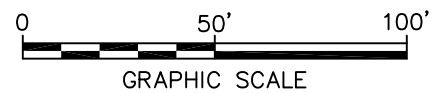


LEGEND

- PROPERTY BOUNDARY
- MW-1 ◉ FORMER 76 STATION MONITORING WELL
- S-9 ◉ SHELL SERVICE STATION MONITORING WELL
- TBW-N ◉ SHELL TANK BACKFILL MONITORING WELL
- MW-2A ☒ ABANDONED WELL
- [TPH-g] TOTAL PETROLEUM HYDROCARBONS AS GASOLINE (C4-C12) CONCENTRATION IN MICROGRAMS PER LITER (µg/L)
- < DENOTES LESS THAN LABORATORY REPORTING LIMIT
- [NS] NOT SAMPLED (SEE NOTE 3)

NOTES:

1. BASE MAP PROVIDED BY TRC, DATED AUGUST 2010, AT A SCALE OF 1"=60'. SHELL SERVICE STATION DATA PROVIDED BY CRA.
2. ALL SITE FEATURES AND LOCATIONS ARE APPROXIMATE.
3. THE ADJACENT SHELL STATION WAS NOT SAMPLED THIS QUARTER.

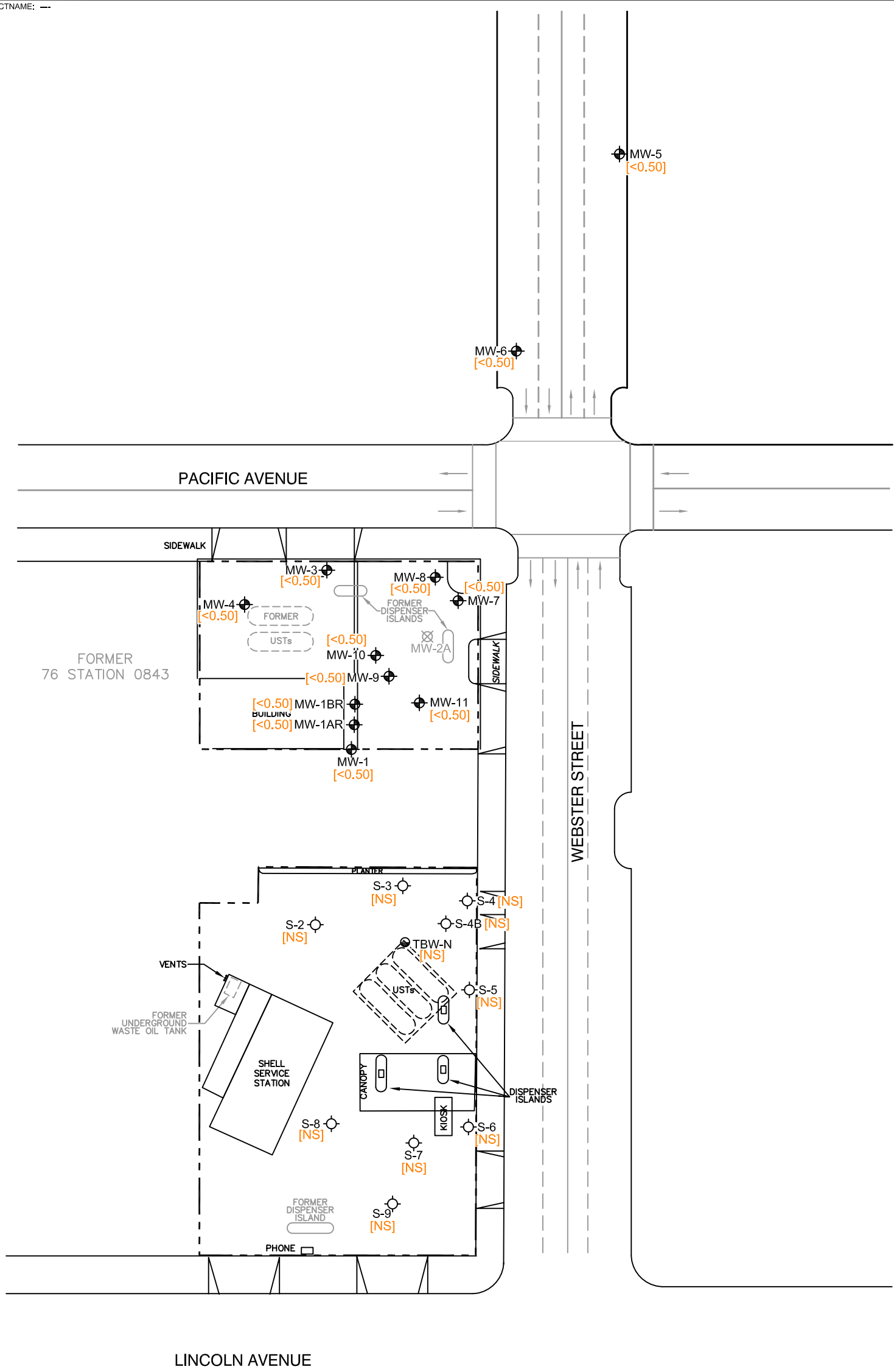


UNION OIL
 FORMER FACILITY NO. 0843
 1629 WEBSTER STREET
 ALAMEDA, CALIFORNIA

**TPH-g CONCENTRATION MAP
 MAY 14, 2012**



XREFS: IMAGES: PROJECTNAME: ---
 47584X01



LEGEND

- PROPERTY BOUNDARY
- MW-1 ◉ FORMER 76 STATION MONITORING WELL
- S-9 ◉ SHELL SERVICE STATION MONITORING WELL
- TBW-N ◉ SHELL TANK BACKFILL MONITORING WELL
- MW-2A ⊗ ABANDONED WELL
- [BENZ] BENZENE CONCENTRATION IN MICROGRAMS PER LITER (µg/L)
- < DENOTES LESS THAN LABORATORY REPORTING LIMIT
- [NS] NOT SAMPLED (SEE NOTE 3)

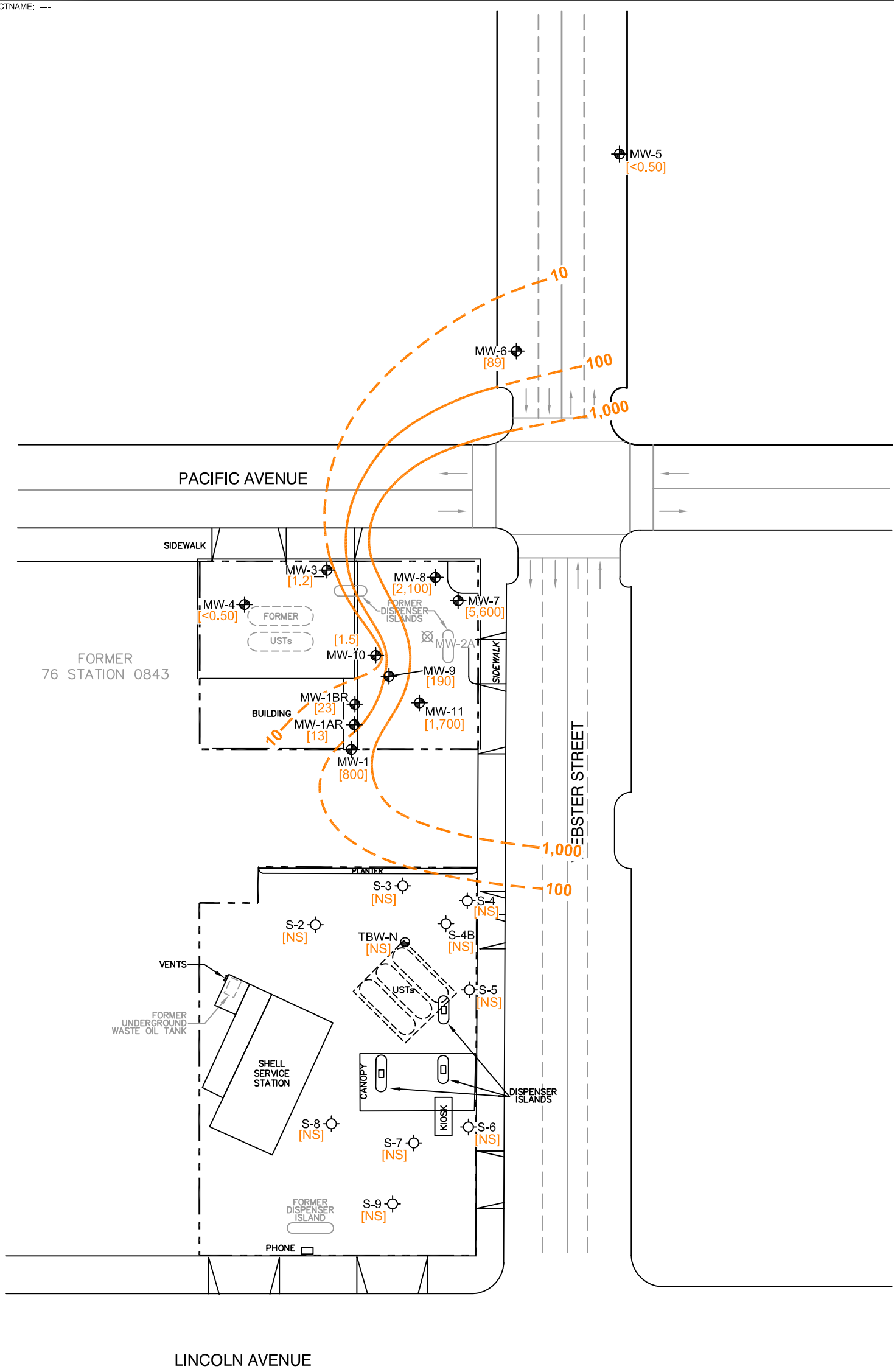


NOTES:

1. BASE MAP PROVIDED BY TRC, DATED AUGUST 2010, AT A SCALE OF 1"=60'. SHELL SERVICE STATION DATA PROVIDED BY CRA.
2. ALL SITE FEATURES AND LOCATIONS ARE APPROXIMATE.
3. THE ADJACENT SHELL STATION WAS NOT SAMPLED THIS QUARTER.

UNION OIL FORMER FACILITY NO. 0843 1629 WEBSTER STREET ALAMEDA, CALIFORNIA	
BENZENE CONCENTRATION MAP MAY 14, 2012	
	FIGURE 5

XREFS: IMAGES: PROJECTNAME: ---
 47584X01



LEGEND

- PROPERTY BOUNDARY
- MW-1 ◉ FORMER 76 STATION MONITORING WELL
- S-9 ◉ SHELL SERVICE STATION MONITORING WELL
- TBW-N ◉ SHELL TANK BACKFILL MONITORING WELL
- MW-2A ⊗ ABANDONED WELL
- [MTBE] METHYL TERTIARY BUTYL ETHER CONCENTRATION IN MICROGRAMS PER LITER (µg/L)
- 100 — MTBE ISOCONCENTRATION CONTOUR (µg/L; DASHED WHERE INFERRED)
- < DENOTES LESS THAN LABORATORY REPORTING LIMIT
- [NS] NOT SAMPLED (SEE NOTE 3)

NOTES:

1. BASE MAP PROVIDED BY TRC, DATED AUGUST 2010, AT A SCALE OF 1"=60'. SHELL SERVICE STATION DATA PROVIDED BY CRA.
2. ALL SITE FEATURES AND LOCATIONS ARE APPROXIMATE.
3. THE ADJACENT SHELL STATION WAS NOT SAMPLED THIS QUARTER.



UNION OIL FORMER FACILITY NO. 0843 1629 WEBSTER STREET ALAMEDA, CALIFORNIA	
MTBE CONCENTRATION MAP MAY 14, 2012	
	FIGURE 6

ARCADIS

Tables

Table 1
Current Groundwater Gauging and Analytical Results
Unocal Site 0843
1629 Webster Street, Alameda, California

Well ID	Date Sampled	TOC Elevation (feet MSL)	DTW (feet bTOC)	LPH Thickness (feet)	GW Elevation (feet MSL)	TPH-G 8015B	Benzene	Toluene	Ethyl-benzene	Total Xylenes	MTBE	TBA	TAME	ETBE	DIPE	EDB	EDC	Ethanol	Comments
MW-1	5/14/2012	19.13	6.45	0.00	12.68	<50	<0.50	<0.50	<0.50	<1.0	800	220	0.75	<0.50	<0.50	<0.50	<0.50	<250	A01
MW-1AR	5/14/2012	19.29	6.72	0.00	12.57	<50	<0.50	<0.50	<0.50	<1.0	13	<10	<0.50	<0.50	<0.50	<0.50	<0.50	<250	
MW-1BR	5/14/2012	19.13	6.67	0.00	12.46	<50	<0.50	<0.50	<0.50	<1.0	23	<10	<0.50	<0.50	<0.50	<0.50	<0.50	<250	
MW-3	5/14/2012	18.05	5.78	0.00	12.27	<50	<0.50	<0.50	<0.50	<1.0	1.2	<10	<0.50	<0.50	<0.50	<0.50	<0.50	<250	
MW-4	5/14/2012	18.14	5.66	0.00	12.48	<50	<0.50	<0.50	<0.50	<1.0	<0.50	<10	<0.50	<0.50	<0.50	<0.50	<0.50	<250	
MW-5	5/14/2012	16.45	5.25	0.00	11.20	<50	<0.50	<0.50	<0.50	<1.0	<0.50	<10	<0.50	<0.50	<0.50	<0.50	<0.50	<250	
MW-6	5/14/2012	16.97	5.38	0.00	11.59	<50	<0.50	<0.50	<0.50	<1.0	89	33	<0.50	<0.50	<0.50	<0.50	<0.50	<250	
MW-7	5/14/2012	17.81	5.57	0.00	12.24	<50	<0.50	<0.50	<0.50	<1.0	5,600	2,300	4.4	<0.50	<0.50	<0.50	<0.50	<250	A01
MW-8	5/14/2012	18.13	5.91	0.00	12.22	<50	<0.50	<0.50	<0.50	<1.0	2,100	590	1.7	<0.50	<0.50	<0.50	<0.50	<250	A01
MW-9	5/14/2012	18.75	6.30	0.00	12.45	<50	<0.50	<0.50	<0.50	<1.0	190	51	<0.50	<0.50	<0.50	<0.50	<0.50	<250	A01
MW-10	5/14/2012	18.84	6.42	0.00	12.42	<50	<0.50	<0.50	<0.50	<1.0	1.5	<10	<0.50	<0.50	<0.50	<0.50	<0.50	<250	
MW-11	5/14/2012	18.72	6.21	0.00	12.51	<50	<0.50	<0.50	<0.50	<1.0	1,700	570	1.4	<0.50	<0.50	<0.50	<0.50	<250	A01

Note

Analytical results given in micrograms per liter (µg/l) unless otherwise noted

Standard Abbreviations

<	not detected at or above laboratory detection limit
µg/l	micrograms per liter (approx. equivalent to parts per billion, ppb)
TOC	top of casing (surveyed reference elevation)
MSL	relative to mean sea level
DTW	depth to water
bTOC	below top of casing
LPH	liquid-phase hydrocarbons
GW	groundwater
TPH-G	total petroleum hydrocarbons as gasoline
MTBE	methyl tertiary butyl ether
TBA	tertiary butyl alcohol
TAME	tertiary amyl methyl ether
ETBE	ethyl tertiary butyl ether
DIPE	di-isopropyl ether
EDB	1,2-dibromoethane
EDC	1,2-dichloroethane (same as ethylene dichloride)
8015B	EPA Method 8015B for TPH-G
8260B	EPA Method 8260B for BTEX/MTBE/Oxygenates
A10	PQL's and MDL's were raised due to matrix interference.
J	Estimated Value

Table 1a
Current Additional Groundwater Analytical Results
Unocal Site 0843
1629 Webster Street, Alameda, California

Well ID	Date Sampled	EC @ 25°C		ORP (mV)	Nitrate as		Sulfate (mg/l)	Non-Volatile Organic Compounds					Total Chromium	Total Recoverable	Total Recoverable	Comments
		(umhos/cm)	DO (mg/l)		NO3 (mg/l)	Ferric Iron		Hexavalent Chromium	Dissolved Chromium	Dissolved Manganese	Dissolved Vanadium	Manganese		Vanadium		
MW-1	5/14/2012	493	7.9	275.5	19	28	<200	1.6	2.1	<10	<1.0	<3.0	60	460	38	A10, S05
MW-1AR	5/14/2012	474	5.60	286.0	23	33	<100	1.5	<2.0	<10	62	<3.0	16	260	8.0	S05
MW-1BR	5/14/2012	443	4.20	287.0	24	24	<100	1.3	2.5	<10	50	<3.0	<10	340	<3.0	S05
MW-3	5/14/2012	624	7.70	296.9	--	--	--	--	--	--	--	--	--	--	--	S05
MW-4	5/14/2012	1,030	8.7	296.8	--	--	--	--	--	--	--	--	--	--	--	S05
MW-5	5/14/2012	612	6.20	307.5	--	--	--	--	<2.0	<10	--	--	52	--	--	S05
MW-6	5/14/2012	525	8.30	312.0	--	--	--	--	<2.0	<10	--	--	65	--	--	S05
MW-7	5/14/2012	690	8.0	72.99	5.1	36	1,700	3.2	<2.0	<10	630	<3.0	21	800	12	S05
MW-8	5/14/2012	587	8.00	102.8	6.3	45	340	3.1	<2.0	<10	630	<3.0	23	680	10	S05
MW-9	5/14/2012	631	4.2	190.8	15	35	<100	2.0	3.3	<10	30	<3.0	34	360	15	S05
MW-10	5/14/2012	538	5.80	219.5	19	34	<100	1.5	11	11	4.9	<3.0	14	41	<3.0	S05
MW-11	5/14/2012	741	5.1	521.5	6.9	30	<100	2.8	<2.0	<10	450	<3.0	<10	760	4.0	S05

Note

Analytical results given in micrograms per liter (µg/l) unless otherwise noted

Standard Abbreviations

- not analyzed, measured, or collected
- < not detected at or above laboratory detection limit
- umhos/cm micromhos per centimeter
- mg/l milligrams per liter (approx. equivalent to parts per million, ppm)
- µg/l micrograms per liter (approx. equivalent to parts per billion, ppb)
- mV millivolts
- EC electrical conductivity
- DO dissolved oxygen
- ORP oxidation reduction potential
- 120.1 EPA Method 120.1 for EC
- SM-4500OG SM-4500OG for DO
- ASTM-D1498 ASTM-D1498 for ORP
- 300.0 EPA Method 300.0 for sulfate and nitrate as NO3
- SM-3500-FeD SM-3500-FeD for ferric iron
- 415.1 EPA Method 415.1 for non-volatile organic compounds
- 7196 EPA Method 7196 for hexavalent chromium
- 6010B EPA Method 6010B for dissolved and total chromium
- 200.8 EPA Method 200.8 for dissolved and total recoverable manganese and vanadium
- A10 PQL's and MDL's were raised due to matrix interference.
- S05 The sample holding time was exceeded.

Table 2
Historic Groundwater Gauging and Analytical Results
Unocal Site 0843
1629 Webster Street, Alameda, California

Well ID	Date Sampled	TOC Elevation (feet MSL)	DTW (feet bTOC)	LPH Thickness (feet)	GW Elevation (feet MSL)	TPH-G 8015B	Benzene	Toluene	Ethyl-benzene	Total Xylenes	MTBE	TBA	TAME	ETBE	DIPE	EDB	EDC	Ethanol	Comments
MW-1	8/4/2011	19.13	6.78	0.00	12.35	310	<0.50	<0.50	<0.50	<1.0	420	13	<0.50	<0.50	<0.50	<0.50	<0.50	<250	A01, A90
MW-1	11/21/2011	19.13	7.58	0.00	11.55	85*	<0.50	<0.50	<0.50	<1.0	130	<10	<0.50	<0.50	<0.50	<0.50	<0.50	<250	A01, A90
MW-1	2/2/2012	19.13	7.60	0.00	11.53	<50	<0.50	<0.50	<0.50	1.0	380	94	<0.50	<0.50	<0.50	<0.50	<0.50	<250	A01
MW-1	5/14/2012	19.13	6.45	0.00	12.68	<50	<0.50	<0.50	<0.50	<1.0	800	220	0.75	<0.50	<0.50	<0.50	<0.50	<250	A01
MW-1AR	8/4/2011	19.29	6.95	0.00	12.34	<50	<0.50	<0.50	<0.50	<1.0	16	<10	<0.50	<0.50	<0.50	<0.50	<0.50	<250	
MW-1AR	11/21/2011	19.29	7.82	0.00	11.47	21* J	<0.50	<0.50	<0.50	<1.0	22	<10	<0.50	<0.50	<0.50	<0.50	<0.50	<250	
MW-1AR	2/2/2012	19.29	8.08	0.00	11.21	<50	<0.50	<0.50	<0.50	1.4	23	<10	<0.50	<0.50	<0.50	<0.50	<0.50	<250	
MW-1AR	5/14/2012	19.29	6.72	0.00	12.57	<50	<0.50	<0.50	<0.50	<1.0	13	<10	<0.50	<0.50	<0.50	<0.50	<0.50	<250	
MW-1BR	8/4/2011	19.13	6.92	0.00	12.21	59	<0.50	<0.50	<0.50	<1.0	60	<10	<0.50	<0.50	<0.50	<0.50	<0.50	<250	A90
MW-1BR	11/21/2011	19.13	7.78	0.00	11.35	29* J	<0.50	<0.50	<0.50	<1.0	34	<10	<0.50	<0.50	<0.50	<0.50	<0.50	<250	
MW-1BR	2/2/2012	19.13	8.07	0.00	11.06	<50	<0.50	<0.50	<0.50	1.7	15	<10	<0.50	<0.50	<0.50	<0.50	<0.50	<250	
MW-1BR	5/14/2012	19.13	6.67	0.00	12.46	<50	<0.50	<0.50	<0.50	<1.0	23	<10	<0.50	<0.50	<0.50	<0.50	<0.50	<250	
MW-3	8/4/2011	18.05	6.10	0.00	11.95	<50	<0.50	<0.50	<0.50	<1.0	0.55	<10	<0.50	<0.50	<0.50	<0.50	<0.50	<250	
MW-3	11/21/2011	18.05	6.90	0.00	11.15	<50*	<0.50	<0.50	<0.50	<1.0	<0.50	<10	<0.50	<0.50	<0.50	<0.50	<0.50	<250	
MW-3	2/2/2012	18.05	6.90	0.00	11.15	<50	<0.50	<0.50	<0.50	<1.0	1.3	<10	<0.50	<0.50	<0.50	<0.50	<0.50	<250	
MW-3	5/14/2012	18.05	5.78	0.00	12.27	<50	<0.50	<0.50	<0.50	<1.0	1.2	<10	<0.50	<0.50	<0.50	<0.50	<0.50	<250	
MW-4	8/4/2011	18.14	6.00	0.00	12.14	<50	<0.50	<0.50	<0.50	<1.0	<0.50	<10	<0.50	<0.50	<0.50	<0.50	<0.50	<250	
MW-4	11/21/2011	18.14	6.80	0.00	11.34	<50*	<0.50	<0.50	<0.50	<1.0	<0.50	<10	<0.50	<0.50	<0.50	<0.50	<0.50	<250	
MW-4	2/2/2012	18.14	6.83	0.00	11.31	<50	<0.50	<0.50	<0.50	<1.0	10	<10	<0.50	<0.50	<0.50	<0.50	<0.50	<250	
MW-4	5/14/2012	18.14	5.66	0.00	12.48	<50	<0.50	<0.50	<0.50	<1.0	<0.50	<10	<0.50	<0.50	<0.50	<0.50	<0.50	<250	
MW-5	8/4/2011	16.45	5.63	0.00	10.82	<50	<0.50	<0.50	<0.50	<1.0	<0.50	<10	<0.50	<0.50	<0.50	<0.50	<0.50	<250	
MW-5	11/21/2011	16.45	6.28	0.00	10.17	12* J	<0.50	<0.50	<0.50	<1.0	1.2	<10	<0.50	<0.50	<0.50	<0.50	<0.50	<250	
MW-5	2/2/2012	16.45	6.22	0.00	10.23	<50	<0.50	<0.50	<0.50	<1.0	2.1	<10	<0.50	<0.50	<0.50	<0.50	<0.50	<250	
MW-5	5/14/2012	16.45	5.25	0.00	11.20	<50	<0.50	<0.50	<0.50	<1.0	<0.50	<10	<0.50	<0.50	<0.50	<0.50	<0.50	<250	
MW-6	8/4/2011	16.97	5.69	0.00	11.28	75	<0.50	<0.50	<0.50	<1.0	80	<10	<0.50	<0.50	<0.50	<0.50	<0.50	<250	A90
MW-6	11/21/2011	16.97	6.36	0.00	10.61	55*	<0.50	<0.50	<0.50	<1.0	86	<10	<0.50	<0.50	<0.50	<0.50	<0.50	<250	
MW-6	2/2/2012	16.97	6.31	0.00	10.66	<50	<0.50	<0.50	<0.50	<1.0	94	21	<0.50	<0.50	<0.50	<0.50	<0.50	<250	
MW-6	5/14/2012	16.97	5.38	0.00	11.59	<50	<0.50	<0.50	<0.50	<1.0	89	33	<0.50	<0.50	<0.50	<0.50	<0.50	<250	
MW-7	8/4/2011	17.81	5.85	0.00	11.96	2,300	<0.50	<0.50	<0.50	<1.0	6,300	2,200	6.7	<0.50	<0.50	<0.50	<0.50	<250	A01, A90
MW-7	11/21/2011	17.81	6.67	0.00	11.14	1,400*	<0.50	<0.50	<0.50	<1.0	5,900	2,200	6.4	<0.50	<0.50	<0.50	<0.50	<250	A90
MW-7	2/2/2012	17.81	6.69	0.00	11.12	<50	<0.50	<0.50	<0.50	<1.0	6,400	2,800	5.0	<0.50	<0.50	<0.50	<0.50	<250	A01
MW-7	5/14/2012	17.81	5.57	0.00	12.24	<50	<0.50	<0.50	<0.50	<1.0	5,600	2,300	4.4	<0.50	<0.50	<0.50	<0.50	<250	A01
MW-8	8/4/2011	18.13	6.23	0.00	11.90	2,000	<0.50	<0.50	<0.50	<1.0	4,400	370	4.9	<0.50	<0.50	<0.50	<0.50	<250	A01, A90
MW-8	11/21/2011	18.13	7.02	0.00	11.11	900*	<0.50	<0.50	<0.50	<1.0	2,500	250	2.6	<0.50	<0.50	<0.50	<0.50	<250	
MW-8	2/2/2012	18.13	6.97	0.00	11.16	<50	<0.50	<0.50	<0.50	<1.0	2,400	740	2.3	<0.50	<0.50	<0.50	<0.50	<250	A01
MW-8	5/14/2012	18.13	5.91	0.00	12.22	<50	<0.50	<0.50	<0.50	<1.0	2,100	590	1.7	<0.50	<0.50	<0.50	<0.50	<250	A01
MW-9	8/4/2011	18.75	6.59	0.00	12.16	62	<0.50	<0.50	<0.50	<1.0	59	<10	<0.50	<0.50	<0.50	<0.50	<0.50	<250	A90
MW-9	11/21/2011	18.75	7.45	0.00	11.30	33* J	<0.50	<0.50	<0.50	<1.0	44	<10	<0.50	<0.50	<0.50	<0.50	<0.50	<250	J
MW-9	2/2/2012	18.75	7.47	0.00	11.28	<50	<0.50	<0.50	<0.50	<1.0	6.1	<10	<0.50	<0.50	<0.50	<0.50	<0.50	<250	
MW-9	5/14/2012	18.75	6.30	0.00	12.45	<50	<0.50	<0.50	<0.50	<1.0	190	51	<0.50	<0.50	<0.50	<0.50	<0.50	<250	A01
MW-10	8/4/2011	18.84	6.73	0.00	12.11	<50	<0.50	<0.50	<0.50	<1.0	7.4	<10	<0.50	<0.50	<0.50	<0.50	<0.50	<250	
MW-10	11/21/2011	18.84	7.52	0.00	11.32	<50*	<0.50	<0.50	<0.50	<1.0	1.4	<10	<0.50	<0.50	<0.50	<0.50	<0.50	<250	
MW-10	2/2/2012	18.84	7.52	0.00	11.32	<50	<0.50	<0.50	<0.50	3.2	1.4	<10	<0.50	<0.50	<0.50	<0.50	<0.50	<250	
MW-10	5/14/2012	18.84	6.42	0.00	12.42	<50	<0.50	<0.50	<0.50	<1.0	1.5	<10	<0.50	<0.50	<0.50	<0.50	<0.50	<250	

Table 2
Historic Groundwater Gauging and Analytical Results
Unocal Site 0843
1629 Webster Street, Alameda, California

Well ID	Date Sampled	TOC Elevation (feet MSL)	DTW (feet bTOC)	LPH Thickness (feet)	GW Elevation (feet MSL)	TPH-G 8015B	Benzene	Toluene	Ethyl-benzene	Total Xylenes	MTBE	TBA	TAME	ETBE	DIPE	EDB	EDC	Ethanol	Comments
MW-11	8/4/2011	18.72	6.54	0.00	12.18	1,400	<0.50	<0.50	<0.50	<1.0	2,000	110	2.4	<0.50	<0.50	<0.50	<0.50	<250	A01, A90
MW-11	11/21/2011	18.72	7.36	0.00	11.36	850*	<0.50	<0.50	<0.50	<1.0	2,100	270	2.1	<0.50	<0.50	<0.50	<0.50	<250	
MW-11	2/2/2012	18.72	7.32	0.00	11.40	<50	<0.50	<0.50	<0.50	<1.0	2,500	730	2.0	<0.50	<0.50	<0.50	<0.50	<250	A01
MW-11	5/14/2012	18.72	6.21	0.00	12.51	<50	<0.50	<0.50	<0.50	<1.0	1,700	570	1.4	<0.50	<0.50	<0.50	<0.50	<250	A01

Note

Analytical results given in micrograms per liter (µg/l) unless otherwise noted

Standard Abbreviations

- < not detected at or above laboratory detection limit
- µg/l micrograms per liter (approx. equivalent to parts per billion, ppb)
- TOC top of casing (surveyed reference elevation)
- MSL relative to mean sea level
- DTW depth to water
- bTOC below top of casing
- LPH liquid-phase hydrocarbons
- GW groundwater
- TPH-G total petroleum hydrocarbons as gasoline
- MTBE methyl tertiary butyl ether
- TBA tertiary butyl alcohol
- TAME tertiary amyl methyl ether
- ETBE ethyl tertiary butyl ether
- DIPE di-isopropyl ether
- EDB 1,2-dibromoethane
- EDC 1,2-dichloroethane (same as ethylene dichloride)
- 8260B EPA Method 8260B for BTEX/MTBE/Oxygenates
- GC/MS gas chromatography–mass spectrometry
- A01 PQL's and MDL's are raised due to sample dilution.
- A90 TPPH does not exhibit a "gasoline" pattern. TPPH is entirely due to MTBE.
- TPPH total purgeable petroleum hydrocarbons
- * TPPH (C6 through C12)
- J Estimated Value

Table 2a
Historic Additional Groundwater Analytical Results
Unocal Site 0843
1629 Webster Street, Alameda, California

Well ID	Date Sampled	EC @ 25°C		ORP (mV)	Nitrate as		Sulfate (mg/l)	Ferrous Iron	Non-Volatile Organic				Total Chromium	Total Recoverable	Total Recoverable	Comments
		(umhos/cm)	DO (mg/l)		NO3 (mg/l)				Compounds (mg/l)	Hexavalent Chromium	Dissolved Chromium	Dissolved Manganese		Dissolved Vanadium	Manganese	
MW-1	8/4/2011	438	8.8	297.8	24	30	300	1.5	<2.0	<10	2.3	<3.0	99	830	63	A01, A90
MW-1	11/21/2011	378	2.3	310.6	16	23	54 J	1.1	<2.0	1.4 J	0.98 J	<3.0	220	1,100	78	
MW-1	2/2/2012	424	7.6	273.0	20	23	<100	1.2	<2.0	<10	1.4	<3.0	130	920	67	A10, S05
MW-1	5/14/2012	493	7.9	275.5	19	28	<200	1.6	2.1	<10	<1.0	<3.0	60	460	38	A10, S05
MW-1AR	8/4/2011	371	8.3	305.3	21	28	160	1.5	<2.0	<10	94	<3.0	15	250	9.1	
MW-1AR	11/21/2011	456.2	0.77	305.8	20	28	<100	1.4	<2.0	<10	71	1.1 J	6.7 J	220	3.4	
MW-1AR	2/2/2012	468	7.90	269.1	23	35	<100	1.6	<2.0	<10	110	<3.0	22	290	11	S05
MW-1AR	5/14/2012	474	5.60	286.0	23	33	<100	1.5	<2.0	<10	62	<3.0	16	260	8.0	S05
MW-1BR	8/4/2011	437	9.4	310.9	28	27	170	1.3	<2.0	<10	98	<3.0	13	170	7.4	A90
MW-1BR	11/21/2011	481.8	0.89	316.9	28	25	62 J	1.2	<2.0	2.8 J	26	1.7 J	9.6 J	120	4.4	
MW-1BR	2/2/2012	456	7.20	273.1	29	28	<100	1.3	<2.0	<10	40	<3.0	55	400	23	S05
MW-1BR	5/14/2012	443	4.20	287.0	24	24	<100	1.3	2.5	<10	50	<3.0	<10	340	<3.0	S05
MW-3	8/4/2011	614	6.1	312.8	--	--	--	--	--	--	--	--	--	--	--	
MW-3	11/21/2011	652.7	1.24	323.1	--	--	--	--	--	--	--	--	--	--	--	
MW-3	2/2/2012	576	6.00	301.8	--	--	--	--	--	--	--	--	--	--	--	S05
MW-3	5/14/2012	624	7.70	296.9	--	--	--	--	--	--	--	--	--	--	--	S05
MW-4	8/4/2011	1,080	9.7	311.5	--	--	--	--	--	--	--	--	--	--	--	
MW-4	11/21/2011	464	4.1	321.8	--	--	--	--	--	--	--	--	--	--	--	
MW-4	2/2/2012	980	7.7	297.7	--	--	--	--	--	--	--	--	--	--	--	S05
MW-4	5/14/2012	1,030	8.7	296.8	--	--	--	--	--	--	--	--	--	--	--	S05
MW-5	8/4/2011	582	7.1	282.0	--	--	--	--	<2.0	<10	120	--	--	--	--	
MW-5	11/21/2011	616.7	1.78	297.7	--	--	--	--	<2.0	1.7 J	160	--	--	--	--	
MW-5	2/2/2012	620	8.00	236.9	--	--	--	--	<2.0	<10	--	--	72	--	--	S05
MW-5	5/14/2012	612	6.20	307.5	--	--	--	--	<2.0	<10	--	--	52	--	--	S05
MW-6	8/4/2011	484	6.9	316.9	--	--	--	--	<2.0	<10	82	--	--	--	--	A90
MW-6	11/21/2011	560.8	1.12	300.6	--	--	--	--	<2.0	<10	40	--	--	--	--	
MW-6	2/2/2012	535	6.40	252.9	--	--	--	--	<2.0	<10	--	--	77	--	--	S05
MW-6	5/14/2012	525	8.30	312.0	--	--	--	--	<2.0	<10	--	--	65	--	--	S05
MW-7	8/4/2011	635	7.8	4.84	4.0	48	3,400	4.0	<2.0	<10	680	<3.0	58	880	36	A01, A90
MW-7	11/21/2011	692.7	1.5	273.9	3.6	41	2,800	3.9	<2.0	<10	670	<3.0	59	790	33	
MW-7	2/2/2012	682	7.1	67.33	4.1	39	1,800	3.6	<2.0	<10	710	<3.0	<10	620	<3.0	S05
MW-7	5/14/2012	690	8.0	72.99	5.1	36	1,700	3.2	<2.0	<10	630	<3.0	21	800	12	S05
MW-8	8/4/2011	599	7.9	239.7	5.3	48	390	3.1	<2.0	<10	760	<3.0	28	1,000	13	A01, A90
MW-8	11/21/2011	649.00	1.50	283.9	5.3	48	530	3.4	<2.0	<10	660	1.6	30	780	13	
MW-8	2/2/2012	602	7.00	196.2	5.2	47	<100	3.4	<2.0	<10	730	<3.0	<10	800	3.6	S05
MW-8	5/14/2012	587	8.00	102.8	6.3	45	340	3.1	<2.0	<10	630	<3.0	23	680	10	S05
MW-9	8/4/2011	629	7.8	333.4	15	45	280	2.3	5.2	<10	45	<3.0	56	660	27	A90
MW-9	11/21/2011	660	2.1	271.1	16.0	38	62 J	1.9	3.8	4.8 J	9.5	1.7 J	83	880	33	
MW-9	2/2/2012	640	6.9	288.1	19	40	<200	2.0	5.2	<10	2.0	<3.0	160	1,500	68	A10, S05
MW-9	5/14/2012	631	4.2	190.8	15	35	<100	2.0	3.3	<10	30	<3.0	34	360	15	S05
MW-10	8/4/2011	450	7.0	282.4	21	32	390	1.7	6.7	<10	13	<3.0	19	150	6.3	
MW-10	11/21/2011	546.4	1.12	319.1	19	30	<100	1.3	6.4	7.9 J	2.9	1.0 J	13	92	3.1	
MW-10	2/2/2012	535	6.90	297.6	20	34	<100	1.4	10	11	5.3	<3.0	16	62	3.7	S05

Table 2a
Historic Additional Groundwater Analytical Results
Unocal Site 0843
1629 Webster Street, Alameda, California

Well ID	Date Sampled	EC @ 25°C		ORP (mV)	Nitrate as			Non-Volatile Organic					Total Chromium	Total Recoverable		Comments
		(umhos/cm)	DO (mg/l)		NO3 (mg/l)	Sulfate (mg/l)	Ferrous Iron	Compounds (mg/l)	Hexavalent Chromium	Dissolved Chromium	Dissolved Manganese	Dissolved Vanadium		Manganese	Vanadium	
MW-10	5/14/2012	538	5.80	219.5	19	34	<100	1.5	11	11	4.9	<3.0	14	41	<3.0	S05
MW-11	8/4/2011	685	8.0	518.6	9.8	27	210	3.1	<2.0	<10	250	<3.0	<10	980	3.6	A01, A90
MW-11	11/21/2011	765.5	1.3	240.2	6.6	26	<100	2.5	<2.0	<10	370	<3.0	2.7 J	950	2.6 J	
MW-11	2/2/2012	732	6.8	288.8	7.0	29	<100	2.7	<2.0	<10	540	<3.0	<10	830	<3.0	S05
MW-11	5/14/2012	741	5.1	521.5	6.9	30	<100	2.8	<2.0	<10	450	<3.0	<10	760	4.0	S05

Note

Analytical results given in micrograms per liter (µg/l) unless otherwise noted


Standard Abbreviations

- not analyzed, measured, or collected
- < not detected at or above laboratory detection limit
- umhos/cm micromhos per centimeter
- mg/l milligrams per liter (approx. equivalent to parts per million, ppm)
- µg/l micrograms per liter (approx. equivalent to parts per billion, ppb)
- mV millivolts
- EC electrical conductivity
- DO dissolved oxygen
- ORP oxidation reduction potential
- 120.1 EPA Method 120.1 for EC
- SM-4500OG SM-4500OG for DO
- ASTM-D1498 ASTM-D1498 for ORP
- 300.0 EPA Method 300.0 for sulfate and nitrate as NO3
- SM-3500-FeD SM-3500-FeD for ferric iron
- 415.1 EPA Method 415.1 for non-volatile organic compounds
- 7196 EPA Method 7196 for hexavalent chromium
- 6010B EPA Method 6010B for dissolved and total chromium
- 200.8 EPA Method 200.8 for dissolved and total recoverable manganese and vanadium
- A01 PQL's and MDL's are raised due to sample dilution.
- A10 PQL's and MDL's were raised due to matrix interference.
- A90 TPPH does not exhibit a "gasoline" pattern. TPPH is entirely due to MTBE.
- S05 The sample holding time was exceeded.

ARCADIS

Attachment A

Field Data Sheets and
General Procedures



123 Technology Drive West
Irvine, CA 92618

949.727.9336 PHONE
949.727.7399 FAX

www.TRCSolutions.com

DATE: May 23, 2012

TO: Katherine Brandt
ARCADIS U.S., Inc.
1900 Powell Street, 12th Floor
Emeryville, California 94608

SITE: Unocal Site 0843
Facility 351849
1629 Webster Street, Alameda CA


RE: Transmittal of Groundwater Monitoring Data

Dear Ms. Brandt,

Please find attached the field data sheets, chain of custody (COC) forms, and technical services request (TSR) form for the monitoring event that was completed on May 14, 2012. Field measurements and collection of samples submitted to the laboratory were completed in general accordance with our usual groundwater monitoring protocol which is also attached for your reference.

Please call me at 949-727-7345 if you have questions.

Sincerely,

TRC


Christina Carrillo
Groundwater Program Coordinator

GENERAL FIELD PROCEDURES

Groundwater Gauging and Sampling Assignments

For each site, TRC technicians are provided with a Technical Service Request (TSR) that specifies activities required to complete the groundwater gauging and sampling assignment for the site. TSRs are based on client directives, instructions from the primary environmental consultant for the site, regulatory requirements, and TRC's previous experience with the site.

Fluid Level Measurements (Gauging)

Initial site activities include determination of well locations based on a site map provided with the TSR. Well boxes are opened and caps are removed. Indications of well or well box damage or of pressure buildup in the well are noted.

Fluid levels in each well are measured using a coated cloth tape equipped with an electronic interface probe, which distinguishes between liquid phase hydrocarbon (LPH) and water. The depth to LPH (if it is present), to water, and to the bottom of the well are measured from the top of the well casing (surveyors mark or notch if present) to the nearest 0.01 foot. Unless otherwise instructed, a well with less than 0.67 foot between the measured top of water and the measured bottom of the well casing is considered dry, and is not sampled. If the well contains 0.67 foot or more of water, an attempt is made to bail and/or sample as specified on the TSR.

Unless otherwise instructed, a well that is found to contain a measureable amount of LPH (0.01 foot) is not purged or sampled. Instead, one casing volume of fluid is bailed from the well and the well is re-sealed.

Purging and Groundwater Parameter Measurement

TSR instructions may specify that a well not be purged (no-purge sampling), be purged using low-flow methods, or be purged using conventional pump and/or bail methods. Conventional purging generally consists of pumping or bailing until a minimum of three casing volumes of water have been removed or until the well has been pumped dry. Pumping is generally accomplished using submersible electric or pneumatic diaphragm pumps. The pump intake is initially set at about 5 feet below the level of water in the casing, and is lowered as needed to compensate for falling water level. Pump depths are recorded in Field Notes.

During conventional purging, three groundwater parameters (temperature, pH, and conductivity) are measured after removal of each casing volume. Stabilization of these parameters, to within 10 percent, confirm that sufficient purging has been completed. In some cases, the TSR indicates that other parameters are also to be measured during purging. TRC commonly measures dissolved oxygen (DO), oxidation-reduction potential (ORP), and/or turbidity. Instruments used for groundwater parameter measurements are calibrated daily according to manufacturer's instructions.

Low-flow purging utilizes a bladder or peristaltic pump to remove water from the well at a low rate. Groundwater parameters specified by the TSR are measured continuously, using a flow cell, until they become stable in general accordance with EPA guidelines.

Groundwater Sample Collection

After wells are purged, or not purged, according to TSR instructions, samples are collected for laboratory analysis. For wells that have been purged using conventional pump or bail methods, sampling is conducted after the well has recovered to 80 percent of its original volume or after two hours if the well does not recover to at least 80 percent. If there is insufficient recharge of water in the well after two hours, the well is not sampled.

GENERAL FIELD PROCEDURES

Samples are collected by lowering a new, disposable polyethylene bottom-fill bailer to just below the water level in the well. The bailer is retrieved and the water sample is carefully transferred to containers specified for the laboratory analytical methods indicated by the TSR. Particular care is given to containers for volatile organic analysis (VOAs) which require filling to zero headspace and fitting with Teflon-sealed caps.

Sample containers are labeled with project number (or site number), well designation, sample date, sample time, and the sampler's initials, and placed in an insulated chest with ice. Samples remain chilled prior to and during transport to a state-certified laboratory for analysis. Sample container descriptions and requested analyses are entered onto a chain-of-custody form in order to provide instructions to the laboratory. The chain-of-custody form accompanies the samples during transportation to provide a continuous record of possession from the field to the laboratory. If a freight or overnight carrier transports the samples, the carrier is noted on the form.

For wells that have been purged using low-flow methods, sample containers are filled from the effluent stream of the bladder or peristaltic pump. In some cases, if so specified by the TSR, samples are taken from the sample ports of actively pumping remediation wells.

Sequence of Gauging, Purging and Sampling

The sequence in which monitoring activities are conducted is specified on the TSR. In general, wells are gauged beginning with the least affected well and ending with the well that has the highest concentration based on previous analytic results. After all gauging for the site is completed, wells are purged and/or sampled from the least-affected to the most-affected well. If wells must be gauged or sampled out of order, alternate interface probes and/or pumps are utilized and are noted in field documentation.

Decontamination

In order to reduce the possibility of cross contamination between wells, strict isolation and decontamination procedures are observed. Portable pumps are not used in wells with LPH. Technicians wear nitrile gloves during all gauging, purging, and sampling activities. Gloves are changed between wells and more often if warranted. Any equipment that could come in contact with fluids are either dedicated a particular well, decontaminated prior to each use, or discarded after a single use. Decontamination consists of washing in a solution of Liquinox and water and rinsing twice. The final rinse is in deionized water.

Purge Water Disposal

Purge water is generally collected in labeled drums for disposal as non-hazardous waste. Drums may be left on site for disposal by others, or transported to a collection location at a TRC field office, in either Fullerton, California or Concord, California, for eventual transfer to a licensed treatment or recycling facility. Alternatively, purge water may be collected directly from the site by a licensed vacuum truck company, or may be treated on site by an active remediation system, if so directed.

Exceptions

Additional tasks or non-standard procedures, if any, that may be requested or required for a particular site, are documented in field notes on the following pages.

GROUNDWATER SAMPLING FIELD NOTES

Technician: R. RODRIGUEZ

Site: 0843

Project No.: 189791.0035.1849

Date: 5/14/12

Well No. MW-1

Purge Method: Sub

Depth to Water (feet): 6.45

Depth to Product (feet):

Total Depth (feet) 20.09

LPH & Water Recovered (gallons):

Water Column (feet): 13.64

Casing Diameter (Inches): 2"

80% Recharge Depth(feet): 9.18

1 Well Volume (gallons): 3

PUMP DEPTH

Time Start	Time Stop	Depth to Water (feet)	Volume Purged (gallons)	Conductivity (µS/cm)	Temperature (F, C)	pH	D.O. (mg/L)	ORP	Turbidity
Pre-Purge							5.09	139	
0746		11 ft	3	324.7	16.1	6.54	4.37	155	
		↓	6	359.0	16.6	6.45	3.36	127	
		↓	9	366.7	16.9	6.39	2.18	140	
	0747	↓	12	386.8	17.2	6.38	3.23	140	
Static at Time Sampled			Total Gallons Purged			Sample Time			
6.82			12			0800			
Comments:									

Well No. MW-^{RR}1AR

Purge Method: Sub

Depth to Water (feet): 6.72

Depth to Product (feet):

Total Depth (feet) 29.74

LPH & Water Recovered (gallons):

Water Column (feet): 23.02

Casing Diameter (Inches): 2"

80% Recharge Depth(feet): 11.32

1 Well Volume (gallons): 4

PUMP DEPTH

Time Start	Time Stop	Depth to Water (feet)	Volume Purged (gallons)	Conductivity (µS/cm)	Temperature (F, C)	pH	D.O. (mg/L)	ORP	Turbidity
Pre-Purge							1.90	134	
0819		15 ft	4	467.0	17.2	6.73	1.09	138	
		↓	8	477.3	17.7	6.63	1.27	136	
	0824	↓	12	476.9	18.1	6.61	1.25	133	
Static at Time Sampled			Total Gallons Purged			Sample Time			
8.47			12			0833			
Comments:									

GROUNDWATER SAMPLING FIELD NOTES

Technician: R. RODRIGUEZ

Site: 0843

Project No.: 189910035.1849

Date: 5/14/12

Well No. MW-1BR

Purge Method: Sub

Depth to Water (feet): 6.67

Depth to Product (feet):

Total Depth (feet) 34.50

LPH & Water Recovered (gallons):

Water Column (feet): 27.83

Casing Diameter (Inches): 2"

80% Recharge Depth(feet): 12.24

1 Well Volume (gallons): 5

*PUMP
DEPTH*

Time Start	Time Stop	Depth to Water (feet)	Volume Purged (gallons)	Conductivity (µS/cm)	Temperature (F, C)	pH	D.O. (mg/L)	ORP	Turbidity
Pre-Purge							1.20	117	
0902		14.81	5	438.3	17.7	6.80	0.29	124	
		↓	10	439.2	18.4	6.65	0.31	122	
	0911	↓	15	440.1	18.8	6.66	0.27	118	
Static at Time Sampled			Total Gallons Purged			Sample Time			
12.10			15			0918			
Comments:									

Well No. MW-9

Purge Method: Sub

Depth to Water (feet): 6.30

Depth to Product (feet):

Total Depth (feet) 24.39

LPH & Water Recovered (gallons):

Water Column (feet): 18.09

Casing Diameter (Inches): 2"

80% Recharge Depth(feet): 9.92

1 Well Volume (gallons): 4

Time Start	Time Stop	Depth to Water (feet)	Volume Purged (gallons)	Conductivity (µS/cm)	Temperature (F, C)	pH	D.O. (mg/L)	ORP	Turbidity
Pre-Purge							0.92	116	
1009		23.81	4	639.6	18.4	6.88	1.76	110	
		↓	8	644.9	18.5	6.79	1.62	112	
	1016	↓	12	640.9	18.8	6.72	1.55	112	
Static at Time Sampled			Total Gallons Purged			Sample Time			
9.90			12			1025			
Comments:									

GROUNDWATER SAMPLING FIELD NOTES

Technician: R. RODRIGUEZ

Site: 0843

Project No.: 189791.0035.1849

Date: 5/14/12

Well No. MW-10

Purge Method: Sub

Depth to Water (feet): 6.42

Depth to Product (feet): —

Total Depth (feet) 29.10

LPH & Water Recovered (gallons): —

Water Column (feet): 22.68

Casing Diameter (Inches): 2"

80% Recharge Depth(feet): 10.96

1 Well Volume (gallons): 4

PUMP
DEPTH

Time Start	Time Stop	Depth to Water (feet)	Volume Purged (gallons)	Conductivity (µS/cm)	Temperature (F, C)	pH	D.O. (mg/L)	ORP	Turbidity
Pre-Purge							3.71	99	
1046		12 ft	4	538.7	18.6	6.78	1.79	110	
		↓	8	538.3	19.0	6.74	1.72	95	
	1053	↓	12	539.6	19.4	6.69	1.89	106	
Static at Time Sampled			Total Gallons Purged			Sample Time			
9.86			12			1100			
Comments:									

Well No. MW-11

Purge Method: Sub

Depth to Water (feet): 6.21

Depth to Product (feet): —

Total Depth (feet) 27.51

LPH & Water Recovered (gallons): —

Water Column (feet): 21.30

Casing Diameter (Inches): 2"

80% Recharge Depth(feet): 10.47

1 Well Volume (gallons): 4

Time Start	Time Stop	Depth to Water (feet)	Volume Purged (gallons)	Conductivity (µS/cm)	Temperature (F, C)	pH	D.O. (mg/L)	ORP	Turbidity
Pre-Purge							2.48	89	
1130	12:00	12 ft	4	742.0	19.7	6.78	0.39	88	
		↓	8	745.7	19.3	6.71	0.46	85	
	1136	↓	12	738.6	19.9	6.66	0.51	78	
Static at Time Sampled			Total Gallons Purged			Sample Time			
6.42			12			1150			
Comments:									

GROUNDWATER SAMPLING FIELD NOTES

Technician: JOE

Site: 0843

Project No.: 189791.0035.1849

Date: 05/14/12

Well No. MW-7

Purge Method: SUB

Depth to Water (feet): 5.57

Depth to Product (feet):

Total Depth (feet) 29.12

LPH & Water Recovered (gallons):

Water Column (feet): 23.55

Casing Diameter (Inches): 2"

80% Recharge Depth(feet): 10.28

1 Well Volume (gallons): 4

Time Start	Time Stop	Depth to Water (feet)	Volume Purged (gallons)	Conductivity (µS/cm)	Temperature (F, C)	pH	D.O. (mg/L)	ORP	Turbidity
Pre-Purge							0.82	195	
0845	0849		4	686.2	18.4	6.49	0.68	182	
0855			8	704.6	19.1	6.54	1.67	143	11
	0859		12	699.2	19.4	6.22	0.97	102	
Static at Time Sampled			Total Gallons Purged			Sample Time			
10.28			12			0910			
Comments: Pump Depth 11' pump depth 16' after 2 gals, DRY at 4 gals, DRY at 12 gals.									

Well No. MW-8

Purge Method: SUB

Depth to Water (feet): 5.91

Depth to Product (feet):

Total Depth (feet) 29.57

LPH & Water Recovered (gallons):

Water Column (feet): 23.60

Casing Diameter (Inches): 2"

80% Recharge Depth(feet): 10.63

1 Well Volume (gallons): 4

Time Start	Time Stop	Depth to Water (feet)	Volume Purged (gallons)	Conductivity (µS/cm)	Temperature (F, C)	pH	D.O. (mg/L)	ORP	Turbidity
Pre-Purge							1.64	153	
0926	"		4	566.8	19.5	7.07	0.87	150	
	0932		8	578.8	19.6	6.69	0.77	148	
0936	0937		12	618.0	19.9	6.70	2.00	150	
Static at Time Sampled			Total Gallons Purged			Sample Time			
10.63			12			0945			
Comments: DRY at 10 gals.									

GROUNDWATER SAMPLING FIELD NOTES

Technician: JOE

Site: 0843

Project No.: 189791.0035.1849

Date: 05/14/12

Well No. MW-3

Purge Method: SUB

Depth to Water (feet): 5.78

Depth to Product (feet):

Total Depth (feet) 19.85

LPH & Water Recovered (gallons):

Water Column (feet): 14.07

Casing Diameter (Inches): 2"

80% Recharge Depth(feet): 8.59

1 Well Volume (gallons): 3

Time Start	Time Stop	Depth to Water (feet)	Volume Purged (gallons)	Conductivity (µS/cm)	Temperature (F, C)	pH	D.O. (mg/L)	ORP	Turbidity
Pre-Purge							2.44	173	
1008			3	693.0	18.4	6.76	1.33	177	
			6	672.7	18.3	6.67	1.42	180	
	1012		9	727.6	18.4	6.63	1.28	182	
Static at Time Sampled			Total Gallons Purged			Sample Time			
8.59			9			1025			
Comments: Pump depth 11', pump depth 16' after 6 gals.									

Well No. MW-4

Purge Method: SUB

Depth to Water (feet): 5.66

Depth to Product (feet):

Total Depth (feet) 16.73

LPH & Water Recovered (gallons):

Water Column (feet): 11.07

Casing Diameter (Inches): 2"

80% Recharge Depth(feet): 7.87

1 Well Volume (gallons): 2

Time Start	Time Stop	Depth to Water (feet)	Volume Purged (gallons)	Conductivity (µS/cm)	Temperature (F, C)	pH	D.O. (mg/L)	ORP	Turbidity
Pre-Purge							5.03	174	
1041	1044		2	1086	19.3	7.05	5.54	181	
1047	1048		4	1080	19.4	6.98	4.72	188	
1053	1054		6	1063	20.0	7.03	4.55	183	
Static at Time Sampled			Total Gallons Purged			Sample Time			
7.80			6			1103			
Comments: Pump depth 10' DRY at 2 gals, DRY at Each Well Volume									

GROUNDWATER SAMPLING FIELD NOTES

Technician: JOE

Site: 0843

Project No.: 189791.0035.1849

Date: 05/14/12

Well No. MW-5

Purge Method: HB

Depth to Water (feet): 5.25

Depth to Product (feet):

Total Depth (feet) 20.25

LPH & Water Recovered (gallons):

Water Column (feet): 15.00

Casing Diameter (Inches): 2"

80% Recharge Depth(feet): 4.25

1 Well Volume (gallons): 3

Time Start	Time Stop	Depth to Water (feet)	Volume Purged (gallons)	Conductivity (µS/cm)	Temperature (F, C)	pH	D.O. (mg/L)	ORP	Turbidity
Pre-Purge							2.87	175	
0749			3	622.3	17.4	7.57	2.95	206	
			6	576.5	17.4	7.33	2.88	213	
	0804		9	586.5	17.5	7.02	2.82	216	
Static at Time Sampled			Total Gallons Purged			Sample Time			
7.75			9			0815			
Comments:									

Well No. MW-6

Purge Method: SHB

Depth to Water (feet): 6.38

Depth to Product (feet):

Total Depth (feet) 20.10

LPH & Water Recovered (gallons):

Water Column (feet): 14.72

Casing Diameter (Inches): 2"

80% Recharge Depth(feet): 8.32

1 Well Volume (gallons): 3

Time Start	Time Stop	Depth to Water (feet)	Volume Purged (gallons)	Conductivity (µS/cm)	Temperature (F, C)	pH	D.O. (mg/L)	ORP	Turbidity
Pre-Purge							0.92	162	
1135			3	580.1	18.7	7.69	0.89	167	
			6	557.5	18.3	7.53	0.99	175	
	1140		9	557.7	18.6	7.30	0.84	177	
Static at Time Sampled			Total Gallons Purged			Sample Time			
8.32			9			1148			
Comments: <u>pump depth 10'</u>									

WELL BOX CONDITION REPORT

SITE NO. 0843

ADDRESS 1629 Webster St.

DATE 05/14/12

PERFORMED BY: JOE

PAGE 1 OF 1

Well Name	Current Well Box Size	# of Ears	# of Slipped Ears	# of Broken Ears	# of Broken Bolts	# of Missing Bolts	Seal Damaged	Missing Lid	Broken Lid	Well Box Is Exposed	Well Box Is Below Grade	Unable to Access	Unable to Locate	Foundation Damaged	Paved Over	Street Well	Saw Cut Needed	System Well	USA Marked Well	Comments
MW-1	8"	3																		
MW-1R	8"	2		1															N	
MW-1BL	8"	2																		
MW-9	8"	2																		
MW-10	12"	2																		
MW-11	8"	2		1															N	
MW-7	8"	2																		
MW-8	8"	2		1															N	
MW-3	8"	3																		
MW-4	8"	3																		
MW-5	12"	2																		
MW-6	8"	3																		



CHAIN OF CUSTODY FORM

Union Oil Company of California ■ 6101 Bollinger Canyon Road ■ San Ramon, CA 94583

COC _____ of 2

Union Oil Site ID: <u>1843</u>				Union Oil Consultant: <u>ALCANTARA</u>		ANALYSES REQUIRED																										
Site Global ID: <u>00102263</u>				Consultant Contact: <u>Kelley Stewart</u>		TPH - Diesel by EPA 8015	TPH - G by GC/MS	BTEX/MTBE/OXYS by EPA 8260B	Ethanol by EPA 8260B	EPA 8260B Full List with OXYS	Cadmium	Copper	Lead	Manganese	Mercury	Nickel	Selenium	Silver	Vanadium	Zinc	Turnaround Time (TAT):											
Site Address: <u>1300 W. BAKER ST. BAKERSFIELD, CA</u>				Consultant Phone No.: <u>559-321-9175</u>																	Standard <input checked="" type="checkbox"/> 24 Hours <input type="checkbox"/>		48 Hours <input type="checkbox"/> 72 Hours <input type="checkbox"/>									
Union Oil PM: <u>John Engle</u>				Sampling Company: TRC																	Special Instructions											
Union Oil PM Phone No.: <u>559-291-2940</u>				Sampled By (PRINT): <u>John Engle</u>																												
Charge Code: <u>NWRTB-0 351849 -0- LAB</u>				Sampler Signature: <u>[Signature]</u>		BC Laboratories, Inc. Project Manager: Molly Meyers 4100 Atlas Court, Bakersfield, CA 93308 Phone No. 661-327-4911																										
This is a LEGAL document. ALL fields must be filled out CORRECTLY and COMPLETELY.																																
SAMPLE ID				Sample Time	# of Containers															Notes / Comments												
Field Point Name	Matrix	DTW	Date (yymmdd)																													
NW-1	W-S-A		12/5/11	0800	12	X	X	X	X	X	X	X	X	X	X	X	X	X	X	X												
MU-1A	W-S-A			0833	12	X	X	X	X	X	X	X	X	X	X	X	X	X	X	X												
MU-1B	W-S-A			0910	12	X	X	X	X	X	X	X	X	X	X	X	X	X	X	X												
MU-3	W-S-A			1125	9																											
MU-4	W-S-A			1133	1																											
MU-5	W-S-A			1215	9																											
MU-6	W-S-A			1143	1																											
MU-7	W-S-A			0910	12	X	X	X	X	X	X	X	X	X	X	X	X	X	X	X												
MU-8	W-S-A			0945	12	X	X	X	X	X	X	X	X	X	X	X	X	X	X	X												
MU-9	W-S-A			1025	12	X	X	X	X	X	X	X	X	X	X	X	X	X	X	X												
MU-10	W-S-A			1100	12	X	X	X	X	X	X	X	X	X	X	X	X	X	X	X												
MU-11	W-S-A			1150	12	X	X	X	X	X	X	X	X	X	X	X	X	X	X	X												
Relinquished By: _____ Company: _____ Date / Time: _____				Relinquished By: _____ Company: _____ Date / Time: _____				Relinquished By: _____ Company: _____ Date / Time: _____																								
Received By: _____ Company: _____ Date / Time: _____				Received By: _____ Company: _____ Date / Time: _____				Received By: _____ Company: _____ Date / Time: _____																								

Received By: John Engle Company: BC LABS Date / Time: 5/11/12 1315

TRC SOLUTIONS
TECHNICAL SERVICES REQUEST FORM

25-Apr-12

Site ID: 0843
Address: 1629 Webster Street
City: Alameda
Cross Street: Pacific Ave

Project No.: 189791.0035.1849 / 00TA01
Client: Roya Kambin
Contact #: 925-790-6270
PM: Kathy Brandt Arcadis
PM Contact #: 510-596-9675

Total number of wells: 12 Min. Well Diameter (in.): 2 # of Techs, # of Hrs: 2, 6
Depth to Water (ft.): 6 Max. Well Diameter (in.): 2 Travel Time (hrs):
Max. Well Depth (ft): 20 Hotel PO#:

ACTIVITIES:	Frequency	Notes	Hotel PO#:
Gauging: <input checked="" type="checkbox"/>	Quarterly		
Purge/Sampling: <input checked="" type="checkbox"/>	Quarterly		
No Purge/Sample <input type="checkbox"/>			

RELATED ACTIVITIES	Note
Drums: <input checked="" type="checkbox"/>	
Other Activities: <input type="checkbox"/>	
Traffic Control: <input checked="" type="checkbox"/>	City of Alameda

Permit attached

PERMIT INFORMATION:

Non-expiring permit #: EN-09-0013

NOTIFICATIONS:

Sam Koka, owner, SK Auto: 510-865-7631

SITE INFORMATION:

Coordinated event with Shell at 1601 Webster Street (Semi 1/3)
Gauge, purge and sampling order: MW-1, MW-1AR, MW-1BR, MW-9, MW-10, MW-11, MW-7, MW-8, MW-3, MW-4, MW-5 & MW-6
Take post-purge field readings after each casing volume purged.
MW-5 is in the middle of the Wienerschnitzel drive thru driveway. Must have the well done before 7:00am.
MW-3 is in the planter.

TRC SOLUTIONS
TECHNICAL SERVICES REQUEST FORM

25-Apr-12

Site ID: 0843
Address: 1629 Webster Street
City: Alameda
Cross Street: Pacific Ave

Project No.: 189791.0035.1849 / 00TA01
Client: Roya Kambin
Contact #: 925-790-6270
PM: Kathy Brandt Arcadis
PM Contact #: 510-596-9675

LAB INFORMATION:

Global ID: T0600102263
Lab WO: 351849

Lab Used: BC

Lab Notes: Lab Analyses:
TPH-G by 8015B (C6 - C12), BTEX/MTBE/OXYS by 8260B, EDB/EDC by 8260B, Ethanol by 8260B [Containers: 6 voas w/HCl]
Specific Conductance by 120.1, DO by SM4500-O [Container: one 1L poly unpreserved]
ORP by ASTM D1948 [two 1L ambers unpreserved]

Additional analyses for wells MW-1, MW-1AR, MW-1BR, MW-7, MW-8, MW-9, MW-10, MW-11:
Sulfate by 300.0, Nitrate by 300.0, Dissolved Manganese by 200.8, Dissolved Vanadium by 200.8, Dissolved Chromium by 6010, Chromium VI by 7196 [no additional container needed]
Total Manganese by 200.8, Total Chromium by 6010, Total Vanadium by 200.8 [Container: ~~one 1L poly w/HNO3~~ 1Pt Poly HNO3]
Ferrous Iron by 3500FE+D [Container: one 500 mL poly w/HCl]
TOC by 415.1 [Containers: one 500mL amber w/H2SO4]

Additional analyses for wells MW-5 & MW-6:
Chromium VI by 7196, dissolved Chromium by 6010 [Container: one 1Pt poly unpreserved]
Total Chromium by 6010 [Container: one 1Pt poly w/HNO3]

TRC SOLUTIONS
TECHNICAL SERVICES REQUEST FORM

25-Apr-12

Site ID.: 0843
 Address 1629 Webster Street
 City: Alameda
 Cross Street Pacific Ave

Well IDs	Benz.	MTBE	Gauging				Sampling				Field Measurements			Comments	
			Q1	Q2	Q3	Q4	Q1	Q2	Q3	Q4	Pre-Purge	Post-Purge	Type		
MW-3	0	1.3	<input checked="" type="checkbox"/>	<input checked="" type="checkbox"/>	<input checked="" type="checkbox"/>	<input checked="" type="checkbox"/>	<input checked="" type="checkbox"/>	<input checked="" type="checkbox"/>	<input checked="" type="checkbox"/>	<input checked="" type="checkbox"/>	<input checked="" type="checkbox"/>	<input checked="" type="checkbox"/>	<input checked="" type="checkbox"/>	D.O, ORP	2" casing
MW-10	0	1.4	<input checked="" type="checkbox"/>	<input checked="" type="checkbox"/>	<input checked="" type="checkbox"/>	<input checked="" type="checkbox"/>	<input checked="" type="checkbox"/>	<input checked="" type="checkbox"/>	<input checked="" type="checkbox"/>	<input checked="" type="checkbox"/>	<input checked="" type="checkbox"/>	<input checked="" type="checkbox"/>	<input checked="" type="checkbox"/>	D.O, ORP	
MW-5	0	2.1	<input checked="" type="checkbox"/>	<input checked="" type="checkbox"/>	<input checked="" type="checkbox"/>	<input checked="" type="checkbox"/>	<input checked="" type="checkbox"/>	<input checked="" type="checkbox"/>	<input checked="" type="checkbox"/>	<input checked="" type="checkbox"/>	<input checked="" type="checkbox"/>	<input checked="" type="checkbox"/>	<input checked="" type="checkbox"/>	D.O, ORP	2" casing
MW-9	0	6.1	<input checked="" type="checkbox"/>	<input checked="" type="checkbox"/>	<input checked="" type="checkbox"/>	<input checked="" type="checkbox"/>	<input checked="" type="checkbox"/>	<input checked="" type="checkbox"/>	<input checked="" type="checkbox"/>	<input checked="" type="checkbox"/>	<input checked="" type="checkbox"/>	<input checked="" type="checkbox"/>	<input checked="" type="checkbox"/>	D.O, ORP	
MW-4	0	10	<input checked="" type="checkbox"/>	<input checked="" type="checkbox"/>	<input checked="" type="checkbox"/>	<input checked="" type="checkbox"/>	<input checked="" type="checkbox"/>	<input checked="" type="checkbox"/>	<input checked="" type="checkbox"/>	<input checked="" type="checkbox"/>	<input checked="" type="checkbox"/>	<input checked="" type="checkbox"/>	<input checked="" type="checkbox"/>	D.O, ORP	2" casing
MW-1BR	0	15	<input checked="" type="checkbox"/>	<input checked="" type="checkbox"/>	<input checked="" type="checkbox"/>	<input checked="" type="checkbox"/>	<input checked="" type="checkbox"/>	<input checked="" type="checkbox"/>	<input checked="" type="checkbox"/>	<input checked="" type="checkbox"/>	<input checked="" type="checkbox"/>	<input checked="" type="checkbox"/>	<input checked="" type="checkbox"/>	D.O, ORP	
MW-1AR	0	23	<input checked="" type="checkbox"/>	<input checked="" type="checkbox"/>	<input checked="" type="checkbox"/>	<input checked="" type="checkbox"/>	<input checked="" type="checkbox"/>	<input checked="" type="checkbox"/>	<input checked="" type="checkbox"/>	<input checked="" type="checkbox"/>	<input checked="" type="checkbox"/>	<input checked="" type="checkbox"/>	<input checked="" type="checkbox"/>	D.O, ORP	
MW-6	0	94	<input checked="" type="checkbox"/>	<input checked="" type="checkbox"/>	<input checked="" type="checkbox"/>	<input checked="" type="checkbox"/>	<input checked="" type="checkbox"/>	<input checked="" type="checkbox"/>	<input checked="" type="checkbox"/>	<input checked="" type="checkbox"/>	<input checked="" type="checkbox"/>	<input checked="" type="checkbox"/>	<input checked="" type="checkbox"/>	D.O, ORP	2" casing
MW-1	0	380	<input checked="" type="checkbox"/>	<input checked="" type="checkbox"/>	<input checked="" type="checkbox"/>	<input checked="" type="checkbox"/>	<input checked="" type="checkbox"/>	<input checked="" type="checkbox"/>	<input checked="" type="checkbox"/>	<input checked="" type="checkbox"/>	<input checked="" type="checkbox"/>	<input checked="" type="checkbox"/>	<input checked="" type="checkbox"/>	D.O, ORP	2" casing
MW-8	0	2400	<input checked="" type="checkbox"/>	<input checked="" type="checkbox"/>	<input checked="" type="checkbox"/>	<input checked="" type="checkbox"/>	<input checked="" type="checkbox"/>	<input checked="" type="checkbox"/>	<input checked="" type="checkbox"/>	<input checked="" type="checkbox"/>	<input checked="" type="checkbox"/>	<input checked="" type="checkbox"/>	<input checked="" type="checkbox"/>	D.O, ORP	
MW-11	0	2500	<input checked="" type="checkbox"/>	<input checked="" type="checkbox"/>	<input checked="" type="checkbox"/>	<input checked="" type="checkbox"/>	<input checked="" type="checkbox"/>	<input checked="" type="checkbox"/>	<input checked="" type="checkbox"/>	<input checked="" type="checkbox"/>	<input checked="" type="checkbox"/>	<input checked="" type="checkbox"/>	<input checked="" type="checkbox"/>	D.O, ORP	
MW-7	0	6400	<input checked="" type="checkbox"/>	<input checked="" type="checkbox"/>	<input checked="" type="checkbox"/>	<input checked="" type="checkbox"/>	<input checked="" type="checkbox"/>	<input checked="" type="checkbox"/>	<input checked="" type="checkbox"/>	<input checked="" type="checkbox"/>	<input checked="" type="checkbox"/>	<input checked="" type="checkbox"/>	<input checked="" type="checkbox"/>	D.O, ORP	

ARCADIS

Attachment B

Historical Groundwater
Results from TRC

Table 1
CURRENT FLUID LEVELS AND SELECTED ANALYTICAL RESULTS

February 14, 2011
Former 76 Station 0843

Date Sampled	TOC Elevation (feet)	Depth to Water (feet)	LPH Thickness (feet)	Ground-Water Elevation (feet)	Change in Elevation (feet)	TPH-G 8015 (µg/l)	TPH-G (GC/MS) (µg/l)	Benzene (µg/l)	Toluene (µg/l)	Ethyl-benzene (µg/l)	Total Xylenes (µg/l)	MTBE (8021B) (µg/l)	MTBE (8260B) (µg/l)	Comments
MW-1														
2/14/2011	19.13	6.78	0	12.35	1.35	--	580	ND<1.0	ND<1.0	ND<1.0	ND<2.0	--	1100	
MW-1AR														
2/14/2011	19.29	7.01	0	12.28	1.19	--	58	ND<0.50	ND<0.50	ND<0.50	ND<1.0	--	91	
MW-1BR														
2/14/2011	19.13	6.96	0	12.17	1.50	--	80	ND<0.50	ND<0.50	ND<0.50	ND<1.0	--	140	
MW-3														
2/14/2011	18.05	6.04	0	12.01	1.36	--	ND<50	ND<0.50	ND<0.50	ND<0.50	ND<1.0	--	45	
MW-4														
2/14/2011	18.14	5.94	0	12.20	1.48	--	ND<50	ND<0.50	ND<0.50	ND<0.50	ND<1.0	--	ND<0.50	
MW-5														
2/14/2011	16.45	5.49	0	10.96	0.87	--	ND<50	ND<0.50	ND<0.50	ND<0.50	ND<1.0	--	ND<0.50	
MW-6														
2/14/2011	16.97	5.63	0	11.34	0.91	--	110	ND<0.50	ND<0.50	ND<0.50	ND<1.0	--	180	
MW-7														
2/14/2011	17.81	6.33	0	11.48	0.90	--	7900	ND<50	ND<50	ND<50	ND<100	--	13000	
MW-8														
2/14/2011	18.13	6.22	0	11.91	1.38	--	3900	ND<25	ND<25	ND<25	ND<50	--	7100	
MW-9														
2/14/2011	18.75	6.69	0	12.06	1.33	--	170	ND<0.50	ND<0.50	ND<0.50	ND<1.0	--	320	
MW-10														
2/14/2011	18.84	6.71	0	12.13	1.45	--	ND<50	ND<0.50	ND<0.50	ND<0.50	ND<1.0	--	1.9	
MW-11														
2/14/2011	18.72	6.52	0	12.20	1.48	--	3500	ND<6.2	ND<6.2	ND<6.2	ND<12	--	7400	

Table 1a
ADDITIONAL CURRENT ANALYTICAL RESULTS

Former 76 Station 0843

Date Sampled	TBA (µg/l)	Ethanol (8260B) (µg/l)	Ethylene- dibromide (EDB) (µg/l)	1,2-DCA (EDC) (µg/l)	DIPE (µg/l)	ETBE (µg/l)	TAME (µg/l)	Carbon (organic, total) (mg/l)	Chromium VI (µg/l)	Chromium (total) (µg/l)	Chromium (dissolved) (µg/l)	Iron Ferrous (µg/l)	Comments
MW-1													
2/14/2011	99	ND<500	ND<1.0	ND<1.0	ND<1.0	ND<1.0	ND<1.0	1.6	2.7	91	ND<10	ND<500	
MW-1AR													
2/14/2011	ND<10	ND<250	ND<0.50	ND<0.50	ND<0.50	ND<0.50	ND<0.50	2.0	2.6	ND<10	ND<10	420	
MW-1BR													
2/14/2011	ND<10	ND<250	ND<0.50	ND<0.50	ND<0.50	ND<0.50	ND<0.50	1.7	3.7	34	ND<10	290	
MW-3													
2/14/2011	ND<10	ND<250	ND<0.50	ND<0.50	ND<0.50	ND<0.50	ND<0.50	--	--	--	--	--	
MW-4													
2/14/2011	ND<10	ND<250	ND<0.50	ND<0.50	ND<0.50	ND<0.50	ND<0.50	--	--	--	--	--	
MW-5													
2/14/2011	ND<10	ND<250	ND<0.50	ND<0.50	ND<0.50	ND<0.50	ND<0.50	--	--	--	--	--	
MW-6													
2/14/2011	ND<10	ND<250	ND<0.50	ND<0.50	ND<0.50	ND<0.50	ND<0.50	--	--	--	--	--	
MW-7													
2/14/2011	ND<1000	ND<25000	ND<50	ND<50	ND<50	ND<50	ND<50	4.1	ND<2.0	43	ND<10	2700	
MW-8													
2/14/2011	ND<500	ND<12000	ND<25	ND<25	ND<25	ND<25	ND<25	3.7	ND<2.0	59	ND<10	440	
MW-9													
2/14/2011	ND<10	ND<250	ND<0.50	ND<0.50	ND<0.50	ND<0.50	ND<0.50	2.4	6.6	22	ND<10	230	
MW-10													
2/14/2011	ND<10	ND<250	ND<0.50	ND<0.50	ND<0.50	ND<0.50	ND<0.50	1.8	14	18	15	160	
MW-11													
2/14/2011	670	ND<3100	ND<6.2	ND<6.2	ND<6.2	ND<6.2	ND<6.2	3.5	ND<2.0	14	ND<10	240	

Table 1b
ADDITIONAL CURRENT ANALYTICAL RESULTS

Former 76 Station 0843

Date Sampled	Manganese (dissolved) (µg/l)	Manganese (total) (µg/l)	Nitrogen as Nitrate (mg/l)	Sulfate (mg/l)	Dissolved Oxygen (Lab) (mg O/)	Redox Potential (ORP-Lab) (mV)	Specific Conductance (umhos)	Post-purge Dissolved Oxygen ()	Pre-purge Dissolved Oxygen ()	Pre-purge ORP ()	Post-purge ORP ()	Comments
MW-1												
2/14/2011	5.4	530	18	25	8.9	418.5	509	6.45	4.45	355	356	
MW-1AR												
2/14/2011	150	190	21	32	7.3	217.9	537	1.31	1.48	349	362	
MW-1BR												
2/14/2011	73	170	29	28	8.1	286.1	531	1.07	1.74	356	351	
MW-3												
2/14/2011	--	--	--	--	4.9	288.9	587	1.15	2.43	187	188	
MW-4												
2/14/2011	--	--	--	--	9.2	294.6	770	7.02	6.84	187	172	
MW-5												
2/14/2011	--	--	--	--	6.0	317.6	617	1.55	2.81	179	195	
MW-6												
2/14/2011	--	--	--	--	5.2	326.6	542	1.01	2.16	195	198	
MW-7												
2/14/2011	920	1000	2.9	55	8.0	191.4	713	0.94	1.20	198	76	
MW-8												
2/14/2011	830	1400	5.8	75	8.0	267.0	694	2.81	3.44	197	188	
MW-9												
2/14/2011	60	440	8.1	29	9.5	305.5	690	0.78	0.64	349	346	
MW-10												
2/14/2011	43	45	13	30	9.2	326.6	560	2.25	3.77	342	355	
MW-11												
2/14/2011	560	760	3.1	21	9.4	473.7	750	0.88	0.56	337	324	

**Table 2
CURRENT FLUID LEVELS AND SELECTED ANALYTICAL RESULTS**

**February 14, 2011
Former 76 Station 0843**

Date Sampled	TOC Elevation (feet)	Depth to Water (feet)	LPH Thickness (feet)	Ground-Water Elevation (feet)	Change in Elevation (feet)	TPH-G 8015 (µg/l)	TPH-G (GC/MS) (µg/l)	Benzene (µg/l)	Toluene (µg/l)	Ethyl-benzene (µg/l)	Total Xylenes (µg/l)	MTBE (8021B) (µg/l)	MTBE (8260B) (µg/l)	Comments
MW-1														
3/5/1999	16.18	--	--	--	--	86.6	--	ND	2.04	ND	4.06	--	23.9	
6/3/1999	16.18	6.24	0	9.94	--	ND	--	ND	ND	ND	ND	ND	ND	
9/2/1999	16.18	7.19	0	8.99	-0.95	ND	--	ND	ND	ND	ND	ND	ND	
12/14/1999	16.18	8.07	0	8.11	-0.88	ND	--	ND	ND	ND	ND	ND	--	
3/14/2000	16.18	5.47	0	10.71	2.60	ND	--	ND	ND	ND	ND	ND	--	
5/31/2000	16.18	6.22	0	9.96	-0.75	ND	--	ND	ND	ND	ND	ND	--	
8/29/2000	16.18	6.82	0	9.36	-0.60	ND	--	ND	ND	ND	ND	ND	--	
12/1/2000	16.18	7.54	0	8.64	-0.72	ND	--	ND	ND	ND	ND	ND	--	
3/17/2001	16.18	5.73	0	10.45	1.81	ND	--	ND	ND	ND	ND	ND	--	
5/23/2001	16.18	6.43	0	9.75	-0.70	ND	--	ND	ND	ND	ND	ND	--	
9/24/2001	16.18	7.12	0	9.06	-0.69	ND<50	--	ND<0.50	ND<0.50	ND<0.50	ND<0.50	ND<5.0	--	
12/10/2001	16.18	6.89	0	9.29	0.23	ND<50	--	ND<0.50	ND<0.50	ND<0.50	ND<0.50	ND<5.0	--	
3/11/2002	16.18	5.61	0	10.57	1.28	ND<50	--	ND<0.50	ND<0.50	ND<0.50	ND<0.50	ND<5.0	--	
6/7/2002	16.18	5.71	0	10.47	-0.10	ND<50	--	ND<0.50	ND<0.50	ND<0.50	ND<0.50	ND<2.5	--	
9/3/2002	16.18	--	--	--	--	--	--	--	--	--	--	--	--	Not monitored/sampled
12/12/2002	16.18	7.80	0	8.38	--	--	--	--	--	--	--	--	--	No longer sampled
3/13/2003	16.18	5.94	0	10.24	1.86	--	--	--	--	--	--	--	--	
6/12/2003	16.18	6.10	0	10.08	-0.16	--	--	--	--	--	--	--	--	
9/12/2003	16.18	6.65	0	9.53	-0.55	--	--	--	--	--	--	--	--	
12/31/2003	16.18	5.74	0	10.44	0.91	--	--	--	--	--	--	--	--	Monitored only
2/12/2004	16.18	6.02	0	10.16	-0.28	--	--	--	--	--	--	--	--	Monitored only
6/7/2004	16.18	6.61	0	9.57	-0.59	--	--	--	--	--	--	--	--	Monitored only
9/17/2004	16.18	7.58	0	8.60	-0.97	--	--	--	--	--	--	--	--	Sampled Q1 only
12/11/2004	16.18	6.49	0	9.69	1.09	--	--	--	--	--	--	--	--	Sampled Q1 only
3/15/2005	16.18	5.28	0	10.90	1.21	--	ND<50	ND<0.50	ND<0.50	ND<0.50	ND<1.0	--	27	
5/17/2005	16.18	5.83	0	10.35	-0.55	--	--	--	--	--	--	--	--	Sampled Q1 only
7/27/2005	16.18	6.52	0	9.66	-0.69	--	--	--	--	--	--	--	--	Sampled Q1 only
11/23/2005	16.18	7.28	0	8.90	-0.76	--	--	--	--	--	--	--	--	Sampled Q1 only
2/24/2006	16.18	6.60	0	9.58	0.68	--	910	ND<0.50	ND<0.50	ND<0.50	ND<1.0	--	5100	
5/30/2006	16.18	6.48	0	9.70	0.12	--	--	--	--	--	--	--	--	Sampled Q1 only
8/30/2006	16.18	9.51	0	6.67	-3.03	--	--	--	--	--	--	--	--	Sampled Q1 only
11/22/2006	16.18	7.05	0	9.13	2.46	--	220	ND<0.50	ND<0.50	ND<0.50	ND<0.50	--	420	
2/23/2007	16.18	6.40	0	9.78	0.65	--	1300	ND<5.0	ND<5.0	ND<5.0	ND<5.0	--	1700	

Table 2
CURRENT FLUID LEVELS AND SELECTED ANALYTICAL RESULTS

February 14, 2011
Former 76 Station 0843

Date Sampled	TOC Elevation (feet)	Depth to Water (feet)	LPH Thickness (feet)	Ground-Water Elevation (feet)	Change in Elevation (feet)	TPH-G 8015 (µg/l)	TPH-G (GC/MS) (µg/l)	Benzene (µg/l)	Toluene (µg/l)	Ethyl-benzene (µg/l)	Total Xylenes (µg/l)	MTBE (8021B) (µg/l)	MTBE (8260B) (µg/l)	Comments
5/18/2007	16.18	6.65	0	9.53	-0.25	--	2300	ND<5.0	ND<5.0	ND<5.0	ND<5.0	--	3300	
8/10/2007	16.18	7.26	0	8.92	-0.61	--	4100	ND<25	ND<25	ND<25	ND<25	--	4300	
11/9/2007	16.18	7.40	0	8.78	-0.14	--	5700	ND<25	ND<25	ND<25	ND<25	--	5400	
2/8/2008	16.18	6.09	0	10.09	1.31	--	2600	ND<5.0	ND<5.0	ND<5.0	ND<10	--	4100	
5/16/2008	16.18	6.87	0	9.31	-0.78	--	1800	ND<12	ND<12	ND<12	42	--	3500	
8/15/2008	16.18	7.78	0	8.40	-0.91	--	1200	ND<5.0	ND<5.0	ND<5.0	ND<10	--	1900	
11/26/2008	16.18	8.65	0	7.53	-0.87	--	720	ND<0.50	ND<0.50	ND<0.50	ND<1.0	--	2400	
2/24/2009	19.13	6.73	0	12.40	4.87	--	630	ND<0.50	ND<0.50	ND<0.50	ND<1.0	--	2300	
5/28/2009	19.13	6.46	0	12.67	0.27	--	1000	ND<10	ND<10	ND<10	ND<20	--	4100	
9/14/2009	19.13	7.60	0	11.53	-1.14	--	1700	ND<5.0	ND<5.0	ND<5.0	ND<10	--	2100	
11/13/2009	19.13	7.83	0	11.30	-0.23	--	--	--	--	--	--	--	--	Sampled Q1 and Q3 only
2/5/2010	19.13	6.72	0	12.41	1.11	--	1600	ND<12	ND<12	ND<12	ND<25	--	3400	
6/7/2010	19.13	6.58	0	12.55	0.14	--	--	--	--	--	--	--	--	Sampled Q1 and Q3 only
8/3/2010	19.13	7.20	0	11.93	-0.62	--	280	ND<1.0	ND<1.0	ND<1.0	ND<2.0	--	1400	
11/11/2010	19.13	8.13	0	11.00	-0.93	--	--	--	--	--	--	--	--	Sampled Q1 and Q3 only
2/14/2011	19.13	6.78	0	12.35	1.35	--	580	ND<1.0	ND<1.0	ND<1.0	ND<2.0	--	1100	
MW-1AR														
5/28/2009	19.29	7.25	0	12.04	--	--	380	ND<0.50	ND<0.50	ND<0.50	ND<1.0	--	930	
9/14/2009	19.29	7.83	0	11.46	-0.58	--	480	ND<1.0	ND<1.0	ND<1.0	ND<2.0	--	890	
11/13/2009	19.29	8.07	0	11.22	-0.24	--	290	ND<0.50	ND<0.50	ND<0.50	ND<1.0	--	580	
2/5/2010	19.29	7.15	0	12.14	0.92	--	140	ND<0.50	ND<0.50	ND<0.50	ND<1.0	--	350	
6/7/2010	19.29	6.90	0	12.39	0.25	--	120	ND<0.50	ND<0.50	ND<0.50	ND<1.0	--	200	
8/3/2010	19.29	7.48	0	11.81	-0.58	--	ND<50	ND<0.50	ND<0.50	ND<0.50	ND<1.0	--	81	
11/11/2010	19.29	8.20	0	11.09	-0.72	--	ND<50	ND<0.50	ND<0.50	ND<0.50	ND<1.0	--	120	
2/14/2011	19.29	7.01	0	12.28	1.19	--	58	ND<0.50	ND<0.50	ND<0.50	ND<1.0	--	91	
MW-1BR														
5/28/2009	19.13	6.70	0	12.43	--	--	290	ND<0.50	ND<0.50	ND<0.50	ND<1.0	--	810	
9/14/2009	19.13	7.80	0	11.33	-1.10	--	450	ND<1.0	ND<1.0	ND<1.0	ND<2.0	--	680	
11/13/2009	19.13	7.88	0	11.25	-0.08	--	270	ND<0.50	ND<0.50	ND<0.50	ND<1.0	--	490	
2/5/2010	19.13	7.84	0	11.29	0.04	--	130	ND<0.50	ND<0.50	ND<0.50	ND<1.0	--	280	
6/7/2010	19.13	7.28	0	11.85	0.56	--	180	ND<0.50	ND<0.50	ND<0.50	ND<1.0	--	320	
8/3/2010	19.13	7.44	0	11.69	-0.16	--	ND<50	ND<0.50	ND<0.50	ND<0.50	ND<1.0	--	280	
11/11/2010	19.13	8.46	0	10.67	-1.02	--	75	ND<0.50	ND<0.50	ND<0.50	ND<1.0	--	230	
2/14/2011	19.13	6.96	0	12.17	1.50	--	80	ND<0.50	ND<0.50	ND<0.50	ND<1.0	--	140	

MW-2

**Table 2
CURRENT FLUID LEVELS AND SELECTED ANALYTICAL RESULTS**

**February 14, 2011
Former 76 Station 0843**

Date Sampled	TOC Elevation (feet)	Depth to Water (feet)	LPH Thickness (feet)	Ground-Water Elevation (feet)	Change in Elevation (feet)	TPH-G 8015 (µg/l)	TPH-G (GC/MS) (µg/l)	Benzene (µg/l)	Toluene (µg/l)	Ethyl-benzene (µg/l)	Total Xylenes (µg/l)	MTBE (8021B) (µg/l)	MTBE (8260B) (µg/l)	Comments
3/5/1999	15.57	--	0	--	--	34400	--	2070	7710	2340	8240	--	8460	
6/3/1999	15.57	5.96	0	9.61	--	51200	--	1820	7570	2510	7320	6460	8800	
9/2/1999	15.57	6.85	0	8.72	-0.89	17000	--	1000	3100	1400	3700	4000	3720	
12/14/1999	15.57	7.65	0	7.92	-0.80	83000	--	3000	22000	4500	17000	9100	11000	
3/14/2000	15.57	5.26	0	10.31	2.39	31000	--	1600	4600	2300	7300	5700	8700	
5/31/2000	15.57	5.60	0	9.97	-0.34	9970	--	598	1030	487	2060	2500	1670	
8/29/2000	15.57	6.35	0	9.22	-0.75	7900	--	390	1500	280	1900	1800	1300	
12/1/2000	15.57	7.06	0	8.51	-0.71	87500	--	1860	17400	5590	19400	6220	3790	
3/17/2001	15.57	5.98	0	9.59	1.08	4310	--	371	59.0	280	682	321	433	
5/23/2001	15.57	6.97	0	8.60	-0.99	45400	--	374	4490	2790	10900	ND	406	
9/24/2001	15.57	7.56	0	8.01	-0.59	76000	--	430	13000	4700	18000	ND<2000	480	
12/10/2001	15.57	6.52	0	9.05	1.04	82000	--	320	9100	4400	16000	ND<2500	270	
3/11/2002	15.57	5.51	0	10.06	1.01	14000	--	75	1400	1100	3600	ND<250	150	
6/7/2002	15.57	5.73	0	9.84	-0.22	14000	--	120	1200	1400	4700	540	200	
9/3/2002	15.57	6.81	0	8.76	-1.08	10000	--	150	1200	610	2800	510	460	
12/12/2002	15.57	--	--	--	--	--	--	--	--	--	--	--	--	troyed; Replaced with MW.
MW-2A														
12/12/2002	15.56	7.45	0	8.11	--	3400	--	80	260	210	1000	380	400	
3/13/2003	--	5.85	0	--	--	ND<50	--	ND<0.50	ND<0.50	ND<0.50	1.8	2.4	2.4	
6/12/2003	--	6.08	0	--	--	ND<50	--	0.59	0.69	ND<0.50	1.2	6.0	4.7	
9/12/2003	15.56	6.54	0	9.02	--	--	120	1.8	4.2	6.1	20	--	6.6	
12/31/2003	15.56	5.63	0	9.93	0.91	88	--	0.79	1.8	3.6	14	ND<5.0	2.9	
2/12/2004	15.56	5.68	0	9.88	-0.05	160	--	2.6	4.8	13	48	7.2	7.9	
6/7/2004	15.56	6.21	0	9.35	-0.53	94	--	0.80	1.2	2.1	9.1	4.5	3.7	
9/17/2004	15.56	7.16	0	8.40	-0.95	--	230	3.5	6.1	13	41	--	83	
12/11/2004	15.56	5.84	0	9.72	1.32	--	ND<50	ND<0.50	ND<0.50	ND<0.50	ND<1.0	--	1.2	
3/15/2005	15.56	5.52	0	10.04	0.32	--	92	0.84	1.7	2.4	9.8	--	ND<10	
5/17/2005	15.56	5.55	0	10.01	-0.03	--	54	2.1	1.7	1.9	7.0	--	2.9	
7/27/2005	15.56	6.16	0	9.40	-0.61	--	ND<50	0.66	1.1	1.3	4.2	--	3.7	
11/23/2005	15.56	6.88	0	8.68	-0.72	--	120	1.3	2.8	7.8	30	--	10	
2/24/2006	15.56	5.79	0	9.77	1.09	--	84	0.51	1.2	4.2	16	--	7.2	
5/30/2006	15.56	5.62	0	9.94	0.17	--	69	0.90	2.2	3.7	14	--	4.1	
8/30/2006	15.56	6.38	0	9.18	-0.76	--	77	ND<0.50	0.50	1.0	3.3	--	2.5	
11/22/2006	15.56	6.60	0	8.96	-0.22	--	ND<50	ND<0.50	ND<0.50	ND<0.50	2.2	--	0.59	

**Table 2
CURRENT FLUID LEVELS AND SELECTED ANALYTICAL RESULTS**

**February 14, 2011
Former 76 Station 0843**

Date Sampled	TOC Elevation (feet)	Depth to Water (feet)	LPH Thickness (feet)	Ground-Water Elevation (feet)	Change in Elevation (feet)	TPH-G 8015 (µg/l)	TPH-G (GC/MS) (µg/l)	Benzene (µg/l)	Toluene (µg/l)	Ethyl-benzene (µg/l)	Total Xylenes (µg/l)	MTBE (8021B) (µg/l)	MTBE (8260B) (µg/l)	Comments
2/23/2007	15.56	6.05	0	9.51	0.55	--	ND<50	ND<0.50	0.66	ND<0.50	1.1	--	0.72	
5/18/2007	15.56	6.29	0	9.27	-0.24	--	ND<50	ND<0.50	ND<0.50	0.68	1.6	--	0.81	
8/10/2007	15.56	6.90	0	8.66	-0.61	--	ND<50	ND<0.50	ND<0.50	1.6	3.9	--	ND<0.50	
11/9/2007	15.56	6.96	0	8.60	-0.06	--	ND<50	ND<0.50	ND<0.50	2.4	4.4	--	ND<0.50	
2/8/2008	15.56	5.76	0	9.80	1.20	--	ND<50	ND<0.50	ND<0.50	ND<0.50	ND<1.0	--	ND<0.50	
5/16/2008	15.56	6.50	0	9.06	-0.74	--	ND<50	ND<0.50	ND<0.50	0.56	1.2	--	ND<0.50	
8/15/2008	15.56	7.35	0	8.21	-0.85	--	78	ND<0.50	0.79	2.9	6.5	--	ND<0.50	
11/26/2008	15.56	8.12	0	7.44	-0.77	--	120	0.56	0.66	4.6	6.0	--	1.8	
2/24/2009	18.51	6.19	0	12.32	4.88	--	ND<50	ND<0.50	ND<0.50	ND<0.50	ND<1.0	--	ND<0.50	
MW-3														
3/5/1999	15.11	--	0	--	--	135	--	ND	ND	ND	4.84	--	2.46	
6/3/1999	15.11	5.57	0	9.54	--	ND	--	ND	ND	ND	ND	5.23	12.7	
9/2/1999	15.11	6.50	0	8.61	-0.93	ND	--	ND	ND	ND	ND	13	11	
12/14/1999	15.11	7.28	0	7.83	-0.78	ND	--	ND	ND	ND	ND	ND	--	
3/14/2000	15.11	4.87	0	10.24	2.41	ND	--	ND	ND	ND	ND	7.2	6.3	
5/31/2000	15.11	5.58	0	9.53	-0.71	ND	--	ND	ND	ND	ND	ND	--	
8/29/2000	15.11	6.06	0	9.05	-0.48	ND	--	ND	ND	ND	ND	ND	ND	
12/1/2000	15.11	6.76	0	8.35	-0.70	ND	--	ND	ND	ND	ND	ND	--	
3/17/2001	15.11	5.09	0	10.02	1.67	ND	--	ND	ND	ND	ND	ND	--	
5/23/2001	15.11	5.72	0	9.39	-0.63	ND	--	ND	ND	ND	ND	ND	--	
9/24/2001	15.11	6.34	0	8.77	-0.62	ND<50	--	ND<0.50	ND<0.50	ND<0.50	ND<0.50	ND<5.0	--	
12/10/2001	15.11	6.31	0	8.80	0.03	ND<50	--	ND<0.50	ND<0.50	ND<0.50	ND<0.50	ND<5.0	--	
3/11/2002	15.11	5.15	0	9.96	1.16	ND<50	--	ND<0.50	ND<0.50	ND<0.50	ND<0.50	ND<5.0	--	
6/7/2002	15.11	5.45	0	9.66	-0.30	ND<50	--	ND<0.50	ND<0.50	ND<0.50	ND<0.50	ND<2.5	--	
12/12/2002	15.11	7.15	0	7.96	-1.70	--	--	--	--	--	--	--	--	No longer sampled
3/13/2003	15.11	5.37	0	9.74	1.78	--	--	--	--	--	--	--	--	
6/12/2003	15.11	5.51	0	9.60	-0.14	--	--	--	--	--	--	--	--	
9/12/2003	15.11	6.03	0	9.08	-0.52	--	--	--	--	--	--	--	--	
12/31/2003	15.11	5.62	0	9.49	0.41	--	--	--	--	--	--	--	--	Monitored only
2/12/2004	15.11	5.51	0	9.60	0.11	--	--	--	--	--	--	--	--	Monitored only
6/7/2004	15.11	5.92	0	9.19	-0.41	--	--	--	--	--	--	--	--	Monitored only
9/17/2004	15.11	--	--	--	--	--	--	--	--	--	--	--	--	Unable to locate
12/11/2004	15.11	5.94	0	9.17	--	--	--	--	--	--	--	--	--	Sampled annually
3/11/2005	15.11	4.76	0	10.35	1.18	--	ND<50	ND<0.50	ND<0.50	ND<0.50	ND<1.0	--	ND<0.50	

Table 2
CURRENT FLUID LEVELS AND SELECTED ANALYTICAL RESULTS

February 14, 2011
Former 76 Station 0843

Date Sampled	TOC Elevation (feet)	Depth to Water (feet)	LPH Thickness (feet)	Ground-Water Elevation (feet)	Change in Elevation (feet)	TPH-G 8015 (µg/l)	TPH-G (GC/MS) (µg/l)	Benzene (µg/l)	Toluene (µg/l)	Ethyl-benzene (µg/l)	Total Xylenes (µg/l)	MTBE (8021B) (µg/l)	MTBE (8260B) (µg/l)	Comments
5/17/2005	15.11	5.23	0	9.88	-0.47	--	ND<0.50	ND<0.50	ND<0.50	ND<0.50	ND<1.0	--	ND<0.50	
7/27/2005	15.11	5.81	0	9.30	-0.58	--	ND<0.50	ND<0.50	ND<0.50	ND<0.50	ND<1.0	--	ND<0.50	
11/23/2005	15.11	6.60	0	8.51	-0.79	--	ND<0.50	ND<0.50	ND<0.50	ND<0.50	ND<1.0	--	ND<0.50	
2/24/2006	15.11	5.37	0	9.74	1.23	--	ND<0.50	ND<0.50	ND<0.50	ND<0.50	ND<1.0	--	2.2	
5/30/2006	15.11	5.08	0	10.03	0.29	--	ND<0.50	ND<0.50	ND<0.50	ND<0.50	ND<1.0	--	0.92	
8/30/2006	15.11	5.52	0	9.59	-0.44	--	ND<0.50	ND<0.50	ND<0.50	ND<0.50	ND<0.50	--	0.51	
11/22/2006	15.11	6.38	0	8.73	-0.86	--	ND<0.50	ND<0.50	ND<0.50	ND<0.50	ND<0.50	--	0.94	
2/23/2007	15.11	5.72	0	9.39	0.66	--	ND<0.50	ND<0.50	ND<0.50	ND<0.50	ND<0.50	--	0.61	
5/18/2007	15.11	5.94	0	9.17	-0.22	--	ND<0.50	ND<0.50	ND<0.50	ND<0.50	ND<0.50	--	1.1	
8/10/2007	15.11	7.64	0	7.47	-1.70	--	ND<0.50	ND<0.50	ND<0.50	ND<0.50	ND<0.50	--	ND<0.50	
11/9/2007	15.11	6.75	0	8.36	0.89	--	ND<0.50	ND<0.50	ND<0.50	ND<0.50	ND<0.50	--	1.1	
2/8/2008	15.11	5.39	0	9.72	1.36	--	ND<0.50	ND<0.50	ND<0.50	ND<0.50	ND<1.0	--	ND<0.50	
5/16/2008	15.11	6.17	0	8.94	-0.78	--	ND<0.50	ND<0.50	ND<0.50	ND<0.50	ND<1.0	--	1.2	
8/15/2008	15.11	7.01	0	8.10	-0.84	--	ND<0.50	ND<0.50	ND<0.50	ND<0.50	ND<1.0	--	1.3	
11/26/2008	15.11	7.73	0	7.38	-0.72	--	ND<0.50	ND<0.50	ND<0.50	ND<0.50	ND<1.0	--	2.8	
2/24/2009	18.05	5.98	0	12.07	4.69	--	ND<0.50	ND<0.50	ND<0.50	ND<0.50	ND<1.0	--	1.9	
5/28/2009	18.05	5.64	0	12.41	0.34	--	ND<0.50	ND<0.50	ND<0.50	ND<0.50	ND<1.0	--	ND<0.50	
9/14/2009	18.05	6.88	0	11.17	-1.24	--	ND<0.50	ND<0.50	ND<0.50	ND<0.50	ND<1.0	--	ND<0.50	
11/13/2009	18.05	7.02	0	11.03	-0.14	--	--	--	--	--	--	--	--	Sampled Q1 and Q3 only
2/5/2010	18.05	6.02	0	12.03	1.00	--	ND<0.50	ND<0.50	ND<0.50	ND<0.50	ND<1.0	--	1.9	
6/7/2010	18.05	5.92	0	12.13	0.10	--	--	--	--	--	--	--	--	Sampled Q1 and Q3 only
8/3/2010	18.05	6.47	0	11.58	-0.55	--	ND<0.50	ND<0.50	ND<0.50	ND<0.50	ND<1.0	--	0.78	
11/11/2010	18.05	7.40	0	10.65	-0.93	--	--	--	--	--	--	--	--	Sampled Q1 and Q3 only
2/14/2011	18.05	6.04	0	12.01	1.36	--	ND<0.50	ND<0.50	ND<0.50	ND<0.50	ND<1.0	--	45	
MW-4														
3/5/1999	15.17	--	0	--	--	ND	--	ND	ND	ND	2.44	--	25.2	
6/3/1999	15.17	5.45	0	9.72	--	ND	--	ND	ND	ND	ND	ND	3.96	
9/2/1999	15.17	6.48	0	8.69	-1.03	ND	--	ND	ND	ND	ND	23	27	
12/14/1999	15.17	7.27	0	7.90	-0.79	ND	--	ND	ND	ND	ND	200	270	
3/14/2000	15.17	4.67	0	10.50	2.60	ND	--	ND	ND	ND	ND	46	49	
5/31/2000	15.17	5.48	0	9.69	-0.81	ND	--	ND	ND	ND	ND	ND	--	
8/29/2000	15.17	6.10	0	9.07	-0.62	ND	--	ND	ND	ND	ND	6.1	3.2	
12/1/2000	15.17	6.79	0	8.38	-0.69	ND	--	ND	ND	ND	ND	152	101	
3/17/2001	15.17	5.01	0	10.16	1.78	ND	--	ND	ND	ND	ND	ND	--	

**Table 2
CURRENT FLUID LEVELS AND SELECTED ANALYTICAL RESULTS**

**February 14, 2011
Former 76 Station 0843**

Date Sampled	TOC Elevation (feet)	Depth to Water (feet)	LPH Thickness (feet)	Ground-Water Elevation (feet)	Change in Elevation (feet)	TPH-G 8015 (µg/l)	TPH-G (GC/MS) (µg/l)	Benzene (µg/l)	Toluene (µg/l)	Ethyl-benzene (µg/l)	Total Xylenes (µg/l)	MTBE (8021B) (µg/l)	MTBE (8260B) (µg/l)	Comments
5/23/2001	15.17	5.78	0	9.39	-0.77	ND	--	ND	ND	ND	ND	ND	--	
9/24/2001	15.17	6.42	0	8.75	-0.64	ND<50	--	ND<0.50	ND<0.50	ND<0.50	ND<0.50	ND<5.0	--	
12/10/2001	15.17	6.41	0	8.76	0.01	ND<50	--	ND<0.50	ND<0.50	ND<0.50	ND<0.50	1700	1300	
3/11/2002	15.17	5.05	0	10.12	1.36	ND<50	--	ND<0.50	ND<0.50	ND<0.50	ND<0.50	ND<5.0	--	
6/7/2002	15.17	5.42	0	9.75	-0.37	ND<50	--	ND<0.50	ND<0.50	ND<0.50	ND<0.50	ND<2.5	--	
9/3/2002	15.17	6.50	0	8.67	-1.08	ND<50	--	ND<0.50	ND<0.50	ND<0.50	ND<0.50	ND<2.5	--	
12/12/2002	15.17	7.18	0	7.99	-0.68	ND<50	--	ND<0.50	ND<0.50	ND<0.50	ND<0.50	2.9	3.3	
3/13/2003	15.17	5.42	0	9.75	1.76	ND<50	--	ND<0.50	ND<0.50	ND<0.50	ND<0.50	ND<2.0	--	
6/12/2003	15.17	5.60	0	9.57	-0.18	ND<50	--	ND<0.50	ND<0.50	ND<0.50	ND<0.50	ND<2.0	--	
9/12/2003	15.17	6.07	0	9.10	-0.47	--	ND<50	ND<0.50	ND<0.50	ND<0.50	ND<1.0	--	ND<2.0	
12/31/2003	15.17	5.63	0	9.54	0.44	750	--	ND<5.0	ND<5.0	ND<5.0	ND<5.0	790	--	
2/12/2004	15.17	5.26	0	9.91	0.37	ND<50	--	ND<0.50	ND<0.50	ND<0.50	ND<0.50	ND<5.0	--	
6/7/2004	15.17	5.82	0	9.35	-0.56	ND<50	--	ND<0.3	ND<0.3	ND<0.3	ND<0.6	ND<1	--	
9/17/2004	15.17	6.86	0	8.31	-1.04	--	56	ND<0.50	ND<0.50	ND<0.50	ND<1.0	--	10	
12/11/2004	15.17	6.01	0	9.16	0.85	--	350	ND<2.5	ND<2.5	ND<2.5	ND<5.0	--	380	
3/11/2005	15.17	4.61	0	10.56	1.40	--	ND<50	ND<0.50	ND<0.50	ND<0.50	ND<1.0	--	ND<0.50	
5/17/2005	15.17	4.93	0	10.24	-0.32	--	ND<50	ND<0.50	ND<0.50	ND<0.50	ND<1.0	--	ND<0.50	
7/27/2005	15.17	5.74	0	9.43	-0.81	--	ND<50	ND<0.50	ND<0.50	ND<0.50	ND<1.0	--	ND<0.50	
11/23/2005	15.17	6.59	0	8.58	-0.85	--	ND<50	ND<0.50	ND<0.50	ND<0.50	ND<1.0	--	23	
2/24/2006	15.17	5.19	0	9.98	1.40	--	ND<50	ND<0.50	ND<0.50	ND<0.50	ND<1.0	--	4.7	
5/30/2006	15.17	5.07	0	10.10	0.12	--	ND<50	ND<0.50	ND<0.50	ND<0.50	ND<1.0	--	ND<0.50	
8/30/2006	15.17	6.02	0	9.15	-0.95	--	ND<50	ND<0.50	ND<0.50	ND<0.50	ND<0.50	--	ND<0.50	
11/22/2006	15.17	6.37	0	8.80	-0.35	--	ND<50	ND<0.50	ND<0.50	ND<0.50	ND<0.50	--	16	
2/23/2007	15.17	5.61	0	9.56	0.76	--	ND<50	ND<0.50	ND<0.50	ND<0.50	ND<0.50	--	ND<0.50	
5/18/2007	15.17	5.87	0	9.30	-0.26	--	ND<50	ND<0.50	ND<0.50	ND<0.50	ND<0.50	--	ND<0.50	
8/10/2007	15.17	7.49	0	7.68	-1.62	--	ND<50	ND<0.50	ND<0.50	ND<0.50	ND<0.50	--	ND<0.50	
11/9/2007	15.17	6.77	0	8.40	0.72	--	50	ND<0.50	ND<0.50	ND<0.50	ND<0.50	--	39	
2/8/2008	15.17	5.10	0	10.07	1.67	--	ND<50	ND<0.50	ND<0.50	ND<0.50	ND<1.0	--	ND<0.50	
5/16/2008	15.17	6.06	0	9.11	-0.96	--	ND<50	ND<0.50	ND<0.50	ND<0.50	ND<1.0	--	ND<0.50	
8/15/2008	15.17	6.91	0	8.26	-0.85	--	ND<50	ND<0.50	ND<0.50	ND<0.50	1.1	--	ND<0.50	
11/26/2008	15.17	7.71	0	7.46	-0.80	--	55	ND<0.50	ND<0.50	ND<0.50	ND<1.0	--	11	
2/24/2009	18.14	5.96	0	12.18	4.72	--	ND<50	ND<0.50	ND<0.50	ND<0.50	ND<1.0	--	1.8	
5/28/2009	18.14	5.70	0	12.44	0.26	--	ND<50	ND<0.50	ND<0.50	ND<0.50	ND<1.0	--	ND<0.50	
9/14/2009	18.14	6.76	0	11.38	-1.06	--	ND<50	ND<0.50	ND<0.50	ND<0.50	ND<1.0	--	ND<0.50	

**Table 2
CURRENT FLUID LEVELS AND SELECTED ANALYTICAL RESULTS**

**February 14, 2011
Former 76 Station 0843**

Date Sampled	TOC Elevation (feet)	Depth to Water (feet)	LPH Thickness (feet)	Ground-Water Elevation (feet)	Change in Elevation (feet)	TPH-G 8015 (µg/l)	TPH-G (GC/MS) (µg/l)	Benzene (µg/l)	Toluene (µg/l)	Ethyl-benzene (µg/l)	Total Xylenes (µg/l)	MTBE (8021B) (µg/l)	MTBE (8260B) (µg/l)	Comments	
11/13/2009	18.14	6.97	0	11.17	-0.21	--	--	--	--	--	--	--	--	Sampled Q1 and Q3 only	
2/5/2010	18.14	5.55	0	12.59	1.42	--	ND<50	ND<0.50	ND<0.50	ND<0.50	ND<1.0	--	0.91		
6/7/2010	18.14	5.78	0	12.36	-0.23	--	--	--	--	--	--	--	--		Sampled Q1 and Q3 only
8/3/2010	18.14	6.47	0	11.67	-0.69	--	ND<50	ND<0.50	ND<0.50	ND<0.50	ND<1.0	--	ND<0.50		
11/11/2010	18.14	7.42	0	10.72	-0.95	--	--	--	--	--	--	--	--		Sampled Q1 and Q3 only
2/14/2011	18.14	5.94	0	12.20	1.48	--	ND<50	ND<0.50	ND<0.50	ND<0.50	ND<1.0	--	ND<0.50		
MW-5															
12/14/1999	13.34	6.45	0	6.89	--	ND	--	ND	ND	ND	ND	3.5	3.8		
3/14/2000	13.34	4.46	0	8.88	1.99	ND	--	ND	ND	ND	ND	ND	--		
5/31/2000	13.34	5.18	0	8.16	-0.72	ND	--	ND	ND	ND	ND	ND	--		
8/29/2000	13.34	5.46	0	7.88	-0.28	ND	--	ND	ND	ND	ND	ND	--		
12/1/2000	13.34	5.95	0	7.39	-0.49	ND	--	ND	ND	ND	ND	ND	--		
3/17/2001	13.34	5.36	0	7.98	0.59	ND	--	ND	ND	ND	ND	ND	--		
5/23/2001	13.34	5.09	0	8.25	0.27	ND	--	ND	ND	ND	ND	ND	--		
9/24/2001	13.34	5.58	0	7.76	-0.49	ND<50	--	ND<0.50	ND<0.50	ND<0.50	ND<0.50	ND<5.0	--		
12/10/2001	13.34	5.51	0	7.83	0.07	ND<50	--	ND<0.50	ND<0.50	ND<0.50	ND<0.50	ND<5.0	--		
3/11/2002	13.34	4.70	0	8.64	0.81	ND<50	--	ND<0.50	ND<0.50	ND<0.50	ND<0.50	ND<5.0	--		
6/7/2002	13.34	--	--	--	--	--	--	--	--	--	--	--	--	Paved over	
9/3/2002	13.34	--	--	--	--	--	--	--	--	--	--	--	--	Paved over	
12/12/2002	13.34	6.42	0	6.92	--	ND<50	--	ND<0.50	ND<0.50	ND<0.50	ND<0.50	ND<2.0	--		
3/13/2003	13.34	5.12	0	8.22	1.30	ND<50	--	ND<0.50	0.54	ND<0.50	ND<0.50	ND<2.0	--		
6/12/2003	13.34	5.24	0	8.10	-0.12	ND<50	--	ND<0.50	ND<0.50	ND<0.50	ND<0.50	ND<2.0	--		
9/12/2003	13.34	5.53	0	7.81	-0.29	--	ND<50	ND<0.50	ND<0.50	ND<0.50	ND<1.0	--	ND<2.0		
12/31/2003	13.34	5.11	0	8.23	0.42	ND<50	--	ND<0.50	ND<0.50	ND<0.50	ND<0.50	ND<5.0	--		
2/12/2004	13.34	5.02	0	8.32	0.09	ND<50	--	ND<0.50	ND<0.50	ND<0.50	ND<0.50	ND<5.0	--		
6/7/2004	13.34	5.35	0	7.99	-0.33	ND<50	--	ND<0.3	ND<0.3	ND<0.3	ND<0.6	ND<1	--		
9/17/2004	13.34	6.10	0	7.24	-0.75	--	--	--	--	--	--	--	--	Sampled annually	
12/11/2004	13.34	5.53	0	7.81	0.57	--	--	--	--	--	--	--	--	Sampled annually	
3/11/2005	13.34	4.96	0	8.38	0.57	--	ND<50	ND<0.50	ND<0.50	ND<0.50	ND<1.0	--	ND<0.50		
5/17/2005	13.34	5.04	0	8.30	-0.08	--	ND<50	ND<0.50	ND<0.50	ND<0.50	ND<1.0	--	ND<0.50		
7/27/2005	13.34	5.31	0	8.03	-0.27	--	ND<50	ND<0.50	ND<0.50	ND<0.50	ND<1.0	--	ND<0.50		
11/23/2005	13.34	5.86	0	7.48	-0.55	--	ND<50	ND<0.50	ND<0.50	ND<0.50	ND<1.0	--	ND<0.50		
2/24/2006	13.34	5.08	0	8.26	0.78	--	ND<50	ND<0.50	ND<0.50	ND<0.50	ND<1.0	--	ND<0.50		
5/30/2006	13.34	5.01	0	8.33	0.07	--	ND<50	ND<0.50	ND<0.50	ND<0.50	ND<1.0	--	ND<0.50		

**Table 2
CURRENT FLUID LEVELS AND SELECTED ANALYTICAL RESULTS**

**February 14, 2011
Former 76 Station 0843**

Date Sampled	TOC Elevation (feet)	Depth to Water (feet)	LPH Thickness (feet)	Ground-Water Elevation (feet)	Change in Elevation (feet)	TPH-G 8015 (µg/l)	TPH-G (GC/MS) (µg/l)	Benzene (µg/l)	Toluene (µg/l)	Ethyl-benzene (µg/l)	Total Xylenes (µg/l)	MTBE (8021B) (µg/l)	MTBE (8260B) (µg/l)	Comments
8/30/2006	13.34	5.65	0	7.69	-0.64	--	ND<0.50	ND<0.50	ND<0.50	ND<0.50	ND<0.50	--	ND<0.50	
11/22/2006	13.34	5.82	0	7.52	-0.17	--	ND<0.50	ND<0.50	ND<0.50	ND<0.50	ND<0.50	--	ND<0.50	
2/23/2007	13.34	4.47	0	8.87	1.35	--	ND<0.50	ND<0.50	ND<0.50	ND<0.50	0.53	--	ND<0.50	
5/18/2007	13.34	5.51	0	7.83	-1.04	--	ND<0.50	ND<0.50	ND<0.50	ND<0.50	ND<0.50	--	ND<0.50	
8/10/2007	13.34	6.05	0	7.29	-0.54	--	ND<0.50	ND<0.50	ND<0.50	ND<0.50	ND<0.50	--	ND<0.50	
11/9/2007	13.34	6.10	0	7.24	-0.05	--	ND<0.50	ND<0.50	ND<0.50	ND<0.50	ND<0.50	--	ND<0.50	
2/8/2008	13.34	5.06	0	8.28	1.04	--	ND<0.50	ND<0.50	ND<0.50	ND<0.50	ND<1.0	--	ND<0.50	
5/16/2008	13.34	5.69	0	7.65	-0.63	--	ND<0.50	ND<0.50	ND<0.50	ND<0.50	ND<1.0	--	ND<0.50	
8/15/2008	13.34	6.35	0	6.99	-0.66	--	ND<0.50	ND<0.50	ND<0.50	ND<0.50	ND<1.0	--	ND<0.50	
11/26/2008	13.34	6.82	0	6.52	-0.47	--	ND<0.50	ND<0.50	ND<0.50	ND<0.50	ND<1.0	--	ND<0.50	
2/24/2009	16.45	5.10	0	11.35	4.83	--	ND<0.50	ND<0.50	ND<0.50	ND<0.50	ND<1.0	--	ND<0.50	
5/28/2009	16.45	5.12	0	11.33	-0.02	--	ND<0.50	ND<0.50	ND<0.50	ND<0.50	ND<1.0	--	ND<0.50	
9/14/2009	16.45	6.29	0	10.16	-1.17	--	ND<0.50	ND<0.50	ND<0.50	ND<0.50	ND<1.0	--	ND<0.50	
11/13/2009	16.45	6.23	0	10.22	0.06	--	--	--	--	--	--	--	--	Sampled Q1 and Q3 only
2/5/2010	16.45	5.38	0	11.07	0.85	--	ND<0.50	ND<0.50	ND<0.50	ND<0.50	ND<1.0	--	ND<0.50	
6/7/2010	16.45	5.39	0	11.06	-0.01	--	--	--	--	--	--	--	--	Sampled Q1 and Q3 only
8/3/2010	16.45	5.89	0	10.56	-0.50	--	ND<0.50	ND<0.50	ND<0.50	ND<0.50	ND<1.0	--	ND<0.50	
11/11/2010	16.45	6.36	0	10.09	-0.47	--	--	--	--	--	--	--	--	Sampled Q1 and Q3 only
2/14/2011	16.45	5.49	0	10.96	0.87	--	ND<0.50	ND<0.50	ND<0.50	ND<0.50	ND<1.0	--	ND<0.50	
MW-6														
12/14/1999	14.08	6.64	0	7.44	--	ND	--	ND	ND	ND	ND	11000	18000	
3/14/2000	14.08	4.72	0	9.36	1.92	ND	--	ND	ND	ND	ND	19000	21000	
5/31/2000	14.08	5.28	0	8.80	-0.56	ND	--	ND	ND	ND	ND	13200	--	
8/29/2000	14.08	5.39	0	8.69	-0.11	ND	--	ND	ND	ND	ND	270	400	
12/1/2000	14.08	6.11	0	7.97	-0.72	ND	--	ND	ND	ND	ND	6330	3640	
3/17/2001	14.08	6.02	0	8.06	0.09	18700	--	2950	989	1040	3000	10200	11500	
5/23/2001	14.08	5.82	0	8.26	0.20	ND	--	ND	ND	ND	ND	4660	--	
9/24/2001	14.08	6.59	0	7.49	-0.77	ND<0.50	--	ND<0.50	ND<0.50	ND<0.50	ND<0.50	160	190	
12/10/2001	14.08	6.50	0	7.58	0.09	ND<0.50	--	ND<0.50	ND<0.50	ND<0.50	ND<0.50	3200	2400	
3/11/2002	14.08	4.81	0	9.27	1.69	ND<0.50	--	ND<0.50	ND<0.50	ND<0.50	ND<0.50	92	120	
6/7/2002	14.08	--	--	--	--	--	--	--	--	--	--	--	--	Paved over
9/3/2002	14.08	--	--	--	--	--	--	--	--	--	--	--	--	Paved over
12/12/2002	14.08	6.51	0	7.57	--	590	--	ND<0.50	ND<0.50	ND<0.50	ND<0.50	1500	6200	
3/13/2003	14.08	5.20	0	8.88	1.31	--	--	--	--	--	--	--	5100	

Table 2
CURRENT FLUID LEVELS AND SELECTED ANALYTICAL RESULTS

February 14, 2011
Former 76 Station 0843

Date Sampled	TOC Elevation (feet)	Depth to Water (feet)	LPH Thickness (feet)	Ground-Water Elevation (feet)	Change in Elevation (feet)	TPH-G 8015 (µg/l)	TPH-G (GC/MS) (µg/l)	Benzene (µg/l)	Toluene (µg/l)	Ethyl-benzene (µg/l)	Total Xylenes (µg/l)	MTBE (8021B) (µg/l)	MTBE (8260B) (µg/l)	Comments
3/13/2003	14.08	5.20	0	8.88	1.31	1600	--	ND<5.0	ND<5.0	ND<5.0	ND<5.0	4900	4100	
6/12/2003	14.08	5.38	0	8.70	-0.18	1600	--	ND<10	ND<10	ND<10	ND<10	5200	3700	
9/12/2003	14.08	6.29	0	7.79	-0.91	--	ND<250	ND<2.5	ND<2.5	ND<2.5	ND<5.0	--	310	
12/31/2003	14.08	5.38	0	8.70	0.91	3300	--	ND<25	ND<25	ND<25	ND<25	3800	--	
2/12/2004	14.08	5.06	0	9.02	0.32	1100	--	ND<10	ND<10	ND<10	ND<10	1900	2800	
6/7/2004	14.08	5.45	0	8.63	-0.39	2500	--	ND<3	ND<3	ND<3	ND<6	3200	2900	
9/17/2004	14.08	6.20	0	7.88	-0.75	--	1300	ND<10	ND<10	ND<10	ND<20	--	2000	
12/11/2004	14.08	5.60	0	8.48	0.60	--	1800	ND<10	ND<10	ND<10	ND<20	--	2700	
3/11/2005	14.08	4.71	0	9.37	0.89	--	ND<1000	ND<10	ND<10	ND<10	ND<20	--	2500	
5/17/2005	14.08	4.98	0	9.10	-0.27	--	ND<1000	ND<0.50	ND<0.50	ND<0.50	ND<1.0	--	2200	
7/27/2005	14.08	5.48	0	8.60	-0.50	--	ND<1000	ND<0.50	ND<0.50	ND<0.50	ND<1.0	--	1100	
11/23/2005	14.08	6.01	0	8.07	-0.53	--	590	ND<0.50	ND<0.50	ND<0.50	ND<1.0	--	1700	
2/24/2006	14.08	5.12	0	8.96	0.89	--	400	ND<0.50	ND<0.50	ND<0.50	ND<1.0	--	990	
5/30/2006	14.08	5.04	0	9.04	0.08	--	ND<1200	ND<12	ND<12	ND<12	ND<25	--	560	
8/30/2006	14.08	7.01	0	7.07	-1.97	--	930	ND<5.0	ND<5.0	ND<5.0	ND<5.0	--	820	
11/22/2006	14.08	6.16	0	7.92	0.85	--	690	ND<5.0	ND<5.0	ND<5.0	ND<5.0	--	620	
2/23/2007	14.08	5.44	0	8.64	0.72	--	190	ND<0.50	ND<0.50	ND<0.50	ND<0.50	--	410	
5/18/2007	14.08	5.63	0	8.45	-0.19	--	390	ND<0.50	ND<0.50	ND<0.50	ND<0.50	--	620	
8/10/2007	14.08	6.71	0	7.37	-1.08	--	390	ND<0.50	ND<0.50	ND<0.50	ND<0.50	--	660	
11/9/2007	14.08	6.17	0	7.91	0.54	--	580	ND<0.50	ND<0.50	ND<0.50	ND<0.50	--	820	
2/8/2008	14.08	5.20	0	8.88	0.97	--	360	ND<0.50	ND<0.50	ND<0.50	ND<1.0	--	570	
5/16/2008	14.08	5.70	0	8.38	-0.50	--	200	ND<0.50	ND<0.50	ND<0.50	ND<1.0	--	480	
8/15/2008	14.08	6.46	0	7.62	-0.76	--	160	ND<0.50	ND<0.50	ND<0.50	ND<1.0	--	450	
11/26/2008	14.08	7.01	0	7.07	-0.55	--	300	ND<0.50	ND<0.50	ND<0.50	ND<1.0	--	400	
2/24/2009	16.97	5.20	0	11.77	4.70	--	250	ND<0.50	ND<0.50	ND<0.50	ND<1.0	--	450	
5/28/2009	16.97	5.26	0	11.71	-0.06	--	74	ND<0.50	ND<0.50	ND<0.50	ND<1.0	--	290	
9/14/2009	16.97	6.30	0	10.67	-1.04	--	230	ND<0.50	ND<0.50	ND<0.50	ND<1.0	--	310	
11/13/2009	16.97	6.40	0	10.57	-0.10	--	--	--	--	--	--	--	--	Sampled Q1 and Q3 only
2/5/2010	16.97	5.89	0	11.08	0.51	--	130	ND<0.50	ND<0.50	ND<0.50	ND<1.0	--	310	
6/7/2010	16.97	5.52	0	11.45	0.37	--	--	--	--	--	--	--	--	Sampled Q1 and Q3 only
8/3/2010	16.97	5.96	0	11.01	-0.44	--	71	ND<0.50	ND<0.50	ND<0.50	ND<1.0	--	180	
11/11/2010	16.97	6.54	0	10.43	-0.58	--	--	--	--	--	--	--	--	Sampled Q1 and Q3 only
2/14/2011	16.97	5.63	0	11.34	0.91	--	110	ND<0.50	ND<0.50	ND<0.50	ND<1.0	--	180	

MW-7

Table 2
CURRENT FLUID LEVELS AND SELECTED ANALYTICAL RESULTS

February 14, 2011
Former 76 Station 0843

Date Sampled	TOC Elevation (feet)	Depth to Water (feet)	LPH Thickness (feet)	Ground-Water Elevation (feet)	Change in Elevation (feet)	TPH-G 8015 (µg/l)	TPH-G (GC/MS) (µg/l)	Benzene (µg/l)	Toluene (µg/l)	Ethyl-benzene (µg/l)	Total Xylenes (µg/l)	MTBE (8021B) (µg/l)	MTBE (8260B) (µg/l)	Comments
5/28/2009	17.81	8.29	0	9.52	--	--	1100	ND<0.50	ND<0.50	1.4	7.1	--	15000	
9/14/2009	17.81	6.77	0	11.04	1.52	--	7900	ND<25	ND<25	ND<25	ND<50	--	15000	
11/13/2009	17.81	6.78	0	11.03	-0.01	--	5700	ND<10	ND<10	ND<10	ND<20	--	13000	
2/5/2010	17.81	8.50	0	9.31	-1.72	--	4300	ND<12	ND<12	ND<12	ND<25	--	12000	
6/7/2010	17.81	5.74	0	12.07	2.76	--	7100	ND<12	ND<12	ND<12	ND<25	--	16000	
8/3/2010	17.81	6.36	0	11.45	-0.62	--	1600	ND<10	ND<10	ND<10	ND<20	--	12000	
11/11/2010	17.81	7.23	0	10.58	-0.87	--	2600	ND<5.0	ND<5.0	ND<5.0	ND<10	--	13000	
2/14/2011	17.81	6.33	0	11.48	0.90	--	7900	ND<50	ND<50	ND<50	ND<100	--	13000	
MW-8														
5/28/2009	18.13	7.42	0	10.71	--	--	850	ND<0.50	ND<0.50	ND<0.50	ND<1.0	--	12000	
9/14/2009	18.13	6.97	0	11.16	0.45	--	3500	ND<25	ND<25	ND<25	ND<50	--	5600	
11/13/2009	18.13	7.11	0	11.02	-0.14	--	3200	ND<5.0	ND<5.0	ND<5.0	ND<10	--	6700	
2/5/2010	18.13	7.38	0	10.75	-0.27	--	2400	ND<10	ND<10	ND<10	ND<20	--	6300	
6/7/2010	18.13	6.07	0	12.06	1.31	--	4200	ND<10	ND<10	ND<10	ND<20	--	9000	
8/3/2010	18.13	6.56	0	11.57	-0.49	--	1200	ND<5.0	ND<5.0	ND<5.0	ND<10	--	5600	
11/11/2010	18.13	7.60	0	10.53	-1.04	--	ND<5000	ND<50	ND<50	ND<50	ND<100	--	4900	
2/14/2011	18.13	6.22	0	11.91	1.38	--	3900	ND<25	ND<25	ND<25	ND<50	--	7100	
MW-9														
5/28/2009	18.75	6.24	0	12.51	--	--	1200	ND<0.50	ND<0.50	0.75	15	--	13000	
9/14/2009	18.75	7.36	0	11.39	-1.12	--	280	ND<0.50	ND<0.50	ND<0.50	ND<1.0	--	390	
11/13/2009	18.75	7.56	0	11.19	-0.20	--	170	ND<0.50	ND<0.50	ND<0.50	ND<1.0	--	280	
2/5/2010	18.75	6.70	0	12.05	0.86	--	100	ND<0.50	ND<0.50	ND<0.50	ND<1.0	--	190	
6/7/2010	18.75	6.59	0	12.16	0.11	--	ND<50	ND<0.50	ND<0.50	ND<0.50	ND<1.0	--	66	
8/3/2010	18.75	7.00	0	11.75	-0.41	--	ND<50	ND<0.50	ND<0.50	ND<0.50	ND<1.0	--	99	
11/11/2010	18.75	8.02	0	10.73	-1.02	--	83	ND<0.50	ND<0.50	ND<0.50	ND<1.0	--	270	
2/14/2011	18.75	6.69	0	12.06	1.33	--	170	ND<0.50	ND<0.50	ND<0.50	ND<1.0	--	320	
MW-10														
5/28/2009	18.84	6.69	0	12.15	--	--	700	ND<0.50	ND<0.50	ND<0.50	ND<1.0	--	3500	
9/14/2009	18.84	7.50	0	11.34	-0.81	--	3300	ND<6.2	ND<6.2	ND<6.2	ND<12	--	4900	
11/13/2009	18.84	7.70	0	11.14	-0.20	--	1500	ND<2.5	ND<2.5	ND<2.5	ND<5.0	--	3300	
2/5/2010	18.84	6.66	0	12.18	1.04	--	110	ND<0.50	ND<0.50	ND<0.50	ND<1.0	--	260	
6/7/2010	18.84	6.56	0	12.28	0.10	--	ND<50	ND<0.50	ND<0.50	ND<0.50	ND<1.0	--	7.9	
8/3/2010	18.84	7.14	0	11.70	-0.58	--	ND<50	ND<0.50	ND<0.50	ND<0.50	ND<1.0	--	2.3	
11/11/2010	18.84	8.16	0	10.68	-1.02	--	ND<50	ND<0.50	ND<0.50	ND<0.50	ND<1.0	--	1.6	
2/14/2011	18.84	6.71	0	12.13	1.45	--	ND<50	ND<0.50	ND<0.50	ND<0.50	ND<1.0	--	1.9	

**Table 2
CURRENT FLUID LEVELS AND SELECTED ANALYTICAL RESULTS**

**February 14, 2011
Former 76 Station 0843**

Date Sampled	TOC Elevation (feet)	Depth to Water (feet)	LPH Thickness (feet)	Ground-Water Elevation (feet)	Change in Elevation (feet)	TPH-G 8015 (µg/l)	TPH-G (GC/MS) (µg/l)	Benzene (µg/l)	Toluene (µg/l)	Ethyl-benzene (µg/l)	Total Xylenes (µg/l)	MTBE (8021B) (µg/l)	MTBE (8260B) (µg/l)	Comments
MW-11														
5/28/2009	18.72	6.18	0	12.54	--	--	920	ND<0.50	ND<0.50	ND<0.50	ND<1.0	--	15000	
9/14/2009	18.72	7.45	0	11.27	-1.27	--	11000	ND<25	ND<25	ND<25	ND<50	--	18000	
11/13/2009	18.72	7.51	0	11.21	-0.06	--	6200	ND<10	ND<10	ND<10	ND<20	--	13000	
2/5/2010	18.72	7.50	0	11.22	0.01	--	4500	ND<12	ND<12	ND<12	ND<25	--	13000	
6/7/2010	18.72	6.36	0	12.36	1.14	--	4300	ND<10	ND<10	ND<10	ND<20	--	9500	
8/3/2010	18.72	6.90	0	11.82	-0.54	--	1400	ND<5.0	ND<5.0	ND<5.0	ND<10	--	6000	
11/11/2010	18.72	8.00	0	10.72	-1.10	--	1600	ND<5.0	ND<5.0	ND<5.0	ND<10	--	6100	
2/14/2011	18.72	6.52	0	12.20	1.48	--	3500	ND<6.2	ND<6.2	ND<6.2	ND<12	--	7400	

Table 2a
ADDITIONAL CURRENT ANALYTICAL RESULTS

Former 76 Station 0843

Date Sampled	TBA (µg/l)	Ethanol (8260B) (µg/l)	Ethylene- dibromide (EDB) (µg/l)	EDB (504) (µg/l)	1,2-DCA (EDC) (µg/l)	DIPE (µg/l)	ETBE (µg/l)	TAME (µg/l)	Carbon (organic, total) (mg/l)	Chromium VI (µg/l)	Chromium (total) (µg/l)	Chromium (dissolved) (µg/l)	Comments
MW-1													
9/2/1999	ND	ND	--	--	--	ND	ND	ND	--	--	--	--	
3/15/2005	ND<5.0	ND<50	--	--	--	ND<0.50	ND<0.50	ND<0.50	--	--	--	--	
2/24/2006	62	ND<250	--	--	--	ND<0.50	ND<0.50	5.5	--	--	--	--	
11/22/2006	74	ND<250	--	--	--	ND<0.50	ND<0.50	0.51	--	--	--	--	
2/23/2007	ND<100	ND<2500	--	--	--	ND<5.0	ND<5.0	ND<5.0	--	--	--	--	
5/18/2007	ND<100	ND<2500	--	--	--	ND<5.0	ND<5.0	ND<5.0	--	--	--	--	
8/10/2007	ND<500	ND<12000	--	--	--	ND<25	ND<25	ND<25	--	--	--	--	
11/9/2007	ND<500	ND<12000	--	--	--	ND<25	ND<25	ND<25	--	--	--	--	
2/8/2008	ND<100	ND<2500	--	--	--	ND<5.0	ND<5.0	ND<5.0	--	--	--	--	
5/16/2008	ND<250	ND<6200	--	--	--	ND<12	ND<12	ND<12	--	--	--	--	
8/15/2008	ND<100	ND<2500	--	--	--	ND<5.0	ND<5.0	ND<5.0	--	--	--	--	
11/26/2008	ND<10	ND<250	--	--	--	ND<0.50	ND<0.50	ND<0.50	--	--	--	--	
2/24/2009	ND<10	ND<250	--	--	--	ND<0.50	ND<0.50	2.5	1.3	--	--	--	
5/28/2009	ND<200	ND<5000	ND<10	--	ND<10	ND<10	ND<10	ND<10	1.8	2.0	87	--	
9/14/2009	ND<100	ND<2500	--	--	--	ND<5.0	ND<5.0	ND<5.0	1.4	2.2	220	--	
2/5/2010	ND<250	ND<6200	ND<12	--	ND<12	ND<12	ND<12	ND<12	--	--	--	--	
8/3/2010	140	ND<500	ND<1.0	--	ND<1.0	ND<1.0	ND<1.0	ND<1.0	1.5	ND<2.0	70	ND<10	
2/14/2011	99	ND<500	ND<1.0	--	ND<1.0	ND<1.0	ND<1.0	ND<1.0	1.6	2.7	91	ND<10	
MW-1AR													
5/28/2009	ND<10	ND<250	ND<0.50	--	ND<0.50	ND<0.50	ND<0.50	1.6	--	--	--	--	
9/14/2009	110	ND<500	--	--	--	ND<1.0	ND<1.0	ND<1.0	4.5	ND<2.0	170	--	
11/13/2009	ND<10	ND<250	ND<0.50	--	ND<0.50	ND<0.50	ND<0.50	ND<0.50	--	--	--	--	
2/5/2010	ND<10	ND<250	ND<0.50	--	ND<0.50	ND<0.50	ND<0.50	ND<0.50	--	--	--	--	
6/7/2010	ND<10	ND<250	ND<0.50	--	ND<0.50	ND<0.50	ND<0.50	ND<0.50	2.1	ND<2.0	25	ND<10	
8/3/2010	ND<10	ND<250	ND<0.50	--	ND<0.50	ND<0.50	ND<0.50	ND<0.50	2.2	ND<2.0	ND<10	ND<10	
11/11/2010	ND<10	ND<250	ND<0.50	--	ND<0.50	ND<0.50	ND<0.50	ND<0.50	2.3	ND<2.0	14	ND<10	
2/14/2011	ND<10	ND<250	ND<0.50	--	ND<0.50	ND<0.50	ND<0.50	ND<0.50	2.0	2.6	ND<10	ND<10	
MW-1BR													
5/28/2009	ND<10	ND<250	ND<0.50	--	ND<0.50	ND<0.50	ND<0.50	2.0	--	--	--	--	
9/14/2009	33	ND<500	--	--	--	ND<1.0	ND<1.0	1.9	3.7	ND<2.0	250	--	
11/13/2009	ND<10	ND<250	ND<0.50	--	ND<0.50	ND<0.50	ND<0.50	1.2	--	--	--	--	
2/5/2010	ND<10	ND<250	ND<0.50	--	ND<0.50	ND<0.50	ND<0.50	ND<0.50	--	--	--	--	
6/7/2010	ND<10	ND<250	ND<0.50	--	ND<0.50	ND<0.50	ND<0.50	ND<0.50	1.8	ND<2.0	26	ND<10	
8/3/2010	ND<10	ND<250	ND<0.50	--	ND<0.50	ND<0.50	ND<0.50	ND<0.50	1.8	ND<2.0	25	ND<10	

Table 2a
ADDITIONAL CURRENT ANALYTICAL RESULTS

Former 76 Station 0843

Date Sampled	TBA (µg/l)	Ethanol (8260B) (µg/l)	Ethylene- dibromide (EDB) (µg/l)	EDB (504) (µg/l)	1,2-DCA (EDC) (µg/l)	DIPE (µg/l)	ETBE (µg/l)	TAME (µg/l)	Carbon (organic, total) (mg/l)	Chromium VI (µg/l)	Chromium (total) (µg/l)	Chromium (dissolved) (µg/l)	Comments
11/11/2010	ND<10	ND<250	ND<0.50	--	ND<0.50	ND<0.50	ND<0.50	ND<0.50	1.9	ND<2.0	12	ND<10	
2/14/2011	ND<10	ND<250	ND<0.50	--	ND<0.50	ND<0.50	ND<0.50	ND<0.50	1.7	3.7	34	ND<10	
MW-2													
9/2/1999	ND	ND	--	--	--	ND	ND	ND	--	--	--	--	
12/14/1999	ND	ND	ND	--	ND	ND	ND	ND	--	--	--	--	
3/14/2000	1300	ND	ND	--	ND	ND	ND	ND	--	--	--	--	
5/31/2000	ND	ND	ND	--	ND	ND	ND	ND	--	--	--	--	
8/29/2000	250	ND	ND	--	ND	ND	ND	ND	--	--	--	--	
12/1/2000	ND	ND	ND	--	ND	ND	ND	ND	--	--	--	--	
3/17/2001	ND	ND	ND	--	ND	14.8	ND	ND	--	--	--	--	
5/23/2001	ND	ND	ND	--	ND	ND	ND	ND	--	--	--	--	
9/24/2001	ND<5000	ND<5000000	ND<100	--	ND<100	ND<100	ND<100	ND<100	--	--	--	--	
12/10/2001	ND<500	ND<1200000	ND<25	--	ND<25	ND<25	ND<25	ND<25	--	--	--	--	
3/11/2002	ND<1000	ND<5000000	ND<20	--	ND<20	ND<20	ND<20	ND<20	--	--	--	--	
6/7/2002	ND<1000	ND<2000000	ND<25	--	ND<25	ND<25	ND<25	ND<25	--	--	--	--	
9/3/2002	ND<1000	ND<5000000	ND<20	--	ND<20	ND<20	ND<20	ND<20	--	--	--	--	
MW-2A													
12/12/2002	ND<100	ND<500000	ND<2.0	--	2.3	ND<2.0	ND<2.0	ND<2.0	--	--	--	--	
3/13/2003	ND<100	ND<500000	ND<2.0	--	ND<2.0	ND<2.0	ND<2.0	ND<2.0	--	--	--	--	
6/12/2003	ND<100	ND<500000	ND<2.0	--	ND<2.0	ND<2.0	ND<2.0	ND<2.0	--	--	--	--	
9/12/2003	ND<100	ND<500	ND<2.0	--	ND<2.0	ND<2.0	ND<2.0	ND<2.0	--	--	--	--	
12/31/2003	ND<100	ND<500	ND<2.0	--	ND<2.0	ND<2.0	ND<2.0	ND<2.0	--	--	--	--	
2/12/2004	ND<100	ND<500	ND<2.0	--	ND<2.0	ND<2.0	ND<2.0	ND<2.0	--	--	--	--	
6/7/2004	ND<12	ND<800	ND<0.5	--	ND<0.5	ND<1	ND<1	ND<1	--	--	--	--	
9/17/2004	6.7	ND<50	--	--	--	ND<1.0	ND<0.50	ND<0.50	--	--	--	--	
12/11/2004	ND<5.0	ND<50	--	--	--	ND<1.0	ND<0.50	ND<0.50	--	--	--	--	
3/15/2005	ND<5.0	ND<50	--	--	--	ND<0.50	ND<0.50	ND<0.50	--	--	--	--	
5/17/2005	ND<5.0	ND<50	--	--	--	ND<0.50	ND<0.50	ND<0.50	--	--	--	--	
7/27/2005	ND<5.0	ND<50	--	--	--	ND<0.50	ND<0.50	ND<0.50	--	--	--	--	
11/23/2005	ND<10	ND<250	--	--	--	ND<0.50	ND<0.50	ND<0.50	--	--	--	--	
2/24/2006	ND<10	ND<250	--	--	--	ND<0.50	ND<0.50	ND<0.50	--	--	--	--	
5/30/2006	ND<10	ND<250	--	--	--	ND<0.50	ND<0.50	ND<0.50	--	--	--	--	
8/30/2006	ND<10	ND<250	--	--	--	ND<0.50	ND<0.50	ND<0.50	--	--	--	--	
11/22/2006	ND<10	ND<250	--	--	--	ND<0.50	ND<0.50	ND<0.50	--	--	--	--	
2/23/2007	ND<10	ND<250	--	--	--	ND<0.50	ND<0.50	ND<0.50	--	--	--	--	

Table 2a
ADDITIONAL CURRENT ANALYTICAL RESULTS

Former 76 Station 0843

Date Sampled	TBA (µg/l)	Ethanol (8260B) (µg/l)	Ethylene- dibromide (EDB) (µg/l)	EDB (504) (µg/l)	1,2-DCA (EDC) (µg/l)	DIPE (µg/l)	ETBE (µg/l)	TAME (µg/l)	Carbon (organic, total) (mg/l)	Chromium VI (µg/l)	Chromium (total) (µg/l)	Chromium (dissolved) (µg/l)	Comments
5/18/2007	ND<10	ND<250	--	--	--	ND<0.50	ND<0.50	ND<0.50	--	--	--	--	
8/10/2007	ND<10	ND<250	--	--	--	ND<0.50	ND<0.50	ND<0.50	--	--	--	--	
11/9/2007	ND<10	ND<250	--	--	--	ND<0.50	ND<0.50	ND<0.50	--	--	--	--	
2/8/2008	ND<10	ND<250	--	--	--	ND<0.50	ND<0.50	ND<0.50	--	--	--	--	
5/16/2008	ND<10	ND<250	--	--	--	ND<0.50	ND<0.50	ND<0.50	--	--	--	--	
8/15/2008	ND<10	ND<250	--	--	--	ND<0.50	ND<0.50	ND<0.50	--	--	--	--	
11/26/2008	ND<10	ND<250	--	--	--	ND<0.50	ND<0.50	ND<0.50	--	--	--	--	
2/24/2009	ND<10	ND<250	--	--	--	ND<0.50	ND<0.50	ND<0.50	17	--	--	--	
MW-3													
9/2/1999	ND	ND	--	--	--	ND	ND	ND	--	--	--	--	
3/11/2005	ND<5.0	ND<50	--	--	--	ND<0.50	ND<0.50	ND<0.50	--	--	--	--	
5/17/2005	ND<5.0	ND<50	--	--	--	ND<0.50	ND<0.50	ND<0.50	--	--	--	--	
7/27/2005	ND<5.0	ND<50	--	--	--	ND<0.50	ND<0.50	ND<0.50	--	--	--	--	
11/23/2005	ND<10	ND<250	--	--	--	ND<0.50	ND<0.50	ND<0.50	--	--	--	--	
2/24/2006	ND<10	ND<250	--	--	--	ND<0.50	ND<0.50	ND<0.50	--	--	--	--	
5/30/2006	ND<10	ND<250	--	--	--	ND<0.50	ND<0.50	ND<0.50	--	--	--	--	
8/30/2006	ND<10	ND<250	--	--	--	ND<0.50	ND<0.50	ND<0.50	--	--	--	--	
11/22/2006	ND<10	ND<250	--	--	--	ND<0.50	ND<0.50	ND<0.50	--	--	--	--	
2/23/2007	ND<10	ND<250	--	--	--	ND<0.50	ND<0.50	ND<0.50	--	--	--	--	
5/18/2007	ND<10	ND<250	--	--	--	ND<0.50	ND<0.50	ND<0.50	--	--	--	--	
8/10/2007	ND<10	ND<250	--	--	--	ND<0.50	ND<0.50	ND<0.50	--	--	--	--	
11/9/2007	ND<10	ND<250	--	--	--	ND<0.50	ND<0.50	ND<0.50	--	--	--	--	
2/8/2008	ND<10	ND<250	--	--	--	ND<0.50	ND<0.50	ND<0.50	--	--	--	--	
5/16/2008	ND<10	ND<250	--	--	--	ND<0.50	ND<0.50	ND<0.50	--	--	--	--	
8/15/2008	ND<10	ND<250	--	--	--	ND<0.50	ND<0.50	ND<0.50	--	--	--	--	
11/26/2008	ND<10	ND<250	--	--	--	ND<0.50	ND<0.50	ND<0.50	--	--	--	--	
2/24/2009	ND<10	ND<250	--	--	--	ND<0.50	ND<0.50	ND<0.50	3.2	--	--	--	
5/28/2009	ND<10	ND<250	ND<0.50	--	ND<0.50	ND<0.50	ND<0.50	ND<0.50	--	--	--	--	
9/14/2009	ND<10	ND<250	--	--	--	ND<0.50	ND<0.50	ND<0.50	--	--	--	--	
2/5/2010	ND<10	ND<250	ND<0.50	--	ND<0.50	ND<0.50	ND<0.50	ND<0.50	--	--	--	--	
8/3/2010	ND<10	ND<250	ND<0.50	--	ND<0.50	ND<0.50	ND<0.50	ND<0.50	--	--	--	--	
2/14/2011	ND<10	ND<250	ND<0.50	--	ND<0.50	ND<0.50	ND<0.50	ND<0.50	--	--	--	--	
MW-4													
9/2/1999	ND	ND	--	--	--	ND	ND	ND	--	--	--	--	
12/10/2001	ND<290	ND<710000	ND<14	--	ND<14	ND<14	ND<14	ND<14	--	--	--	--	

Table 2a
ADDITIONAL CURRENT ANALYTICAL RESULTS

Former 76 Station 0843

Date Sampled	TBA (µg/l)	Ethanol (8260B) (µg/l)	Ethylene- dibromide (EDB) (µg/l)	EDB (504) (µg/l)	1,2-DCA (EDC) (µg/l)	DIPE (µg/l)	ETBE (µg/l)	TAME (µg/l)	Carbon (organic, total) (mg/l)	Chromium VI (µg/l)	Chromium (total) (µg/l)	Chromium (dissolved) (µg/l)	Comments
12/12/2002	ND<100	ND<500000	ND<2.0	--	ND<2.0	ND<2.0	ND<2.0	ND<2.0	--	--	--	--	
9/12/2003	--	ND<500	--	--	--	--	--	--	--	--	--	--	
9/17/2004	ND<5.0	ND<50	--	--	--	ND<1.0	ND<0.50	ND<0.50	--	--	--	--	
12/11/2004	ND<25	ND<250	--	--	--	ND<5.0	ND<2.5	ND<2.5	--	--	--	--	
3/11/2005	ND<5.0	ND<50	--	--	--	ND<0.50	ND<0.50	ND<0.50	--	--	--	--	
5/17/2005	ND<5.0	ND<50	--	--	--	ND<0.50	ND<0.50	ND<0.50	--	--	--	--	
7/27/2005	ND<5.0	ND<50	--	--	--	ND<0.50	ND<0.50	ND<0.50	--	--	--	--	
11/23/2005	ND<10	ND<250	--	--	--	ND<0.50	ND<0.50	ND<0.50	--	--	--	--	
2/24/2006	ND<10	ND<250	--	--	--	ND<0.50	ND<0.50	ND<0.50	--	--	--	--	
5/30/2006	ND<10	ND<250	--	--	--	ND<0.50	ND<0.50	ND<0.50	--	--	--	--	
8/30/2006	ND<10	ND<250	--	--	--	ND<0.50	ND<0.50	ND<0.50	--	--	--	--	
11/22/2006	ND<10	ND<250	--	--	--	ND<0.50	ND<0.50	ND<0.50	--	--	--	--	
2/23/2007	ND<10	ND<250	--	--	--	ND<0.50	ND<0.50	ND<0.50	--	--	--	--	
5/18/2007	ND<10	ND<250	--	--	--	ND<0.50	ND<0.50	ND<0.50	--	--	--	--	
8/10/2007	ND<10	ND<250	--	--	--	ND<0.50	ND<0.50	ND<0.50	--	--	--	--	
11/9/2007	ND<10	ND<250	--	--	--	ND<0.50	ND<0.50	ND<0.50	--	--	--	--	
2/8/2008	ND<10	290	--	--	--	ND<0.50	ND<0.50	ND<0.50	--	--	--	--	
5/16/2008	ND<10	ND<250	--	--	--	ND<0.50	ND<0.50	ND<0.50	--	--	--	--	
8/15/2008	ND<10	ND<250	--	--	--	ND<0.50	ND<0.50	ND<0.50	--	--	--	--	
11/26/2008	ND<10	ND<250	--	--	--	ND<0.50	ND<0.50	ND<0.50	--	--	--	--	
2/24/2009	ND<10	ND<250	--	--	--	ND<0.50	ND<0.50	ND<0.50	1.7	--	--	--	
5/28/2009	ND<10	ND<250	ND<0.50	--	ND<0.50	ND<0.50	ND<0.50	ND<0.50	--	--	--	--	
9/14/2009	ND<10	ND<250	--	--	--	ND<0.50	ND<0.50	ND<0.50	--	--	--	--	
2/5/2010	ND<10	ND<250	ND<0.50	--	ND<0.50	ND<0.50	ND<0.50	ND<0.50	--	--	--	--	
8/3/2010	ND<10	ND<250	ND<0.50	--	ND<0.50	ND<0.50	ND<0.50	ND<0.50	--	--	--	--	
2/14/2011	ND<10	ND<250	ND<0.50	--	ND<0.50	ND<0.50	ND<0.50	ND<0.50	--	--	--	--	
MW-5													
9/12/2003	--	ND<500	--	--	--	--	--	--	--	--	--	--	
3/11/2005	ND<5.0	ND<50	--	--	--	ND<0.50	ND<0.50	ND<0.50	--	--	--	--	
5/17/2005	ND<5.0	ND<50	--	--	--	ND<0.50	ND<0.50	ND<0.50	--	--	--	--	
7/27/2005	ND<5.0	ND<50	--	--	--	ND<0.50	ND<0.50	ND<0.50	--	--	--	--	
11/23/2005	ND<10	ND<250	--	--	--	ND<0.50	ND<0.50	ND<0.50	--	--	--	--	
2/24/2006	59	ND<250	--	--	--	ND<0.50	ND<0.50	ND<0.50	--	--	--	--	
5/30/2006	ND<10	ND<250	--	--	--	ND<0.50	ND<0.50	ND<0.50	--	--	--	--	
8/30/2006	ND<10	ND<250	--	--	--	ND<0.50	ND<0.50	ND<0.50	--	--	--	--	

Table 2a
ADDITIONAL CURRENT ANALYTICAL RESULTS

Former 76 Station 0843

Date Sampled	TBA (µg/l)	Ethanol (8260B) (µg/l)	Ethylene- dibromide (EDB) (µg/l)	EDB (504) (µg/l)	1,2-DCA (EDC) (µg/l)	DIPE (µg/l)	ETBE (µg/l)	TAME (µg/l)	Carbon (organic, total) (mg/l)	Chromium VI (µg/l)	Chromium (total) (µg/l)	Chromium (dissolved) (µg/l)	Comments
11/22/2006	ND<10	ND<250	--	--	--	ND<0.50	ND<0.50	ND<0.50	--	--	--	--	
2/23/2007	ND<10	ND<250	--	--	--	ND<0.50	ND<0.50	ND<0.50	--	--	--	--	
5/18/2007	ND<10	ND<250	--	--	--	ND<0.50	ND<0.50	ND<0.50	--	--	--	--	
8/10/2007	ND<10	ND<250	--	--	--	ND<0.50	ND<0.50	ND<0.50	--	--	--	--	
11/9/2007	ND<10	ND<250	--	--	--	ND<0.50	ND<0.50	ND<0.50	--	--	--	--	
2/8/2008	ND<10	ND<250	--	--	--	ND<0.50	ND<0.50	ND<0.50	--	--	--	--	
5/16/2008	ND<10	ND<250	--	--	--	ND<0.50	ND<0.50	ND<0.50	--	--	--	--	
8/15/2008	ND<10	ND<250	--	--	--	ND<0.50	ND<0.50	ND<0.50	--	--	--	--	
11/26/2008	ND<10	ND<250	--	--	--	ND<0.50	ND<0.50	ND<0.50	--	--	--	--	
2/24/2009	ND<10	ND<250	--	--	--	ND<0.50	ND<0.50	ND<0.50	4.5	--	--	--	
5/28/2009	ND<10	ND<250	ND<0.50	--	ND<0.50	ND<0.50	ND<0.50	ND<0.50	--	--	--	--	
9/14/2009	ND<10	ND<250	--	--	--	ND<0.50	ND<0.50	ND<0.50	--	--	--	--	
2/5/2010	ND<10	ND<250	ND<0.50	--	ND<0.50	ND<0.50	ND<0.50	ND<0.50	--	--	--	--	
8/3/2010	ND<10	ND<250	ND<0.50	--	ND<0.50	ND<0.50	ND<0.50	ND<0.50	--	--	--	--	
2/14/2011	ND<10	ND<250	ND<0.50	--	ND<0.50	ND<0.50	ND<0.50	ND<0.50	--	--	--	--	
MW-6													
3/17/2001	ND	ND	ND	--	219	ND	ND	ND	--	--	--	--	
9/24/2001	ND<100	ND<1000000	ND<2.0	--	ND<2.0	ND<2.0	ND<2.0	ND<2.0	--	--	--	--	
12/10/2001	ND<500	ND<1200000	ND<25	--	ND<25	ND<25	ND<25	ND<25	--	--	--	--	
3/11/2002	ND<100	ND<500000	ND<2.0	--	ND<2.0	ND<2.0	ND<2.0	ND<2.0	--	--	--	--	
12/12/2002	ND<10000	ND<5000000	ND<200	--	ND<200	ND<200	ND<200	ND<200	--	--	--	--	
3/13/2003	ND<5000	ND<2500000	ND<100	--	ND<100	ND<100	ND<100	ND<100	--	--	--	--	
6/12/2003	ND<2000	ND<1000000	ND<40	--	ND<40	ND<40	ND<40	ND<40	--	--	--	--	
9/12/2003	--	ND<2500	--	--	--	--	--	--	--	--	--	--	
2/12/2004	ND<2000	ND<10000	ND<40	--	ND<40	ND<40	ND<40	ND<40	--	--	--	--	
6/7/2004	ND<200	ND<8000	ND<5	--	ND<5	ND<10	ND<10	ND<10	--	--	--	--	
9/17/2004	ND<100	ND<1000	--	--	--	ND<20	ND<10	ND<10	--	--	--	--	
12/11/2004	ND<100	ND<1000	--	--	--	ND<20	ND<10	ND<10	--	--	--	--	
3/11/2005	ND<100	ND<1000	--	--	--	ND<10	ND<10	ND<10	--	--	--	--	
5/17/2005	ND<100	ND<1000	--	--	--	ND<10	ND<10	ND<10	--	--	--	--	
7/27/2005	ND<100	ND<1000	--	--	--	ND<10	ND<10	ND<10	--	--	--	--	
11/23/2005	ND<10	ND<250	--	--	--	ND<0.50	ND<0.50	1.0	--	--	--	--	
2/24/2006	ND<10	ND<250	--	--	--	ND<0.50	ND<0.50	0.68	--	--	--	--	
5/30/2006	ND<250	ND<6200	--	--	--	ND<12	ND<12	ND<12	--	--	--	--	
8/30/2006	ND<100	ND<2500	--	--	--	ND<5.0	ND<5.0	ND<5.0	--	--	--	--	

Table 2a
ADDITIONAL CURRENT ANALYTICAL RESULTS

Former 76 Station 0843

Date Sampled	TBA (µg/l)	Ethanol (8260B) (µg/l)	Ethylene- dibromide (EDB) (µg/l)	EDB (504) (µg/l)	1,2-DCA (EDC) (µg/l)	DIPE (µg/l)	ETBE (µg/l)	TAME (µg/l)	Carbon (organic, total) (mg/l)	Chromium VI (µg/l)	Chromium (total) (µg/l)	Chromium (dissolved) (µg/l)	Comments
11/22/2006	ND<100	ND<2500	--	--	--	ND<5.0	ND<5.0	ND<5.0	--	--	--	--	
2/23/2007	ND<10	ND<250	--	--	--	ND<0.50	ND<0.50	ND<0.50	--	--	--	--	
5/18/2007	ND<10	ND<250	--	--	--	ND<0.50	ND<0.50	ND<0.50	--	--	--	--	
8/10/2007	ND<10	ND<250	--	--	--	ND<0.50	ND<0.50	ND<0.50	--	--	--	--	
11/9/2007	ND<10	ND<250	--	--	--	ND<0.50	ND<0.50	0.52	--	--	--	--	
2/8/2008	ND<10	ND<250	--	--	--	ND<0.50	ND<0.50	ND<0.50	--	--	--	--	
5/16/2008	ND<10	ND<250	--	--	--	ND<0.50	ND<0.50	ND<0.50	--	--	--	--	
8/15/2008	ND<10	ND<250	--	--	--	ND<0.50	ND<0.50	ND<0.50	--	--	--	--	
11/26/2008	ND<10	ND<250	--	--	--	ND<0.50	ND<0.50	ND<0.50	--	--	--	--	
2/24/2009	ND<10	ND<250	--	--	--	ND<0.50	ND<0.50	ND<0.50	2.7	--	--	--	
5/28/2009	ND<10	ND<250	ND<0.50	--	ND<0.50	ND<0.50	ND<0.50	ND<0.50	--	--	--	--	
9/14/2009	23	ND<250	--	--	--	ND<0.50	ND<0.50	ND<0.50	--	--	--	--	
2/5/2010	41	ND<250	ND<0.50	--	ND<0.50	ND<0.50	ND<0.50	ND<0.50	--	--	--	--	
8/3/2010	ND<10	ND<250	ND<0.50	ND<0.010	ND<0.50	ND<0.50	ND<0.50	ND<0.50	--	--	--	--	
2/14/2011	ND<10	ND<250	ND<0.50	--	ND<0.50	ND<0.50	ND<0.50	ND<0.50	--	--	--	--	
MW-7													
5/28/2009	150	ND<250	ND<0.50	--	ND<0.50	ND<0.50	ND<0.50	11	--	--	--	--	
9/14/2009	680	ND<12000	--	--	--	ND<25	ND<25	ND<25	9.8	ND<2.0	76	--	
11/13/2009	ND<200	ND<5000	ND<10	--	ND<10	ND<10	ND<10	ND<10	--	--	--	--	
2/5/2010	1600	ND<6200	ND<12	--	ND<12	ND<12	ND<12	ND<12	--	--	--	--	
6/7/2010	ND<250	ND<6200	ND<12	--	ND<12	ND<12	ND<12	ND<12	3.9	ND<2.0	11	ND<10	
8/3/2010	1400	ND<5000	ND<10	--	ND<10	ND<10	ND<10	ND<10	3.6	ND<2.0	79	ND<10	
11/11/2010	1200	ND<2500	ND<5.0	--	ND<5.0	ND<5.0	ND<5.0	ND<5.0	4.1	ND<2.0	27	ND<10	
2/14/2011	ND<1000	ND<25000	ND<5.0	--	ND<5.0	ND<5.0	ND<5.0	ND<5.0	4.1	ND<2.0	43	ND<10	
MW-8													
5/28/2009	36	ND<250	ND<0.50	--	ND<0.50	ND<0.50	ND<0.50	9.7	9.9	ND<2.0	140	--	
9/14/2009	ND<500	ND<12000	--	--	--	ND<25	ND<25	ND<25	14	ND<2.0	60	--	
11/13/2009	ND<100	ND<2500	ND<5.0	--	ND<5.0	ND<5.0	ND<5.0	ND<5.0	--	--	--	--	
2/5/2010	960	ND<5000	ND<10	--	ND<10	ND<10	ND<10	ND<10	--	--	--	--	
6/7/2010	ND<200	ND<5000	ND<10	--	ND<10	ND<10	ND<10	ND<10	4.0	ND<2.0	21	ND<10	
8/3/2010	670	ND<2500	ND<5.0	ND<0.010	ND<5.0	ND<5.0	ND<5.0	ND<5.0	3.9	ND<2.0	74	ND<10	
11/11/2010	ND<1000	ND<25000	ND<5.0	--	ND<5.0	ND<5.0	ND<5.0	ND<5.0	3.7	ND<2.0	46	ND<10	
2/14/2011	ND<500	ND<12000	ND<25	--	ND<25	ND<25	ND<25	ND<25	3.7	ND<2.0	59	ND<10	
MW-9													
5/28/2009	40	ND<250	ND<0.50	--	ND<0.50	ND<0.50	ND<0.50	11	--	--	--	--	

Table 2a
ADDITIONAL CURRENT ANALYTICAL RESULTS

Former 76 Station 0843

Date Sampled	TBA (µg/l)	Ethanol (8260B) (µg/l)	Ethylene- dibromide (EDB) (µg/l)	EDB (504) (µg/l)	1,2-DCA (EDC) (µg/l)	DIPE (µg/l)	ETBE (µg/l)	TAME (µg/l)	Carbon (organic, total) (mg/l)	Chromium VI (µg/l)	Chromium (total) (µg/l)	Chromium (dissolved) (µg/l)	Comments
9/14/2009	24	ND<250	--	--	--	ND<0.50	ND<0.50	ND<0.50	3.0	ND<2.0	520	--	
11/13/2009	ND<10	ND<250	ND<0.50	--	ND<0.50	ND<0.50	ND<0.50	ND<0.50	--	--	--	--	
2/5/2010	ND<10	ND<250	ND<0.50	--	ND<0.50	ND<0.50	ND<0.50	ND<0.50	--	--	--	--	
6/7/2010	ND<10	ND<250	ND<0.50	--	ND<0.50	ND<0.50	ND<0.50	ND<0.50	2.7	6.1	24	ND<10	
8/3/2010	ND<10	ND<250	ND<0.50	--	ND<0.50	ND<0.50	ND<0.50	ND<0.50	2.6	2.5	25	ND<10	
11/11/2010	ND<10	ND<250	ND<0.50	--	ND<0.50	ND<0.50	ND<0.50	ND<0.50	2.4	2.6	24	ND<10	
2/14/2011	ND<10	ND<250	ND<0.50	--	ND<0.50	ND<0.50	ND<0.50	ND<0.50	2.4	6.6	22	ND<10	
MW-10													
5/28/2009	39	ND<250	ND<0.50	--	ND<0.50	ND<0.50	ND<0.50	4.6	2.4	2.0	ND<10	--	
9/14/2009	240	ND<3100	--	--	--	ND<6.2	ND<6.2	ND<6.2	2.7	ND<2.0	24	--	
11/13/2009	ND<50	ND<1200	ND<2.5	--	ND<2.5	ND<2.5	ND<2.5	ND<2.5	--	--	--	--	
2/5/2010	35	ND<250	ND<0.50	--	ND<0.50	ND<0.50	ND<0.50	ND<0.50	--	--	--	--	
6/7/2010	ND<10	ND<250	ND<0.50	--	ND<0.50	ND<0.50	ND<0.50	ND<0.50	2.0	6.5	15	ND<10	
8/3/2010	ND<10	ND<250	ND<0.50	--	ND<0.50	ND<0.50	ND<0.50	ND<0.50	2.0	8.7	19	ND<10	
11/11/2010	ND<10	ND<250	ND<0.50	--	ND<0.50	ND<0.50	ND<0.50	ND<0.50	1.8	10	20	11	
2/14/2011	ND<10	ND<250	ND<0.50	--	ND<0.50	ND<0.50	ND<0.50	ND<0.50	1.8	14	18	15	
MW-11													
5/28/2009	140	ND<250	ND<0.50	--	ND<0.50	ND<0.50	ND<0.50	9.4	--	--	--	--	
9/14/2009	850	ND<12000	--	--	--	ND<25	ND<25	ND<25	3.3	ND<2.0	14	--	
11/13/2009	ND<200	ND<5000	ND<10	--	ND<10	ND<10	ND<10	ND<10	--	--	--	--	
2/5/2010	1600	ND<6200	ND<12	--	ND<12	ND<12	ND<12	ND<12	--	--	--	--	
6/7/2010	ND<200	ND<5000	ND<10	--	ND<10	ND<10	ND<10	ND<10	3.0	ND<2.0	ND<10	ND<10	
8/3/2010	620	ND<2500	ND<5.0	ND<0.010	ND<5.0	ND<5.0	ND<5.0	ND<5.0	2.9	ND<2.0	ND<10	ND<10	
11/11/2010	ND<100	ND<2500	ND<5.0	--	ND<5.0	ND<5.0	ND<5.0	ND<5.0	2.8	ND<2.0	17	ND<10	
2/14/2011	670	ND<3100	ND<6.2	--	ND<6.2	ND<6.2	ND<6.2	ND<6.2	3.5	ND<2.0	14	ND<10	

**Table 2b
ADDITIONAL CURRENT ANALYTICAL RESULTS**

Former 76 Station 0843

Date Sampled	Iron Ferrous (µg/l)	Manganese (dissolved) (µg/l)	Manganese (total) (µg/l)	Nitrogen as Nitrate (mg/l)	Sulfate (mg/l)	Dissolved Oxygen (Lab) (mg O/)	Redox Potential (ORP-Lab) (mV)	Specific Conductance (umhos)	Post-purge Dissolved Oxygen ()	Pre-purge Dissolved Oxygen ()	Pre-purge ORP ()	Post-purge ORP ()	Comments
MW-1													
9/2/1999	--	--	--	--	--	--	--	--	--	--	--	--	--
3/15/2005	--	--	--	--	--	--	--	--	--	--	--	--	--
2/24/2006	--	--	--	--	--	--	--	--	--	--	--	--	--
11/22/2006	--	--	--	--	--	--	--	--	--	--	--	--	--
2/23/2007	--	--	--	--	--	--	--	--	--	--	--	--	--
5/18/2007	--	--	--	--	--	--	--	--	--	--	--	--	--
8/10/2007	--	--	--	--	--	--	--	--	--	--	--	--	--
11/9/2007	--	--	--	--	--	--	--	--	--	--	--	--	--
2/8/2008	--	--	--	--	--	--	--	--	--	--	--	--	--
5/16/2008	--	--	--	--	--	--	--	--	--	--	--	--	--
8/15/2008	--	--	--	--	--	--	--	--	--	--	--	--	--
11/26/2008	--	--	--	--	--	--	--	--	--	--	--	--	--
2/24/2009	ND<100	ND<1.0	500	--	18	--	--	--	4.63	3.22	57	59	
5/28/2009	ND<500	2.4	550	9.9	25	8.6	130	463	0.80	2.95	119	171	
9/14/2009	ND<100	3.7	1600	11	25	6.8	204	429	1.93	3.81	233	146	
2/5/2010	--	--	--	--	--	--	--	--	0.83	1.42	66	71	
8/3/2010	ND<100	1.8	1100	16	24	6.7	333.4	508	1.10	1.68	172	158	
2/14/2011	ND<500	5.4	530	18	25	8.9	418.5	509	6.45	4.45	355	356	
MW-1AR													
5/28/2009	--	--	--	--	--	--	--	--	1.72	0.95	144	177	
9/14/2009	2500	570	830	17	39	7.0	205	655	1.68	1.83	235	187	
11/13/2009	--	--	--	--	--	--	--	--	3.13	2.98	174	16	
2/5/2010	--	--	--	--	--	--	--	--	0.37	0.94	79	75	
6/7/2010	490	210	450	21	30	6.1	273.4	554	0.79	1.27	56	78	
8/3/2010	550	180	230	21	31	8.1	225.1	537	0.39	0.58	148	108	
11/11/2010	370	210	330	20	31	7.6	206.5	545	2.67	2.46	204	216	
2/14/2011	420	150	190	21	32	7.3	217.9	537	1.31	1.48	349	362	
MW-1BR													
5/28/2009	--	--	--	--	--	--	--	--	0.61	1.37	145	165	
9/14/2009	ND<500	230	930	17	59	6.7	207	673	0.46	1.02	228	143	
11/13/2009	--	--	--	--	--	--	--	--	5.74	4.59	151	107	
2/5/2010	--	--	--	--	--	--	--	--	0.38	0.82	85	79	
6/7/2010	380	110	180	27	30	6.6	479.4	539	0.74	1.42	48	10	
8/3/2010	240	130	230	26	28	7.3	271.8	548	0.37	0.43	54	59	

**Table 2b
ADDITIONAL CURRENT ANALYTICAL RESULTS**

Former 76 Station 0843

Date Sampled	Iron Ferrous (µg/l)	Manganese (dissolved) (µg/l)	Manganese (total) (µg/l)	Nitrogen as Nitrate (mg/l)	Sulfate (mg/l)	Dissolved Oxygen (Lab) (mg O/)	Redox Potential (ORP-Lab) (mV)	Specific Conductance (umhos)	Post-purge Dissolved Oxygen ()	Pre-purge Dissolved Oxygen ()	Pre-purge ORP ()	Post-purge ORP ()	Comments
11/11/2010	250	130	170	ND<0.44	28	7.0	227.8	540	1.78	1.43	212	212	
2/14/2011	290	73	170	29	28	8.1	286.1	531	1.07	1.74	356	351	
MW-2													
9/2/1999	--	--	--	--	--	--	--	--	--	--	--	--	
12/14/1999	--	--	--	--	--	--	--	--	--	--	--	--	
3/14/2000	--	--	--	--	--	--	--	--	--	--	--	--	
5/31/2000	--	--	--	--	--	--	--	--	--	--	--	--	
8/29/2000	--	--	--	--	--	--	--	--	--	--	--	--	
12/1/2000	--	--	--	--	--	--	--	--	--	--	--	--	
3/17/2001	--	--	--	--	--	--	--	--	--	--	--	--	
5/23/2001	--	--	--	--	--	--	--	--	--	--	--	--	
9/24/2001	--	--	--	--	--	--	--	--	--	--	--	--	
12/10/2001	--	--	--	--	--	--	--	--	--	--	--	--	
3/11/2002	--	--	--	--	--	--	--	--	--	--	--	--	
6/7/2002	--	--	--	--	--	--	--	--	--	--	--	--	
9/3/2002	--	--	--	--	--	--	--	--	--	--	--	--	
MW-2A													
12/12/2002	--	--	--	--	--	--	--	--	--	--	--	--	
3/13/2003	--	--	--	--	--	--	--	--	--	--	--	--	
6/12/2003	--	--	--	--	--	--	--	--	--	--	--	--	
9/12/2003	--	--	--	--	--	--	--	--	--	--	--	--	
12/31/2003	--	--	--	--	--	--	--	--	--	--	--	--	
2/12/2004	--	--	--	--	--	--	--	--	--	--	--	--	
6/7/2004	--	--	--	--	--	--	--	--	--	--	--	--	
9/17/2004	--	--	--	--	--	--	--	--	--	--	--	--	
12/11/2004	--	--	--	--	--	--	--	--	--	--	--	--	
3/15/2005	--	--	--	--	--	--	--	--	--	--	--	--	
5/17/2005	--	--	--	--	--	--	--	--	--	--	--	--	
7/27/2005	--	--	--	--	--	--	--	--	--	--	--	--	
11/23/2005	--	--	--	--	--	--	--	--	--	--	--	--	
2/24/2006	--	--	--	--	--	--	--	--	--	--	--	--	
5/30/2006	--	--	--	--	--	--	--	--	--	--	--	--	
8/30/2006	--	--	--	--	--	--	--	--	--	--	--	--	
11/22/2006	--	--	--	--	--	--	--	--	--	--	--	--	
2/23/2007	--	--	--	--	--	--	--	--	--	--	--	--	

**Table 2b
ADDITIONAL CURRENT ANALYTICAL RESULTS**

Former 76 Station 0843

Date Sampled	Iron Ferrous (µg/l)	Manganese (dissolved) (µg/l)	Manganese (total) (µg/l)	Nitrogen as Nitrate (mg/l)	Sulfate (mg/l)	Dissolved Oxygen (Lab) (mg O/)	Redox Potential (ORP-Lab) (mV)	Specific Conductance (umhos)	Post-purge Dissolved Oxygen (l)	Pre-purge Dissolved Oxygen (l)	Pre-purge ORP (l)	Post-purge ORP (l)	Comments
5/18/2007	--	--	--	--	--	--	--	--	--	--	--	--	
8/10/2007	--	--	--	--	--	--	--	--	--	--	--	--	
11/9/2007	--	--	--	--	--	--	--	--	--	--	--	--	
2/8/2008	--	--	--	--	--	--	--	--	--	--	--	--	
5/16/2008	--	--	--	--	--	--	--	--	--	--	--	--	
8/15/2008	--	--	--	--	--	--	--	--	--	--	--	--	
11/26/2008	--	--	--	--	--	--	--	--	--	--	--	--	
2/24/2009	110	ND<1.0	130	--	87	--	--	--	3.38	4.44	50	34	
MW-3													
9/2/1999	--	--	--	--	--	--	--	--	--	--	--	--	
3/11/2005	--	--	--	--	--	--	--	--	--	--	--	--	
5/17/2005	--	--	--	--	--	--	--	--	--	--	--	--	
7/27/2005	--	--	--	--	--	--	--	--	--	--	--	--	
11/23/2005	--	--	--	--	--	--	--	--	--	--	--	--	
2/24/2006	--	--	--	--	--	--	--	--	--	--	--	--	
5/30/2006	--	--	--	--	--	--	--	--	--	--	--	--	
8/30/2006	--	--	--	--	--	--	--	--	--	--	--	--	
11/22/2006	--	--	--	--	--	--	--	--	--	--	--	--	
2/23/2007	--	--	--	--	--	--	--	--	--	--	--	--	
5/18/2007	--	--	--	--	--	--	--	--	--	--	--	--	
8/10/2007	--	--	--	--	--	--	--	--	--	--	--	--	
11/9/2007	--	--	--	--	--	--	--	--	--	--	--	--	
2/8/2008	--	--	--	--	--	--	--	--	--	--	--	--	
5/16/2008	--	--	--	--	--	--	--	--	--	--	--	--	
8/15/2008	--	--	--	--	--	--	--	--	--	--	--	--	
11/26/2008	--	--	--	--	--	--	--	--	--	--	--	--	
2/24/2009	ND<100	ND<1.0	1100	--	130	--	--	--	5.01	2.30	46	49	
5/28/2009	--	--	--	--	--	--	--	--	0.61	4.03	141	85	
9/14/2009	--	--	--	--	--	6.6	196	658	0.49	2.02	146	119	
2/5/2010	--	--	--	--	--	--	--	--	1.04	2.64	338	71	
8/3/2010	--	--	--	--	--	6.7	279.4	601	0.95	2.24	103	103	
2/14/2011	--	--	--	--	--	4.9	288.9	587	1.15	2.43	187	188	
MW-4													
9/2/1999	--	--	--	--	--	--	--	--	--	--	--	--	
12/10/2001	--	--	--	--	--	--	--	--	--	--	--	--	

**Table 2b
ADDITIONAL CURRENT ANALYTICAL RESULTS**

Former 76 Station 0843

Date Sampled	Iron Ferrous (µg/l)	Manganese (dissolved) (µg/l)	Manganese (total) (µg/l)	Nitrogen as Nitrate (mg/l)	Sulfate (mg/l)	Dissolved Oxygen (Lab) (mg O/)	Redox Potential (ORP-Lab) (mV)	Specific Conductance (umhos)	Post-purge Dissolved Oxygen (l)	Pre-purge Dissolved Oxygen (l)	Pre-purge ORP (l)	Post-purge ORP (l)	Comments
12/12/2002	--	--	--	--	--	--	--	--	--	--	--	--	
9/12/2003	--	--	--	--	--	--	--	--	--	--	--	--	
9/17/2004	--	--	--	--	--	--	--	--	--	--	--	--	
12/11/2004	--	--	--	--	--	--	--	--	--	--	--	--	
3/11/2005	--	--	--	--	--	--	--	--	--	--	--	--	
5/17/2005	--	--	--	--	--	--	--	--	--	--	--	--	
7/27/2005	--	--	--	--	--	--	--	--	--	--	--	--	
11/23/2005	--	--	--	--	--	--	--	--	--	--	--	--	
2/24/2006	--	--	--	--	--	--	--	--	--	--	--	--	
5/30/2006	--	--	--	--	--	--	--	--	--	--	--	--	
8/30/2006	--	--	--	--	--	--	--	--	--	--	--	--	
11/22/2006	--	--	--	--	--	--	--	--	--	--	--	--	
2/23/2007	--	--	--	--	--	--	--	--	--	--	--	--	
5/18/2007	--	--	--	--	--	--	--	--	--	--	--	--	
8/10/2007	--	--	--	--	--	--	--	--	--	--	--	--	
11/9/2007	--	--	--	--	--	--	--	--	--	--	--	--	
2/8/2008	--	--	--	--	--	--	--	--	--	--	--	--	
5/16/2008	--	--	--	--	--	--	--	--	--	--	--	--	
8/15/2008	--	--	--	--	--	--	--	--	--	--	--	--	
11/26/2008	--	--	--	--	--	--	--	--	--	--	--	--	
2/24/2009	ND<100	3.1	250	--	130	--	--	--	6.15	4.27	61	64	
5/28/2009	--	--	--	--	--	--	--	--	3.68	3.76	141	55	
9/14/2009	--	--	--	--	--	7.1	195	1020	2.16	2.78	142	63	
2/5/2010	--	--	--	--	--	--	--	--	8.59	7.70	309	326	
8/3/2010	--	--	--	--	--	8.3	280.9	1110	5.26	2.88	102	106	
2/14/2011	--	--	--	--	--	9.2	294.6	770	7.02	6.84	187	172	
MW-5													
9/12/2003	--	--	--	--	--	--	--	--	--	--	--	--	
3/11/2005	--	--	--	--	--	--	--	--	--	--	--	--	
5/17/2005	--	--	--	--	--	--	--	--	--	--	--	--	
7/27/2005	--	--	--	--	--	--	--	--	--	--	--	--	
11/23/2005	--	--	--	--	--	--	--	--	--	--	--	--	
2/24/2006	--	--	--	--	--	--	--	--	--	--	--	--	
5/30/2006	--	--	--	--	--	--	--	--	--	--	--	--	
8/30/2006	--	--	--	--	--	--	--	--	--	--	--	--	

**Table 2b
ADDITIONAL CURRENT ANALYTICAL RESULTS**

Former 76 Station 0843

Date Sampled	Iron Ferrous (µg/l)	Manganese (dissolved) (µg/l)	Manganese (total) (µg/l)	Nitrogen as Nitrate (mg/l)	Sulfate (mg/l)	Dissolved Oxygen (Lab) (mg O/)	Redox Potential (ORP-Lab) (mV)	Specific Conductance (umhos)	Post-purge Dissolved Oxygen (l)	Pre-purge Dissolved Oxygen (l)	Pre-purge ORP (l)	Post-purge ORP (l)	Comments
11/22/2006	--	--	--	--	--	--	--	--	--	--	--	--	
2/23/2007	--	--	--	--	--	--	--	--	--	--	--	--	
5/18/2007	--	--	--	--	--	--	--	--	--	--	--	--	
8/10/2007	--	--	--	--	--	--	--	--	--	--	--	--	
11/9/2007	--	--	--	--	--	--	--	--	--	--	--	--	
2/8/2008	--	--	--	--	--	--	--	--	--	--	--	--	
5/16/2008	--	--	--	--	--	--	--	--	--	--	--	--	
8/15/2008	--	--	--	--	--	--	--	--	--	--	--	--	
11/26/2008	--	--	--	--	--	--	--	--	--	--	--	--	
2/24/2009	ND<100	ND<1.0	720	--	64	--	--	--	5.65	2.58	27	34	
5/28/2009	--	--	--	--	--	--	--	--	1.71	4.32	138	94	
9/14/2009	--	--	--	--	--	4.0	204	609	0.64	2.08	147	115	
2/5/2010	--	--	--	--	--	--	--	--	2.08	2.59	295	71	
8/3/2010	--	--	--	--	--	8.6	288.2	611	7.12	2.08	62	102	
2/14/2011	--	--	--	--	--	6.0	317.6	617	1.55	2.81	179	195	
MW-6													
3/17/2001	--	--	--	--	--	--	--	--	--	--	--	--	
9/24/2001	--	--	--	--	--	--	--	--	--	--	--	--	
12/10/2001	--	--	--	--	--	--	--	--	--	--	--	--	
3/11/2002	--	--	--	--	--	--	--	--	--	--	--	--	
12/12/2002	--	--	--	--	--	--	--	--	--	--	--	--	
3/13/2003	--	--	--	--	--	--	--	--	--	--	--	--	
6/12/2003	--	--	--	--	--	--	--	--	--	--	--	--	
9/12/2003	--	--	--	--	--	--	--	--	--	--	--	--	
2/12/2004	--	--	--	--	--	--	--	--	--	--	--	--	
6/7/2004	--	--	--	--	--	--	--	--	--	--	--	--	
9/17/2004	--	--	--	--	--	--	--	--	--	--	--	--	
12/11/2004	--	--	--	--	--	--	--	--	--	--	--	--	
3/11/2005	--	--	--	--	--	--	--	--	--	--	--	--	
5/17/2005	--	--	--	--	--	--	--	--	--	--	--	--	
7/27/2005	--	--	--	--	--	--	--	--	--	--	--	--	
11/23/2005	--	--	--	--	--	--	--	--	--	--	--	--	
2/24/2006	--	--	--	--	--	--	--	--	--	--	--	--	
5/30/2006	--	--	--	--	--	--	--	--	--	--	--	--	
8/30/2006	--	--	--	--	--	--	--	--	--	--	--	--	

Table 2b
ADDITIONAL CURRENT ANALYTICAL RESULTS

Former 76 Station 0843

Date Sampled	Iron Ferrous (µg/l)	Manganese (dissolved) (µg/l)	Manganese (total) (µg/l)	Nitrogen as Nitrate (mg/l)	Sulfate (mg/l)	Dissolved Oxygen (Lab) (mg O/)	Redox Potential (ORP-Lab) (mV)	Specific Conductance (umhos)	Post-purge Dissolved Oxygen (l)	Pre-purge Dissolved Oxygen (l)	Pre-purge ORP (l)	Post-purge ORP (l)	Comments
11/22/2006	--	--	--	--	--	--	--	--	--	--	--	--	
2/23/2007	--	--	--	--	--	--	--	--	--	--	--	--	
5/18/2007	--	--	--	--	--	--	--	--	--	--	--	--	
8/10/2007	--	--	--	--	--	--	--	--	--	--	--	--	
11/9/2007	--	--	--	--	--	--	--	--	--	--	--	--	
2/8/2008	--	--	--	--	--	--	--	--	--	--	--	--	
5/16/2008	--	--	--	--	--	--	--	--	--	--	--	--	
8/15/2008	--	--	--	--	--	--	--	--	--	--	--	--	
11/26/2008	--	--	--	--	--	--	--	--	--	--	--	--	
2/24/2009	ND<100	1.2	2300	--	85	--	--	--	3.40	1.29	68	67	
5/28/2009	--	--	--	--	--	--	--	--	1.06	1.85	142	56	
9/14/2009	--	--	--	--	--	7.1	205	595	0.46	1.07	154	118	
2/5/2010	--	--	--	--	--	--	--	--	2.96	2.73	314	135	
8/3/2010	--	--	--	--	--	8.0	291.7	530	0.72	1.35	96	103	
2/14/2011	--	--	--	--	--	5.2	326.6	542	1.01	2.16	195	198	
MW-7													
5/28/2009	--	--	--	--	--	--	--	--	1.24	0.63	160	124	
9/14/2009	3200	2000	2200	4.2	180	6.9	217	1030	0.26	1.35	-13	-53	
11/13/2009	--	--	--	--	--	--	--	--	--	0.76	1	-24	
2/5/2010	--	--	--	--	--	--	--	--	1.46	0.69	-10	-7	
6/7/2010	1200	1200	1500	4.1	72	8.2	342.6	801	0.57	1.10	11	-13	
8/3/2010	4500	1100	1500	3.9	69	8.9	105.6	745	2.18	1.05	112	105	
11/11/2010	2000	1000	1000	2.3	67	6.3	54.88	740	1.45	2.32	176	190	
2/14/2011	2700	920	1000	2.9	55	8.0	191.4	713	0.94	1.20	198	76	
MW-8													
5/28/2009	ND<1000	280	830	12	130	9.0	124	923	2.22	1.38	146	68	
9/14/2009	480	1000	1300	7.7	260	6.2	407	1100	0.28	1.11	151	92	
11/13/2009	--	--	--	--	--	--	--	--	3.51	0.84	111	72	
2/5/2010	--	--	--	--	--	--	--	--	1.17	0.58	88	63	
6/7/2010	620	870	1200	6.1	81	8.3	350.3	791	0.72	1.27	22	35	
8/3/2010	1500	860	1300	6.8	85	8.9	218.5	733	3.03	0.90	88	101	
11/11/2010	430	810	1000	5.2	83	7.7	229.2	724	1.31	0.98	179	170	
2/14/2011	440	830	1400	5.8	75	8.0	267.0	694	2.81	3.44	197	188	
MW-9													
5/28/2009	--	--	--	--	--	--	--	--	--	--	--	--	

Table 2b
ADDITIONAL CURRENT ANALYTICAL RESULTS

Former 76 Station 0843

Date Sampled	Iron Ferrous (µg/l)	Manganese (dissolved) (µg/l)	Manganese (total) (µg/l)	Nitrogen as Nitrate (mg/l)	Sulfate (mg/l)	Dissolved Oxygen (Lab) (mg O/)	Redox Potential (ORP-Lab) (mV)	Specific Conductance (umhos)	Post-purge Dissolved Oxygen ()	Pre-purge Dissolved Oxygen ()	Pre-purge ORP ()	Post-purge ORP ()	Comments
9/14/2009	ND<1000	180	4700	5.0	68	7.3	204	580	3.58	4.16	236	171	
11/13/2009	--	--	--	--	--	--	--	--	5.06	4.22	81	105	
2/5/2010	--	--	--	--	--	--	--	--	0.93	1.25	102	102	
6/7/2010	280	200	1100	6.9	41	7.9	380.3	665	0.95	1.46	61	39	
8/3/2010	160	120	540	5.8	42	7.2	300.6	651	1.02	0.70	48	64	
11/11/2010	ND<500	180	1000	6.0	35	6.5	217.8	686	1.92	2.72	201	207	
2/14/2011	230	60	440	8.1	29	9.5	305.5	690	0.78	0.64	349	346	
MW-10													
5/28/2009	150	280	350	9.1	30	7.1	139	661	0.30	1.76	151	156	
9/14/2009	210	280	380	6.3	33	6.1	205	675	2.19	0.67	235	114	
11/13/2009	--	--	--	--	--	--	--	--	1.20	1.58	95	77	
2/5/2010	--	--	--	--	--	--	--	--	0.83	0.98	87	87	
6/7/2010	260	18	340	10	29	8.1	379.1	490	3.24	3.26	82	84	
8/3/2010	150	10	150	12	27	8.4	315.2	476	3.71	3.62	74	62	
11/11/2010	ND<100	9.2	160	13	28	7.6	175.6	529	3.07	4.23	190	207	
2/14/2011	160	43	45	13	30	9.2	326.6	560	2.25	3.77	342	355	
MW-11													
5/28/2009	--	--	--	--	--	--	--	--	0.22	0.80	1.56	147	
9/14/2009	310	570	740	0.73	37	6.7	192	780	0.81	0.82	224	49	
11/13/2009	--	--	--	--	--	--	--	--	0.35	1.52	53	23	
2/5/2010	--	--	--	--	--	--	--	--	1.33	1.56	280	126	
6/7/2010	310	280	980	1.5	20	7.0	501.3	737	0.70	1.31	97	44	
8/3/2010	100	440	730	3.3	20	6.9	317.6	727	0.54	1.21	12	-20	
11/11/2010	990	610	830	2.7	23	6.6	145.0	718	0.60	2.02	192	211	
2/14/2011	240	560	760	3.1	21	9.4	473.7	750	0.88	0.56	337	324	

ARCADIS

Attachment C

Laboratory Report and
Chain-of-Custody
Documentation



Date of Report: 05/29/2012

Kathy Brandt

Arcadis

1900 Powell Street 12th Floor
Emeryville, CA 94608

Project: 0843
BC Work Order: 1208837
Invoice ID: B122998

Enclosed are the results of analyses for samples received by the laboratory on 5/14/2012. If you have any questions concerning this report, please feel free to contact me.

Sincerely,

Contact Person: Molly Meyers
Client Service Rep

Authorized Signature

Certifications: CA ELAP #1186; NV #CA00014



Table of Contents

Sample Information

Chain of Custody and Cooler Receipt form.....	4
Laboratory / Client Sample Cross Reference.....	10

Sample Results

1208837-01 - MW-1-W-120514	
Volatile Organic Analysis (EPA Method 8260).....	14
Purgeable Aromatics and Total Petroleum Hydrocarbons.....	15
Water Analysis (General Chemistry).....	16
Water Analysis (Metals).....	17
1208837-02 - MW-1AR-W-120514	
Volatile Organic Analysis (EPA Method 8260).....	18
Purgeable Aromatics and Total Petroleum Hydrocarbons.....	19
Water Analysis (General Chemistry).....	20
Water Analysis (Metals).....	21
1208837-03 - MW-1BR-W-120514	
Volatile Organic Analysis (EPA Method 8260).....	22
Purgeable Aromatics and Total Petroleum Hydrocarbons.....	23
Water Analysis (General Chemistry).....	24
Water Analysis (Metals).....	25
1208837-04 - MW-3-W-120514	
Volatile Organic Analysis (EPA Method 8260).....	26
Purgeable Aromatics and Total Petroleum Hydrocarbons.....	27
Water Analysis (General Chemistry).....	28
1208837-05 - MW-4-W-120514	
Volatile Organic Analysis (EPA Method 8260).....	29
Purgeable Aromatics and Total Petroleum Hydrocarbons.....	30
Water Analysis (General Chemistry).....	31
1208837-06 - MW-5-W-120514	
Volatile Organic Analysis (EPA Method 8260).....	32
Purgeable Aromatics and Total Petroleum Hydrocarbons.....	33
Water Analysis (General Chemistry).....	34
Water Analysis (Metals).....	35
1208837-07 - MW-6-W-120514	
Volatile Organic Analysis (EPA Method 8260).....	36
Purgeable Aromatics and Total Petroleum Hydrocarbons.....	37
Water Analysis (General Chemistry).....	38
Water Analysis (Metals).....	39
1208837-08 - MW-7-W-120514	
Volatile Organic Analysis (EPA Method 8260).....	40
Purgeable Aromatics and Total Petroleum Hydrocarbons.....	41
Water Analysis (General Chemistry).....	42
Water Analysis (Metals).....	43
1208837-09 - MW-8-W-120514	
Volatile Organic Analysis (EPA Method 8260).....	44
Purgeable Aromatics and Total Petroleum Hydrocarbons.....	45
Water Analysis (General Chemistry).....	46
Water Analysis (Metals).....	47
1208837-10 - MW-9-W-120514	
Volatile Organic Analysis (EPA Method 8260).....	48
Purgeable Aromatics and Total Petroleum Hydrocarbons.....	49
Water Analysis (General Chemistry).....	50
Water Analysis (Metals).....	51
1208837-11 - MW-10-W-120514	
Volatile Organic Analysis (EPA Method 8260).....	52



Table of Contents


Purgeable Aromatics and Total Petroleum Hydrocarbons.....	53
Water Analysis (General Chemistry).....	54
Water Analysis (Metals).....	55
1208837-12 - MW-11-W-120514	
Volatile Organic Analysis (EPA Method 8260).....	56
Purgeable Aromatics and Total Petroleum Hydrocarbons.....	57
Water Analysis (General Chemistry).....	58
Water Analysis (Metals).....	59
Quality Control Reports	
Volatile Organic Analysis (EPA Method 8260)	
Method Blank Analysis.....	60
Laboratory Control Sample.....	61
Precision and Accuracy.....	62
Purgeable Aromatics and Total Petroleum Hydrocarbons	
Method Blank Analysis.....	63
Laboratory Control Sample.....	64
Precision and Accuracy.....	65
Water Analysis (General Chemistry)	
Method Blank Analysis.....	66
Laboratory Control Sample.....	67
Precision and Accuracy.....	68
Water Analysis (Metals)	
Method Blank Analysis.....	69
Laboratory Control Sample.....	70
Precision and Accuracy.....	71
Notes	
Notes and Definitions.....	72

CHAIN OF CUSTODY FORM

Union Oil Company of California ■ 6101 Bollinger Canyon Road ■ San Ramon, CA 94583

COC 1 of 2

1208837

Union Oil Site ID: <u>U843</u>				Union Oil Consultant: <u>ARCADIS</u>				ANALYSES REQUIRED											
Site Global ID: <u>T0600102263</u>				Consultant Contact: <u>KATHY BRANOFF</u>				Turnaround Time (TAT): Standard <input checked="" type="checkbox"/> 24 Hours <input type="checkbox"/> 48 Hours <input type="checkbox"/> 72 Hours <input type="checkbox"/> Special Instructions Notes / Comments											
Site Address: <u>1629 WEBSTER ST, ALAMEDA.</u>				Consultant Phone No.: <u>510-596-9675</u>															
Union Oil PM: <u>ROTA KAMBIN</u>				Sampling Company: <u>TRC</u>															
Union Oil PM Phone No.: <u>925-790-6290</u>				Sampled By (PRINT): <u>Dick RODRIGUEZ</u>															
Charge Code: <u>NWRB-0 351849 .0-LAB</u>				Sampler Signature: 				BTEX/MET/BOXY/S by EPA 8260B Ethanol by EPA 8260B TPH - G by <u>8015AB (CLC-12)</u> Specific Compounds by <u>8015AB (CLC-12)</u> SWAP by <u>8015AB (CLC-12)</u> Dissolved Cations by <u>8015AB (CLC-12)</u> Chloride by <u>8015AB (CLC-12)</u> Total Hardness by <u>8015AB (CLC-12)</u> Total Solids by <u>8015AB (CLC-12)</u>											
This is a LEGAL document. ALL fields must be filled out CORRECTLY and COMPLETELY.				BC Laboratories, Inc. Project Manager: Molly Meyers 4100 Atlas Court, Bakersfield, CA 93308 Phone No. 661-327-4911															
SAMPLE ID				Sample Time	# of Containers	ANALYSES REQUIRED													
Field Point Name	Matrix	DTW	Date (yy/mm/dd)			TPH - G by <u>8015AB (CLC-12)</u>	BTEX/MET/BOXY/S by EPA 8260B	Ethanol by EPA 8260B	TPH - G by <u>8015AB (CLC-12)</u>	Specific Compounds by <u>8015AB (CLC-12)</u>	SWAP by <u>8015AB (CLC-12)</u>	Dissolved Cations by <u>8015AB (CLC-12)</u>	Chloride by <u>8015AB (CLC-12)</u>	Total Hardness by <u>8015AB (CLC-12)</u>	Total Solids by <u>8015AB (CLC-12)</u>				
MW-1	W-S-A	-1	12/05/14	0800	12	X	X	X	X	X	X	X	X	X					
MW-1A	W-S-A	-2		0833	12	X	X	X	X	X	X	X	X	X					
MW-1B	W-S-A	-3		0918	12	X	X	X	X	X	X	X	X	X					
MW-3	W-S-A	-4		1025	9														
MW-4	W-S-A	-5		1103	9														
MW-5	W-S-A	-6		0815	9														
MW-6	W-S-A	-7		1148	9														
MW-7	W-S-A	-8		0910	12	X	X	X	X	X	X	X	X	X					
MW-8	W-S-A	-9		0945	12	X	X	X	X	X	X	X	X	X					
MW-9	W-S-A	-10		1025	12	X	X	X	X	X	X	X	X	X					
MW-10	W-S-A	-11		1100	12	X	X	X	X	X	X	X	X	X					
MW-11	W-S-A	-12		1150	12	X	X	X	X	X	X	X	X	X					
Relinquished By: <u>[Signature]</u> Company: <u>TRC</u> Date / Time: <u>5/14/12 1345</u>				Relinquished By: <u>Nancy Began</u> Company: <u>BC Lab</u> Date / Time: <u>5-14-12 1830</u>				Relinquished By: <u>Idell G</u> Company: <u>BC Lab</u> Date / Time: <u>5-14-12 2200</u>											
Received By: <u>Nancy Began</u> Company: <u>BC Labs</u> Date / Time: <u>5-14-12 1345</u>				Received By: <u>Idell G</u> Company: <u>BC Lab</u> Date / Time: <u>5-14-12 18:30</u>				Received By: <u>KOMU</u> Company: <u>BC Lab</u> Date / Time: <u>5-14-12 2200</u>											

The results in this report apply to the samples analyzed in accordance with the chain of custody document. This analytical report must be reproduced in its entirety. All results listed in this report are for the exclusive use of the submitting party. BC Laboratories, Inc. assumes no responsibility for report alteration, separation, detachment or third party interpretation. 4100 Atlas Court Bakersfield, CA 93308 (661) 327-4911 FAX (661) 327-1918 www.bclabs.com Page 4 of 72



M.M.

CHAIN OF CUSTODY FORM

Union Oil Company of California ■ 6101 Bollinger Canyon Road ■ San Ramon, CA 94583

COC 2 of 2

1208837

Union Oil Site ID: <u>0843</u>				Union Oil Consultant: <u>ARCADIS</u>				ANALYSES REQUIRED											
Site Global ID: <u>T0600102263</u>				Consultant Contact: <u>KATHY BRANDT</u>				TPH - Diesel by EPA 8015	TPH - G by GC/MS	BTX/MTBE/OXYS by EPA 8260B	Ethanol by EPA 8260B	EPA 8260B Full List with OXYS	Manganese by F196	Dissolved Chromium by 6010	Total Chromium by 6010	Turnaround Time (TAT):			
Site Address: <u>1629 WEBSTER ST, ALAMEDA</u>				Consultant Phone No.: <u>510-596-9675</u>												Standard <input checked="" type="checkbox"/> 24 Hours <input type="checkbox"/>	48 Hours <input type="checkbox"/> 72 Hours <input type="checkbox"/>		
Union Oil PM: <u>ROYA KAMBUI</u>				Sampling Company: <u>TRC</u>												Special Instructions			
Union Oil PM Phone No.: <u>925-790-6270</u>				Sampler Signature: <u>[Signature]</u>															
Charge Code: <u>NWRTB-0 351849-0-LAB</u>				Project Manager: <u>Molly Meyers</u> 4100 Atlas Court, Bakersfield, CA 93306 Phone No. 661-327-4911															
This is a LEGAL document. ALL fields must be filled out CORRECTLY and COMPLETELY.																			
SAMPLE ID				Sample Time	# of Containers	Notes / Comments													
Field Point Name	Matrix	DTW	Date (yyymmdd)																
<u>MW-5</u>	<u>W-S-A</u>	<u>-6</u>	<u>12/05/14</u>	<u>0815</u>	<u>2</u>														
<u>MW-6</u>	<u>W-S-A</u>	<u>-7</u>	<u>↓</u>	<u>1148</u>	<u>2</u>														
	<u>W-S-A</u>																		
	<u>W-S-A</u>																		
	<u>W-S-A</u>																		
	<u>W-S-A</u>																		
	<u>W-S-A</u>																		
	<u>W-S-A</u>																		
	<u>W-S-A</u>																		
	<u>W-S-A</u>																		
Relinquished By <u>[Signature]</u> Company <u>TRC</u> Date / Time: <u>5/14/12 1345</u>				Relinquished By <u>Mary Began</u> Company <u>Bclab</u> Date / Time: <u>5-14-12 18:30</u>				Relinquished By <u>[Signature]</u> Company <u>BCLAB</u> Date / Time: <u>5-14-12 22:00</u>											
Received By <u>Mary Began</u> Company <u>Bclab</u> Date / Time: <u>5-14-12 1345</u>				Received By <u>[Signature]</u> Company <u>BCLAB</u> Date / Time: <u>5-14-12 18:30</u>				Received By <u>KAMBUI</u> Company <u>Bclab</u> Date / Time: <u>5-14-12 2200</u>											

CHK BY [Signature] DISTRIBUTION [Signature] SUB-OUT

HOLDING TIME
DO, CP, BOD, MBAS, COT



BC LABORATORIES INC. SAMPLE RECEIPT FORM Rev. No. 12 06/24/08 Page 1 Of 4

Submission #: 1208837

SHIPPING INFORMATION
 Federal Express UPS Hand Delivery
 BC Lab Field Service Other (Specify) _____

SHIPPING CONTAINER
 Ice Chest None
 Box Other (Specify) _____

Refrigerant: Ice Blue Ice None Other Comments: _____

Custody Seals: Ice Chest Containers None Comments: _____
 Intact? Yes No Intact? Yes No

All samples received? Yes No All samples containers intact? Yes No Description(s) match COC? Yes No

COC Received YES NO
 Emissivity: 0.98 Container: P/PE Thermometer ID: 177
 Temperature: A 0.5 °C / C 0.6 °C
 Date/Time 5-14-12 2217
 Analyst Init JNW

SAMPLE CONTAINERS	SAMPLE NUMBERS									
	1	2	3	4	5	6	7	8	9	10
QT GENERAL MINERAL/ GENERAL PHYSICAL	B	B	B	B						
PT PE UNPRESERVED										
QT INORGANIC CHEMICAL METALS										
PT INORGANIC CHEMICAL METALS	C	C	C	C						
PT CYANIDE										
PT NITROGEN FORMS										
PT TOTAL SULFIDE										
2oz. NITRATE / NITRITE										
PT TOTAL ORGANIC CARBON	D	D	D	D						
PT TOX										
PT CHEMICAL OXYGEN DEMAND										
1A PHENOLICS										
40ml VOA VIAL TRAVEL BLANK										
40ml VOA VIAL										
QT EPA 413.1, 413.2, 418.1										
PT ODOR										
RADIOLOGICAL										
BACTERIOLOGICAL										
40 ml VOA VIAL- 504										
QT EPA 508/608/8080										
QT EPA 515.1/8150										
QT EPA 525										
QT EPA 525 TRAVEL BLANK										
100ml EPA 547										
100ml EPA 531.1										
QT EPA 548										
QT EPA 549										
QT EPA 632										
QT EPA 8015M										
QT AMBER	FG	FG	FG	FG						
8 OZ. JAR										
32 OZ. JAR										
SOIL SLEEVE										
PCB VIAL										
PLASTIC BAG										
FERROUS IRON	E	E	E	E						
ENCORE										

Comments: _____

Sample Numbering Completed By: K/Q Date/Time: 5/14/12

A = Actual / C = Corrected

2320

[H:\DOCS\WP60\LAB_DOCS\FORMS\SAMREC2.WPD]



BC LABORATORIES INC. SAMPLE RECEIPT FORM Rev. No. 12 06/24/08 Page 2 of 4

Submission #: 1208837

SHIPPING INFORMATION
 Federal Express UPS Hand Delivery
 BC Lab Field Service Other (Specify) _____

SHIPPING CONTAINER
 Ice Chest None
 Box Other (Specify) _____

Refrigerant: Ice Blue Ice None Other Comments: _____

Custody Seals Ice Chest Containers None Comments: _____
 Intact? Yes No Intact? Yes No

All samples received? Yes No All samples containers intact? Yes No Description(s) match COC? Yes No

COC Received YES NO
 Emissivity: 0.98 Container: 24PE Thermometer ID: 177
 Temperature: A 0.5 °C / C 0.10 °C
 Date/Time 5-14-12 2217
 Analyst Init JNW

SAMPLE CONTAINERS	SAMPLE NUMBERS									
	4	5	7	8	5	6	7	8	9	10
QT GENERAL MINERAL/ GENERAL PHYSICAL	B	B	BC	B						
PT PE UNPRESERVED										
QT INORGANIC CHEMICAL METALS										
PT INORGANIC CHEMICAL METALS			D	C						
PT CYANIDE										
PT NITROGEN FORMS										
PT TOTAL SULFIDE										
2oz. NITRATE /NITRITE										
PT TOTAL ORGANIC CARBON				D						
PT TOX										
PT CHEMICAL OXYGEN DEMAND										
PIA PHENOLICS										
40ml VOA VIAL TRAVEL BLANK										
40ml VOA VIAL	A 16	A 16	A 16	A 16						
QT EPA 413.1, 413.2, 418.1										
PT ODOR										
RADIOLOGICAL										
BACTERIOLOGICAL										
40 ml VOA VIAL- 504										
QT EPA 508/608/8080										
QT EPA 515.1/8150										
QT EPA 525										
QT EPA 525 TRAVEL BLANK										
100ml EPA 547										
100ml EPA 531.1										
QT EPA 548										
QT EPA 549										
QT EPA 632										
QT EPA 8015M										
QT AMBER	CD	CD	EF	FG						
8 OZ. JAR										
32 OZ. JAR										
SOIL SLEEVE										
PCB VIAL										
PLASTIC BAG										
FERROUS IRON										
ENCORE										

Comments: _____

Sample Numbering Completed By: KIQ Date/Time: 5/14/12
 A = Actual / C = Corrected 2320

[H:\DOCS\WP\00\LAB_DOCS\FORMS\SAMREC2.WPD]



BC LABORATORIES INC. SAMPLE RECEIPT FORM Rev. No. 12 06/24/08 Page 3 Of 4

Submission #: 1208837

SHIPPING INFORMATION
 Federal Express UPS Hand Delivery
 BC Lab Field Service Other (Specify) _____

SHIPPING CONTAINER
 Ice Chest None
 Box Other (Specify) _____

Refrigerant: Ice Blue Ice None Other Comments: _____

Custody Seals Ice Chest Containers None Comments: _____
 Intact? Yes No Intact? Yes No

All samples received? Yes No All samples containers intact? Yes No Description(s) match COC? Yes No

COC Received YES NO
 Emissivity: 0.98 Container: Otype Thermometer ID: 177
 Temperature: A 1.1 °C / C 1.2 °C
 Date/Time 5-14-12 2217
 Analyst Init JNW

SAMPLE CONTAINERS	SAMPLE NUMBERS									
	1	2	3	4	5	6	7	8	9	10
QT GENERAL MINERAL/ GENERAL PHYSICAL	BC	B								
PT PE UNPRESERVED										
QT INORGANIC CHEMICAL METALS										
PT INORGANIC CHEMICAL METALS	D	C								
PT CYANIDE										
PT NITROGEN FORMS										
PT TOTAL SULFIDE										
2oz. NITRATE / NITRITE										
PT TOTAL ORGANIC CARBON		D								
PT TOX										
PT CHEMICAL OXYGEN DEMAND										
PIA PHENOLICS										
40ml VOA VIAL TRAVEL BLANK										
40ml VOA VIAL	A	A (6)								
QT EPA 413.1, 413.2, 418.1										
PT ODOR										
RADIOLOGICAL										
BACTERIOLOGICAL										
40 ml VOA VIAL- 504										
QT EPA 508/608/8080										
QT EPA 515.1/8150										
QT EPA 525										
QT EPA 525 TRAVEL BLANK										
100ml EPA 547										
100ml EPA 531.1										
QT EPA 548										
QT EPA 549										
QT EPA 632										
QT EPA 8015M										
QT AMBER	E	F								
8 OZ. JAR										
32 OZ. JAR										
SOIL SLEEVE										
PCB VIAL										
PLASTIC BAG										
FERROUS IRON		E								
ENCORE										

Comments: _____

Sample Numbering Completed By: KIP Date/Time: 5-14-12
 A = Actual / C = Corrected 2320

[H:\DOCS\WP80\LAB_DOCS\FORMS\SAMREC2.WPD]



BC LABORATORIES INC. SAMPLE RECEIPT FORM Rev. No. 12 06/24/08 Page 4 of 4

Submission #: 1208837

SHIPPING INFORMATION
 Federal Express UPS Hand Delivery
 BC Lab Field Service Other (Specify) _____

SHIPPING CONTAINER
 Ice Chest None
 Box Other (Specify) _____

Refrigerant: Ice Blue Ice None Other Comments: _____

Custody Seals Ice Chest Containers None Comments: _____
 Intact? Yes No Intact? Yes No

All samples received? Yes No All samples containers intact? Yes No Description(s) match COC? Yes No

COC Received YES NO
 Emissivity: 0.98 Container: GPC Thermometer ID: 177
 Temperature: A 0.9 °C / C 1.0 °C
 Date/Time 5-14-12 2217
 Analyst Init JNW

SAMPLE CONTAINERS	SAMPLE NUMBERS									
	1	2	3	10	11	12	7	8	9	10
QT GENERAL MINERAL/ GENERAL PHYSICAL				B	B	B				
PT PE UNPRESERVED										
QT INORGANIC CHEMICAL METALS										
PT INORGANIC CHEMICAL METALS					C	C				
PT CYANIDE										
PT NITROGEN FORMS										
PT TOTAL SULFIDE										
2oz. NITRATE / NITRITE										
PT TOTAL ORGANIC CARBON					D	D				
PT TOX										
PT CHEMICAL OXYGEN DEMAND										
1A PHENOLICS										
40ml VOA VIAL TRAVEL BLANK										
40ml VOA VIAL	A	A	A	A	A	A				
QT EPA 413.1, 413.2, 418.1										
PT ODOR										
RADIOLOGICAL										
BACTERIOLOGICAL										
40 ml VOA VIAL- 504										
QT EPA 508/608/8080										
QT EPA 515.1/8150										
QT EPA 525										
QT EPA 525 TRAVEL BLANK										
100ml EPA 547										
100ml EPA 531.1										
QT EPA 548										
QT EPA 549										
QT EPA 632										
QT EPA 8015M										
QT AMBER					FG	EG				
8 OZ. JAR										
32 OZ. JAR										
SOIL SLEEVE										
PCB VIAL										
PLASTIC BAG										
FERROUS IRON					E	E				
ENCORE										

Comments: _____
 Sample Numbering Completed By: KID Date/Time: 5-14-12
 A = Actual / C = Corrected 8320 [H:\DOCS\WP8\LAB_DOCS\FORMS\SAMREC2.WPD]



Arcadis
1900 Powell Street 12th Floor
Emeryville, CA 94608

Reported: 05/29/2012 16:15
Project: 0843
Project Number: 351849
Project Manager: Kathy Brandt

Laboratory / Client Sample Cross Reference

Laboratory	Client Sample Information
------------	---------------------------

1208837-01	COC Number: --- Project Number: 0843 Sampling Location: --- Sampling Point: MW-1-W-120514 Sampled By: TRCI	Receive Date: 05/14/2012 22:00 Sampling Date: 05/14/2012 08:00 Sample Depth: --- Lab Matrix: Water Sample Type: Water Metal Analysis: 2-Lab Filtered and Acidified Delivery Work Order: Global ID: T0600102263 Location ID (FieldPoint): MW-1 Matrix: W Sample QC Type (SACode): CS Cooler ID:
-------------------	---	--

1208837-02	COC Number: --- Project Number: 0843 Sampling Location: --- Sampling Point: MW-1AR-W-120514 Sampled By: TRCI	Receive Date: 05/14/2012 22:00 Sampling Date: 05/14/2012 08:33 Sample Depth: --- Lab Matrix: Water Sample Type: Water Metal Analysis: 2-Lab Filtered and Acidified Delivery Work Order: Global ID: T0600102263 Location ID (FieldPoint): MW-1AR Matrix: W Sample QC Type (SACode): CS Cooler ID:
-------------------	---	--

1208837-03	COC Number: --- Project Number: 0843 Sampling Location: --- Sampling Point: MW-1BR-W-120514 Sampled By: TRCI	Receive Date: 05/14/2012 22:00 Sampling Date: 05/14/2012 09:18 Sample Depth: --- Lab Matrix: Water Sample Type: Water Metal Analysis: 2-Lab Filtered and Acidified Delivery Work Order: Global ID: T0600102263 Location ID (FieldPoint): MW-1BR Matrix: W Sample QC Type (SACode): CS Cooler ID:
-------------------	---	--

The results in this report apply to the samples analyzed in accordance with the chain of custody document. This analytical report must be reproduced in its entirety.
All results listed in this report are for the exclusive use of the submitting party. BC Laboratories, Inc. assumes no responsibility for report alteration, separation, detachment or third party interpretation.



Arcadis
1900 Powell Street 12th Floor
Emeryville, CA 94608

Reported: 05/29/2012 16:15
Project: 0843
Project Number: 351849
Project Manager: Kathy Brandt

Laboratory / Client Sample Cross Reference

Laboratory	Client Sample Information
------------	---------------------------

1208837-04	COC Number: --- Project Number: 0843 Sampling Location: --- Sampling Point: MW-3-W-120514 Sampled By: TRCI	Receive Date: 05/14/2012 22:00 Sampling Date: 05/14/2012 10:25 Sample Depth: --- Lab Matrix: Water Sample Type: Water Delivery Work Order: Global ID: T0600102263 Location ID (FieldPoint): MW-3 Matrix: W Sample QC Type (SACode): CS Cooler ID:
-------------------	---	--

1208837-05	COC Number: --- Project Number: 0843 Sampling Location: --- Sampling Point: MW-4-W-120514 Sampled By: TRCI	Receive Date: 05/14/2012 22:00 Sampling Date: 05/14/2012 11:03 Sample Depth: --- Lab Matrix: Water Sample Type: Water Delivery Work Order: Global ID: T0600102263 Location ID (FieldPoint): MW-4 Matrix: W Sample QC Type (SACode): CS Cooler ID:
-------------------	---	--

1208837-06	COC Number: --- Project Number: 0843 Sampling Location: --- Sampling Point: MW-5-W-120514 Sampled By: TRCI	Receive Date: 05/14/2012 22:00 Sampling Date: 05/14/2012 08:15 Sample Depth: --- Lab Matrix: Water Sample Type: Water Metal Analysis: 2-Lab Filtered and Acidified Delivery Work Order: Global ID: T0600102263 Location ID (FieldPoint): MW-5 Matrix: W Sample QC Type (SACode): CS Cooler ID:
-------------------	---	--



Arcadis
1900 Powell Street 12th Floor
Emeryville, CA 94608

Reported: 05/29/2012 16:15
Project: 0843
Project Number: 351849
Project Manager: Kathy Brandt

Laboratory / Client Sample Cross Reference

Laboratory	Client Sample Information
------------	---------------------------

1208837-07	COC Number: --- Project Number: 0843 Sampling Location: --- Sampling Point: MW-6-W-120514 Sampled By: TRCI	Receive Date: 05/14/2012 22:00 Sampling Date: 05/14/2012 11:48 Sample Depth: --- Lab Matrix: Water Sample Type: Water Metal Analysis: 2-Lab Filtered and Acidified Delivery Work Order: Global ID: T0600102263 Location ID (FieldPoint): MW-6 Matrix: W Sample QC Type (SACode): CS Cooler ID:
-------------------	---	--

1208837-08	COC Number: --- Project Number: 0843 Sampling Location: --- Sampling Point: MW-7-W-120514 Sampled By: TRCI	Receive Date: 05/14/2012 22:00 Sampling Date: 05/14/2012 09:10 Sample Depth: --- Lab Matrix: Water Sample Type: Water Metal Analysis: 2-Lab Filtered and Acidified Delivery Work Order: Global ID: T0600102263 Location ID (FieldPoint): MW-7 Matrix: W Sample QC Type (SACode): CS Cooler ID:
-------------------	---	--

1208837-09	COC Number: --- Project Number: 0843 Sampling Location: --- Sampling Point: MW-8-W-120514 Sampled By: TRCI	Receive Date: 05/14/2012 22:00 Sampling Date: 05/14/2012 09:45 Sample Depth: --- Lab Matrix: Water Sample Type: Water Metal Analysis: 2-Lab Filtered and Acidified Delivery Work Order: Global ID: T0600102263 Location ID (FieldPoint): MW-8 Matrix: W Sample QC Type (SACode): CS Cooler ID:
-------------------	---	--



Arcadis
1900 Powell Street 12th Floor
Emeryville, CA 94608

Reported: 05/29/2012 16:15
Project: 0843
Project Number: 351849
Project Manager: Kathy Brandt

Laboratory / Client Sample Cross Reference

Laboratory	Client Sample Information
------------	---------------------------

1208837-10	COC Number: --- Project Number: 0843 Sampling Location: --- Sampling Point: MW-9-W-120514 Sampled By: TRCI	Receive Date: 05/14/2012 22:00 Sampling Date: 05/14/2012 10:25 Sample Depth: --- Lab Matrix: Water Sample Type: Water Metal Analysis: 2-Lab Filtered and Acidified Delivery Work Order: Global ID: T0600102263 Location ID (FieldPoint): MW-9 Matrix: W Sample QC Type (SACode): CS Cooler ID:
-------------------	---	--

1208837-11	COC Number: --- Project Number: 0843 Sampling Location: --- Sampling Point: MW-10-W-120514 Sampled By: TRCI	Receive Date: 05/14/2012 22:00 Sampling Date: 05/14/2012 11:00 Sample Depth: --- Lab Matrix: Water Sample Type: Water Metal Analysis: 2-Lab Filtered and Acidified Delivery Work Order: Global ID: T0600102263 Location ID (FieldPoint): MW-10 Matrix: W Sample QC Type (SACode): CS Cooler ID:
-------------------	--	---

1208837-12	COC Number: --- Project Number: 0843 Sampling Location: --- Sampling Point: MW-11-W-120514 Sampled By: TRCI	Receive Date: 05/14/2012 22:00 Sampling Date: 05/14/2012 11:50 Sample Depth: --- Lab Matrix: Water Sample Type: Water Metal Analysis: 2-Lab Filtered and Acidified Delivery Work Order: Global ID: T0600102263 Location ID (FieldPoint): MW-11 Matrix: W Sample QC Type (SACode): CS Cooler ID:
-------------------	--	---

The results in this report apply to the samples analyzed in accordance with the chain of custody document. This analytical report must be reproduced in its entirety.
All results listed in this report are for the exclusive use of the submitting party. BC Laboratories, Inc. assumes no responsibility for report alteration, separation, detachment or third party interpretation.



Arcadis
1900 Powell Street 12th Floor
Emeryville, CA 94608

Reported: 05/29/2012 16:15
Project: 0843
Project Number: 351849
Project Manager: Kathy Brandt

Volatile Organic Analysis (EPA Method 8260)

BCL Sample ID: 1208837-01	Client Sample Name: 0843, MW-1-W-120514, 5/14/2012 8:00:00AM
----------------------------------	---

Constituent	Result	Units	PQL	Method	MB Bias	Lab Quals	Run #
Benzene	ND	ug/L	0.50	EPA-8260	ND		1
1,2-Dibromoethane	ND	ug/L	0.50	EPA-8260	ND		1
1,2-Dichloroethane	ND	ug/L	0.50	EPA-8260	ND		1
Ethylbenzene	ND	ug/L	0.50	EPA-8260	ND		1
Methyl t-butyl ether	800	ug/L	10	EPA-8260	ND	A01	2
Toluene	ND	ug/L	0.50	EPA-8260	ND		1
Total Xylenes	ND	ug/L	1.0	EPA-8260	ND		1
t-Amyl Methyl ether	0.75	ug/L	0.50	EPA-8260	ND		1
t-Butyl alcohol	220	ug/L	10	EPA-8260	ND		1
Diisopropyl ether	ND	ug/L	0.50	EPA-8260	ND		1
Ethanol	ND	ug/L	250	EPA-8260	ND		1
Ethyl t-butyl ether	ND	ug/L	0.50	EPA-8260	ND		1
1,2-Dichloroethane-d4 (Surrogate)	104	%	76 - 114 (LCL - UCL)	EPA-8260			1
1,2-Dichloroethane-d4 (Surrogate)	101	%	76 - 114 (LCL - UCL)	EPA-8260			2
Toluene-d8 (Surrogate)	90.2	%	88 - 110 (LCL - UCL)	EPA-8260			1
Toluene-d8 (Surrogate)	94.2	%	88 - 110 (LCL - UCL)	EPA-8260			2
4-Bromofluorobenzene (Surrogate)	91.7	%	86 - 115 (LCL - UCL)	EPA-8260			1
4-Bromofluorobenzene (Surrogate)	91.0	%	86 - 115 (LCL - UCL)	EPA-8260			2

Run #	Method	Prep Date	Run Date/Time	Analyst	Instrument	Dilution	QC Batch ID
1	EPA-8260	05/15/12	05/15/12 16:48	JMC	MS-V12	1	BVE1264
2	EPA-8260	05/15/12	05/16/12 14:41	JMC	MS-V12	20	BVE1264



Arcadis
1900 Powell Street 12th Floor
Emeryville, CA 94608

Reported: 05/29/2012 16:15
Project: 0843
Project Number: 351849
Project Manager: Kathy Brandt

Purgeable Aromatics and Total Petroleum Hydrocarbons

BCL Sample ID: 1208837-01	Client Sample Name: 0843, MW-1-W-120514, 5/14/2012 8:00:00AM
----------------------------------	---

Constituent	Result	Units	PQL	Method	MB Bias	Lab Quals	Run #
Gasoline Range Organics (C6 - C12)	ND	ug/L	50	EPA-8015B	ND		1
a,a,a-Trifluorotoluene (FID Surrogate)	78.0	%	70 - 130 (LCL - UCL)	EPA-8015B			1

Run #	Method	Prep Date	Run Date/Time	Analyst	Instrument	Dilution	QC Batch ID
1	EPA-8015B	05/14/12	05/16/12 12:18	jjh	GC-V4	1	BVE1211

The results in this report apply to the samples analyzed in accordance with the chain of custody document. This analytical report must be reproduced in its entirety.
All results listed in this report are for the exclusive use of the submitting party. BC Laboratories, Inc. assumes no responsibility for report alteration, separation, detachment or third party interpretation.



Arcadis
1900 Powell Street 12th Floor
Emeryville, CA 94608

Reported: 05/29/2012 16:15
Project: 0843
Project Number: 351849
Project Manager: Kathy Brandt

Water Analysis (General Chemistry)

BCL Sample ID: 1208837-01	Client Sample Name: 0843, MW-1-W-120514, 5/14/2012 8:00:00AM
----------------------------------	---

Constituent	Result	Units	PQL	Method	MB Bias	Lab Quals	Run #
Nitrate as NO3	19	mg/L	0.44	EPA-300.0	ND		1
Sulfate	28	mg/L	1.0	EPA-300.0	ND		1
Electrical Conductivity @ 25 C	493	umhos/cm	1.00	EPA-120.1			2
Iron (II) Species	ND	ug/L	200	SM-3500-FeD	ND	A10	3
Non-Volatile Organic Carbon	1.6	mg/L	0.30	EPA-415.1	ND		4
Dissolved Oxygen	7.9	mg O/L	0.50	SM-4500OG		S05	5
Oxidation Reduction Potential (Eobs_Ag/AgCl)	275.5	mV	-1000	ASTM-D1498			6

Run #	Method	Prep Date	Run Date/Time	Analyst	Instrument	Dilution	QC Batch ID
1	EPA-300.0	05/14/12	05/14/12 23:40	AKB	IC1	1	BVE1192
2	EPA-120.1	05/15/12	05/15/12 16:12	RML	MET-1	1	BVE1219
3	SM-3500-FeD	05/15/12	05/15/12 07:30	MSA	SPEC05	2	BVE2064
4	EPA-415.1	05/18/12	05/19/12 00:23	CDR	TOC2	1	BVE1210
5	SM-4500OG	05/15/12	05/15/12 09:20	FBV	YSI-57	1	BVE1391
6	ASTM-D1498	05/15/12	05/15/12 10:58	RML	MET-1	1	BVE1221

The results in this report apply to the samples analyzed in accordance with the chain of custody document. This analytical report must be reproduced in its entirety. All results listed in this report are for the exclusive use of the submitting party. BC Laboratories, Inc. assumes no responsibility for report alteration, separation, detachment or third party interpretation.



Arcadis
1900 Powell Street 12th Floor
Emeryville, CA 94608

Reported: 05/29/2012 16:15
Project: 0843
Project Number: 351849
Project Manager: Kathy Brandt

Water Analysis (Metals)

BCL Sample ID: 1208837-01	Client Sample Name: 0843, MW-1-W-120514, 5/14/2012 8:00:00AM						
Constituent	Result	Units	PQL	Method	MB Bias	Lab Quals	Run #
Hexavalent Chromium	2.1	ug/L	2.0	EPA-7196	ND		1
Dissolved Chromium	ND	ug/L	10	EPA-6010B	ND		2
Dissolved Manganese	ND	ug/L	1.0	EPA-200.8	ND		3
Dissolved Vanadium	ND	ug/L	3.0	EPA-200.8	ND		3
Total Chromium	60	ug/L	10	EPA-6010B	ND		4
Total Recoverable Manganese	460	ug/L	1.0	EPA-200.8	ND		5
Total Recoverable Vanadium	38	ug/L	3.0	EPA-200.8	ND		5

Run #	Method	Prep Date	Run Date/Time	Analyst	Instrument	Dilution	QC Batch ID
1	EPA-7196	05/15/12	05/15/12 00:08	TDC	KONE-1	1	BVE1237
2	EPA-6010B	05/15/12	05/16/12 15:04	ARD	PE-OP1	1	BVE1206
3	EPA-200.8	05/15/12	05/21/12 16:58	SRM	PE-EL2	1	BVE1496
4	EPA-6010B	05/18/12	05/21/12 10:33	ARD	PE-OP1	1	BVE1522
5	EPA-200.8	05/16/12	05/18/12 11:35	SRM	PE-EL2	1	BVE1315



Arcadis
1900 Powell Street 12th Floor
Emeryville, CA 94608

Reported: 05/29/2012 16:15
Project: 0843
Project Number: 351849
Project Manager: Kathy Brandt

Volatile Organic Analysis (EPA Method 8260)

BCL Sample ID: 1208837-02	Client Sample Name: 0843, MW-1AR-W-120514, 5/14/2012 8:33:00AM
----------------------------------	---

Constituent	Result	Units	PQL	Method	MB Bias	Lab Quals	Run #
Benzene	ND	ug/L	0.50	EPA-8260	ND		1
1,2-Dibromoethane	ND	ug/L	0.50	EPA-8260	ND		1
1,2-Dichloroethane	ND	ug/L	0.50	EPA-8260	ND		1
Ethylbenzene	ND	ug/L	0.50	EPA-8260	ND		1
Methyl t-butyl ether	13	ug/L	0.50	EPA-8260	ND		1
Toluene	ND	ug/L	0.50	EPA-8260	ND		1
Total Xylenes	ND	ug/L	1.0	EPA-8260	ND		1
t-Amyl Methyl ether	ND	ug/L	0.50	EPA-8260	ND		1
t-Butyl alcohol	ND	ug/L	10	EPA-8260	ND		1
Diisopropyl ether	ND	ug/L	0.50	EPA-8260	ND		1
Ethanol	ND	ug/L	250	EPA-8260	ND		1
Ethyl t-butyl ether	ND	ug/L	0.50	EPA-8260	ND		1
1,2-Dichloroethane-d4 (Surrogate)	112	%	76 - 114 (LCL - UCL)	EPA-8260			1
Toluene-d8 (Surrogate)	101	%	88 - 110 (LCL - UCL)	EPA-8260			1
4-Bromofluorobenzene (Surrogate)	91.9	%	86 - 115 (LCL - UCL)	EPA-8260			1

Run #	Method	Prep Date	Run Date/Time	Analyst	Instrument	Dilution	QC Batch ID
1	EPA-8260	05/15/12	05/15/12 16:31	JMC	MS-V12	1	BVE1264



Arcadis
1900 Powell Street 12th Floor
Emeryville, CA 94608

Reported: 05/29/2012 16:15
Project: 0843
Project Number: 351849
Project Manager: Kathy Brandt

Purgeable Aromatics and Total Petroleum Hydrocarbons

BCL Sample ID: 1208837-02	Client Sample Name: 0843, MW-1AR-W-120514, 5/14/2012 8:33:00AM
----------------------------------	---

Constituent	Result	Units	PQL	Method	MB Bias	Lab Quals	Run #
Gasoline Range Organics (C6 - C12)	ND	ug/L	50	EPA-8015B	ND		1
a,a,a-Trifluorotoluene (FID Surrogate)	79.0	%	70 - 130 (LCL - UCL)	EPA-8015B			1

Run #	Method	Prep Date	Run Date/Time	Analyst	Instrument	Dilution	QC Batch ID
1	EPA-8015B	05/14/12	05/16/12 12:40	jjh	GC-V4	1	BVE1211



Arcadis
1900 Powell Street 12th Floor
Emeryville, CA 94608

Reported: 05/29/2012 16:15
Project: 0843
Project Number: 351849
Project Manager: Kathy Brandt

Water Analysis (General Chemistry)

BCL Sample ID: 1208837-02	Client Sample Name: 0843, MW-1AR-W-120514, 5/14/2012 8:33:00AM
----------------------------------	---

Constituent	Result	Units	PQL	Method	MB Bias	Lab Quals	Run #
Nitrate as NO3	23	mg/L	0.44	EPA-300.0	ND		1
Sulfate	33	mg/L	1.0	EPA-300.0	ND		1
Electrical Conductivity @ 25 C	474	umhos/cm	1.00	EPA-120.1			2
Iron (II) Species	ND	ug/L	100	SM-3500-FeD	ND		3
Non-Volatile Organic Carbon	1.5	mg/L	0.30	EPA-415.1	ND		4
Dissolved Oxygen	5.6	mg O/L	0.50	SM-4500OG		S05	5
Oxidation Reduction Potential (Eobs_Ag/AgCl)	286.0	mV	-1000	ASTM-D1498			6

Run #	Method	Prep Date	Run Date/Time	Analyst	Instrument	Dilution	QC Batch ID
1	EPA-300.0	05/14/12	05/15/12 00:34	LD1	IC1	1	BVE1192
2	EPA-120.1	05/15/12	05/15/12 16:38	RML	MET-1	1	BVE1219
3	SM-3500-FeD	05/15/12	05/15/12 07:30	MSA	SPEC05	1	BVE2064
4	EPA-415.1	05/18/12	05/19/12 00:36	CDR	TOC2	1	BVE1210
5	SM-4500OG	05/15/12	05/15/12 09:20	FBV	YSI-57	1	BVE1391
6	ASTM-D1498	05/15/12	05/15/12 11:02	RML	MET-1	1	BVE1221

The results in this report apply to the samples analyzed in accordance with the chain of custody document. This analytical report must be reproduced in its entirety. All results listed in this report are for the exclusive use of the submitting party. BC Laboratories, Inc. assumes no responsibility for report alteration, separation, detachment or third party interpretation.



Arcadis
1900 Powell Street 12th Floor
Emeryville, CA 94608

Reported: 05/29/2012 16:15
Project: 0843
Project Number: 351849
Project Manager: Kathy Brandt

Water Analysis (Metals)

BCL Sample ID: 1208837-02	Client Sample Name: 0843, MW-1AR-W-120514, 5/14/2012 8:33:00AM						
Constituent	Result	Units	PQL	Method	MB Bias	Lab Quals	Run #
Hexavalent Chromium	ND	ug/L	2.0	EPA-7196	ND		1
Dissolved Chromium	ND	ug/L	10	EPA-6010B	ND		2
Dissolved Manganese	62	ug/L	1.0	EPA-200.8	ND		3
Dissolved Vanadium	ND	ug/L	3.0	EPA-200.8	ND		3
Total Chromium	16	ug/L	10	EPA-6010B	ND		4
Total Recoverable Manganese	260	ug/L	1.0	EPA-200.8	ND		5
Total Recoverable Vanadium	8.0	ug/L	3.0	EPA-200.8	ND		5

Run #	Method	Prep Date	Run Date/Time	Analyst	Instrument	Dilution	QC Batch ID
1	EPA-7196	05/15/12	05/15/12 00:08	TDC	KONE-1	1	BVE1237
2	EPA-6010B	05/15/12	05/16/12 15:05	ARD	PE-OP1	1	BVE1206
3	EPA-200.8	05/15/12	05/21/12 17:01	SRM	PE-EL2	1	BVE1496
4	EPA-6010B	05/18/12	05/21/12 10:34	ARD	PE-OP1	1	BVE1522
5	EPA-200.8	05/16/12	05/18/12 11:38	SRM	PE-EL2	1	BVE1315



Arcadis
1900 Powell Street 12th Floor
Emeryville, CA 94608

Reported: 05/29/2012 16:15
Project: 0843
Project Number: 351849
Project Manager: Kathy Brandt

Volatile Organic Analysis (EPA Method 8260)

BCL Sample ID: 1208837-03	Client Sample Name: 0843, MW-1BR-W-120514, 5/14/2012 9:18:00AM
----------------------------------	---

Constituent	Result	Units	PQL	Method	MB Bias	Lab Quals	Run #
Benzene	ND	ug/L	0.50	EPA-8260	ND		1
1,2-Dibromoethane	ND	ug/L	0.50	EPA-8260	ND		1
1,2-Dichloroethane	ND	ug/L	0.50	EPA-8260	ND		1
Ethylbenzene	ND	ug/L	0.50	EPA-8260	ND		1
Methyl t-butyl ether	23	ug/L	0.50	EPA-8260	ND		1
Toluene	ND	ug/L	0.50	EPA-8260	ND		1
Total Xylenes	ND	ug/L	1.0	EPA-8260	ND		1
t-Amyl Methyl ether	ND	ug/L	0.50	EPA-8260	ND		1
t-Butyl alcohol	ND	ug/L	10	EPA-8260	ND		1
Diisopropyl ether	ND	ug/L	0.50	EPA-8260	ND		1
Ethanol	ND	ug/L	250	EPA-8260	ND		1
Ethyl t-butyl ether	ND	ug/L	0.50	EPA-8260	ND		1
1,2-Dichloroethane-d4 (Surrogate)	112	%	76 - 114 (LCL - UCL)	EPA-8260			1
Toluene-d8 (Surrogate)	106	%	88 - 110 (LCL - UCL)	EPA-8260			1
4-Bromofluorobenzene (Surrogate)	93.1	%	86 - 115 (LCL - UCL)	EPA-8260			1

Run #	Method	Prep Date	Run Date/Time	Analyst	Instrument	Dilution	QC Batch ID
1	EPA-8260	05/15/12	05/15/12 16:13	JMC	MS-V12	1	BVE1264



Arcadis
1900 Powell Street 12th Floor
Emeryville, CA 94608

Reported: 05/29/2012 16:15
Project: 0843
Project Number: 351849
Project Manager: Kathy Brandt

Purgeable Aromatics and Total Petroleum Hydrocarbons

BCL Sample ID: 1208837-03	Client Sample Name: 0843, MW-1BR-W-120514, 5/14/2012 9:18:00AM
----------------------------------	---

Constituent	Result	Units	PQL	Method	MB Bias	Lab Quals	Run #
Gasoline Range Organics (C6 - C12)	ND	ug/L	50	EPA-8015B	ND		1
a,a,a-Trifluorotoluene (FID Surrogate)	75.7	%	70 - 130 (LCL - UCL)	EPA-8015B			1

Run #	Method	Prep Date	Run Date/Time	Analyst	Instrument	Dilution	QC Batch ID
1	EPA-8015B	05/14/12	05/16/12 13:02	jjh	GC-V4	1	BVE1211



Arcadis
1900 Powell Street 12th Floor
Emeryville, CA 94608

Reported: 05/29/2012 16:15
Project: 0843
Project Number: 351849
Project Manager: Kathy Brandt

Water Analysis (General Chemistry)

BCL Sample ID: 1208837-03	Client Sample Name: 0843, MW-1BR-W-120514, 5/14/2012 9:18:00AM
----------------------------------	---

Constituent	Result	Units	PQL	Method	MB Bias	Lab Quals	Run #
Nitrate as NO3	24	mg/L	0.44	EPA-300.0	ND		1
Sulfate	24	mg/L	1.0	EPA-300.0	ND		1
Electrical Conductivity @ 25 C	443	umhos/cm	1.00	EPA-120.1			2
Iron (II) Species	ND	ug/L	100	SM-3500-FeD	ND		3
Non-Volatile Organic Carbon	1.3	mg/L	0.30	EPA-415.1	ND		4
Dissolved Oxygen	4.2	mg O/L	0.50	SM-4500OG		S05	5
Oxidation Reduction Potential (Eobs_Ag/AgCl)	287.0	mV	-1000	ASTM-D1498			6

Run #	Method	Prep Date	Run Date/Time	Analyst	Instrument	Dilution	QC Batch ID
1	EPA-300.0	05/14/12	05/15/12 00:47	LD1	IC1	1	BVE1192
2	EPA-120.1	05/15/12	05/15/12 16:43	RML	MET-1	1	BVE1219
3	SM-3500-FeD	05/15/12	05/15/12 07:30	MSA	SPEC05	1	BVE2064
4	EPA-415.1	05/18/12	05/19/12 01:16	CDR	TOC2	1	BVE1210
5	SM-4500OG	05/15/12	05/15/12 09:20	FBV	YSI-57	1	BVE1391
6	ASTM-D1498	05/15/12	05/15/12 11:06	RML	MET-1	1	BVE1221

The results in this report apply to the samples analyzed in accordance with the chain of custody document. This analytical report must be reproduced in its entirety. All results listed in this report are for the exclusive use of the submitting party. BC Laboratories, Inc. assumes no responsibility for report alteration, separation, detachment or third party interpretation.



Arcadis
1900 Powell Street 12th Floor
Emeryville, CA 94608

Reported: 05/29/2012 16:15
Project: 0843
Project Number: 351849
Project Manager: Kathy Brandt

Water Analysis (Metals)

BCL Sample ID: 1208837-03	Client Sample Name: 0843, MW-1BR-W-120514, 5/14/2012 9:18:00AM						
Constituent	Result	Units	PQL	Method	MB Bias	Lab Quals	Run #
Hexavalent Chromium	2.5	ug/L	2.0	EPA-7196	ND		1
Dissolved Chromium	ND	ug/L	10	EPA-6010B	ND		2
Dissolved Manganese	50	ug/L	1.0	EPA-200.8	ND		3
Dissolved Vanadium	ND	ug/L	3.0	EPA-200.8	ND		3
Total Chromium	ND	ug/L	10	EPA-6010B	ND		4
Total Recoverable Manganese	340	ug/L	1.0	EPA-200.8	ND		5
Total Recoverable Vanadium	ND	ug/L	3.0	EPA-200.8	ND		5

Run #	Method	Prep Date	Run Date/Time	Analyst	Instrument	Dilution	QC Batch ID
1	EPA-7196	05/15/12	05/15/12 00:08	TDC	KONE-1	1	BVE1237
2	EPA-6010B	05/15/12	05/16/12 15:07	ARD	PE-OP1	1	BVE1206
3	EPA-200.8	05/15/12	05/21/12 17:04	SRM	PE-EL2	1	BVE1496
4	EPA-6010B	05/18/12	05/21/12 10:36	ARD	PE-OP1	1	BVE1522
5	EPA-200.8	05/16/12	05/18/12 11:41	SRM	PE-EL2	1	BVE1315

The results in this report apply to the samples analyzed in accordance with the chain of custody document. This analytical report must be reproduced in its entirety. All results listed in this report are for the exclusive use of the submitting party. BC Laboratories, Inc. assumes no responsibility for report alteration, separation, detachment or third party interpretation.



Arcadis
1900 Powell Street 12th Floor
Emeryville, CA 94608

Reported: 05/29/2012 16:15
Project: 0843
Project Number: 351849
Project Manager: Kathy Brandt

Volatile Organic Analysis (EPA Method 8260)

BCL Sample ID: 1208837-04	Client Sample Name: 0843, MW-3-W-120514, 5/14/2012 10:25:00AM
----------------------------------	--

Constituent	Result	Units	PQL	Method	MB Bias	Lab Quals	Run #
Benzene	ND	ug/L	0.50	EPA-8260	ND		1
1,2-Dibromoethane	ND	ug/L	0.50	EPA-8260	ND		1
1,2-Dichloroethane	ND	ug/L	0.50	EPA-8260	ND		1
Ethylbenzene	ND	ug/L	0.50	EPA-8260	ND		1
Methyl t-butyl ether	1.2	ug/L	0.50	EPA-8260	ND		1
Toluene	ND	ug/L	0.50	EPA-8260	ND		1
Total Xylenes	ND	ug/L	1.0	EPA-8260	ND		1
t-Amyl Methyl ether	ND	ug/L	0.50	EPA-8260	ND		1
t-Butyl alcohol	ND	ug/L	10	EPA-8260	ND		1
Diisopropyl ether	ND	ug/L	0.50	EPA-8260	ND		1
Ethanol	ND	ug/L	250	EPA-8260	ND		1
Ethyl t-butyl ether	ND	ug/L	0.50	EPA-8260	ND		1
1,2-Dichloroethane-d4 (Surrogate)	106	%	76 - 114 (LCL - UCL)	EPA-8260			1
Toluene-d8 (Surrogate)	102	%	88 - 110 (LCL - UCL)	EPA-8260			1
4-Bromofluorobenzene (Surrogate)	93.9	%	86 - 115 (LCL - UCL)	EPA-8260			1

Run #	Method	Prep Date	Run Date/Time	Analyst	Instrument	Dilution	QC Batch ID
1	EPA-8260	05/15/12	05/15/12 15:55	JMC	MS-V12	1	BVE1264

The results in this report apply to the samples analyzed in accordance with the chain of custody document. This analytical report must be reproduced in its entirety. All results listed in this report are for the exclusive use of the submitting party. BC Laboratories, Inc. assumes no responsibility for report alteration, separation, detachment or third party interpretation.



Arcadis
1900 Powell Street 12th Floor
Emeryville, CA 94608

Reported: 05/29/2012 16:15
Project: 0843
Project Number: 351849
Project Manager: Kathy Brandt

Purgeable Aromatics and Total Petroleum Hydrocarbons

BCL Sample ID: 1208837-04	Client Sample Name: 0843, MW-3-W-120514, 5/14/2012 10:25:00AM
----------------------------------	--

Constituent	Result	Units	PQL	Method	MB Bias	Lab Quals	Run #
Gasoline Range Organics (C6 - C12)	ND	ug/L	50	EPA-8015B	ND		1
a,a,a-Trifluorotoluene (FID Surrogate)	74.5	%	70 - 130 (LCL - UCL)	EPA-8015B			1

Run #	Method	Prep Date	Run Date/Time	Analyst	Instrument	Dilution	QC Batch ID
1	EPA-8015B	05/14/12	05/16/12 13:24	jjh	GC-V4	1	BVE1211



Arcadis
1900 Powell Street 12th Floor
Emeryville, CA 94608

Reported: 05/29/2012 16:15
Project: 0843
Project Number: 351849
Project Manager: Kathy Brandt

Water Analysis (General Chemistry)

BCL Sample ID: 1208837-04	Client Sample Name: 0843, MW-3-W-120514, 5/14/2012 10:25:00AM
----------------------------------	--

Constituent	Result	Units	PQL	Method	MB Bias	Lab Quals	Run #
Electrical Conductivity @ 25 C	624	umhos/cm	1.00	EPA-120.1			1
Dissolved Oxygen	7.7	mg O/L	0.50	SM-4500OG		S05	2
Oxidation Reduction Potential (Eobs_Ag/AgCl)	296.9	mV	-1000	ASTM-D1498			3

Run #	Method	Prep Date	Run Date/Time	Analyst	Instrument	Dilution	QC Batch ID
1	EPA-120.1	05/15/12	05/15/12 16:48	RML	MET-1	1	BVE1219
2	SM-4500OG	05/15/12	05/15/12 09:20	FBV	YSI-57	1	BVE1391
3	ASTM-D1498	05/15/12	05/15/12 11:11	RML	MET-1	1	BVE1221



Arcadis
1900 Powell Street 12th Floor
Emeryville, CA 94608

Reported: 05/29/2012 16:15
Project: 0843
Project Number: 351849
Project Manager: Kathy Brandt

Volatile Organic Analysis (EPA Method 8260)

BCL Sample ID: 1208837-05	Client Sample Name: 0843, MW-4-W-120514, 5/14/2012 11:03:00AM
----------------------------------	--

Constituent	Result	Units	PQL	Method	MB Bias	Lab Quals	Run #
Benzene	ND	ug/L	0.50	EPA-8260	ND		1
1,2-Dibromoethane	ND	ug/L	0.50	EPA-8260	ND		1
1,2-Dichloroethane	ND	ug/L	0.50	EPA-8260	ND		1
Ethylbenzene	ND	ug/L	0.50	EPA-8260	ND		1
Methyl t-butyl ether	ND	ug/L	0.50	EPA-8260	ND		1
Toluene	ND	ug/L	0.50	EPA-8260	ND		1
Total Xylenes	ND	ug/L	1.0	EPA-8260	ND		1
t-Amyl Methyl ether	ND	ug/L	0.50	EPA-8260	ND		1
t-Butyl alcohol	ND	ug/L	10	EPA-8260	ND		1
Diisopropyl ether	ND	ug/L	0.50	EPA-8260	ND		1
Ethanol	ND	ug/L	250	EPA-8260	ND		1
Ethyl t-butyl ether	ND	ug/L	0.50	EPA-8260	ND		1
1,2-Dichloroethane-d4 (Surrogate)	107	%	76 - 114 (LCL - UCL)	EPA-8260			1
Toluene-d8 (Surrogate)	96.6	%	88 - 110 (LCL - UCL)	EPA-8260			1
4-Bromofluorobenzene (Surrogate)	92.3	%	86 - 115 (LCL - UCL)	EPA-8260			1

Run #	Method	Prep Date	Run Date/Time	Analyst	Instrument	Dilution	QC Batch ID
1	EPA-8260	05/15/12	05/15/12 15:38	JMC	MS-V12	1	BVE1264



Arcadis
1900 Powell Street 12th Floor
Emeryville, CA 94608

Reported: 05/29/2012 16:15
Project: 0843
Project Number: 351849
Project Manager: Kathy Brandt

Purgeable Aromatics and Total Petroleum Hydrocarbons

BCL Sample ID: 1208837-05	Client Sample Name: 0843, MW-4-W-120514, 5/14/2012 11:03:00AM
----------------------------------	--

Constituent	Result	Units	PQL	Method	MB Bias	Lab Quals	Run #
Gasoline Range Organics (C6 - C12)	ND	ug/L	50	EPA-8015B	ND		1
a,a,a-Trifluorotoluene (FID Surrogate)	76.0	%	70 - 130 (LCL - UCL)	EPA-8015B			1

Run #	Method	Prep Date	Run Date/Time	Analyst	Instrument	Dilution	QC Batch ID
1	EPA-8015B	05/14/12	05/16/12 13:46	jjh	GC-V4	1	BVE1211

The results in this report apply to the samples analyzed in accordance with the chain of custody document. This analytical report must be reproduced in its entirety.
All results listed in this report are for the exclusive use of the submitting party. BC Laboratories, Inc. assumes no responsibility for report alteration, separation, detachment or third party interpretation.



Arcadis
1900 Powell Street 12th Floor
Emeryville, CA 94608

Reported: 05/29/2012 16:15
Project: 0843
Project Number: 351849
Project Manager: Kathy Brandt

Water Analysis (General Chemistry)

BCL Sample ID: 1208837-05	Client Sample Name: 0843, MW-4-W-120514, 5/14/2012 11:03:00AM
----------------------------------	--

Constituent	Result	Units	PQL	Method	MB Bias	Lab Quals	Run #
Electrical Conductivity @ 25 C	1030	umhos/cm	1.00	EPA-120.1			1
Dissolved Oxygen	8.7	mg O/L	0.50	SM-4500OG		S05	2
Oxidation Reduction Potential (Eobs_Ag/AgCl)	296.8	mV	-1000	ASTM-D1498			3

Run #	Method	Prep Date	Run Date/Time	Analyst	Instrument	Dilution	QC Batch ID
1	EPA-120.1	05/15/12	05/15/12 16:54	RML	MET-1	1	BVE1219
2	SM-4500OG	05/15/12	05/15/12 09:20	FBV	YSI-57	1	BVE1391
3	ASTM-D1498	05/15/12	05/15/12 11:15	RML	MET-1	1	BVE1221



Arcadis
1900 Powell Street 12th Floor
Emeryville, CA 94608

Reported: 05/29/2012 16:15
Project: 0843
Project Number: 351849
Project Manager: Kathy Brandt

Volatile Organic Analysis (EPA Method 8260)

BCL Sample ID: 1208837-06	Client Sample Name: 0843, MW-5-W-120514, 5/14/2012 8:15:00AM
----------------------------------	---

Constituent	Result	Units	PQL	Method	MB Bias	Lab Quals	Run #
Benzene	ND	ug/L	0.50	EPA-8260	ND		1
1,2-Dibromoethane	ND	ug/L	0.50	EPA-8260	ND		1
1,2-Dichloroethane	ND	ug/L	0.50	EPA-8260	ND		1
Ethylbenzene	ND	ug/L	0.50	EPA-8260	ND		1
Methyl t-butyl ether	ND	ug/L	0.50	EPA-8260	ND		1
Toluene	ND	ug/L	0.50	EPA-8260	ND		1
Total Xylenes	ND	ug/L	1.0	EPA-8260	ND		1
t-Amyl Methyl ether	ND	ug/L	0.50	EPA-8260	ND		1
t-Butyl alcohol	ND	ug/L	10	EPA-8260	ND		1
Diisopropyl ether	ND	ug/L	0.50	EPA-8260	ND		1
Ethanol	ND	ug/L	250	EPA-8260	ND		1
Ethyl t-butyl ether	ND	ug/L	0.50	EPA-8260	ND		1
1,2-Dichloroethane-d4 (Surrogate)	109	%	76 - 114 (LCL - UCL)	EPA-8260			1
Toluene-d8 (Surrogate)	109	%	88 - 110 (LCL - UCL)	EPA-8260			1
4-Bromofluorobenzene (Surrogate)	92.9	%	86 - 115 (LCL - UCL)	EPA-8260			1

Run #	Method	Prep Date	Run Date/Time	Analyst	Instrument	Dilution	QC Batch ID
1	EPA-8260	05/15/12	05/15/12 15:20	JMC	MS-V12	1	BVE1264



Arcadis
1900 Powell Street 12th Floor
Emeryville, CA 94608

Reported: 05/29/2012 16:15
Project: 0843
Project Number: 351849
Project Manager: Kathy Brandt

Purgeable Aromatics and Total Petroleum Hydrocarbons

BCL Sample ID: 1208837-06	Client Sample Name: 0843, MW-5-W-120514, 5/14/2012 8:15:00AM
----------------------------------	---

Constituent	Result	Units	PQL	Method	MB Bias	Lab Quals	Run #
Gasoline Range Organics (C6 - C12)	ND	ug/L	50	EPA-8015B	ND		1
a,a,a-Trifluorotoluene (FID Surrogate)	77.1	%	70 - 130 (LCL - UCL)	EPA-8015B			1

Run #	Method	Prep Date	Run Date/Time	Analyst	Instrument	Dilution	QC Batch ID
1	EPA-8015B	05/14/12	05/16/12 14:09	jjh	GC-V4	1	BVE1211



Arcadis
1900 Powell Street 12th Floor
Emeryville, CA 94608

Reported: 05/29/2012 16:15
Project: 0843
Project Number: 351849
Project Manager: Kathy Brandt

Water Analysis (General Chemistry)

BCL Sample ID: 1208837-06	Client Sample Name: 0843, MW-5-W-120514, 5/14/2012 8:15:00AM						
Constituent	Result	Units	PQL	Method	MB Bias	Lab Quals	Run #
Electrical Conductivity @ 25 C	612	umhos/cm	1.00	EPA-120.1			1
Dissolved Oxygen	6.2	mg O/L	0.50	SM-4500OG		S05	2
Oxidation Reduction Potential (Eobs_Ag/AgCl)	307.5	mV	-1000	ASTM-D1498			3

Run #	Method	Prep Date	Run Date/Time	Analyst	Instrument	Dilution	QC Batch ID
1	EPA-120.1	05/15/12	05/15/12 16:59	RML	MET-1	1	BVE1219
2	SM-4500OG	05/15/12	05/15/12 09:20	FBV	YSI-57	1	BVE1391
3	ASTM-D1498	05/15/12	05/15/12 11:19	RML	MET-1	1	BVE1221

The results in this report apply to the samples analyzed in accordance with the chain of custody document. This analytical report must be reproduced in its entirety. All results listed in this report are for the exclusive use of the submitting party. BC Laboratories, Inc. assumes no responsibility for report alteration, separation, detachment or third party interpretation.



Arcadis
1900 Powell Street 12th Floor
Emeryville, CA 94608

Reported: 05/29/2012 16:15
Project: 0843
Project Number: 351849
Project Manager: Kathy Brandt

Water Analysis (Metals)

BCL Sample ID: 1208837-06	Client Sample Name: 0843, MW-5-W-120514, 5/14/2012 8:15:00AM
----------------------------------	---

Constituent	Result	Units	PQL	Method	MB Bias	Lab Quals	Run #
Hexavalent Chromium	ND	ug/L	2.0	EPA-7196	ND		1
Dissolved Chromium	ND	ug/L	10	EPA-6010B	ND		2
Total Chromium	52	ug/L	10	EPA-6010B	ND		3

Run #	Method	Prep Date	Run		Instrument	Dilution	QC
			Date/Time	Analyst			Batch ID
1	EPA-7196	05/15/12	05/15/12 00:28	TDC	KONE-1	1	BVE1237
2	EPA-6010B	05/15/12	05/16/12 15:09	ARD	PE-OP1	1	BVE1206
3	EPA-6010B	05/18/12	05/21/12 10:40	ARD	PE-OP1	1	BVE1522



Arcadis
1900 Powell Street 12th Floor
Emeryville, CA 94608

Reported: 05/29/2012 16:15
Project: 0843
Project Number: 351849
Project Manager: Kathy Brandt

Volatile Organic Analysis (EPA Method 8260)

BCL Sample ID: 1208837-07	Client Sample Name: 0843, MW-6-W-120514, 5/14/2012 11:48:00AM
----------------------------------	--

Constituent	Result	Units	PQL	Method	MB Bias	Lab Quals	Run #
Benzene	ND	ug/L	0.50	EPA-8260	ND		1
1,2-Dibromoethane	ND	ug/L	0.50	EPA-8260	ND		1
1,2-Dichloroethane	ND	ug/L	0.50	EPA-8260	ND		1
Ethylbenzene	ND	ug/L	0.50	EPA-8260	ND		1
Methyl t-butyl ether	89	ug/L	0.50	EPA-8260	ND		1
Toluene	ND	ug/L	0.50	EPA-8260	ND		1
Total Xylenes	ND	ug/L	1.0	EPA-8260	ND		1
t-Amyl Methyl ether	ND	ug/L	0.50	EPA-8260	ND		1
t-Butyl alcohol	33	ug/L	10	EPA-8260	ND		1
Diisopropyl ether	ND	ug/L	0.50	EPA-8260	ND		1
Ethanol	ND	ug/L	250	EPA-8260	ND		1
Ethyl t-butyl ether	ND	ug/L	0.50	EPA-8260	ND		1
1,2-Dichloroethane-d4 (Surrogate)	103	%	76 - 114 (LCL - UCL)	EPA-8260			1
Toluene-d8 (Surrogate)	93.5	%	88 - 110 (LCL - UCL)	EPA-8260			1
4-Bromofluorobenzene (Surrogate)	90.2	%	86 - 115 (LCL - UCL)	EPA-8260			1

Run #	Method	Prep Date	Run Date/Time	Analyst	Instrument	Dilution	QC Batch ID
1	EPA-8260	05/15/12	05/15/12 15:02	JMC	MS-V12	1	BVE1264



Arcadis
1900 Powell Street 12th Floor
Emeryville, CA 94608

Reported: 05/29/2012 16:15
Project: 0843
Project Number: 351849
Project Manager: Kathy Brandt

Purgeable Aromatics and Total Petroleum Hydrocarbons

BCL Sample ID: 1208837-07	Client Sample Name: 0843, MW-6-W-120514, 5/14/2012 11:48:00AM
----------------------------------	--

Constituent	Result	Units	PQL	Method	MB Bias	Lab Quals	Run #
Gasoline Range Organics (C6 - C12)	ND	ug/L	50	EPA-8015B	ND		1
a,a,a-Trifluorotoluene (FID Surrogate)	78.0	%	70 - 130 (LCL - UCL)	EPA-8015B			1

Run #	Method	Prep Date	Run Date/Time	Analyst	Instrument	Dilution	QC Batch ID
1	EPA-8015B	05/14/12	05/16/12 14:31	jjh	GC-V4	1	BVE1211



Arcadis
1900 Powell Street 12th Floor
Emeryville, CA 94608

Reported: 05/29/2012 16:15
Project: 0843
Project Number: 351849
Project Manager: Kathy Brandt

Water Analysis (General Chemistry)

BCL Sample ID: 1208837-07	Client Sample Name: 0843, MW-6-W-120514, 5/14/2012 11:48:00AM
----------------------------------	--

Constituent	Result	Units	PQL	Method	MB Bias	Lab Quals	Run #
Electrical Conductivity @ 25 C	525	umhos/cm	1.00	EPA-120.1			1
Dissolved Oxygen	8.3	mg O/L	0.50	SM-4500OG		S05	2
Oxidation Reduction Potential (Eobs_Ag/AgCl)	312.0	mV	-1000	ASTM-D1498			3

Run #	Method	Prep Date	Run Date/Time	Analyst	Instrument	Dilution	QC Batch ID
1	EPA-120.1	05/15/12	05/15/12 17:06	RML	MET-1	1	BVE1219
2	SM-4500OG	05/15/12	05/15/12 09:20	FBV	YSI-57	1	BVE1391
3	ASTM-D1498	05/15/12	05/15/12 11:27	RML	MET-1	1	BVE1222

The results in this report apply to the samples analyzed in accordance with the chain of custody document. This analytical report must be reproduced in its entirety. All results listed in this report are for the exclusive use of the submitting party. BC Laboratories, Inc. assumes no responsibility for report alteration, separation, detachment or third party interpretation.



Arcadis
1900 Powell Street 12th Floor
Emeryville, CA 94608

Reported: 05/29/2012 16:15
Project: 0843
Project Number: 351849
Project Manager: Kathy Brandt

Water Analysis (Metals)

BCL Sample ID: 1208837-07	Client Sample Name: 0843, MW-6-W-120514, 5/14/2012 11:48:00AM
----------------------------------	--

Constituent	Result	Units	PQL	Method	MB Bias	Lab Quals	Run #
Hexavalent Chromium	ND	ug/L	2.0	EPA-7196	ND		1
Dissolved Chromium	ND	ug/L	10	EPA-6010B	ND		2
Total Chromium	65	ug/L	10	EPA-6010B	ND		3

Run #	Method	Prep Date	Run		Instrument	Dilution	QC
			Date/Time	Analyst			Batch ID
1	EPA-7196	05/15/12	05/15/12 00:08	TDC	KONE-1	1	BVE1237
2	EPA-6010B	05/15/12	05/16/12 15:10	ARD	PE-OP1	1	BVE1206
3	EPA-6010B	05/18/12	05/21/12 10:41	ARD	PE-OP1	1	BVE1522



Arcadis
1900 Powell Street 12th Floor
Emeryville, CA 94608

Reported: 05/29/2012 16:15
Project: 0843
Project Number: 351849
Project Manager: Kathy Brandt

Volatile Organic Analysis (EPA Method 8260)

BCL Sample ID: 1208837-08	Client Sample Name: 0843, MW-7-W-120514, 5/14/2012 9:10:00AM
----------------------------------	---

Constituent	Result	Units	PQL	Method	MB Bias	Lab Quals	Run #
Benzene	ND	ug/L	0.50	EPA-8260	ND		1
1,2-Dibromoethane	ND	ug/L	0.50	EPA-8260	ND		1
1,2-Dichloroethane	ND	ug/L	0.50	EPA-8260	ND		1
Ethylbenzene	ND	ug/L	0.50	EPA-8260	ND		1
Methyl t-butyl ether	5600	ug/L	50	EPA-8260	ND	A01	2
Toluene	ND	ug/L	0.50	EPA-8260	ND		1
Total Xylenes	ND	ug/L	1.0	EPA-8260	ND		1
t-Amyl Methyl ether	4.4	ug/L	0.50	EPA-8260	ND		1
t-Butyl alcohol	2300	ug/L	10	EPA-8260	ND		1
Diisopropyl ether	ND	ug/L	0.50	EPA-8260	ND		1
Ethanol	ND	ug/L	250	EPA-8260	ND		1
Ethyl t-butyl ether	ND	ug/L	0.50	EPA-8260	ND		1
1,2-Dichloroethane-d4 (Surrogate)	104	%	76 - 114 (LCL - UCL)	EPA-8260			1
1,2-Dichloroethane-d4 (Surrogate)	94.1	%	76 - 114 (LCL - UCL)	EPA-8260			2
Toluene-d8 (Surrogate)	101	%	88 - 110 (LCL - UCL)	EPA-8260			1
Toluene-d8 (Surrogate)	98.5	%	88 - 110 (LCL - UCL)	EPA-8260			2
4-Bromofluorobenzene (Surrogate)	92.1	%	86 - 115 (LCL - UCL)	EPA-8260			1
4-Bromofluorobenzene (Surrogate)	93.4	%	86 - 115 (LCL - UCL)	EPA-8260			2

Run #	Method	Prep Date	Run Date/Time	Analyst	Instrument	Dilution	QC Batch ID
1	EPA-8260	05/15/12	05/15/12 14:45	JMC	MS-V12	1	BVE1264
2	EPA-8260	05/15/12	05/18/12 11:20	JMC	MS-V12	100	BVE1264



Arcadis
1900 Powell Street 12th Floor
Emeryville, CA 94608

Reported: 05/29/2012 16:15
Project: 0843
Project Number: 351849
Project Manager: Kathy Brandt

Purgeable Aromatics and Total Petroleum Hydrocarbons

BCL Sample ID: 1208837-08	Client Sample Name: 0843, MW-7-W-120514, 5/14/2012 9:10:00AM
----------------------------------	---

Constituent	Result	Units	PQL	Method	MB Bias	Lab Quals	Run #
Gasoline Range Organics (C6 - C12)	ND	ug/L	50	EPA-8015B	ND		1
a,a,a-Trifluorotoluene (FID Surrogate)	85.1	%	70 - 130 (LCL - UCL)	EPA-8015B			1

Run #	Method	Prep Date	Run Date/Time	Analyst	Instrument	Dilution	QC Batch ID
1	EPA-8015B	05/15/12	05/16/12 14:53	jjh	GC-V4	1	BVE1378



Arcadis
1900 Powell Street 12th Floor
Emeryville, CA 94608

Reported: 05/29/2012 16:15
Project: 0843
Project Number: 351849
Project Manager: Kathy Brandt

Water Analysis (General Chemistry)

BCL Sample ID: 1208837-08	Client Sample Name: 0843, MW-7-W-120514, 5/14/2012 9:10:00AM
----------------------------------	---

Constituent	Result	Units	PQL	Method	MB Bias	Lab Quals	Run #
Nitrate as NO3	5.1	mg/L	0.44	EPA-300.0	ND		1
Sulfate	36	mg/L	1.0	EPA-300.0	ND		1
Electrical Conductivity @ 25 C	690	umhos/cm	1.00	EPA-120.1			2
Iron (II) Species	1700	ug/L	100	SM-3500-FeD	ND		3
Non-Volatile Organic Carbon	3.2	mg/L	0.30	EPA-415.1	ND		4
Dissolved Oxygen	8.0	mg O/L	0.50	SM-4500OG		S05	5
Oxidation Reduction Potential (Eobs_Ag/AgCl)	72.99	mV	-1000	ASTM-D1498			6

Run #	Method	Prep Date	Run Date/Time	Analyst	Instrument	Dilution	QC Batch ID
1	EPA-300.0	05/14/12	05/15/12 01:01	LD1	IC1	1	BVE1192
2	EPA-120.1	05/15/12	05/15/12 17:11	RML	MET-1	1	BVE1219
3	SM-3500-FeD	05/15/12	05/15/12 07:30	MSA	SPEC05	1	BVE2064
4	EPA-415.1	05/18/12	05/19/12 02:49	CDR	TOC2	1	BVE1538
5	SM-4500OG	05/15/12	05/15/12 09:20	FBV	YSI-57	1	BVE1391
6	ASTM-D1498	05/15/12	05/15/12 11:35	RML	MET-1	1	BVE1222

The results in this report apply to the samples analyzed in accordance with the chain of custody document. This analytical report must be reproduced in its entirety. All results listed in this report are for the exclusive use of the submitting party. BC Laboratories, Inc. assumes no responsibility for report alteration, separation, detachment or third party interpretation.



Arcadis
1900 Powell Street 12th Floor
Emeryville, CA 94608

Reported: 05/29/2012 16:15
Project: 0843
Project Number: 351849
Project Manager: Kathy Brandt

Water Analysis (Metals)

BCL Sample ID: 1208837-08	Client Sample Name: 0843, MW-7-W-120514, 5/14/2012 9:10:00AM
----------------------------------	---

Constituent	Result	Units	PQL	Method	MB Bias	Lab Quals	Run #
Hexavalent Chromium	ND	ug/L	2.0	EPA-7196	ND		1
Dissolved Chromium	ND	ug/L	10	EPA-6010B	ND		2
Dissolved Manganese	630	ug/L	1.0	EPA-200.8	ND		3
Dissolved Vanadium	ND	ug/L	3.0	EPA-200.8	ND		3
Total Chromium	21	ug/L	10	EPA-6010B	ND		4
Total Recoverable Manganese	800	ug/L	1.0	EPA-200.8	ND		5
Total Recoverable Vanadium	12	ug/L	3.0	EPA-200.8	ND		5

Run #	Method	Prep Date	Run Date/Time	Analyst	Instrument	Dilution	QC Batch ID
1	EPA-7196	05/15/12	05/15/12 00:14	TDC	KONE-1	1	BVE1237
2	EPA-6010B	05/15/12	05/16/12 15:12	ARD	PE-OP1	1	BVE1206
3	EPA-200.8	05/15/12	05/21/12 17:07	SRM	PE-EL2	1	BVE1496
4	EPA-6010B	05/18/12	05/21/12 10:08	ARD	PE-OP1	1	BVE1522
5	EPA-200.8	05/16/12	05/18/12 11:43	SRM	PE-EL2	1	BVE1315

The results in this report apply to the samples analyzed in accordance with the chain of custody document. This analytical report must be reproduced in its entirety. All results listed in this report are for the exclusive use of the submitting party. BC Laboratories, Inc. assumes no responsibility for report alteration, separation, detachment or third party interpretation.



Arcadis
1900 Powell Street 12th Floor
Emeryville, CA 94608

Reported: 05/29/2012 16:15
Project: 0843
Project Number: 351849
Project Manager: Kathy Brandt

Volatile Organic Analysis (EPA Method 8260)

BCL Sample ID: 1208837-09	Client Sample Name: 0843, MW-8-W-120514, 5/14/2012 9:45:00AM
----------------------------------	---

Constituent	Result	Units	PQL	Method	MB Bias	Lab Quals	Run #
Benzene	ND	ug/L	0.50	EPA-8260	ND		1
1,2-Dibromoethane	ND	ug/L	0.50	EPA-8260	ND		1
1,2-Dichloroethane	ND	ug/L	0.50	EPA-8260	ND		1
Ethylbenzene	ND	ug/L	0.50	EPA-8260	ND		1
Methyl t-butyl ether	2100	ug/L	12	EPA-8260	ND	A01	2
Toluene	ND	ug/L	0.50	EPA-8260	ND		1
Total Xylenes	ND	ug/L	1.0	EPA-8260	ND		1
t-Amyl Methyl ether	1.7	ug/L	0.50	EPA-8260	ND		1
t-Butyl alcohol	590	ug/L	10	EPA-8260	ND		1
Diisopropyl ether	ND	ug/L	0.50	EPA-8260	ND		1
Ethanol	ND	ug/L	250	EPA-8260	ND		1
Ethyl t-butyl ether	ND	ug/L	0.50	EPA-8260	ND		1
1,2-Dichloroethane-d4 (Surrogate)	104	%	76 - 114 (LCL - UCL)	EPA-8260			1
1,2-Dichloroethane-d4 (Surrogate)	103	%	76 - 114 (LCL - UCL)	EPA-8260			2
Toluene-d8 (Surrogate)	108	%	88 - 110 (LCL - UCL)	EPA-8260			1
Toluene-d8 (Surrogate)	104	%	88 - 110 (LCL - UCL)	EPA-8260			2
4-Bromofluorobenzene (Surrogate)	90.7	%	86 - 115 (LCL - UCL)	EPA-8260			1
4-Bromofluorobenzene (Surrogate)	92.4	%	86 - 115 (LCL - UCL)	EPA-8260			2

Run #	Method	Prep Date	Run Date/Time	Analyst	Instrument	Dilution	QC Batch ID
1	EPA-8260	05/15/12	05/15/12 14:27	JMC	MS-V12	1	BVE1264
2	EPA-8260	05/15/12	05/16/12 14:06	JMC	MS-V12	25	BVE1264



Arcadis
1900 Powell Street 12th Floor
Emeryville, CA 94608

Reported: 05/29/2012 16:15
Project: 0843
Project Number: 351849
Project Manager: Kathy Brandt

Purgeable Aromatics and Total Petroleum Hydrocarbons

BCL Sample ID: 1208837-09	Client Sample Name: 0843, MW-8-W-120514, 5/14/2012 9:45:00AM
----------------------------------	---

Constituent	Result	Units	PQL	Method	MB Bias	Lab Quals	Run #
Gasoline Range Organics (C6 - C12)	ND	ug/L	50	EPA-8015B	ND		1
a,a,a-Trifluorotoluene (FID Surrogate)	78.7	%	70 - 130 (LCL - UCL)	EPA-8015B			1

Run #	Method	Prep Date	Run Date/Time	Analyst	Instrument	Dilution	QC Batch ID
1	EPA-8015B	05/15/12	05/16/12 17:07	jjh	GC-V4	1	BVE1378

The results in this report apply to the samples analyzed in accordance with the chain of custody document. This analytical report must be reproduced in its entirety.
All results listed in this report are for the exclusive use of the submitting party. BC Laboratories, Inc. assumes no responsibility for report alteration, separation, detachment or third party interpretation.



Arcadis
1900 Powell Street 12th Floor
Emeryville, CA 94608

Reported: 05/29/2012 16:15
Project: 0843
Project Number: 351849
Project Manager: Kathy Brandt

Water Analysis (General Chemistry)

BCL Sample ID: 1208837-09	Client Sample Name: 0843, MW-8-W-120514, 5/14/2012 9:45:00AM
----------------------------------	---

Constituent	Result	Units	PQL	Method	MB Bias	Lab Quals	Run #
Nitrate as NO3	6.3	mg/L	0.44	EPA-300.0	ND		1
Sulfate	45	mg/L	1.0	EPA-300.0	ND		1
Electrical Conductivity @ 25 C	587	umhos/cm	1.00	EPA-120.1			2
Iron (II) Species	340	ug/L	100	SM-3500-FeD	ND		3
Non-Volatile Organic Carbon	3.1	mg/L	0.30	EPA-415.1	ND		4
Dissolved Oxygen	8.0	mg O/L	0.50	SM-4500OG		S05	5
Oxidation Reduction Potential (Eobs_Ag/AgCl)	102.8	mV	-1000	ASTM-D1498			6

Run #	Method	Prep Date	Run Date/Time	Analyst	Instrument	Dilution	QC Batch ID
1	EPA-300.0	05/14/12	05/15/12 01:14	LD1	IC1	1	BVE1192
2	EPA-120.1	05/15/12	05/15/12 17:18	RML	MET-1	1	BVE1219
3	SM-3500-FeD	05/15/12	05/15/12 07:30	MSA	SPEC05	1	BVE2064
4	EPA-415.1	05/18/12	05/19/12 03:03	CDR	TOC2	1	BVE1538
5	SM-4500OG	05/15/12	05/15/12 09:20	FBV	YSI-57	1	BVE1391
6	ASTM-D1498	05/15/12	05/15/12 11:39	RML	MET-1	1	BVE1222

The results in this report apply to the samples analyzed in accordance with the chain of custody document. This analytical report must be reproduced in its entirety. All results listed in this report are for the exclusive use of the submitting party. BC Laboratories, Inc. assumes no responsibility for report alteration, separation, detachment or third party interpretation.



Arcadis
1900 Powell Street 12th Floor
Emeryville, CA 94608

Reported: 05/29/2012 16:15
Project: 0843
Project Number: 351849
Project Manager: Kathy Brandt

Water Analysis (Metals)

BCL Sample ID: 1208837-09	Client Sample Name: 0843, MW-8-W-120514, 5/14/2012 9:45:00AM
----------------------------------	---

Constituent	Result	Units	PQL	Method	MB Bias	Lab Quals	Run #
Hexavalent Chromium	ND	ug/L	2.0	EPA-7196	ND		1
Dissolved Chromium	ND	ug/L	10	EPA-6010B	ND		2
Dissolved Manganese	630	ug/L	1.0	EPA-200.8	ND		3
Dissolved Vanadium	ND	ug/L	3.0	EPA-200.8	ND		3
Total Chromium	23	ug/L	10	EPA-6010B	ND		4
Total Recoverable Manganese	680	ug/L	1.0	EPA-200.8	ND		5
Total Recoverable Vanadium	10	ug/L	3.0	EPA-200.8	ND		5

Run #	Method	Prep Date	Run Date/Time	Analyst	Instrument	Dilution	QC Batch ID
1	EPA-7196	05/15/12	05/15/12 00:14	TDC	KONE-1	1	BVE1237
2	EPA-6010B	05/15/12	05/16/12 15:13	ARD	PE-OP1	1	BVE1206
3	EPA-200.8	05/15/12	05/21/12 17:10	SRM	PE-EL2	1	BVE1496
4	EPA-6010B	05/18/12	05/21/12 10:47	ARD	PE-OP1	1	BVE1522
5	EPA-200.8	05/16/12	05/18/12 11:46	SRM	PE-EL2	1	BVE1315

The results in this report apply to the samples analyzed in accordance with the chain of custody document. This analytical report must be reproduced in its entirety. All results listed in this report are for the exclusive use of the submitting party. BC Laboratories, Inc. assumes no responsibility for report alteration, separation, detachment or third party interpretation.



Arcadis
1900 Powell Street 12th Floor
Emeryville, CA 94608

Reported: 05/29/2012 16:15
Project: 0843
Project Number: 351849
Project Manager: Kathy Brandt

Volatile Organic Analysis (EPA Method 8260)

BCL Sample ID: 1208837-10	Client Sample Name: 0843, MW-9-W-120514, 5/14/2012 10:25:00AM
----------------------------------	--

Constituent	Result	Units	PQL	Method	MB Bias	Lab Quals	Run #
Benzene	ND	ug/L	0.50	EPA-8260	ND		1
1,2-Dibromoethane	ND	ug/L	0.50	EPA-8260	ND		1
1,2-Dichloroethane	ND	ug/L	0.50	EPA-8260	ND		1
Ethylbenzene	ND	ug/L	0.50	EPA-8260	ND		1
Methyl t-butyl ether	190	ug/L	2.5	EPA-8260	ND	A01	2
Toluene	ND	ug/L	0.50	EPA-8260	ND		1
Total Xylenes	ND	ug/L	1.0	EPA-8260	ND		1
t-Amyl Methyl ether	ND	ug/L	0.50	EPA-8260	ND		1
t-Butyl alcohol	51	ug/L	10	EPA-8260	ND		1
Diisopropyl ether	ND	ug/L	0.50	EPA-8260	ND		1
Ethanol	ND	ug/L	250	EPA-8260	ND		1
Ethyl t-butyl ether	ND	ug/L	0.50	EPA-8260	ND		1
1,2-Dichloroethane-d4 (Surrogate)	108	%	76 - 114 (LCL - UCL)	EPA-8260			1
1,2-Dichloroethane-d4 (Surrogate)	107	%	76 - 114 (LCL - UCL)	EPA-8260			2
Toluene-d8 (Surrogate)	113	%	88 - 110 (LCL - UCL)	EPA-8260		S09	1
Toluene-d8 (Surrogate)	109	%	88 - 110 (LCL - UCL)	EPA-8260			2
4-Bromofluorobenzene (Surrogate)	90.8	%	86 - 115 (LCL - UCL)	EPA-8260			1
4-Bromofluorobenzene (Surrogate)	86.3	%	86 - 115 (LCL - UCL)	EPA-8260			2

Run #	Method	Prep Date	Run Date/Time	Analyst	Instrument	Dilution	QC Batch ID
1	EPA-8260	05/15/12	05/15/12 14:10	JMC	MS-V12	1	BVE1264
2	EPA-8260	05/15/12	05/16/12 13:48	JMC	MS-V12	5	BVE1264

The results in this report apply to the samples analyzed in accordance with the chain of custody document. This analytical report must be reproduced in its entirety. All results listed in this report are for the exclusive use of the submitting party. BC Laboratories, Inc. assumes no responsibility for report alteration, separation, detachment or third party interpretation.



Arcadis
1900 Powell Street 12th Floor
Emeryville, CA 94608

Reported: 05/29/2012 16:15
Project: 0843
Project Number: 351849
Project Manager: Kathy Brandt

Purgeable Aromatics and Total Petroleum Hydrocarbons

BCL Sample ID: 1208837-10	Client Sample Name: 0843, MW-9-W-120514, 5/14/2012 10:25:00AM
----------------------------------	--

Constituent	Result	Units	PQL	Method	MB Bias	Lab Quals	Run #
Gasoline Range Organics (C6 - C12)	ND	ug/L	50	EPA-8015B	ND		1
a,a,a-Trifluorotoluene (FID Surrogate)	75.0	%	70 - 130 (LCL - UCL)	EPA-8015B			1

Run #	Method	Prep Date	Run Date/Time	Analyst	Instrument	Dilution	QC Batch ID
1	EPA-8015B	05/15/12	05/16/12 17:30	jjh	GC-V4	1	BVE1378



Arcadis
1900 Powell Street 12th Floor
Emeryville, CA 94608

Reported: 05/29/2012 16:15
Project: 0843
Project Number: 351849
Project Manager: Kathy Brandt

Water Analysis (General Chemistry)

BCL Sample ID: 1208837-10	Client Sample Name: 0843, MW-9-W-120514, 5/14/2012 10:25:00AM
----------------------------------	--

Constituent	Result	Units	PQL	Method	MB Bias	Lab Quals	Run #
Nitrate as NO3	15	mg/L	0.44	EPA-300.0	ND		1
Sulfate	35	mg/L	1.0	EPA-300.0	ND		1
Electrical Conductivity @ 25 C	631	umhos/cm	1.00	EPA-120.1			2
Iron (II) Species	ND	ug/L	100	SM-3500-FeD	ND		3
Non-Volatile Organic Carbon	2.0	mg/L	0.30	EPA-415.1	ND		4
Dissolved Oxygen	4.2	mg O/L	0.50	SM-4500OG		S05	5
Oxidation Reduction Potential (Eobs_Ag/AgCl)	190.8	mV	-1000	ASTM-D1498			6

Run #	Method	Prep Date	Run Date/Time	Analyst	Instrument	Dilution	QC Batch ID
1	EPA-300.0	05/14/12	05/15/12 01:28	LD1	IC1	1	BVE1192
2	EPA-120.1	05/15/12	05/15/12 17:24	RML	MET-1	1	BVE1219
3	SM-3500-FeD	05/15/12	05/15/12 07:30	MSA	SPEC05	1	BVE2064
4	EPA-415.1	05/18/12	05/19/12 03:16	CDR	TOC2	1	BVE1538
5	SM-4500OG	05/15/12	05/15/12 09:20	FBV	YSI-57	1	BVE1391
6	ASTM-D1498	05/15/12	05/15/12 11:43	RML	MET-1	1	BVE1222

The results in this report apply to the samples analyzed in accordance with the chain of custody document. This analytical report must be reproduced in its entirety. All results listed in this report are for the exclusive use of the submitting party. BC Laboratories, Inc. assumes no responsibility for report alteration, separation, detachment or third party interpretation.



Arcadis
1900 Powell Street 12th Floor
Emeryville, CA 94608

Reported: 05/29/2012 16:15
Project: 0843
Project Number: 351849
Project Manager: Kathy Brandt

Water Analysis (Metals)

BCL Sample ID: 1208837-10	Client Sample Name: 0843, MW-9-W-120514, 5/14/2012 10:25:00AM
----------------------------------	--

Constituent	Result	Units	PQL	Method	MB Bias	Lab Quals	Run #
Hexavalent Chromium	3.3	ug/L	2.0	EPA-7196	ND		1
Dissolved Chromium	ND	ug/L	10	EPA-6010B	ND		2
Dissolved Manganese	30	ug/L	1.0	EPA-200.8	ND		3
Dissolved Vanadium	ND	ug/L	3.0	EPA-200.8	ND		3
Total Chromium	34	ug/L	10	EPA-6010B	ND		4
Total Recoverable Manganese	360	ug/L	1.0	EPA-200.8	ND		5
Total Recoverable Vanadium	15	ug/L	3.0	EPA-200.8	ND		5

Run #	Method	Prep Date	Run Date/Time	Analyst	Instrument	Dilution	QC Batch ID
1	EPA-7196	05/15/12	05/15/12 00:14	TDC	KONE-1	1	BVE1237
2	EPA-6010B	05/15/12	05/16/12 15:15	ARD	PE-OP1	1	BVE1206
3	EPA-200.8	05/15/12	05/21/12 17:13	SRM	PE-EL2	1	BVE1496
4	EPA-6010B	05/18/12	05/21/12 10:48	ARD	PE-OP1	1	BVE1522
5	EPA-200.8	05/16/12	05/18/12 11:49	SRM	PE-EL2	1	BVE1315

The results in this report apply to the samples analyzed in accordance with the chain of custody document. This analytical report must be reproduced in its entirety. All results listed in this report are for the exclusive use of the submitting party. BC Laboratories, Inc. assumes no responsibility for report alteration, separation, detachment or third party interpretation.



Arcadis
1900 Powell Street 12th Floor
Emeryville, CA 94608

Reported: 05/29/2012 16:15
Project: 0843
Project Number: 351849
Project Manager: Kathy Brandt

Volatile Organic Analysis (EPA Method 8260)

BCL Sample ID: 1208837-11	Client Sample Name: 0843, MW-10-W-120514, 5/14/2012 11:00:00AM
----------------------------------	---

Constituent	Result	Units	PQL	Method	MB Bias	Lab Quals	Run #
Benzene	ND	ug/L	0.50	EPA-8260	ND		1
1,2-Dibromoethane	ND	ug/L	0.50	EPA-8260	ND		1
1,2-Dichloroethane	ND	ug/L	0.50	EPA-8260	ND		1
Ethylbenzene	ND	ug/L	0.50	EPA-8260	ND		1
Methyl t-butyl ether	1.5	ug/L	0.50	EPA-8260	ND		1
Toluene	ND	ug/L	0.50	EPA-8260	ND		1
Total Xylenes	ND	ug/L	1.0	EPA-8260	ND		1
t-Amyl Methyl ether	ND	ug/L	0.50	EPA-8260	ND		1
t-Butyl alcohol	ND	ug/L	10	EPA-8260	ND		1
Diisopropyl ether	ND	ug/L	0.50	EPA-8260	ND		1
Ethanol	ND	ug/L	250	EPA-8260	ND		1
Ethyl t-butyl ether	ND	ug/L	0.50	EPA-8260	ND		1
1,2-Dichloroethane-d4 (Surrogate)	110	%	76 - 114 (LCL - UCL)	EPA-8260			1
Toluene-d8 (Surrogate)	94.4	%	88 - 110 (LCL - UCL)	EPA-8260			1
4-Bromofluorobenzene (Surrogate)	91.9	%	86 - 115 (LCL - UCL)	EPA-8260			1

Run #	Method	Prep Date	Run Date/Time	Analyst	Instrument	Dilution	QC Batch ID
1	EPA-8260	05/15/12	05/15/12 13:52	JMC	MS-V12	1	BVE1264



Arcadis
1900 Powell Street 12th Floor
Emeryville, CA 94608

Reported: 05/29/2012 16:15
Project: 0843
Project Number: 351849
Project Manager: Kathy Brandt

Purgeable Aromatics and Total Petroleum Hydrocarbons

BCL Sample ID: 1208837-11	Client Sample Name: 0843, MW-10-W-120514, 5/14/2012 11:00:00AM
----------------------------------	---

Constituent	Result	Units	PQL	Method	MB Bias	Lab Quals	Run #
Gasoline Range Organics (C6 - C12)	ND	ug/L	50	EPA-8015B	ND		1
a,a,a-Trifluorotoluene (FID Surrogate)	75.7	%	70 - 130 (LCL - UCL)	EPA-8015B			1

Run #	Method	Prep Date	Run Date/Time	Analyst	Instrument	Dilution	QC Batch ID
1	EPA-8015B	05/15/12	05/16/12 17:53	jjh	GC-V4	1	BVE1378



Arcadis
1900 Powell Street 12th Floor
Emeryville, CA 94608

Reported: 05/29/2012 16:15
Project: 0843
Project Number: 351849
Project Manager: Kathy Brandt

Water Analysis (General Chemistry)

BCL Sample ID: 1208837-11	Client Sample Name: 0843, MW-10-W-120514, 5/14/2012 11:00:00AM
----------------------------------	---

Constituent	Result	Units	PQL	Method	MB Bias	Lab Quals	Run #
Nitrate as NO3	19	mg/L	0.44	EPA-300.0	ND		1
Sulfate	34	mg/L	1.0	EPA-300.0	ND		1
Electrical Conductivity @ 25 C	538	umhos/cm	1.00	EPA-120.1			2
Iron (II) Species	ND	ug/L	100	SM-3500-FeD	ND		3
Non-Volatile Organic Carbon	1.5	mg/L	0.30	EPA-415.1	ND		4
Dissolved Oxygen	5.8	mg O/L	0.50	SM-4500OG		S05	5
Oxidation Reduction Potential (Eobs_Ag/AgCl)	219.5	mV	-1000	ASTM-D1498			6

Run #	Method	Prep Date	Run Date/Time	Analyst	Instrument	Dilution	QC Batch ID
1	EPA-300.0	05/14/12	05/15/12 01:42	LD1	IC1	1	BVE1192
2	EPA-120.1	05/15/12	05/15/12 17:46	RML	MET-1	1	BVE1220
3	SM-3500-FeD	05/15/12	05/15/12 07:30	MSA	SPEC05	1	BVE2064
4	EPA-415.1	05/18/12	05/19/12 01:56	CDR	TOC2	1	BVE1538
5	SM-4500OG	05/15/12	05/15/12 09:20	FBV	YSI-57	1	BVE1392
6	ASTM-D1498	05/15/12	05/15/12 11:47	RML	MET-1	1	BVE1222

The results in this report apply to the samples analyzed in accordance with the chain of custody document. This analytical report must be reproduced in its entirety. All results listed in this report are for the exclusive use of the submitting party. BC Laboratories, Inc. assumes no responsibility for report alteration, separation, detachment or third party interpretation.



Arcadis
1900 Powell Street 12th Floor
Emeryville, CA 94608

Reported: 05/29/2012 16:15
Project: 0843
Project Number: 351849
Project Manager: Kathy Brandt

Water Analysis (Metals)

BCL Sample ID: 1208837-11	Client Sample Name: 0843, MW-10-W-120514, 5/14/2012 11:00:00AM						
Constituent	Result	Units	PQL	Method	MB Bias	Lab Quals	Run #
Hexavalent Chromium	11	ug/L	2.0	EPA-7196	ND		1
Dissolved Chromium	11	ug/L	10	EPA-6010B	ND		2
Dissolved Manganese	4.9	ug/L	1.0	EPA-200.8	ND		3
Dissolved Vanadium	ND	ug/L	3.0	EPA-200.8	ND		3
Total Chromium	14	ug/L	10	EPA-6010B	ND		4
Total Recoverable Manganese	41	ug/L	1.0	EPA-200.8	ND		5
Total Recoverable Vanadium	ND	ug/L	3.0	EPA-200.8	ND		5

Run #	Method	Prep Date	Run Date/Time	Analyst	Instrument	Dilution	QC Batch ID
1	EPA-7196	05/15/12	05/15/12 00:14	TDC	KONE-1	1	BVE1237
2	EPA-6010B	05/15/12	05/16/12 15:17	ARD	PE-OP1	1	BVE1206
3	EPA-200.8	05/15/12	05/21/12 17:16	SRM	PE-EL2	1	BVE1496
4	EPA-6010B	05/18/12	05/21/12 10:13	ARD	PE-OP1	1	BVE1522
5	EPA-200.8	05/16/12	05/18/12 11:52	SRM	PE-EL2	1	BVE1315

The results in this report apply to the samples analyzed in accordance with the chain of custody document. This analytical report must be reproduced in its entirety.
All results listed in this report are for the exclusive use of the submitting party. BC Laboratories, Inc. assumes no responsibility for report alteration, separation, detachment or third party interpretation.



Arcadis
1900 Powell Street 12th Floor
Emeryville, CA 94608

Reported: 05/29/2012 16:15
Project: 0843
Project Number: 351849
Project Manager: Kathy Brandt

Volatile Organic Analysis (EPA Method 8260)

BCL Sample ID: 1208837-12	Client Sample Name: 0843, MW-11-W-120514, 5/14/2012 11:50:00AM
----------------------------------	---

Constituent	Result	Units	PQL	Method	MB Bias	Lab Quals	Run #
Benzene	ND	ug/L	0.50	EPA-8260	ND		1
1,2-Dibromoethane	ND	ug/L	0.50	EPA-8260	ND		1
1,2-Dichloroethane	ND	ug/L	0.50	EPA-8260	ND		1
Ethylbenzene	ND	ug/L	0.50	EPA-8260	ND		1
Methyl t-butyl ether	1700	ug/L	10	EPA-8260	ND	A01	2
Toluene	ND	ug/L	0.50	EPA-8260	ND		1
Total Xylenes	ND	ug/L	1.0	EPA-8260	ND		1
t-Amyl Methyl ether	1.4	ug/L	0.50	EPA-8260	ND		1
t-Butyl alcohol	570	ug/L	10	EPA-8260	ND		1
Diisopropyl ether	ND	ug/L	0.50	EPA-8260	ND		1
Ethanol	ND	ug/L	250	EPA-8260	ND		1
Ethyl t-butyl ether	ND	ug/L	0.50	EPA-8260	ND		1
1,2-Dichloroethane-d4 (Surrogate)	100	%	76 - 114 (LCL - UCL)	EPA-8260			1
1,2-Dichloroethane-d4 (Surrogate)	106	%	76 - 114 (LCL - UCL)	EPA-8260			2
Toluene-d8 (Surrogate)	103	%	88 - 110 (LCL - UCL)	EPA-8260			1
Toluene-d8 (Surrogate)	103	%	88 - 110 (LCL - UCL)	EPA-8260			2
4-Bromofluorobenzene (Surrogate)	90.8	%	86 - 115 (LCL - UCL)	EPA-8260			1
4-Bromofluorobenzene (Surrogate)	91.8	%	86 - 115 (LCL - UCL)	EPA-8260			2

Run #	Method	Prep Date	Run Date/Time	Analyst	Instrument	Dilution	QC Batch ID
1	EPA-8260	05/15/12	05/15/12 13:35	JMC	MS-V12	1	BVE1264
2	EPA-8260	05/15/12	05/16/12 13:30	JMC	MS-V12	20	BVE1264



Arcadis
1900 Powell Street 12th Floor
Emeryville, CA 94608

Reported: 05/29/2012 16:15
Project: 0843
Project Number: 351849
Project Manager: Kathy Brandt

Purgeable Aromatics and Total Petroleum Hydrocarbons

BCL Sample ID: 1208837-12	Client Sample Name: 0843, MW-11-W-120514, 5/14/2012 11:50:00AM
----------------------------------	---

Constituent	Result	Units	PQL	Method	MB Bias	Lab Quals	Run #
Gasoline Range Organics (C6 - C12)	ND	ug/L	50	EPA-8015B	ND		1
a,a,a-Trifluorotoluene (FID Surrogate)	77.9	%	70 - 130 (LCL - UCL)	EPA-8015B			1

Run #	Method	Prep Date	Run Date/Time	Analyst	Instrument	Dilution	QC Batch ID
1	EPA-8015B	05/15/12	05/16/12 18:17	jjh	GC-V4	1	BVE1378



Arcadis
1900 Powell Street 12th Floor
Emeryville, CA 94608

Reported: 05/29/2012 16:15
Project: 0843
Project Number: 351849
Project Manager: Kathy Brandt

Water Analysis (General Chemistry)

BCL Sample ID: 1208837-12	Client Sample Name: 0843, MW-11-W-120514, 5/14/2012 11:50:00AM
----------------------------------	---

Constituent	Result	Units	PQL	Method	MB Bias	Lab Quals	Run #
Nitrate as NO3	6.9	mg/L	0.44	EPA-300.0	ND		1
Sulfate	30	mg/L	1.0	EPA-300.0	ND		1
Electrical Conductivity @ 25 C	741	umhos/cm	1.00	EPA-120.1			2
Iron (II) Species	ND	ug/L	100	SM-3500-FeD	ND		3
Non-Volatile Organic Carbon	2.8	mg/L	0.30	EPA-415.1	ND		4
Dissolved Oxygen	5.1	mg O/L	0.50	SM-4500OG		S05	5
Oxidation Reduction Potential (Eobs_Ag/AgCl)	521.5	mV	-1000	ASTM-D1498			6

Run #	Method	Prep Date	Run Date/Time	Analyst	Instrument	Dilution	QC Batch ID
1	EPA-300.0	05/14/12	05/15/12 02:22	LD1	IC1	1	BVE1192
2	EPA-120.1	05/15/12	05/15/12 17:58	RML	MET-1	1	BVE1220
3	SM-3500-FeD	05/15/12	05/15/12 07:30	MSA	SPEC05	1	BVE2064
4	EPA-415.1	05/18/12	05/19/12 03:56	CDR	TOC2	1	BVE1538
5	SM-4500OG	05/15/12	05/15/12 09:20	FBV	YSI-57	1	BVE1392
6	ASTM-D1498	05/15/12	05/15/12 11:51	RML	MET-1	1	BVE1222

The results in this report apply to the samples analyzed in accordance with the chain of custody document. This analytical report must be reproduced in its entirety. All results listed in this report are for the exclusive use of the submitting party. BC Laboratories, Inc. assumes no responsibility for report alteration, separation, detachment or third party interpretation.



Arcadis
1900 Powell Street 12th Floor
Emeryville, CA 94608

Reported: 05/29/2012 16:15
Project: 0843
Project Number: 351849
Project Manager: Kathy Brandt

Water Analysis (Metals)

BCL Sample ID: 1208837-12	Client Sample Name: 0843, MW-11-W-120514, 5/14/2012 11:50:00AM
----------------------------------	---

Constituent	Result	Units	PQL	Method	MB Bias	Lab Quals	Run #
Hexavalent Chromium	ND	ug/L	2.0	EPA-7196	ND		1
Dissolved Chromium	ND	ug/L	10	EPA-6010B	ND		2
Dissolved Manganese	450	ug/L	1.0	EPA-200.8	ND		3
Dissolved Vanadium	ND	ug/L	3.0	EPA-200.8	ND		3
Total Chromium	ND	ug/L	10	EPA-6010B	ND		4
Total Recoverable Manganese	760	ug/L	1.0	EPA-200.8	ND		5
Total Recoverable Vanadium	4.0	ug/L	3.0	EPA-200.8	ND		5

Run #	Method	Prep Date	Run Date/Time	Analyst	Instrument	Dilution	QC Batch ID
1	EPA-7196	05/15/12	05/15/12 00:14	TDC	KONE-1	1	BVE1237
2	EPA-6010B	05/15/12	05/16/12 15:19	ARD	PE-OP1	1	BVE1206
3	EPA-200.8	05/15/12	05/21/12 17:19	SRM	PE-EL2	1	BVE1496
4	EPA-6010B	05/18/12	05/21/12 10:15	ARD	PE-OP1	1	BVE1522
5	EPA-200.8	05/16/12	05/18/12 11:55	SRM	PE-EL2	1	BVE1315

The results in this report apply to the samples analyzed in accordance with the chain of custody document. This analytical report must be reproduced in its entirety.
All results listed in this report are for the exclusive use of the submitting party. BC Laboratories, Inc. assumes no responsibility for report alteration, separation, detachment or third party interpretation.



Arcadis
1900 Powell Street 12th Floor
Emeryville, CA 94608

Reported: 05/29/2012 16:15
Project: 0843
Project Number: 351849
Project Manager: Kathy Brandt

Volatile Organic Analysis (EPA Method 8260)

Quality Control Report - Method Blank Analysis

Constituent	QC Sample ID	MB Result	Units	PQL	MDL	Lab Quals
QC Batch ID: BVE1264						
Benzene	BVE1264-BLK1	ND	ug/L	0.50		
1,2-Dibromoethane	BVE1264-BLK1	ND	ug/L	0.50		
1,2-Dichloroethane	BVE1264-BLK1	ND	ug/L	0.50		
Ethylbenzene	BVE1264-BLK1	ND	ug/L	0.50		
Methyl t-butyl ether	BVE1264-BLK1	ND	ug/L	0.50		
Toluene	BVE1264-BLK1	ND	ug/L	0.50		
Total Xylenes	BVE1264-BLK1	ND	ug/L	1.0		
t-Amyl Methyl ether	BVE1264-BLK1	ND	ug/L	0.50		
t-Butyl alcohol	BVE1264-BLK1	ND	ug/L	10		
Diisopropyl ether	BVE1264-BLK1	ND	ug/L	0.50		
Ethanol	BVE1264-BLK1	ND	ug/L	250		
Ethyl t-butyl ether	BVE1264-BLK1	ND	ug/L	0.50		
1,2-Dichloroethane-d4 (Surrogate)	BVE1264-BLK1	108	%	76 - 114 (LCL - UCL)		
Toluene-d8 (Surrogate)	BVE1264-BLK1	97.9	%	88 - 110 (LCL - UCL)		
4-Bromofluorobenzene (Surrogate)	BVE1264-BLK1	91.5	%	86 - 115 (LCL - UCL)		



Arcadis
1900 Powell Street 12th Floor
Emeryville, CA 94608

Reported: 05/29/2012 16:15
Project: 0843
Project Number: 351849
Project Manager: Kathy Brandt

Volatile Organic Analysis (EPA Method 8260)

Quality Control Report - Laboratory Control Sample

Constituent	QC Sample ID	Type	Result	Spike Level	Units	Percent Recovery	RPD	Control Limits		Lab
								Percent Recovery	RPD	
QC Batch ID: BVE1264										
Benzene	BVE1264-BS1	LCS	24.030	25.000	ug/L	96.1		70 - 130		
Toluene	BVE1264-BS1	LCS	24.670	25.000	ug/L	98.7		70 - 130		
1,2-Dichloroethane-d4 (Surrogate)	BVE1264-BS1	LCS	9.6500	10.000	ug/L	96.5		76 - 114		
Toluene-d8 (Surrogate)	BVE1264-BS1	LCS	9.9500	10.000	ug/L	99.5		88 - 110		
4-Bromofluorobenzene (Surrogate)	BVE1264-BS1	LCS	10.030	10.000	ug/L	100		86 - 115		



Arcadis
1900 Powell Street 12th Floor
Emeryville, CA 94608

Reported: 05/29/2012 16:15
Project: 0843
Project Number: 351849
Project Manager: Kathy Brandt

Volatile Organic Analysis (EPA Method 8260)

Quality Control Report - Precision & Accuracy

Constituent	Type	Source Sample ID	Source Result	Result	Spike Added	Units	RPD	Percent Recovery	Control Limits		Lab Quals
									RPD	Percent Recovery	
QC Batch ID: BVE1264		Used client sample: Y - Description: MW-10-W-120514, 05/14/2012 11:00									
Benzene	MS	1208837-11	ND	25.620	25.000	ug/L		102		70 - 130	
	MSD	1208837-11	ND	26.070	25.000	ug/L	1.7	104	20	70 - 130	
Toluene	MS	1208837-11	ND	28.260	25.000	ug/L		113		70 - 130	
	MSD	1208837-11	ND	26.740	25.000	ug/L	5.5	107	20	70 - 130	
1,2-Dichloroethane-d4 (Surrogate)	MS	1208837-11	ND	10.220	10.000	ug/L		102		76 - 114	
	MSD	1208837-11	ND	10.300	10.000	ug/L	0.8	103		76 - 114	
Toluene-d8 (Surrogate)	MS	1208837-11	ND	11.130	10.000	ug/L		111		88 - 110	S09
	MSD	1208837-11	ND	10.050	10.000	ug/L	10.2	100		88 - 110	
4-Bromofluorobenzene (Surrogate)	MS	1208837-11	ND	9.9400	10.000	ug/L		99.4		86 - 115	
	MSD	1208837-11	ND	9.8800	10.000	ug/L	0.6	98.8		86 - 115	



Arcadis
1900 Powell Street 12th Floor
Emeryville, CA 94608

Reported: 05/29/2012 16:15
Project: 0843
Project Number: 351849
Project Manager: Kathy Brandt

Purgeable Aromatics and Total Petroleum Hydrocarbons

Quality Control Report - Method Blank Analysis

Constituent	QC Sample ID	MB Result	Units	PQL	MDL	Lab Quals
QC Batch ID: BVE1211						
Gasoline Range Organics (C6 - C12)	BVE1211-BLK1	ND	ug/L	50		
a,a,a-Trifluorotoluene (FID Surrogate)	BVE1211-BLK1	74.4	%	70 - 130 (LCL - UCL)		
QC Batch ID: BVE1378						
Gasoline Range Organics (C6 - C12)	BVE1378-BLK1	ND	ug/L	50		
a,a,a-Trifluorotoluene (FID Surrogate)	BVE1378-BLK1	73.7	%	70 - 130 (LCL - UCL)		



Arcadis
1900 Powell Street 12th Floor
Emeryville, CA 94608

Reported: 05/29/2012 16:15
Project: 0843
Project Number: 351849
Project Manager: Kathy Brandt

Purgeable Aromatics and Total Petroleum Hydrocarbons

Quality Control Report - Laboratory Control Sample

Constituent	QC Sample ID	Type	Result	Spike Level	Units	Percent Recovery	RPD	Control Limits		Lab	Quals
								Percent Recovery	RPD		
QC Batch ID: BVE1211											
Gasoline Range Organics (C6 - C12)	BVE1211-BS1	LCS	981.18		ug/L			85 - 115			
a,a,a-Trifluorotoluene (FID Surrogate)	BVE1211-BS1	LCS	35.163	40.000	ug/L	87.9		70 - 130			
QC Batch ID: BVE1378											
Gasoline Range Organics (C6 - C12)	BVE1378-BS1	LCS	1083.0		ug/L			85 - 115			
a,a,a-Trifluorotoluene (FID Surrogate)	BVE1378-BS1	LCS	35.777	40.000	ug/L	89.4		70 - 130			



Arcadis
1900 Powell Street 12th Floor
Emeryville, CA 94608

Reported: 05/29/2012 16:15
Project: 0843
Project Number: 351849
Project Manager: Kathy Brandt

Purgeable Aromatics and Total Petroleum Hydrocarbons

Quality Control Report - Precision & Accuracy

Constituent	Type	Source Sample ID	Source Result	Result	Spike Added	Units	RPD	Percent Recovery	Control Limits		Lab Quals
									RPD	Percent Recovery	
QC Batch ID: BVE1211		Used client sample: N									
Gasoline Range Organics (C6 - C12)	MS	1207076-38	ND	1076.4		ug/L					70 - 130
	MSD	1207076-38	ND	1042.7		ug/L	3.2		20		70 - 130
a,a,a-Trifluorotoluene (FID Surrogate)	MS	1207076-38	ND	34.727	40.000	ug/L		86.8			70 - 130
	MSD	1207076-38	ND	34.546	40.000	ug/L	0.5	86.4			70 - 130
QC Batch ID: BVE1378		Used client sample: N									
Gasoline Range Organics (C6 - C12)	MS	1207076-42	ND	1100.3		ug/L					70 - 130
	MSD	1207076-42	ND	1100.8		ug/L	0.0		20		70 - 130
a,a,a-Trifluorotoluene (FID Surrogate)	MS	1207076-42	ND	36.341	40.000	ug/L		90.9			70 - 130
	MSD	1207076-42	ND	34.438	40.000	ug/L	5.4	86.1			70 - 130



Arcadis
1900 Powell Street 12th Floor
Emeryville, CA 94608

Reported: 05/29/2012 16:15
Project: 0843
Project Number: 351849
Project Manager: Kathy Brandt

Water Analysis (General Chemistry)

Quality Control Report - Method Blank Analysis

Constituent	QC Sample ID	MB Result	Units	PQL	MDL	Lab Quals
QC Batch ID: BVE1192						
Nitrate as NO3	BVE1192-BLK1	ND	mg/L	0.44		
Sulfate	BVE1192-BLK1	ND	mg/L	1.0		
QC Batch ID: BVE1210						
Non-Volatile Organic Carbon	BVE1210-BLK1	ND	mg/L	0.30		
QC Batch ID: BVE1538						
Non-Volatile Organic Carbon	BVE1538-BLK1	ND	mg/L	0.30		
QC Batch ID: BVE2064						
Iron (II) Species	BVE2064-BLK1	ND	ug/L	100		



Arcadis
1900 Powell Street 12th Floor
Emeryville, CA 94608

Reported: 05/29/2012 16:15
Project: 0843
Project Number: 351849
Project Manager: Kathy Brandt

Water Analysis (General Chemistry)

Quality Control Report - Laboratory Control Sample

Constituent	QC Sample ID	Type	Result	Spike Level	Units	Percent Recovery	RPD	Control Limits		Lab Quals
								Percent Recovery	RPD	
QC Batch ID: BVE1192										
Nitrate as NO3	BVE1192-BS1	LCS	22.568	22.134	mg/L	102		90 - 110		
Sulfate	BVE1192-BS1	LCS	102.77	100.00	mg/L	103		90 - 110		
QC Batch ID: BVE1210										
Non-Volatile Organic Carbon	BVE1210-BS1	LCS	4.8710	5.0000	mg/L	97.4		85 - 115		
QC Batch ID: BVE1219										
Electrical Conductivity @ 25 C	BVE1219-BS1	LCS	320.20	303.00	umhos/cm	106		90 - 110		
QC Batch ID: BVE1220										
Electrical Conductivity @ 25 C	BVE1220-BS1	LCS	319.70	303.00	umhos/cm	106		90 - 110		
QC Batch ID: BVE1538										
Non-Volatile Organic Carbon	BVE1538-BS1	LCS	4.8580	5.0000	mg/L	97.2		85 - 115		
QC Batch ID: BVE2064										
Iron (II) Species	BVE2064-BS1	LCS	2013.1	2000.0	ug/L	101		90 - 110		

The results in this report apply to the samples analyzed in accordance with the chain of custody document. This analytical report must be reproduced in its entirety. All results listed in this report are for the exclusive use of the submitting party. BC Laboratories, Inc. assumes no responsibility for report alteration, separation, detachment or third party interpretation.



Arcadis
1900 Powell Street 12th Floor
Emeryville, CA 94608

Reported: 05/29/2012 16:15
Project: 0843
Project Number: 351849
Project Manager: Kathy Brandt

Water Analysis (General Chemistry)

Quality Control Report - Precision & Accuracy

Table with columns: Constituent, Type, Source Sample ID, Source Result, Result, Spike Added, Units, RPD, Percent Recovery, Control Limits RPD, Control Limits Percent Recovery, Lab Quals. Includes QC Batch IDs BVE1192, BVE1210, BVE1219, BVE1220, BVE1221, BVE1222, BVE1391, BVE1392, BVE1538, and BVE2064.

The results in this report apply to the samples analyzed in accordance with the chain of custody document. This analytical report must be reproduced in its entirety. All results listed in this report are for the exclusive use of the submitting party. BC Laboratories, Inc. assumes no responsibility for report alteration, separation, detachment or third party interpretation.



Arcadis
1900 Powell Street 12th Floor
Emeryville, CA 94608

Reported: 05/29/2012 16:15
Project: 0843
Project Number: 351849
Project Manager: Kathy Brandt

Water Analysis (Metals)

Quality Control Report - Method Blank Analysis

Constituent	QC Sample ID	MB Result	Units	PQL	MDL	Lab Quals
QC Batch ID: BVE1206						
Dissolved Chromium	BVE1206-BLK1	ND	ug/L	10		
QC Batch ID: BVE1237						
Hexavalent Chromium	BVE1237-BLK1	ND	ug/L	2.0		
QC Batch ID: BVE1315						
Total Recoverable Manganese	BVE1315-BLK1	ND	ug/L	1.0		
Total Recoverable Vanadium	BVE1315-BLK1	ND	ug/L	3.0		
QC Batch ID: BVE1496						
Dissolved Manganese	BVE1496-BLK1	ND	ug/L	1.0		
Dissolved Vanadium	BVE1496-BLK1	ND	ug/L	3.0		
QC Batch ID: BVE1522						
Total Chromium	BVE1522-BLK1	ND	ug/L	10		



Arcadis
1900 Powell Street 12th Floor
Emeryville, CA 94608

Reported: 05/29/2012 16:15
Project: 0843
Project Number: 351849
Project Manager: Kathy Brandt

Water Analysis (Metals)

Quality Control Report - Laboratory Control Sample

Constituent	QC Sample ID	Type	Result	Spike Level	Units	Percent Recovery	Control Limits		Lab
							RPD	RPD	
QC Batch ID: BVE1206									
Dissolved Chromium	BVE1206-BS1	LCS	197.95	200.00	ug/L	99.0		85 - 115	
QC Batch ID: BVE1237									
Hexavalent Chromium	BVE1237-BS1	LCS	54.720	50.000	ug/L	109		85 - 115	
QC Batch ID: BVE1315									
Total Recoverable Manganese	BVE1315-BS1	LCS	104.84	100.00	ug/L	105		85 - 115	
Total Recoverable Vanadium	BVE1315-BS1	LCS	38.616	40.000	ug/L	96.5		85 - 115	
QC Batch ID: BVE1496									
Dissolved Manganese	BVE1496-BS1	LCS	105.64	100.00	ug/L	106		85 - 115	
Dissolved Vanadium	BVE1496-BS1	LCS	42.856	40.000	ug/L	107		85 - 115	
QC Batch ID: BVE1522									
Total Chromium	BVE1522-BS1	LCS	213.57	200.00	ug/L	107		85 - 115	



Arcadis
1900 Powell Street 12th Floor
Emeryville, CA 94608

Reported: 05/29/2012 16:15
Project: 0843
Project Number: 351849
Project Manager: Kathy Brandt

Water Analysis (Metals)

Quality Control Report - Precision & Accuracy

Constituent	Type	Source Sample ID	Source Result	Result	Spike Added	Units	RPD	Control Limits		Lab Quals
								Percent Recovery	Percent Recovery	
QC Batch ID: BVE1206		Used client sample: N								
Dissolved Chromium	DUP	1208664-01	1.6383	ND		ug/L			20	
	MS	1208664-01	1.6383	209.79	204.08	ug/L		102		75 - 125
	MSD	1208664-01	1.6383	209.35	204.08	ug/L	0.2	102	20	75 - 125
QC Batch ID: BVE1237		Used client sample: Y - Description: MW-1-W-120514, 05/14/2012 08:00								
Hexavalent Chromium	DUP	1208837-01	2.1340	2.0550		ug/L	3.8		10	
	MS	1208837-01	2.1340	52.666	52.632	ug/L		96.0		85 - 115
	MSD	1208837-01	2.1340	52.771	52.632	ug/L	0.2	96.2	10	85 - 115
QC Batch ID: BVE1315		Used client sample: N								
Total Recoverable Manganese	DUP	1208759-01	3.1180	3.1140		ug/L	0.1		20	
	MS	1208759-01	3.1180	94.955	100.00	ug/L		91.8		70 - 130
	MSD	1208759-01	3.1180	93.485	100.00	ug/L	1.6	90.4	20	70 - 130
Total Recoverable Vanadium	DUP	1208759-01	4.4670	4.6890		ug/L	4.8		20	
	MS	1208759-01	4.4670	42.744	40.000	ug/L		95.7		70 - 130
	MSD	1208759-01	4.4670	41.643	40.000	ug/L	2.6	92.9	20	70 - 130
QC Batch ID: BVE1496		Used client sample: N								
Dissolved Manganese	DUP	1208831-01	0.34500	ND		ug/L			20	
	MS	1208831-01	0.34500	100.17	102.04	ug/L		97.8		70 - 130
	MSD	1208831-01	0.34500	102.69	102.04	ug/L	2.5	100	20	70 - 130
Dissolved Vanadium	DUP	1208831-01	68.389	67.138		ug/L	1.8		20	
	MS	1208831-01	68.389	107.18	40.816	ug/L		95.0		70 - 130
	MSD	1208831-01	68.389	108.07	40.816	ug/L	0.8	97.2	20	70 - 130
QC Batch ID: BVE1522		Used client sample: N								
Total Chromium	DUP	1208899-01	17.389	17.671		ug/L	1.6		20	
	MS	1208899-01	17.389	220.99	200.00	ug/L		102		75 - 125
	MSD	1208899-01	17.389	219.50	200.00	ug/L	0.7	101	20	75 - 125

The results in this report apply to the samples analyzed in accordance with the chain of custody document. This analytical report must be reproduced in its entirety. All results listed in this report are for the exclusive use of the submitting party. BC Laboratories, Inc. assumes no responsibility for report alteration, separation, detachment or third party interpretation.



Arcadis
1900 Powell Street 12th Floor
Emeryville, CA 94608

Reported: 05/29/2012 16:15
Project: 0843
Project Number: 351849
Project Manager: Kathy Brandt

Notes And Definitions

- MDL Method Detection Limit
- ND Analyte Not Detected at or above the reporting limit
- PQL Practical Quantitation Limit
- RPD Relative Percent Difference
- A01 PQL's and MDL's are raised due to sample dilution.
- A10 PQL's and MDL's were raised due to matrix interference.
- S05 The sample holding time was exceeded.
- S09 The surrogate recovery on the sample for this compound was not within the control limits.