



ENVIRONMENTAL ENGINEERING, INC.
2680 Bishop Drive • Suite 203 • San Ramon, CA 94583
TEL (925) 244-8600 • FAX (925) 244-8601

**Additional Site Characterization for Delineation of
PCB-Impacted Soils Beneath the East Parking
Lot Located at 6121 Hollis Street
Emeryville, California**

Project 2180

September 6, 2001

Prepared for

**Viacom Inc.
11 Stanwix Street
Pittsburgh, PA 15222**

Prepared by

**SOMA Environmental Engineering, Inc.
2680 Bishop Drive, Suite 203
San Ramon, California 94583**

CERTIFICATION

This report has been prepared by SOMA Environmental Engineering, Inc. on behalf of Viacom Inc., for the property located at 6121 Hollis Street, Emeryville, California to comply with Alameda County Department of Environmental Health's requirements.



Mansour Sepehr, Ph.D., P.E.

Principal Hydrogeologist



SEP 11 2001

TABLE OF CONTENTS

TABLE OF CONTENTS I

LIST OF FIGURES II

LIST OF TABLES II

1.0 INTRODUCTION 1

1.1 PREVIOUS INVESTIGATIONS..... 1

2.0 FIELD ACTIVITIES..... 2

3.0 RESULTS AND RECOMMENDATIONS..... 4

4.0 REFERENCES..... 6

List of Figures

- Figure-1 Site Vicinity Map
- Figure-2 Location of Previously Drilled Soil Borings
- Figure-3 Location of Recent Soil Borings
- Figure-4 Annotated Results All Soil Borings In East Parking Lot

List of Tables

- Table-1 Results of Laboratory Analysis on Soil Samples

1.0 INTRODUCTION

This report has been prepared by SOMA Environmental Engineering, Inc. (SOMA) on behalf of Viacom Inc. (Viacom), successor to CBS Corporation formerly known as Westinghouse Electric Corporation. The site is known as the East Parking Lot and is located at 6121 Hollis Street, Emeryville, California (the "Property"). Figure-1 shows the Property vicinity map. The Property is located between Peladeau and Hollis Streets and is being utilized by the employees of different office buildings and Bucci Restaurant. This report presents the results of recent site characterization activities based on the workplan, dated April 11, 2001, approved by the Alameda County Environmental Health Services (ACEHS). The purpose of the site characterization activities is to delineate the extent of polychlorinated biphenyls (PCB)-impacted soils beneath the Property.

1.1 Previous Investigations

In 1996, Viacom remediated PCB-impacted soils to the west of Peladeau Street, within the EmeryStation II property. To evaluate whether there are PCB-impacted soils to the east of Peladeau Street, in October 2000, Viacom retained SOMA to conduct a soil investigation at the Property. On October 15 and 22, 2000 SOMA drilled twelve soil borings (SB-1 through SB-7 and B-1 through B-5, see Figure-2) and collected soil samples at 0.5 and 4-foot depth intervals. The soil samples were analyzed by Delta Environmental Laboratories for PCBs using EPA Method 8080. The results of the laboratory analyses on the soil samples indicated that the maximum PCB concentration in the near surface soils is 56 mg/kg. Additionally, these sample results revealed, like the other locations throughout the Property, the PCB concentration decreased with depth. Also as expected, the results of the soil investigation indicated that the soil samples collected from the soil borings along the western property boundary adjacent to Peladeau Street exhibited more elevated PCB levels than the other borings drilled to the east of the property line inside the Property. No PCB

concentrations were detected in the soil samples collected from SB-5 through SB-7 drilled to the south of the Property, see Figure-2.

Based on Wareham Development's request on January 31, 2001, WRS, a construction subcontractor, removed the planter area in the western portion of the Property to construct an additional landscape area for the Emery Station II. During the removal of the planter area, a concrete vault was discovered. The vault used to belong to Pacific Gas and Electric Company (PG&E) and apparently was used for power distribution purposes. The dimension of the discovered vault was 8 x 6 x 7.5 ft. The soils surrounding the vault were removed and screened using the PCB kit. It was found that the soils in the immediate vicinity of the vault contained less than 50 mg/kg PCB. However, a significant amount of transformer insulators were encountered from 2 to 4 feet depth intervals in the surrounding areas of the vault. On February 6, 2001, the vault was crushed using an excavator and pulled out of the ground and transported for off-site disposal. Figure-2 shows the location of the PG&E vault discovered in January 2001. The PCB-impacted soils were removed and replaced by clean fill material. Figure-2 shows the location of remediated areas.

During the remediation and excavation activities for landscaping purposes multiple layers of asphalt and concrete layers were encountered. A reinforced concrete layer at a 1 to 2 feet depth was encountered at the central part of the Property. To delineate the approximate extent of the reinforced concrete layer, Cruz Brothers of San Jose, California were hired to conduct a magnetometer survey. Figure-3 shows the approximate extent of the concrete layer at 1 to 2 feet depth interval beneath the Property.

2.0 FIELD ACTIVITIES

The field activities were conducted on July 15, 2001 under the supervision of SOMA's principal hydrogeologist. Prior to the initiation of field activities, a health

and safety plan was prepared by SOMA to ensure the health and safety of the drilling crews. The health and safety plan was similar to the health and safety plan used by SOMA for investigation of PCB-impacted soils at the Heritage Square site located adjacent to the Property.

To delineate the horizontal extent of PCB-impacted soils, SOMA hired Jamco Concrete Cutting, Inc. of Redwood City, California to cut asphalt and concrete and Geo Environmental Services of San Jose, California to drill soil borings. During the recent excavation and construction activities at the Property, multiple layers of asphalt and concrete pads to an approximate depth of 1 to 2 feet below ground surface were encountered. Figure-3 shows the approximate extent of concrete pad beneath the Property.

Prior to drilling the soil borings, a 12-inch diameter asphalt core was cut using a concrete cutter. The approximate thickness of the asphalt core at different locations ranged between 4 and 5 inches. Following the cutting the asphalt core, a soil sample was collected beneath the asphalt pavement at a 6-inch depth. In soil boring locations where a concrete layer was present, after collecting a soil sample at a 6-inch depth, digging the borehole was continued by using a hand shovel. During this process the soil cuttings were completely removed from the borehole until the concrete layer at a 1 to 2 feet depth was exposed. At this time an 8-inch diameter core-bit was used to cut the concrete core and remove it out of the borehole. After removing the concrete core, drilling was continued using a hollow stem auger to an approximate depth of 3.5-feet. Pursuant to the approved workplan, a 6-inch long brass sampling tube was extended to the bottom of the borehole and pushed by using a hammer auger to a 4-foot depth and a soil sample was collected. At locations where the concrete layer was missing, after removing the top asphalt layer and collecting a soil sample at a 6-inch depth, drilling was continued using a hollow stem auger to an approximate depth of 3.5-feet. As it was explained, using a hammer auger, a brass sampling tube was extended into the borehole and a sample at a 4-foot depth was collected.

As Figure-3 shows, 16 soil borings were drilled and soil samples were collected at 6-inch and 3.5-foot depth intervals. Due to the presence of obstacles such as electrical lines and sprinkler pipes around SB-9, this boring was not drilled. SB-9 is located inside the landscaped area (see Figure-3). At the SB-11 location, due to presence of another concrete layer starting at an approximate depth of 3-feet and extending to over a 3.5-foot depth, no soil sample at the 3.5-foot depth was collected.

Soil samples were collected using brass tubes. Both ends of the brass tubes containing soil samples were covered with plastic and secured with Teflon tape. The soil samples were placed in an ice chest and delivered to Delta Environmental Laboratories of Benicia, California. To avoid cross contamination, the sampling tools were decontaminated after drilling and sampling of each soil boring. The soil samples were analyzed for PCBs using EPA Method 8080. Appendix A shows chain of custody forms and laboratory reports. Appendix B shows the photographs taken during field activities.

3.0 RESULTS AND RECOMMENDATIONS

According to SOMA's (1996) risk assessment document, the cleanup criteria for soils residing at the top 2-foot depth is 2.89 mg/kg and for soils below 2-feet bgs is 59.5 mg/kg. The results indicated that only the northwestern corner of the Property at SB-13 location has been impacted by PCB Aroclor 1260. The maximum PCB concentration detected at a 6-inch depth just below the asphalt layer was 8.1 mg/kg. The PCB concentration at the 3.5-foot depth at this location dropped to 3.7 mg/kg. According to SOMA's 1996 risk assessment document only the top 2-feet at SB-13 location needed to be removed. Table-1 shows the results of laboratory analysis on soil samples collected at different boring locations. Figure-4 shows the soil boring locations and detected PCB

concentrations at different depths. Appendix A shows the lab reports and chain of custody forms.

Based on the results of recent site investigations, the entire Property is clean except for a small area at the northwest corner, around SB-13 that has been impacted by low levels of PCBs as Aroclor 1260. It appears that the vertical extent of PCB-impacted soils is quite limited, as the PCB concentration at 3.5 feet depth interval is below the recommended cleanup level (SOMA 1996). Therefore, the remediation will be limited to the top 2 feet depth at SB-13 location with an approximate area of 100 ft², (10 ft. by 10 ft.).

4.0 REFERENCES

SOMA Environmental Engineering, Inc. April 11, 2001 "Workplan for the Characterization of PCB-Impacted Soils Beneath the East Parking Lot Located at 6121 Hollis Street, Emeryville, California".

SOMA Environmental Engineering, Inc. February 2, 1996, "Baseline Human Health Risk Assessment for the Former Westinghouse Electric Corporation Facility, 5899 Peladeau Street, Emeryville, California".

FIGURES

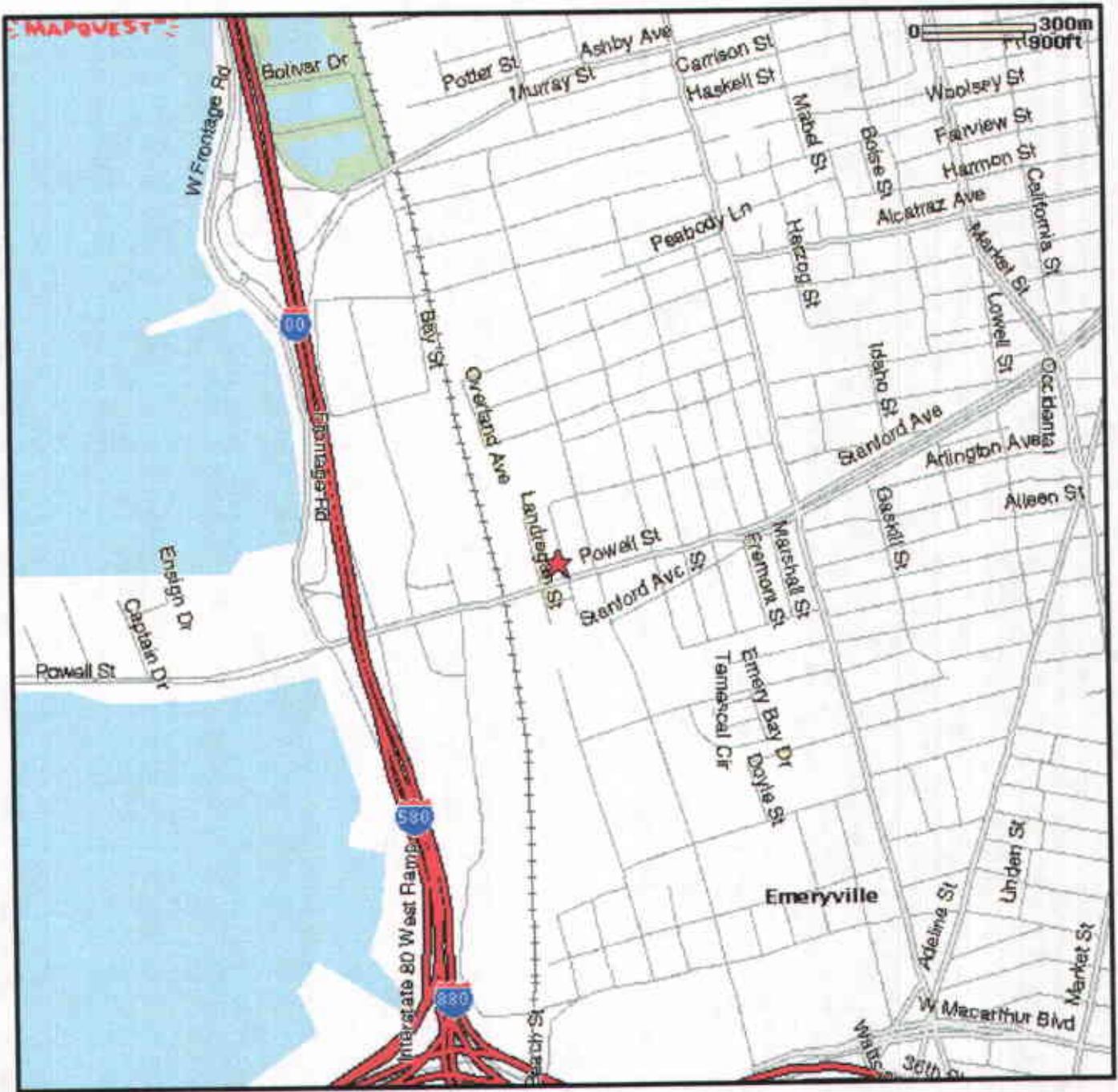


Figure 1: Site Vicinity Map

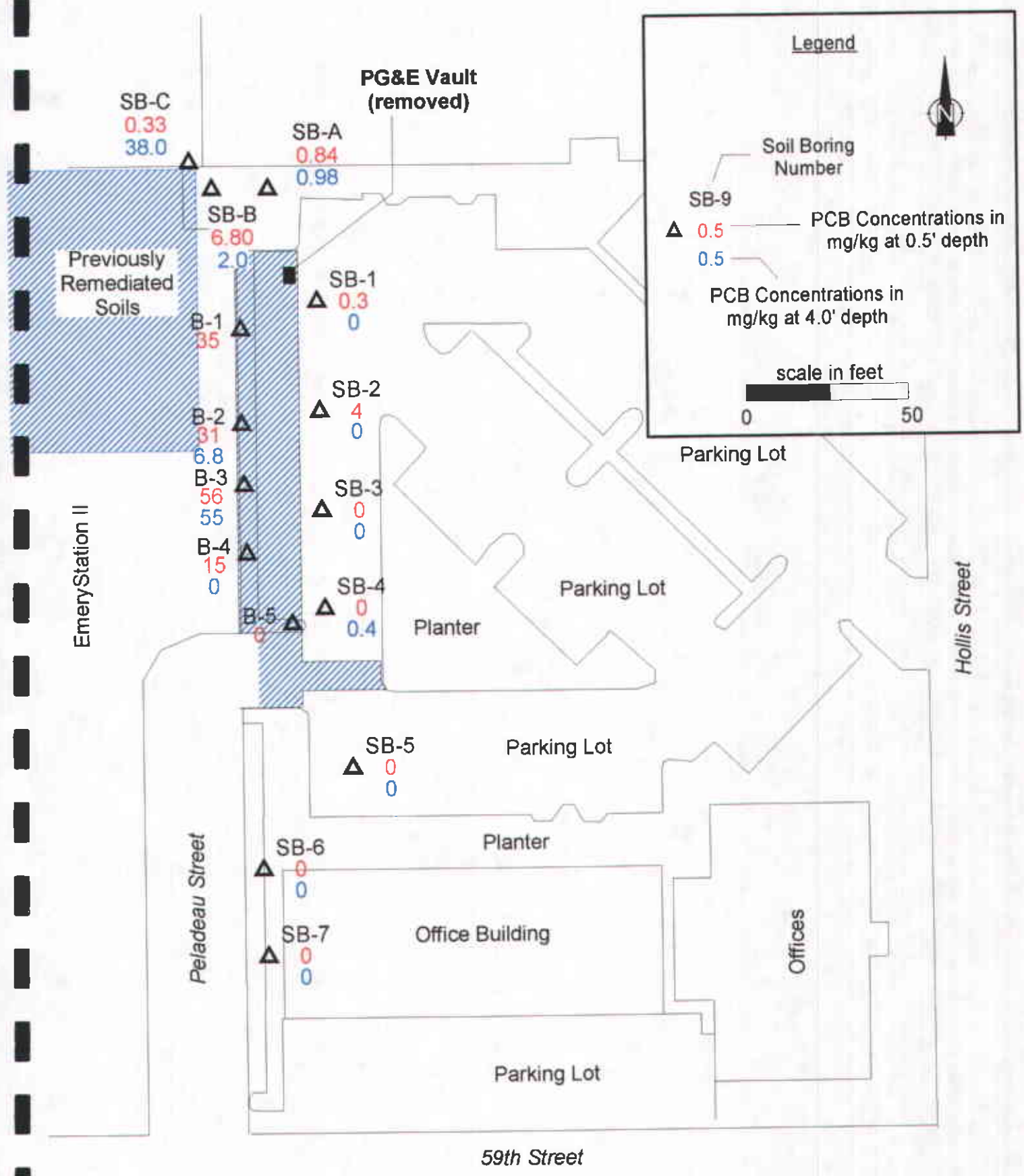


Figure 2: Locations of Previously Drilled Soil Borings

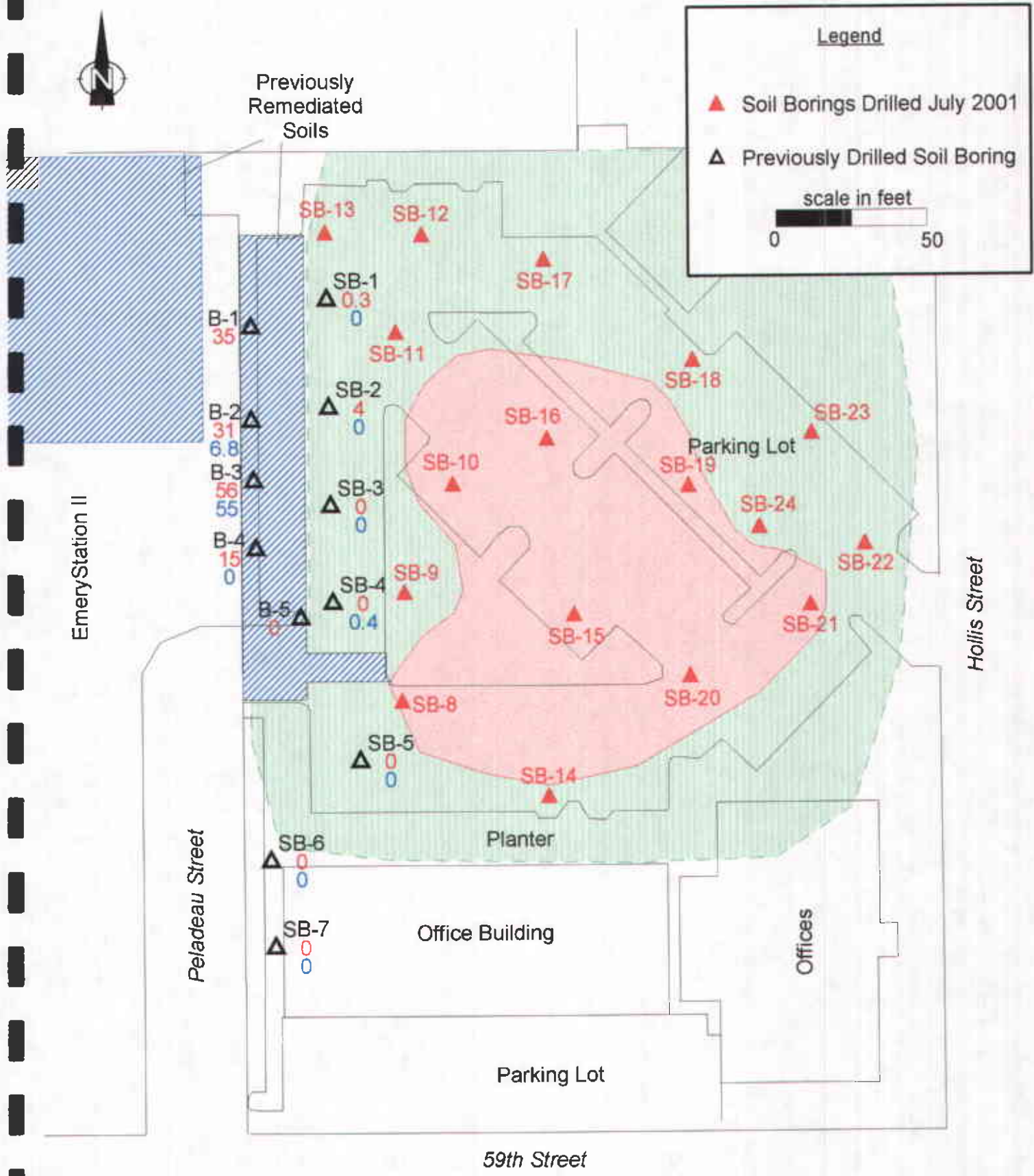


Figure 3: Locations of Recent Soil Borings

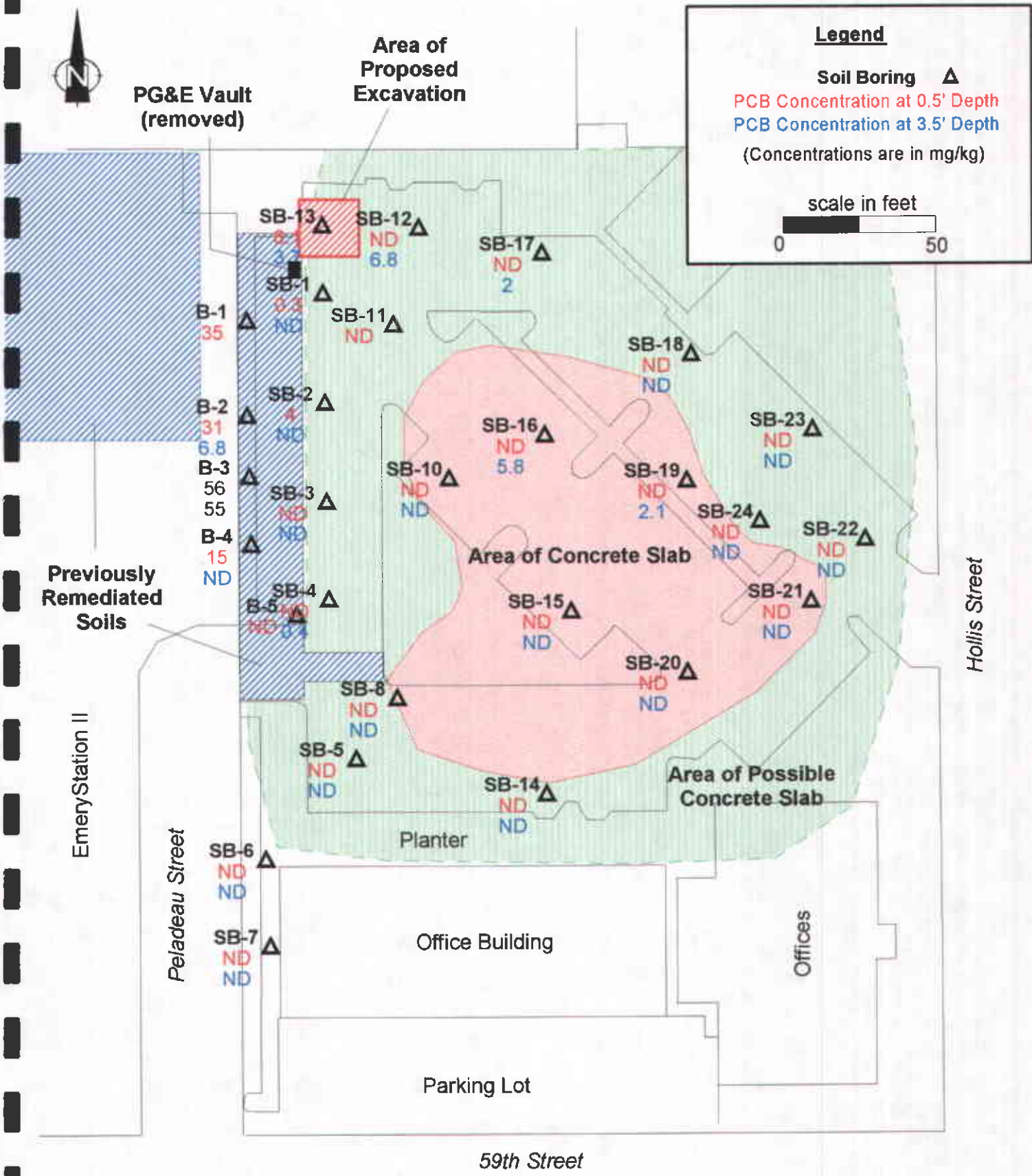


Figure 4: Annotated Results of All Soil Borings in East Parking Lot

Table-1								
Analytical Results of Soil Samples Collected From Different Soil Borings								
East Parking Lot, 6121 Hollis Street, Emeryville, California								
Sample ID	DF	PCB 1016	PCB 1221	PCB 1232	PCB 1242	PCB 1248	PCB 1254	PCB 1260
SB-8 @6"	1.0	ND	ND	ND	ND	ND	ND	ND
SB-8 @3.5"	1.0	ND	ND	ND	ND	ND	ND	ND
SB-10 @6"	1.0	ND	ND	ND	ND	ND	ND	ND
SB-10 @3.5	1.0	ND	ND	ND	ND	ND	ND	ND
SB-11 @6"	1.0	ND	ND	ND	ND	ND	ND	ND
SB-12 @6"	1.0	ND	ND	ND	ND	ND	ND	ND
SB-12 @3.5	1.0	ND	ND	ND	ND	ND	ND	6.8
SB-13 @6"	1.0	ND	ND	ND	ND	ND	ND	8.1
SB-13 @3.5	1.0	ND	ND	ND	ND	ND	ND	3.7
SB-14 @6"	1.0	ND	ND	ND	ND	ND	ND	ND
SB-14 @3.5	1.0	ND	ND	ND	ND	ND	ND	ND
SB-15 @6"	1.0	ND	ND	ND	ND	ND	ND	ND
SB-15 @3.5	1.0	ND	ND	ND	ND	ND	ND	ND
SB-16 @6"	1.0	ND	ND	ND	ND	ND	ND	ND
SB-16 @3.5	1.0	ND	ND	ND	ND	ND	ND	5.8
SB-17 @6"	1.0	ND	ND	ND	ND	ND	ND	ND
SB-17 @3.5	1.0	ND	ND	ND	ND	ND	ND	2.0
SB-18 @6"	1.0	ND	ND	ND	ND	ND	ND	ND
SB-18 @3.5	1.0	ND	ND	ND	ND	ND	ND	ND
SB-19 @6"	1.0	ND	ND	ND	ND	ND	ND	ND
SB-19 @3.5	1.0	ND	ND	ND	ND	ND	ND	2.1
SB-20 @6"	1.0	ND	ND	ND	ND	ND	ND	ND
SB-20 @3.5	1.0	ND	ND	ND	ND	ND	ND	ND
SB-21 @6"	1.0	ND	ND	ND	ND	ND	ND	ND
SB-21 @3.5	1.0	ND	ND	ND	ND	ND	ND	ND
SB-22 @6"	1.0	ND	ND	ND	ND	ND	ND	ND
SB-22 @3.5	1.0	ND	ND	ND	ND	ND	ND	ND
SB-23 @6"	1.0	ND	ND	ND	ND	ND	ND	ND
SB-23 @3.5	1.0	ND	ND	ND	ND	ND	ND	ND
SB-24 @6"	1.0	ND	ND	ND	ND	ND	ND	ND
SB-24 @3.5	1.0	ND	ND	ND	ND	ND	ND	ND

APPENDIX A

**Chain of Custody Forms and
Laboratory Reports**

Delta Environmental Laboratories

Chain of Custody (COC) Form

685 Stone Road #11 & 12

Benicia, Ca. 94510

(707) 747-6081, 800-7476082 FAX (707) 747-6082

Project Name: Food Parking Lot

6121-Hollis Street Emeryville

5 01 10:04a

Results to: <u>Naser Pakrou</u>	
SOMA Environmental Engineering	
2680 Bishop Dr., #203	
San Ramon, CA 94503	
Telephone 1-925-244-6500	Fax 925-244-8601
Sampler's Signature: <u>[Signature]</u>	
Turnaround Time: <u>Normal - Standard</u>	

Analysis Requested

No. of containers	pH	Temperature	TPH-g + BTEX, 8020/8030	TPH - D/OIL, 8015M	BTEX only 8020/802	Oxygenates, 8260	VOC 8260 B	SVOC 8270/825	Oil and Grease, 5520 B.C.F	PCB 8082	MTBE, 8260	Pesticides 8081	Others

LAB ID _____
Rel # _____

6155
1 OF 4

Special Instructions:

#	Sample ID	Date	Time	Matrix	Temperature	TPH-g + BTEX, 8020/8030	TPH - D/OIL, 8015M	BTEX only 8020/802	Oxygenates, 8260	VOC 8260 B	SVOC 8270/825	Oil and Grease, 5520 B.C.F	PCB 8082	MTBE, 8260	Pesticides 8081	Others	Comments
1	SB-8 @ 6"	7/15	8:40	Soil									✓				Sample collected below asphalt Concrete @ 1/2 feet.
2	SB-8 @ 3 1/2 feet	"	5:15	Soil									✓				Sample collected below asphalt Concrete @ 2' bgs.
3	SB-10 @ 6"	"	1:15	Soil									✓				Sample collected below asphalt Concrete @ 2' bgs.
4	SB-10 @ 3 1/2 feet	"	1:40	Soil									✓				Sample collected below asphalt
5	SB-11 @ 6 inches	"	2:15	Soil									✓				Sample below asphalt
6	SB-12 @ 6"	"	9:30	Soil									✓				No concrete
7	SB-12 @ 3 1/2 feet	"	9:45	Soil									✓				Sample below asphalt
8	SB-13 @ 6"	"	10:10	Soil									✓				No concrete
9	SB-13 @ 3 1/2 feet	"	10:15	Soil									✓				Sample below asphalt
10	SB-14 @ 6"	"	4:40	Soil									✓				Sample below asphalt

Relinquished by: <u>Mansour Saleh</u>	Date: <u>7/16/01</u>
Received By: <u>[Signature]</u>	Date: <u>7-16-01</u>
Relinquished by:	Date:
Received By:	Date:

Laboratory Comments:

For Lab Use Only:

08/02/01 THU 11:33 AM 11071410002

Delta Environmental Laboratories, LLC



Chain of Custody (COC) Form

685 Stone Road #11 & 12
Benicia, Ca, 94510
(707) 747-6081, 800-7476082 FAX (707) 747-6082

JUL 16 01 10:04

Results to: Naser Pakrou
 SOMA Environmental Engineering
 2680 Bishop Dr., #203
 San Ramon, CA 94503
 Telephone 1-925-244-6600 Fax 925-244-6601
 Sampler's Signature: [Signature]
 Turnaround Time: Standard

Project Name: East Parking Lot

6121 Hollis Street
Emeryville, CA

LAB ID
Ref #

6155
2 OF 4

Analysis Requested

No. of containers	
pH	
Temperature	
TPH-g + BTEX, 8020/5030	
TPH - D/OIL, 8015M	
BTEX only 8020/602	
Oxygenates, 8260	
VOC 8260 B	
SVOC 8270/625	
Oil and Grease, 5520 B,C,F	
PCB 8082	
MTBE, 8280	
Pesticides 8081	
Others	

Special Instructions:

#	Sample ID	Date	Time	Matrix	No. of containers	pH	Temperature	TPH-g + BTEX, 8020/5030	TPH - D/OIL, 8015M	BTEX only 8020/602	Oxygenates, 8260	VOC 8260 B	SVOC 8270/625	Oil and Grease, 5520 B,C,F	PCB 8082	MTBE, 8280	Pesticides 8081	Others	Comments	
11	SB-14 @ 3 1/2 feet	7/15	5:05	Soil											✓					Concrete @ 2' bgs.
12	SB-15 @ 6"	"	9:00	Soil											✓					Sample collected below asphalt
13	SB-15 @ 3/2	"	11:10	Soil											✓					Concrete @ 2'
14	SB-16 @ 6"	"	11:30	Soil											✓					Sample below asphalt
15	SB-16 @ 3/2	"	12:10	Soil											✓					Concrete @ 2' bgs.
16	SB-17 @ 6"	"	11:20	Soil											✓					Sample below asphalt
17	SB-17 @ 3/2	"	11:45	Soil											✓					NO Concrete
18	SB-18 @ 6"	"	12:15	Soil											✓					Sample below asphalt.
19	SB-18 @ 3/2 feet	"	12:30	Soil											✓					NO Concrete
20	SB-19 @ 6"	"	2:00	Soil											✓					below asphalt.

Relinquished by: Mansour Jafar Date: 7/16/01
 Received by: [Signature] D. CURATO Date: 7-16-01
 Relinquished by: _____ Date: _____
 Received by: _____ Date: _____

Laboratory Comments:

For Lab Use Only:

Delta Environmental Laboratories, LLC



Chain of Custody (COC) Form

685 Stone Road #11 & 12
 Benicia, Ca, 94510
 (707) 747-6081, 800-7475082 FAX (707) 747-6082

JUL 16 01 10:04a

Results to: Naser Pakrou	
SOMA Environmental Engineering	
2680 Bishop Dr., #203	
San Ramon, CA 94503	
Telephone 1-925-244-8600	Fax 925-244-6601
Sampler's Signature: <i>[Signature]</i>	
Turnaround Time: <i>Standard</i>	

Analysis Requested

No. of containers	pH	Temperature	TPH-g + BTEX, 8020/5030	TPH - D/OIL, 8015M	BTEX only 8020/502	Oxygenates, 8260	VOC 8260 B	SVOC 8270/625	Oil and Grease, 5520 B,C,F	PCB 8082	MTBE, 8260	Pesticides 8081	Others
-------------------	----	-------------	-------------------------	--------------------	--------------------	------------------	------------	---------------	----------------------------	----------	------------	-----------------	--------

Project Name: East Parking Lot
6121 Hollis Street
Emeryville, CA
 LAB ID _____
 Ref # _____

6155

3 OF 4

Special Instructions: _____

#	Sample ID	Date	Time	Matrix	pH	Temperature	TPH-g + BTEX, 8020/5030	TPH - D/OIL, 8015M	BTEX only 8020/502	Oxygenates, 8260	VOC 8260 B	SVOC 8270/625	Oil and Grease, 5520 B,C,F	PCB 8082	MTBE, 8260	Pesticides 8081	Others	Comments
21	SB-19 @ 3 1/2 feet	7/15	2:40	Soil										✓				Concrete @ 2'
22	SB-20 @ 6"	7/15	3:00	Soil										✓				Sample below asphalt
23	SB-20 @ 3 1/2 feet	7/15	3:30	Soil										✓				Concrete @ 2'
24	SB-21 @ 6"	7/15	3:45	Soil										✓				Sample below asphalt
25	SB-21 @ 3 1/2 feet	7/15	4:00	Soil										✓				Concrete @ 2 feet
26	SB-22 @ 6"	7/15	4:20	Soil										✓				Sample below asphalt
27	SB-22 @ 3 1/2	7/15	4:30	Soil										✓				No concrete encountered.
28	SB-23 @ 6"	7/15	9:10	Soil										✓				below asphalt
29	SB-23 @ 3 1/2	7/15	9:15	Soil										✓				No concrete
30	SB-24 @ 6"	7/15	10:30	Soil										✓				below asphalt

Relinquished by: <i>Mansour Saleh</i>	Date: 7/16/01
Received By: <i>[Signature]</i> D. WASITO	Date: 7/16/01
Relinquished by: _____	Date: _____
Received By: _____	Date: _____

Laboratory Comments: _____

For Lab Use Only:

Delta Environmental Laboratories, LLC



Chain of Custody (COC) Form

625 Stone Road #11 & 12
Benicia, Ca. 94510
(707) 747-6081, 800-7476082 FAX (707) 747-6082

Results to: <u>Klasar Petrov</u>
SOHA Environmental Engineering
2683 Bishop Dr., #203
San Ramon, CA 94503
Telephone: 1-925-244-6600 Fax: 925-244-6601
Sampler's Signature: <u>[Signature]</u>
Turnaround Time: <u>Standard</u>

Project Name: East Parking Lot
6121 Hollis Street
Emeryville, CA

Analysis Requested	
No. of containers	
pH	
Temperature	
TPH & BTEX: 9020/5030	
TPH - DADIL: 9015M	
BTEX only: 9020/602	
Oxygenates: 8260	
VOC: 8260 B	
SVOC: 8270/825	
Oil and Grease: 5520 B,C,F	
PCB: 808Z	
Metal: 8260	
Pesticides: 8081	
Others	

LAB ID
Rel #

6155

400 OF 4

Special Instructions:				
#	Sample ID	Date	Time	Matrix
31	SR-240 3 1/2 feet	7/15	10:52	Soil

Comments
No concrete

Relinquished by: <u>[Signature]</u>	Date: <u>7-16-01</u>
Received By: <u>[Signature]</u>	Date: <u>7-16-01</u>
Relinquished by:	Date:
Received By:	Date:

Laboratory Comments:

For Lab Use Only:

Client:
SOMA Environmental
2680 Bishop Dr. #203
San Ramon, CA 94503

Client Project ID:
East Parking Lot
6121-Hollis Street
Emeryville

Ref.: R6155_pcb_1
Method: 8082
Sampled: 7/15/2001
Received: 7/16/2001
Matrix: Soil
Analyzed: 7/21-25/01
Reported: 7/27/2001
Units: mg/kg

Attention: Naser Pakrou

Analytical Results for PCBs

Analyte	Detection Limit mg/kg	Results				
		Sample ID				
		SB-8 @6"	SB-8@3.5'	SB-10@6"	SB-10@3.5'	SB-11@6"
		6155-1	6155-2	6155-3	6155-4	6155-5
PCBs						
PCB 1016	1	ND	ND	ND	ND	ND
PCB 1221	1	ND	ND	ND	ND	ND
PCB 1232	1	ND	ND	ND	ND	ND
PCB 1242	1	ND	ND	ND	ND	ND
PCB 1248	1	ND	ND	ND	ND	ND
PCB 1254	1	ND	ND	ND	ND	ND
PCB 1260	1	ND	ND	ND	ND	ND

ND: Not Detected (< MDL)

Delta Environmental Laboratories
Hossein Khosh Khoo, Ph.D.



Delta#1/General/Rtmp_pestpcbww

Client:
SOMA Environmental
2680 Bishop Dr. #203
San Ramon, CA 94503

Client Project ID:
East Parking Lot
6121-Hollis Street
Emeryville

Ref.: R6155_pcb_2
Method: 8082
Sampled: 7/15/2001
Received: 7/16/2001
Matrix: Soil
Analyzed: 7/21-25/01
Reported: 7/27/2001
Units: mg/kg

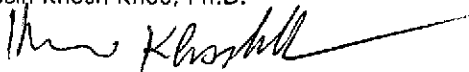
Attention: Naser Pakrou

Analytical Results for PCBs

Analyte	Detection Limit mg/kg	Results				
		Sample ID				
		SB-12 @6"	SB-12@3.5'	SB-13@6"	SB-13@3.5'	SB-14@6"
		6155-6	6155-7	6155-8	6155-9	6155-10
PCBs						
PCB 1016	1	ND	ND	ND	ND	ND
PCB 1221	1	ND	ND	ND	ND	ND
PCB 1232	1	ND	ND	ND	ND	ND
PCB 1242	1	ND	ND	ND	ND	ND
PCB 1248	1	ND	ND	ND	ND	ND
PCB 1254	1	ND	ND	ND	ND	ND
PCB 1260	1	ND	6.8	8.1	3.7	ND

ND:Not Detected(<MDL)

Delta Environmental Laboratories
Hossein Khosh Khoo, Ph.D.



Delta#1/General/Rtmp_pestpcb

Client:
SOMA Environmental
2680 Bishop Dr. #203
San Ramon, CA 94503

Client Project ID:
East Parking Lot
6121-Hollis Street
Emeryville

Ref.: R6155_pcb_3
Method: 8082
Sampled: 7/15/2001
Received: 7/16/2001
Matrix: Soil
Analyzed: 7/21-25/01
Reported: 7/27/2001
Units: mg/kg

Attention: Naser Pakrou

Analytical Results for PCBs

Analyte	Detection Limit mg/kg	Results				
		Sample ID				
		SB-14@3.5'	SB-15@6"	SB-15@3.5'	SB-16@6"	SB-16@3.5'
		6155-11	6155-12	6155-13	6155-14	6155-15
PCBs						
PCB 1016	1	ND	ND	ND	ND	ND
PCB 1221	1	ND	ND	ND	ND	ND
PCB 1232	1	ND	ND	ND	ND	ND
PCB 1242	1	ND	ND	ND	ND	ND
PCB 1248	1	ND	ND	ND	ND	ND
PCB 1254	1	ND	ND	ND	ND	ND
PCB 1260	1	ND	ND	ND	ND	5.8

ND: Not Detected (<MDL)

Delta Environmental Laboratories
Hossein Khosh Khoo, Ph.D.



Delta#1/General/Rtmp_pestpcb

Client:
SOMA Environmental
2680 Bishop Dr. #203
San Ramon, CA 94503

Client Project ID:
East Parking Lot
6121-Hollis Street
Emeryville

Ref.: R6155_pcb_4
Method: 8082
Sampled: 7/15/2001
Received: 7/16/2001
Matrix: Soil
Analyzed: 7/21-25/01
Reported: 7/27/2001
Units: mg/kg

Attention: Naser Pakrou

Analytical Results for PCBs

Analyte	Detection Limit mg/kg	Results				
		Sample ID				
		SB-17@6"	SB-17@3.5'	SB-18@6"	SB-18@3.5'	SB-19@6"
		6155-16	6155-17	6155-18	6155-19	6155-20
PCBs						
PCB 1016	1	ND	ND	ND	ND	ND
PCB 1221	1	ND	ND	ND	ND	ND
PCB 1232	1	ND	ND	ND	ND	ND
PCB 1242	1	ND	ND	ND	ND	ND
PCB 1248	1	ND	ND	ND	ND	ND
PCB 1254	1	ND	ND	ND	ND	ND
PCB 1260	1	ND	2.0	ND	ND	ND

ND:Not Detected(<MDL)

Delta Environmental Laboratories
Hossein Khosh Khoo, Ph.D.



Delta#1/General/Rtmp_pestpcb

Client:
SOMA Environmental
2680 Bishop Dr. #203
San Ramon, CA 94503

Client Project ID:
East Parking Lot
6121-Hollis Street
Emeryville

Ref.: R6155_pcb_5
Method: 8082
Sampled: 7/15/2001
Received: 7/16/2001
Matrix: Soil
Analyzed: 7/21-25/01
Reported: 7/27/2001
Units: mg/kg

Attention: Naser Pakrou

Analytical Results for PCBs

Analyte	Detection Limit mg/kg	Results				
		Sample ID				
		SB-19@3.5'	SB-20@6"	SB-20@3.5'	SB-21@6"	SB-21@3.5'
		6155-21	6155-22	6155-23	6155-24	6155-25
PCBs						
PCB 1016	1	ND	ND	ND	ND	ND
PCB 1221	1	ND	ND	ND	ND	ND
PCB 1232	1	ND	ND	ND	ND	ND
PCB 1242	1	ND	ND	ND	ND	ND
PCB 1248	1	ND	ND	ND	ND	ND
PCB 1254	1	ND	ND	ND	ND	ND
PCB 1260	1	2.1	ND	ND	ND	ND

ND:Not Detected(< MDL)

Delta Environmental Laboratories
Hossein Khosh Khoo, Ph.D.



Delta#1/General/Rtmp_pestpcbvw

Client:
SOMA Environmental
2680 Bishop Dr. #203
San Ramon, CA 94503

Client Project ID:
East Parking Lot
6121-Hollis Street
Emeryville

Ref.: R6155_pcb_6
Method: 8082
Sampled: 7/15/2001
Received: 7/16/2001
Matrix: Soil
Analyzed: 7/21-25/01
Reported: 7/27/2001
Units: mg/kg

Attention: Naser Pakrou

Analytical Results for PCBs

Analyte	Detection Limit mg/kg	Results					
		Sample ID					
		SB-22@6"	SB-22@3.5'	SB-23@6"	SB-23@3.5'	SB-24@6"	SB-24@3.5'
		6155-26	6155-27	6155-28	6155-29	6155-30	6155-31
PCBs							
PCB 1016	1	ND	ND	ND	ND	ND	ND
PCB 1221	1	ND	ND	ND	ND	ND	ND
PCB 1232	1	ND	ND	ND	ND	ND	ND
PCB 1242	1	ND	ND	ND	ND	ND	ND
PCB 1248	1	ND	ND	ND	ND	ND	ND
PCB 1254	1	ND	ND	ND	ND	ND	ND
PCB 1260	1	ND	ND	ND	ND	ND	ND

ND: Not Detected (<MDL)

Delta Environmental Laboratories
Hossein Khosh Khoo, Ph.D.



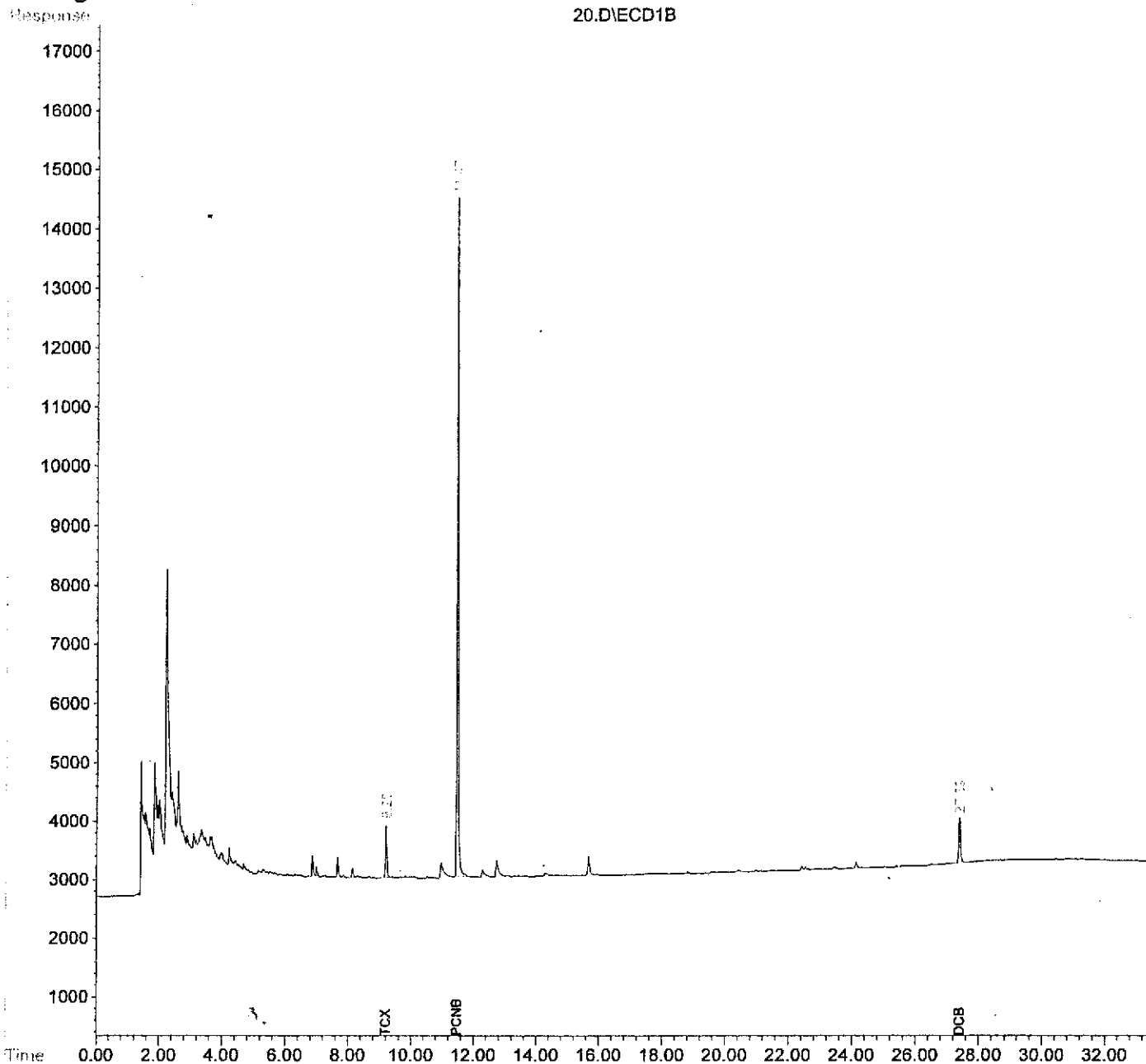
Delta#1/General/Rtmp_pestpcb.w

Data File : C:\HPCHEM\1\DATA\072001B\20.D
Acq On : 21 Jul 101 4:02 am
Sample : 6155-1x20
Misc : SB-8@6"
IntFile : events.e
Quant Time: Jul 23 11:23 19101 Quant Results File: 1260_07.RES

Vial: 20
Operator:
Inst : HP2
Multiplr: 1.00

Quant Method : C:\HPCHEM\1\METHODS\1260_07.M (Chemstation Integrator)
Title : PCB
Last Update : Fri Jul 20 13:44:30 2001
Response via : Multiple Level Calibration
DataAcq Meth : PCB1.M

Volume Inj. :
Signal Phase :
Signal Info :



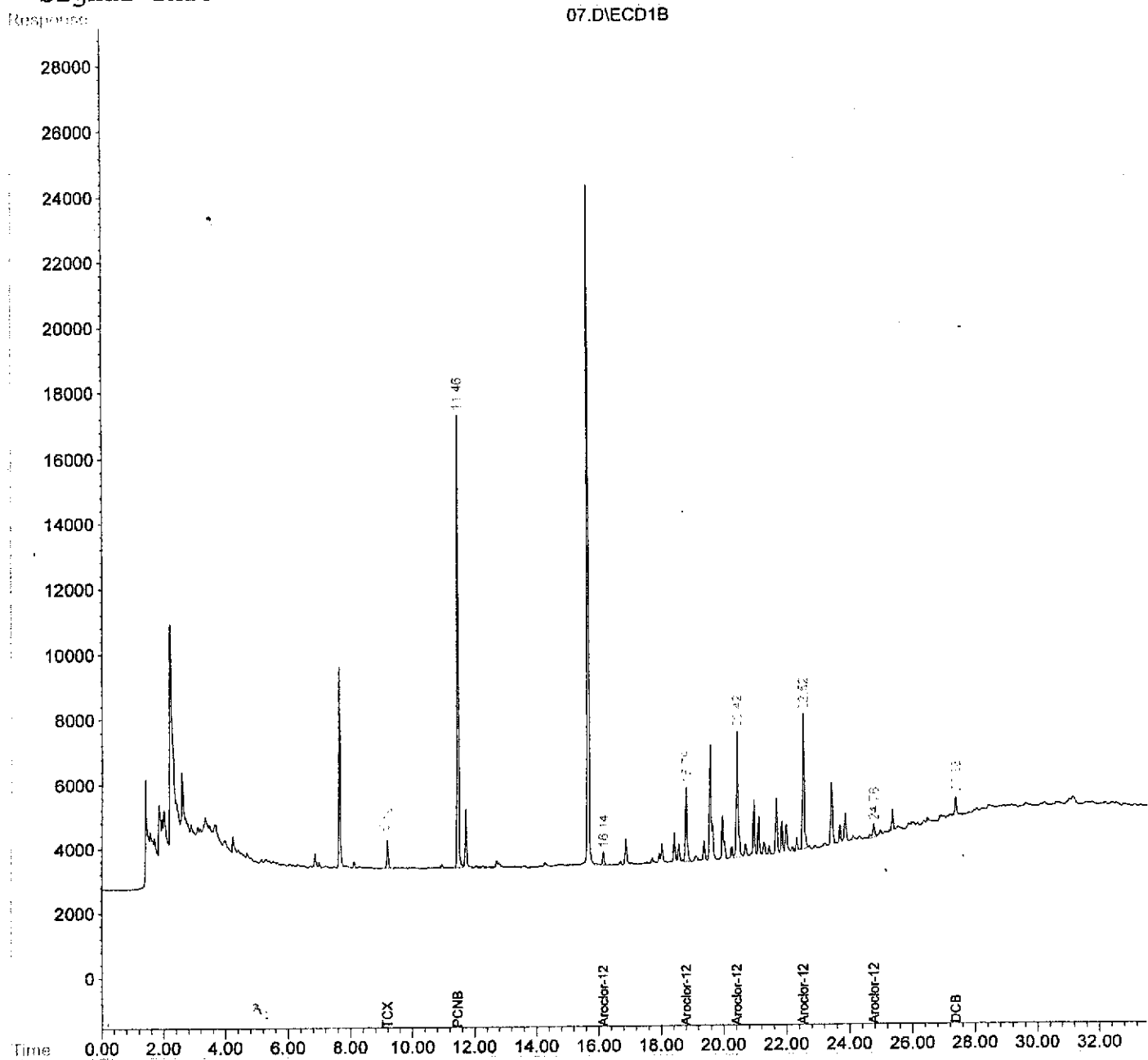
Data File : C:\HPCHEM\1\DATA\072101\07.D
Acq On : 21 Jul 101 4:01 pm
Sample : 6155-2x20
Misc : SB-8@ 3 1/2'
IntFile : events.e
Quant Time: Jul 23 11:37 19101

Vial: 7
Operator:
Inst : HP2
Multiplr: 1.00

Quant Results File: 1260_07.RES

Quant Method : C:\HPCHEM\1\METHODS\1260_07.M (Chemstation Integrator)
Title : PCB
Last Update : Fri Jul 20 13:44:30 2001
Response via : Multiple Level Calibration
DataAcq Meth : PCB1.M

Volume Inj. :
Signal Phase :
Signal Info :



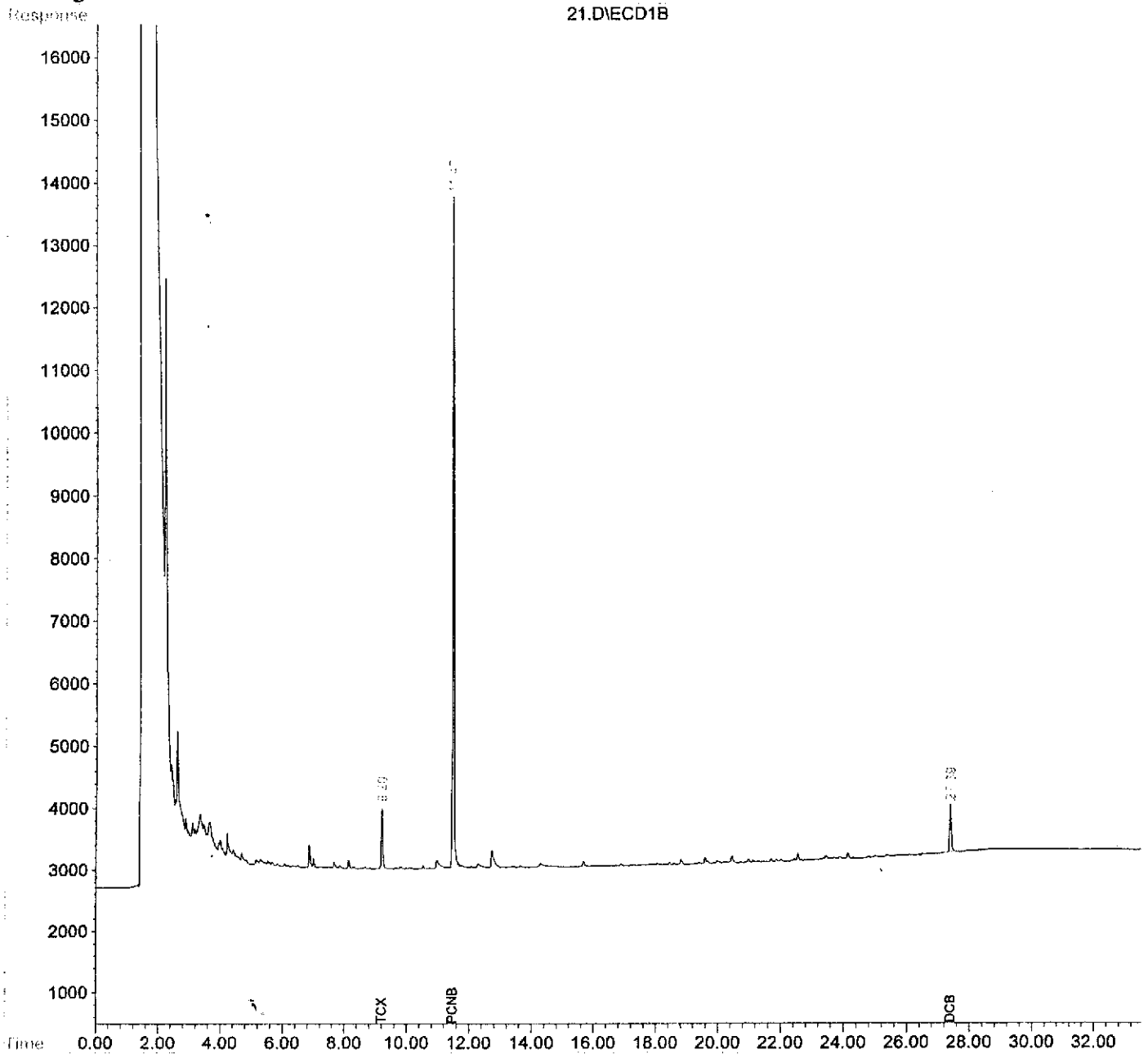
Quantitation Report

Data File : C:\HPCHEM\1\DATA\072001B\21.D
Acq On : 21 Jul 101 4:41 am
Sample : 6155-3x20
Misc : SB-10@6"
IntFile : events.e
Quant Time: Jul 23 11:23 19101

Vial: 21
Operator:
Inst : HP2
Multiplr: 1.00

Quant Results File: 1260_07.RES
Quant Method : C:\HPCHEM\1\METHODS\1260_07.M (Chemstation Integrator)
Title : PCB
Last Update : Fri Jul 20 13:44:30 2001
Response via : Multiple Level Calibration
DataAcq Meth : PCB1.M

Volume Inj. :
Signal Phase :
Signal Info :



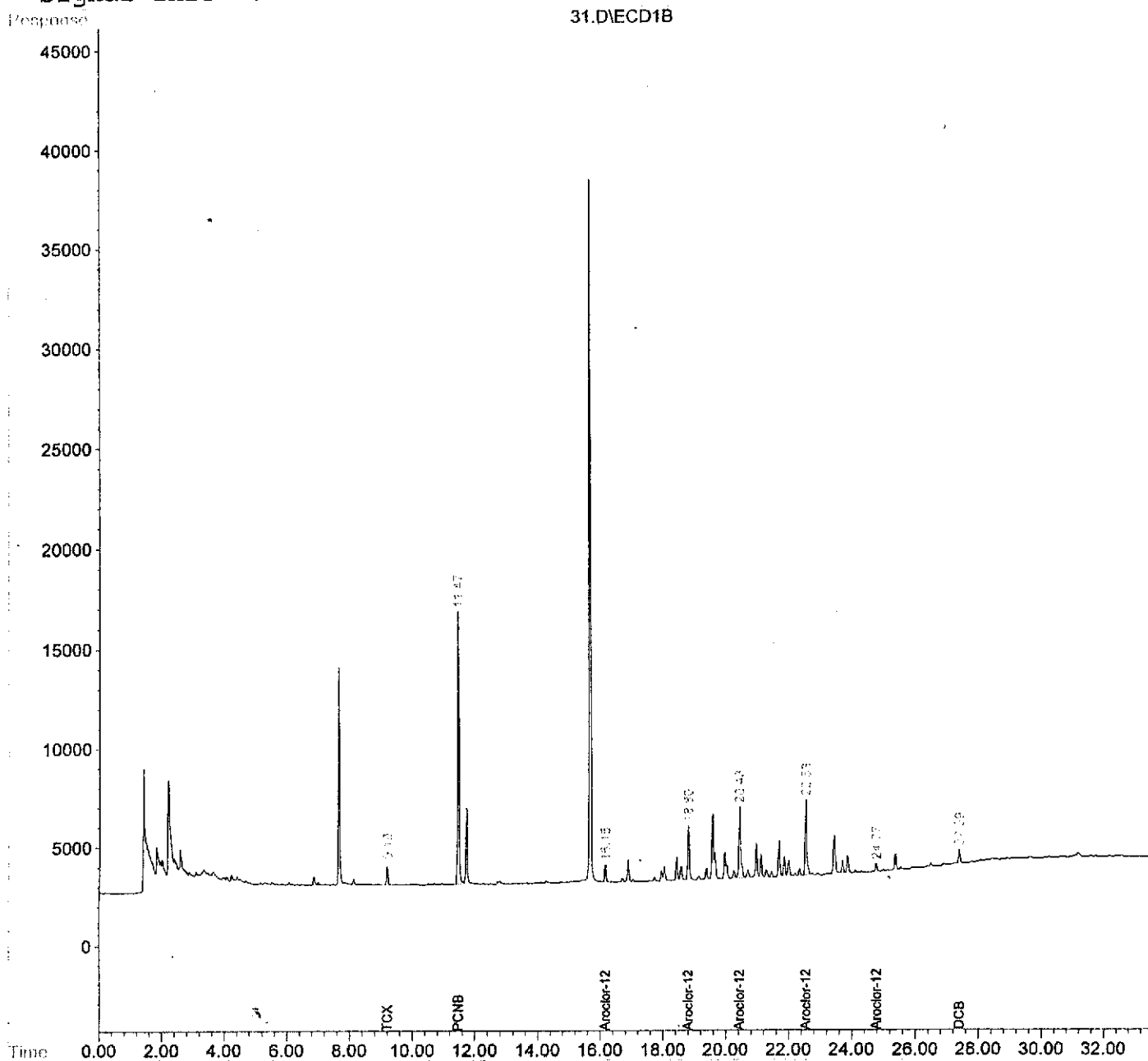
Data File : C:\HPCHEM\1\DATA\072001B\31.D
Acq On : 21 Jul 2010 11:05 am
Sample : 6155-4x20
Misc : SB-10@3 1/2'
IntFile : events.e
Quant Time: Jul 23 11:35 19101

Vial: 31
Operator:
Inst : HP2
Multiplr: 1.00

Quant Results File: 1260_07.RES

Quant Method : C:\HPCHEM\1\METHODS\1260_07.M (Chemstation Integrator)
Title : PCB
Last Update : Fri Jul 20 13:44:30 2001
Response via : Multiple Level Calibration
DataAcq Meth : PCB1.M

Volume Inj. :
Signal Phase :
Signal Info :



Quantitation Report

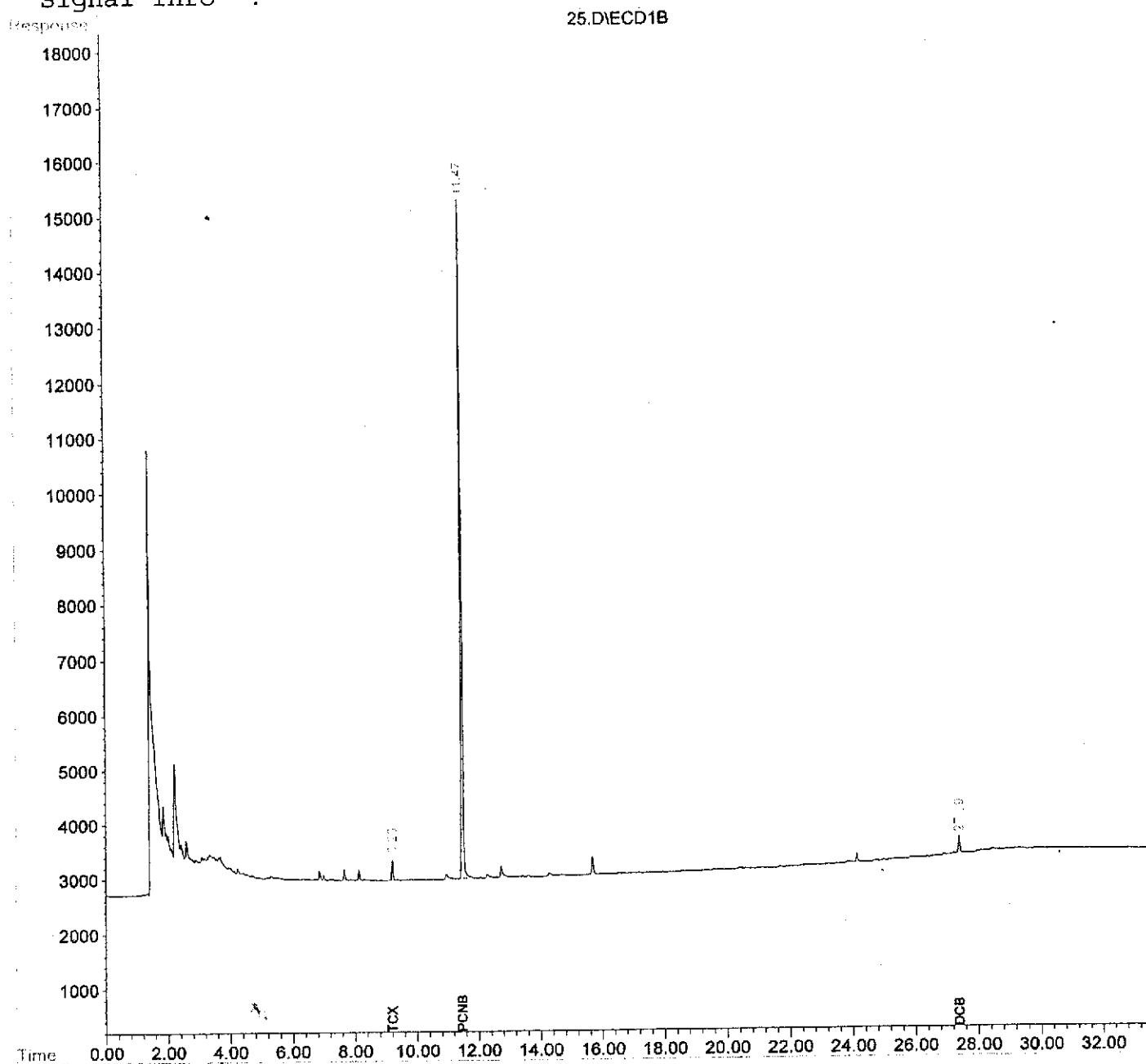
Data File : C:\HPCHEM\1\DATA\072001B\25.D
Acq On : 21 Jul 20101 7:15 am
Sample : 6155-5x20
Misc : SB-11 @ 6⁰
IntFile : events.e
Quant Time: Jul 23 11:31 19101

Vial: 25
Operator:
Inst : HP2
Multiplr: 1.00

Quant Results File: 1260_07.RES

Quant Method : C:\HPCHEM\1\METHODS\1260_07.M (Chemstation Integrator)
Title : PCB
Last Update : Fri Jul 20 13:44:30 2001
Response via : Multiple Level Calibration
DataAcq Meth : PCB1.M

Volume Inj. :
Signal Phase :
Signal Info :



25.D\EC1B

Quantitation Report

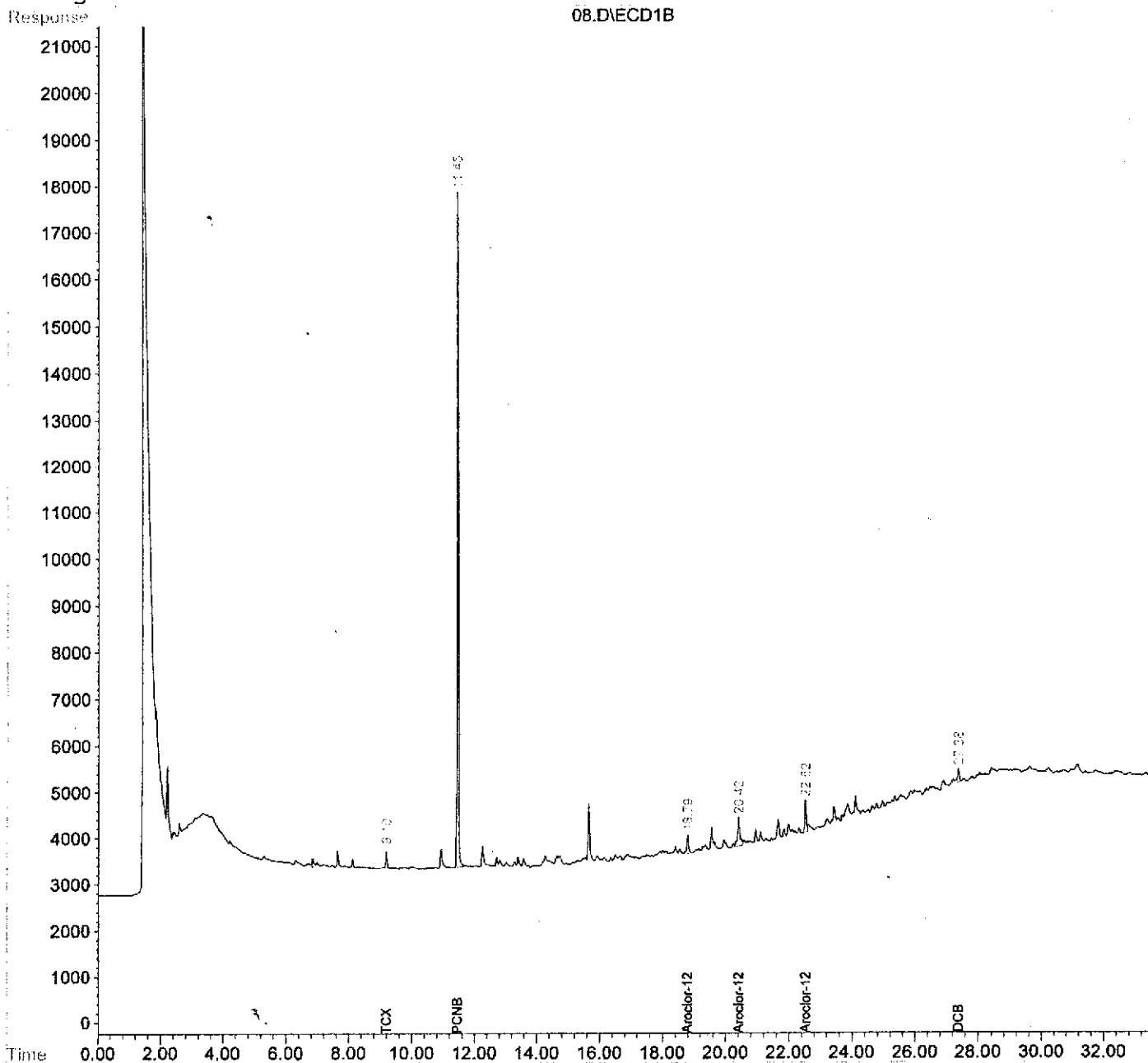
Data File : C:\HPCHEM\1\DATA\072101\08.D
Acq On : 21 Jul 101 4:40 pm
Sample : 6155-6x20
Misc : SB-12@6ⁿ
IntFile : events.e

Vial: 8
Operator:
Inst : HP2
Multiplr: 1.00

Quant Time: Jul 23 11:37 19101 Quant Results File: 1260_07.RES

Quant Method : C:\HPCHEM\1\METHODS\1260_07.M (Chemstation Integrator)
Title : PCB
Last Update : Fri Jul 20 13:44:30 2001
Response via : Multiple Level Calibration
DataAcq Meth : PCB1.M

Volume Inj. :
Signal Phase :
Signal Info :



Quantitation Report

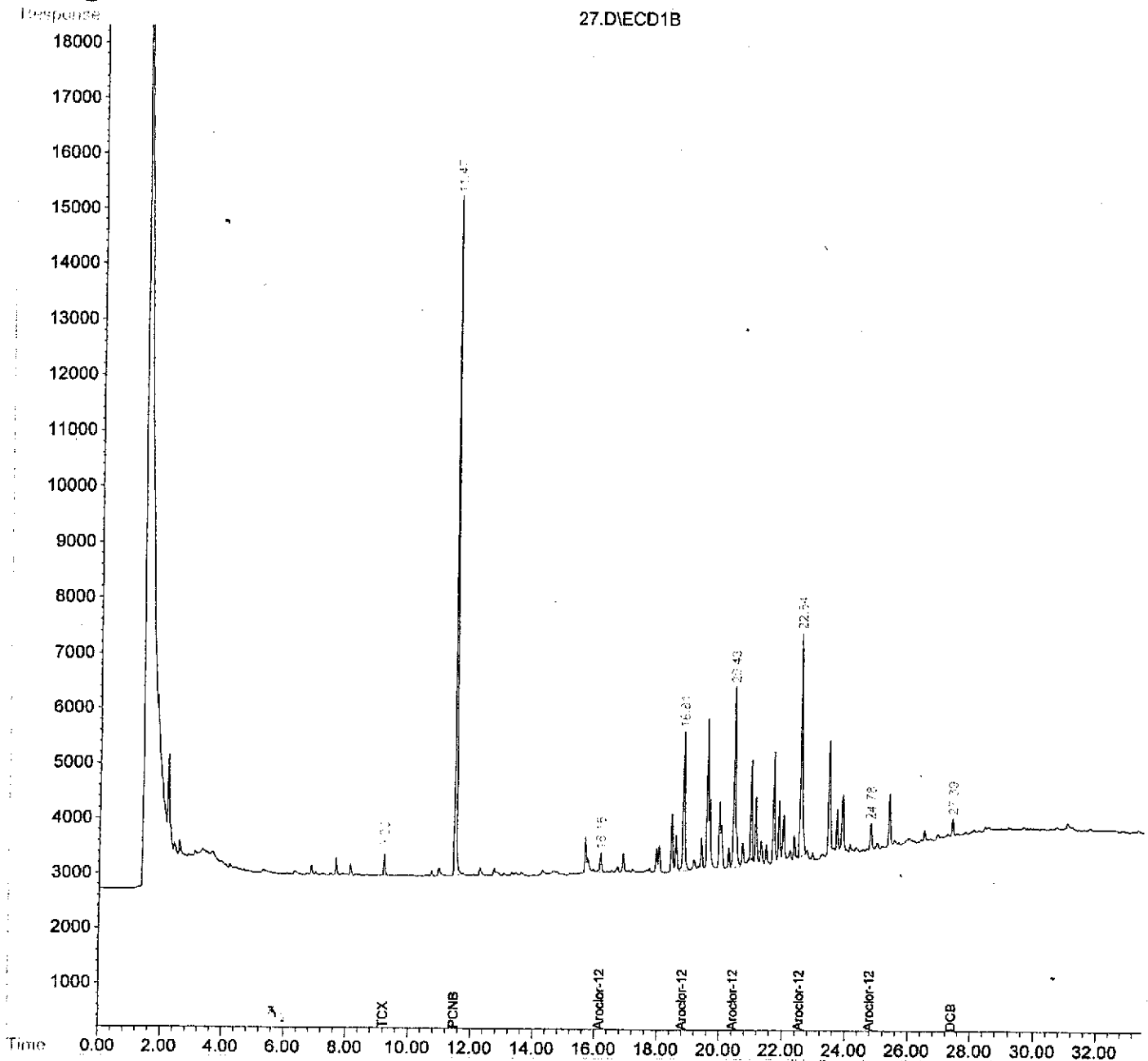
Data File : C:\HPCHEM\1\DATA\072001B\27.D
Acq On : 21 Jul 101 8:32 am
Sample : 6155-7x20
Misc : SB-12 @ 3 1/2'
IntFile : events.e

Vial: 27
Operator:
Inst : HP2
Multiplr: 1.00

Quant Time: Jul 23 11:33 19101 Quant Results File: 1260_07.RES

Quant Method : C:\HPCHEM\1\METHODS\1260_07.M (Chemstation Integrator)
Title : PCB
Last Update : Fri Jul 20 13:44:30 2001
Response via : Multiple Level Calibration
DataAcq Meth : PCB1.M

Volume Inj. :
Signal Phase :
Signal Info :



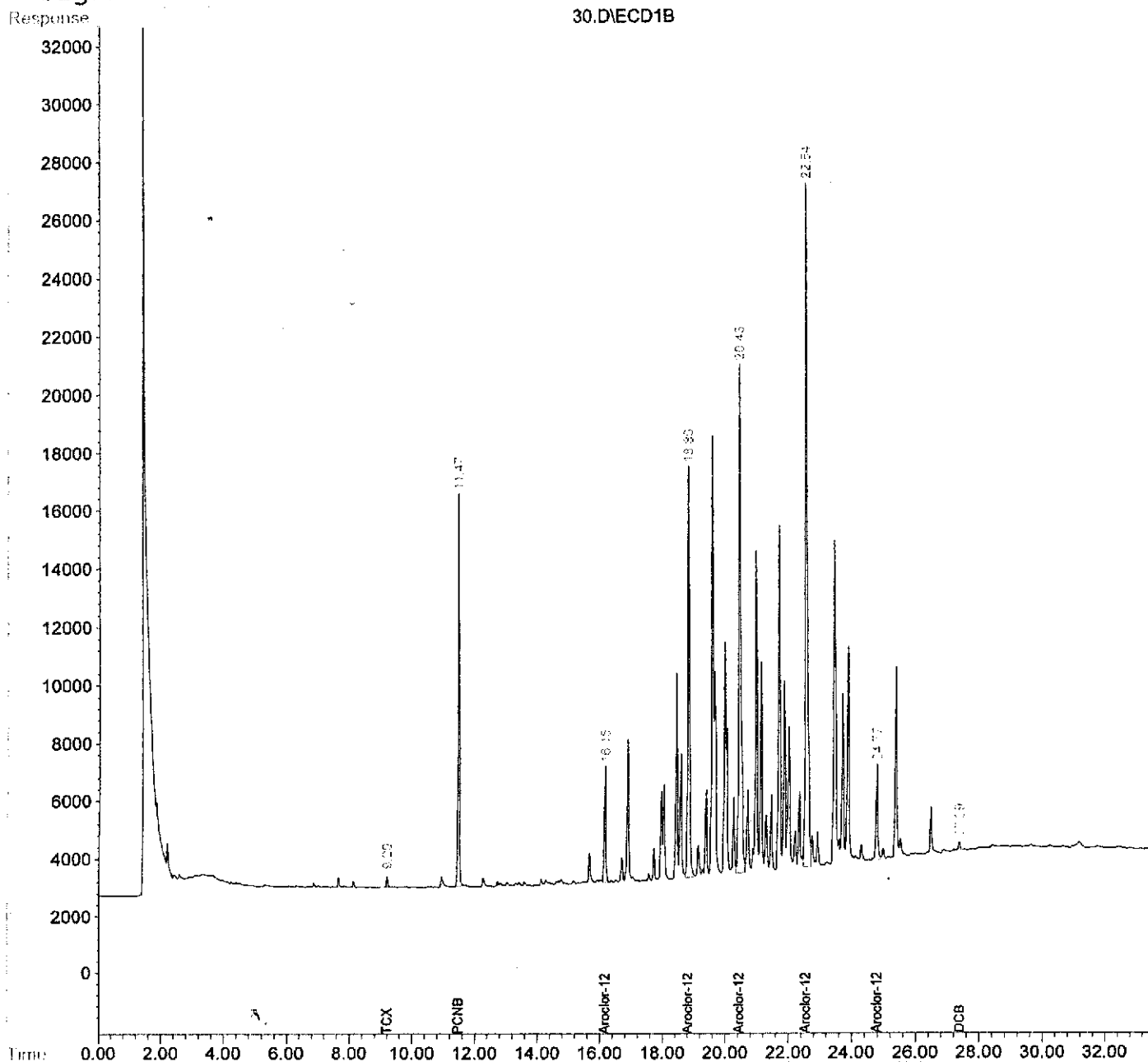
Quantitation Report

Data File : C:\HPCHEM\1\DATA\072001B\30.D
Acq On : 21 Jul 101 10:27 am
Sample : 6155-8x20
Misc : SB-13@6"
IntFile : events.e
Quant Time: Jul 23 11:34 19101

Vial: 30
Operator:
Inst : HP2
Multiplr: 1.00

Quant Method : C:\HPCHEM\1\METHODS\1260_07.M (Chemstation Integrator)
Title : PCB
Last Update : Fri Jul 20 13:44:30 2001
Response via : Multiple Level Calibration
DataAcq Meth : PCB1.M

Volume Inj. :
Signal Phase :
Signal Info :



Quantitation Report

Data File : C:\HPCHEM\1\DATA\072001B\28.D
Acq On : 21 Jul 101 9:10 am
Sample : 6155-9x20
Misc : SB-13 @ 3 1/2'
IntFile : events.e
Quant Time: Jul 23 11:34 19101

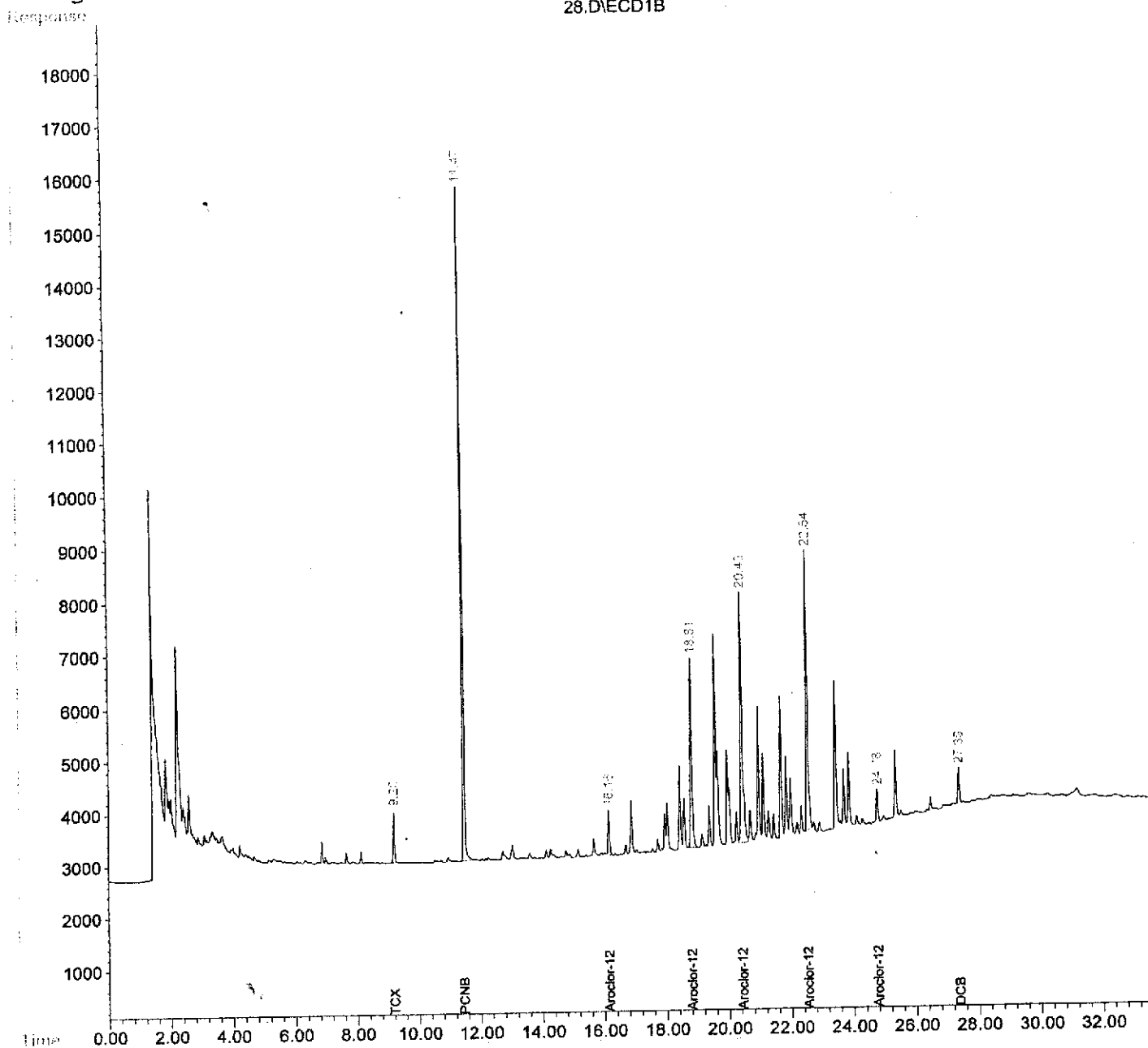
Vial: 28
Operator:
Inst : HP2
Multiplr: 1.00

Quant Results File: 1260_07.RES

Quant Method : C:\HPCHEM\1\METHODS\1260_07.M (Chemstation Integrator)
Title : PCB
Last Update : Fri Jul 20 13:44:30 2001
Response via : Multiple Level Calibration
DataAcq Meth : PCB1.M

Volume Inj. :
Signal Phase :
Signal Info :

28.D\NECD1B



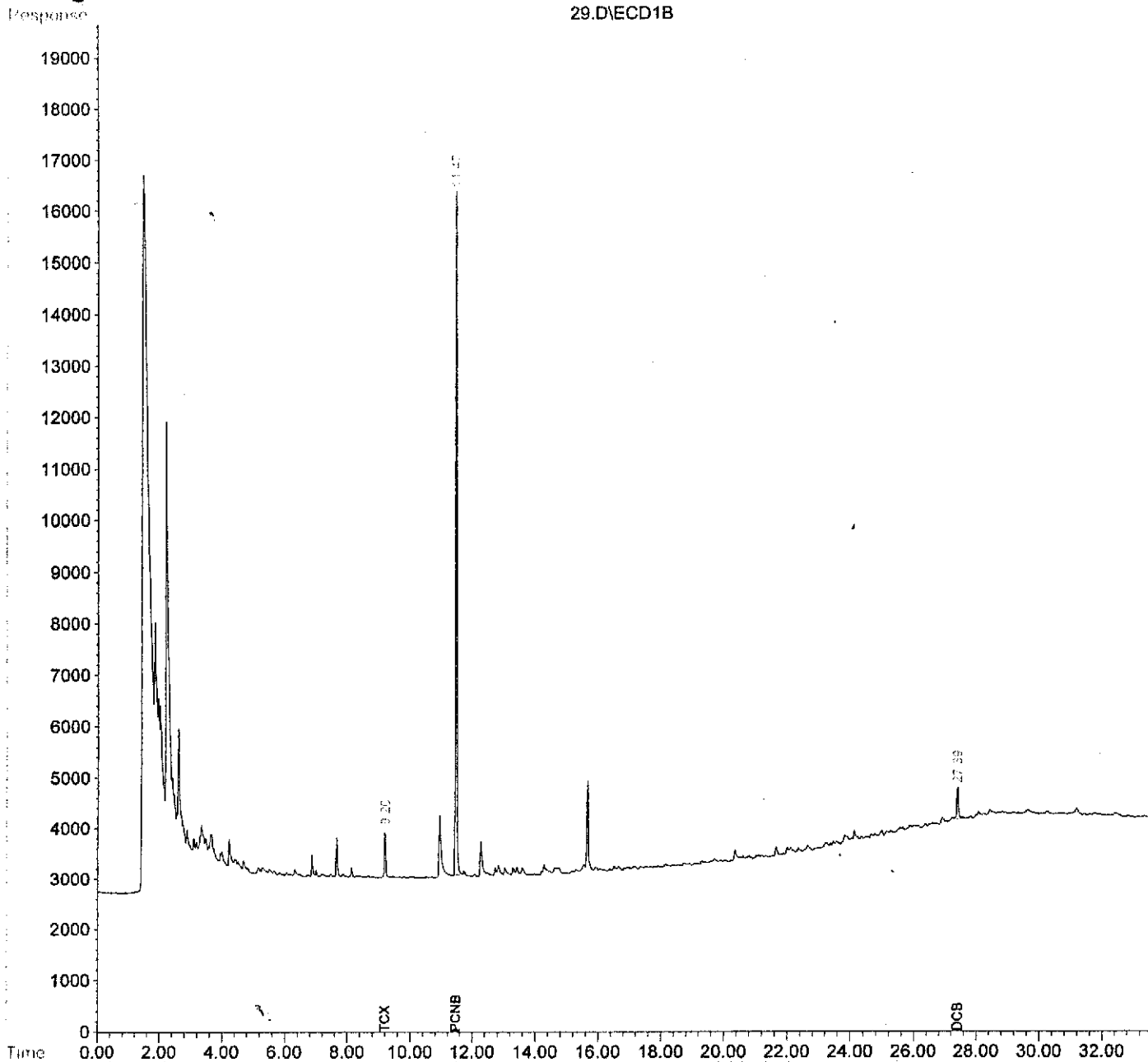
Quantitation Report

Data File : C:\HPCHEM\1\DATA\072001B\29.D
Acq On : 21 Jul 101 9:48 am
Sample : 6155-10x20
Misc : SB-14@6"
IntFile : events.e
Quant Time: Jul 23 11:34 19101 Quant Results File: 1260_07.RES

Vial: 29
Operator:
Inst : HP2
Multiplr: 1.00

Quant Method : C:\HPCHEM\1\METHODS\1260_07.M (Chemstation Integrator)
Title : PCB
Last Update : Fri Jul 20 13:44:30 2001
Response via : Multiple Level Calibration
DataAcq Meth : PCB1.M

Volume Inj. :
Signal Phase :
Signal Info :



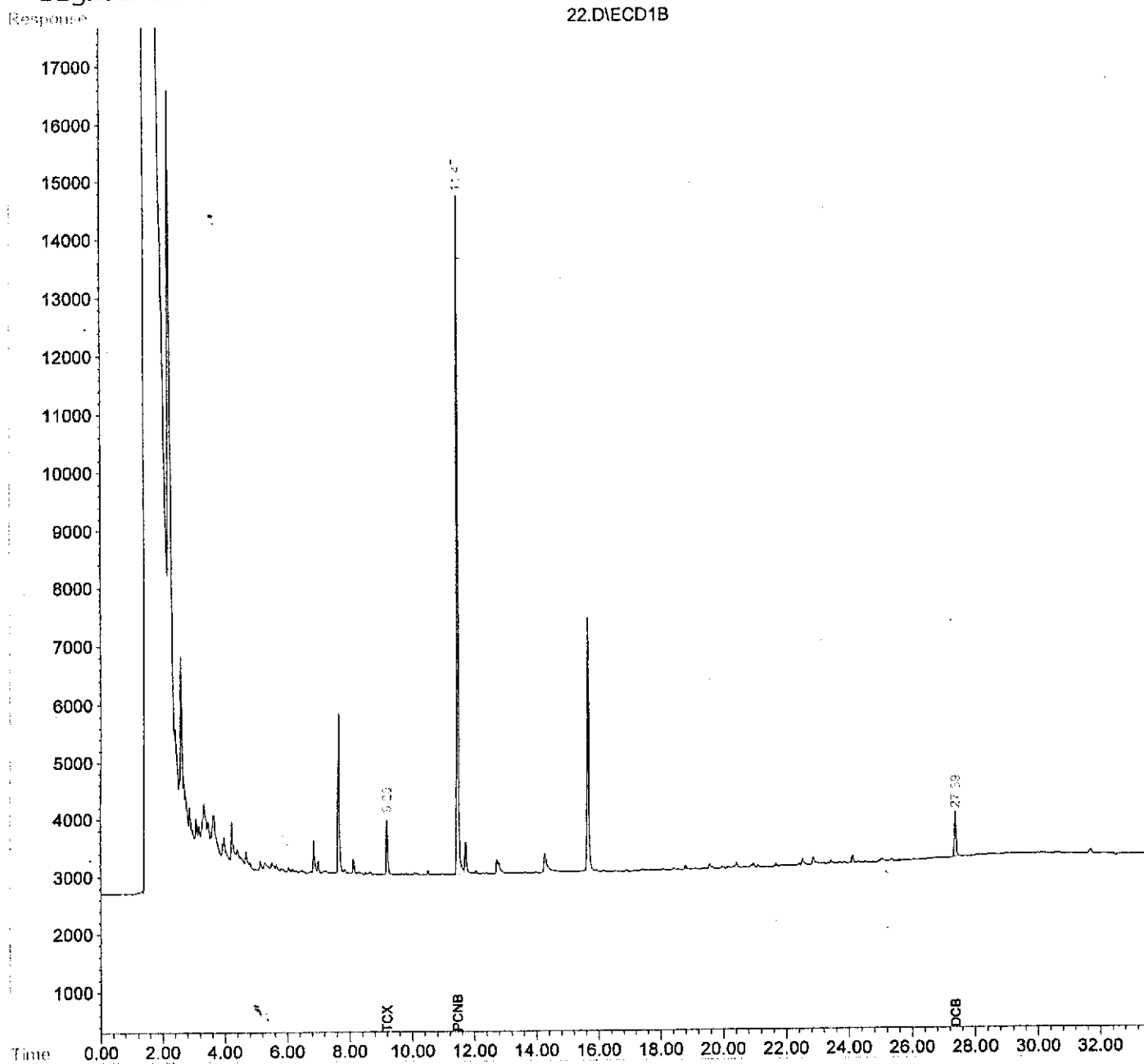
Quantitation Report

Data File : C:\HPCHEM\1\DATA\072001B\22.D
Acq On : 21 Jul 101 5:19 am
Sample : 6155-11x20
Misc : SB-14@3 1/2'
IntFile : events.e
Quant Time: Jul 23 11:24 19101

Vial: 22
Operator:
Inst : HP2
Multiplr: 1.00

Quant Method : C:\HPCHEM\1\METHODS\1260_07.M (Chemstation Integrator)
Title : PCB
Last Update : Fri Jul 20 13:44:30 2001
Response via : Multiple Level Calibration
DataAcq Meth : PCB1.M

Volume Inj. :
Signal Phase :
Signal Info :



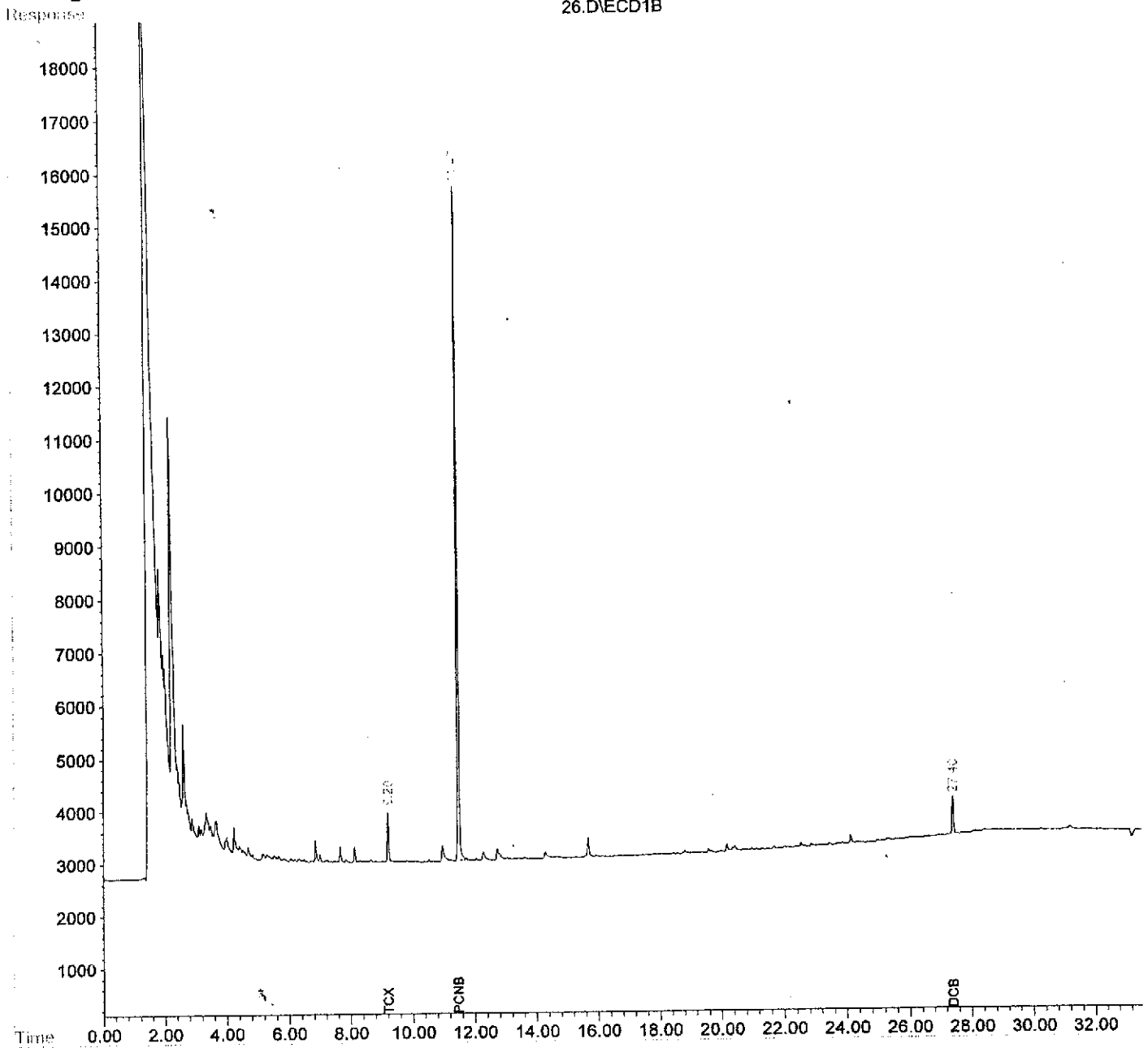
Data File : C:\HPCHEM\1\DATA\072001B\26.D
Acq On : 21 Jul 101 7:53 am
Sample : 6155-12x20
Misc : SB-15@6"
IntFile : events.e
Quant Time: Jul 23 11:33 19101

Vial: 26
Operator:
Inst : HP2
Multiplr: 1.00

Quant Method : C:\HPCHEM\1\METHODS\1260_07.M (Chemstation Integrator)
Title : PCB
Last Update : Fri Jul 20 13:44:30 2001
Response via : Multiple Level Calibration
DataAcq Meth : PCB1.M

Volume Inj. :
Signal Phase :
Signal Info :

26.D\IECD1B



Quantitation Report

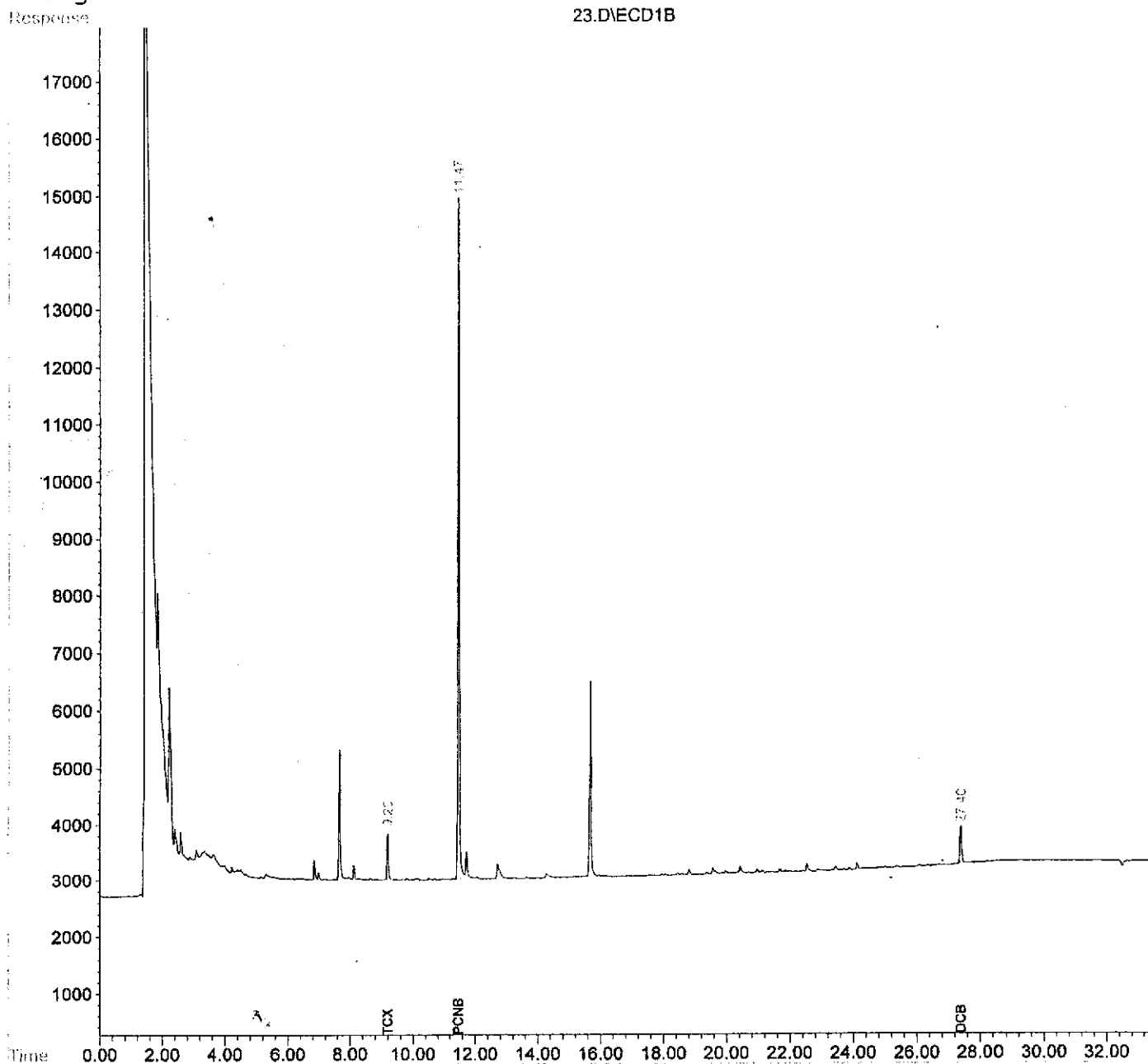
Data File : C:\HPCHEM\1\DATA\072001B\23.D
Acq On : 21 Jul 101 5:58 am
Sample : 6155-13x20
Misc : SB-15 @ 3 1/2'
IntFile : events.e

Vial: 23
Operator:
Inst : HP2
Multiplr: 1.00

Quant Time: Jul 23 11:30 19101 Quant Results File: 1260_07.RES

Quant Method : C:\HPCHEM\1\METHODS\1260_07.M (Chemstation Integrator)
Title : PCB
Last Update : Fri Jul 20 13:44:30 2001
Response via : Multiple Level Calibration
DataAcq Meth : PCB1.M

Volume Inj. :
Signal Phase :
Signal Info :



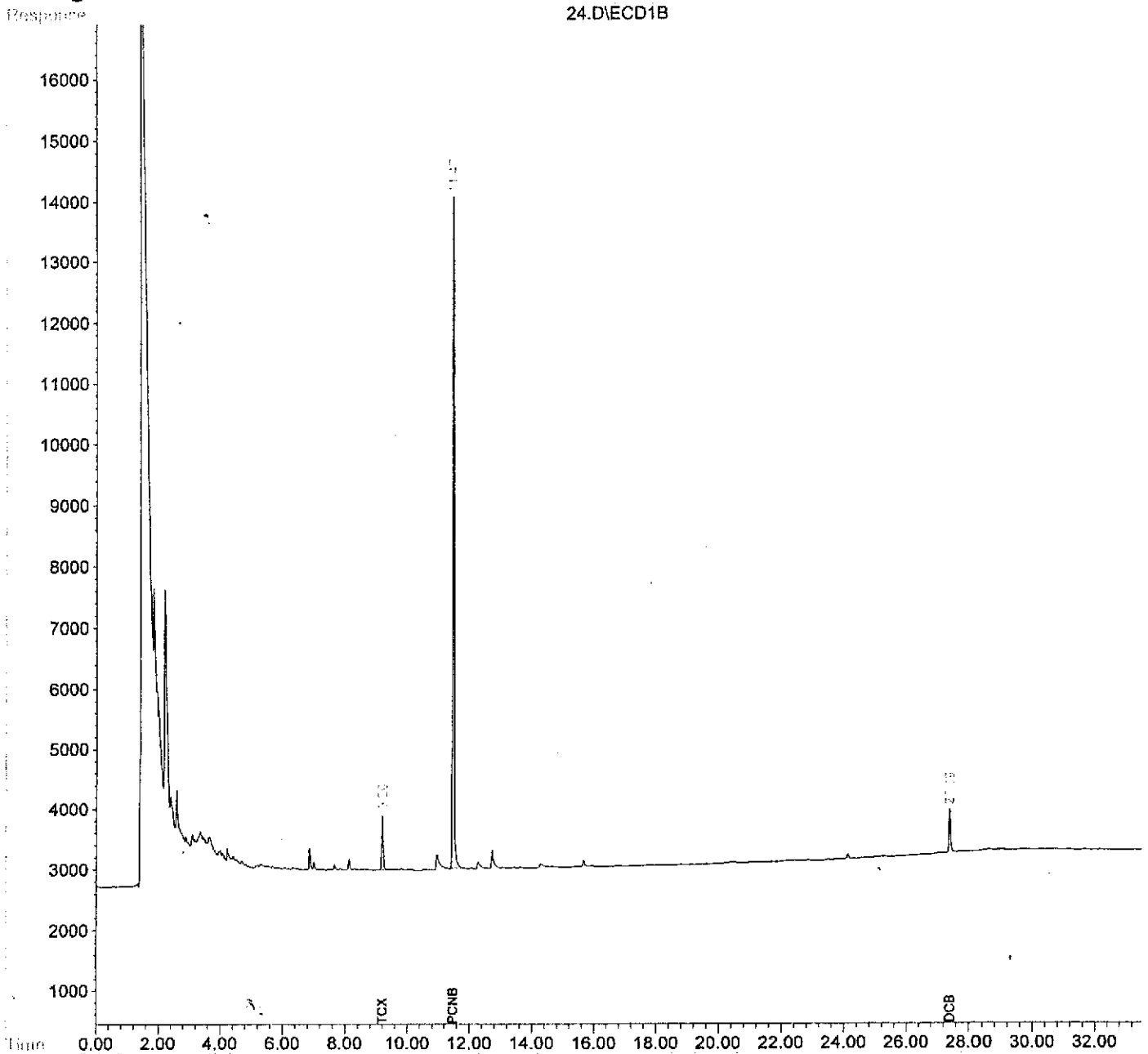
Quantitation Report

Data File : C:\HPCHEM\1\DATA\072001B\24.D
Acq On : 21 Jul 101 6:36 am
Sample : 6155-14x20
Misc : 5B-16 @ 6¹
IntFile : events.e
Quant Time: Jul 23 11:48 19101

Vial: 24
Operator:
Inst : HP2
Multiplr: 1.00

Quant Method : C:\HPCHEM\1\METHODS\1254_07.M (Chemstation Integrator)
Title : PCB
Last Update : Fri Jul 20 08:43:33 2001
Response via : Multiple Level Calibration
DataAcq Meth : PCB1.M

Volume Inj. :
Signal Phase :
Signal Info :



Quantitation Report

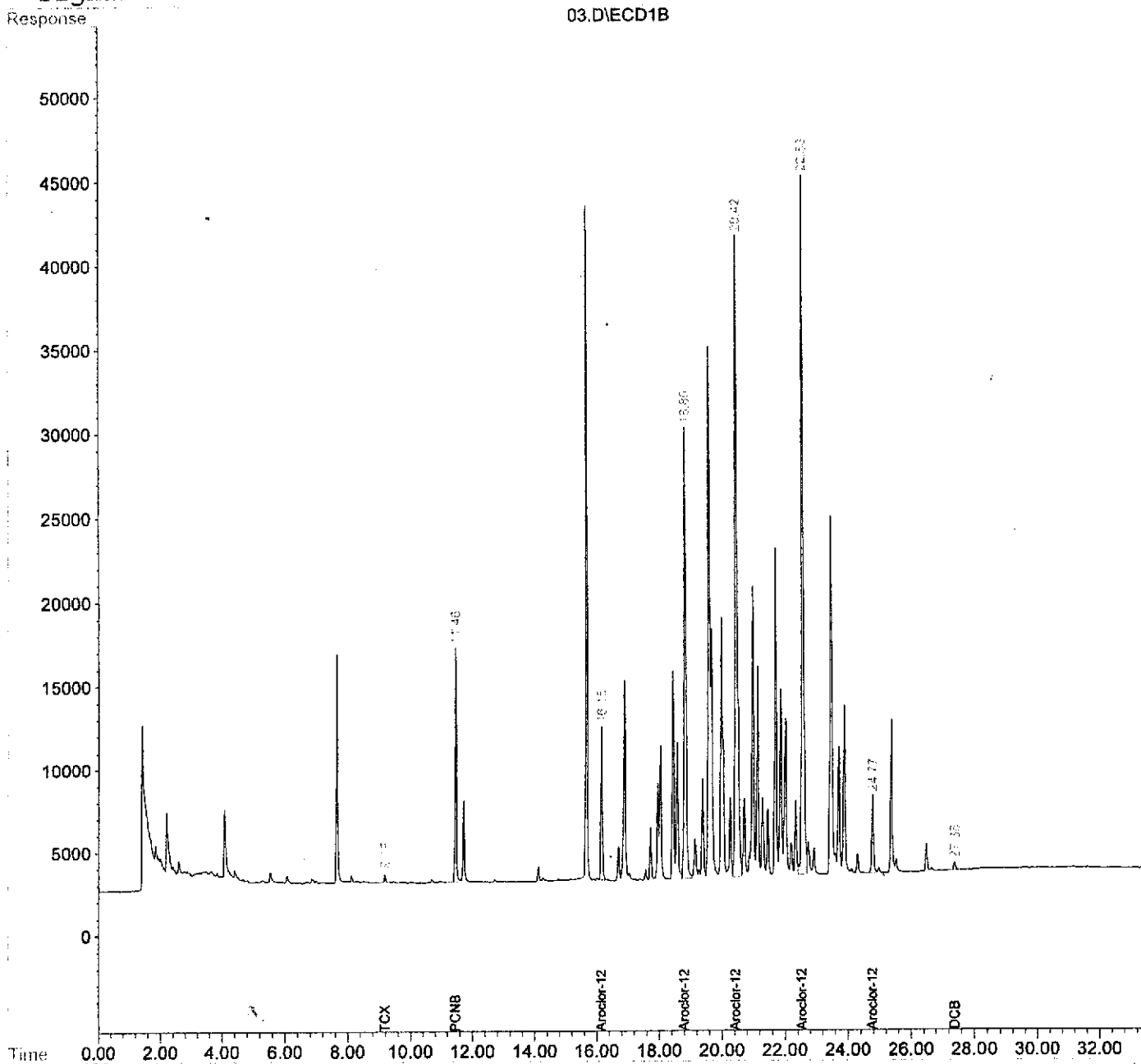
Data File : C:\HPCHEM\1\DATA\072101\03.D
Acq On : 21 Jul 101 1:27 pm
Sample : 6155-15x20
Misc : SB-16 @ 3 1/2'
IntFile : events.e

Vial: 3
Operator:
Inst : HP2
Multiplr: 1.00

Quant Time: Jul 23 11:36 19101 Quant Results File: 1260_07.RES

Quant Method : C:\HPCHEM\1\METHODS\1260_07.M (Chemstation Integrator)
Title : PCB
Last Update : Fri Jul 20 13:44:30 2001
Response via : Multiple Level Calibration
DataAcq Meth : PCB1.M

Volume Inj. :
Signal Phase :
Signal Info :



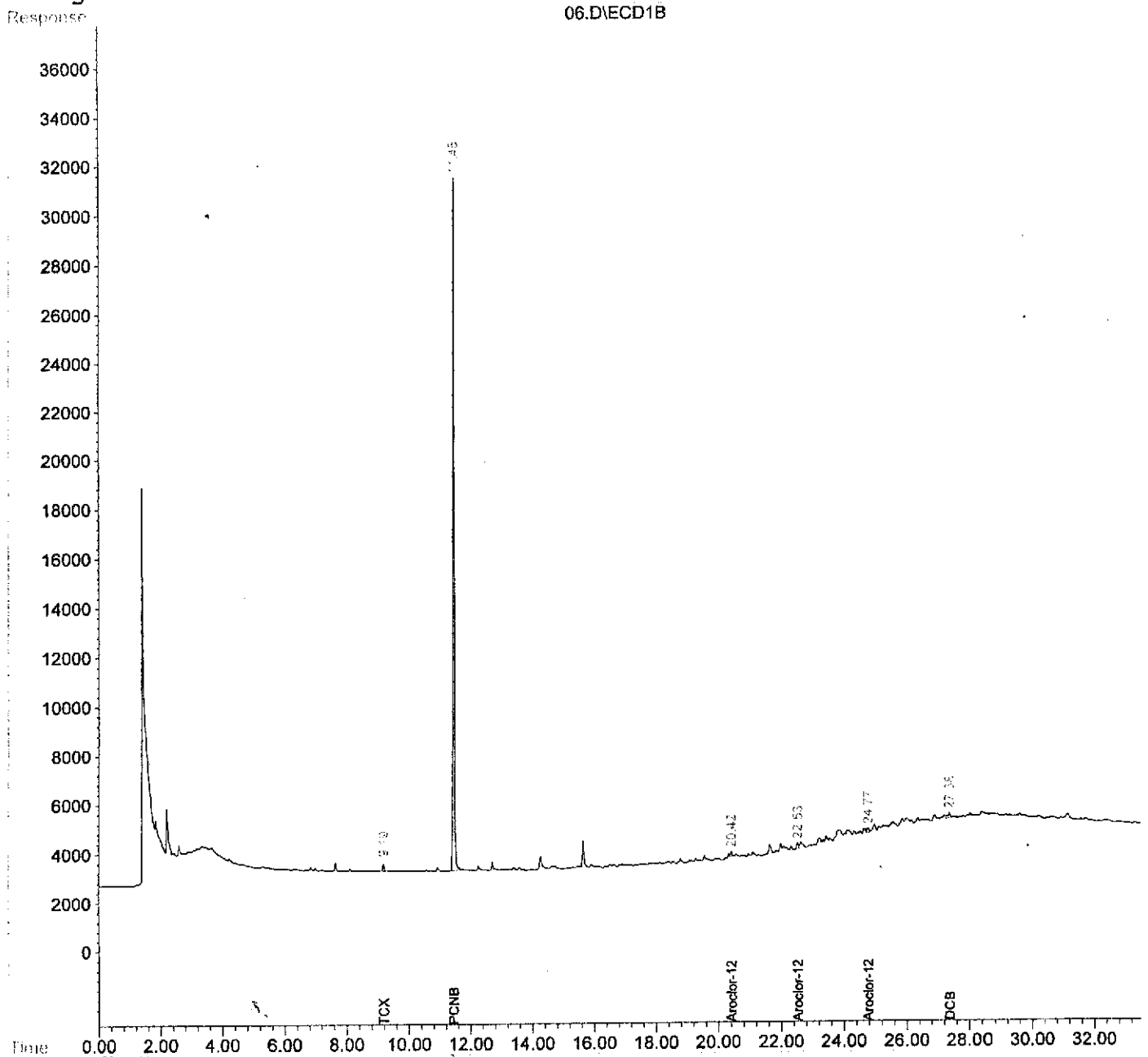
Quantitation Report

Data File : C:\HPCHEM\1\DATA\072101\06.D
Acq On : 21 Jul 101 3:23 pm
Sample : 6155-16x20
Misc : SB-17 @ 6^m
IntFile : events.e
Quant Time: Jul 23 11:37 19101

Vial: 6
Operator:
Inst : HP2
Multiplr: 1.00

Quant Method : C:\HPCHEM\1\METHODS\1260_07.M (Chemstation Integrator)
Title : PCB
Last Update : Fri Jul 20 13:44:30 .2001
Response via : Multiple Level Calibration
DataAcq Meth : PCB1.M

Volume Inj. :
Signal Phase :
Signal Info :



Quantitation Report

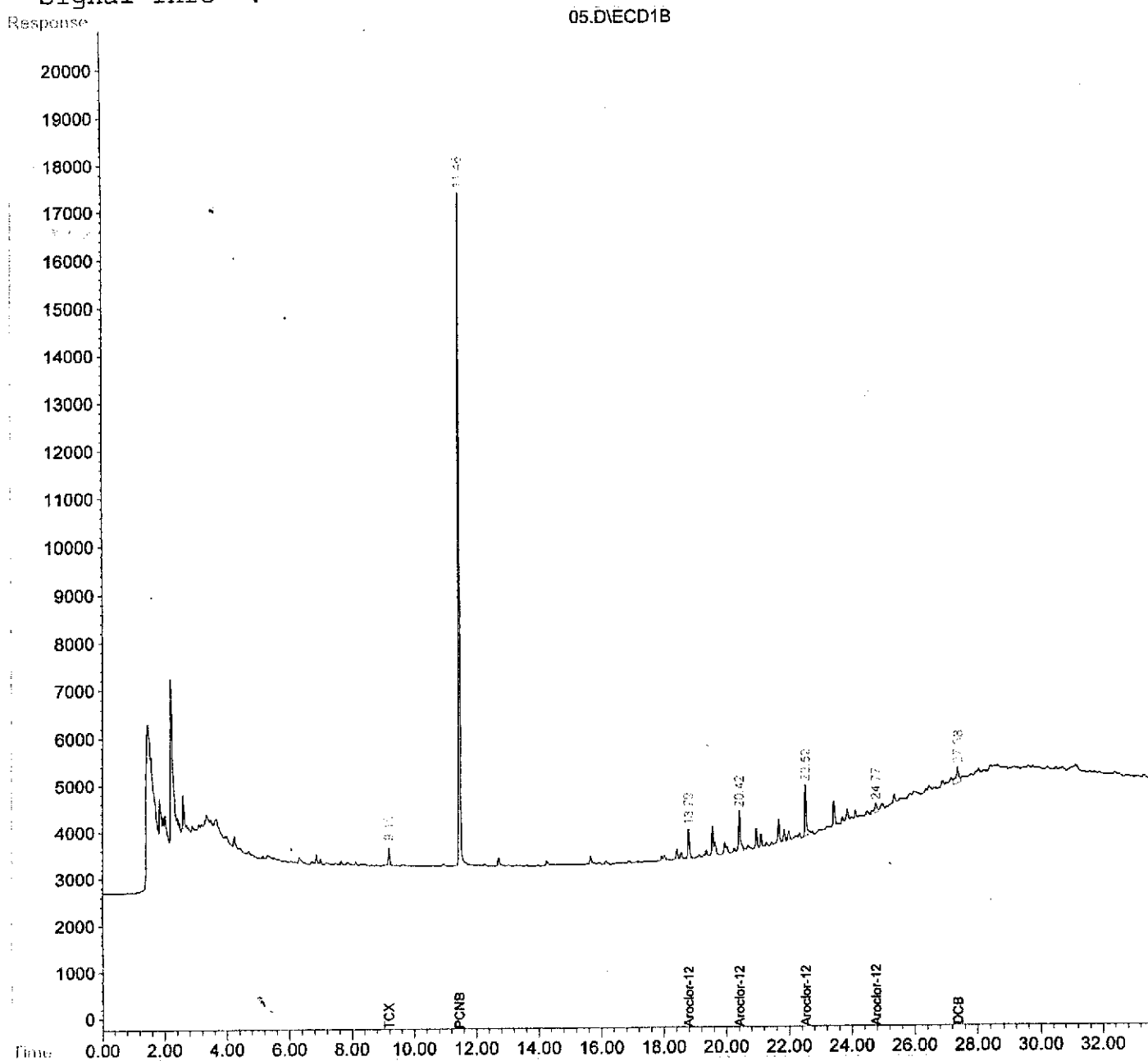
Data File : C:\HPCHEM\1\DATA\072101\05.D
Acq On : 21 Jul 101 2:44 pm
Sample : 6155-17x20
Misc : SB-17@ 3 1/2'
IntFile : events.e
Quant Time: Jul 23 11:37 19101

Vial: 5
Operator:
Inst : HP2
Multiplr: 1.00

Quant Results File: 1260_07.RES

Quant Method : C:\HPCHEM\1\METHODS\1260_07.M (Chemstation Integrator)
Title : PCB
Last Update : Fri Jul 20 13:44:30 2001
Response via : Multiple Level Calibration
DataAcq Meth : PCB1.M

Volume Inj. :
Signal Phase :
Signal Info :



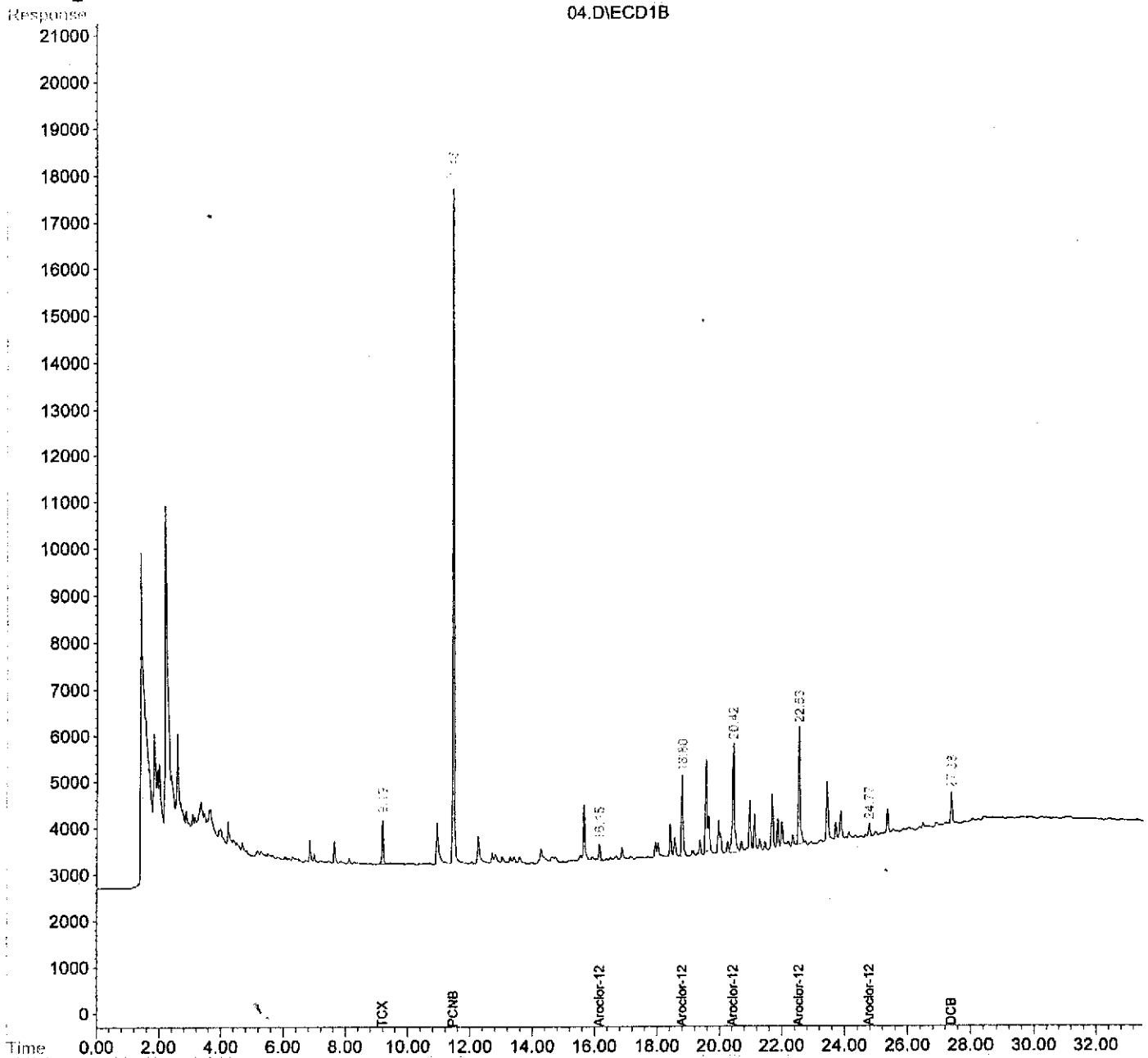
Quantitation Report

Data File : C:\HPCHEM\1\DATA\072101\04.D
Acq On : 21 Jul 101 2:05 pm
Sample : 6155-18x20
Misc : SB-18 @ 6
IntFile : events.e
Quant Time: Jul 23 11:36 19101

Vial: 4
Operator:
Inst : HP2
Multiplr: 1.00

Quant Method : C:\HPCHEM\1\METHODS\1260_07.M (Chemstation Integrator)
Title : PCB
Last Update : Fri Jul 20 13:44:30 2001
Response via : Multiple Level Calibration
DataAcq Meth : PCB1.M

Volume Inj. :
Signal Phase :
Signal Info :



Quantitation Report

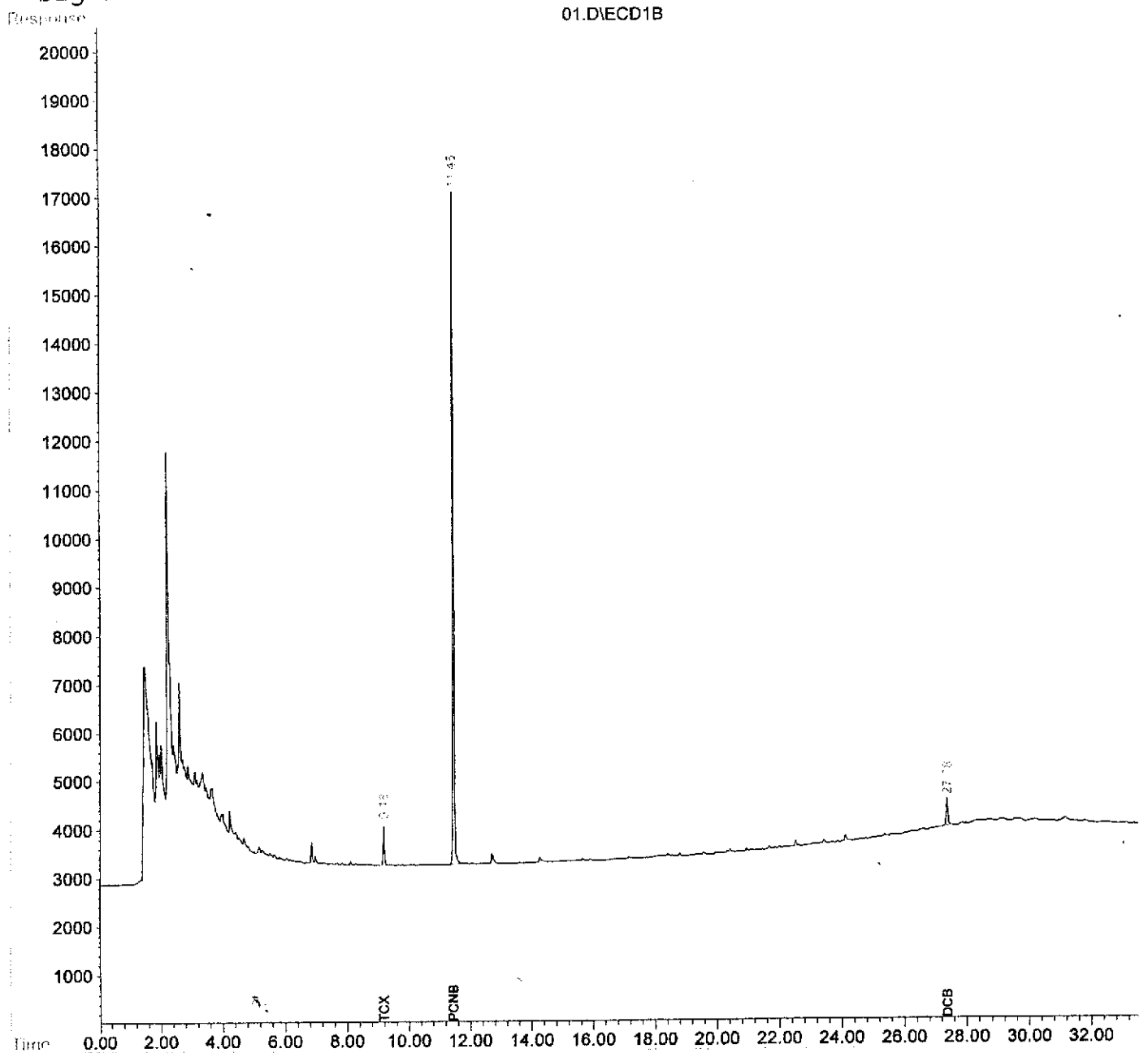
Data File : C:\HPCHEM\1\DATA\072101\01.D
Acq On : 21 Jul 101 12:09 pm
Sample : 6155-19x20
Misc : SB-18@3 1/2'
IntFile : events.e
Quant Time: Jul 23 11:35 19101

Vial: 1
Operator:
Inst : HP2
Multiplr: 1.00

Quant Results File: 1260_07.RES

Quant Method : C:\HPCHEM\1\METHODS\1260_07.M (Chemstation Integrator)
Title : PCB
Last Update : Fri Jul 20 13:44:30 2001
Response via : Multiple Level Calibration
DataAcq Meth : PCB1.M

Volume Inj. :
Signal Phase :
Signal Info :



01.D\ECD1B

Quantitation Report

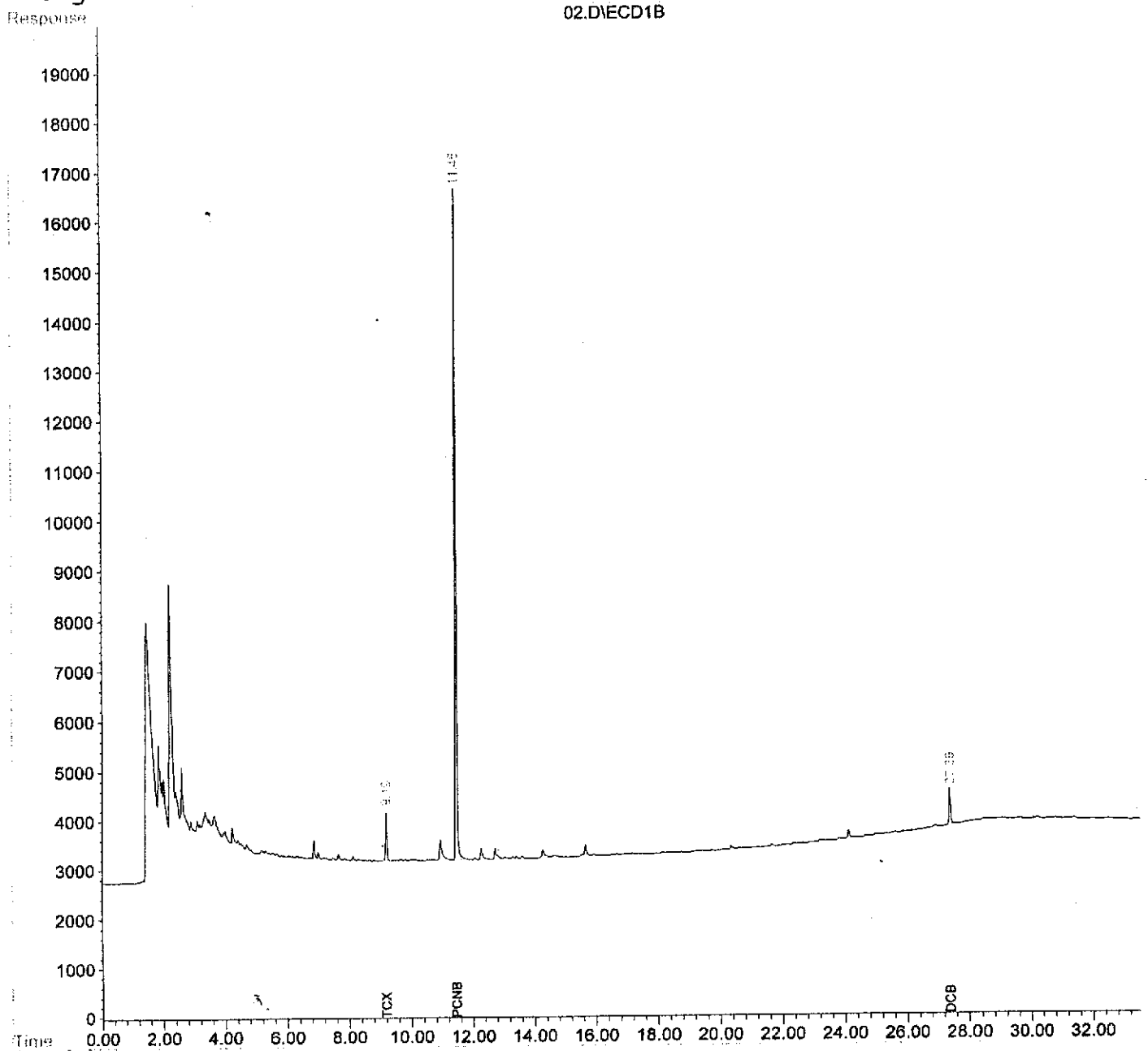
Data File : C:\HPCHEM\1\DATA\072101\02.D
Acq On : 21 Jul 101 12:48 pm
Sample : 6155-20x20
Misc : SB-19 @ 6^N
IntFile : events.e

Vial: 2
Operator:
Inst : HP2
Multiplr: 1.00

Quant Time: Jul 23 11:36 19101 Quant Results File: 1260_07.RES

Quant Method : C:\HPCHEM\1\METHODS\1260_07.M (Chemstation Integrator)
Title : PCB
Last Update : Fri Jul 20 13:44:30 2001
Response via : Multiple Level Calibration
DataAcq Meth : PCB1.M

Volume Inj. :
Signal Phase :
Signal Info :



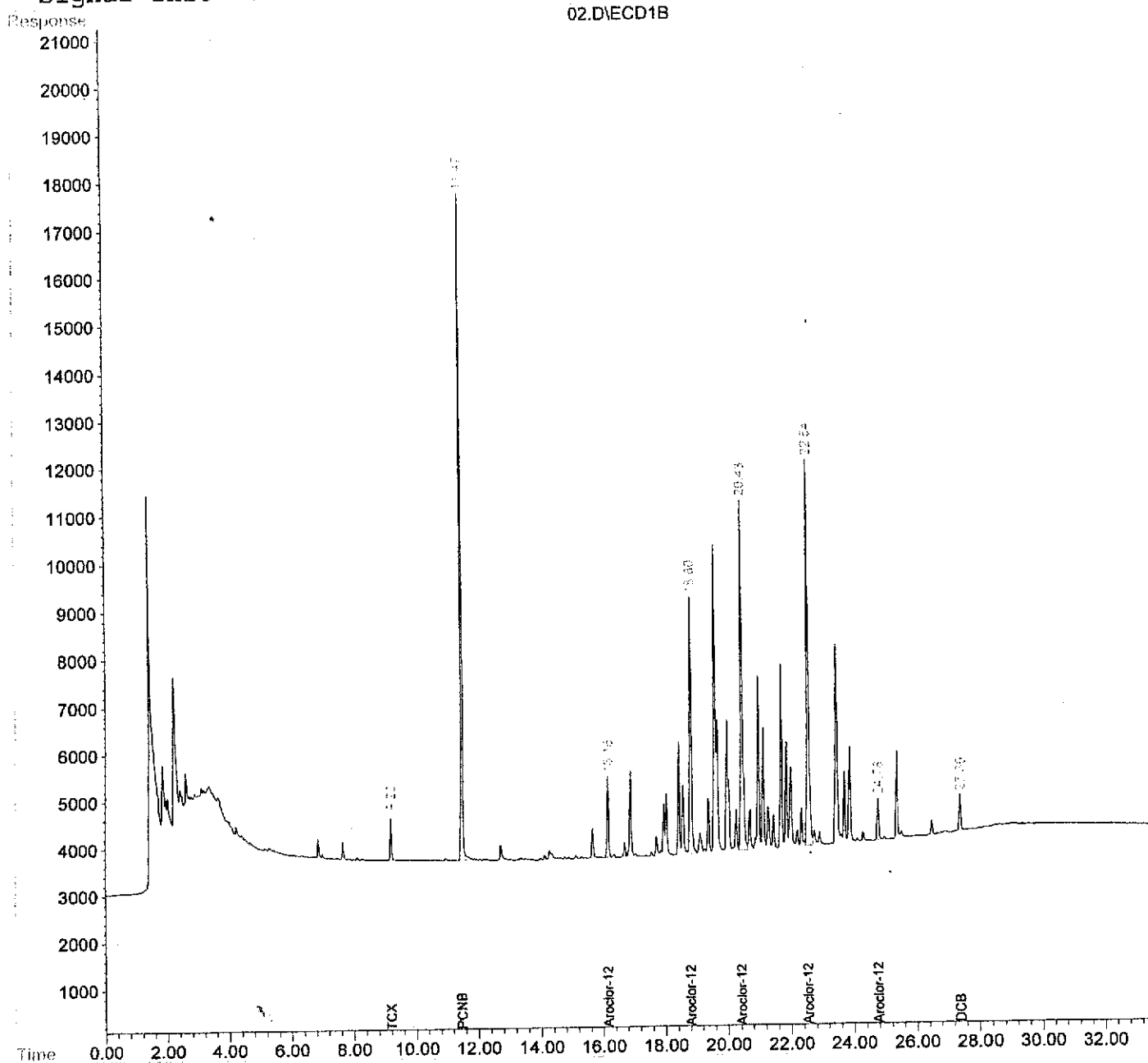
Quantitation Report

Data File : C:\HPCHEM\1\DATA\072301A\02.D
Acq On : 23 Jul 101 6:37 pm
Sample : 6155-21x20
Misc : SB-19@3 1/2'
IntFile : events.e
Quant Time: Jul 24 8:32 19101

Vial: 2
Operator:
Inst : HP2
Multiplr: 1.00

Quant Method : C:\HPCHEM\1\METHODS\1260_07.M (Chemstation Integrator)
Title : PCB
Last Update : Fri Jul 20 13:44:30 2001
Response via : Multiple Level Calibration
DataAcq Meth : PCB1.M

Volume Inj. :
Signal Phase :
Signal Info :



Quantitation Report

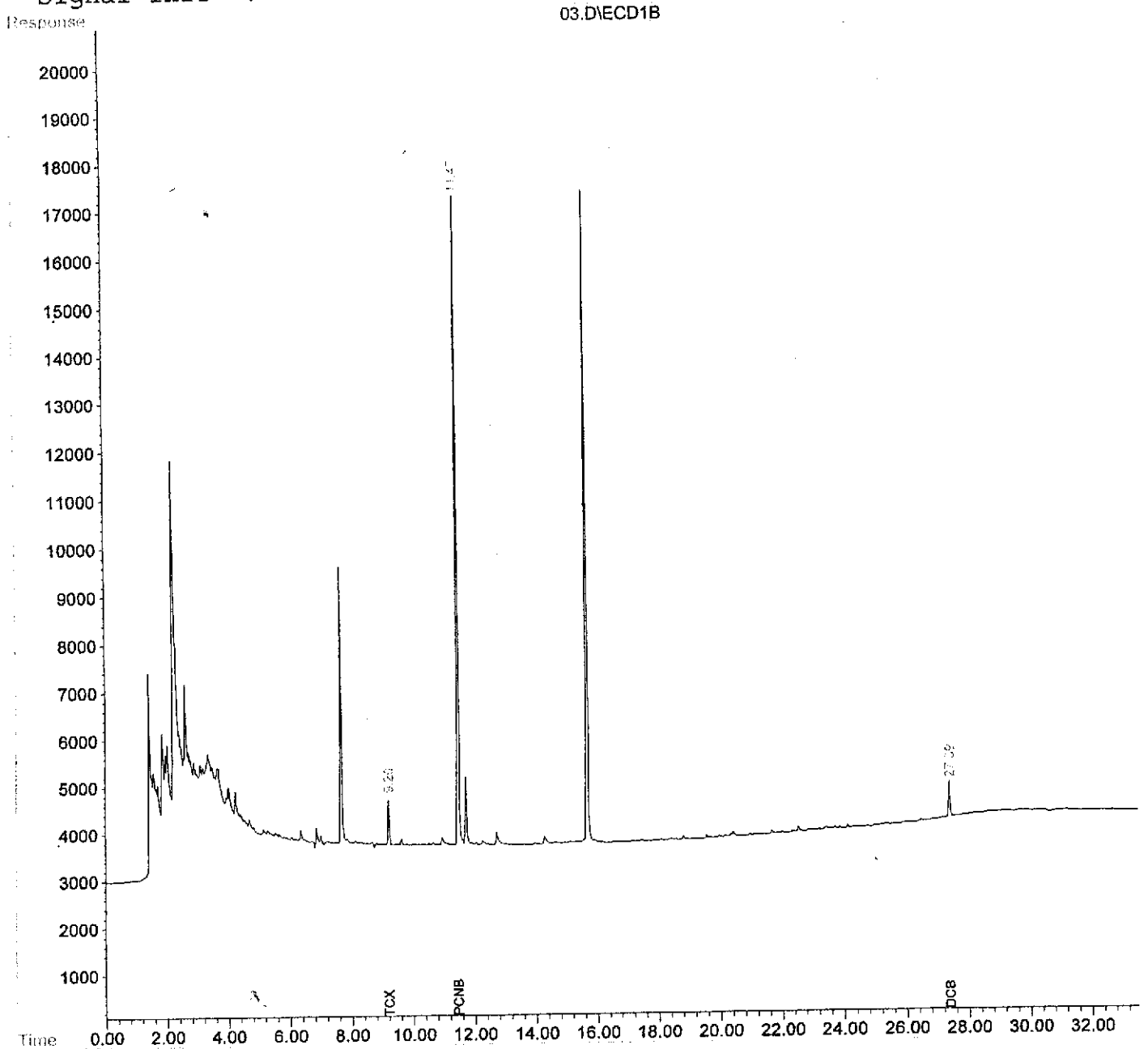
Data File : C:\HPCHEM\1\DATA\072301A\03.D
Acq On : 23 Jul 101 . 7:16 pm
Sample : 6155-22x20
Misc : SB-20@6"
IntFile : events.e

Vial: 3
Operator:
Inst : HP2
Multiplr: 1.00

Quant Time: Jul 24 8:33 19101 Quant Results File: 1260_07.RES

Quant Method : C:\HPCHEM\1\METHODS\1260_07.M (Chemstation Integrator)
Title : PCB
Last Update : Fri Jul 20 13:44:30 2001
Response via : Multiple Level Calibration
DataAcq Meth : PCB1.M

Volume Inj. :
Signal Phase :
Signal Info :



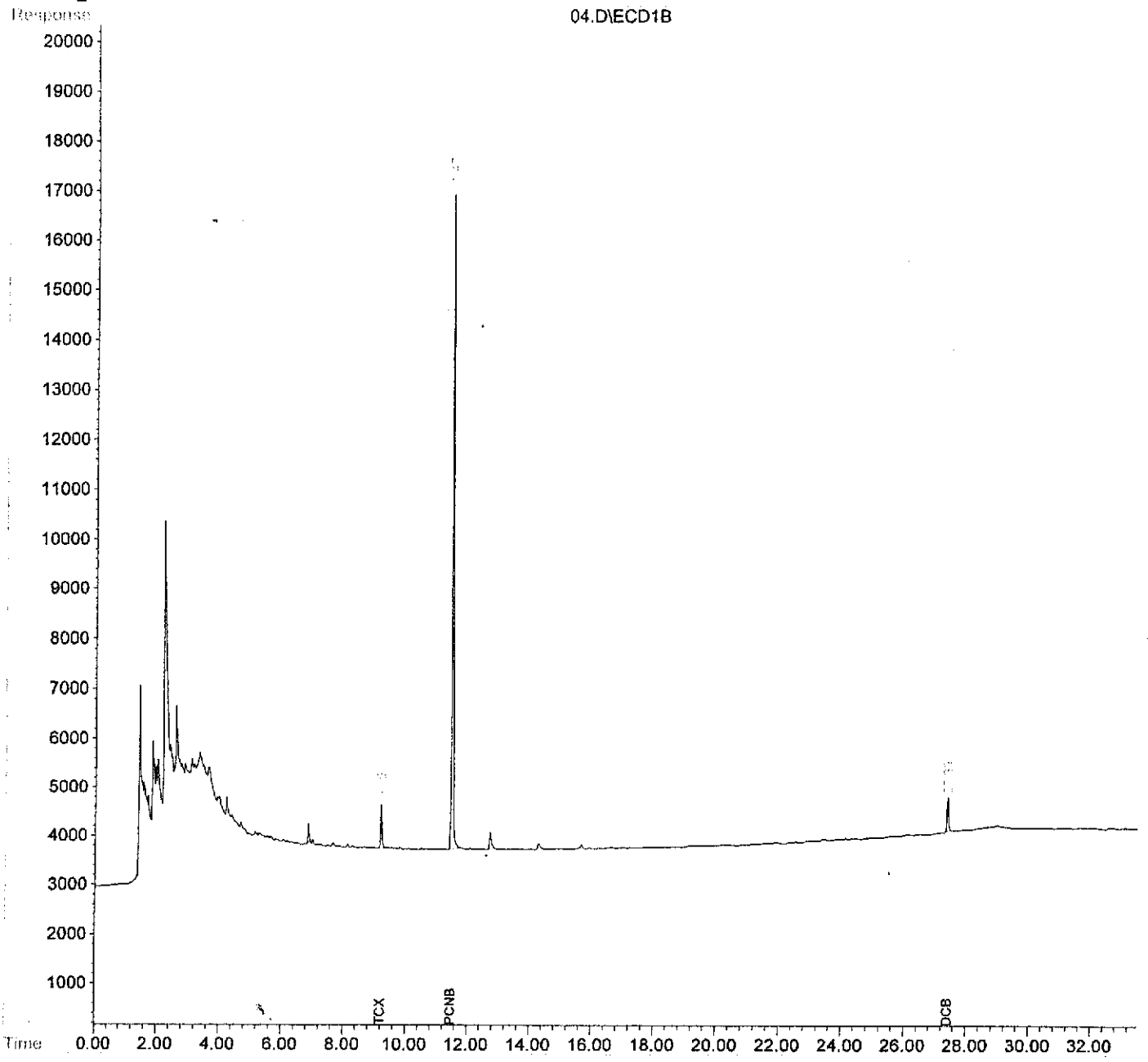
Quantitation Report

Data File : C:\HPCHEM\1\DATA\072301A\04.D
Acq On : 23 Jul 101 7:54 pm
Sample : 6155-23x20
Misc : SB-20 @ 3 1/2'
IntFile : events.e
Quant Time: Jul 24 8:33 19101 Quant Results File: 1260_07.RES

Vial: 4
Operator:
Inst : HP2
Multiplr: 1.00

Quant Method : C:\HPCHEM\1\METHODS\1260_07.M (Chemstation Integrator)
Title : PCB
Last Update : Fri Jul 20 13:44:30 2001
Response via : Multiple Level Calibration
DataAcq Meth : PCB1.M

Volume Inj. :
Signal Phase :
Signal Info :



Quantitation Report

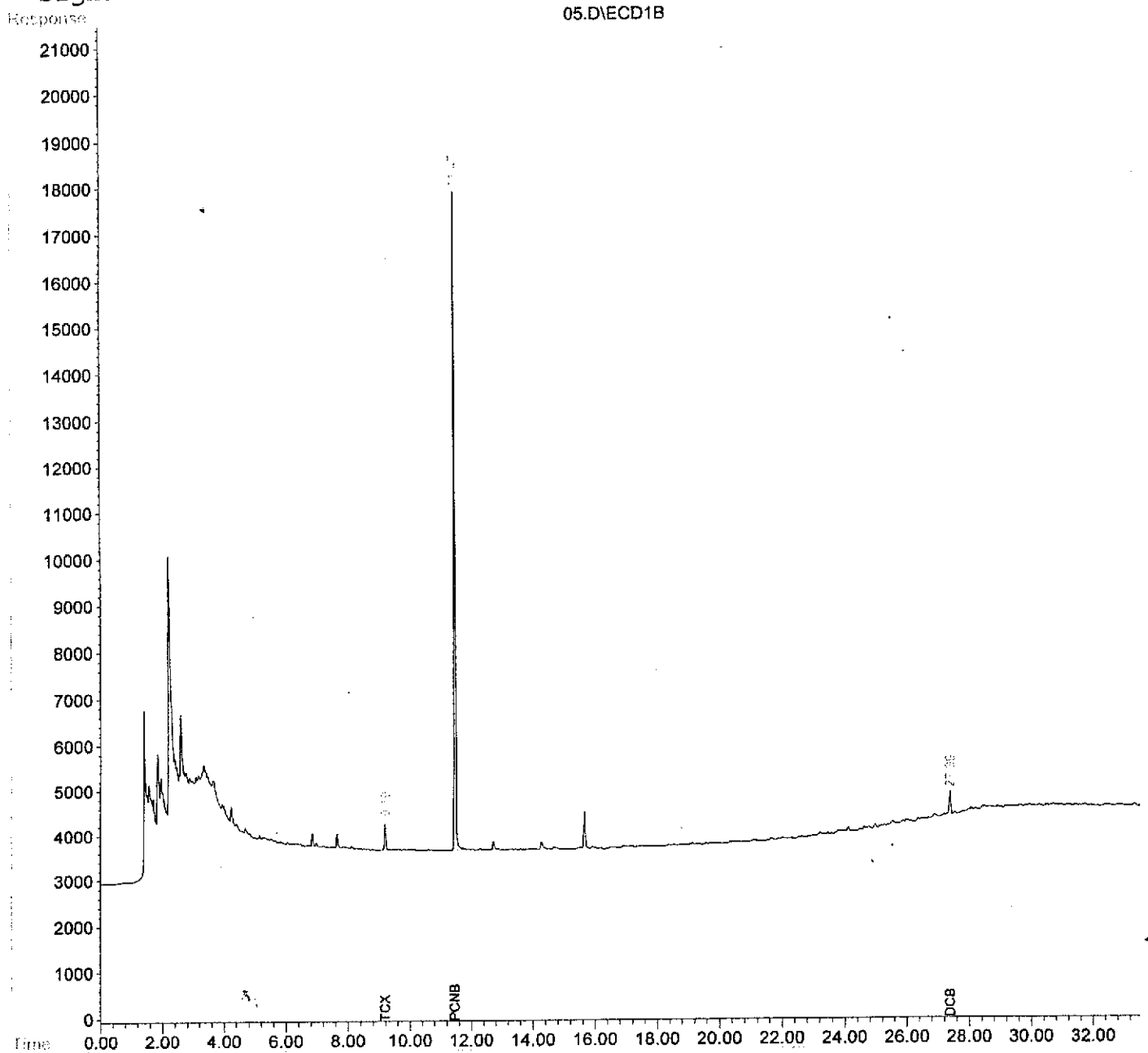
Data File : C:\HPCHEM\1\DATA\072301A\05.D
Acq On : 23 Jul 101 8:33 pm
Sample : 6155-24x20
Misc : SB-21 @ 6"
IntFile : events.e
Quant Time: Jul 24 8:34 19101

Vial: 5
Operator:
Inst : HP2
Multiplr: 1.00

Quant Results File: 1260_07.RES

Quant Method : C:\HPCHEM\1\METHODS\1260_07.M (Chemstation Integrator)
Title : PCB
Last Update : Fri Jul 20 13:44:30 2001
Response via : Multiple Level Calibration
DataAcq Meth : PCB1.M

Volume Inj. :
Signal Phase :
Signal Info :



Quantitation Report

Data File : C:\HPCHEM\1\DATA\072401\05.D
Acq On : 24 Jul 101 4:21 pm
Sample : 6155-25x20
Misc : SB-21 @ 3 1/2
IntFile : events.e
Quant Time: Jul 25 9:55 19101

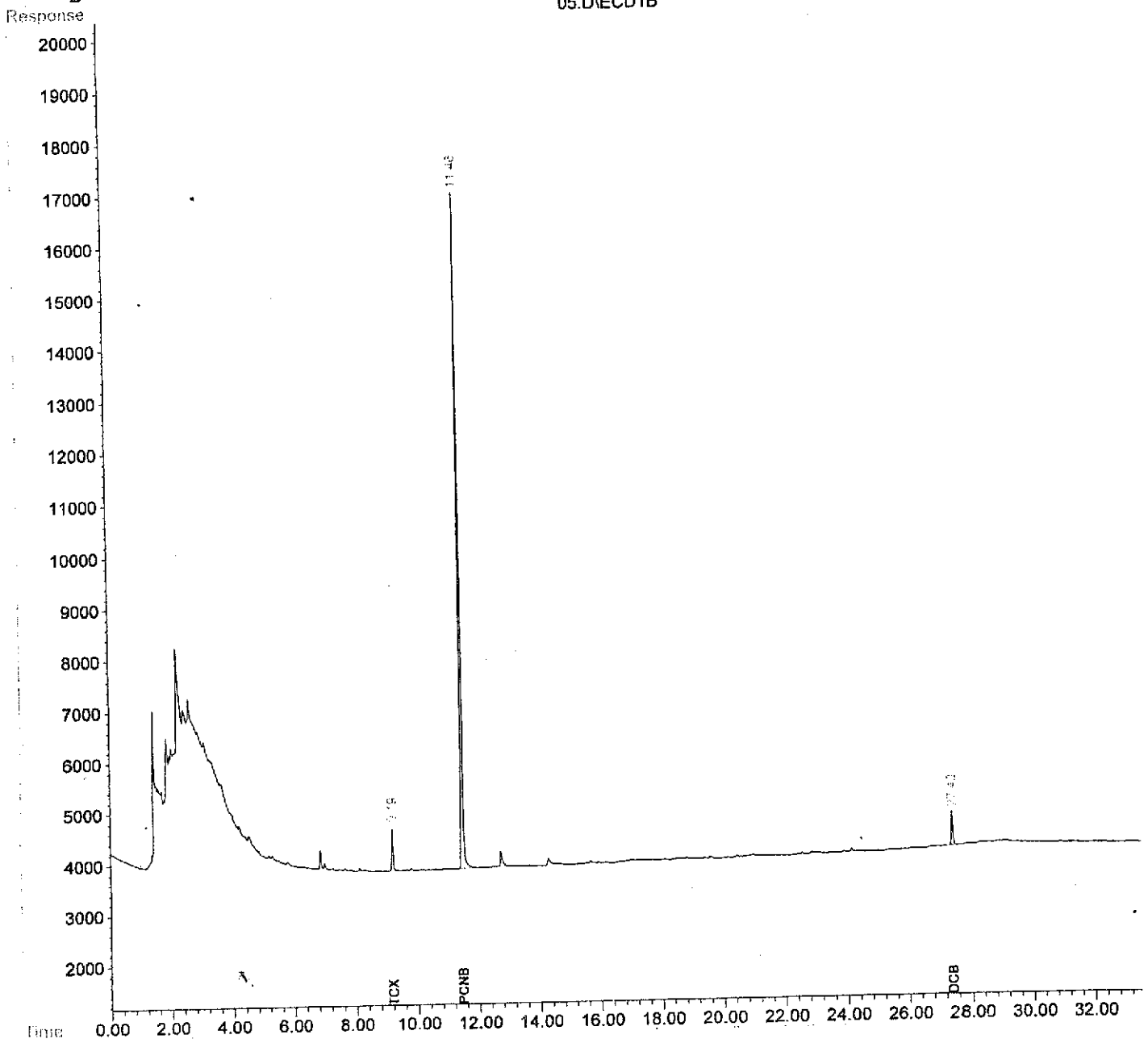
Vial: 5
Operator:
Inst : HP2
Multiplr: 1.00

Quant Results File: 1260_07.RES

Quant Method : C:\HPCHEM\1\METHODS\1260_07.M (Chemstation Integrator)
Title : PCB
Last Update : Fri Jul 20 13:44:30 2001
Response via : Multiple Level Calibration
DataAcq Meth : PCB1.M

Volume Inj. :
Signal Phase :
Signal Info :

05.D\NECD1B



Quantitation Report

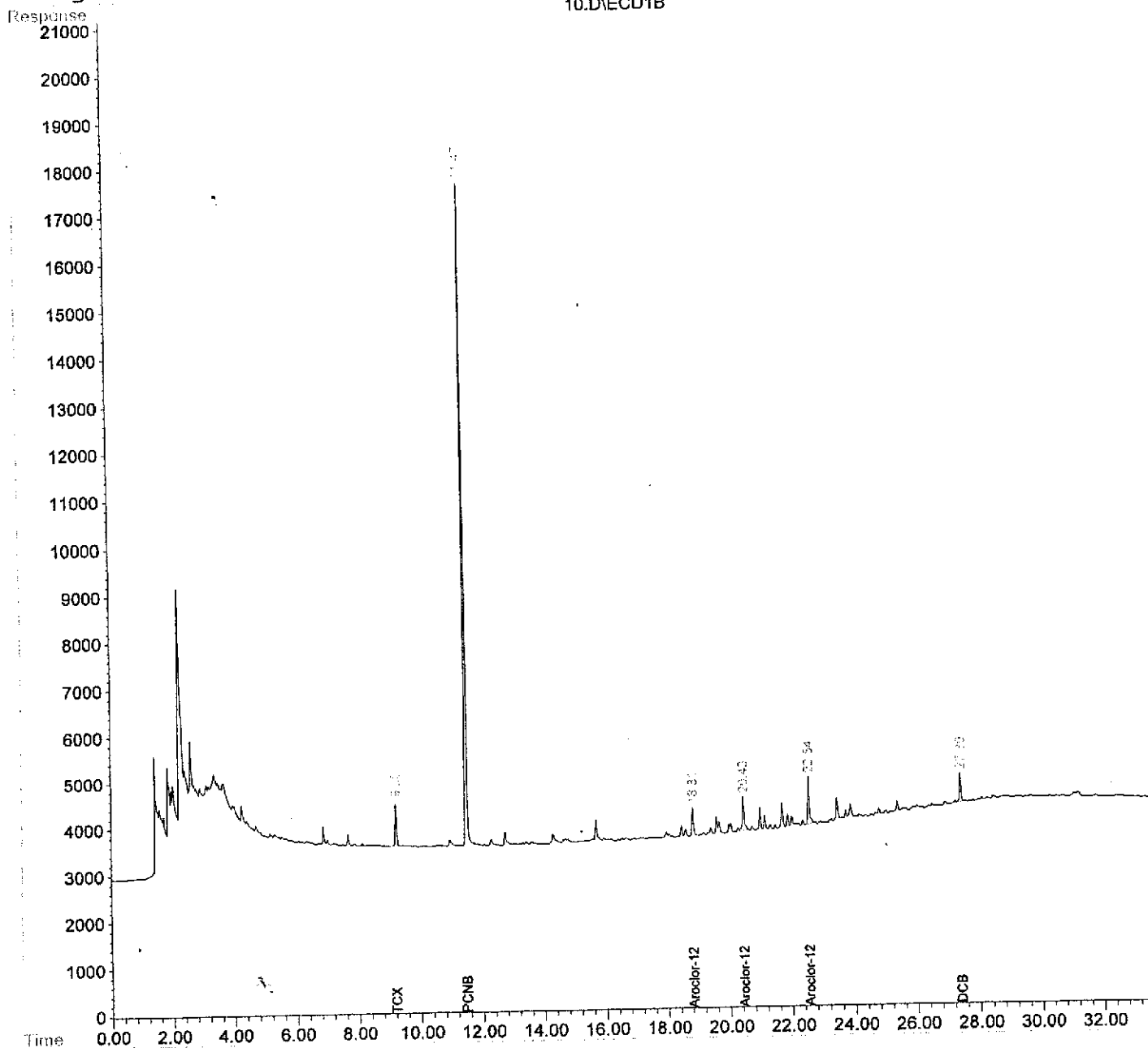
Data File : C:\HPCHEM\1\DATA\072401\10.D
Acq On : 24 Jul 101 7:34 pm
Sample : 6155-26x20
Misc : SB-22 @6"
IntFile : events.e
Quant Time: Jul 25 9:56 19101

Vial: 10
Operator:
Inst : HP2
Multiplr: 1.00

Quant Method : C:\HPCHEM\1\METHODS\1260_07.M (Chemstation Integrator)
Title : PCB
Last Update : Fri Jul 20 13:44:30 2001
Response via : Multiple Level Calibration
DataAcq Meth : PCB1.M

Volume Inj. :
Signal Phase :
Signal Info :

10.D\VECD1B



Quantitation Report

Data File : C:\HPCHEM\1\DATA\072401\06.D
Acq On : 24 Jul 101 4:59 pm
Sample : 6155-27x20
Misc : SB-22 @ 3 1/2'
IntFile : events.e
Quant Time: Jul 25 9:55 19101

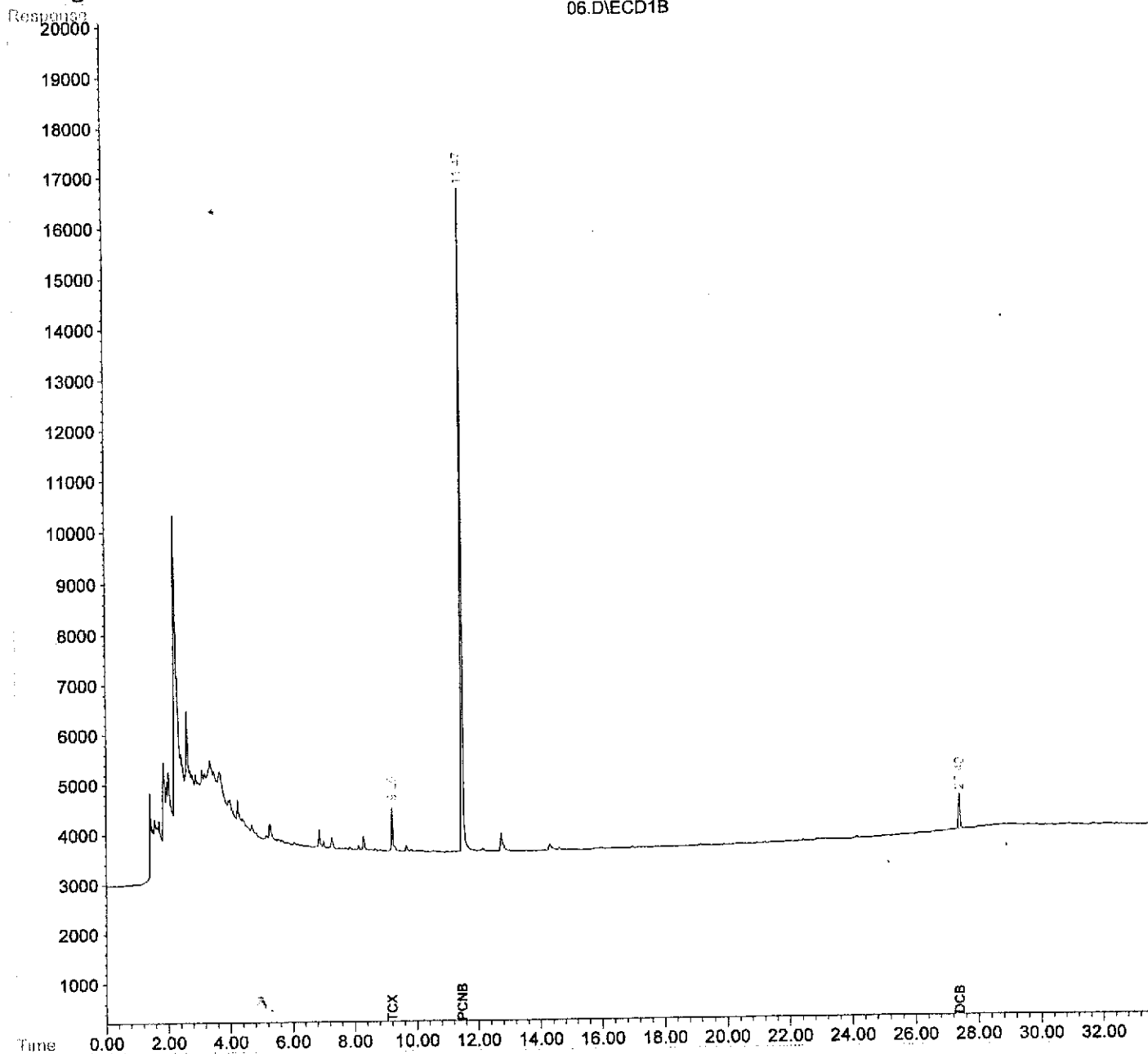
Vial: 6
Operator:
Inst : HP2
Multiplr: 1.00

Quant Results File: 1260_07.RES

Quant Method : C:\HPCHEM\1\METHODS\1260_07.M (Chemstation Integrator)
Title : PCB
Last Update : Fri Jul 20 13:44:30 2001
Response via : Multiple Level Calibration
DataAcq Meth : PCB1.M

Volume Inj. :
Signal Phase :
Signal Info :

06.D\IECD1B



Quantitation Report

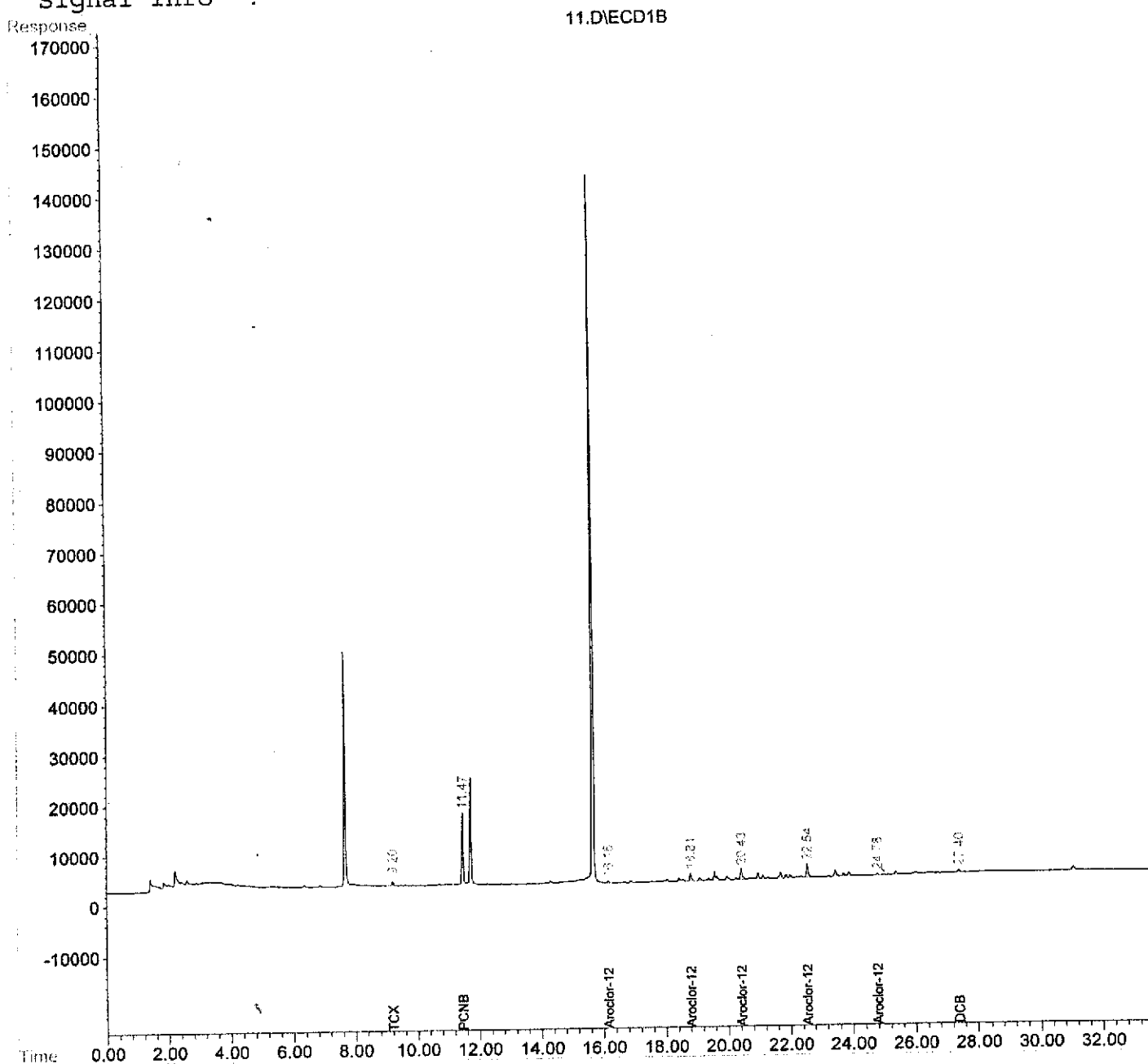
Data File : C:\HPCHEM\1\DATA\072401\11.D
Acq On : 24 Jul 101 8:12 pm
Sample : 6155-28x20
Misc : SB-23@6"
IntFile : events.e

Vial: 11
Operator:
Inst : HP2
Multiplr: 1.00

Quant Time: Jul 25 9:57 19101 Quant Results File: 1260_07.RES

Quant Method : C:\HPCHEM\1\METHODS\1260_07.M (Chemstation Integrator)
Title : PCB
Last Update : Fri Jul 20 13:44:30 2001
Response via : Multiple Level Calibration
DataAcq Meth : PCB1.M

Volume Inj. :
Signal Phase :
Signal Info :



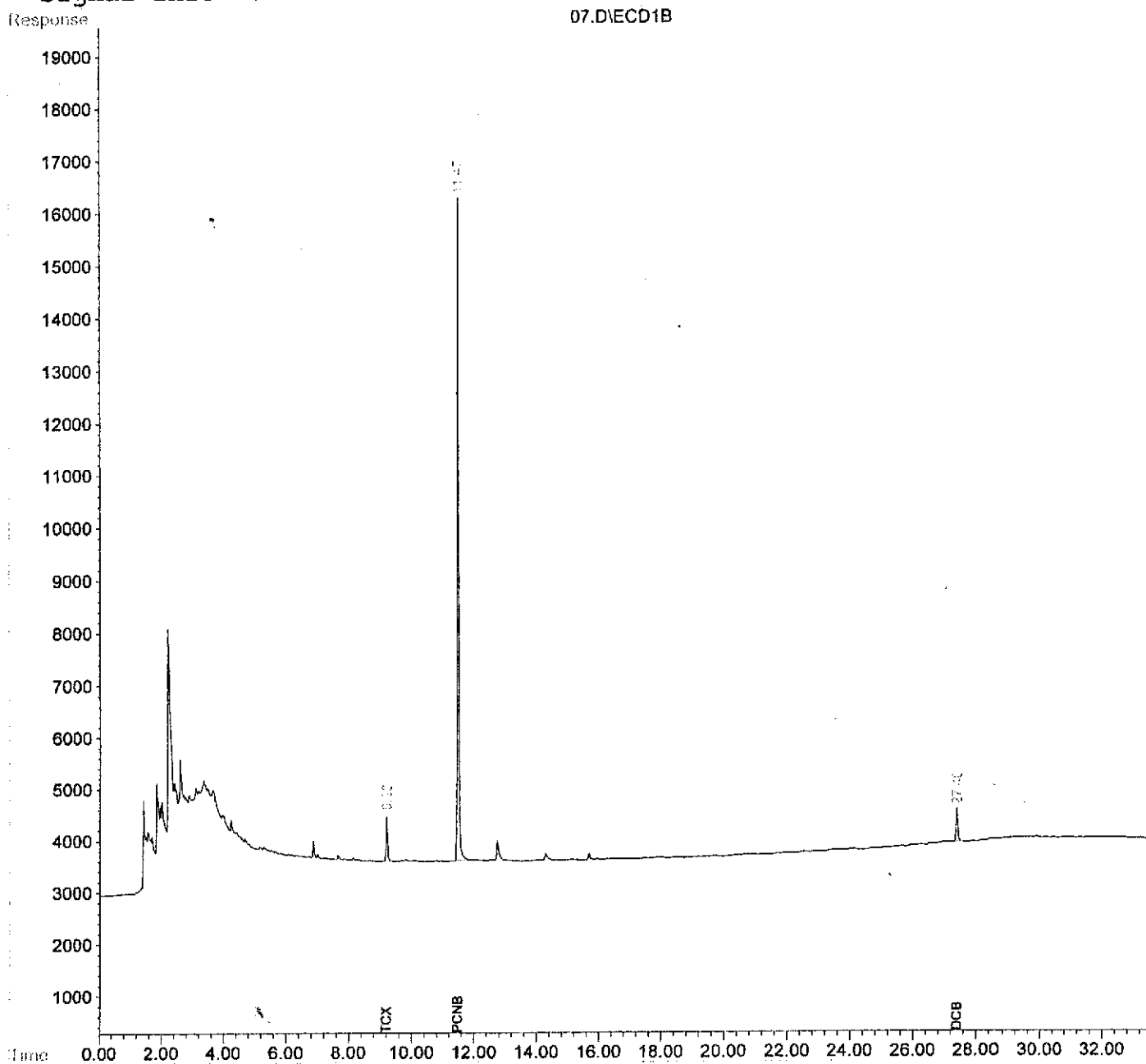
Quantitation Report

Data File : C:\HPCHEM\1\DATA\072401\07.D
Acq On : 24 Jul 101 5:38 pm
Sample : 6155-29x20
Misc : 58-23@3 1/2'
IntFile : events.e
Quant Time: Jul 25 9:55 19101 Quant Results File: 1260_07.RES

Vial: 7
Operator:
Inst : HP2
Multiplr: 1.00

Quant Method : C:\HPCHEM\1\METHODS\1260_07.M (Chemstation Integrator)
Title : PCB
Last Update : Fri Jul 20 13:44:30 2001
Response via : Multiple Level Calibration
DataAcq Meth : PCB1.M

Volume Inj. :
Signal Phase :
Signal Info :



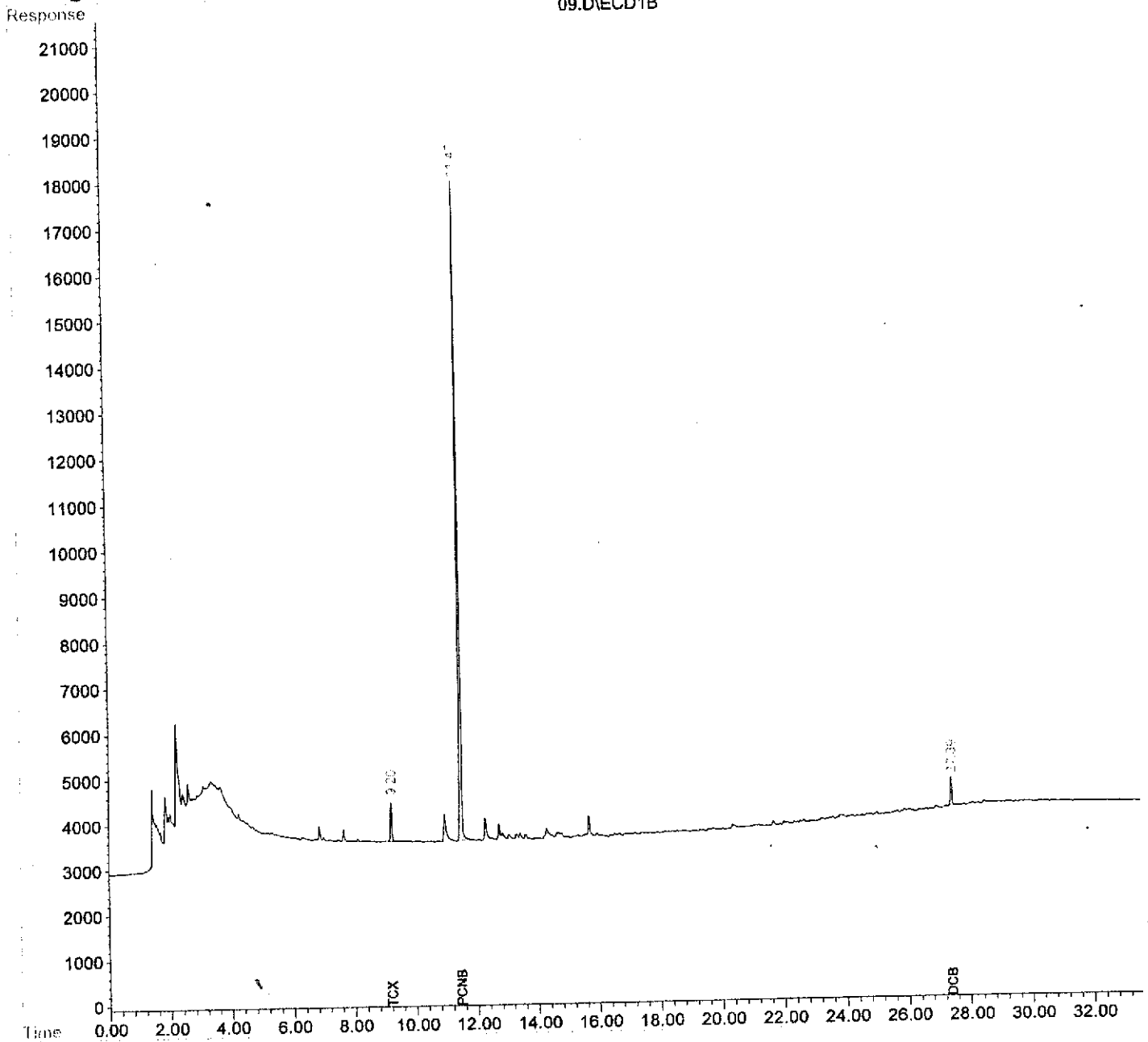
Data File : C:\HPCHEM\1\DATA\072401\09.D
Acq On : 24 Jul 101 6:55 pm
Sample : 6155-30x20
Misc : SB-24@6"
IntFile : events.e
Quant Time: Jul 25 9:56 19101

Vial: 9
Operator:
Inst : HP2
Multiplr: 1.00

Quant Method : C:\HPCHEM\1\METHODS\1260_07.M (Chemstation Integrator)
Title : PCB
Last Update : Fri Jul 20 13:44:30 2001
Response via : Multiple Level Calibration
DataAcq Meth : PCB1.M

Volume Inj. :
Signal Phase :
Signal Info :

09.D\ECD1B



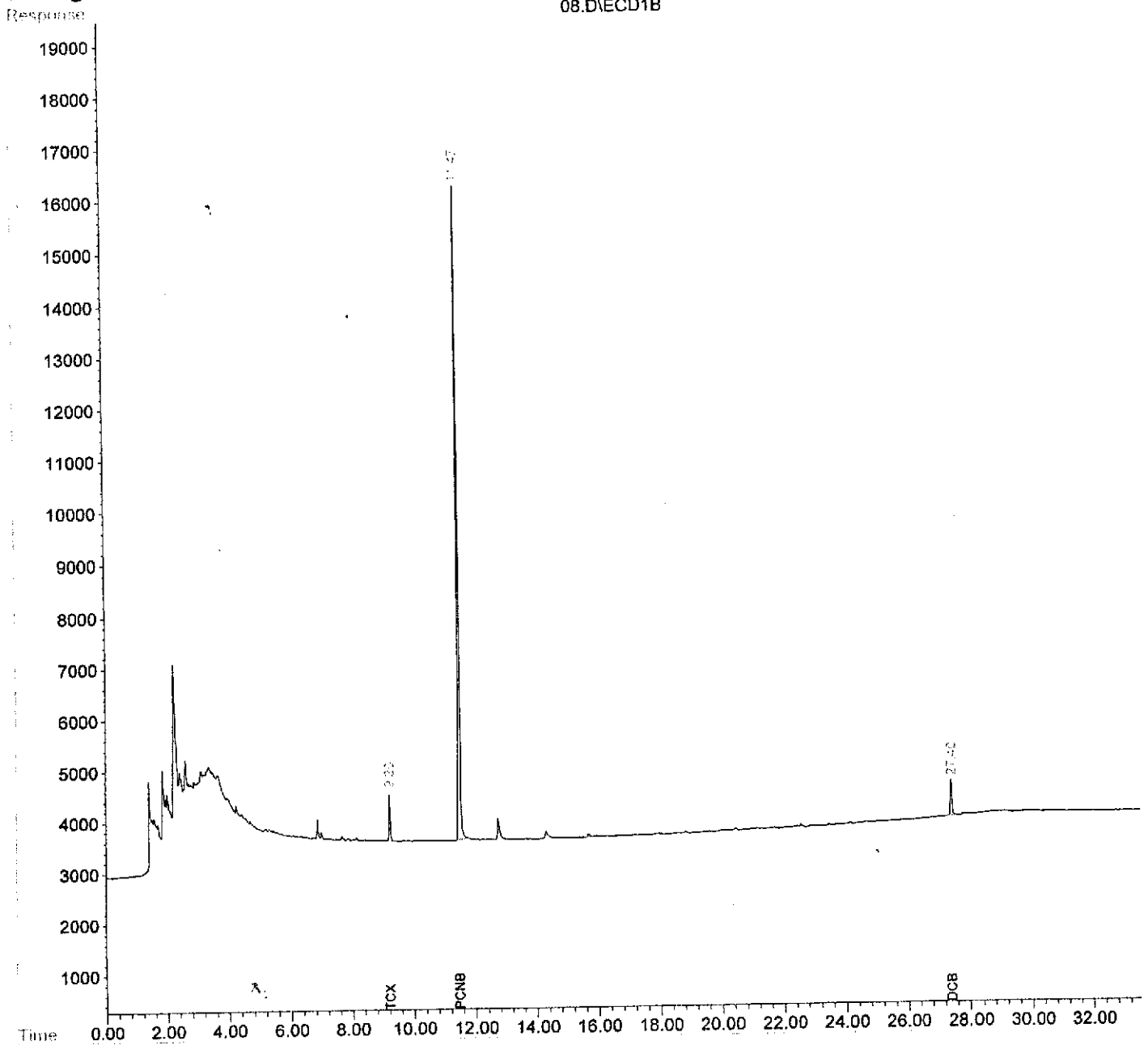
Data File : C:\HPCHEM\1\DATA\072401\08.D
Acq On : 24 Jul 101 6:17 pm
Sample : 6155-31x20
Misc : SB-24 @ 3 1/2'
IntFile : events.e
Quant Time: Jul 25 9:56 19101 Quant Results File: 1260_07.RES

Vial: 8
Operator:
Inst : HP2
Multiplr: 1.00

Quant Method : C:\HPCHEM\1\METHODS\1260_07.M (Chemstation Integrator)
Title : PCB
Last Update : Fri Jul 20 13:44:30 2001
Response via : Multiple Level Calibration
DataAcq Meth : PCB1.M

Volume Inj. :
Signal Phase :
Signal Info :

08.D\NECD1B



Quantitation Report

Data File : C:\HPCHEM\1\DATA\072101\09.D
Acq On : 21 Jul 101 5:19 pm
Sample : mblk
Misc :
IntFile : events.e
Quant Time: Jul 23 11:38 19101

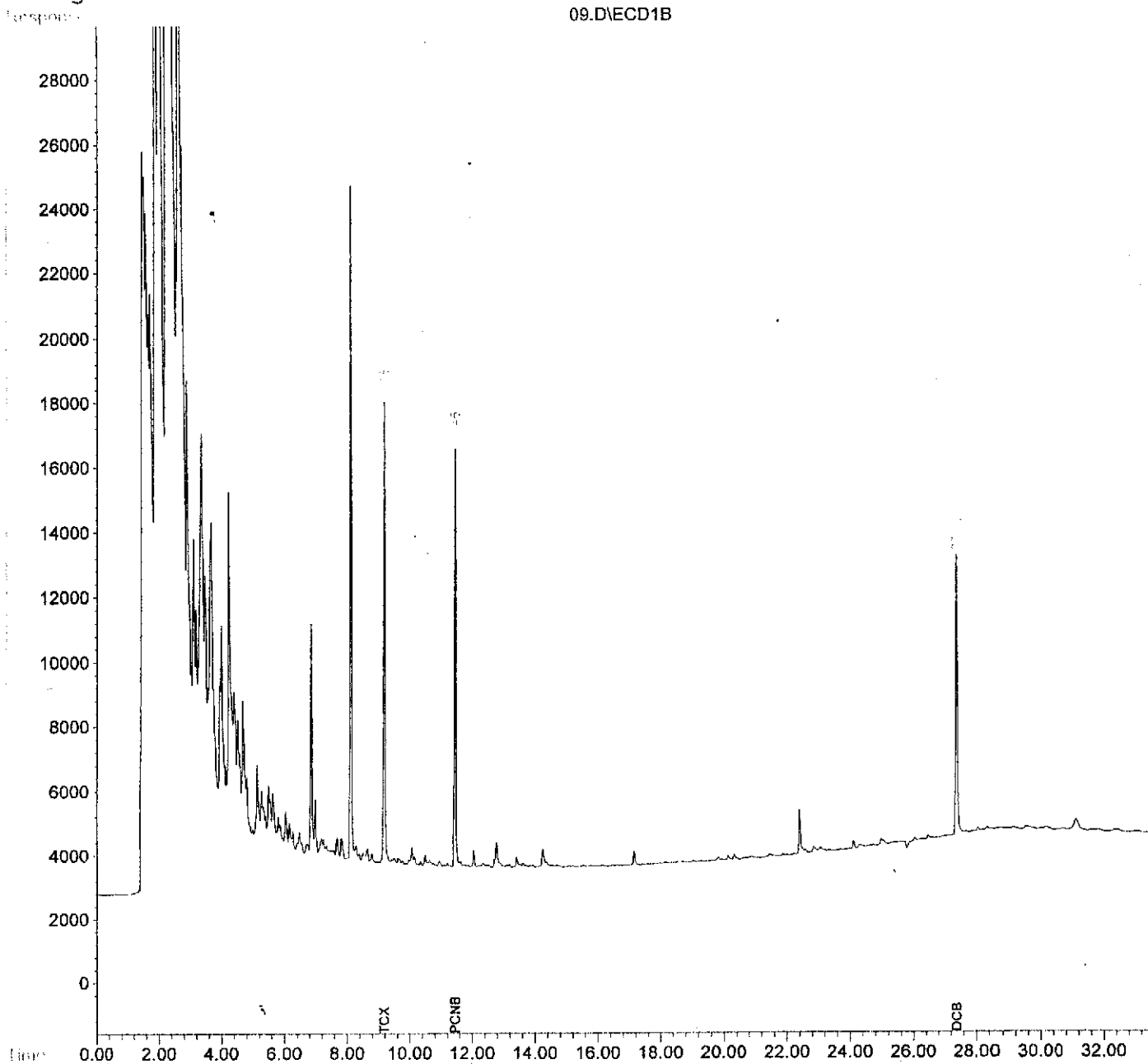
Vial: 9
Operator:
Inst : HP2
Multiplr: 1.00

Quant Results File: 1260_07.RES

Quant Method : C:\HPCHEM\1\METHODS\1260_07.M (Chemstation Integrator)
Title : PCB
Last Update : Fri Jul 20 13:44:30 2001
Response via : Multiple Level Calibration
DataAcq Meth : PCB1.M

Volume Inj. :
Signal Phase :
Signal Info :

09.D\VECD1B

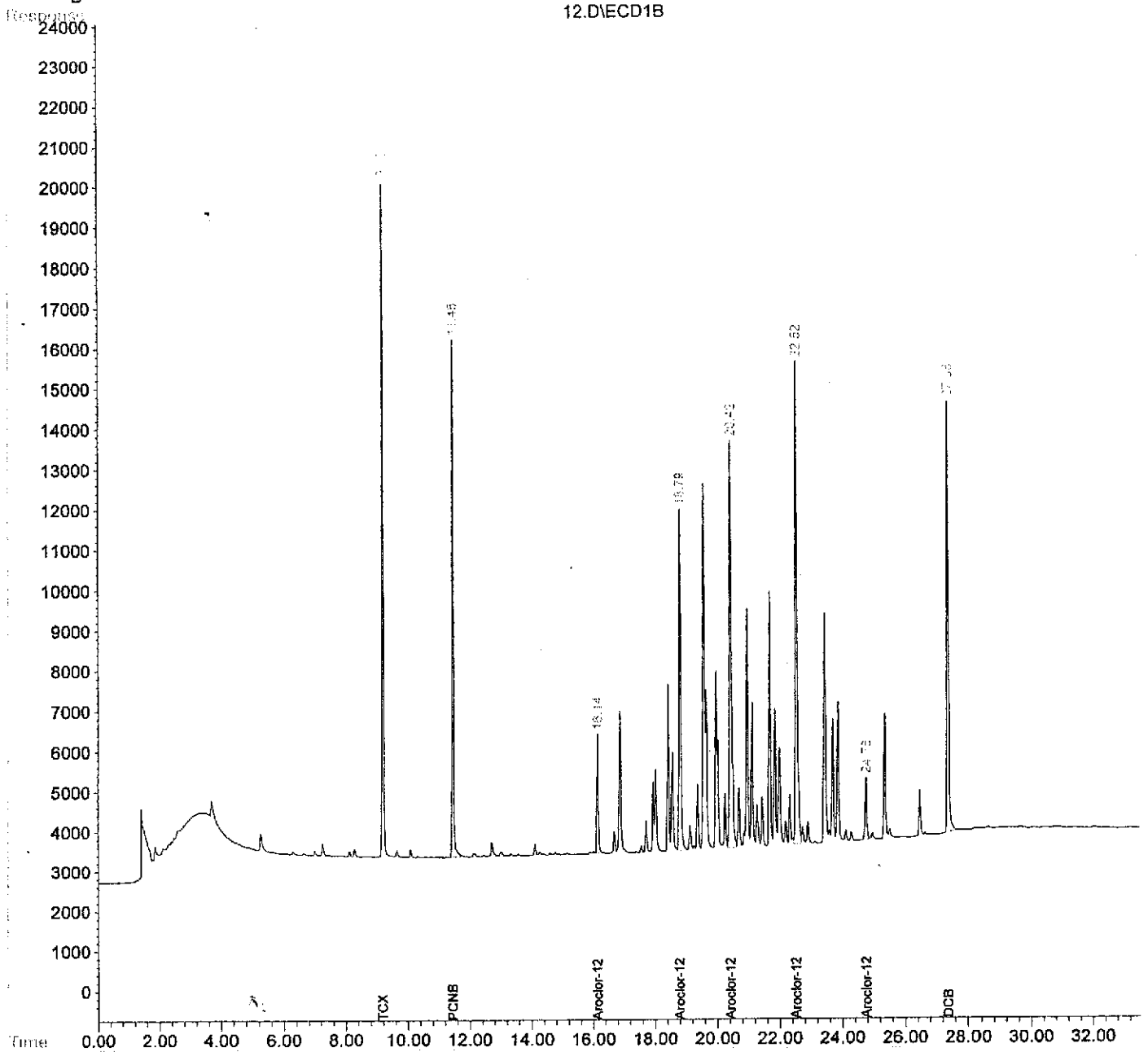


Data File : C:\HPCHEM\1\DATA\072101\12.D
Acq On : 21 Jul 101 7:15 pm
Sample : bs
Misc :
IntFile : events.e
Quant Time: Jul 23 11:38 19101 Quant Results File: 1260_07.RES

Vial: 12
Operator:
Inst : HP2
Multiplr: 1.00

Quant Method : C:\HPCHEM\1\METHODS\1260_07.M (Chemstation Integrator)
Title : PCB
Last Update : Fri Jul 20 13:44:30 2001
Response via : Multiple Level Calibration
DataAcq Meth : PCB1.M

Volume Inj. :
Signal Phase :
Signal Info :



Quantitation Report

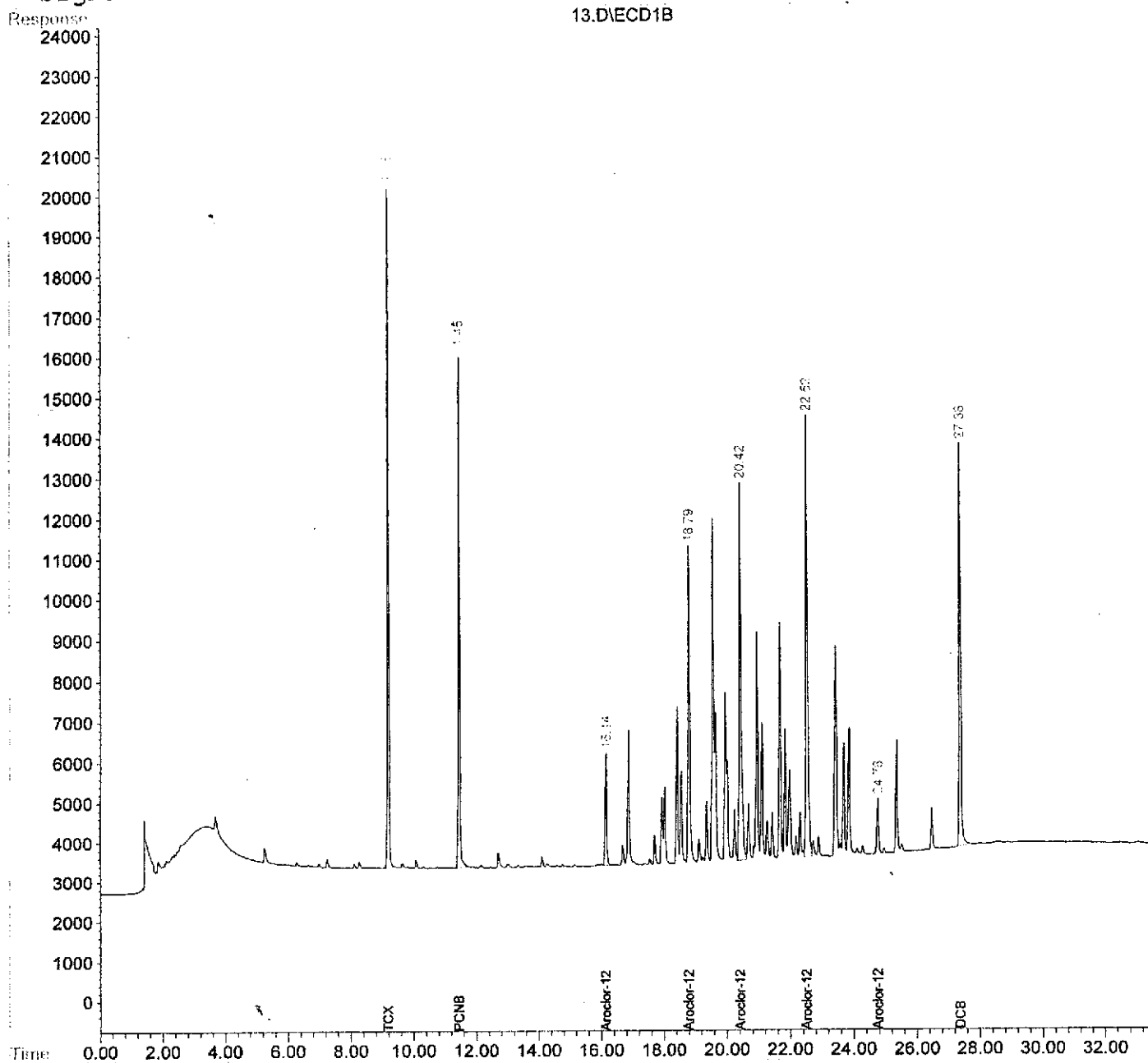
Data File : C:\HPCHEM\1\DATA\072101\13.D
Acq On : 21 Jul 101 7:54 pm
Sample : bsd
Misc :
IntFile : events.e

Vial: 13
Operator:
Inst : HP2
Multiplr: 1.00

Quant Time: Jul 23 11:39 19101 Quant Results File: 1260_07.RES

Quant Method : C:\HPCHEM\1\METHODS\1260_07.M (Chemstation Integrator)
Title : PCB
Last Update : Fri Jul 20 13:44:30 2001
Response via : Multiple Level Calibration
DataAcq Meth : PCB1.M

Volume Inj. :
Signal Phase :
Signal Info :



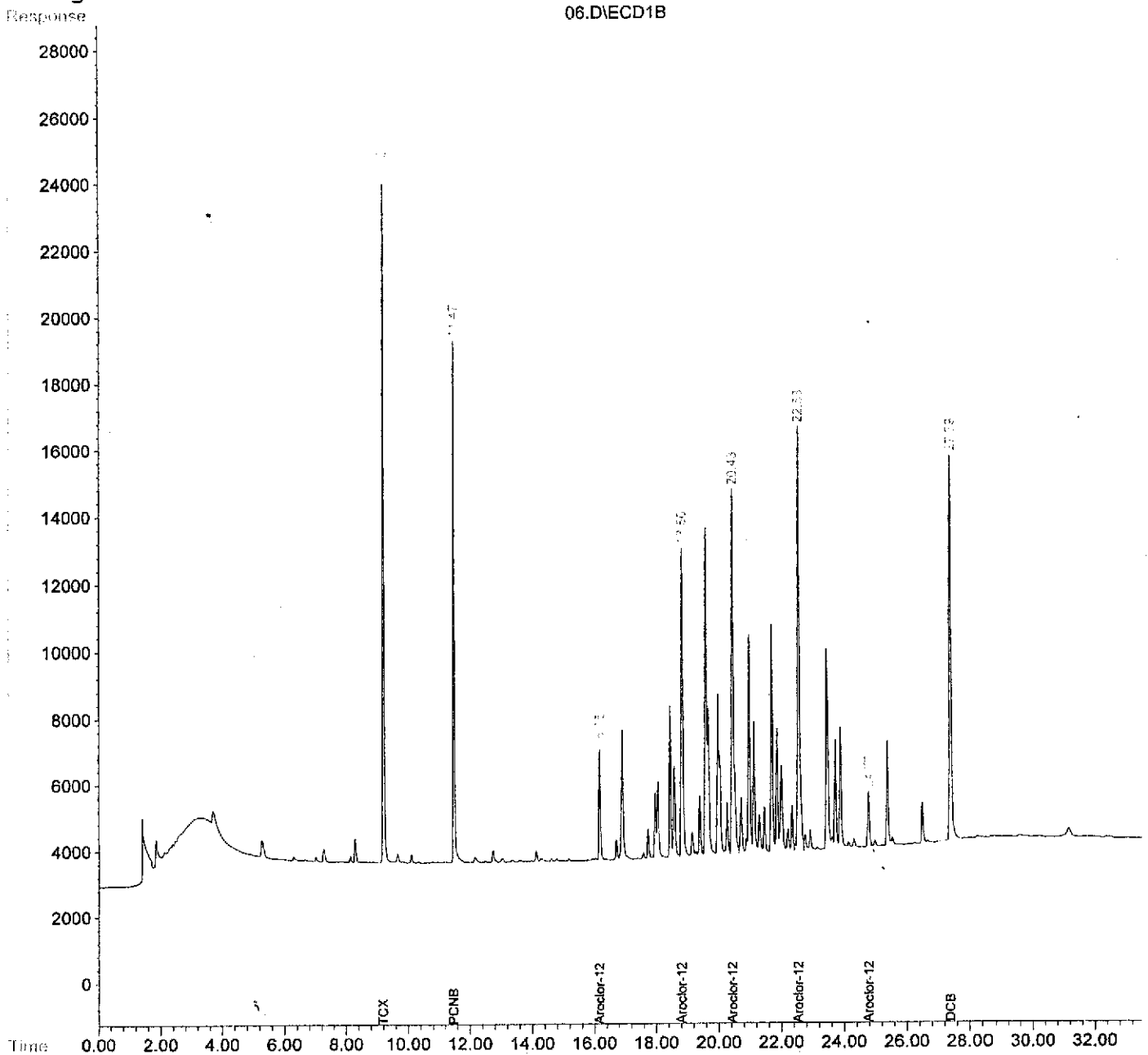
Quantitation Report

Data File : C:\HPCHEM\1\DATA\072301A\06.D
Acq On : 23 Jul 101 9:12 pm
Sample : bs/1260
Misc :
IntFile : events.e
Quant Time: Jul 24 8:34 19101 Quant Results File: 1260_07.RES

Vial: 6
Operator:
Inst : HP2
Multiplr: 1.00

Quant Method : C:\HPCHEM\1\METHODS\1260_07.M (Chemstation Integrator)
Title : PCB
Last Update : Fri Jul 20 13:44:30 2001
Response via : Multiple Level Calibration
DataAcq Meth : PCB1.M

Volume Inj. :
Signal Phase :
Signal Info :

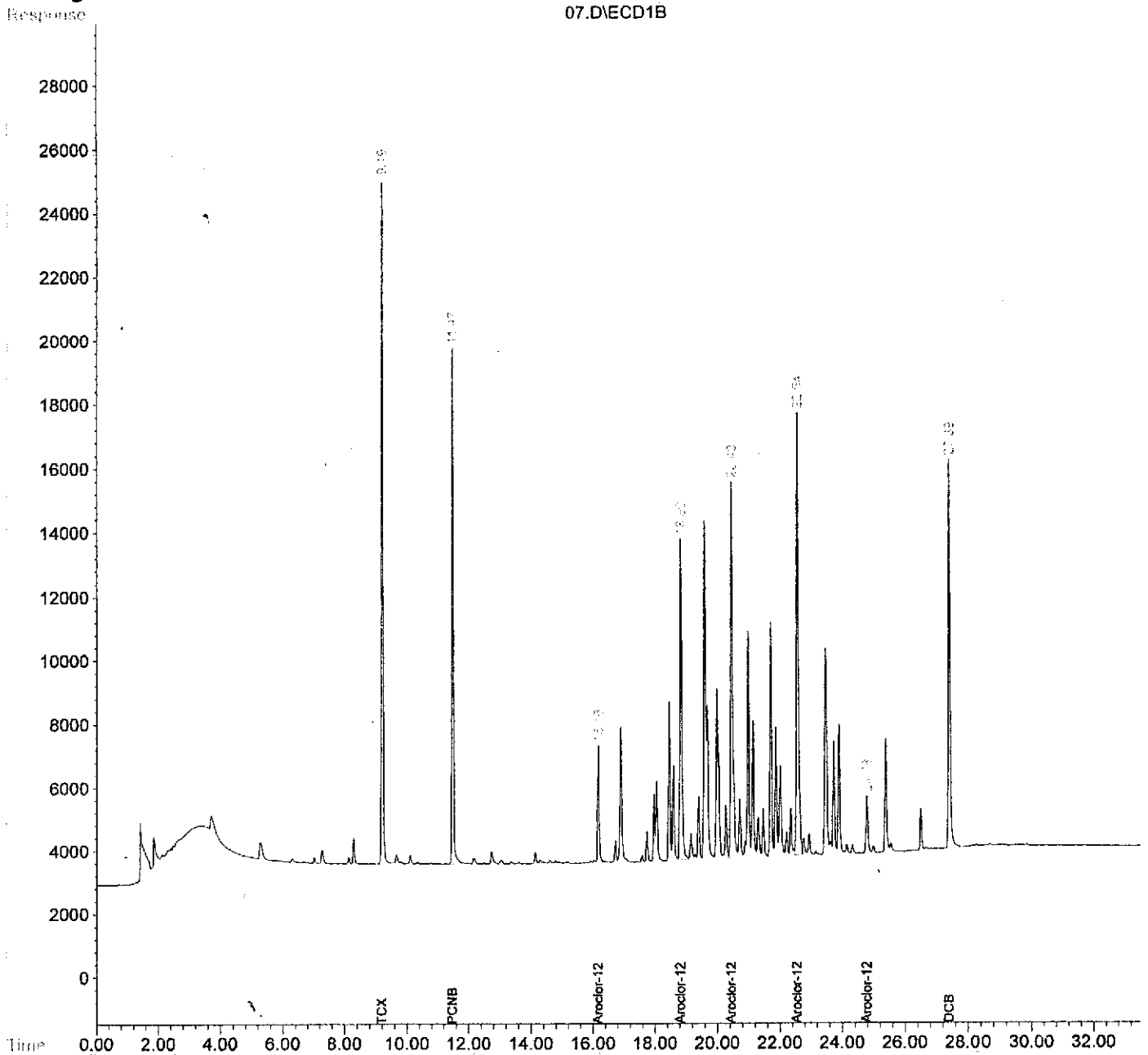


Data File : C:\HPCHEM\1\DATA\072301A\07.D
Acq On : 23 Jul 101 9:50 pm
Sample : bsd/1260
Misc :
IntFile : events.e
Quant Time: Jul 24 8:34 19101 Quant Results File: 1260_07.RES

Vial: 7
Operator:
Inst : HP2
Multiplr: 1.00

Quant Method : C:\HPCHEM\1\METHODS\1260_07.M (Chemstation Integrator)
Title : PCB
Last Update : Fri Jul 20 13:44:30 2001
Response via : Multiple Level Calibration
DataAcq Meth : PCB1.M

Volume Inj. :
Signal Phase :
Signal Info :

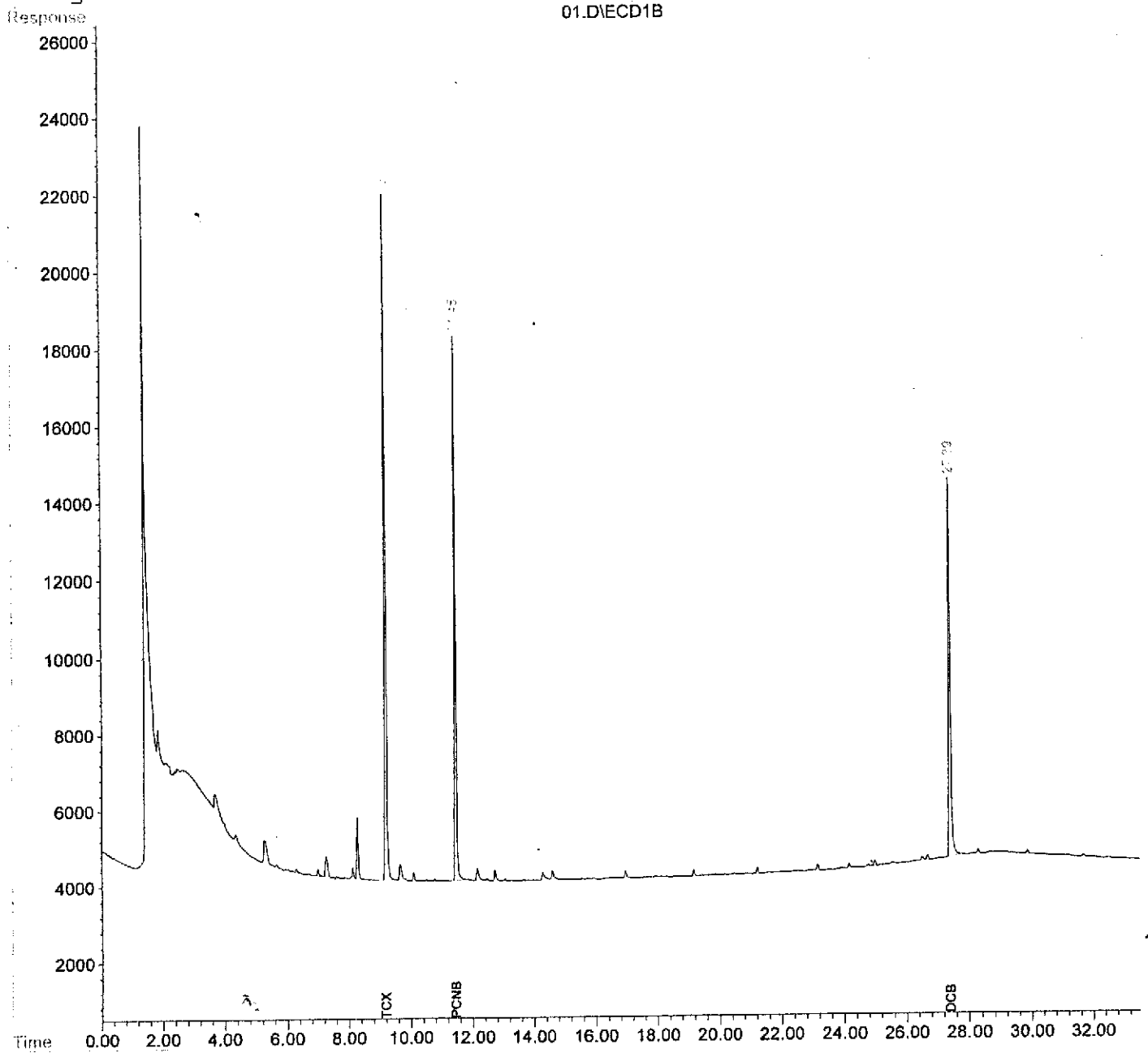


Data File : C:\HPCHEM\1\DATA\072301A\01.D
Acq On : 23 Jul 101 5:58 pm
Sample : blk
Misc :
IntFile : events.e
Quant Time: Jul 24 8:32 19101

Vial: 1
Operator:
Inst : HP2
Multiplr: 1.00

Quant Results File: 1260_07.RES
Quant Method : C:\HPCHEM\1\METHODS\1260_07.M (Chemstation Integrator)
Title : PCB
Last Update : Fri Jul 20 13:44:30 2001
Response via : Multiple Level Calibration
DataAcq Meth : PCB1.M

Volume Inj. :
Signal Phase :
Signal Info :

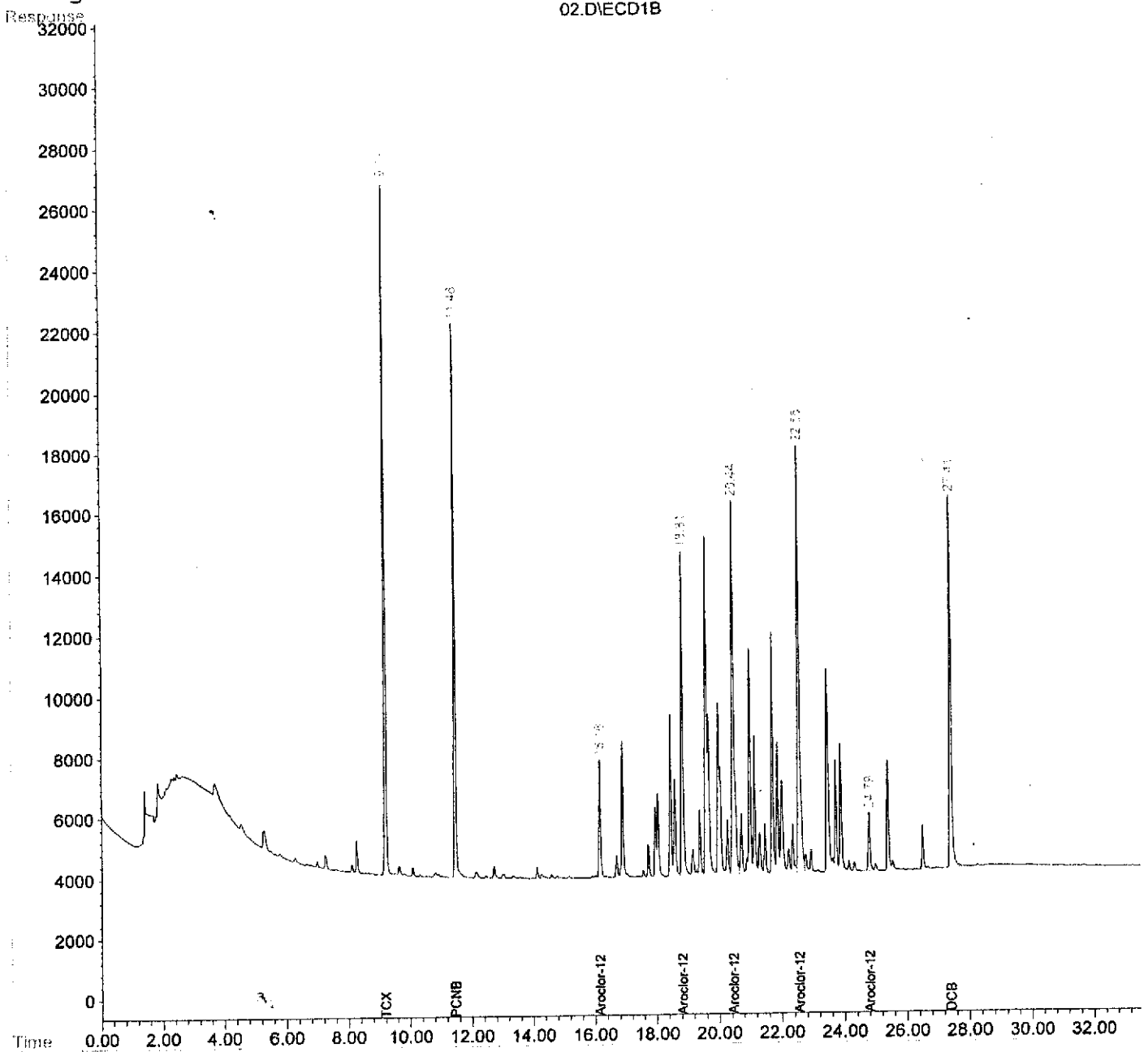


Data File : C:\HPCHEM\1\DATA\072401\02.D
Acq On : 24 Jul 2010 1:53 pm
Sample : bs/1260
Misc :
IntFile : events.e
Quant Time: Jul 25 9:54 19101

Vial: 2
Operator:
Inst : HP2
Multiplr: 1.00

Quant Method : C:\HPCHEM\1\METHODS\1260_07.M (Chemstation Integrator)
Title : PCB
Last Update : Fri Jul 20 13:44:30 2001
Response via : Multiple Level Calibration
DataAcq Meth : PCB1.M

Volume Inj. :
Signal Phase :
Signal Info :



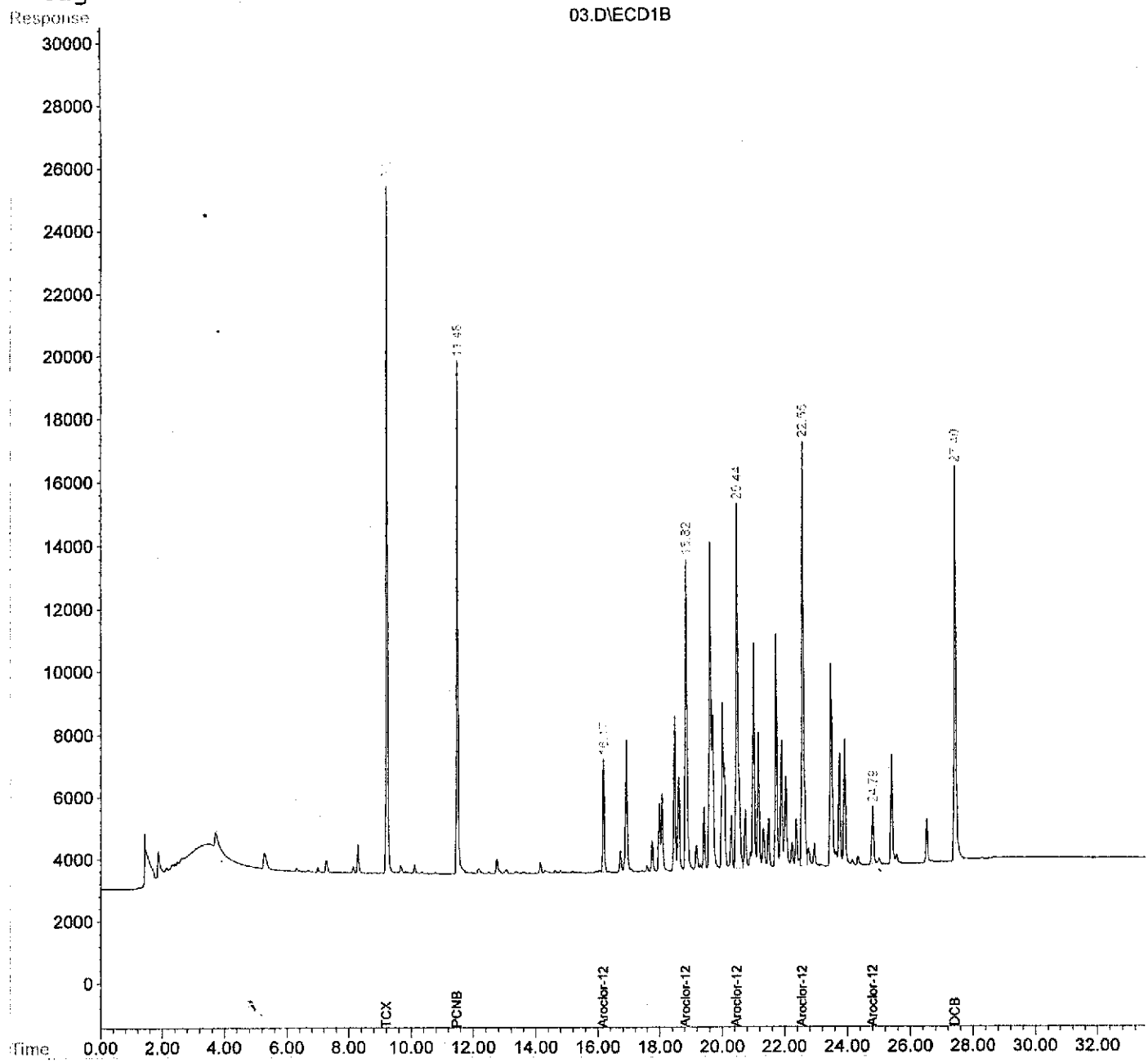
Data File : C:\HPCHEM\1\DATA\072401\03.D
Acq On : 24 Jul 2010 2:32 pm
Sample : bsd/1260
Misc :
IntFile : events.e
Quant Time: Jul 25 9:50 19101

Vial: 3
Operator:
Inst : HP2
Multiplr: 1.00

Quant Results File: 1260_07.RES

Quant Method : C:\HPCHEM\1\METHODS\1260_07.M (Chemstation Integrator)
Title : PCB
Last Update : Fri Jul 20 13:44:30 2001
Response via : Multiple Level Calibration
DataAcq Meth : PCB1.M

Volume Inj. :
Signal Phase :
Signal Info :



Quantitation Report

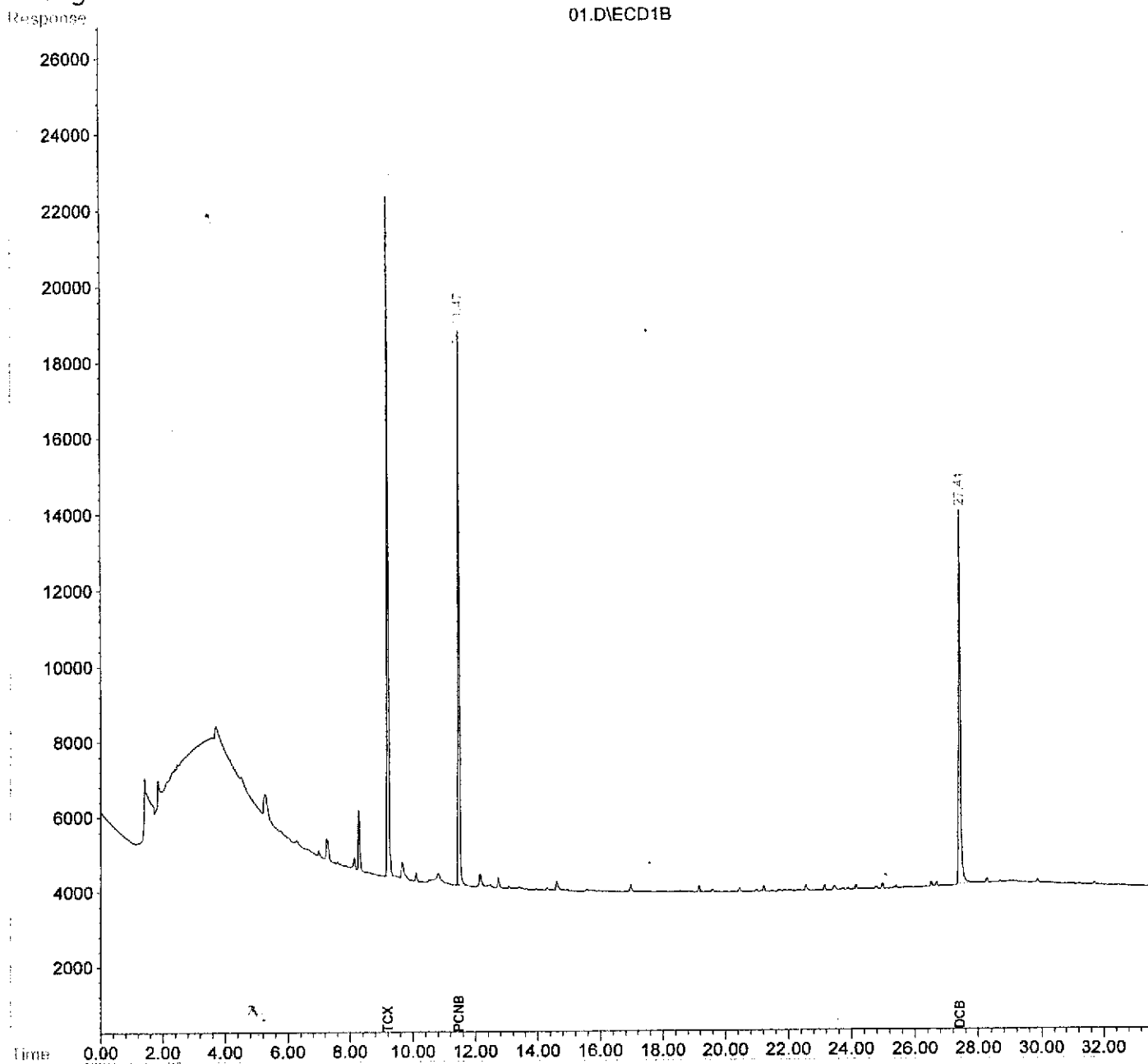
Data File : C:\HPCHEM\1\DATA\072401\01.D
Acq On : 24 Jul 101 8:59 am
Sample : blk
Misc :
IntFile : events.e
Quant Time: Jul 24 10:08 19101

Vial: 1
Operator:
Inst : HP2
Multiplr: 1.00

Quant Results File: 1260_07.RES

Quant Method : C:\HPCHEM\1\METHODS\1260_07.M (Chemstation Integrator)
Title : PCB
Last Update : Fri Jul 20 13:44:30 2001
Response via : Multiple Level Calibration
DataAcq Meth : PCB1.M

Volume Inj. :
Signal Phase :
Signal Info :



01.D\ECDD1B

APPENDIX B

**Photographs Taken During
Field Activities**



Figure B-1 Concrete Cutting Operation



Figure B-2 12-Inch Diameter Asphalt and 8-inch Diameter Concrete Cores

Note: The materials under asphalt and concrete layer are mainly pea gravel




Figure-3 Initial Drilling Operation to Test the Presence of the Concrete Layer



Figure B-4 A Thick Concrete Layer at two feet Depth