



August 10, 2012

Roya C. Kambin
Project Manager
Marketing Business Unit

**Chevron Environmental
Management Company**
6101 Bollinger Canyon Road
San Ramon, CA 94583
Tel (925) 790-6270
RKLG@chevron.com

Mr. Keith Nowell
Alameda County Health Care Services
1131 Harbor Bay Parkway, Suite 250
Alameda, California 94502

RE: First Semi-annual 2012 Groundwater Monitoring Report
1771 First Street, Livermore, California
Fuel Leak Case No.: RO0000436

RECEIVED

2:49 pm, Aug 14, 2012

Alameda County
Environmental Health

Dear Mr. Nowell,

I declare under penalty of perjury that to the best of my knowledge the information and/or recommendations contained in the attached report is/are true and correct.

If you have any questions or need additional information, please contact me at (925) 790-6270.

Sincerely,

A handwritten signature in black ink, appearing to read "Roya Kambin".

Roya Kambin
Union Oil of California – Project Manager

Attachment
First Semi-annual 2012 Groundwater Monitoring Report Submittal



ARCADIS U.S., Inc.
2000 Powell Street
7th Floor
Emeryville
California 94608
Tel 510.652.4500
Fax 510.652.4906
www.arcadis-us.com

Mr. Keith Nowell
Alameda County Health Care Services
1131 Harbor Bay Parkway, Suite 250
Alameda, California 94502

Subject:
First Semi-annual 2012 Groundwater Monitoring Report Submittal

ENVIRONMENT

Dear Mr. Nowell:

On behalf of Chevron Environmental Management Company, for itself and as Attorney-in-Fact for Union Oil Company of California (hereinafter "EMC"), ARCADIS U.S., Inc (ARCADIS) is pleased to submit the enclosed Semi-Annual Groundwater Monitoring Report for the following facility:

Date:
August 10, 2012

Contact:
Katherine Brandt

Phone:
510.596.9675

Email:
Katherine.Brandt@arcadis-us.com

<u>Facility No.</u>	<u>Case No.</u>	<u>Location</u>
4186	RO0000436	1771 First Street Livermore, California

Our ref:
B0047942.2012

If you have any questions, please contact Katherine Brandt at 510.596.9675.

Sincerely,

ARCADIS

Katherine Brandt
Certified Project Manager

David W. Lay, P.G., C.P.G.
Principal Geologist



Copies:
Ms. Roya Kambin, EMC (electronic copy only)
Mr. and Mrs. Thomas Vadakkekunnel, Property Owners

**UNION OIL OF CALIFORNIA
SEMIANNUAL MONITORING REPORT
FIRST AND SECOND QUARTER 2012
August 10, 2012**

Facility No.: 4186 Address: 1771 First Street, Livermore, California

Consulting Company/Contact Person/Phone No.: ARCADIS / Katherine Brandt / 510.596.9675

Primary Agency/Contact Person/Regulatory ID No.: Alameda County Department of Environmental Health / Mr. Jerry Wickham
Case No. RO0000436

WORK PERFORMED DURING THIS REPORTING PERIOD (First and Second Quarter – 2012) :

- TRC Solutions (TRC) conducted groundwater monitoring and sampling on June 25 and 26, 2012. Field data sheets and general procedures are included as **Attachment A**. Fifteen (15) groundwater monitoring wells were gauged during this monitoring event (U-1 through U-15). Thirteen (13) groundwater monitoring wells were sampling during this monitoring event (U-2, U-4 through U-15). Three lithologic units (shallow, intermediate, and deep) are present at the site. The shallow zone is monitored by wells U-1 through U-3, the intermediate zone is monitored by wells U-4 through U-11, and the deep zone is monitored by wells U-12 through U-15.

All groundwater samples were analyzed for total petroleum hydrocarbons as gasoline (TPH-g), benzene, toluene, ethylbenzene, and total xylenes (BTEX, collectively), oxygenates (methyl tertiary butyl ether [MTBE], ethyl tertiary butyl ether [ETBE], di-isopropyl ether [DIPE], tertiary amyl methyl ether [TAME], tertiary butyl alcohol [TBA]), 1,2-dibromoethane (EDB), 1,2-dichloroethane (1,2-DCE or EDC), and ethanol by United States Environmental Protection Agency (USEPA) Method 8260B; as well as field parameters electrical conductivity (EC), dissolved oxygen (DO), and oxidation reduction potential (ORP). In addition, all groundwater samples were analyzed for nitrate as NO₃, sulfate, dissolved ferrous iron, and methane.

Additionally, the samples collected from groundwater monitoring wells U-1, U-2, U-4, U-8, U-9, U-10, U-11, U-13, and U-15 were analyzed for hexavalent chromium, total dissolved solids, dissolved metals (calcium, sodium, magnesium, potassium, and manganese), and total and dissolved CAM 17 metals.

The site location map and the site plan are presented on **Figures 1** and **2**. Groundwater contour and concentration maps for TPH-g, benzene, and MTBE in the shallow zone are presented on **Figures 3** through **6**, in the intermediate zone are presented on **Figures 7** through **10**, and in the deep zone are presented on **Figures 11** through **14**. Current Groundwater Gauging and Analytical Results are summarized in **Table 1**, Current Additional Groundwater Analytical Results are summarized in **Table 1a**, and Historical Groundwater Results from TRC are included as **Attachment B**. A copy of the laboratory analytical report and chain-of-custody documentation is included as **Attachment C**.

WORK PROPOSED FOR THE NEXT REPORTING PERIOD (Third and Fourth Quarter – 2012):

- Perform groundwater monitoring and related reporting during first quarter 2012.

Current Phase of Project:	<u>Groundwater Monitoring</u>
Site Use:	<u>Active Chevron-branded service station.</u>
Frequency of Sampling:	<u>Groundwater – Semiannually</u>
Frequency of Monitoring:	<u>Groundwater – Semiannually</u>
Are Separate-Phase Hydrocarbons (SPH) Present On-Site:	<u>No</u>
Cumulative SPH Recovered to Date:	<u>None</u>
SPH Recovered This Period:	<u>None</u>
Bulk Soil Removed to Date:	<u>25 cubic yards (1996), 2.5 tons (1998), eight 55-gallon drums (2001), 9.87 tons (2001-2002)</u>
Bulk Soil Removed this Period:	<u>None</u>
Water Wells or Surface Waters within a 2,000' Radius and Their Respective Directions:	<u>Two municipal supply wells located approximately 1,500 and 1,800 feet northwest of the site and one</u>

**UNION OIL OF CALIFORNIA
SEMIANNUAL MONITORING REPORT
FIRST AND SECOND QUARTER 2012
August 10, 2012**

Facility No.: 4186 Address: 1771 First Street, Livermore, California
domestic well located approximately 1,900 feet southwest of the site.
 Groundwater Use Designation: Storage (drinking water supply in emergency situations), Irrigation
 Current Remediation Techniques: None
 Permits for Discharge (No.): None
 Approximate Depth to Groundwater: 31.80 (U-2) – 40.82 (U-5) feet below top of casing
 Measured Estimated
 Approximate Groundwater Elevation: 437.70 (U-5) – 447.79 (U-3) feet relative to mean sea level
 Measured Estimated
 Groundwater Gradient: Shallow Zone: 0.01 ft/ft (Magnitude) North-northeast (Direction)
 Intermediate Zone: 0.03 ft/ft (Magnitude) Southwest (Direction)
0.05 ft/ft (Magnitude) Northwest (Direction)
 Deep Zone: 0.01 ft/ft (Magnitude) Northwest (Direction)

DISCUSSION:

Groundwater conditions during the first and second quarter 2012 remained generally consistent with previous periods, with the exception of the flow direction in the shallow zone, which may have shifted to the northeast from the northwest. Impacted groundwater appears to be isolated to the intermediate zone.

Shallow Zone

Due to insufficient water in wells U-1 and U-3, only one groundwater sample was collected from the shallow zone (U-2). TPH-g, BTEX, MTBE, TBA, TAME, ETBE, DIPE, EDB, EDC, and Ethanol were not detected above the laboratory reporting limits in this well.

Nitrate as NO₃ (21 milligrams per liter [mg/L]), sulfate (54 mg/L), methane (0.0010 mg/L), dissolved calcium (26 mg/L), dissolved magnesium (68 mg/L), dissolved sodium (53 mg/L), dissolved potassium (2.1 mg/L), chloride (27 mg/L), fluoride (0.084 mg/L), and total dissolved solids (540 mg/L) were detected in the groundwater sample collected from U-2.

Dissolved barium (230 micrograms per liter [μ g/L]), total barium (480 μ g/L), total chromium (75 μ g/L), total copper (38 μ g/L), total nickel (180 μ g/L), total vanadium (36 μ g/L), and total zinc (81 μ g/L) were also detected in the groundwater sample collected from U-2.

All other analytes were not detected above their respective laboratory reporting limit in the groundwater sample collected from U-2 in the shallow zone.

**UNION OIL OF CALIFORNIA
SEMIANNUAL MONITORING REPORT
FIRST AND SECOND QUARTER 2012
August 10, 2012**

Facility No.: 4186 Address: 1771 First Street, Livermore, California

Intermediate Zone

The maximum dissolved concentration of TPH-g (2,100 µg/L) was detected in the sample collected from U-9. The maximum dissolved concentrations of BTEX (230 µg/L, 5.7 µg/L, 230 µg/L, and 67 µg/L, respectively), and MTBE (130 µg/L) were detected in the sample collected from U-10. The maximum concentration of TBA (5,000 µg/L) was detected in the sample collected from U-11. TAME, ETBE, DIPE, EDB, EDC, and ethanol were not detected above the laboratory reporting limits in any samples collected from this zone.

The maximum concentration of nitrate at NO₃ (4.8 mg/L) was detected in the sample collected from U-4. The maximum concentration of dissolved sodium (67 mg/L) was detected in the sample collected from U-9. The maximum concentrations of methane (19 mg/L), dissolved potassium (3.3 mg/L), and fluoride (0.13 mg/L) were detected in the sample collected from U-10. The maximum concentrations of sulfate (320 mg/L), dissolved ferrous iron (270 mg/L), dissolved calcium (72 mg/L), dissolved magnesium (170 mg/L), chloride (120 mg/L), and total dissolved solids (1,200 mg/L) were detected in the sample collected from U-11.

In addition, the maximum concentrations of dissolved barium (470 µg/L), total barium (3,300 µg/L), total chromium (1,100 µg/L), total cobalt (350 µg/L), total copper (510 µg/L), total lead (110 µg/L), total nickel (3,500 µg/L), total vanadium (380 µg/L), and total zinc (680 µg/L) were detected in the sample collected from U-4. The maximum concentration of total arsenic (76 µg/L) was detected in the sample collected from U-8. The maximum concentration of total mercury (0.68 µg/L) as detected in the sample collected from U-9. The maximum concentration of dissolved manganese (3,100 µg/L) was detected in the sample collected from U-11.

All other analytes were not detected above their respective laboratory reporting limit in the groundwater samples collected from wells U-4 through U-11 in the intermediate zone.

Deep Zone

The maximum concentration of TBA (10 µg/L) was detected in the sample collected from U-14. TPH-g, BTEX, MTBE, TAME, ETBE, DIPE, EDB, EDC, and ethanol were not detected above the laboratory reporting limits in any of the samples collected from wells in this zone.

The maximum concentration of nitrate as NO₃ (25 mg/L), sulfate (55 mg/L), dissolved calcium (39 mg/L), dissolved magnesium (71 mg/L), chloride (81 mg/L), and fluoride (0.096 mg/L) were detected in the samples collected from U-13. The maximum concentrations of dissolved sodium (79 mg/L), dissolved potassium (47 mg/L), and total dissolved solids (620 mg/L) were detected in the samples collected from U-15.

In addition, the maximum concentrations of dissolved barium (240 µg/L) and total barium (300 µg/L) were detected in the sample collected from U-13. The maximum concentrations of hexavalent chromium (22 µg/L), dissolved chromium (25 µg/L), total chromium (23 µg/L), and total nickel (10 µg/L) were detected in the sample collected from U-15.

All other analytes were not detected above their respective laboratory reporting limit in the groundwater samples collected from wells U-12 through U-151 in the deep zone.

CONCLUSIONS AND RECOMMENDATIONS:

Dissolved hydrocarbon constituent concentrations have remained relatively consistent with previous quarters. ARCADIS recommends continued groundwater monitoring.

**UNION OIL OF CALIFORNIA
SEMIANNUAL MONITORING REPORT
FIRST AND SECOND QUARTER 2012
August 10, 2012**

Facility No.: 4186 Address: 1771 First Street, Livermore, California

ATTACHMENTS:

- Figure 1: Site Location Map
- Figure 2: Site Plan
- Figure 3: Groundwater Contour Map – Shallow Zone
- Figure 4: TPH-g Concentration Map – Shallow Zone
- Figure 5: Benzene Concentration Map – Shallow Zone
- Figure 6: MTBE Concentration Map – Shallow Zone
- Figure 7: Groundwater Contour Map – Intermediate Zone
- Figure 8: TPH-g Concentration Map – Intermediate Zone
- Figure 9: Benzene Concentration Map – Intermediate Zone
- Figure 10: MTBE Concentration Map – Intermediate Zone
- Figure 11: Groundwater Contour Map – Deep Zone
- Figure 12: TPH-g Concentration Map – Deep Zone
- Figure 13: Benzene Concentration Map – Deep Zone
- Figure 14: MTBE Concentration Map – Deep Zone

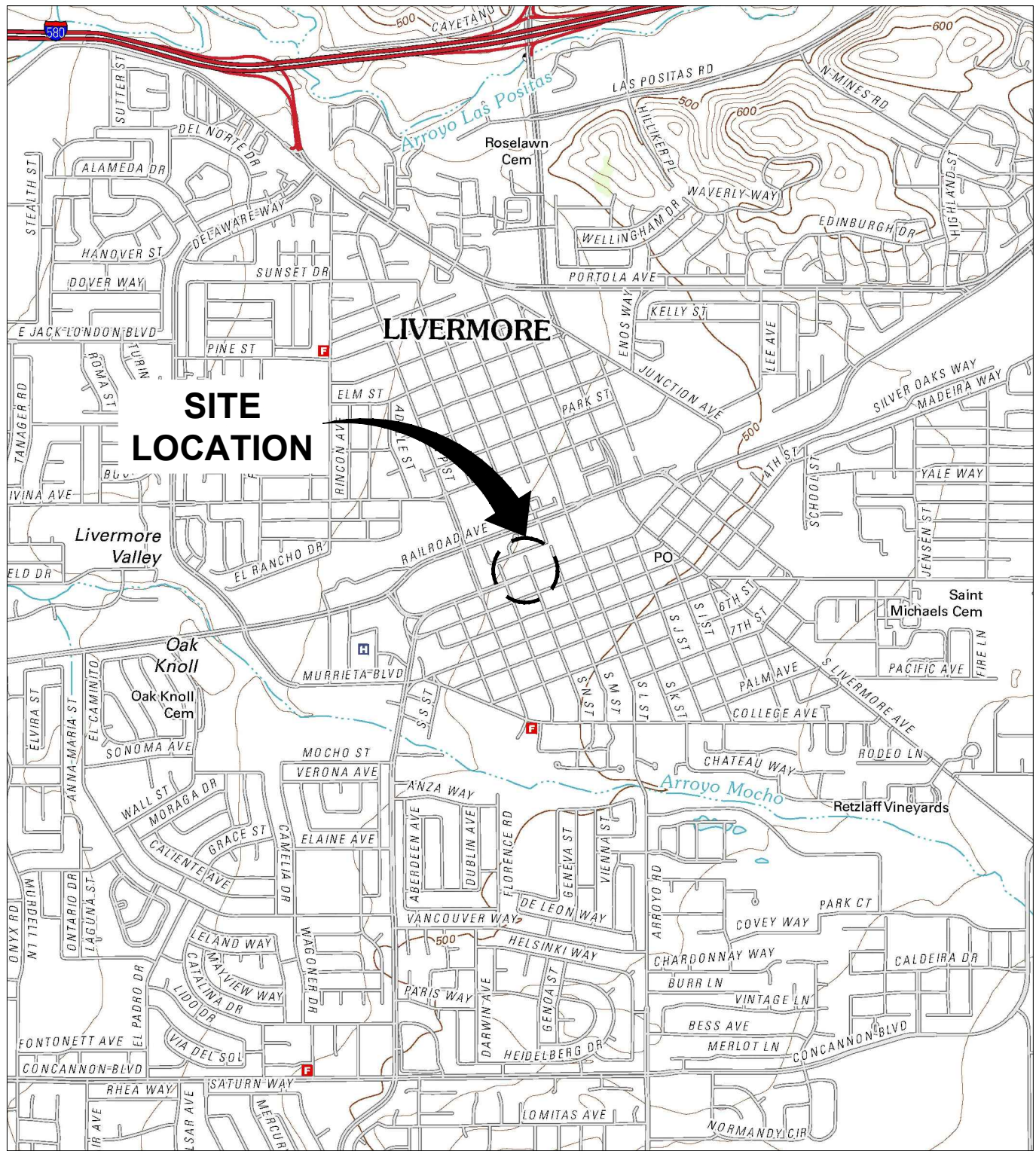
- Table 1: Current Groundwater Gauging and Analytical Results
- Table 1a: Current Additional Groundwater Analytical Results

- Attachment A: Field Data Sheets and General Procedures
- Attachment B: Historical Groundwater Results from TRC
- Attachment C: Laboratory Report and Chain-of-Custody Documentation

ARCADIS

Figures

CITY: PETALUMA, CA DIV/GROUP: ENV DB: J. HARRIS
 C:\Users\jrharris\Desktop\ENV\CADD\0047942\2012\0002\DWG\47942\01.dwg LAYOUT: 1 SAVED: 7/5/2012 6:45 AM ACADVER: 18.1S (LMS TECH) PAGESETUP: SETUP1 PLOTSTYLETABLE: ARCADIS.CTB PLOTTED: 7/5/2012 8:45 AM BY: HARRIS, JESSICA
 XREFS: IMAGES: PROJECTNAME: ---
 Livermore.jpg



REFERENCE: BASE MAP USGS 7.5. MIN. TOPO. QUAD., LIVERMORE, CALIFORNIA, 2012.

0 2000' 4000'

Approximate Scale: 1 in. = 2000 ft.



AREA
LOCATION

CALIFORNIA



UNION OIL COMPANY OF CALIFORNIA
 76 SERVICE STATION 4186
 1771 FIRST STREET
 LIVERMORE, CALIFORNIA

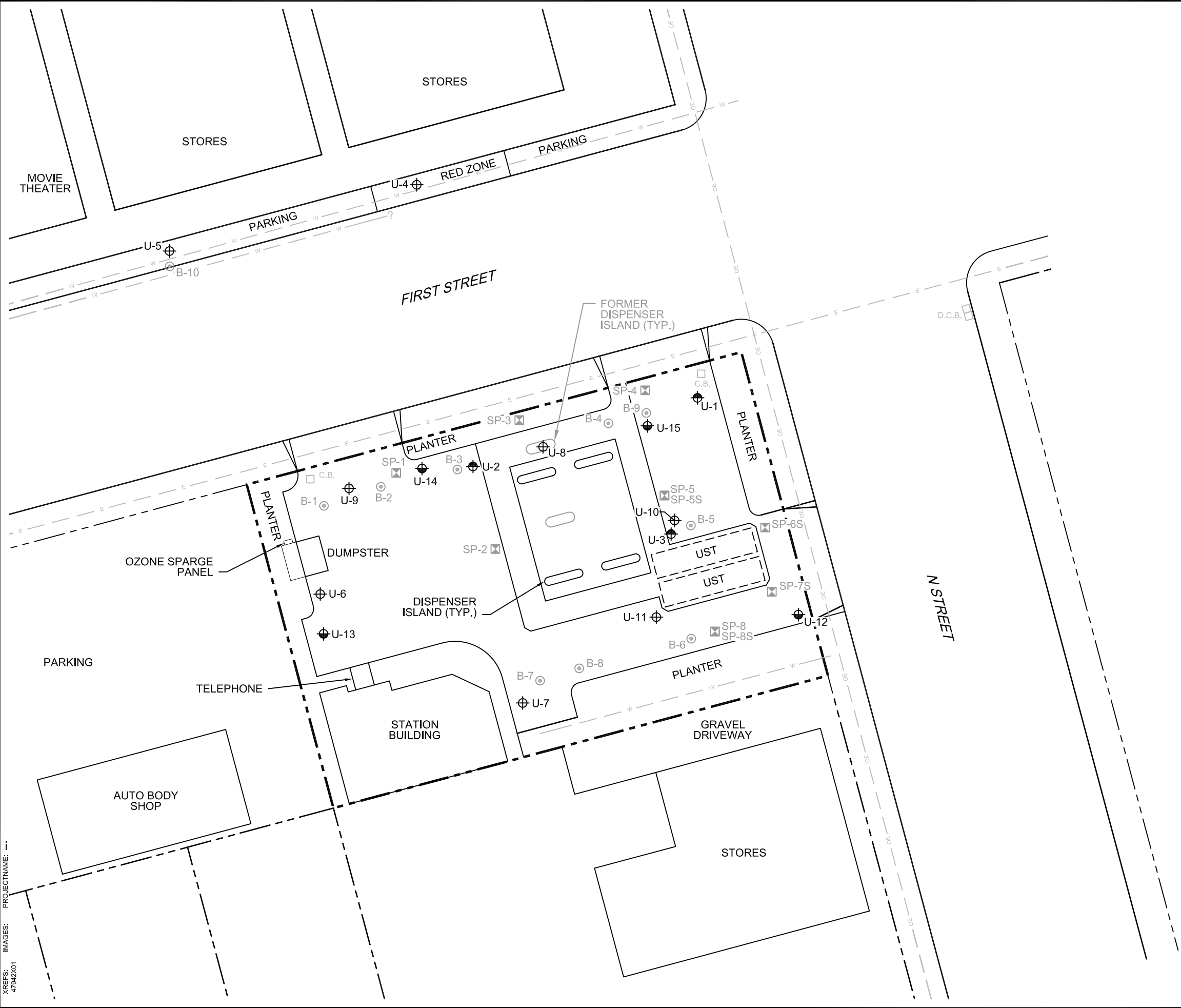
SITE LOCATION MAP



FIGURE

1

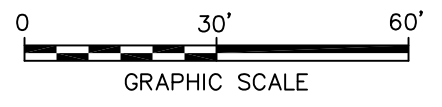
CITY: PETALUMA, CA. DIV/GROUP: ENV. DB: J. HARRIS. C:\Users\jharris\Desktop\ENVCAD\B0047942\2012\DWG\47942B01.dwg. LAYOUT: 2. SAVED: 7/17/2012 12:27 PM. ACADVER: 18.1S (LMS TECH). PAGES: 1. PLOTSTYLETABLE: ARCADIS.CTB. PLOTTED: 7/17/2012 12:47 PM. BY: HARRIS, JESSICA.



LEGEND

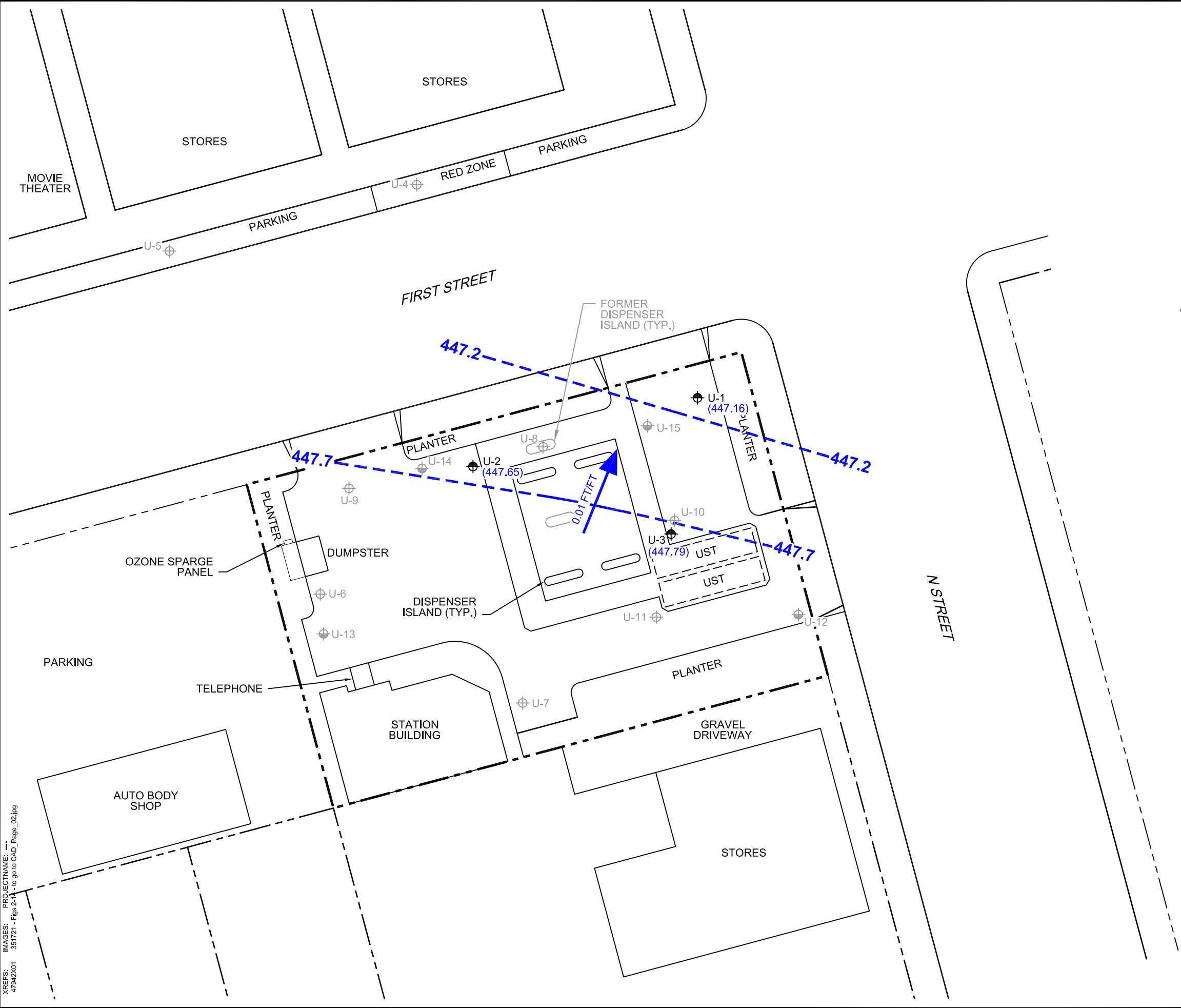
	PROPERTY BOUNDARY
	SHALLOW ZONE MONITORING WELL
	INTERMEDIATE ZONE MONITORING WELL
	DEEP ZONE MONITORING WELL
	OZONE SPARGE POINT
	BOREHOLE LOCATION
	STORM DRAIN
	UNDERGROUND ELECTRIC
	UNDERGROUND WATER
	OVERHEAD ELECTRIC

- NOTES:**
- BASE MAP PROVIDED BY CRA, DATED 1/28/2011. BASED ON A MAP PROVIDED BY DELTA ENVIRONMENTAL CONSULTANTS, FIGURE 2, TITLED "SITE MAP", DATED 12/14/2005.
 - ALL SITE FEATURES AND LOCATIONS ARE APPROXIMATE.



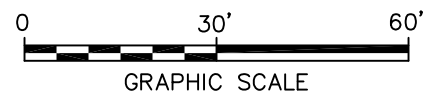
UNION OIL COMPANY OF CALIFORNIA 76 SERVICE STATION 4186 1771 FIRST STREET LIVERMORE, CALIFORNIA	
SITE PLAN	
	FIGURE 2

CITY: PETALUMA, CA DIV/GROUP: ENV DB: J. HARRIS
 C:\Users\jharris\Desktop\ENVCAD\B0047942\2012\0002\2012\DWG\47942\W01.dwg LAYOUT: 3 SAVED: 7/17/2012 1:33 PM ACADVER: 18.1 S (LMS TECH) PAGES: 18 PAGES SETUP: SETUP1 PLOTSTYLETABLE: ARCADIS.CTB PLOTTED: 7/17/2012 1:34 PM BY: HARRIS, JESSICA
 XREFS: IMAGES: PROJECTNAME: 47942X01 351721 - Figs 2-11 - 16 to CAD_Page_02.jpg



- LEGEND**
- PROPERTY BOUNDARY
 - U-1 SHALLOW ZONE MONITORING WELL
 - U-6 INTERMEDIATE ZONE MONITORING WELL
 - U-15 DEEP ZONE MONITORING WELL
 - (447.16) GROUNDWATER ELEVATION (FT AMSL)
 - 447.2 GROUNDWATER ELEVATION CONTOUR (FT AMSL; DASHED WHERE INFERRED)
 - 0.01 FT/FT APPROXIMATE GROUNDWATER FLOW DIRECTION AND GRADIENT (FOOT PER FOOT)
 - FT AMSL FEET ABOVE MEAN SEA LEVEL

- NOTES:**
1. BASE MAP PROVIDED BY CRA, DATED 1/28/2011. BASED ON A MAP PROVIDED BY DELTA ENVIRONMENTAL CONSULTANTS, FIGURE 2, TITLED "SITE MAP", DATED 12/14/2005.
 2. ALL SITE FEATURES AND LOCATIONS ARE APPROXIMATE.



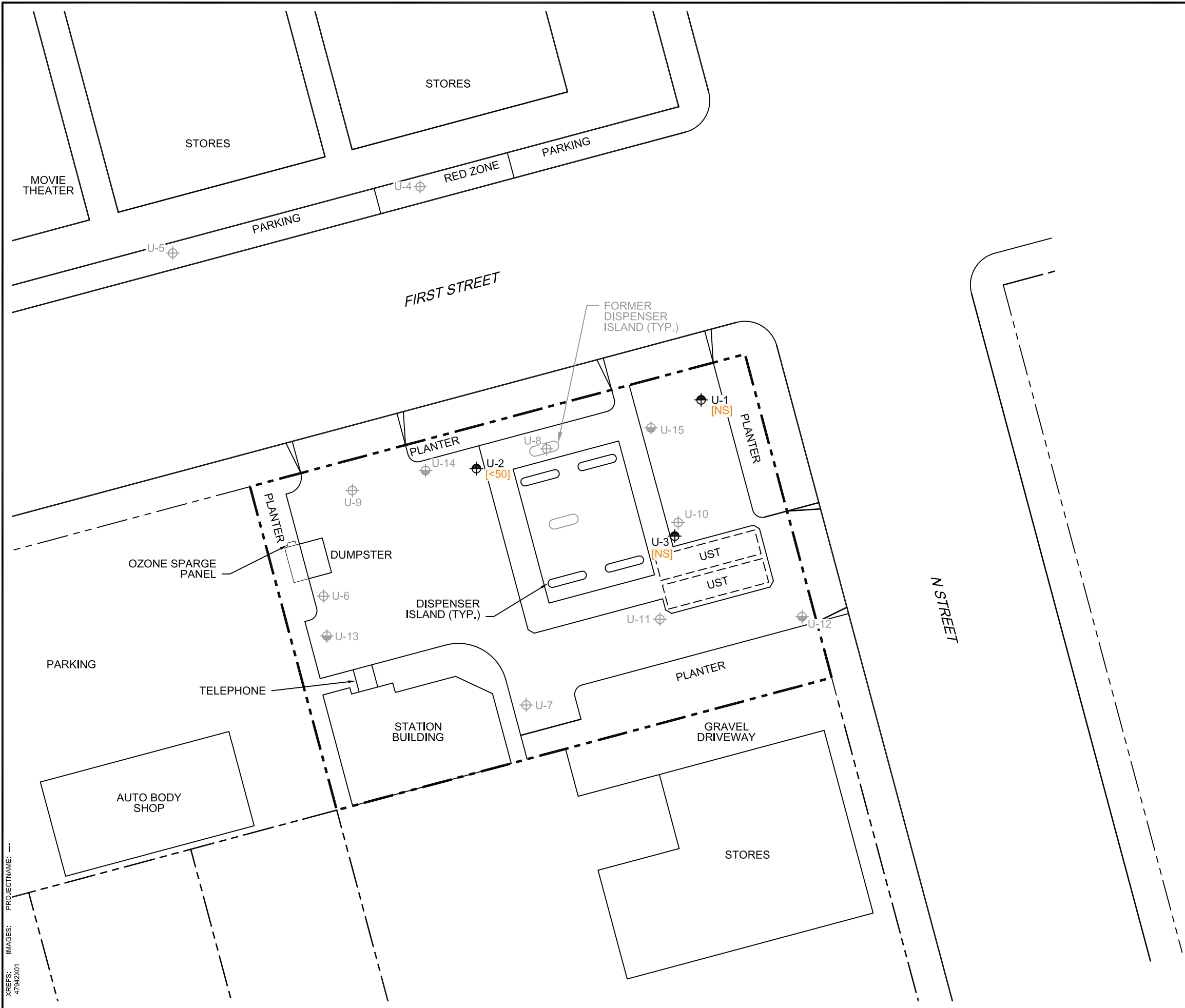
UNION OIL COMPANY OF CALIFORNIA
 76 SERVICE STATION 4186
 1771 FIRST STREET
 LIVERMORE, CALIFORNIA

**GROUNDWATER CONTOUR MAP-
 SHALLOW ZONE
 JUNE 25 AND 26, 2012**

FIGURE
3



CITY: PETALUMA, CA DIV/GROUP: ENV DB: J. HARRIS
C:\Users\jharris\Desktop\ENVCAD\B0047942\2012\DWG\47942\01.dwg LAYOUT: 4 SAVED: 7/17/2012 2:24 PM ACADVER: 18.1 (LMS TECH) PAGESETUP: SETUP1 PLOTSTYLETABLE: ARCADIS.CTB PLOTTED: 7/26/2012 10:42 AM BY: HARRIS, JESSICA

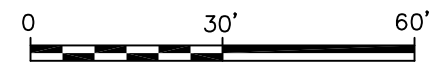


LEGEND

- PROPERTY BOUNDARY
- SHALLOW ZONE MONITORING WELL
- INTERMEDIATE ZONE MONITORING WELL
- DEEP ZONE MONITORING WELL
- TOTAL PETROLEUM HYDROCARBONS AS GASOLINE (C4-C12) CONCENTRATION IN MICROGRAMS PER LITER ($\mu\text{g/L}$)
- DENOTES LESS THAN THE LABORATORY REPORTING LIMIT
- NOT SAMPLED

NOTES:

- BASE MAP PROVIDED BY CRA, DATED 1/28/2011. BASED ON A MAP PROVIDED BY DELTA ENVIRONMENTAL CONSULTANTS, FIGURE 2, TITLED "SITE MAP", DATED 12/14/2005.
- ALL SITE FEATURES AND LOCATIONS ARE APPROXIMATE.



GRAPHIC SCALE

UNION OIL COMPANY OF CALIFORNIA
76 SERVICE STATION 4186
1771 FIRST STREET
LIVERMORE, CALIFORNIA

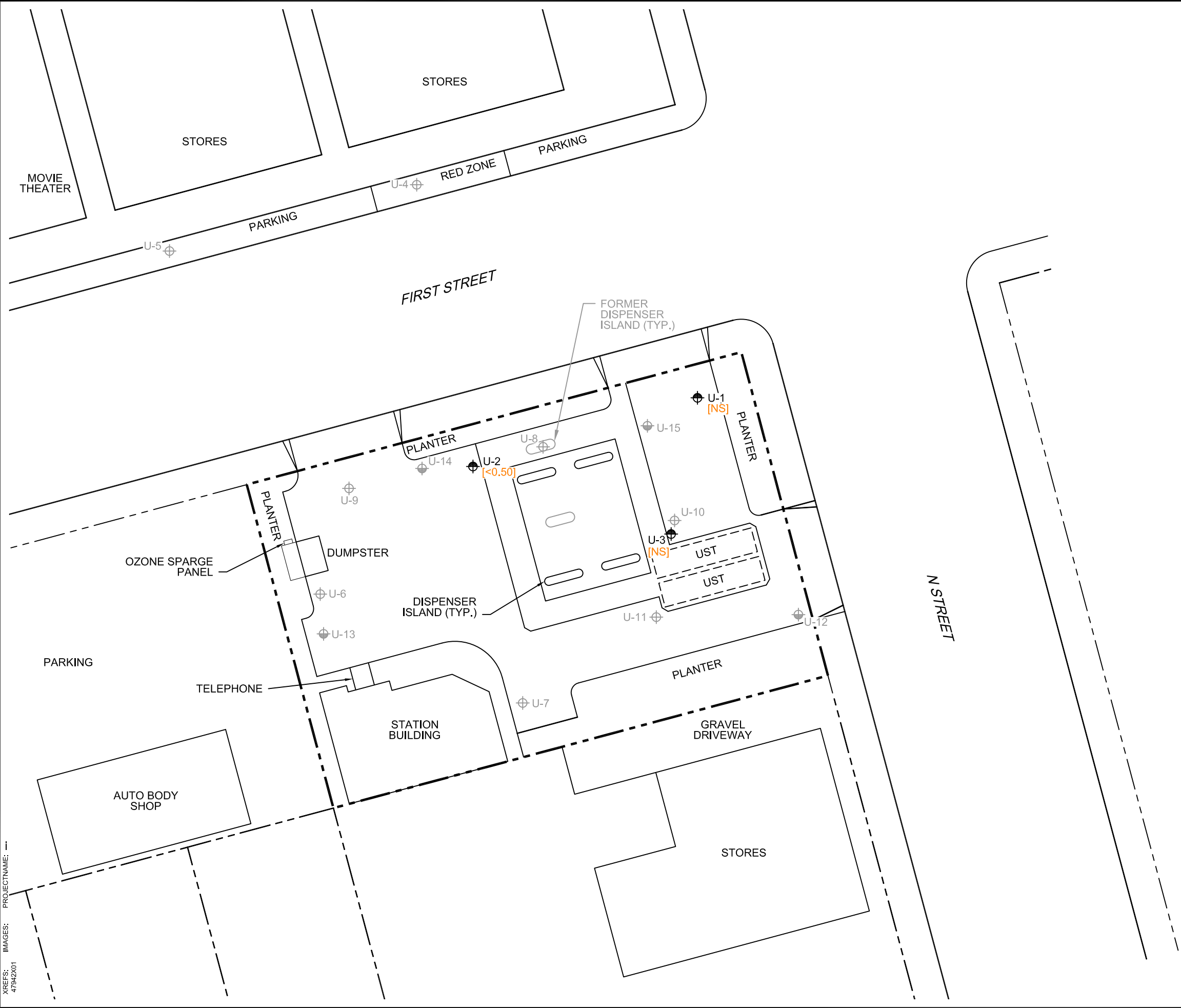
**TPH-g CONCENTRATION MAP-
SHALLOW ZONE
JUNE 25 AND 26, 2012**



FIGURE

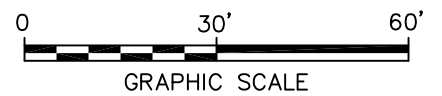
4

CITY: PETALUMA, CA DIV/GROUP: ENV DB: J. HARRIS
 C:\Users\jharris\Desktop\ENVCAD\B0047942\2012\DWG\47942\02.dwg LAYOUT: 5 SAVED: 7/26/2012 10:43 AM ACADVER: 18.15 (LMS TECH) PAGES: 10 PLOTTED: 7/26/2012 11:16 AM BY: HARRIS, JESSICA
 XREFS: IMAGES: PROJECTNAME: 47942\01



- LEGEND**
- PROPERTY BOUNDARY
 - SHALLOW ZONE MONITORING WELL
 - INTERMEDIATE ZONE MONITORING WELL
 - DEEP ZONE MONITORING WELL
 - BENZENE CONCENTRATION IN MICROGRAMS PER LITER (μg/L)
 - DENOTES LESS THAN THE LABORATORY REPORTING LIMIT
 - NOT SAMPLED

- NOTES:**
1. BASE MAP PROVIDED BY CRA, DATED 1/28/2011. BASED ON A MAP PROVIDED BY DELTA ENVIRONMENTAL CONSULTANTS, FIGURE 2, TITLED "SITE MAP", DATED 12/14/2005.
 2. ALL SITE FEATURES AND LOCATIONS ARE APPROXIMATE.



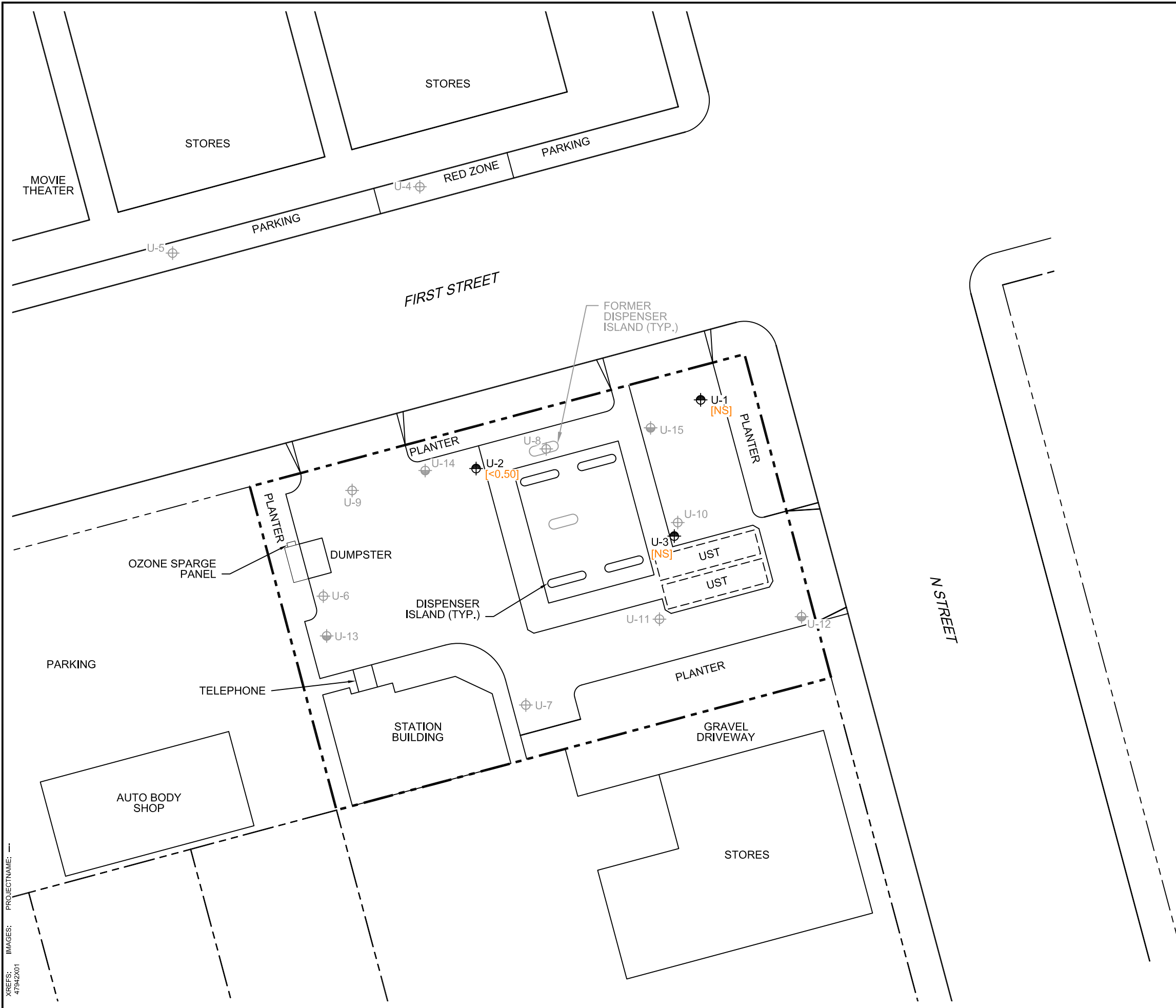
UNION OIL COMPANY OF CALIFORNIA
 76 SERVICE STATION 4186
 1771 FIRST STREET
 LIVERMORE, CALIFORNIA

**BENZENE CONCENTRATION MAP-
 SHALLOW ZONE
 JUNE 25 AND 26, 2012**

FIGURE
5

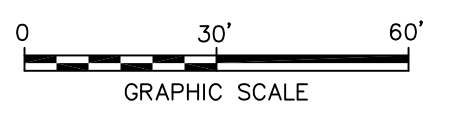


CITY: PETALUMA, CA DIV/GROUP: ENV DB: J. HARRIS
 C:\Users\jharris\Desktop\ENVCAD\B0047942\2012\DWG\47942\03.dwg LAYOUT: 6 SAVED: 7/26/2012 10:44 AM ACADVER: 18.1S (LMS TECH) PAGES: 6 PLOTSTYLETABLE: ARCADIS.CTB PLOTTED: 7/26/2012 11:15 AM BY: HARRIS, JESSICA
 XREFS: IMAGES: PROJECTNAME:



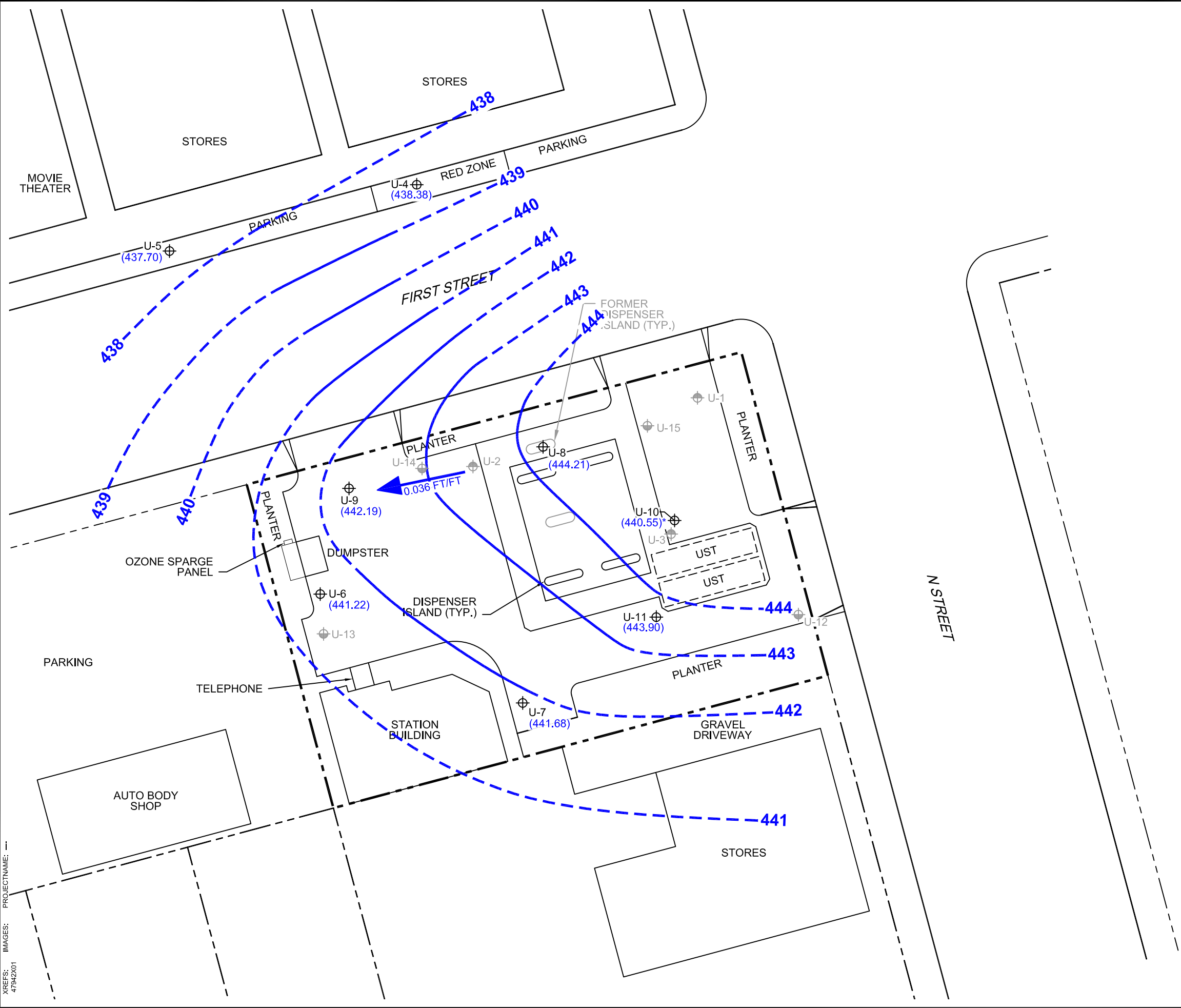
LEGEND	
	PROPERTY BOUNDARY
	SHALLOW ZONE MONITORING WELL
	INTERMEDIATE ZONE MONITORING WELL
	DEEP ZONE MONITORING WELL
	METHYL TERTIARY BUTYL ETHER CONCENTRATION IN MICROGRAMS PER LITER ($\mu\text{g/L}$)
	DENOTES LESS THAN THE LABORATORY REPORTING LIMIT
	NOT SAMPLED

- NOTES:
- BASE MAP PROVIDED BY CRA, DATED 1/28/2011. BASED ON A MAP PROVIDED BY DELTA ENVIRONMENTAL CONSULTANTS, FIGURE 2, TITLED "SITE MAP", DATED 12/14/2005.
 - ALL SITE FEATURES AND LOCATIONS ARE APPROXIMATE.



UNION OIL COMPANY OF CALIFORNIA 76 SERVICE STATION 4186 1771 FIRST STREET LIVERMORE, CALIFORNIA	
MTBE CONCENTRATION MAP- SHALLOW ZONE JUNE 25 AND 26, 2012	
	FIGURE 6

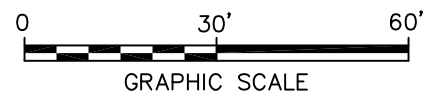
CITY: PETALUMA, CA DIV/GROUP: ENV DB: J. HARRIS
 C:\Users\jharris\Desktop\ENVCAD\B0047942\201200002\2012D\DWG\47942\W02.dwg LAYOUT: 7 SAVED: 7/17/2012 1:36 PM ACADVER: 18.1 S (LMS TECH) PAGES: 7 PLOTTABLE: ARCADIS.CTB PLOTTED: 7/26/2012 10:47 AM BY: HARRIS, JESSICA
 XREFS: IMAGES: PROJECTNAME: 47942X01



LEGEND

	PROPERTY BOUNDARY
	SHALLOW ZONE MONITORING WELL
	INTERMEDIATE ZONE MONITORING WELL
	DEEP ZONE MONITORING WELL
(443.90)	GROUNDWATER ELEVATION (FT AMSL)
	GROUNDWATER ELEVATION CONTOUR (FT AMSL; DASHED WHERE INFERRED)
	ESTIMATED GROUNDWATER FLOW DIRECTION AND GRADIENT (FOOT PER FOOT)
*	NOT USED FOR CONTOURING
FT AMSL	FEET ABOVE MEAN SEA LEVEL

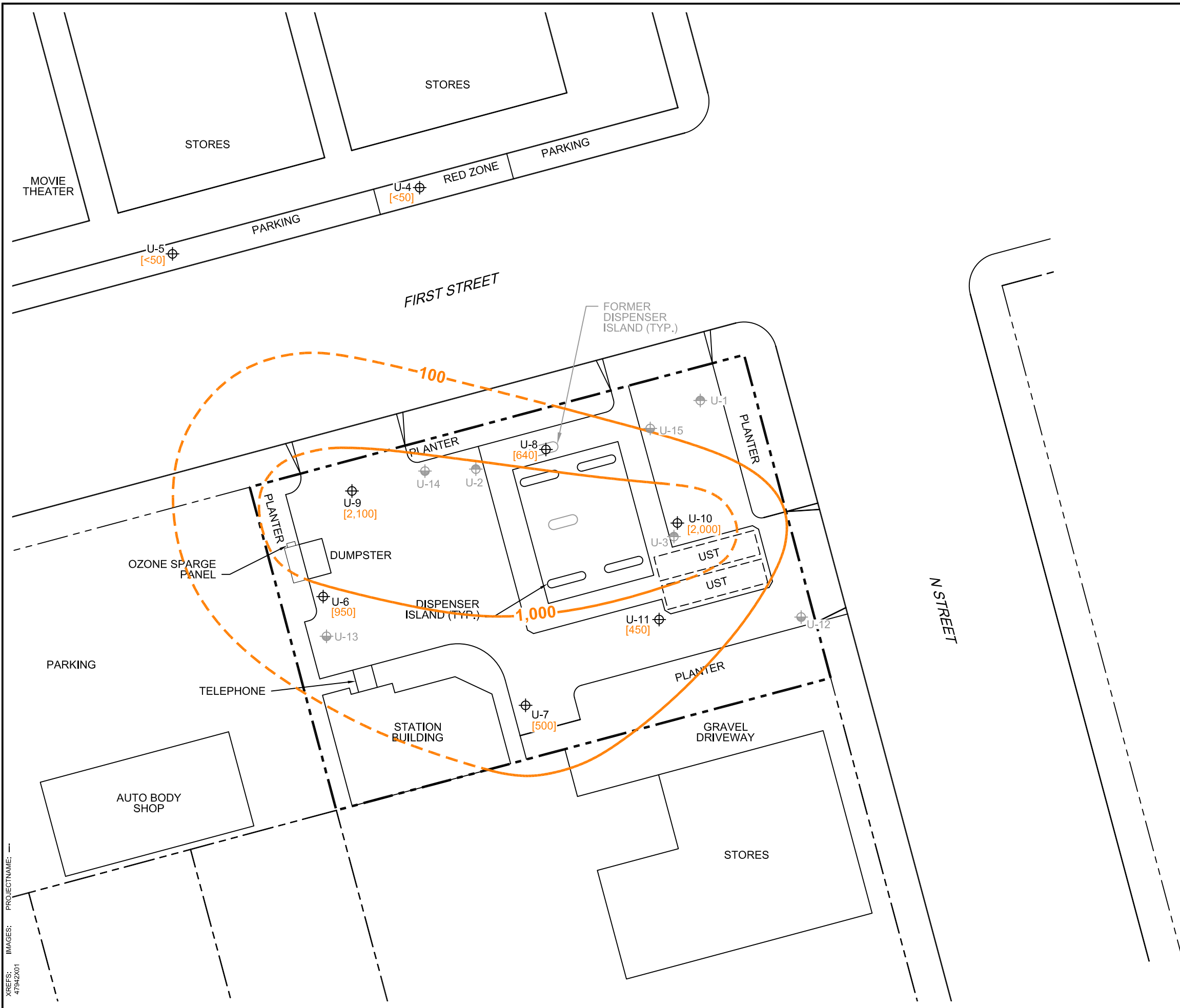
- NOTES:**
- BASE MAP PROVIDED BY CRA, DATED 1/28/2011. BASED ON A MAP PROVIDED BY DELTA ENVIRONMENTAL CONSULTANTS, FIGURE 2, TITLED "SITE MAP", DATED 12/14/2005.
 - ALL SITE FEATURES AND LOCATIONS ARE APPROXIMATE.



UNION OIL COMPANY OF CALIFORNIA 76 SERVICE STATION 4186 1771 FIRST STREET LIVERMORE, CALIFORNIA	
GROUNDWATER CONTOUR MAP- INTERMEDIATE ZONE JUNE 25 AND 26, 2012	
	FIGURE 7

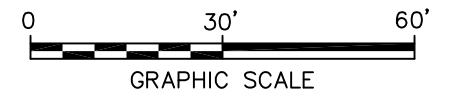


CITY: PETALUMA, CA DIV/GROUP: ENV_DB: J. HARRIS
 C:\Users\jharris\Desktop\ENVCAD\B0047942\201200002\2012DOWG47942C04.dwg LAYOUT: 8 SAVED: 7/17/2012 1:55 PM ACADVER: 18.1S (LMS TECH) PAGESETUP: SETUP1 PLOTSTYLETABLE: ARCADIS.CTB PLOTTED: 7/26/2012 10:54 AM BY: HARRIS, JESSICA



- LEGEND**
- PROPERTY BOUNDARY
 - U-1 ◉ SHALLOW ZONE MONITORING WELL
 - U-6 ◉ INTERMEDIATE ZONE MONITORING WELL
 - U-15 ◉ DEEP ZONE MONITORING WELL
 - [TPH-g] TOTAL PETROLEUM HYDROCARBONS AS GASOLINE (C4-C12) CONCENTRATION IN MICROGRAMS PER LITER (μg/L)
 - 1,000 — TPH-g ISOCONCENTRATION CONTOUR (μg/L; DASHED WHERE INFERRED)
 - < DENOTES LESS THAN THE LABORATORY REPORTING LIMIT

- NOTES:**
- BASE MAP PROVIDED BY CRA, DATED 1/28/2011. BASED ON A MAP PROVIDED BY DELTA ENVIRONMENTAL CONSULTANTS, FIGURE 2, TITLED "SITE MAP", DATED 12/14/2005.
 - ALL SITE FEATURES AND LOCATIONS ARE APPROXIMATE.

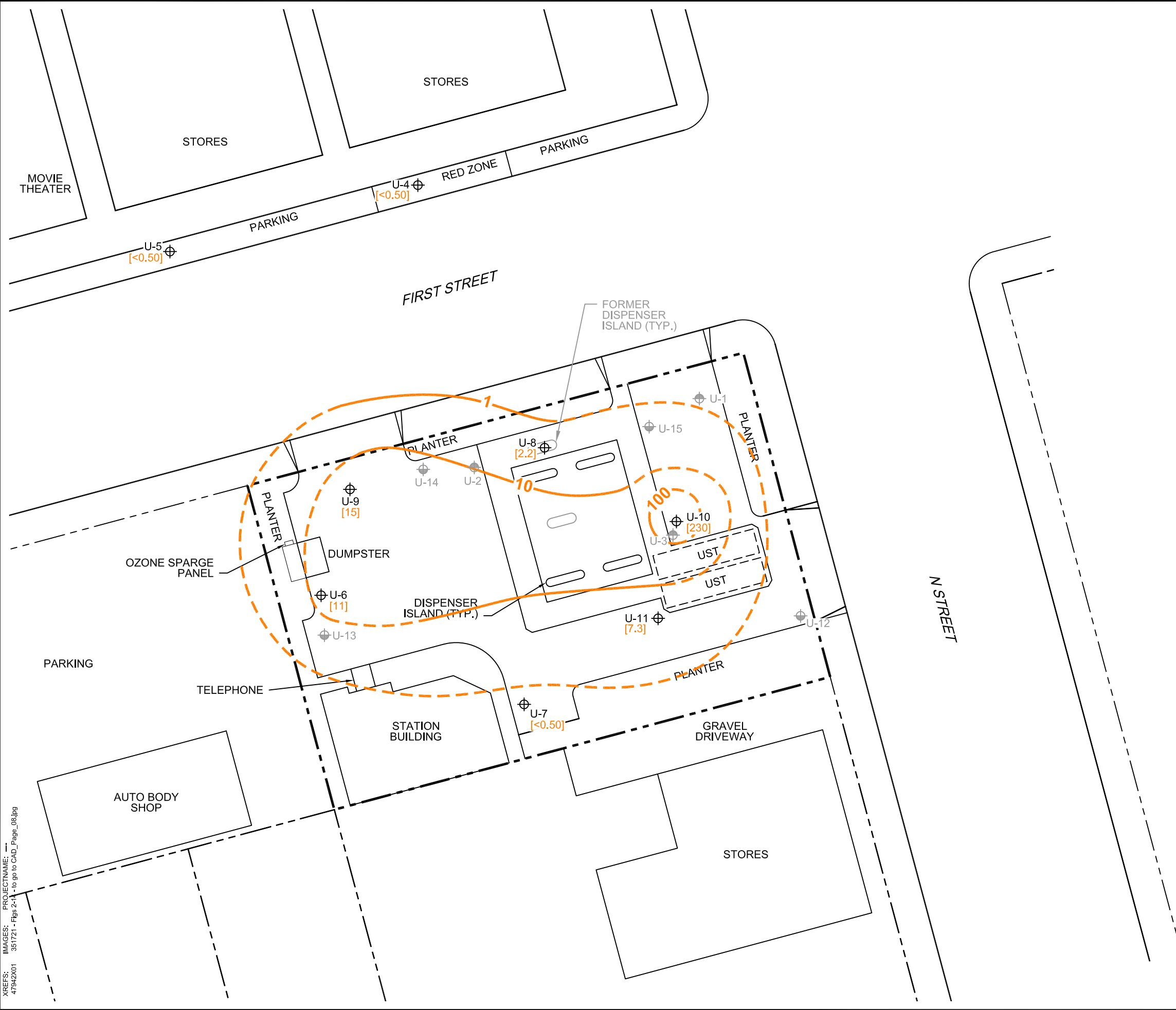


UNION OIL COMPANY OF CALIFORNIA
 76 SERVICE STATION 4186
 1771 FIRST STREET
 LIVERMORE, CALIFORNIA

**TPH-g CONCENTRATION MAP-
 INTERMEDIATE ZONE
 JUNE 25 AND 26, 2012**

FIGURE
8

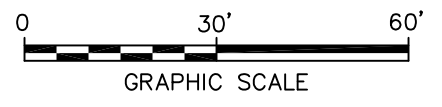
CITY: PETALUMA, CA DIV/GROUP: ENV DB: J. HARRIS
 C:\Users\jharris\Desktop\ENVCAD\B0047942\2012\DWG\47942\05.dwg LAYOUT: 9 SAVED: 7/17/2012 2:04 PM ACADVER: 18.1 S (LMS TECH) PAGES: 18 PAGES: 18 PLOT: 7/17/2012 2:04 PM BY: HARRIS, JESSICA
 XREFS: 47942\01 351721 - Figs 2-11 - to go to CAD_Page_08.jpg
 PROJECTNAME: -
 IMAGES: -



LEGEND

- PROPERTY BOUNDARY
- U-1 SHALLOW ZONE MONITORING WELL
- U-6 INTERMEDIATE ZONE MONITORING WELL
- U-15 DEEP ZONE MONITORING WELL
- [BENZ] BENZENE CONCENTRATION IN MICROGRAMS PER LITER ($\mu\text{g/L}$)
- 100 BENZENE ISOCONCENTRATION CONTOUR ($\mu\text{g/L}$; DASHED WHERE INFERRED)
- < DENOTES LESS THAN THE LABORATORY REPORTING LIMIT

- NOTES:**
1. BASE MAP PROVIDED BY CRA, DATED 1/28/2011. BASED ON A MAP PROVIDED BY DELTA ENVIRONMENTAL CONSULTANTS, FIGURE 2, TITLED "SITE MAP", DATED 12/14/2005.
 2. ALL SITE FEATURES AND LOCATIONS ARE APPROXIMATE.



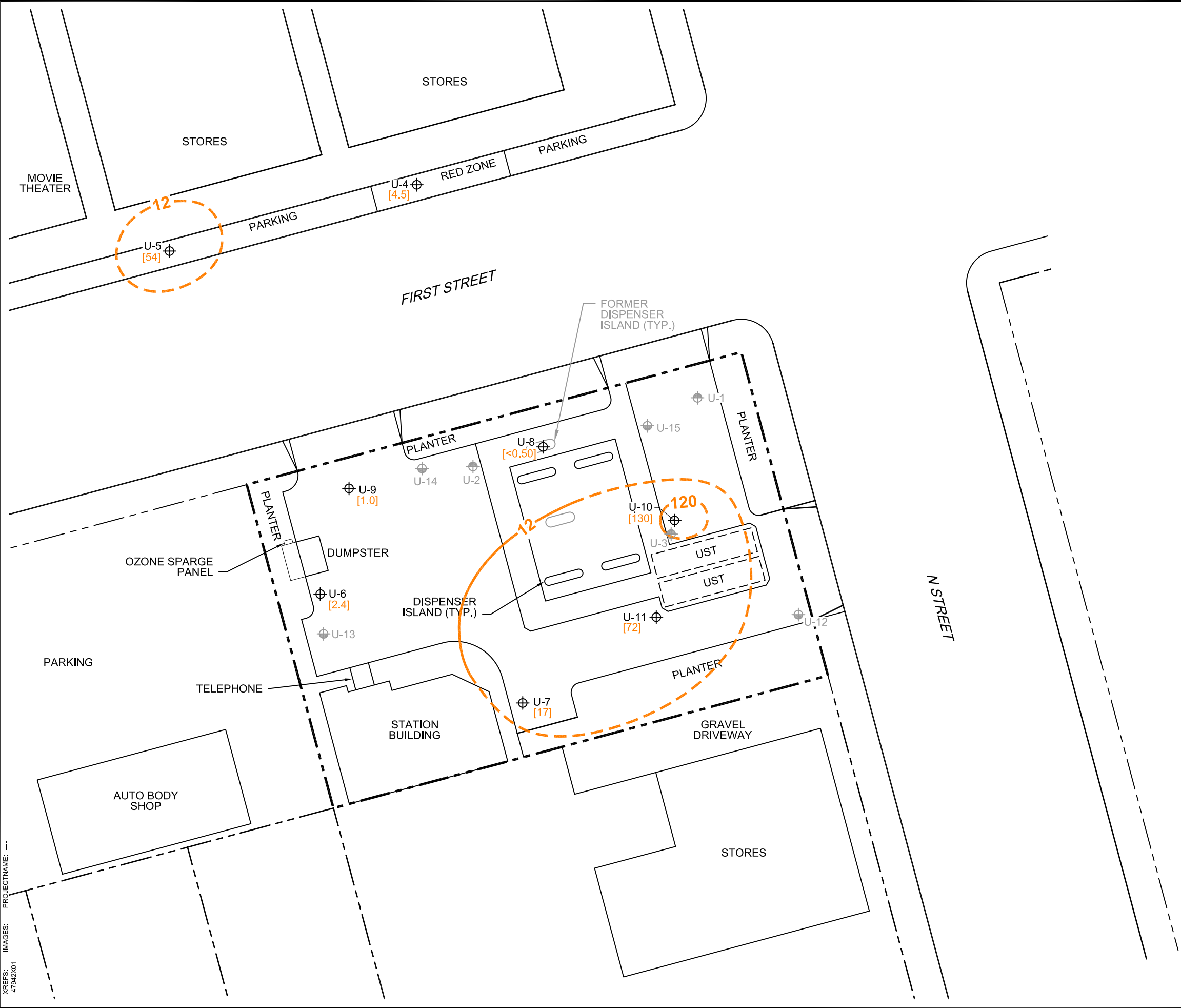
UNION OIL COMPANY OF CALIFORNIA
 76 SERVICE STATION 4186
 1771 FIRST STREET
 LIVERMORE, CALIFORNIA

**BENZENE CONCENTRATION MAP-
 INTERMEDIATE ZONE
 JUNE 25 AND 26, 2012**



FIGURE
9

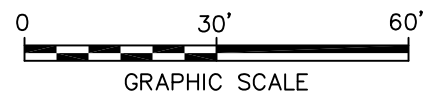
CITY: PETALUMA, CA DIV/GROUP: ENV DB: J. HARRIS
 C:\Users\jharris\Desktop\ENVCAD\B0047942\2012\DWG\47942\06.dwg LAYOUT: 10 SAVED: 7/17/2012 2:21 PM ACADVER: 18.15 (LMS TECH) PAGESETUP: SETUP1 PLOTSTYLETABLE: ARCADIS.CTB PLOTTED: 7/26/2012 11:05 AM BY: HARRIS, JESSICA
 XREFS: IMAGES: PROJECTNAME: 47942\01



LEGEND

- PROPERTY BOUNDARY
- SHALLOW ZONE MONITORING WELL
- INTERMEDIATE ZONE MONITORING WELL
- DEEP ZONE MONITORING WELL
- [MTBE] METHYL TERTIARY BUTYL ETHER CONCENTRATION IN MICROGRAMS PER LITER (µg/L)
- 120 — MTBE ISOCONCENTRATION CONTOUR (µg/L; DASHED WHERE INFERRED)
- < DENOTES LESS THAN THE LABORATORY REPORTING LIMIT

- NOTES:**
1. BASE MAP PROVIDED BY CRA, DATED 1/28/2011. BASED ON A MAP PROVIDED BY DELTA ENVIRONMENTAL CONSULTANTS, FIGURE 2, TITLED "SITE MAP", DATED 12/14/2005.
 2. ALL SITE FEATURES AND LOCATIONS ARE APPROXIMATE.



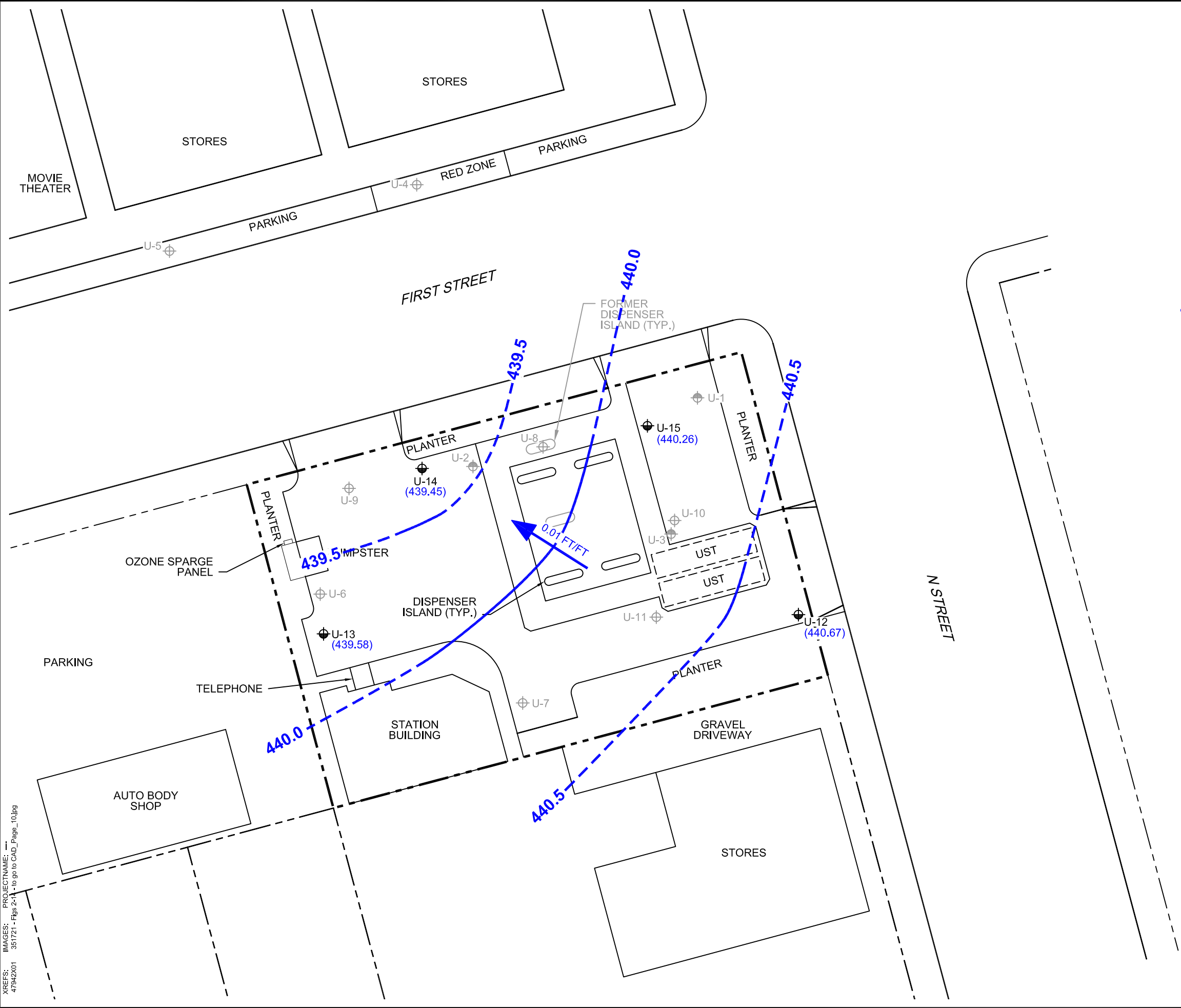
UNION OIL COMPANY OF CALIFORNIA
 76 SERVICE STATION 4186
 1771 FIRST STREET
 LIVERMORE, CALIFORNIA

**MTBE CONCENTRATION MAP-
 INTERMEDIATE ZONE
 JUNE 25 AND 26, 2012**

ARCADIS

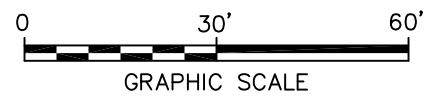
FIGURE
10

CITY: PETALUMA, CA DIV/GROUP: ENV DB: J. HARRIS
 C:\Users\jharris\Desktop\ENVCAD\B0047942\201200002\2012D\DWG\47942\W03.dwg LAYOUT: 11 SAVED: 7/17/2012 1:28 PM ACADVER: 18.1S (LMS TECH) PAGES: 10 PLOT: 1 PLOTSTYLETABLE: ARCADIS.CTB PLOTTED: 7/17/2012 1:31 PM BY: HARRIS, JESSICA
 XREFS: IMAGES: PROJECTNAME: ---
 47942X01 351721 - Figs 2-11 - to go to CAD_Page_10.jpg



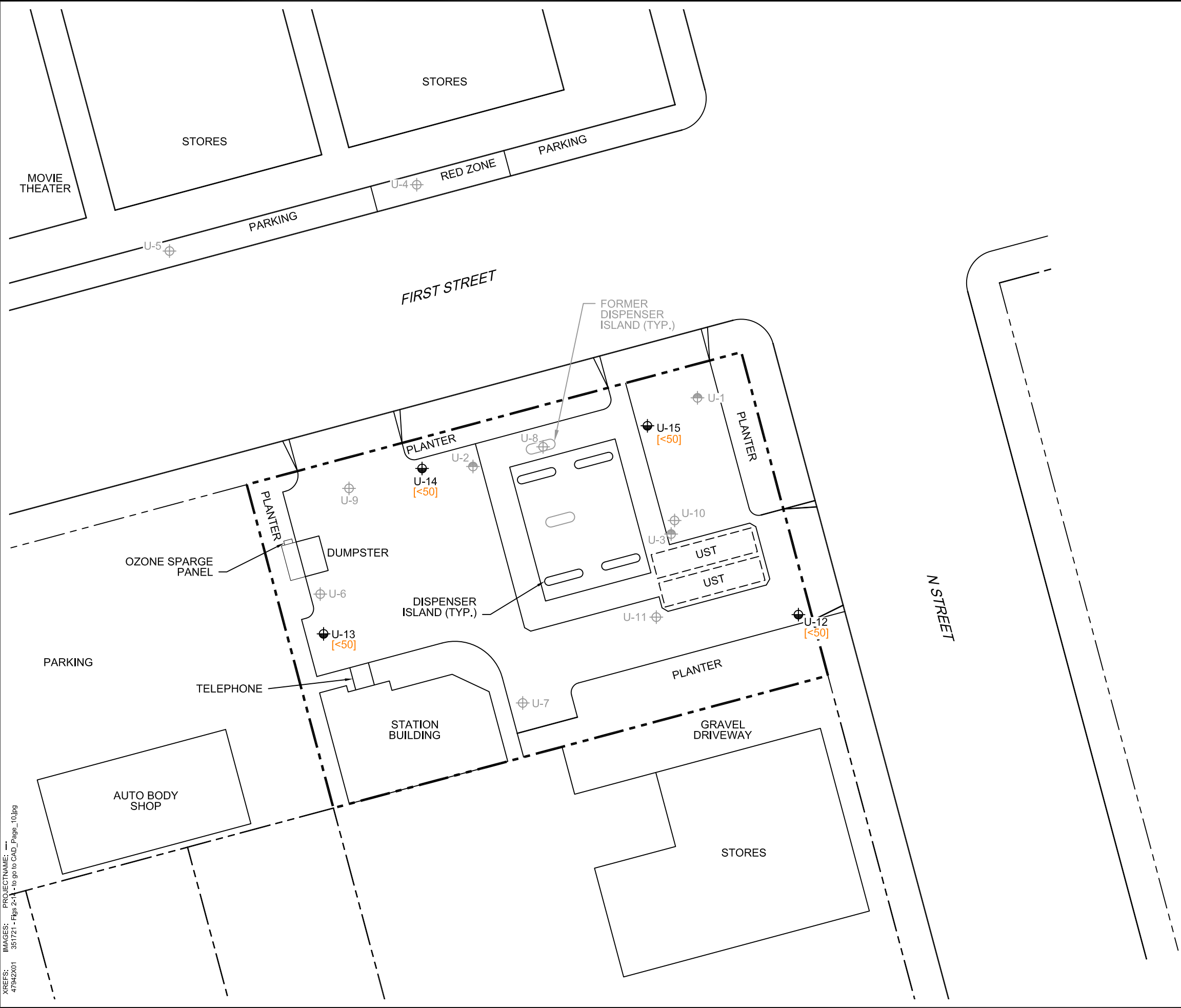
LEGEND	
	PROPERTY BOUNDARY
	SHALLOW ZONE MONITORING WELL
	INTERMEDIATE ZONE MONITORING WELL
	DEEP ZONE MONITORING WELL
	GROUNDWATER ELEVATION (FT AMSL)
	GROUNDWATER ELEVATION CONTOUR (FT AMSL; DASHED WHERE INFERRED)
	APPROXIMATE GROUNDWATER FLOW DIRECTION AND GRADIENT (FOOT PER FOOT)
	NOT USED FOR CONTOURING
	FEET ABOVE MEAN SEA LEVEL

- NOTES:
- BASE MAP PROVIDED BY CRA, DATED 1/28/2011. BASED ON A MAP PROVIDED BY DELTA ENVIRONMENTAL CONSULTANTS, FIGURE 2, TITLED "SITE MAP", DATED 12/14/2005.
 - ALL SITE FEATURES AND LOCATIONS ARE APPROXIMATE.



UNION OIL COMPANY OF CALIFORNIA 76 SERVICE STATION 4186 1771 FIRST STREET LIVERMORE, CALIFORNIA	
GROUNDWATER CONTOUR MAP- DEEP ZONE JUNE 25 AND 26, 2012	
	FIGURE 11

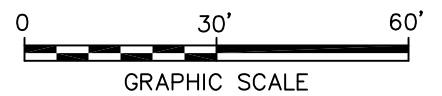
CITY: PETALUMA, CA DIV/GROUP: ENV DB: J. HARRIS
 C:\Users\jharris\Desktop\ENV\CAD\B0047942\2012\00002\2012\DWG\47942C07.dwg LAYOUT: 12_SAVED: 7/17/2012 2:24 PM ACADVER: 18.1S (LMS TECH) PAGES: 10 PLOTSTYLE: ARCADIS.CTB PLOTTED: 7/17/2012 2:24 PM BY: HARRIS, JESSICA
 XREFS: IMAGES: PROJECTNAME: 47942X01 351721 - Figs 2-11 - 16 to go to CAD_Page_10.jpg



LEGEND

- PROPERTY BOUNDARY
- SHALLOW ZONE MONITORING WELL
- INTERMEDIATE ZONE MONITORING WELL
- DEEP ZONE MONITORING WELL
- TOTAL PETROLEUM HYDROCARBONS AS GASOLINE (C4-C12) CONCENTRATION IN MICROGRAMS PER LITER (µg/L)
- DENOTES LESS THAN THE LABORATORY REPORTING LIMIT

- NOTES:**
- BASE MAP PROVIDED BY CRA, DATED 1/28/2011. BASED ON A MAP PROVIDED BY DELTA ENVIRONMENTAL CONSULTANTS, FIGURE 2, TITLED "SITE MAP", DATED 12/14/2005.
 - ALL SITE FEATURES AND LOCATIONS ARE APPROXIMATE.

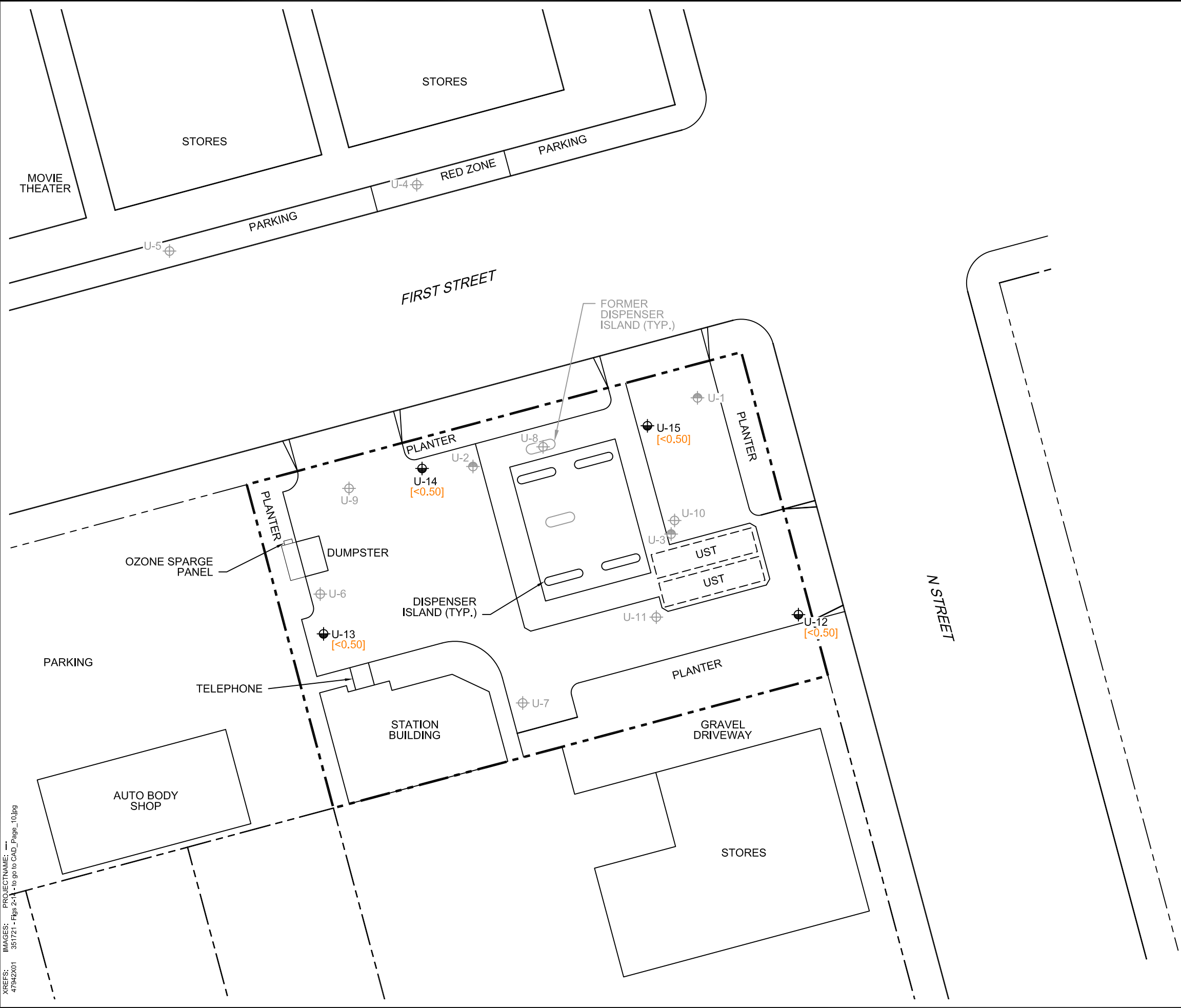


UNION OIL COMPANY OF CALIFORNIA
 76 SERVICE STATION 4186
 1771 FIRST STREET
 LIVERMORE, CALIFORNIA

**TPH-g CONCENTRATION MAP-
 DEEP ZONE
 JUNE 25 AND 26, 2012**

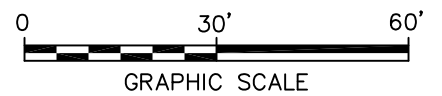
FIGURE
12

CITY: PETALUMA, CA DIV/GROUP: ENV DB: J. HARRIS
 C:\Users\jharris\Desktop\ENV\CAD\B0047942\2012\00002\2012\DWG\47942C08.dwg LAYOUT: 13 SAVED: 7/17/2012 2:24 PM ACADVER: 18.1S (LMS TECH) PAGES: 10 PLOTSTYLETABLE: ARCADIS.CTB PLOTTED: 7/17/2012 2:26 PM BY: HARRIS, JESSICA
 XREFS: IMAGES: PROJECTNAME: 1771 - 10 to go to CAD_Page_10.jpg
 47942X01 351721 - Figs 2-11 - 10 to go to CAD_Page_10.jpg



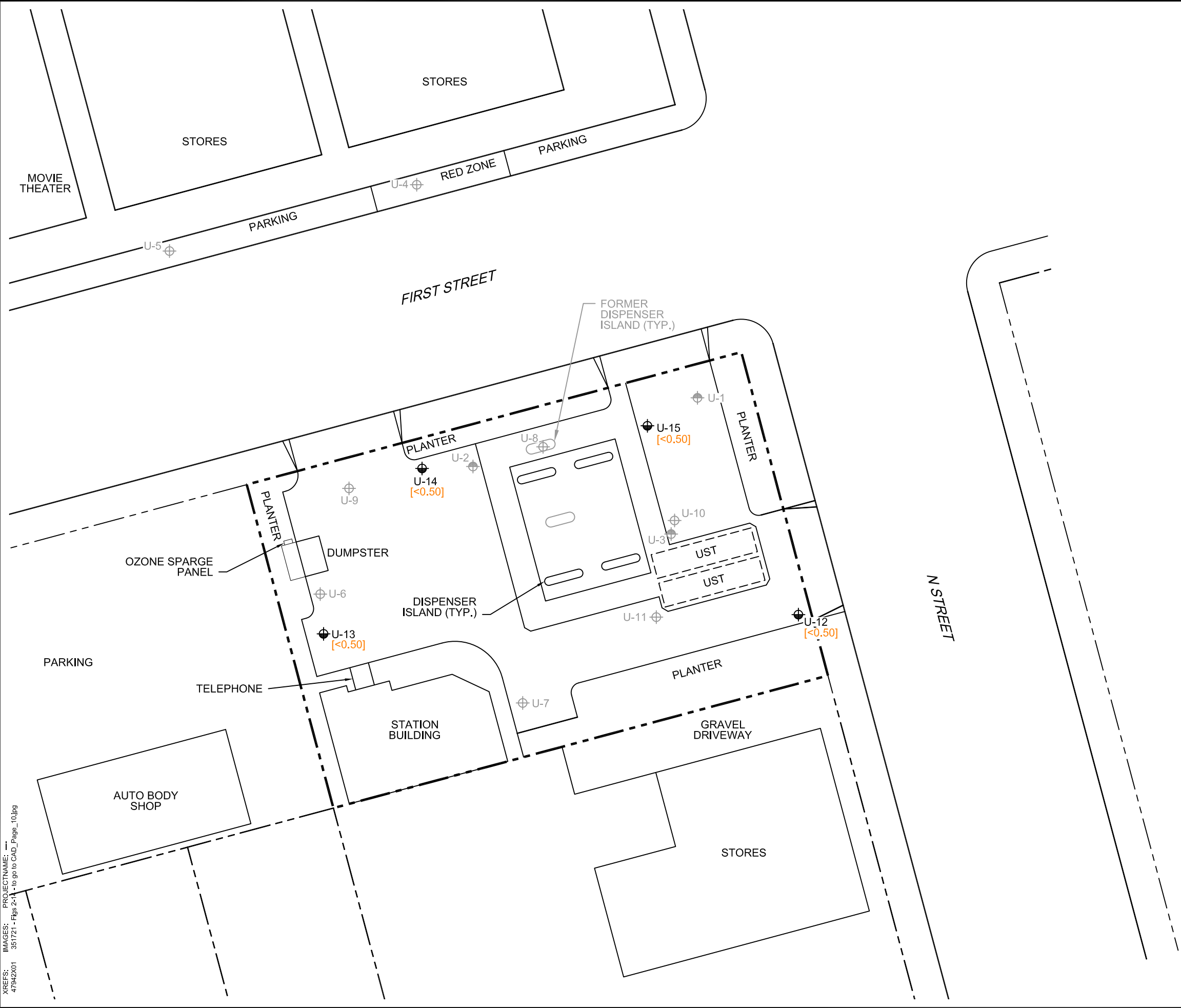
- LEGEND**
- PROPERTY BOUNDARY
 - SHALLOW ZONE MONITORING WELL
 - INTERMEDIATE ZONE MONITORING WELL
 - DEEP ZONE MONITORING WELL
 - BENZENE CONCENTRATION IN MICROGRAMS PER LITER (µg/L)
 - DENOTES LESS THAN THE LABORATORY REPORTING LIMIT

- NOTES:**
1. BASE MAP PROVIDED BY CRA, DATED 1/28/2011. BASED ON A MAP PROVIDED BY DELTA ENVIRONMENTAL CONSULTANTS, FIGURE 2, TITLED "SITE MAP", DATED 12/14/2005.
 2. ALL SITE FEATURES AND LOCATIONS ARE APPROXIMATE.



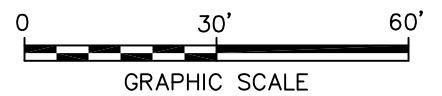
UNION OIL COMPANY OF CALIFORNIA 76 SERVICE STATION 4186 1771 FIRST STREET LIVERMORE, CALIFORNIA	
BENZENE CONCENTRATION MAP- DEEP ZONE JUNE 25 AND 26, 2012	
	FIGURE 13

CITY: PETALUMA, CA DIV/GROUP: ENV DB: J. HARRIS
 C:\Users\jharris\Desktop\ENV\CAD\B0047942\2012\00002\2012\DWG\47942C09.dwg LAYOUT: 14_SAVED: 7/17/2012 2:26 PM ACADVER: 18.1S (LMS TECH) PLOTSTYLETABLE: ARCADIS.CTB PLOTTED: 7/17/2012 2:28 PM BY: HARRIS, JESSICA
 XREFS: IMAGES: PROJECTNAME: 47942X01 351721 - Figs 2-14 - to go to CAD_Page_10.jpg



- LEGEND**
- PROPERTY BOUNDARY
 - SHALLOW ZONE MONITORING WELL
 - INTERMEDIATE ZONE MONITORING WELL
 - DEEP ZONE MONITORING WELL
 - METHYL TERTIARY BUTYL ETHER CONCENTRATION IN MICROGRAMS PER LITER ($\mu\text{g/L}$)
 - DENOTES LESS THAN THE LABORATORY REPORTING LIMIT

- NOTES:**
1. BASE MAP PROVIDED BY CRA, DATED 1/28/2011. BASED ON A MAP PROVIDED BY DELTA ENVIRONMENTAL CONSULTANTS, FIGURE 2, TITLED "SITE MAP", DATED 12/14/2005.
 2. ALL SITE FEATURES AND LOCATIONS ARE APPROXIMATE.



UNION OIL COMPANY OF CALIFORNIA
 76 SERVICE STATION 4186
 1771 FIRST STREET
 LIVERMORE, CALIFORNIA

**MTBE CONCENTRATION MAP-
 DEEP ZONE
 JUNE 25 AND 26, 2012**

FIGURE
14



ARCADIS

Tables

Table 1
Current Groundwater Gauging and Analytical Results
Unocal Site 4186
1771 First Street, Livermore, California

Well ID	Date Sampled	TOC Elevation (feet MSL)	DTW (feet bTOC)	LPH Thickness (feet)	GW Elevation (feet MSL)	TPH-G 8260B	Benzene	Toluene	Ethyl-benzene	Total Xylenes	MTBE	TBA	TAME	ETBE	DIPE	EDB	EDC	Ethanol	Comments	
Shallow																				
U-1 ^a	6/25/2012	480.29	33.13	--	447.16	--	--	--	--	--	--	--	--	--	--	--	--	--	--	
U-2	6/26/2012	479.45	31.80	--	447.65	<50	<0.50	<0.50	<0.50	<1.0	<0.50	<10	<0.50	<0.50	<0.50	<0.50	<0.50	<0.50	<250	
U-3 ^a	6/25/2012	480.48	32.69	--	447.79	--	--	--	--	--	--	--	--	--	--	--	--	--	--	
Intermediate																				
U-4	6/26/2012	478.95	40.57	--	438.38	<50	<0.50	<0.50	<0.50	<1.0	4.5	<10	<0.50	<0.50	<0.50	<0.50	<0.50	<0.50	<250	
U-5	6/26/2012	478.52	40.82	--	437.70	<50	<0.50	<0.50	<0.50	<1.0	54	<10	<0.50	<0.50	<0.50	<0.50	<0.50	<0.50	<250	
U-6	6/26/2012	480.40	39.18	--	441.22	950	11	0.76	7.7	1.6	2.4	<10	<0.50	<0.50	<0.50	<0.50	<0.50	<0.50	<250	
U-7	6/26/2012	480.78	39.10	--	441.68	500	<0.50	<0.50	<0.50	<1.0	17	<10	<0.50	<0.50	<0.50	<0.50	<0.50	<0.50	<250	
U-8	6/26/2012	480.43	36.22	--	444.21	640	2.2	<0.50	1.5	<1.0	<0.50	<10	<0.50	<0.50	<0.50	<0.50	<0.50	<0.50	<250	
U-9	6/26/2012	479.39	37.20	--	442.19	2,100	15	2.8	52	5.0	1.0	<10	<0.50	<0.50	<0.50	<0.50	<0.50	<0.50	<250	
U-10	6/26/2012	480.51	39.96	--	440.55	2,000	230	5.7	230	67	130	2,300	<5.0	<5.0	<5.0	<5.0	<5.0	<5.0	<2,500	A01
U-11	6/26/2012	480.34	36.44	--	443.90	450	7.3	<0.50	<0.50	<0.50	72	5,000	<0.50	<0.50	<0.50	<0.50	<0.50	<0.50	<250	
Deep																				
U-12	6/25/2012	480.75	40.08	--	440.67	<50	<0.50	<0.50	<0.50	<1.0	<0.50	<10	<0.50	<0.50	<0.50	<0.50	<0.50	<0.50	<250	
U-13	6/25/2012	480.31	40.73	--	439.58	<50	<0.50	<0.50	<0.50	<1.0	<0.50	<10	<0.50	<0.50	<0.50	<0.50	<0.50	<0.50	<250	
U-14	6/25/2012	479.38	39.93	--	439.45	<50	<0.50	<0.50	<0.50	<1.0	<0.50	10	<0.50	<0.50	<0.50	<0.50	<0.50	<0.50	<250	
U-15	6/25/2012	479.99	39.73	--	440.26	<50	<0.50	<0.50	<0.50	<1.0	<0.50	<10	<0.50	<0.50	<0.50	<0.50	<0.50	<0.50	<250	

Notes

Analytical results given in micrograms per liter (µg/l) unless otherwise noted
 -- = Not applicable
 a = Insufficient water, no sample collected
Bold = detected above the laboratory reporting limit

Standard Abbreviations

< not detected at or above laboratory detection limit
 µg/l micrograms per liter (approx. equivalent to parts per billion, ppb)
 TOC top of casing (surveyed reference elevation)
 MSL relative to mean sea level
 DTW depth to water
 bTOC below top of casing
 LPH liquid-phase hydrocarbons
 GW groundwater
 TPH-G total petroleum hydrocarbons as gasoline
 MTBE methyl tertiary butyl ether
 TBA tertiary butyl alcohol
 TAME tertiary amyl methyl ether
 ETBE ethyl tertiary butyl ether
 DIPE di-isopropyl ether
 EDB 1,2-dibromoethane
 EDC 1,2-dichloroethane (same as ethylene dichloride)
 8260B USEPA Method 8260B for TPH-g/BTEX/MTBE/Oxygenates
 A01 PQL's and MDL's were raised due to sample dilution.

Table 1a
Current Additional Groundwater Analytical Results
Unocal Site 4186
1771 First Street, Livermore, California

Well ID	Date Sampled	EC @ 25°C (µS/cm)	DO (mg/l)	ORP (mV)	Nitrate as NO3 (mg/l)	Sulfate (mg/l)	Dissolved Ferrous Iron (µg/L)	Methane (mg/L)	Dissolved Calcium (mg/l)	Dissolved Magnesium (mg/L)	Dissolved Sodium (mg/L)	Dissolved Potassium (mg/L)	Chloride (mg/L)	Fluoride (mg/L)	Total Dissolved Solids (mg/L)
Shallow Zone															
U-1 ^a	6/25/2012	--	1.14	112	--	--	--	--	--	--	--	--	--	--	--
U-2	6/26/2012	936.7	3.88	108	21	54	<100	0.0010	46	68	53	2.1	27	0.084	540
U-3 ^a	6/25/2012	--	1.09	-60	--	--	--	--	--	--	--	--	--	--	--
Intermediate Zone															
U-4	6/26/2012	1,083	1.46	149	4.8	31	<100	0.0013	65	94	33	2.1	41	0.12	640
U-5	6/26/2012	983.5	0.86	146	1.5	22	<100	0.0027	--	--	--	--	--	--	--
U-6	6/26/2012	1,608	0.61	-93	<0.44	50	210	1.5	--	--	--	--	--	--	--
U-7	6/26/2012	1,092	0.77	-102	<0.44	3.3	<100	1.0	--	--	--	--	--	--	--
U-8	6/26/2012	920.9	0.60	-86	<0.44	31	<100	0.0038	37	64	47	1.4	54	0.10	470
U-9	6/26/2012	1,106	0.79	-100	<0.44	33	190	12	39	72	67	1.3	94	0.11	570
U-10	6/26/2012	1,130	0.70	-105	<0.44	<1.0	<100	19	51	100	50	3.3	36	0.13	690
U-11	6/26/2012	1,773	0.81	-95	<0.44	320	270	6.0	72	170	60	1.6	120	0.10	1,200
Deep Zone															
U-12	6/25/2012	953.2	3.08	128	23	52	<100	<0.0010	--	--	--	--	--	--	--
U-13	6/25/2012	960.4	1.71	111	25	55	<100	<0.0010	39	71	56	13	81	0.096	600
U-14	6/25/2012	936.4	2.32	89	5.7	9.4	<100	0.014	--	--	--	--	--	--	--
U-15	6/25/2012	947.2	2.82	95	23	50	<100	0.0054	10	65	79	47	80	0.077	620

Notes

Analytical results given in micrograms per liter (µg/l) unless otherwise noted
 -- = Not applicable
 a = Insufficient water, no sample collected
Bold = detected above the laboratory reporting limit

Standard Abbreviations

< not detected at or above laboratory detection limit
 µS/cm microSiemens per centimeter
 mg/l milligrams per liter (approx. equivalent to parts per million, ppm)
 µg/l micrograms per liter (approx. equivalent to parts per billion, ppb)
 mV millivolts
 EC electrical conductivity
 DO dissolved oxygen
 ORP oxidation reduction potential
 120.1 EPA Method 120.1 for EC
 SM-4500OG SM-4500OG for DO
 ASTM-D1498 ASTM-D1498 for ORP
 300.0 USEPA Method 300.0 for sulfate and nitrate as NO3
 350FE+B USEPA 350FE+B for Dissolved ferrous iron
 160.1 USEPA Method 160.1 for total dissolved solids
 6010 USEPA Method 6010 for hexavalent chromium

Table 1a
Current Additional Groundwater Analytical Results
Unocal Site 4186
1771 First Street, Livermore, California

Well ID	Date Sampled	Dissolved Antimony (µg/L)	Dissolved Arsenic (µg/L)	Hexavalent Chromium (µg/L)	Dissolved Barium (µg/L)	Dissolved Beryllium (µg/L)	Dissolved Cadmium (µg/L)	Dissolved Chromium (µg/L)	Dissolved Cobalt (µg/L)	Dissolved Copper (µg/L)	Dissolved Lead (µg/L)	Dissolved Manganese (µg/L)	Dissolved Mercury (µg/L)	Dissolved Molybdenum (µg/L)	Dissolved Nickel (µg/L)	Dissolved Selenium (µg/L)	Dissolved Silver (µg/L)	Dissolved Thallium (µg/L)	Dissolved Vanadium (µg/L)	Dissolved Zinc (µg/L)
Shallow Zone																				
U-1 ^a	6/25/2012	--	--	--	--	--	--	--	--	--	--	--	--	--	--	--	--	--	--	--
U-2	6/26/2012	<100	<50	<2.0	240	<10	<10	<10	<50	<10	<50	<10	<0.20	<50	<10	<100	<10	<100	<10	<10
U-3 ^a	6/25/2012	--	--	--	--	--	--	--	--	--	--	--	--	--	--	--	--	--	--	--
Deep Zone																				
U-4	6/26/2012	<100	<50	<2.0	470	<10	<10	<10	<50	<10	<50	220	<0.20	<50	<10	<100	<10	<100	<10	<10
U-5	6/26/2012	--	--	--	--	--	--	--	--	--	--	--	--	--	--	--	--	--	--	--
U-6	6/26/2012	--	--	--	--	--	--	--	--	--	--	--	--	--	--	--	--	--	--	--
U-7	6/26/2012	--	--	--	--	--	--	--	--	--	--	--	--	--	--	--	--	--	--	--
U-8	6/26/2012	<100	<50	<2.0	410	<10	<10	<10	<50	<10	<50	1,300	<0.20	<50	<10	<100	<10	<100	<10	<10
U-9	6/26/2012	<100	<50	<2.0	430	<10	<10	<10	<50	<10	<50	1,800	<0.20	<50	<10	<100	<10	<100	<10	<10
U-10	6/26/2012	<100	<50	<2.0	440	<10	<10	<10	<50	<10	<50	2,000	<0.20	<50	<10	<100	<10	<100	<10	<10
U-11	6/26/2012	<100	<50	<2.0	58	<10	<10	<10	<50	<10	<50	3,100	<0.20	<50	<10	<100	<10	<100	<10	<10
Intermediate Zone																				
U-12	6/25/2012	--	--	--	--	--	--	--	--	--	--	--	--	--	--	--	--	--	--	--
U-13	6/25/2012	<100	<50	5.7	240	<10	<10	<10	<50	<10	<50	<10	<0.20	<50	<10	<100	<10	<100	<10	<10
U-14	6/25/2012	--	--	--	--	--	--	--	--	--	--	--	--	--	--	--	--	--	--	--
U-15	6/25/2012	<100	<50	22	67	<10	<10	25	<50	<10	<50	<10	<0.20	<50	<10	<100	<10	<100	<10	<10

Notes

Analytical results given in micrograms per liter (µg/l) unless otherwise noted
 -- = Not applicable
 a = Insufficient water, no sample collected
Bold = detected above the laboratory reporting limit

Standard Abbreviations

< not detected at or above laboratory detection limit
 µS/cm microSiemens per centimeter
 mg/l milligrams per liter (approx. equivalent to parts per million, ppm)
 µg/l micrograms per liter (approx. equivalent to parts per billion, ppb)
 mV millivolts
 EC electrical conductivity
 DO dissolved oxygen
 ORP oxidation reduction potential
 120.1 EPA Method 120.1 for EC
 SM-4500OG SM-4500OG for DO
 ASTM-D1498 ASTM-D1498 for ORP
 300.0 USEPA Method 300.0 for sulfate and nitrate as NO3
 350FE+B USEPA 350FE+B for Dissolved ferrous iron
 160.1 USEPA Method 160.1 for total dissolved solids
 6010 USEPA Method 6010 for hexavalent chromium

Table 1a
Current Additional Groundwater Analytical Results
Unocal Site 4186
1771 First Street, Livermore, California

Well ID	Date Sampled	Total Antimony (µg/L)	Total Arsenic (µg/L)	Total Barium (µg/L)	Total Beryllium (µg/L)	Total Cadmium (µg/L)	Total Chromium (µg/L)	Total Cobalt (µg/L)	Total Copper (µg/L)	Total Lead (µg/L)	Total Mercury (µg/L)	Total Molybdenum (µg/L)	Total Nickel (µg/L)	Total Selenium (µg/L)	Total Silver (µg/L)	Total Thallium (µg/L)	Total Vanadium (µg/L)	Total Zinc (µg/L)
Shallow Zone																		
U-1 ^a	6/25/2012	--	--	--	--	--	--	--	--	--	--	--	--	--	--	--	--	--
U-2	6/26/2012	<100	<50	480	<10	<10	75	<50	38	<50	<0.20	<50	180	<100	<10	<100	36	81
U-3 ^a	6/25/2012	--	--	--	--	--	--	--	--	--	--	--	--	--	--	--	--	--
Intermediate Zone																		
U-4	6/26/2012	<100	76	3,300	<10	<10	1,100	350	510	110	<0.20	<50	3,500	<100	<10	<100	380	680
U-5	6/26/2012	--	--	--	--	--	--	--	--	--	--	--	--	--	--	--	--	--
U-6	6/26/2012	--	--	--	--	--	--	--	--	--	--	--	--	--	--	--	--	--
U-7	6/26/2012	--	--	--	--	--	--	--	--	--	--	--	--	--	--	--	--	--
U-8	6/26/2012	<100	76	1,500	<10	<10	420	140	220	72	<0.20	<50	1,300	<100	<10	<100	170	310
U-9	6/26/2012	<100	<50	1,200	<10	<10	290	72	150	<50	0.68	<50	840	<100	<10	<100	120	210
U-10	6/26/2012	<100	<50	1,000	<10	<10	250	57	120	<50	0.64	<50	870	<100	<10	<100	98	170
U-11	6/26/2012	<100	<50	1,100	<10	<10	230	61	120	<50	0.62	<50	760	<100	<10	<100	110	160
Deep Zone																		
U-12	6/25/2012	--	--	--	--	--	--	--	--	--	--	--	--	--	--	--	--	--
U-13	6/25/2012	<100	<50	300	<10	<10	<10	<50	<10	<50	<0.20	<50	<10	<100	<10	<100	<10	<50
U-14	6/25/2012	--	--	--	--	--	--	--	--	--	--	--	--	--	--	--	--	--
U-15	6/25/2012	<100	<50	100	<10	<10	23	<50	<10	<50	<0.20	<50	10	<100	<10	<100	<10	<50

Notes

Analytical results given in micrograms per liter (µg/l) unless otherwise noted

-- = Not applicable

a = Insufficient water, no sample collected

Bold = detected above the laboratory reporting limit

Standard Abbreviations

- < not detected at or above laboratory detection limit
- µS/cm microSiemens per centimeter
- mg/l milligrams per liter (approx. equivalent to parts per million, ppm)
- µg/l micrograms per liter (approx. equivalent to parts per billion, ppb)
- mV millivolts
- EC electrical conductivity
- DO dissolved oxygen
- ORP oxidation reduction potential
- 120.1 EPA Method 120.1 for EC
- SM-4500OG SM-4500OG for DO
- ASTM-D1498 ASTM-D1498 for ORP
- 300.0 USEPA Method 300.0 for sulfate and nitrate as NO3
- 350FE+B USEPA 350FE+B for Dissolved ferrous iron
- 160.1 USEPA Method 160.1 for total dissolved solids
- 6010 USEPA Method 6010 for hexavalent chromium

ARCADIS

Attachment A

Field Data Sheets and General Procedures



123 Technology Drive West
Irvine, CA 92618

949.727.9336 PHONE
949.727.7399 FAX

www.TRCSolutions.com

DATE: July 2, 2012

TO: Katherine Brandt
Arcadis
1900 Powell Street, 12th Floor
Emeryville, California 94608

SITE: Unocal Site 4186
Facility 351721
1771 First Street, Livermore, CA

RE: Transmittal of Groundwater Monitoring Data

Dear Ms. Brandt,

Please find attached the field data sheets, chain of custody (COC) forms, and technical services request (TSR) form for the monitoring event that was completed on June 25^m, 2012. Field measurements and collection of samples submitted to the laboratory were completed in general accordance with our usual groundwater monitoring protocol which is also attached for your reference.

Please call me at 949-727-7345 if you have questions.

Sincerely,

A handwritten signature in black ink, appearing to read "Christina Carrillo", is written over a circular stamp that contains the letters "TRC".

Christina Carrillo
Groundwater Program Coordinator

GENERAL FIELD PROCEDURES

Groundwater Gauging and Sampling Assignments

For each site, TRC technicians are provided with a Technical Service Request (TSR) that specifies activities required to complete the groundwater gauging and sampling assignment for the site. TSRs are based on client directives, instructions from the primary environmental consultant for the site, regulatory requirements, and TRC's previous experience with the site.

Fluid Level Measurements (Gauging)

Initial site activities include determination of well locations based on a site map provided with the TSR. Well boxes are opened and caps are removed. Indications of well or well box damage or of pressure buildup in the well are noted.

Fluid levels in each well are measured using a coated cloth tape equipped with an electronic interface probe, which distinguishes between liquid phase hydrocarbon (LPH) and water. The depth to LPH (if it is present), to water, and to the bottom of the well are measured from the top of the well casing (surveyors mark or notch if present) to the nearest 0.01 foot. Unless otherwise instructed, a well with less than 0.67 foot between the measured top of water and the measured bottom of the well casing is considered dry, and is not sampled. If the well contains 0.67 foot or more of water, an attempt is made to bail and/or sample as specified on the TSR.

Unless otherwise instructed, a well that is found to contain a measureable amount of LPH (0.01 foot) is not purged or sampled. Instead, one casing volume of fluid is bailed from the well and the well is re-sealed.

Purging and Groundwater Parameter Measurement

TSR instructions may specify that a well not be purged (no-purge sampling), be purged using low-flow methods, or be purged using conventional pump and/or bail methods. Conventional purging generally consists of pumping or bailing until a minimum of three casing volumes of water have been removed or until the well has been pumped dry. Pumping is generally accomplished using submersible electric or pneumatic diaphragm pumps. The pump intake is initially set at about 5 feet below the level of water in the casing, and is lowered as needed to compensate for falling water level. Pump depths are recorded in Field Notes.

During conventional purging, three groundwater parameters (temperature, pH, and conductivity) are measured after removal of each casing volume. Stabilization of these parameters, to within 10 percent, confirm that sufficient purging has been completed. In some cases, the TSR indicates that other parameters are also to be measured during purging. TRC commonly measures dissolved oxygen (DO), oxidation-reduction potential (ORP), and/or turbidity. Instruments used for groundwater parameter measurements are calibrated daily according to manufacturer's instructions.

Low-flow purging utilizes a bladder or peristaltic pump to remove water from the well at a low rate. Groundwater parameters specified by the TSR are measured continuously, using a flow cell, until they become stable in general accordance with EPA guidelines.

Groundwater Sample Collection

After wells are purged, or not purged, according to TSR instructions, samples are collected for laboratory analysis. For wells that have been purged using conventional pump or bail methods, sampling is conducted after the well has recovered to 80 percent of its original volume or after two hours if the well does not recover to at least 80 percent. If there is insufficient recharge of water in the well after two hours, the well is not sampled.

GENERAL FIELD PROCEDURES

Samples are collected by lowering a new, disposable polyethylene bottom-fill bailer to just below the water level in the well. The bailer is retrieved and the water sample is carefully transferred to containers specified for the laboratory analytical methods indicated by the TSR. Particular care is given to containers for volatile organic analysis (VOAs) which require filling to zero headspace and fitting with Teflon-sealed caps.

Sample containers are labeled with project number (or site number), well designation, sample date, sample time, and the sampler's initials, and placed in an insulated chest with ice. Samples remain chilled prior to and during transport to a state-certified laboratory for analysis. Sample container descriptions and requested analyses are entered onto a chain-of-custody form in order to provide instructions to the laboratory. The chain-of-custody form accompanies the samples during transportation to provide a continuous record of possession from the field to the laboratory. If a freight or overnight carrier transports the samples, the carrier is noted on the form.

For wells that have been purged using low-flow methods, sample containers are filled from the effluent stream of the bladder or peristaltic pump. In some cases, if so specified by the TSR, samples are taken from the sample ports of actively pumping remediation wells.

Sequence of Gauging, Purging and Sampling

The sequence in which monitoring activities are conducted is specified on the TSR. In general, wells are gauged beginning with the least affected well and ending with the well that has the highest concentration based on previous analytic results. After all gauging for the site is completed, wells are purged and/or sampled from the least-affected to the most-affected well. If wells must be gauged or sampled out of order, alternate interface probes and/or pumps are utilized and are noted in field documentation.

Decontamination

In order to reduce the possibility of cross contamination between wells, strict isolation and decontamination procedures are observed. Portable pumps are not used in wells with LPH. Technicians wear nitrile gloves during all gauging, purging, and sampling activities. Gloves are changed between wells and more often if warranted. Any equipment that could come in contact with fluids are either dedicated a particular well, decontaminated prior to each use, or discarded after a single use. Decontamination consists of washing in a solution of Liquinox and water and rinsing twice. The final rinse is in deionized water.

Purge Water Disposal

Purge water is generally collected in labeled drums for disposal as non-hazardous waste. Drums may be left on site for disposal by others, or transported to a collection location at a TRC field office, in either Fullerton, California or Concord, California, for eventual transfer to a licensed treatment or recycling facility. Alternatively, purge water may be collected directly from the site by a licensed vacuum truck company, or may be treated on site by an active remediation system, if so directed.

Exceptions

Additional tasks or non-standard procedures, if any, that may be requested or required for a particular site, are documented in field notes on the following pages.

FIELD MONITORING DATA SHEET

Technician: A. Vickers

Job #/Task #: 189791.0035.1721

Date: 6/25/12

Site # 4186

Project Manager AF

Page 1 of 1

Well #	TOC	Time Gauged	Total Depth	Depth to Water	Depth to Product	Product Thickness (feet)	Time Sampled	Misc. Well Notes
U-13	✓	0558	73.01	40.73	—	—	0926	4"
U-14	✓	0604	71.62	39.93	—	—	1026	4"
U-2	✓	0609	33.11	31.80	—	—	0802	2" sampled 6/26
U-15	✓	0616	71.52	39.73	—	—	1124	4"
U-1	✓	0621	33.92	33.13	—	—	N/S	2"
U-12	✓	0626	74.20	40.08	—	—	0843	4"
U-4	✓	0637	44.84	40.57	—	—	0556	2" sampled 6/26
U-5	✓	0644	46.98	40.82	—	—	0623	2" ↓
U-7	✓	0700	44.40	39.10	—	—	1007	2" ↓
U-3	✓	0705	33.63	32.69	—	—	N/S	2"
U-11	✓	0711	44.78	36.44	—	—	1019	2" sampled 6/26
U-9	✓	0717	44.83	37.20	—	—	0939	2" ↓
U-6	✓	0723	41.43	39.18	—	—	0926	2" ↓
U-8	✓	0730	44.76	36.22	—	—	1058	2" ↓
U-10	✓	0735	47.02	39.96	—	—	1038	2" ↓
								* Note: There are two sample times for well U-2. Ferrous Iron, Nitrate, Sulfate samples were collected later due to well going dry. Second sample time is 1111 (6/26/12)

FIELD DATA COMPLETE	QA/QC	COC	WELL BOX CONDITION SHEETS
MANIFEST	DRUM INVENTORY	TRAFFIC CONTROL	



GROUNDWATER SAMPLING FIELD NOTES

Technician: A. Vidners

Site: 4186

Project No.: 189791.0035.1721

Date: 6/25/12

Well No. U-13

Purge Method: Sub

Depth to Water (feet): 40.73

Depth to Product (feet):

Total Depth (feet): 73.01

LPH & Water Recovered (gallons):

Water Column (feet): 32.28

Casing Diameter (Inches): 4

80% Recharge Depth(feet): 47.19

1 Well Volume (gallons): 22

Time Start	Time Stop	Pump Depth (feet)	Volume Purged (gallons)	Conductivity (µS/cm)	Temperature (F, C)	pH	D.O. (mg/L)	ORP	Turbidity
Pre-Purge									
0901			22	6AV 976.8	21.2	7.61	1.96	108	14
			44	963.4	21.1	7.56	1.80	112	16
	0920		66	960.4	21.0	7.51	1.65	112	16
							1.71	111	11
Static at Time Sampled			Total Gallons Purged			Sample Time			
4.23			66			0926			
Comments: Pump depth - 46 ft.									

Well No. U-14

Purge Method: Sub

Depth to Water (feet): 39.93

Depth to Product (feet):

Total Depth (feet): 71.62

LPH & Water Recovered (gallons):

Water Column (feet): 31.69

Casing Diameter (Inches): 4

80% Recharge Depth(feet): 46.27

1 Well Volume (gallons): 22

Time Start	Time Stop	Pump Depth (feet)	Volume Purged (gallons)	Conductivity (µS/cm)	Temperature (F, C)	pH	D.O. (mg/L)	ORP	Turbidity
Pre-Purge									
0955			22	878.2	21.4	7.81	2.63	32	19
			44	926.7	21.4	7.57	2.55	99	38
	1016		66	936.4	21.2	7.49	2.47	99	17
							2.32	89	10
Static at Time Sampled			Total Gallons Purged			Sample Time			
40.24			66			1026			
Comments:									

GROUNDWATER SAMPLING FIELD NOTES

Technician: A. Videns

Site: 486

Project No.: 18991.0035.1721

Date: 6/25/12

Well No. U-1

Purge Method: HB

Depth to Water (feet): 33.13

Depth to Product (feet):

Total Depth (feet): 33.92

LPH & Water Recovered (gallons):

Water Column (feet): 0.79

Casing Diameter (Inches): 2

80% Recharge Depth(feet): 33.29

1 Well Volume (gallons): 0.25

Time Start	Time Stop	Pump Depth (feet)	Volume Purged (gallons)	Conductivity (µS/cm)	Temperature (F, C)	pH	D.O. (mg/L)	ORP	Turbidity
Pre-Purge							3.6	112	Er2
			0.25				1.14		
			0.5						
			0.75						
Static at Time Sampled			Total Gallons Purged			Sample Time			
33.88						N/S			
Comments: Well went dry while collecting pre-purge readings, insufficient water, no sample taken, static measured 6/26/12									

Well No. U-12

Purge Method: Sub

Depth to Water (feet): 40.08

Depth to Product (feet):

Total Depth (feet): 74.20

LPH & Water Recovered (gallons):

Water Column (feet): 34.12

Casing Diameter (Inches): 4

80% Recharge Depth(feet): 46.90

1 Well Volume (gallons): 24

Time Start	Time Stop	Pump Depth (feet)	Volume Purged (gallons)	Conductivity (µS/cm)	Temperature (F, C)	pH	D.O. (mg/L)	ORP	Turbidity
Pre-Purge							3.69	140	13
0812			24	959.7	20.7	7.28	3.68	131	17
			48	951.5	20.8	7.41	3.24	128	10
	0836		72	953.2	20.6	7.43	3.08	128	10
Static at Time Sampled			Total Gallons Purged			Sample Time			
40.22			72			0843			
Comments: Pump depth - 45ft.									



GROUNDWATER SAMPLING FIELD NOTES

Technician: A. Vidners

Site: 4186

Project No.: 189791.0035.1721

Date: 6/25/12

Well No. U-2

Purge Method: HB

Depth to Water (feet): 31.80

Depth to Product (feet):

Total Depth (feet) 33.11

LPH & Water Recovered (gallons):

Water Column (feet): 1.31

Casing Diameter (Inches): 2

80% Recharge Depth(feet): 32.06

1 Well Volume (gallons): 0.25

Time Start	Time Stop	Pump Depth (feet)	Volume Purged (gallons)	Conductivity (µS/cm)	Temperature (F, C)	pH	D.O. (mg/L)	ORP	Turbidity
Pre-Purge							3.45	104	750
1038	1045		0.25	936.7	20.4	7.36	3.88	108	1100
			0.5						
			0.75						
Static at Time Sampled			Total Gallons Purged			Sample Time			
31.80			0.25			0802			
Comments: Dry at 0.25 gals. Did not recover in 45 minutes. Sampled 6/26/12. Well went dry while sampling, unable to collect all necessary bottles. See non-completion.									

Well No. U-15

Purge Method: Sub

Depth to Water (feet): 39.73

Depth to Product (feet):

Total Depth (feet) 71.52

LPH & Water Recovered (gallons):

Water Column (feet): 31.79

Casing Diameter (Inches): 4

80% Recharge Depth(feet): 46.09

1 Well Volume (gallons): 22

Time Start	Time Stop	Pump Depth (feet)	Volume Purged (gallons)	Conductivity (µS/cm)	Temperature (F, C)	pH	D.O. (mg/L)	ORP	Turbidity
Pre-Purge							3.51	44	10
1056			22	950.3	21.6	7.87	2.77	89	11
			44	946.8	21.9	7.68	2.74	94	21
	1118		66	947.2	22.0	7.59	2.82	95	13
Static at Time Sampled			Total Gallons Purged			Sample Time			
40.11			66			1124			
Comments:									

GROUNDWATER SAMPLING FIELD NOTES

Technician: A. Vidners

Site: 4186

Project No.: 189791.0035.1721

Date: 6/25/12

Well No. U-3

Purge Method: HB

Depth to Water (feet): 32.69

Depth to Product (feet):

Total Depth (feet): 33.63

LPH & Water Recovered (gallons):

Water Column (feet): 0.94

Casing Diameter (Inches): 2

80% Recharge Depth(feet): 32.88

1 Well Volume (gallons): 0.25

Time Start	Time Stop	Pump Depth (feet)	Volume Purged (gallons)	Conductivity (µS/cm)	Temperature (F, C)	pH	D.O. (mg/L)	ORP	Turbidity	
Pre-Purge								1.09	-60	500
			0.25							
			0.50							
			0.75							
Static at Time Sampled			Total Gallons Purged			Sample Time				
33.50						N/S				
Comments: Well went dry while collecting pre-purge readings. Did not recover. Insufficient water, no sample taken. Static measured 6/26/12										

Well No. U-6

Purge Method: HB

Depth to Water (feet): 39.18

Depth to Product (feet):

Total Depth (feet): 41.43

LPH & Water Recovered (gallons):

Water Column (feet): 2.25

Casing Diameter (Inches): 2

80% Recharge Depth(feet): 39.63

1 Well Volume (gallons): 0.5

Time Start	Time Stop	Pump Depth (feet)	Volume Purged (gallons)	Conductivity (µS/cm)	Temperature (F, C)	pH	D.O. (mg/L)	ORP	Turbidity
Pre-Purge							0.94	-90	210
1212			0.5	1592	21.9	6.93	0.83	-90	Er 2
			1	1602	21.1	6.93	0.63	-92	Er 2
	1221		1.5	1608	21.0	6.92	0.61	-93	Er 2
Static at Time Sampled			Total Gallons Purged			Sample Time			
39.36			1.5			0926			
Comments: Dry at 1.5 gals. Sampled 6/26/12									

GROUNDWATER SAMPLING FIELD NOTES

Technician: A. Videns

Site: 4186

Project No.: 189791.0035.1721

Date: 6/26/12

Well No. U-9

Purge Method: Sub

Depth to Water (feet): 37.20

Depth to Product (feet):

Total Depth (feet): 44.83

LPH & Water Recovered (gallons):

Water Column (feet): 7.63

Casing Diameter (Inches): 2

80% Recharge Depth(feet): 38.73

1 Well Volume (gallons): 2

Time Start	Time Stop	Pump Depth (feet)	Volume Purged (gallons)	Conductivity (µS/cm)	Temperature (F, C)	pH	D.O. (mg/L)	ORP	Turbidity
Pre-Purge									
0728			2	1074	17.6	6.87	1.12	-91	650
			4	1102	18.3	6.81	0.92	-92	860
	0737		6	1106	18.6	6.79	0.79	-100	Er2
Static at Time Sampled			Total Gallons Purged			Sample Time			
38.36			6			0939			
Comments: <u>Dry at 6 gals.</u>									

Well No. U-8

Purge Method: Sub

Depth to Water (feet): 36.22

Depth to Product (feet):

Total Depth (feet): 44.76

LPH & Water Recovered (gallons):

Water Column (feet): 8.54

Casing Diameter (Inches): 2

80% Recharge Depth(feet): 37.93

1 Well Volume (gallons): 2

Time Start	Time Stop	Pump Depth (feet)	Volume Purged (gallons)	Conductivity (µS/cm)	Temperature (F, C)	pH	D.O. (mg/L)	ORP	Turbidity
Pre-Purge									
0746			2	961.7	19.9	6.80	0.71	-81	960
			4	887.4	19.9	6.84	0.64	-84	Er2
	0752		6	920.9	20.2	6.82	0.60	-86	Er2
Static at Time Sampled			Total Gallons Purged			Sample Time			
36.41			6			1058			
Comments: <u>Dry at 6 gals.</u>									

GROUNDWATER SAMPLING FIELD NOTES

Technician: A. Vidvers

Site: 4186

Project No.: 189791.0035.1721

Date: 6/26/12

Well No. V-10

Purge Method: Sub

Depth to Water (feet): 39.96

Depth to Product (feet): _____

Total Depth (feet): 47.02

LPH & Water Recovered (gallons): _____

Water Column (feet): 7.06

Casing Diameter (Inches): 2

80% Recharge Depth(feet): 41.37

1 Well Volume (gallons): 2

Time Start	Time Stop	Pump Depth (feet)	Volume Purged (gallons)	Conductivity (µS/cm)	Temperature (F, C)	pH	D.O. (mg/L)	ORP	Turbidity
Pre-Purge							0.92	-85	105
0828			2	1119	18.3	6.99	0.78	-95	495
			4	1131	20.2	6.96	0.76	-101	686
	0834		6	1130	20.5	6.94	0.70	-105	Er2
Static at Time Sampled			Total Gallons Purged			Sample Time			
40.46			6			10:38			
Comments: Pump depth - 46ft.									

Well No. _____

Purge Method: _____

Depth to Water (feet): _____

Depth to Product (feet): _____

Total Depth (feet): _____

LPH & Water Recovered (gallons): _____

Water Column (feet): _____

Casing Diameter (Inches): _____

80% Recharge Depth(feet): _____

1 Well Volume (gallons): _____

Time Start	Time Stop	Pump Depth (feet)	Volume Purged (gallons)	Conductivity (µS/cm)	Temperature (F, C)	pH	D.O. (mg/L)	ORP	Turbidity
Pre-Purge									
Static at Time Sampled			Total Gallons Purged			Sample Time			
Comments:									

GROUNDWATER SAMPLING FIELD NOTES

Technician: A. Vidars

Site: 4186

Project No.: 189791.0035.1721

Date: 6/26/12

Well No. V-4

Purge Method: HB

Depth to Water (feet): 40.57

Depth to Product (feet):

Total Depth (feet): 44.84

LPH & Water Recovered (gallons):

Water Column (feet): 4.27

Casing Diameter (Inches): 2

80% Recharge Depth(feet): 41.42

1 Well Volume (gallons): 1

Time Start	Time Stop	Pump Depth (feet)	Volume Purged (gallons)	Conductivity (µS/cm)	Temperature (F, C)	pH	D.O. (mg/L)	ORP	Turbidity
Pre-Purge									
0534			1	1066	19.8	6.87	1.56	156	750
			2	1064	19.9	6.96	1.31	152	Er2
	0544		3	1083	19.8	6.99	1.41	150	Er2
							1.46	149	Er2
Static at Time Sampled			Total Gallons Purged			Sample Time			
41.42			3			0556			
Comments:									

Well No. V-5

Purge Method: HB

Depth to Water (feet): 40.82

Depth to Product (feet):

Total Depth (feet): 46.98

LPH & Water Recovered (gallons):

Water Column (feet): 6.16

Casing Diameter (Inches): 2

80% Recharge Depth(feet): 42.05

1 Well Volume (gallons): 1

Time Start	Time Stop	Pump Depth (feet)	Volume Purged (gallons)	Conductivity (µS/cm)	Temperature (F, C)	pH	D.O. (mg/L)	ORP	Turbidity
Pre-Purge									
0608			1	982.9	19.6	7.08	1.45	144	37
			2	983.7	19.9	7.05	1.20	146	950
	0616		3	983.5	20.0	7.05	0.93	146	Er2
							0.86	146	Er2
Static at Time Sampled			Total Gallons Purged			Sample Time			
41.73			3			0623			
Comments:									

GROUNDWATER SAMPLING FIELD NOTES

Technician: A. Vidner

Site: 4186

Project No.: 189791.0035.1721

Date: 6/26/12

Well No. V-7

Purge Method: HB

Depth to Water (feet): 39.10

Depth to Product (feet):

Total Depth (feet): 44.40

LPH & Water Recovered (gallons):

Water Column (feet): 5.30

Casing Diameter (Inches): 2

80% Recharge Depth(feet): 40.16

1 Well Volume (gallons): 1

Time Start	Time Stop	Pump Depth (feet)	Volume Purged (gallons)	Conductivity (µS/cm)	Temperature (F, C)	pH	D.O. (mg/L)	ORP	Turbidity
Pre-Purge							1.31	-92	18
0644			1	1092	18.9	7.00	1.02	-100	650
			2	1089	19.5	6.95	0.88	-102	Er 2
	0654		3	1092	19.5	6.95	0.77	-102	Er 2
Static at Time Sampled			Total Gallons Purged			Sample Time			
40.91			3			1007			
Comments: <u>Dry at 3 gals. Did not recover in 2 hours.</u>									

Well No. V-11

Purge Method: HB

Depth to Water (feet): 36.44

Depth to Product (feet):

Total Depth (feet): 44.78

LPH & Water Recovered (gallons):

Water Column (feet): 8.34

Casing Diameter (Inches): 2

80% Recharge Depth(feet): 38.11

1 Well Volume (gallons): 2

Time Start	Time Stop	Pump Depth (feet)	Volume Purged (gallons)	Conductivity (µS/cm)	Temperature (F, C)	pH	D.O. (mg/L)	ORP	Turbidity
Pre-Purge							1.12	-94	45
0659	0707		2	1773	19.4	6.72	0.81	-95	Er 2
			4						
			6						
Static at Time Sampled			Total Gallons Purged			Sample Time			
36.90			2			1019			
Comments: <u>Dry at 2 gals. Did not recover in 45 minutes.</u>									

STATEMENT OF NON-COMPLETION OF JOB

DATE OF EVENT: 6/25-6/26 SITE ID: 4186
TECH: A. Vidners CALLED SUPERVISOR: YES / NO
CALLED PM: YES / NO NAME OF PM: T. Johnson

WELL ID: U-3, U-1
Wells went dry while collecting pre-purge readings. Did not recover in 2 hours; (6-25-12). Returned to site the next day, neither well recharged. Insufficient water. No samples were collected.

WELL ID: U-2
Well went dry while sampling. Returned to well before leaving the site to collect samples for Nitrate, Sulfate, Dissolved Ferrrous Iron. (@. 1111 6/26). Only able to fill 1/2 of 1 qt. unpreserved plastic.

WELL ID: _____

WELL BOX CONDITION REPORT

SITE NO. 4186
 ADDRESS 1771 First st. Livermore, CA
 DATE 6/25/12

PERFORMED BY: A. Videns
 PAGE 1 OF 1

Well Name	Current Well Box Size	# of Ears	# of Stripped Ears	# of Broken Ears	# of Broken Bolts	# of Missing Bolts	Seal Damaged	Missing Lid	Broken Lid	Well Box is Exposed	Well Box is Below Grade	Unable to Access	Unable to Locate	Foundation Damaged	Paved Over	Street Well	Saw Cut Needed	System Well	USA Marked Well	Comments
U-13	12"	2																		OK
U-14	12"	2																		OK
U-2	8"	2																		OK
U-15	12"	2																		OK
U-1	12"	2																		OK
U-12	12"	2																		OK
U-4	12"	2														X				OK
U-5	12"	2														X				OK
U-7	8"	2																		OK
U-3	8"	2																		OK
U-11	12"	2																		OK
U-9	12"	2																		OK
U-6	8"	2		1																
U-8	12"	2																		OK
U-10	12"	2																		OK



CHAIN OF CUSTODY FORM

Union Oil Company of California ■ 6101 Bollinger Canyon Road ■ San Ramon, CA 94583

COC 1 of 1

Union Oil Site ID: <u>486</u>				Union Oil Consultant: <u>Accadis</u>				ANALYSES REQUIRED											
Site Global ID: <u>7166610177</u>				Consultant Contact: <u>Kathy Brandt</u>				Total CAM 17 Metals TPH = Diesel by EPA 8015 TPH - G by GC/MS BTEX/MTBE/OXYS by EPA 8260B Ethanol by EPA 8260B, FID/SDV 8260B EPA 8260B Full List with OXYS Sulfate, Nitrate, Methane by EPA 8215 Dissolved Torsion by 356 FF + B Hexavalent Chromium by 6411, by req. Dissolved CAM 17 Metals Chloride, Fluoride Dissolved Metals (Co, Ni, Mn, Pb, Cd, Cu, Cr, Fe, Hg, K, Mo, Se, V, Zn)	Site Address: <u>1771 Alameda St First St.</u> <u>Livermore CA</u>				Consultant Phone No.: <u>5K 590 9675</u>				Turnaround Time (TAT): Standard <input checked="" type="checkbox"/> 24 Hours <input type="checkbox"/> 48 Hours <input type="checkbox"/> 72 Hours <input type="checkbox"/>		
Union Oil PM: <u>Scott Martin</u>				Sampling Company: <u>TRC</u>					Special Instructions										
Union Oil PM Phone No.: <u>925 790 2270</u>				Sampled By (PRINT): <u>Andrew Vidwas</u>															
Charge Code: <u>NWRTB-0 351721-0-LAB</u>				Sampler Signature: <u>[Signature]</u>															
This is a LEGAL document. ALL fields must be filled out CORRECTLY and COMPLETELY.				BC Laboratories, Inc. Project Manager: Molly Meyers 4100 Atlas Court, Bakersfield, CA 93308 Phone No. 661-327-4911															
SAMPLE ID																			
Field Point Name	Matrix	DTW	Date (yymmdd)	Sample Time	# of Containers	TPH = Diesel by EPA 8015	TPH - G by GC/MS	BTEX/MTBE/OXYS by EPA 8260B	Ethanol by EPA 8260B, FID/SDV 8260B	EPA 8260B Full List with OXYS	Sulfate, Nitrate, Methane by EPA 8215	Dissolved Torsion by 356 FF + B	Hexavalent Chromium by 6411, by req.	Dissolved CAM 17 Metals	Chloride, Fluoride	Dissolved Metals (Co, Ni, Mn, Pb, Cd, Cu, Cr, Fe, Hg, K, Mo, Se, V, Zn)	Notes / Comments		
<u>U-12</u>	<u>W-S-A</u>		<u>120625</u>	<u>0943</u>	<u>7</u>		<input checked="" type="checkbox"/>	<input checked="" type="checkbox"/>	<input checked="" type="checkbox"/>		<input checked="" type="checkbox"/>	<input checked="" type="checkbox"/>							
<u>U-13</u>	<u>W-S-A</u>		<u>↓</u>	<u>0926</u>	<u>9</u>	<input checked="" type="checkbox"/>	<input checked="" type="checkbox"/>	<input checked="" type="checkbox"/>				<input checked="" type="checkbox"/>	<input checked="" type="checkbox"/>	<input checked="" type="checkbox"/>	<input checked="" type="checkbox"/>	<input checked="" type="checkbox"/>			
<u>U-14</u>	<u>W-S-A</u>		<u>↓</u>	<u>1020</u>	<u>7</u>		<input checked="" type="checkbox"/>	<input checked="" type="checkbox"/>	<input checked="" type="checkbox"/>										
<u>U-15</u>	<u>W-S-A</u>		<u>↓</u>	<u>1124</u>	<u>9</u>	<input checked="" type="checkbox"/>	<input checked="" type="checkbox"/>	<input checked="" type="checkbox"/>	<input checked="" type="checkbox"/>		<input checked="" type="checkbox"/>	<input checked="" type="checkbox"/>	<input checked="" type="checkbox"/>	<input checked="" type="checkbox"/>	<input checked="" type="checkbox"/>	<input checked="" type="checkbox"/>			
	<u>W-S-A</u>																		
	<u>W-S-A</u>																		
	<u>W-S-A</u>																		
	<u>W-S-A</u>																		
	<u>W-S-A</u>																		
	<u>W-S-A</u>																		
	<u>W-S-A</u>																		
Relinquished By <u>[Signature]</u> Company <u>TRC</u> Date / Time: <u>6/25/12 1110</u>				Relinquished By _____ Company _____ Date / Time: _____				Relinquished By _____ Company _____ Date / Time: _____											
Received By <u>[Signature]</u> Company <u>Accadis</u> Date / Time: <u>11/11/12</u>				Received By _____ Company _____ Date / Time: _____				Received By _____ Company _____ Date / Time: _____											

CHAIN OF CUSTODY FORM

Union Oil Company of California ■ 6101 Bollinger Canyon Road ■ San Ramon, CA 94583

COC _____ of _____

Union Oil Site ID: <u>416</u>				Union Oil Consultant: <u>Arcadis</u>				ANALYSES REQUIRED																							
Site Global ID: <u>7100101777</u>				Consultant Contact: <u>Kathy Brandt</u>				TPH - Diesel by EPA 8016	TPH - G by GC/MS	BTEX/MTBE/OXYS by EPA 8260B	Ethanol by EPA 8260B	EPA 8260B Full List with OXYS	Culfate, Nitrate, Dissolved Total	Nitrate by EPA 8215-B	Hexameth Chromul / 10/10 TDS	Dissolved (Mn) 17 Metals	(Pb, Cd, Fe, Mn)	Dissolved Metals (Ca, Na, Mg, K, Mn)	Turnaround Time (TAT):												
Site Address: <u>1771 First St. Livermore CA</u>				Consultant Phone No.: <u>510 510 9675</u>															Standard <input checked="" type="checkbox"/> 24 Hours <input type="checkbox"/>												
Union Oil PM: <u>Rona Kambin</u>				Sampling Company: <u>TRC</u>															48 Hours <input type="checkbox"/> 72 Hours <input type="checkbox"/>												
Union Oil PM Phone No.: <u>925 791 2276</u>				Sampled By (PRINT): <u>Judith Vinters</u>															Special Instructions												
Charge Code: <u>NWRTB-0 351721 -0-LAB</u>				Sampler Signature: <u>[Signature]</u>																											
<p style="text-align: center;">This is a LEGAL document. ALL fields must be filled out CORRECTLY and COMPLETELY.</p>				<p>BC Laboratories, Inc.</p> <p>Project Manager: Molly Meyers</p> <p>4100 Atlas Court, Bakersfield, CA 93308</p> <p>Phone No. 661-327-4911</p>																											
																					SAMPLE ID										
Field Point Name	Matrix	DTW	Date (yymmdd)	Sample Time	# of Containers																										Notes / Comments
<u>U-2</u>	<u>W-S-A</u>		<u>120626</u>	<u>0802</u>	<u>7</u>	<input checked="" type="checkbox"/>	<input checked="" type="checkbox"/>												<input checked="" type="checkbox"/>	<input checked="" type="checkbox"/>		<input checked="" type="checkbox"/>	<input checked="" type="checkbox"/>	<input checked="" type="checkbox"/>	<input checked="" type="checkbox"/>	<input checked="" type="checkbox"/>	<input checked="" type="checkbox"/>	<input checked="" type="checkbox"/>	<input checked="" type="checkbox"/>	<input checked="" type="checkbox"/>	
<u>U-2</u>	<u>W-S-A</u>		<u>↓</u>	<u>1111</u>	<u>1</u>																	<input checked="" type="checkbox"/>									
<u>U-4</u>	<u>W-S-A</u>		<u>↓</u>	<u>0556</u>	<u>9</u>	<input checked="" type="checkbox"/>	<input checked="" type="checkbox"/>	<input checked="" type="checkbox"/>	<input checked="" type="checkbox"/>		<input checked="" type="checkbox"/>	<input checked="" type="checkbox"/>	<input checked="" type="checkbox"/>	<input checked="" type="checkbox"/>	<input checked="" type="checkbox"/>	<input checked="" type="checkbox"/>	<input checked="" type="checkbox"/>	<input checked="" type="checkbox"/>	<input checked="" type="checkbox"/>												
<u>U-5</u>	<u>W-S-A</u>		<u>↓</u>	<u>0623</u>	<u>7</u>		<input checked="" type="checkbox"/>	<input checked="" type="checkbox"/>	<input checked="" type="checkbox"/>		<input checked="" type="checkbox"/>	<input checked="" type="checkbox"/>																			
<u>U-6</u>	<u>W-S-A</u>		<u>↓</u>	<u>0920</u>	<u>7</u>		<input checked="" type="checkbox"/>	<input checked="" type="checkbox"/>	<input checked="" type="checkbox"/>		<input checked="" type="checkbox"/>	<input checked="" type="checkbox"/>																			
<u>U-7</u>	<u>W-S-A</u>		<u>↓</u>	<u>1007</u>	<u>7</u>		<input checked="" type="checkbox"/>	<input checked="" type="checkbox"/>	<input checked="" type="checkbox"/>		<input checked="" type="checkbox"/>	<input checked="" type="checkbox"/>																			
<u>U-8</u>	<u>W-S-A</u>		<u>↓</u>	<u>1056</u>	<u>9</u>	<input checked="" type="checkbox"/>	<input checked="" type="checkbox"/>	<input checked="" type="checkbox"/>	<input checked="" type="checkbox"/>		<input checked="" type="checkbox"/>	<input checked="" type="checkbox"/>	<input checked="" type="checkbox"/>	<input checked="" type="checkbox"/>	<input checked="" type="checkbox"/>	<input checked="" type="checkbox"/>	<input checked="" type="checkbox"/>	<input checked="" type="checkbox"/>	<input checked="" type="checkbox"/>												
<u>U-9</u>	<u>W-S-A</u>		<u>↓</u>	<u>0939</u>	<u>7</u>	<input checked="" type="checkbox"/>	<input checked="" type="checkbox"/>	<input checked="" type="checkbox"/>	<input checked="" type="checkbox"/>		<input checked="" type="checkbox"/>	<input checked="" type="checkbox"/>	<input checked="" type="checkbox"/>	<input checked="" type="checkbox"/>	<input checked="" type="checkbox"/>	<input checked="" type="checkbox"/>	<input checked="" type="checkbox"/>	<input checked="" type="checkbox"/>	<input checked="" type="checkbox"/>												
<u>U-10</u>	<u>W-S-A</u>		<u>↓</u>	<u>1038</u>	<u>7</u>	<input checked="" type="checkbox"/>	<input checked="" type="checkbox"/>	<input checked="" type="checkbox"/>	<input checked="" type="checkbox"/>		<input checked="" type="checkbox"/>	<input checked="" type="checkbox"/>	<input checked="" type="checkbox"/>	<input checked="" type="checkbox"/>	<input checked="" type="checkbox"/>	<input checked="" type="checkbox"/>	<input checked="" type="checkbox"/>	<input checked="" type="checkbox"/>	<input checked="" type="checkbox"/>												
<u>U-11</u>	<u>W-S-A</u>		<u>↓</u>	<u>1019</u>	<u>9</u>	<input checked="" type="checkbox"/>	<input checked="" type="checkbox"/>	<input checked="" type="checkbox"/>	<input checked="" type="checkbox"/>		<input checked="" type="checkbox"/>	<input checked="" type="checkbox"/>	<input checked="" type="checkbox"/>	<input checked="" type="checkbox"/>	<input checked="" type="checkbox"/>	<input checked="" type="checkbox"/>	<input checked="" type="checkbox"/>	<input checked="" type="checkbox"/>	<input checked="" type="checkbox"/>												
	<u>W-S-A</u>																														
	<u>W-S-A</u>																														
Relinquished By <u>[Signature]</u> Company <u>TRC</u> Date / Time: <u>11/12/11</u>				Relinquished By _____ Company _____ Date / Time: _____				Relinquished By _____ Company _____ Date / Time: _____																							
Received By <u>[Signature]</u> Company <u>TRC</u> Date / Time: <u>6/21/12</u>				Received By _____ Company _____ Date / Time: _____				Received By _____ Company _____ Date / Time: _____																							

TRC SOLUTIONS
TECHNICAL SERVICES REQUEST FORM

21-May-12

Site ID: 4186
Address: 1771 First Street
City: Livermore
Cross Street: South N St.

Project No.: 189791.0035.1721 / 00TA01
Client: Roya Kambin
Contact #: 925-790-6270
PM: Kathy Brandt Arcadis
PM Contact #: 510-596-9675

Total number of wells: 15 Min. Well Diameter (in.): 2 # of Techs, # of Hrs: 2, 6
Depth to Water (ft.): 33 Max. Well Diameter (in.): 2 Travel Time (hrs):
Max. Well Depth (ft): 47 Hotel PO#:

ACTIVITIES:	Frequency	Notes
Gauging: <input checked="" type="checkbox"/>	Semi Q2/Q4	
Purge/Sampling: <input checked="" type="checkbox"/>	Semi Q2/Q4	
No Purge/Sample <input type="checkbox"/>		

RELATED ACTIVITIES Note

Drums:
Other Activities:
Traffic Control: City of Livermore

Permit needed

PERMIT INFORMATION:

NOTIFICATIONS:

Thomas T. Vadakkekunnel, station owner, CTV Enterprises: 925-455-0919

SITE INFORMATION:

Take field measurements after each casing volume purged.
Ozone sparge system on site. O&M company is EnvironStrategies. If there are any problems with the system please call Darren Azarian @ 818-968-5864.

TRC SOLUTIONS
TECHNICAL SERVICES REQUEST FORM

21-May-12

Site ID: 4186
Address 1771 First Street
City: Livermore
Cross Street: South N St.

Project No.: 189791.0035.1721 / 00TA01
Client: Roya Kambin
Contact #: 925-790-6270
PM: Kathy Brandt Arcadis
PM Contact #: 510-596-9675

LAB INFORMATION:

Global ID: T0600101777

Lab WO: 351721

Lab Used: BC Labs

Lab Notes:

Lab Analyses for all wells:

TPH-G by GC/MS, BTEX/MTBE/OXYS by 8260B, EDB/EDC by 8260B, Ethanol by 8260B [Containers: 3 voas w/HCl]

Sulfate, Nitrate [Container: one 1L plastic unpreserved]

Dissolved Ferrous Iron by 350FE+B [Container: one 500 ml. poly unpreserved]

Methane by EPA 8015B [containers: 2 unpreserved voas]

*No sulf., Nitrate, Ferr Iron
for U-2*

Additional Analyses for wells U-1, U-2, U-4, U-8, U-9, U-10, U-11, U-13 and U-15:

Hexavalent Chromium by 6010, TDS by 160.1, Dissolved CAM 17 Metals, Chloride, Fluoride, Dissolved Metals (Ca, Na, Mg, K, Mn) [Container: one 1L plastic unpreserved]

Total CAM 17 Metals [Container: one 1Pt poly w/HNO3]

TRC SOLUTIONS
TECHNICAL SERVICES REQUEST FORM

21-May-12

Site ID.: 4186
 Address 1771 First Street
 City: Livermore
 Cross Street South N St.

Well IDs	Benz.	MTBE	Gauging				Sampling				Field Measurements			Comments
			Q1	Q2	Q3	Q4	Q1	Q2	Q3	Q4	Pre-Purge	Post-Purge	Type	
U-2	0	0	<input type="checkbox"/>	<input checked="" type="checkbox"/>	<input type="checkbox"/>	<input checked="" type="checkbox"/>	<input type="checkbox"/>	<input checked="" type="checkbox"/>	<input type="checkbox"/>	<input checked="" type="checkbox"/>	<input checked="" type="checkbox"/>	<input checked="" type="checkbox"/>	D.O., ORP, Turbidity	2" casing
U-15	0	0	<input type="checkbox"/>	<input checked="" type="checkbox"/>	<input type="checkbox"/>	<input checked="" type="checkbox"/>	<input type="checkbox"/>	<input checked="" type="checkbox"/>	<input type="checkbox"/>	<input checked="" type="checkbox"/>	<input checked="" type="checkbox"/>	<input checked="" type="checkbox"/>	D.O., ORP, Turbidity	
U-14	0	0	<input type="checkbox"/>	<input checked="" type="checkbox"/>	<input type="checkbox"/>	<input checked="" type="checkbox"/>	<input type="checkbox"/>	<input checked="" type="checkbox"/>	<input type="checkbox"/>	<input checked="" type="checkbox"/>	<input checked="" type="checkbox"/>	<input checked="" type="checkbox"/>	D.O., ORP, Turbidity	
U-13	0	0	<input type="checkbox"/>	<input checked="" type="checkbox"/>	<input type="checkbox"/>	<input checked="" type="checkbox"/>	<input type="checkbox"/>	<input checked="" type="checkbox"/>	<input type="checkbox"/>	<input checked="" type="checkbox"/>	<input checked="" type="checkbox"/>	<input checked="" type="checkbox"/>	D.O., ORP, Turbidity	
U-12	0	0	<input type="checkbox"/>	<input checked="" type="checkbox"/>	<input type="checkbox"/>	<input checked="" type="checkbox"/>	<input type="checkbox"/>	<input checked="" type="checkbox"/>	<input type="checkbox"/>	<input checked="" type="checkbox"/>	<input checked="" type="checkbox"/>	<input checked="" type="checkbox"/>	D.O., ORP, Turbidity	
U-1	0	0	<input type="checkbox"/>	<input checked="" type="checkbox"/>	<input type="checkbox"/>	<input checked="" type="checkbox"/>	<input type="checkbox"/>	<input checked="" type="checkbox"/>	<input type="checkbox"/>	<input checked="" type="checkbox"/>	<input checked="" type="checkbox"/>	<input checked="" type="checkbox"/>	D.O., ORP, Turbidity	2" casing
U-4	0	6	<input type="checkbox"/>	<input checked="" type="checkbox"/>	<input type="checkbox"/>	<input checked="" type="checkbox"/>	<input type="checkbox"/>	<input checked="" type="checkbox"/>	<input type="checkbox"/>	<input checked="" type="checkbox"/>	<input checked="" type="checkbox"/>	<input checked="" type="checkbox"/>	D.O., ORP, Turbidity	2" casing
U-5	0	40	<input type="checkbox"/>	<input checked="" type="checkbox"/>	<input type="checkbox"/>	<input checked="" type="checkbox"/>	<input type="checkbox"/>	<input checked="" type="checkbox"/>	<input type="checkbox"/>	<input checked="" type="checkbox"/>	<input checked="" type="checkbox"/>	<input checked="" type="checkbox"/>	D.O., ORP, Turbidity	2" casing
U-7	4.6	33	<input type="checkbox"/>	<input checked="" type="checkbox"/>	<input type="checkbox"/>	<input checked="" type="checkbox"/>	<input type="checkbox"/>	<input checked="" type="checkbox"/>	<input type="checkbox"/>	<input checked="" type="checkbox"/>	<input checked="" type="checkbox"/>	<input checked="" type="checkbox"/>	D.O., ORP, Turbidity	2" casing
U-3	4.9	39	<input type="checkbox"/>	<input checked="" type="checkbox"/>	<input type="checkbox"/>	<input checked="" type="checkbox"/>	<input type="checkbox"/>	<input checked="" type="checkbox"/>	<input type="checkbox"/>	<input checked="" type="checkbox"/>	<input checked="" type="checkbox"/>	<input checked="" type="checkbox"/>	D.O., ORP, Turbidity	2" casing
U-11	8.3	3600	<input type="checkbox"/>	<input checked="" type="checkbox"/>	<input type="checkbox"/>	<input checked="" type="checkbox"/>	<input type="checkbox"/>	<input checked="" type="checkbox"/>	<input type="checkbox"/>	<input checked="" type="checkbox"/>	<input checked="" type="checkbox"/>	<input checked="" type="checkbox"/>	D.O., ORP, Turbidity	
U-9	11	65	<input type="checkbox"/>	<input checked="" type="checkbox"/>	<input type="checkbox"/>	<input checked="" type="checkbox"/>	<input type="checkbox"/>	<input checked="" type="checkbox"/>	<input type="checkbox"/>	<input checked="" type="checkbox"/>	<input checked="" type="checkbox"/>	<input checked="" type="checkbox"/>	D.O., ORP, Turbidity	
U-6	22	8.3	<input type="checkbox"/>	<input checked="" type="checkbox"/>	<input type="checkbox"/>	<input checked="" type="checkbox"/>	<input type="checkbox"/>	<input checked="" type="checkbox"/>	<input type="checkbox"/>	<input checked="" type="checkbox"/>	<input checked="" type="checkbox"/>	<input checked="" type="checkbox"/>	D.O., ORP, Turbidity	2" casing
U-8	27	1.3	<input type="checkbox"/>	<input checked="" type="checkbox"/>	<input type="checkbox"/>	<input checked="" type="checkbox"/>	<input type="checkbox"/>	<input checked="" type="checkbox"/>	<input type="checkbox"/>	<input checked="" type="checkbox"/>	<input checked="" type="checkbox"/>	<input checked="" type="checkbox"/>	D.O., ORP, Turbidity	
U-10	420	350	<input type="checkbox"/>	<input checked="" type="checkbox"/>	<input type="checkbox"/>	<input checked="" type="checkbox"/>	<input type="checkbox"/>	<input checked="" type="checkbox"/>	<input type="checkbox"/>	<input checked="" type="checkbox"/>	<input checked="" type="checkbox"/>	<input checked="" type="checkbox"/>	D.O., ORP, Turbidity	

WMA

ARCADIS

Attachment B

Historical Groundwater Results from TRC

Table 1
CURRENT FLUID LEVELS AND SELECTED ANALYTICAL RESULTS

December 20, 2010
76 Station 4186

Date Sampled	TOC Elevation (feet)	Depth to Water (feet)	LPH Thickness (feet)	Ground-Water Elevation (feet)	Change in Elevation (feet)	TPH-G 8015 (µg/l)	TPH-G (GC/MS) (µg/l)	Benzene (µg/l)	Toluene (µg/l)	Ethyl-benzene (µg/l)	Total Xylenes (µg/l)	MTBE (8021B) (µg/l)	MTBE (8260B) (µg/l)	Comments
U-1														
12/20/2010	480.29	28.90	0	451.39	2.45	--	ND<50	ND<0.50	ND<0.50	ND<0.50	ND<1.0	--	ND<0.50	
U-2														
12/20/2010	479.45	25.99	0	453.46	4.79	--	ND<50	ND<0.50	ND<0.50	ND<0.50	ND<1.0	--	ND<0.50	
U-3														
12/20/2010	480.48	29.58	0	450.90	0.33	--	1100	5.1	ND<0.50	ND<0.50	ND<1.0	--	49	
U-4														
12/20/2010	478.95	34.57	0	444.38	-0.67	--	ND<50	ND<0.50	ND<0.50	ND<0.50	ND<1.0	--	7.5	
U-5														
12/20/2010	478.52	34.67	0	443.85	-0.84	--	51	ND<0.50	ND<0.50	ND<0.50	ND<1.0	--	52	
U-6														
12/20/2010	480.40	34.49	0	445.91	-1.12	--	2000	29	2.9	94	10	--	12	
U-7														
12/20/2010	480.78	33.53	0	447.25	0.31	--	1600	2.9	0.83	7.9	ND<1.0	--	13	
U-8														
12/20/2010	480.43	29.57	0	450.86	3.34	--	2400	11	ND<1.0	22	12	--	ND<1.0	
U-9														
12/20/2010	479.39	32.35	0	447.04	1.29	--	1900	7.0	2.0	45	9.7	--	4.3	
U-10														
12/20/2010	480.51	34.32	0	446.19	0.10	--	2100	79	2.4	98	33	--	98	
U-11														
12/20/2010	480.34	32.66	0	447.68	-0.25	--	1700	ND<10	ND<10	ND<10	ND<20	--	1400	
U-12														
12/20/2010	480.75	34.02	0	446.73	-0.49	--	ND<50	ND<0.50	ND<0.50	ND<0.50	ND<1.0	--	ND<0.50	
U-13														
12/20/2010	480.31	34.44	0	445.87	-0.30	--	ND<50	ND<0.50	ND<0.50	ND<0.50	ND<1.0	--	ND<0.50	
U-14														
12/20/2010	479.38	33.74	0	445.64	-0.34	--	ND<50	ND<0.50	ND<0.50	ND<0.50	ND<1.0	--	ND<0.50	
U-15														
12/20/2010	479.99	33.79	0	446.20	-0.57	--	ND<50	ND<0.50	ND<0.50	ND<0.50	ND<1.0	--	ND<0.50	

**Table 1a
ADDITIONAL CURRENT ANALYTICAL RESULTS**

76 Station 4186

Date Sampled	TBA (µg/l)	Ethanol (8260B) (µg/l)	Ethylene- dibromide (EDB) (µg/l)	1,2-DCA (EDC) (µg/l)	DIPE (µg/l)	ETBE (µg/l)	TAME (µg/l)	Antimony (total) (µg/l)	Antimony (dissolved) (µg/l)	Arsenic (total) (µg/l)	Arsenic (dissolved) (µg/l)	Barium (total) (µg/l)	Comments
U-1													
12/20/2010	ND<10	ND<250	ND<0.50	ND<0.50	ND<0.50	ND<0.50	ND<0.50	ND<100	ND<100	140	ND<50	3500	
U-2													
12/20/2010	ND<10	ND<250	ND<0.50	ND<0.50	ND<0.50	ND<0.50	ND<0.50	ND<100	ND<100	ND<50	ND<50	850	
U-3													
12/20/2010	2800	ND<250	ND<0.50	ND<0.50	ND<0.50	ND<0.50	ND<0.50	ND<100	ND<100	130	ND<50	1700	
U-4													
12/20/2010	ND<10	ND<250	ND<0.50	ND<0.50	ND<0.50	ND<0.50	ND<0.50	ND<100	ND<100	ND<50	ND<50	1200	
U-5													
12/20/2010	ND<10	ND<250	ND<0.50	ND<0.50	ND<0.50	ND<0.50	ND<0.50	ND<100	ND<100	ND<50	ND<50	520	
U-6													
12/20/2010	ND<20	ND<500	ND<1.0	ND<1.0	ND<1.0	ND<1.0	ND<1.0	ND<100	ND<100	ND<50	ND<50	720	
U-7													
12/20/2010	ND<10	ND<250	ND<0.50	ND<0.50	ND<0.50	ND<0.50	ND<0.50	ND<100	ND<100	ND<50	ND<50	460	
U-8													
12/20/2010	ND<20	ND<500	ND<1.0	ND<1.0	ND<1.0	ND<1.0	ND<1.0	ND<100	ND<100	ND<50	ND<50	430	
U-9													
12/20/2010	ND<20	ND<500	ND<1.0	ND<1.0	ND<1.0	ND<1.0	ND<1.0	ND<100	ND<100	ND<50	ND<50	460	
U-10													
12/20/2010	610	ND<500	ND<1.0	ND<1.0	ND<1.0	ND<1.0	ND<1.0	ND<100	ND<100	ND<50	ND<50	290	
U-11													
12/20/2010	3700	ND<5000	ND<10	ND<10	ND<10	ND<10	ND<10	ND<100	ND<100	ND<50	ND<50	370	
U-12													
12/20/2010	ND<10	ND<250	ND<0.50	ND<0.50	ND<0.50	ND<0.50	ND<0.50	ND<100	ND<100	ND<50	ND<50	370	
U-13													
12/20/2010	ND<10	ND<250	ND<0.50	ND<0.50	ND<0.50	ND<0.50	ND<0.50	ND<100	ND<100	ND<50	ND<50	46	
U-14													
12/20/2010	ND<10	ND<250	ND<0.50	ND<0.50	ND<0.50	ND<0.50	ND<0.50	ND<100	ND<100	ND<50	ND<50	250	
U-15													
12/20/2010	ND<10	ND<250	ND<0.50	ND<0.50	ND<0.50	ND<0.50	ND<0.50	ND<100	ND<100	ND<50	ND<50	55	

**Table 1b
ADDITIONAL CURRENT ANALYTICAL RESULTS**

76 Station 4186

Date Sampled	Barium (dissolved) (µg/l)	Beryllium (total) (µg/l)	Beryllium (dissolved) (µg/l)	Cadmium (total) (µg/l)	Cadmium (dissolved) (µg/l)	Calcium (l)	Chromium VI (µg/l)	Chromium (total) (µg/l)	Chromium (dissolved) (µg/l)	Cobalt (total) (µg/l)	Cobalt (dissolved) (µg/l)	Copper (dissolved) (µg/l)	Comments
U-1													
12/20/2010	390	ND<10	ND<10	ND<10	ND<10	60	2.6	1400	ND<10	390	ND<50	ND<10	
U-2													
12/20/2010	250	ND<10	ND<10	ND<10	ND<10	43	2.7	230	ND<10	64	ND<50	ND<10	
U-3													
12/20/2010	360	ND<10	ND<10	ND<10	ND<10	44	ND<2.0	560	ND<10	170	ND<50	ND<10	
U-4													
12/20/2010	440	ND<10	ND<10	ND<10	ND<10	59	ND<2.0	240	ND<10	80	ND<50	ND<10	
U-5													
12/20/2010	390	ND<10	ND<10	ND<10	ND<10	60	ND<2.0	12	ND<10	ND<50	ND<50	ND<10	
U-6													
12/20/2010	510	ND<10	ND<10	ND<10	ND<10	72	ND<2.0	54	ND<10	ND<50	ND<50	ND<10	
U-7													
12/20/2010	440	ND<10	ND<10	ND<10	ND<10	42	ND<2.0	ND<10	ND<10	ND<50	ND<50	ND<10	
U-8													
12/20/2010	390	ND<10	ND<10	ND<10	ND<10	44	ND<2.0	13	ND<10	ND<50	ND<50	ND<10	
U-9													
12/20/2010	350	ND<10	ND<10	ND<10	ND<10	43	ND<2.0	53	ND<10	ND<50	ND<50	ND<10	
U-10													
12/20/2010	150	ND<10	ND<10	ND<10	ND<10	48	ND<2.0	83	ND<10	ND<50	ND<50	ND<10	
U-11													
12/20/2010	43	ND<10	ND<10	ND<10	ND<10	120	ND<2.0	44	ND<10	ND<50	ND<50	ND<10	
U-12													
12/20/2010	340	ND<10	ND<10	ND<10	ND<10	50	2.5	ND<10	ND<10	ND<50	ND<50	36	
U-13													
12/20/2010	42	ND<10	ND<10	ND<10	ND<10	8.0	26	28	28	ND<50	ND<50	10	
U-14													
12/20/2010	240	ND<10	ND<10	ND<10	ND<10	40	3.9	ND<10	ND<10	ND<50	ND<50	23	
U-15													
12/20/2010	38	ND<10	ND<10	ND<10	ND<10	6.5	34	39	36	ND<50	ND<50	ND<10	

**Table 1c
ADDITIONAL CURRENT ANALYTICAL RESULTS**

76 Station 4186

Date Sampled	Copper (total) (µg/l)	Lead (dissolved) (µg/l)	Lead (total) (µg/l)	Magnesium (dissolved) (mg/l)	Manganese (dissolved) (µg/l)	Mercury (total) (µg/l)	Mercury (dissolved) (µg/l)	Molybdenum (total) (µg/l)	Molybdenum (dissolved) (µg/l)	Nickel (total) (µg/l)	Nickel (dissolved) (µg/l)	Potassium (µg/l)	Comments
U-1													
12/20/2010	860	ND<50	180	85	ND<10	1.1	ND<0.20	ND<50	ND<50	3700	ND<10	3.5	
U-2													
12/20/2010	140	ND<50	ND<50	64	ND<10	ND<0.20	ND<0.20	ND<50	ND<50	630	ND<10	3.6	
U-3													
12/20/2010	300	ND<50	77	71	1900	0.52	ND<0.20	ND<50	ND<50	1500	ND<10	2.2	
U-4													
12/20/2010	120	ND<50	ND<50	85	210	0.36	ND<0.20	ND<50	ND<50	750	ND<10	3.3	
U-5													
12/20/2010	12	ND<50	ND<50	79	500	ND<0.20	ND<0.20	ND<50	ND<50	47	ND<10	2.7	
U-6													
12/20/2010	27	ND<50	ND<50	120	3500	ND<0.20	ND<0.20	ND<50	ND<50	160	ND<10	2.1	
U-7													
12/20/2010	ND<10	ND<50	ND<50	70	1900	ND<0.20	ND<0.20	ND<50	ND<50	17	ND<10	2.8	
U-8													
12/20/2010	ND<10	ND<50	ND<50	77	1900	ND<0.20	ND<0.20	ND<50	ND<50	28	ND<10	2.1	
U-9													
12/20/2010	27	ND<50	ND<50	83	2100	ND<0.20	ND<0.20	ND<50	ND<50	150	ND<10	2.8	
U-10													
12/20/2010	39	ND<50	ND<50	96	2100	0.28	ND<0.20	ND<50	ND<50	260	ND<10	8.4	
U-11													
12/20/2010	27	ND<50	ND<50	450	7000	ND<0.20	ND<0.20	ND<50	ND<50	180	43	3.8	
U-12													
12/20/2010	43	ND<50	ND<50	71	ND<10	ND<0.20	ND<0.20	ND<50	ND<50	12	ND<10	2.8	
U-13													
12/20/2010	13	ND<50	ND<50	64	ND<10	ND<0.20	ND<0.20	ND<50	ND<50	ND<10	ND<10	63	
U-14													
12/20/2010	31	ND<50	ND<50	47	ND<10	ND<0.20	ND<0.20	ND<50	ND<50	ND<10	ND<10	4.8	
U-15													
12/20/2010	ND<10	ND<50	ND<50	67	ND<10	ND<0.20	ND<0.20	ND<50	ND<50	15	12	72	

Table 1d
ADDITIONAL CURRENT ANALYTICAL RESULTS

76 Station 4186

Date Sampled	Selenium (total) (µg/l)	Selenium (dissolved) (µg/l)	Silver (total) (µg/l)	Silver (dissolved) (µg/l)	Sodium ()	Thallium (total) (µg/l)	Thallium (dissolved) (µg/l)	Vanadium (total) (µg/l)	Vanadium (dissolved) (µg/l)	Zinc (dissolved) (µg/l)	Zinc (total) (µg/l)	Chloride (mg/l)	Comments
U-1													
12/20/2010	ND<100	ND<100	ND<10	ND<10	55	ND<100	ND<100	570	ND<10	ND<10	1300	42	
U-2													
12/20/2010	ND<100	ND<100	ND<10	ND<10	56	ND<100	ND<100	110	ND<10	ND<10	260	17	
U-3													
12/20/2010	ND<100	ND<100	ND<10	ND<10	32	ND<100	ND<100	230	ND<10	ND<10	470	6.9	
U-4													
12/20/2010	ND<100	ND<100	ND<10	ND<10	33	ND<100	ND<100	94	ND<10	ND<10	190	31	
U-5													
12/20/2010	ND<100	ND<100	ND<10	ND<10	38	ND<100	ND<100	ND<10	ND<10	ND<10	ND<50	67	
U-6													
12/20/2010	ND<100	ND<100	ND<10	ND<10	93	ND<100	ND<100	22	ND<10	ND<10	57	190	
U-7													
12/20/2010	ND<100	ND<100	ND<10	ND<10	64	ND<100	ND<100	ND<10	ND<10	ND<10	ND<50	87	
U-8													
12/20/2010	ND<100	ND<100	ND<10	ND<10	47	ND<100	ND<100	ND<10	ND<10	ND<10	ND<50	50	
U-9													
12/20/2010	ND<100	ND<100	ND<10	ND<10	54	ND<100	ND<100	22	ND<10	ND<10	55	64	
U-10													
12/20/2010	ND<100	ND<100	ND<10	ND<10	55	ND<100	ND<100	31	ND<10	ND<10	85	34	
U-11													
12/20/2010	ND<100	ND<100	ND<10	ND<10	59	ND<100	ND<100	27	ND<10	ND<10	64	55	
U-12													
12/20/2010	ND<100	ND<100	ND<10	ND<10	51	ND<100	ND<100	ND<10	ND<10	160	170	87	
U-13													
12/20/2010	ND<100	ND<100	ND<10	ND<10	100	ND<100	ND<100	ND<10	ND<10	14	ND<50	81	
U-14													
12/20/2010	ND<100	ND<100	ND<10	ND<10	36	ND<100	ND<100	ND<10	ND<10	59	84	56	
U-15													
12/20/2010	ND<100	ND<100	ND<10	ND<10	100	ND<100	ND<100	ND<10	ND<10	ND<10	ND<50	82	

**Table 1e
ADDITIONAL CURRENT ANALYTICAL RESULTS**

76 Station 4186

Date Sampled	Fluoride (mg/l)	Nitrogen as Nitrate (mg/l)	Sulfate (mg/l)	TDS (mg/l)	Field Con- ductivity (Ω)	Field pH (Ω)	Field Temp. (Ω)	Post-purge Dissolved Oxygen (Ω)	Post-purge ORP (Ω)	Comments
U-1										
12/20/2010	0.098	19	37	610	937.4	6.93	20.3	1.18	227	
U-2										
12/20/2010	0.099	16	47	500	878.7	6.89	18.9	4.44	246	
U-3										
12/20/2010	0.11	0.71	9.3	460	758.2	6.58	20.0	1.29	-63	
U-4										
12/20/2010	0.12	7.5	28	570	945.4	7.43	18.8	3.30	253	
U-5										
12/20/2010	0.14	4.5	36	600	933.6	7.47	17.8	0.62	240	
U-6										
12/20/2010	0.10	1.5	32	940	1580	6.50	17.3	0.90	9	
U-7										
12/20/2010	0.074	17	22	570	1040	8.05	17.5	0.84	40	
U-8										
12/20/2010	0.13	1.1	24	520	1078	7.01	18.9	0.96	-56	
U-9										
12/20/2010	0.12	ND<0.44	17	570	984.9	7.49	17.8	0.55	-41	
U-10										
12/20/2010	0.18	ND<0.44	4.7	600	1066	7.06	18.1	0.99	-92	
U-11										
12/20/2010	0.22	2.7	1500	2800	2203	6.69	18.0	0.82	-33	
U-12										
12/20/2010	0.13	23	54	600	962.8	7.28	19.5	3.22	104	
U-13										
12/20/2010	0.10	24	55	640	914.8	7.76	17.3	2.23	179	
U-14										
12/20/2010	0.094	23	38	420	874.8	7.78	18.3	2.33	236	
U-15										
12/20/2010	0.13	20	53	620	983.7	7.52	18.5	2.38	118	

**Table 2
HISTORICT FLUID LEVELS AND SELECTED ANALYTICAL RESULTS**

**December 20, 2010
76 Station 4186**

Date Sampled	TOC Elevation (feet)	Depth to Water (feet)	LPH Thickness (feet)	Ground-Water Elevation (feet)	Change in Elevation (feet)	TPH-G 8015 (µg/l)	TPH-G (GC/MS) (µg/l)	Benzene (µg/l)	Toluene (µg/l)	Ethyl-benzene (µg/l)	Total Xylenes (µg/l)	MTBE (8021B) (µg/l)	MTBE (8260B) (µg/l)	Comments
U-1														
7/13/1998	478.27	23.28	0	454.99	--	ND	--	ND	ND	ND	ND	ND	--	--
10/7/1998	478.27	26.43	0	451.84	-3.15	ND	--	ND	ND	ND	ND	ND	--	--
1/15/1999	478.27	30.42	0	447.85	-3.99	ND	--	ND	ND	ND	1.1	7.3	--	--
4/14/1999	478.27	24.21	0	454.06	6.21	ND	--	ND	ND	ND	ND	160	--	--
7/19/1999	478.27	27.10	0	451.17	-2.89	ND	--	ND	ND	ND	ND	92	--	--
10/12/1999	478.27	29.40	0	448.87	-2.30	ND	--	ND	ND	ND	ND	37	--	--
1/24/2000	478.27	27.90	0	450.37	1.50	ND	--	ND	ND	ND	ND	28	--	--
4/10/2000	478.27	26.16	0	452.11	1.74	ND	--	ND	0.930	ND	ND	ND	--	--
7/17/2000	478.27	28.04	0	450.23	-1.88	ND	--	ND	ND	ND	ND	160	--	--
10/2/2000	478.27	28.41	0	449.86	-0.37	ND	--	ND	ND	ND	ND	120	--	--
1/8/2001	478.27	28.68	0	449.59	-0.27	ND	--	ND	ND	ND	ND	103	--	--
4/3/2001	478.27	25.74	0	452.53	2.94	ND	--	ND	ND	ND	ND	55.1	--	--
7/2/2001	478.27	30.67	0	447.60	-4.93	ND	--	ND	ND	ND	ND	ND	--	--
10/8/2001	478.27	33.13	0	445.14	-2.46	ND<0.50	--	ND<0.50	ND<0.50	ND<0.50	ND<0.50	ND<5.0	--	--
1/3/2002	478.27	27.67	0	450.60	5.46	160	--	ND<0.50	0.51	ND<0.50	0.69	31	--	--
4/5/2002	478.27	29.40	0	448.87	-1.73	ND<0.50	--	ND<0.50	ND<0.50	ND<0.50	ND<0.50	60	--	--
7/2/2002	478.27	31.17	0	447.10	-1.77	--	1100	ND<0.50	1.7	0.73	130	--	35	--
10/1/2002	478.27	33.00	0	445.27	-1.83	--	120	ND<0.50	ND<0.50	ND<0.50	8.8	--	28	--
12/30/2002	478.27	22.03	0	456.24	10.97	--	ND<0.50	ND<0.50	ND<0.50	ND<0.50	1.2	--	90	--
5/2/2003	478.27	24.13	0	454.14	-2.10	--	ND<0.50	ND<0.50	ND<0.50	ND<0.50	ND<1.0	--	50	--
7/1/2003	478.27	25.35	0	452.92	-1.22	--	ND<0.50	ND<0.50	ND<0.50	ND<0.50	ND<1.0	--	ND<2.0	--
10/3/2003	478.27	27.24	0	451.03	-1.89	--	ND<0.50	ND<0.50	ND<0.50	ND<0.50	ND<1.0	--	ND<2.0	--
1/8/2004	478.27	22.67	0	455.60	4.57	--	54	ND<0.50	ND<0.50	ND<0.50	ND<1.0	--	5.5	--
4/15/2004	478.27	25.33	0	452.94	-2.66	--	ND<0.50	ND<0.50	ND<0.50	ND<0.50	ND<1.0	--	ND<0.50	--
7/15/2004	478.27	26.47	0	451.80	-1.14	--	ND<0.50	ND<0.50	ND<0.50	ND<0.50	ND<1.0	--	ND<0.50	--
12/8/2004	478.27	31.17	0	447.10	-4.70	--	ND<0.50	ND<0.50	ND<0.50	ND<0.50	ND<1.0	--	ND<0.50	--
3/23/2005	478.27	22.47	0	455.80	8.70	--	ND<0.50	ND<0.50	ND<0.50	ND<0.50	ND<1.0	--	ND<0.50	--
6/28/2005	478.27	25.37	0	452.90	-2.90	--	ND<0.50	ND<0.50	ND<0.50	ND<0.50	ND<1.0	--	ND<0.50	--
9/23/2005	478.27	29.15	0	449.12	-3.78	--	ND<0.50	ND<0.50	ND<0.50	ND<0.50	ND<1.0	--	ND<0.50	--
12/30/2005	478.27	23.69	0	454.58	5.46	--	ND<0.50	ND<0.50	ND<0.50	ND<0.50	ND<1.0	--	ND<0.50	--
3/24/2006	478.27	22.54	0	455.73	1.15	--	ND<0.50	ND<0.50	ND<0.50	ND<0.50	ND<1.0	--	1.6	--
6/26/2006	478.27	24.99	0	453.28	-2.45	--	ND<0.50	ND<0.50	ND<0.50	ND<0.50	ND<1.0	--	ND<0.50	--
9/26/2006	478.27	30.19	0	448.08	-5.20	--	ND<0.50	ND<0.50	ND<0.50	ND<0.50	ND<0.50	--	ND<0.50	--
11/21/2006	478.27	28.27	0	450.00	1.92	--	ND<0.50	ND<0.50	ND<0.50	ND<0.50	ND<0.50	--	ND<0.50	--

**Table 2
HISTORIC FLUID LEVELS AND SELECTED ANALYTICAL RESULTS**

**December 20, 2010
76 Station 4186**

Date Sampled	TOC Elevation (feet)	Depth to Water (feet)	LPH Thickness (feet)	Ground-Water Elevation (feet)	Change in Elevation (feet)	TPH-G 8015 (µg/l)	TPH-G (GC/MS) (µg/l)	Benzene (µg/l)	Toluene (µg/l)	Ethyl-benzene (µg/l)	Total Xylenes (µg/l)	MTBE (8021B) (µg/l)	MTBE (8260B) (µg/l)	Comments
3/26/2007	478.27	26.92	0	451.35	1.35	--	ND<50	ND<0.50	ND<0.50	ND<0.50	ND<0.50	--	ND<0.50	--
6/27/2007	478.27	30.78	0	447.49	-3.86	--	ND<50	ND<0.50	ND<0.50	ND<0.50	ND<0.50	--	ND<0.50	--
9/23/2007	478.27	33.17	0	445.10	-2.39	--	--	--	--	--	--	--	--	ough water to
12/20/2007	478.27	--	--	--	--	--	--	--	--	--	--	--	--	Dry well
3/17/2008	478.27	31.20	0	447.07	--	--	ND<50	ND<0.50	ND<0.50	ND<0.50	ND<1.0	--	ND<0.50	--
6/12/2008	478.27	--	--	--	--	--	--	--	--	--	--	--	--	Dry well
9/3/2008	478.27	--	--	--	--	--	--	--	--	--	--	--	--	Dry
12/3/2008	480.29	--	--	--	--	--	--	--	--	--	--	--	--	Dry
2/18/2009	480.29	--	--	--	--	--	--	--	--	--	--	--	--	Dry
6/11/2009	480.29	--	--	--	--	--	--	--	--	--	--	--	--	Dry
12/9/2009	480.29	--	--	--	--	--	--	--	--	--	--	--	--	Dry
6/15/2010	480.29	31.35	0	448.94	--	--	ND<50	ND<0.50	ND<0.50	ND<0.50	ND<1.0	--	ND<0.50	--
12/20/2010	480.29	28.90	0	451.39	2.45	--	ND<50	ND<0.50	ND<0.50	ND<0.50	ND<1.0	--	ND<0.50	--
U-2														
7/13/1998	477.44	23.52	0	453.92	--	1200	--	130	12	62	180	1100	--	--
10/7/1998	477.44	25.31	0	452.13	-1.79	ND	--	ND	ND	ND	ND	160	--	--
1/15/1999	477.44	30.22	0	447.22	-4.91	ND	--	ND	ND	ND	ND	280	--	--
4/14/1999	477.44	24.50	0	452.94	5.72	ND	--	ND	ND	ND	ND	460	--	--
7/19/1999	477.44	28.54	0	448.90	-4.04	ND	--	ND	ND	ND	ND	220	--	--
10/12/1999	477.44	30.48	0	446.96	-1.94	ND	--	ND	ND	ND	ND	160	--	--
1/24/2000	477.44	24.52	0	452.92	5.96	ND	--	ND	ND	ND	ND	150	--	--
4/10/2000	477.44	23.68	0	453.76	0.84	ND	--	ND	ND	ND	ND	177	--	--
7/17/2000	477.44	28.35	0	449.09	-4.67	ND	--	ND	ND	ND	ND	62.7	--	--
10/2/2000	477.44	28.72	0	448.72	-0.37	ND	--	ND	ND	ND	ND	52	--	--
1/8/2001	477.44	29.11	0	448.33	-0.39	ND	--	ND	ND	ND	ND	57.3	--	--
4/3/2001	477.44	25.95	0	451.49	3.16	ND	--	ND	ND	ND	ND	30.2	--	--
7/2/2001	477.44	29.01	0	448.43	-3.06	ND	--	ND	ND	ND	ND	16	--	--
10/8/2001	477.44	30.94	0	446.50	-1.93	ND<50	--	ND<0.50	ND<0.50	ND<0.50	ND<0.50	82	--	--
1/3/2002	477.44	27.33	0	450.11	3.61	260	--	7.7	11	1.7	15	42	--	--
4/5/2002	477.44	30.02	0	447.42	-2.69	ND<50	--	ND<0.50	ND<0.50	ND<0.50	ND<0.50	25	--	--
7/2/2002	477.44	31.23	0	446.21	-1.21	--	ND<50	ND<0.50	ND<0.50	ND<0.50	ND<1.0	--	ND<0.50	--
10/1/2002	477.44	32.00	0	445.44	-0.77	--	ND<50	ND<0.50	0.62	ND<0.50	ND<1.0	--	ND<2.0	--
12/30/2002	477.44	22.32	0	455.12	9.68	--	ND<50	ND<0.50	ND<0.50	ND<0.50	ND<1.0	--	ND<2.0	--
5/2/2003	477.44	25.92	0	451.52	-3.60	--	ND<50	ND<0.50	ND<0.50	ND<0.50	ND<1.0	--	ND<2.0	--
7/1/2003	477.44	24.99	0	452.45	0.93	--	ND<50	ND<0.50	ND<0.50	ND<0.50	ND<1.0	--	ND<2.0	--

**Table 2
HISTORICT FLUID LEVELS AND SELECTED ANALYTICAL RESULTS**

**December 20, 2010
76 Station 4186**

Date Sampled	TOC Elevation (feet)	Depth to Water (feet)	LPH Thickness (feet)	Ground-Water Elevation (feet)	Change in Elevation (feet)	TPH-G 8015 (µg/l)	TPH-G (GC/MS) (µg/l)	Benzene (µg/l)	Toluene (µg/l)	Ethyl-benzene (µg/l)	Total Xylenes (µg/l)	MTBE (8021B) (µg/l)	MTBE (8260B) (µg/l)	Comments
10/3/2003	477.44	25.31	0	452.13	-0.32	--	ND<50	ND<0.50	ND<0.50	ND<0.50	ND<1.0	--	ND<2.0	--
1/8/2004	477.44	21.94	0	455.50	3.37	--	ND<50	ND<0.50	ND<0.50	0.51	ND<1.0	--	ND<2.0	--
4/15/2004	477.44	25.20	0	452.24	-3.26	--	ND<50	ND<0.50	ND<0.50	ND<0.50	ND<1.0	--	ND<0.50	--
7/15/2004	477.44	24.45	0	452.99	0.75	--	ND<50	ND<0.50	ND<0.50	ND<0.50	ND<1.0	--	ND<0.50	--
12/8/2004	477.44	29.89	0	447.55	-5.44	--	ND<50	ND<0.50	ND<0.50	ND<0.50	ND<1.0	--	ND<0.50	--
3/23/2005	477.44	22.00	0	455.44	7.89	--	ND<50	ND<0.50	ND<0.50	ND<0.50	1.1	--	ND<0.50	--
6/28/2005	477.44	25.30	0	452.14	-3.30	--	ND<50	ND<0.50	ND<0.50	ND<0.50	ND<1.0	--	ND<0.50	--
9/23/2005	477.44	28.25	0	449.19	-2.95	--	ND<50	ND<0.50	ND<0.50	ND<0.50	ND<1.0	--	ND<0.50	--
12/30/2005	477.44	24.33	0	453.11	3.92	--	ND<50	ND<0.50	ND<0.50	ND<0.50	ND<1.0	--	ND<0.50	--
3/24/2006	477.44	22.34	0	455.10	1.99	--	ND<50	ND<0.50	ND<0.50	ND<0.50	ND<1.0	--	ND<0.50	--
6/26/2006	477.44	23.15	0	454.29	-0.81	--	ND<50	ND<0.50	ND<0.50	ND<0.50	ND<1.0	--	ND<0.50	--
9/26/2006	477.44	28.52	0	448.92	-5.37	--	ND<50	ND<0.50	ND<0.50	ND<0.50	ND<0.50	--	ND<0.50	--
11/21/2006	477.44	25.85	0	451.59	2.67	--	ND<50	ND<0.50	ND<0.50	ND<0.50	ND<0.50	--	ND<0.50	--
3/26/2007	477.44	25.62	0	451.82	0.23	--	ND<50	ND<0.50	ND<0.50	ND<0.50	ND<0.50	--	ND<0.50	--
6/27/2007	477.44	28.37	0	449.07	-2.75	--	ND<50	ND<0.50	ND<0.50	ND<0.50	ND<0.50	--	ND<0.50	--
9/23/2007	477.44	31.40	0	446.04	-3.03	--	ND<50	ND<0.50	ND<0.50	ND<0.50	ND<0.50	--	ND<0.50	--
12/20/2007	477.44	--	--	--	--	--	--	--	--	--	--	--	--	Dry well
3/17/2008	477.44	30.45	0	446.99	--	--	ND<50	ND<0.50	ND<0.50	ND<0.50	ND<1.0	--	ND<0.50	--
6/12/2008	477.44	--	--	--	--	--	--	--	--	--	--	--	--	Dry well
9/3/2008	477.44	--	--	--	--	--	--	--	--	--	--	--	--	Dry
12/3/2008	479.45	--	--	--	--	--	--	--	--	--	--	--	--	Dry
2/18/2009	479.45	--	--	--	--	--	--	--	--	--	--	--	--	Dry
6/11/2009	479.45	--	--	--	--	--	--	--	--	--	--	--	--	Dry
12/9/2009	479.45	--	--	--	--	--	--	--	--	--	--	--	--	Dry
6/15/2010	479.45	30.78	0	448.67	--	--	ND<50	ND<0.50	ND<0.50	ND<0.50	ND<1.0	--	ND<0.50	--
12/20/2010	479.45	25.99	0	453.46	4.79	--	ND<50	ND<0.50	ND<0.50	ND<0.50	ND<1.0	--	ND<0.50	--
U-3														
7/13/1998	478.46	23.82	0	454.64	--	70000	--	3100	5500	2700	16000	7500	--	--
10/7/1998	478.46	25.64	0	452.82	-1.82	54000	--	5000	1100	3100	14000	6100	--	--
1/15/1999	478.46	30.92	0	447.54	-5.28	41000	--	3100	ND	1800	3800	15000	--	--
4/14/1999	478.46	24.48	0	453.98	6.44	33000	--	86	290	2200	7800	39000	--	--
7/19/1999	478.46	28.46	0	450.00	-3.98	48000	--	3900	2500	3600	14000	12000	16000	--
10/12/1999	478.46	30.39	0	448.07	-1.93	35000	--	4200	ND	2300	1800	22000	8300	--
1/24/2000	478.46	23.43	0	455.03	6.96	13000	--	260	ND	770	3200	53000	42000	--
4/10/2000	478.46	23.31	0	455.15	0.12	35200	--	1070	241	2820	8850	35600	40900	--

**Table 2
HISTORICT FLUID LEVELS AND SELECTED ANALYTICAL RESULTS**

**December 20, 2010
76 Station 4186**

Date Sampled	TOC Elevation (feet)	Depth to Water (feet)	LPH Thickness (feet)	Ground-Water Elevation (feet)	Change in Elevation (feet)	TPH-G 8015 (µg/l)	TPH-G (GC/MS) (µg/l)	Benzene (µg/l)	Toluene (µg/l)	Ethyl-benzene (µg/l)	Total Xylenes (µg/l)	MTBE (8021B) (µg/l)	MTBE (8260B) (µg/l)	Comments
7/17/2000	478.46	27.53	0	450.93	-4.22	29000	--	3570	525	3180	5660	22500	21000	--
10/2/2000	478.46	28.19	0	450.27	-0.66	11000	--	2100	31	2000	780	25000	28000	--
1/8/2001	478.46	29.85	0	448.61	-1.66	33600	--	3060	427	3040	4190	24700	30900	--
4/3/2001	478.46	24.98	0	453.48	4.87	5390	--	660	10.8	304	356	15200	19300	--
7/2/2001	478.46	31.35	0	447.11	-6.37	13000	--	1200	58	1300	930	25000	26000	--
10/8/2001	478.46	32.69	0	445.77	-1.34	6100	--	500	ND<10	570	130	23000	22000	--
1/3/2002	478.46	23.73	0	454.73	8.96	9900	--	700	130	24	1000	14000	12000	--
4/5/2002	477.44	28.27	0	449.17	-5.56	9800	--	1100	180	220	1400	16000	30000	--
7/2/2002	478.46	29.71	0	448.75	-0.42	--	ND<25000	ND<250	ND<250	ND<250	ND<500	12000	12000	--
10/1/2002	478.46	31.18	0	447.28	-1.47	--	ND<25000	ND<250	ND<250	ND<250	ND<500	12000	12000	--
12/30/2002	478.46	21.62	0	456.84	9.56	--	23000	330	170	870	4900	18000	18000	--
5/2/2003	478.46	23.11	0	455.35	-1.49	--	19000	280	ND<50	880	1500	15000	15000	--
7/1/2003	478.46	24.89	0	453.57	-1.78	--	19000	120	ND<100	180	880	22000	22000	--
10/3/2003	478.46	26.59	0	451.87	-1.70	--	20000	170	ND<50	250	730	--	16000	--
1/8/2004	478.46	21.92	0	456.54	4.67	--	17000	250	ND<100	770	1500	--	9700	--
4/15/2004	478.46	23.59	0	454.87	-1.67	--	4600	ND<25	ND<25	36	100	--	3700	--
7/15/2004	478.46	24.80	0	453.66	-1.21	--	2700	ND<25	ND<25	ND<25	ND<50	--	3400	--
12/8/2004	478.46	29.13	0	449.33	-4.33	--	12000	ND<50	ND<50	250	140	--	13000	--
3/23/2005	478.46	21.64	0	456.82	7.49	--	21000	94	ND<50	630	1200	--	6200	--
6/28/2005	478.46	24.57	0	453.89	-2.93	--	6600	24	0.64	150	70	--	4700	--
9/23/2005	478.46	27.64	0	450.82	-3.07	--	6000	31	ND<25	150	ND<50	--	8900	--
12/30/2005	478.46	23.96	0	454.50	3.68	--	390	ND<0.50	ND<0.50	ND<0.50	ND<1.0	--	840	--
3/24/2006	478.46	22.52	0	455.94	1.44	--	2700	28	ND<5.0	57	120	--	690	--
6/26/2006	478.46	23.89	0	454.57	-1.37	--	2000	51	0.77	84	45	--	560	--
9/26/2006	478.46	28.08	0	450.38	-4.19	--	1200	20	ND<2.5	5.2	2.8	--	170	--
11/21/2006	478.46	27.23	0	451.23	0.85	--	1500	22	ND<5.0	5.8	ND<5.0	--	180	--
3/26/2007	478.46	25.27	0	453.19	1.96	--	3900	65	0.61	50	160	--	95	--
6/27/2007	478.46	27.51	0	450.95	-2.24	--	1400	29	ND<0.50	5.6	2.3	--	170	--
9/23/2007	478.46	31.70	0	446.76	-4.19	--	1600	16	0.61	2.7	3.7	--	88	--
12/20/2007	478.46	--	--	--	--	--	--	--	--	--	--	--	--	--
3/17/2008	478.46	28.84	0	449.62	--	--	1400	17	ND<1.0	2.3	ND<2.0	--	150	--
6/12/2008	478.46	31.23	0	447.23	-2.39	--	770	4.1	ND<1.0	ND<1.0	ND<2.0	--	27	--
9/3/2008	478.46	--	--	--	--	--	--	--	--	--	--	--	--	--
12/3/2008	480.48	--	--	--	--	--	--	--	--	--	--	--	--	--
2/18/2009	480.48	--	--	--	--	--	--	--	--	--	--	--	--	--

**Table 2
HISTORICT FLUID LEVELS AND SELECTED ANALYTICAL RESULTS**

**December 20, 2010
76 Station 4186**

Date Sampled	TOC Elevation (feet)	Depth to Water (feet)	LPH Thickness (feet)	Ground-Water Elevation (feet)	Change in Elevation (feet)	TPH-G 8015 (µg/l)	TPH-G (GC/MS) (µg/l)	Benzene (µg/l)	Toluene (µg/l)	Ethyl-benzene (µg/l)	Total Xylenes (µg/l)	MTBE (8021B) (µg/l)	MTBE (8260B) (µg/l)	Comments
6/11/2009	480.48	--	--	--	--	--	--	--	--	--	--	--	--	Dry
12/9/2009	480.48	31.73	0	448.75	--	--	1100	4.2	ND<0.50	2.1	2.9	--	62	--
6/15/2010	480.48	29.91	0	450.57	1.82	--	810	5.5	ND<1.0	ND<1.0	ND<2.0	--	48	--
12/20/2010	480.48	29.58	0	450.90	0.33	--	1100	5.1	ND<0.50	ND<0.50	ND<1.0	--	49	--
U-4														
4/3/2001	476.93	31.63	0	445.30	--	ND	--	ND	ND	ND	ND	37.8	38.2	--
7/2/2001	476.93	37.96	0	438.97	-6.33	ND	--	ND	ND	ND	ND	ND	5.3	--
10/8/2001	476.93	44.24	0	432.69	-6.28	--	--	--	--	--	--	--	--	ough water to
1/3/2002	476.93	36.15	0	440.78	8.09	100	--	ND<0.50	ND<0.50	ND<0.50	ND<0.50	10	8.5	--
4/5/2002	476.93	37.64	0	439.29	-1.49	ND<50	--	0.50	ND<0.50	ND<0.50	ND<0.50	4.1	--	--
7/2/2002	476.93	36.85	0	440.08	0.79	--	67	ND<0.50	ND<0.50	ND<0.50	ND<1.0	--	12	--
10/1/2002	476.93	38.54	0	438.39	-1.69	--	ND<50	ND<0.50	ND<0.50	ND<0.50	ND<1.0	--	9.8	--
12/30/2002	476.93	32.64	0	444.29	5.90	--	ND<50	ND<0.50	ND<0.50	ND<0.50	ND<1.0	--	25	--
5/2/2003	476.93	31.40	0	445.53	1.24	--	ND<50	ND<0.50	ND<0.50	ND<0.50	ND<1.0	--	4.1	--
7/1/2003	476.93	33.60	0	443.33	-2.20	--	ND<50	ND<0.50	ND<0.50	ND<0.50	ND<1.0	--	2.1	--
10/3/2003	476.93	37.63	0	439.30	-4.03	--	ND<50	ND<0.50	ND<0.50	ND<0.50	ND<1.0	--	9.1	--
1/8/2004	476.93	29.23	0	447.70	8.40	--	ND<50	0.55	ND<0.50	1.6	3.7	--	2.5	--
4/15/2004	476.93	29.80	0	447.13	-0.57	--	ND<50	ND<0.50	ND<0.50	ND<0.50	ND<1.0	--	5.2	--
7/15/2004	476.93	35.05	0	441.88	-5.25	--	ND<50	ND<0.50	ND<0.50	ND<0.50	ND<1.0	--	5.1	--
12/8/2004	476.93	35.10	0	441.83	-0.05	--	ND<50	ND<0.50	ND<0.50	ND<0.50	ND<1.0	--	3.0	--
3/23/2005	476.93	25.38	0	451.55	9.72	--	ND<50	ND<0.50	ND<0.50	1.3	1.2	--	0.65	--
6/28/2005	476.93	28.67	0	448.26	-3.29	--	34J	ND<0.50	0.15J	ND<0.50	ND<1.0	--	0.23J	--
9/23/2005	476.93	32.25	0	444.68	-3.58	--	ND<50	ND<0.50	ND<0.50	ND<0.50	ND<1.0	--	11	--
12/30/2005	476.93	31.02	0	445.91	1.23	--	ND<50	ND<0.50	ND<0.50	ND<0.50	ND<1.0	--	17	--
3/24/2006	476.93	26.51	0	450.42	4.51	--	ND<50	ND<0.50	ND<0.50	ND<0.50	4.4	--	21	--
6/26/2006	476.93	27.98	0	448.95	-1.47	--	63	ND<0.50	ND<0.50	0.56	ND<1.0	--	11	--
9/26/2006	476.93	33.72	0	443.21	-5.74	--	ND<50	ND<0.50	ND<0.50	ND<0.50	ND<0.50	--	13	--
11/21/2006	476.93	33.43	0	443.50	0.29	--	ND<50	ND<0.50	ND<0.50	ND<0.50	ND<0.50	--	ND<0.50	--
3/26/2007	476.93	30.52	0	446.41	2.91	--	ND<50	ND<0.50	ND<0.50	ND<0.50	ND<0.50	--	ND<0.50	--
6/27/2007	476.93	38.20	0	438.73	-7.68	--	ND<50	ND<0.50	ND<0.50	ND<0.50	ND<0.50	--	0.78	--
9/23/2007	476.93	--	--	--	--	--	--	--	--	--	--	--	--	parked over
12/20/2007	476.93	--	--	--	--	--	--	--	--	--	--	--	--	Dry well
3/17/2008	476.93	34.18	0	442.75	--	--	71	ND<0.50	ND<0.50	ND<0.50	ND<1.0	--	4.9	--
6/12/2008	476.93	39.50	0	437.43	-5.32	--	71	ND<0.50	ND<0.50	ND<0.50	ND<1.0	--	7.5	--
9/3/2008	476.93	--	--	--	--	--	--	--	--	--	--	--	--	Dry

**Table 2
HISTORIC FLUID LEVELS AND SELECTED ANALYTICAL RESULTS**

**December 20, 2010
76 Station 4186**

Date Sampled	TOC Elevation (feet)	Depth to Water (feet)	LPH Thickness (feet)	Ground-Water Elevation (feet)	Change in Elevation (feet)	TPH-G 8015 (µg/l)	TPH-G (GC/MS) (µg/l)	Benzene (µg/l)	Toluene (µg/l)	Ethyl-benzene (µg/l)	Total Xylenes (µg/l)	MTBE (8021B) (µg/l)	MTBE (8260B) (µg/l)	Comments
12/3/2008	478.95	--	--	--	--	--	--	--	--	--	--	--	--	Dry
2/18/2009	478.95	--	--	--	--	--	--	--	--	--	--	--	--	Dry
6/11/2009	478.95	--	--	--	--	--	--	--	--	--	--	--	--	Dry
12/9/2009	478.95	40.98	0	437.97	--	--	ND<50	ND<0.50	ND<0.50	ND<0.50	ND<1.0	--	3.3	--
6/15/2010	478.95	33.90	0	445.05	7.08	--	ND<50	ND<0.50	ND<0.50	ND<0.50	ND<1.0	--	ND<0.50	--
12/20/2010	478.95	34.57	0	444.38	-0.67	--	ND<50	ND<0.50	ND<0.50	ND<0.50	ND<1.0	--	7.5	--
U-5														
4/3/2001	476.51	31.75	0	444.76	--	ND	--	ND	0.728	ND	0.993	54.8	55.4	--
7/2/2001	476.51	38.68	0	437.83	-6.93	ND	--	ND	ND	ND	ND	88	94	--
10/8/2001	476.51	46.31	0	430.20	-7.63	ND<50	--	ND<0.50	ND<0.50	ND<0.50	ND<0.50	37	54	--
1/3/2002	476.51	36.55	0	439.96	9.76	ND<50	--	ND<0.50	0.59	ND<0.50	0.91	51	53	--
4/5/2002	476.51	37.83	0	438.68	-1.28	ND<50	--	ND<0.50	ND<0.50	ND<0.50	ND<0.50	37	--	--
7/2/2002	476.51	36.92	0	439.59	0.91	--	ND<50	ND<0.50	ND<0.50	ND<0.50	ND<1.0	--	43	--
10/1/2002	476.51	--	--	--	--	--	--	--	--	--	--	--	--	--
12/30/2002	476.51	--	--	--	--	--	--	--	--	--	--	--	--	--
5/2/2003	476.51	31.55	0	444.96	--	--	ND<50	ND<0.50	ND<0.50	ND<0.50	ND<1.0	--	18	--
7/1/2003	476.51	33.83	0	442.68	-2.28	--	73	ND<0.50	ND<0.50	ND<0.50	ND<1.0	--	46	--
10/3/2003	476.51	37.72	0	438.79	-3.89	--	58	ND<0.50	ND<0.50	ND<0.50	ND<1.0	--	44	--
1/8/2004	476.51	29.21	0	447.30	8.51	--	ND<50	ND<0.50	ND<0.50	1.1	2.7	--	17	--
4/15/2004	476.51	30.05	0	446.46	-0.84	--	57	ND<0.50	ND<0.50	ND<0.50	ND<1.0	--	37	--
7/15/2004	476.51	35.15	0	441.36	-5.10	--	60	ND<0.50	ND<0.50	ND<0.50	ND<1.0	--	27	--
12/8/2004	476.51	35.33	0	441.18	-0.18	--	62	ND<0.50	ND<0.50	ND<0.50	ND<1.0	--	39	--
3/23/2005	476.51	25.45	0	451.06	9.88	--	ND<50	ND<0.50	ND<0.50	0.51	ND<1.0	--	4.5	--
6/28/2005	476.51	28.90	0	447.61	-3.45	--	73	ND<0.50	ND<0.50	ND<0.50	ND<1.0	--	40	--
9/23/2005	476.51	33.01	0	443.50	-4.11	--	ND<50	ND<0.50	ND<0.50	ND<0.50	ND<1.0	--	53	--
12/30/2005	476.51	30.96	0	445.55	2.05	--	ND<50	ND<0.50	ND<0.50	ND<0.50	ND<1.0	--	72	--
3/24/2006	476.51	22.42	0	454.09	8.54	--	2400	13	ND<5.0	48	58	--	54	--
6/26/2006	476.51	29.31	0	447.20	-6.89	--	72	ND<0.50	ND<0.50	ND<0.50	ND<1.0	--	82	--
9/26/2006	476.51	34.35	0	442.16	-5.04	--	ND<50	ND<0.50	ND<0.50	ND<0.50	ND<0.50	--	51	--
11/21/2006	476.51	32.43	0	444.08	1.92	--	ND<50	ND<0.50	ND<0.50	ND<0.50	ND<0.50	--	25	--
3/26/2007	476.51	31.20	0	445.31	1.23	--	ND<50	ND<0.50	ND<0.50	ND<0.50	ND<0.50	--	29	--
6/27/2007	476.51	38.62	0	437.89	-7.42	--	ND<50	ND<0.50	ND<0.50	ND<0.50	ND<0.50	--	30	--
9/23/2007	476.51	--	--	--	--	--	--	--	--	--	--	--	--	--
12/20/2007	476.51	--	--	--	--	--	--	--	--	--	--	--	--	--
3/17/2008	476.51	34.28	0	442.23	--	--	ND<50	ND<0.50	ND<0.50	ND<0.50	ND<1.0	--	25	--

**Table 2
HISTORIC FLUID LEVELS AND SELECTED ANALYTICAL RESULTS**

**December 20, 2010
76 Station 4186**

Date Sampled	TOC Elevation (feet)	Depth to Water (feet)	LPH Thickness (feet)	Ground-Water Elevation (feet)	Change in Elevation (feet)	TPH-G 8015 (µg/l)	TPH-G (GC/MS) (µg/l)	Benzene (µg/l)	Toluene (µg/l)	Ethyl-benzene (µg/l)	Total Xylenes (µg/l)	MTBE (8021B) (µg/l)	MTBE (8260B) (µg/l)	Comments
6/12/2008	476.51	39.90	0	436.61	-5.62	--	55	ND<0.50	ND<0.50	ND<0.50	ND<1.0	--	28	--
9/3/2008	476.51	--	--	--	--	--	--	--	--	--	--	--	--	Dry
12/3/2008	478.52	--	--	--	--	--	--	--	--	--	--	--	--	Dry
2/18/2009	478.52	--	--	--	--	--	--	--	--	--	--	--	--	Dry
6/11/2009	478.52	--	--	--	--	--	--	--	--	--	--	--	--	Dry
12/9/2009	478.52	41.35	0	437.17	--	--	83	ND<0.50	ND<0.50	ND<0.50	ND<1.0	--	41	--
6/15/2010	478.52	33.83	0	444.69	7.52	--	50	ND<0.50	ND<0.50	ND<0.50	ND<1.0	--	76	--
12/20/2010	478.52	34.67	0	443.85	-0.84	--	51	ND<0.50	ND<0.50	ND<0.50	ND<1.0	--	52	--
U-6														
1/3/2002	478.38	33.99	0	444.39	--	5000	--	36	ND<25	260	450	ND<250	ND<10	--
4/5/2002	478.38	36.18	0	442.20	-2.19	1300	--	16	ND<5.0	54	ND<5.0	ND<25	--	--
7/2/2002	478.38	36.33	0	442.05	-0.15	--	1100	1.4	ND<0.50	16	ND<1.0	--	0.94	--
10/1/2002	478.38	37.70	0	440.68	-1.37	--	2000	5.4	ND<0.50	62	ND<1.0	--	2.6	--
12/30/2002	478.38	31.63	0	446.75	6.07	--	130	ND<0.50	ND<0.50	2.3	ND<1.0	--	ND<2.0	--
5/2/2003	478.38	31.49	0	446.89	0.14	--	150	ND<0.50	ND<0.50	1.8	1.7	--	82	--
7/1/2003	478.38	32.88	0	445.50	-1.39	--	190	1.8	ND<0.50	9.4	8.7	--	36	--
10/3/2003	478.38	36.54	0	441.84	-3.66	--	ND<10000	140	ND<100	940	560	--	ND<400	--
1/8/2004	478.38	30.45	0	447.93	6.09	--	3500	29	32	90	89	--	27	--
4/15/2004	478.38	29.48	0	448.90	0.97	--	2400	19	ND<2.5	91	53	--	16	--
7/15/2004	478.38	34.30	0	444.08	-4.82	--	8500	150	5.7	970	560	--	24	--
12/8/2004	478.38	34.80	0	443.58	-0.50	--	2700	16	ND<2.5	28	ND<5.0	--	10	--
3/23/2005	478.38	25.08	0	453.30	9.72	--	960	2.7	ND<0.50	9.6	4.8	--	2.5	--
6/28/2005	478.38	28.75	0	449.63	-3.67	--	12000	120	4.9	930	780	--	21	--
9/23/2005	478.38	32.38	0	446.00	-3.63	--	5200	78	ND<25	540	230	--	34	--
12/30/2005	478.38	30.43	0	447.95	1.95	--	2400	15	0.67	99	12	--	3.5	--
3/24/2006	478.38	25.94	0	452.44	4.49	--	4300	52	ND<5.0	440	160	--	11	--
6/26/2006	478.38	28.07	0	450.31	-2.13	--	5300	59	ND<5.0	520	300	--	ND<5.0	--
9/26/2006	478.38	33.31	0	445.07	-5.24	--	7400	78	ND<5.0	490	160	--	6.4	--
11/21/2006	478.38	31.65	0	446.73	1.66	--	1500	5.5	ND<0.50	37	2.4	--	1.4	--
3/26/2007	478.38	29.25	0	449.13	2.40	--	480	ND<0.50	ND<0.50	ND<0.50	ND<0.50	--	0.50	--
6/27/2007	478.38	35.09	0	443.29	-5.84	--	110	1.2	ND<0.50	1.3	ND<0.50	--	0.86	--
9/23/2007	478.38	--	--	--	--	--	--	--	--	--	--	--	--	Dry well
12/20/2007	478.38	--	--	--	--	--	--	--	--	--	--	--	--	Dry well
3/17/2008	478.38	33.82	0	444.56	--	--	580	1.5	ND<0.50	3.2	ND<1.0	--	ND<0.50	--
6/12/2008	478.38	38.16	0	440.22	-4.34	--	2100	11	0.79	27	2.3	--	1.1	--

**Table 2
HISTORIC FLUID LEVELS AND SELECTED ANALYTICAL RESULTS**

**December 20, 2010
76 Station 4186**

Date Sampled	TOC Elevation (feet)	Depth to Water (feet)	LPH Thickness (feet)	Ground-Water Elevation (feet)	Change in Elevation (feet)	TPH-G 8015 (µg/l)	TPH-G (GC/MS) (µg/l)	Benzene (µg/l)	Toluene (µg/l)	Ethyl-benzene (µg/l)	Total Xylenes (µg/l)	MTBE (8021B) (µg/l)	MTBE (8260B) (µg/l)	Comments
9/3/2008	478.38	--	--	--	--	--	--	--	--	--	--	--	--	Dry
12/3/2008	480.40	--	--	--	--	--	--	--	--	--	--	--	--	Dry
2/18/2009	480.40	--	--	--	--	--	--	--	--	--	--	--	--	Dry
6/11/2009	480.40	--	--	--	--	--	--	--	--	--	--	--	--	Dry
12/9/2009	480.40	--	--	--	--	--	--	--	--	--	--	--	--	Dry
6/15/2010	480.40	33.37	0	447.03	--	--	1900	35	2.7	50	7.1	--	14	--
12/20/2010	480.40	34.49	0	445.91	-1.12	--	2000	29	2.9	94	10	--	12	--
U-7														
1/3/2002	478.74	32.43	0	446.31	--	3100	--	93	ND<10	35	73	140	130	--
4/5/2002	478.74	34.06	0	444.68	-1.63	630	--	22	0.53	2.6	ND<0.50	45	--	--
7/2/2002	478.74	35.28	0	443.46	-1.22	--	1100	21	ND<0.50	6.9	ND<1.0	--	60	--
10/1/2002	478.74	37.70	0	441.04	-2.42	--	1700	11	ND<0.50	3.1	ND<1.0	--	25	--
12/30/2002	478.74	31.93	0	446.81	5.77	--	4600	41	5.3	32	13	--	34	--
5/2/2003	478.74	31.81	0	446.93	0.12	--	3000	17	2.7	14	5.1	--	42	--
7/1/2003	478.74	33.47	0	445.27	-1.66	--	2300	11	0.53	8.0	1.5	--	35	--
10/3/2003	478.74	35.84	0	442.90	-2.37	--	6500	30	ND<5.0	41	ND<10	--	53	--
1/8/2004	478.74	30.35	0	448.39	5.49	--	1600	4.0	ND<1.0	4.2	8.7	--	56	--
4/15/2004	478.74	29.03	0	449.71	1.32	--	3600	22	1.3	64	40	--	57	--
7/15/2004	478.74	33.52	0	445.22	-4.49	--	4700	15	1.2	59	57	--	50	--
12/8/2004	478.74	34.68	0	444.06	-1.16	--	5800	26	1.9	63	27	--	52	--
3/23/2005	478.74	24.49	0	454.25	10.19	--	5600	18	1.3	42	14	--	39	--
6/28/2005	478.74	28.83	0	449.91	-4.34	--	5400	16	1.1	35	10	--	45	--
9/23/2005	478.74	32.35	0	446.39	-3.52	--	2400	13	1.3	31	6.9	--	46	--
12/30/2005	478.74	30.18	0	448.56	2.17	--	2500	11	1.1	28	4.3	--	35	--
3/24/2006	478.74	25.06	0	453.68	5.12	--	ND<50	ND<0.50	ND<0.50	ND<0.50	ND<1.0	--	32	--
6/26/2006	478.74	28.30	0	450.44	-3.24	--	2500	11	1.1	45	15	--	55	--
9/26/2006	478.74	33.47	0	445.27	-5.17	--	2300	7.8	0.84	17	2.1	--	61	--
11/21/2006	478.74	31.66	0	447.08	1.81	--	3000	15	1.1	26	2.2	--	69	--
3/26/2007	478.74	29.82	0	448.92	1.84	--	2200	1.2	ND<0.50	ND<0.50	ND<0.50	--	70	--
6/27/2007	478.74	36.59	0	442.15	-6.77	--	590	5.8	ND<0.50	3.3	0.94	--	100	--
9/23/2007	478.74	44.05	0	434.69	-7.46	--	--	--	--	--	--	--	--	ough water to
12/20/2007	478.74	--	--	--	--	--	--	--	--	--	--	--	--	Dry well
3/17/2008	478.74	33.83	0	444.91	--	--	1200	1.9	ND<0.50	0.82	ND<1.0	--	27	--
6/12/2008	478.74	38.56	0	440.18	-4.73	--	1200	1.9	ND<0.50	1.1	ND<1.0	--	40	--
9/3/2008	478.74	--	--	--	--	--	--	--	--	--	--	--	--	Dry

**Table 2
HISTORICT FLUID LEVELS AND SELECTED ANALYTICAL RESULTS**

**December 20, 2010
76 Station 4186**

Date Sampled	TOC Elevation (feet)	Depth to Water (feet)	LPH Thickness (feet)	Ground-Water Elevation (feet)	Change in Elevation (feet)	TPH-G 8015 (µg/l)	TPH-G (GC/MS) (µg/l)	Benzene (µg/l)	Toluene (µg/l)	Ethyl-benzene (µg/l)	Total Xylenes (µg/l)	MTBE (8021B) (µg/l)	MTBE (8260B) (µg/l)	Comments
12/3/2008	480.78	--	--	--	--	--	--	--	--	--	--	--	--	Dry
2/18/2009	480.78	--	--	--	--	--	--	--	--	--	--	--	--	Dry
6/11/2009	480.78	38.80	0	441.98	--	--	1100	2.4	0.80	3.2	ND<1.0	--	8.2	--
12/9/2009	480.78	37.08	0	443.70	1.72	--	1200	2.8	0.72	5.3	1.5	--	8.1	--
6/15/2010	480.78	33.84	0	446.94	3.24	--	1700	4.3	1.7	24	1.2	--	26	--
12/20/2010	480.78	33.53	0	447.25	0.31	--	1600	2.9	0.83	7.9	ND<1.0	--	13	--
U-8														
12/3/2008	480.43	--	--	--	--	--	--	--	--	--	--	--	--	Dry
2/18/2009	480.43	--	--	--	--	--	--	--	--	--	--	--	--	Dry
6/11/2009	480.43	--	--	--	--	--	--	--	--	--	--	--	--	Dry
12/9/2009	480.43	38.22	0	442.21	--	--	7200	42	ND<2.5	50	250	--	ND<2.5	--
6/15/2010	480.43	32.91	0	447.52	5.31	--	2000	22	1.3	12	4.2	--	ND<1.0	--
12/20/2010	480.43	29.57	0	450.86	3.34	--	2400	11	ND<1.0	22	12	--	ND<1.0	--
U-9														
12/3/2008	479.39	--	--	--	--	--	--	--	--	--	--	--	--	Dry
2/18/2009	479.39	--	--	--	--	--	--	--	--	--	--	--	--	Dry
6/11/2009	479.39	--	--	--	--	--	--	--	--	--	--	--	--	Dry
12/9/2009	479.39	40.70	0	438.69	--	--	8800	51	ND<0.50	300	74	--	23	--
6/15/2010	479.39	33.64	0	445.75	7.06	--	2000	10	2.1	61	18	--	4.9	--
12/20/2010	479.39	32.35	0	447.04	1.29	--	1900	7.0	2.0	45	9.7	--	4.3	--
U-10														
12/3/2008	480.51	--	--	--	--	--	--	--	--	--	--	--	--	Dry
2/18/2009	480.51	--	--	--	--	--	--	--	--	--	--	--	--	Dry
6/11/2009	480.51	44.30	0	436.21	--	--	1400	15	1.1	12	12	--	88	--
12/9/2009	480.51	41.45	0	439.06	2.85	--	4300	280	71	180	900	--	320	--
6/15/2010	480.51	34.42	0	446.09	7.03	--	12000	550	70	780	1400	--	530	--
12/20/2010	480.51	34.32	0	446.19	0.10	--	2100	79	2.4	98	33	--	98	--
U-11														
12/3/2008	480.34	--	--	--	--	--	--	--	--	--	--	--	--	Dry
2/18/2009	480.34	--	--	--	--	--	--	--	--	--	--	--	--	Dry
6/11/2009	480.34	43.18	0	437.16	--	--	1200	0.93	ND<0.50	ND<0.50	ND<1.0	--	2500	--
12/9/2009	480.34	39.62	0	440.72	3.56	--	1300	ND<2.5	ND<2.5	ND<2.5	ND<5.0	--	2100	--
6/15/2010	480.34	32.41	0	447.93	7.21	--	2800	ND<12	ND<12	21	ND<25	--	3600	--
12/20/2010	480.34	32.66	0	447.68	-0.25	--	1700	ND<10	ND<10	ND<10	ND<20	--	1400	--

U-12

Table 2
HISTORICT FLUID LEVELS AND SELECTED ANALYTICAL RESULTS

December 20, 2010
76 Station 4186

Date Sampled	TOC Elevation (feet)	Depth to Water (feet)	LPH Thickness (feet)	Ground-Water Elevation (feet)	Change in Elevation (feet)	TPH-G 8015 (µg/l)	TPH-G (GC/MS) (µg/l)	Benzene (µg/l)	Toluene (µg/l)	Ethyl-benzene (µg/l)	Total Xylenes (µg/l)	MTBE (8021B) (µg/l)	MTBE (8260B) (µg/l)	Comments
12/3/2008	480.75	50.08	0	430.67	--	--	ND<50	ND<0.50	ND<0.50	ND<0.50	ND<1.0	--	ND<0.50	--
2/18/2009	480.75	46.10	0	434.65	3.98	--	ND<50	ND<0.50	ND<0.50	ND<0.50	ND<1.0	--	ND<0.50	--
6/11/2009	480.75	45.85	0	434.90	0.25	--	ND<50	ND<0.50	ND<0.50	ND<0.50	ND<1.0	--	ND<0.50	--
12/9/2009	480.75	40.74	0	440.01	5.11	--	ND<50	ND<0.50	ND<0.50	ND<0.50	ND<1.0	--	ND<0.50	--
6/15/2010	480.75	33.53	0	447.22	7.21	--	ND<50	ND<0.50	ND<0.50	ND<0.50	ND<1.0	--	ND<0.50	--
12/20/2010	480.75	34.02	0	446.73	-0.49	--	ND<50	ND<0.50	ND<0.50	ND<0.50	ND<1.0	--	ND<0.50	--
U-13														
12/3/2008	480.31	50.74	0	429.57	--	--	ND<50	ND<0.50	ND<0.50	ND<0.50	ND<1.0	--	0.85	--
2/18/2009	480.31	45.87	0	434.44	4.87	--	ND<50	ND<0.50	ND<0.50	ND<0.50	ND<1.0	--	0.87	--
6/11/2009	480.31	46.60	0	433.71	-0.73	--	ND<50	ND<0.50	ND<0.50	ND<0.50	ND<1.0	--	0.81	--
12/9/2009	480.31	41.28	0	439.03	5.32	--	ND<50	ND<0.50	1.1	ND<0.50	ND<1.0	--	ND<0.50	--
6/15/2010	480.31	34.14	0	446.17	7.14	--	ND<50	ND<0.50	ND<0.50	ND<0.50	ND<1.0	--	ND<0.50	--
12/20/2010	480.31	34.44	0	445.87	-0.30	--	ND<50	ND<0.50	ND<0.50	ND<0.50	ND<1.0	--	ND<0.50	--
U-14														
12/3/2008	479.38	49.90	0	429.48	--	--	ND<50	ND<0.50	ND<0.50	ND<0.50	ND<1.0	--	1.4	--
2/18/2009	479.38	46.65	0	432.73	3.25	--	ND<50	ND<0.50	ND<0.50	ND<0.50	ND<1.0	--	ND<0.50	--
6/11/2009	479.38	45.75	0	433.63	0.90	--	ND<50	ND<0.50	ND<0.50	ND<0.50	ND<1.0	--	ND<0.50	--
12/9/2009	479.38	40.60	0	438.78	5.15	--	ND<50	ND<0.50	ND<0.50	ND<0.50	ND<1.0	--	ND<0.50	--
6/15/2010	479.38	33.40	0	445.98	7.20	--	ND<50	ND<0.50	ND<0.50	ND<0.50	ND<1.0	--	ND<0.50	--
12/20/2010	479.38	33.74	0	445.64	-0.34	--	ND<50	ND<0.50	ND<0.50	ND<0.50	ND<1.0	--	ND<0.50	--
U-15														
12/3/2008	479.99	49.58	0	430.41	--	--	ND<50	ND<0.50	ND<0.50	ND<0.50	ND<1.0	--	ND<0.50	--
2/18/2009	479.99	45.58	0	434.41	4.00	--	ND<50	ND<0.50	ND<0.50	ND<0.50	ND<1.0	--	1.2	--
6/11/2009	479.99	45.45	0	434.54	0.13	--	ND<50	ND<0.50	ND<0.50	ND<0.50	ND<1.0	--	1.6	--
12/9/2009	479.99	40.38	0	439.61	5.07	--	ND<50	ND<0.50	ND<0.50	ND<0.50	ND<1.0	--	ND<0.50	--
6/15/2010	479.99	33.22	0	446.77	7.16	--	ND<50	ND<0.50	ND<0.50	ND<0.50	ND<1.0	--	0.75	--
12/20/2010	479.99	33.79	0	446.20	-0.57	--	ND<50	ND<0.50	ND<0.50	ND<0.50	ND<1.0	--	ND<0.50	--

**Table 2a
ADDITIONAL HISTORIC ANALYTICAL RESULTS**

76 Station 4186

Date Sampled	TBA (µg/l)	Ethanol (8260B) (µg/l)	Ethylene- dibromide (EDB) (µg/l)	1,2-DCA (EDC) (µg/l)	DIPE (µg/l)	ETBE (µg/l)	TAME (µg/l)	Antimony (total) (µg/l)	Antimony (dissolved) (µg/l)	Arsenic (total) (µg/l)	Arsenic (dissolved) (µg/l)	Barium (total) (µg/l)	Comments
U-1													
10/2/2000	ND	--	--	--	--	--	--	--	--	--	--	--	
12/30/2002	--	--	--	--	--	--	--	--	--	--	--	--	
5/2/2003	--	--	--	--	--	--	--	--	--	--	--	--	
7/1/2003	--	ND<50000C	--	--	--	--	--	--	--	--	--	--	
10/3/2003	--	ND<500	--	--	--	--	--	--	--	--	--	--	
1/8/2004	--	ND<500	--	--	--	--	--	--	--	--	--	--	
4/15/2004	--	ND<50	--	--	--	--	--	--	--	--	--	--	
7/15/2004	--	ND<50	--	--	--	--	--	--	--	--	--	--	
12/8/2004	--	ND<50	--	--	--	--	--	--	--	--	--	--	
3/23/2005	--	ND<50	--	--	--	--	--	--	--	--	--	--	
6/28/2005	--	ND<1000	--	--	--	--	--	--	--	--	--	--	
9/23/2005	--	ND<1000	--	--	--	--	--	--	--	--	--	--	
12/30/2005	--	ND<250	--	--	--	--	--	--	--	--	--	--	
3/24/2006	--	ND<250	--	--	--	--	--	--	--	--	--	--	
6/26/2006	--	ND<250	--	--	--	--	--	--	--	--	--	--	
9/26/2006	--	ND<250	--	--	--	--	--	--	--	--	--	--	
11/21/2006	ND<10	ND<250	ND<0.50	ND<0.50	ND<0.50	ND<0.50	ND<0.50	--	--	--	--	--	
3/26/2007	ND<10	ND<250	ND<0.50	ND<0.50	ND<0.50	ND<0.50	ND<0.50	--	--	--	--	--	
6/27/2007	ND<10	ND<250	ND<0.50	ND<0.50	ND<0.50	ND<0.50	ND<0.50	--	--	--	--	--	
3/17/2008	ND<10	ND<250	ND<0.50	ND<0.50	ND<0.50	ND<0.50	ND<0.50	--	--	--	--	--	
6/15/2010	ND<10	ND<250	ND<0.50	ND<0.50	ND<0.50	ND<0.50	ND<0.50	--	ND<100	--	ND<50	--	
12/20/2010	ND<10	ND<250	ND<0.50	ND<0.50	ND<0.50	ND<0.50	ND<0.50	ND<100	ND<100	140	ND<50	3500	
U-2													
10/2/2000	ND	--	--	--	--	--	--	--	--	--	--	--	
10/1/2002	--	--	--	--	--	--	--	--	--	--	--	--	
12/30/2002	--	--	--	--	--	--	--	--	--	--	--	--	
5/2/2003	--	--	--	--	--	--	--	--	--	--	--	--	
7/1/2003	--	ND<50000C	--	--	--	--	--	--	--	--	--	--	
10/3/2003	--	ND<500	--	--	--	--	--	--	--	--	--	--	
1/8/2004	--	ND<500	--	--	--	--	--	--	--	--	--	--	
4/15/2004	--	ND<50	--	--	--	--	--	--	--	--	--	--	
7/15/2004	--	ND<50	--	--	--	--	--	--	--	--	--	--	
12/8/2004	--	ND<50	--	--	--	--	--	--	--	--	--	--	
3/23/2005	--	730	--	--	--	--	--	--	--	--	--	--	

**Table 2a
ADDITIONAL HISTORIC ANALYTICAL RESULTS**

76 Station 4186

Date Sampled	TBA (µg/l)	Ethanol (8260B) (µg/l)	Ethylene- dibromide (EDB) (µg/l)	1,2-DCA (EDC) (µg/l)	DIPE (µg/l)	ETBE (µg/l)	TAME (µg/l)	Antimony (total) (µg/l)	Antimony (dissolved) (µg/l)	Arsenic (total) (µg/l)	Arsenic (dissolved) (µg/l)	Barium (total) (µg/l)	Comments
6/28/2005	--	ND<1000	--	--	--	--	--	--	--	--	--	--	
9/23/2005	--	ND<1000	--	--	--	--	--	--	--	--	--	--	
12/30/2005	--	ND<250	--	--	--	--	--	--	--	--	--	--	
3/24/2006	--	ND<250	--	--	--	--	--	--	--	--	--	--	
6/26/2006	--	ND<250	--	--	--	--	--	--	--	--	--	--	
9/26/2006	--	ND<250	--	--	--	--	--	--	--	--	--	--	
11/21/2006	ND<10	ND<250	ND<0.50	ND<0.50	ND<0.50	ND<0.50	ND<0.50	--	--	--	--	--	
3/26/2007	ND<10	ND<250	ND<0.50	ND<0.50	ND<0.50	ND<0.50	ND<0.50	--	--	--	--	--	
6/27/2007	ND<10	ND<250	ND<0.50	ND<0.50	ND<0.50	ND<0.50	ND<0.50	--	--	--	--	--	
9/23/2007	69	ND<250	ND<0.50	ND<0.50	ND<0.50	ND<0.50	ND<0.50	--	--	--	--	--	
3/17/2008	ND<10	ND<250	ND<0.50	ND<0.50	ND<0.50	ND<0.50	ND<0.50	ND<100	--	58	--	2000	
6/12/2008	--	--	--	--	--	--	--	--	--	--	--	--	
6/15/2010	ND<10	ND<250	ND<0.50	ND<0.50	ND<0.50	ND<0.50	ND<0.50	--	ND<100	--	ND<50	--	
12/20/2010	ND<10	ND<250	ND<0.50	ND<0.50	ND<0.50	ND<0.50	ND<0.50	ND<100	ND<100	ND<50	ND<50	850	
U-3													
10/2/2000	63000	--	--	--	--	--	--	--	--	--	--	--	
1/8/2001	49300	ND	ND	ND	ND	ND	ND	--	--	--	--	--	
4/3/2001	22200	ND	ND	ND	ND	ND	ND	--	--	--	--	--	
7/2/2001	27000	ND	ND	ND	ND	ND	ND	--	--	--	--	--	
10/8/2001	33000	D<1400000	ND<290	ND<290	ND<290	ND<290	ND<290	--	--	--	--	--	
1/3/2002	17000	D<500000	ND<100	ND<100	ND<100	ND<100	ND<100	--	--	--	--	--	
4/5/2002	66000	D<250000	ND<100	ND<100	ND<100	ND<100	ND<100	--	--	--	--	--	
7/2/2002	47000	D<130000	ND<250	ND<250	ND<500	ND<250	ND<250	--	--	--	--	--	
10/1/2002	ND<50000	D<250000	ND<1000	ND<1000	ND<1000	ND<1000	ND<1000	--	--	--	--	--	
12/30/2002	23000	D<100000	ND<400	ND<400	ND<400	ND<400	ND<400	--	--	--	--	--	
5/2/2003	25000	D<500000	ND<200	ND<200	ND<200	ND<200	ND<200	--	--	--	--	--	
7/1/2003	32000	D<100000	ND<400	ND<400	ND<400	ND<400	ND<400	--	--	--	--	--	
10/3/2003	39000	ND<50000	ND<200	ND<200	ND<2.0	ND<200	ND<200	--	--	--	--	--	
1/8/2004	ND<20000	ND<10000	ND<400	ND<400	ND<400	ND<400	ND<400	--	--	--	--	--	
4/15/2004	18000	ND<2500	ND<0.5	ND<0.5	ND<1.0	ND<0.5	ND<0.5	--	--	--	--	--	
7/15/2004	15000	ND<2500	ND<25	ND<25	ND<50	ND<25	ND<25	--	--	--	--	--	
12/8/2004	34000	ND<5000	ND<50	ND<50	ND<100	ND<50	ND<50	--	--	--	--	--	
3/23/2005	--	ND<5000	--	--	--	--	--	--	--	--	--	--	
6/28/2005	--	ND<1000	--	--	--	--	--	--	--	--	--	--	
9/23/2005	--	ND<50000	--	--	--	--	--	--	--	--	--	--	

**Table 2a
ADDITIONAL HISTORIC ANALYTICAL RESULTS**

76 Station 4186

Date Sampled	TBA (µg/l)	Ethanol (8260B) (µg/l)	Ethylene-dibromide (EDB) (µg/l)	1,2-DCA (EDC) (µg/l)	DIPE (µg/l)	ETBE (µg/l)	TAME (µg/l)	Antimony (total) (µg/l)	Antimony (dissolved) (µg/l)	Arsenic (total) (µg/l)	Arsenic (dissolved) (µg/l)	Barium (total) (µg/l)	Comments
12/30/2005	2000	ND<250	ND<0.50	ND<0.50	ND<0.50	ND<0.50	0.58	--	--	--	--	--	
3/24/2006	--	ND<2500	--	--	--	--	--	--	--	--	--	--	
6/26/2006	18000	ND<250	ND<0.50	ND<0.50	ND<0.50	ND<0.50	ND<0.50	--	--	--	--	--	
9/26/2006	--	ND<1200	--	--	--	--	--	--	--	--	--	--	
11/21/2006	33000	ND<2500	ND<5.0	ND<5.0	ND<5.0	ND<5.0	ND<5.0	--	--	--	--	--	
3/26/2007	13000	ND<250	ND<0.50	0.95	ND<0.50	ND<0.50	ND<0.50	--	--	--	--	--	
6/27/2007	20000	ND<250	ND<0.50	0.79	ND<0.50	ND<0.50	ND<0.50	--	--	--	--	--	
9/23/2007	19000	ND<250	ND<0.50	ND<0.50	ND<0.50	ND<0.50	ND<0.50	--	--	--	--	--	
3/17/2008	15000	ND<500	ND<1.0	ND<1.0	ND<1.0	ND<1.0	ND<1.0	ND<100	ND<100	95	ND<50	1700	
6/12/2008	21000	ND<500	ND<1.0	ND<1.0	ND<1.0	ND<1.0	ND<1.0	ND<100	--	210	--	2800	
12/9/2009	8800	ND<250	ND<0.50	ND<0.50	ND<0.50	ND<0.50	ND<0.50	--	--	--	--	--	
6/15/2010	11000	ND<500	ND<1.0	ND<1.0	ND<1.0	ND<1.0	ND<1.0	ND<100	ND<100	92	ND<50	1600	
12/20/2010	2800	ND<250	ND<0.50	ND<0.50	ND<0.50	ND<0.50	ND<0.50	ND<100	ND<100	130	ND<50	1700	
U-4													
4/3/2001	ND	ND	ND	ND	ND	ND	ND	--	--	--	--	--	
7/2/2001	ND	ND	ND	ND	ND	ND	ND	--	--	--	--	--	
1/3/2002	ND<20	ND<50000C	ND<1.0	ND<1.0	ND<1.0	ND<1.0	ND<1.0	--	--	--	--	--	
10/1/2002	--	--	--	--	--	--	--	--	--	--	--	--	
12/30/2002	--	--	--	--	--	--	--	--	--	--	--	--	
5/2/2003	--	--	--	--	--	--	--	--	--	--	--	--	
7/1/2003	--	ND<50000C	--	--	--	--	--	--	--	--	--	--	
10/3/2003	--	ND<500	--	--	--	--	--	--	--	--	--	--	
1/8/2004	--	ND<500	--	--	--	--	--	--	--	--	--	--	
4/15/2004	--	ND<50	--	--	--	--	--	--	--	--	--	--	
7/15/2004	--	ND<50	--	--	--	--	--	--	--	--	--	--	
12/8/2004	--	ND<50	--	--	--	--	--	--	--	--	--	--	
3/23/2005	--	ND<50	--	--	--	--	--	--	--	--	--	--	
6/28/2005	--	ND<1000	--	--	--	--	--	--	--	--	--	--	
9/23/2005	--	ND<1000	--	--	--	--	--	--	--	--	--	--	
12/30/2005	--	ND<250	--	--	--	--	--	--	--	--	--	--	
3/24/2006	--	ND<250	--	--	--	--	--	--	--	--	--	--	
6/26/2006	--	ND<250	--	--	--	--	--	--	--	--	--	--	
9/26/2006	--	ND<250	--	--	--	--	--	--	--	--	--	--	
11/21/2006	ND<10	ND<250	ND<0.50	ND<0.50	ND<0.50	ND<0.50	ND<0.50	--	--	--	--	--	
3/26/2007	ND<10	ND<250	ND<0.50	ND<0.50	ND<0.50	ND<0.50	ND<0.50	--	--	--	--	--	

**Table 2a
ADDITIONAL HISTORIC ANALYTICAL RESULTS**

76 Station 4186

Date Sampled	TBA (µg/l)	Ethanol (8260B) (µg/l)	Ethylene-dibromide (EDB) (µg/l)	1,2-DCA (EDC) (µg/l)	DIPE (µg/l)	ETBE (µg/l)	TAME (µg/l)	Antimony (total) (µg/l)	Antimony (dissolved) (µg/l)	Arsenic (total) (µg/l)	Arsenic (dissolved) (µg/l)	Barium (total) (µg/l)	Comments
6/27/2007	ND<10	ND<250	ND<0.50	ND<0.50	ND<0.50	ND<0.50	ND<0.50	--	--	--	--	--	
3/17/2008	ND<10	ND<250	ND<0.50	ND<0.50	ND<0.50	ND<0.50	ND<0.50	ND<100	ND<100	ND<50	ND<50	2000	
6/12/2008	ND<10	ND<250	ND<0.50	ND<0.50	ND<0.50	ND<0.50	ND<0.50	ND<100	ND<100	ND<50	ND<50	2500	
12/9/2009	ND<10	ND<250	ND<0.50	ND<0.50	ND<0.50	ND<0.50	ND<0.50	ND<100	ND<100	ND<50	ND<50	2200	
6/15/2010	ND<10	ND<250	ND<0.50	ND<0.50	ND<0.50	ND<0.50	ND<0.50	ND<100	ND<100	ND<50	ND<50	1200	
12/20/2010	ND<10	ND<250	ND<0.50	ND<0.50	ND<0.50	ND<0.50	ND<0.50	ND<100	ND<100	ND<50	ND<50	1200	
U-5													
4/3/2001	ND	ND	ND	ND	ND	ND	ND	--	--	--	--	--	
7/2/2001	ND	ND	ND	ND	ND	ND	ND	--	--	--	--	--	
10/8/2001	ND<100	ND<100000	ND<2.0	ND<2.0	ND<2.0	ND<2.0	ND<2.0	--	--	--	--	--	
1/3/2002	ND<20	ND<500000	ND<1.0	ND<1.0	ND<1.0	ND<1.0	ND<1.0	--	--	--	--	--	
5/2/2003	--	--	--	--	--	--	--	--	--	--	--	--	
7/1/2003	--	ND<500	--	--	--	--	--	--	--	--	--	--	
10/3/2003	--	ND<500	--	--	--	--	--	--	--	--	--	--	
1/8/2004	--	ND<500	--	--	--	--	--	--	--	--	--	--	
4/15/2004	--	ND<50	--	--	--	--	--	--	--	--	--	--	
7/15/2004	--	ND<50	--	--	--	--	--	--	--	--	--	--	
12/8/2004	--	ND<50	--	--	--	--	--	--	--	--	--	--	
3/23/2005	--	ND<50	--	--	--	--	--	--	--	--	--	--	
6/28/2005	--	ND<1000	--	--	--	--	--	--	--	--	--	--	
9/23/2005	--	ND<1000	--	--	--	--	--	--	--	--	--	--	
12/30/2005	--	ND<250	--	--	--	--	--	--	--	--	--	--	
3/24/2006	--	ND<2500	--	--	--	--	--	--	--	--	--	--	
6/26/2006	--	ND<250	--	--	--	--	--	--	--	--	--	--	
9/26/2006	--	ND<250	--	--	--	--	--	--	--	--	--	--	
11/21/2006	ND<10	ND<250	ND<0.50	ND<0.50	ND<0.50	ND<0.50	ND<0.50	--	--	--	--	--	
3/26/2007	ND<10	ND<250	ND<0.50	ND<0.50	ND<0.50	ND<0.50	ND<0.50	--	--	--	--	--	
6/27/2007	ND<10	ND<250	ND<0.50	ND<0.50	ND<0.50	ND<0.50	ND<0.50	--	--	--	--	--	
3/17/2008	ND<10	ND<250	ND<0.50	ND<0.50	ND<0.50	ND<0.50	ND<0.50	ND<100	ND<100	ND<50	ND<50	1300	
6/12/2008	ND<10	ND<250	ND<0.50	ND<0.50	ND<0.50	ND<0.50	ND<0.50	ND<100	ND<100	ND<50	ND<50	830	
12/9/2009	ND<10	ND<250	ND<0.50	ND<0.50	ND<0.50	ND<0.50	ND<0.50	ND<100	ND<100	ND<50	ND<50	1300	
6/15/2010	ND<10	ND<250	ND<0.50	ND<0.50	ND<0.50	ND<0.50	ND<0.50	ND<100	ND<100	ND<50	ND<50	460	
12/20/2010	ND<10	ND<250	ND<0.50	ND<0.50	ND<0.50	ND<0.50	ND<0.50	ND<100	ND<100	ND<50	ND<50	520	
U-6													
1/3/2002	ND<200	ND<500000	ND<10	ND<10	ND<10	ND<10	ND<10	--	--	--	--	--	

Table 2a
ADDITIONAL HISTORIC ANALYTICAL RESULTS

76 Station 4186

Date Sampled	TBA (µg/l)	Ethanol (8260B) (µg/l)	Ethylene- dibromide (EDB) (µg/l)	1,2-DCA (EDC) (µg/l)	DIPE (µg/l)	ETBE (µg/l)	TAME (µg/l)	Antimony (total) (µg/l)	Antimony (dissolved) (µg/l)	Arsenic (total) (µg/l)	Arsenic (dissolved) (µg/l)	Barium (total) (µg/l)	Comments
10/1/2002	--	--	--	--	--	--	--	--	--	--	--	--	
12/30/2002	--	--	--	--	--	--	--	--	--	--	--	--	
5/2/2003	--	--	--	--	--	--	--	--	--	--	--	--	
7/1/2003	--	ND<50000C	--	--	--	--	--	--	--	--	--	--	
10/3/2003	--	ND<10000C	--	--	--	--	--	--	--	--	--	--	
1/8/2004	--	ND<5000	--	--	--	--	--	--	--	--	--	--	
4/15/2004	--	ND<250	--	--	--	--	--	--	--	--	--	--	
7/15/2004	--	ND<250	--	--	--	--	--	--	--	--	--	--	
12/8/2004	--	ND<250	--	--	--	--	--	--	--	--	--	--	
3/23/2005	--	ND<50	--	--	--	--	--	--	--	--	--	--	
6/28/2005	--	ND<1000	--	--	--	--	--	--	--	--	--	--	
9/23/2005	--	ND<50000	--	--	--	--	--	--	--	--	--	--	
12/30/2005	--	ND<250	--	--	--	--	--	--	--	--	--	--	
3/24/2006	--	ND<2500	--	--	--	--	--	--	--	--	--	--	
6/26/2006	--	ND<2500	--	--	--	--	--	--	--	--	--	--	
9/26/2006	--	ND<2500	--	--	--	--	--	--	--	--	--	--	
11/21/2006	ND<10	ND<250	ND<0.50	ND<0.50	ND<0.50	ND<0.50	ND<0.50	--	--	--	--	--	
3/26/2007	ND<10	ND<250	ND<0.50	ND<0.50	ND<0.50	ND<0.50	ND<0.50	--	--	--	--	--	
6/27/2007	ND<10	ND<250	ND<0.50	ND<0.50	ND<0.50	ND<0.50	ND<0.50	--	--	--	--	--	
3/17/2008	ND<10	ND<250	ND<0.50	ND<0.50	ND<0.50	ND<0.50	ND<0.50	ND<100	ND<100	ND<50	ND<50	520	
6/12/2008	ND<10	ND<250	ND<0.50	ND<0.50	ND<0.50	ND<0.50	ND<0.50	ND<100	ND<100	ND<50	ND<50	910	
6/15/2010	ND<10	ND<250	ND<0.50	ND<0.50	ND<0.50	ND<0.50	ND<0.50	ND<100	ND<100	ND<50	ND<50	690	
12/20/2010	ND<20	ND<500	ND<1.0	ND<1.0	ND<1.0	ND<1.0	ND<1.0	ND<100	ND<100	ND<50	ND<50	720	
U-7													
1/3/2002	30	ND<50000C	ND<1.0	ND<1.0	ND<1.0	ND<1.0	ND<1.0	--	--	--	--	--	
10/1/2002	--	--	--	--	--	--	--	--	--	--	--	--	
12/30/2002	--	--	--	--	--	--	--	--	--	--	--	--	
5/2/2003	--	--	--	--	--	--	--	--	--	--	--	--	
7/1/2003	--	ND<50000C	--	--	--	--	--	--	--	--	--	--	
10/3/2003	--	ND<5000	--	--	--	--	--	--	--	--	--	--	
1/8/2004	--	ND<1000	--	--	--	--	--	--	--	--	--	--	
4/15/2004	--	ND<100	--	--	--	--	--	--	--	--	--	--	
7/15/2004	--	ND<100	--	--	--	--	--	--	--	--	--	--	
12/8/2004	--	ND<100	--	--	--	--	--	--	--	--	--	--	
3/23/2005	--	ND<100	--	--	--	--	--	--	--	--	--	--	

Table 2a
ADDITIONAL HISTORIC ANALYTICAL RESULTS

76 Station 4186

Date Sampled	TBA (µg/l)	Ethanol (8260B) (µg/l)	Ethylene- dibromide (EDB) (µg/l)	1,2-DCA (EDC) (µg/l)	DIPE (µg/l)	ETBE (µg/l)	TAME (µg/l)	Antimony (total) (µg/l)	Antimony (dissolved) (µg/l)	Arsenic (total) (µg/l)	Arsenic (dissolved) (µg/l)	Barium (total) (µg/l)	Comments
6/28/2005	--	ND<1000	--	--	--	--	--	--	--	--	--	--	
9/23/2005	--	ND<1000	--	--	--	--	--	--	--	--	--	--	
12/30/2005	--	ND<250	--	--	--	--	--	--	--	--	--	--	
3/24/2006	--	ND<250	--	--	--	--	--	--	--	--	--	--	
6/26/2006	--	ND<250	--	--	--	--	--	--	--	--	--	--	
9/26/2006	--	ND<250	--	--	--	--	--	--	--	--	--	--	
11/21/2006	ND<10	ND<250	ND<0.50	ND<0.50	ND<0.50	ND<0.50	ND<0.50	--	--	--	--	--	
3/26/2007	ND<10	ND<250	ND<0.50	ND<0.50	ND<0.50	ND<0.50	ND<0.50	--	--	--	--	--	
6/27/2007	14	ND<250	ND<0.50	ND<0.50	ND<0.50	ND<0.50	ND<0.50	--	--	--	--	--	
3/17/2008	ND<10	ND<250	ND<0.50	ND<0.50	ND<0.50	ND<0.50	ND<0.50	ND<100	ND<100	ND<50	ND<50	670	
6/12/2008	ND<10	ND<250	ND<0.50	ND<0.50	ND<0.50	ND<0.50	ND<0.50	ND<100	ND<100	ND<50	ND<50	520	
6/11/2009	ND<10	ND<250	ND<0.50	ND<0.50	ND<0.50	ND<0.50	ND<0.50	ND<100	ND<100	ND<50	ND<50	380	
12/9/2009	ND<10	ND<250	ND<0.50	ND<0.50	ND<0.50	ND<0.50	ND<0.50	ND<100	ND<100	ND<50	ND<50	390	
6/15/2010	ND<10	ND<250	ND<0.50	ND<0.50	ND<0.50	ND<0.50	ND<0.50	ND<100	ND<100	ND<50	ND<50	340	
12/20/2010	ND<10	ND<250	ND<0.50	ND<0.50	ND<0.50	ND<0.50	ND<0.50	ND<100	ND<100	ND<50	ND<50	460	
U-8													
12/9/2009	ND<50	ND<1200	ND<2.5	ND<2.5	ND<2.5	ND<2.5	ND<2.5	ND<100	ND<100	ND<50	ND<50	650	
6/15/2010	ND<20	ND<500	ND<1.0	ND<1.0	ND<1.0	ND<1.0	ND<1.0	ND<100	ND<100	ND<50	ND<50	390	
12/20/2010	ND<20	ND<500	ND<1.0	ND<1.0	ND<1.0	ND<1.0	ND<1.0	ND<100	ND<100	ND<50	ND<50	430	
U-9													
12/9/2009	ND<10	ND<250	ND<0.50	ND<0.50	ND<0.50	ND<0.50	ND<0.50	ND<100	ND<100	ND<50	ND<50	96	
6/15/2010	ND<20	ND<500	ND<1.0	ND<1.0	ND<1.0	ND<1.0	ND<1.0	ND<100	ND<100	ND<50	ND<50	510	
12/20/2010	ND<20	ND<500	ND<1.0	ND<1.0	ND<1.0	ND<1.0	ND<1.0	ND<100	ND<100	ND<50	ND<50	460	
U-10													
6/11/2009	98	ND<250	ND<0.50	ND<0.50	ND<0.50	ND<0.50	ND<0.50	--	ND<100	--	ND<50	--	
12/9/2009	1100	ND<250	ND<0.50	ND<0.50	ND<0.50	ND<0.50	ND<0.50	ND<100	ND<100	ND<50	ND<50	150	
6/15/2010	2400	ND<1200	ND<2.5	ND<2.5	ND<2.5	ND<2.5	ND<2.5	ND<100	ND<100	ND<50	ND<50	290	
12/20/2010	610	ND<500	ND<1.0	ND<1.0	ND<1.0	ND<1.0	ND<1.0	ND<100	ND<100	ND<50	ND<50	290	
U-11													
6/11/2009	6800	ND<250	ND<0.50	1.8	ND<0.50	ND<0.50	ND<0.50	--	--	--	--	--	
12/9/2009	10000	ND<1200	ND<2.5	ND<2.5	ND<2.5	ND<2.5	ND<2.5	ND<100	ND<100	ND<50	ND<50	170	
6/15/2010	6600	ND<6200	ND<12	ND<12	ND<12	ND<12	ND<12	ND<100	ND<100	51	ND<50	560	
12/20/2010	3700	ND<5000	ND<10	ND<10	ND<10	ND<10	ND<10	ND<100	ND<100	ND<50	ND<50	370	
U-12													
12/3/2008	ND<10	ND<250	ND<0.50	ND<0.50	ND<0.50	ND<0.50	ND<0.50	ND<100	ND<100	ND<50	ND<50	330	

Table 2a
ADDITIONAL HISTORIC ANALYTICAL RESULTS

76 Station 4186

Date Sampled	TBA (µg/l)	Ethanol (8260B) (µg/l)	Ethylene- dibromide (EDB) (µg/l)	1,2-DCA (EDC) (µg/l)	DIPE (µg/l)	ETBE (µg/l)	TAME (µg/l)	Antimony (total) (µg/l)	Antimony (dissolved) (µg/l)	Arsenic (total) (µg/l)	Arsenic (dissolved) (µg/l)	Barium (total) (µg/l)	Comments
2/18/2009	ND<10	ND<250	ND<0.50	ND<0.50	ND<0.50	ND<0.50	ND<0.50	ND<100	ND<100	ND<50	ND<50	370	
6/11/2009	15	ND<250	ND<0.50	ND<0.50	ND<0.50	ND<0.50	ND<0.50	ND<100	ND<100	ND<50	ND<50	400	
12/9/2009	ND<10	ND<250	ND<0.50	ND<0.50	ND<0.50	ND<0.50	ND<0.50	ND<100	ND<100	ND<50	ND<50	360	
6/15/2010	ND<10	ND<250	ND<0.50	ND<0.50	ND<0.50	ND<0.50	ND<0.50	ND<100	ND<100	ND<50	ND<50	350	
12/20/2010	ND<10	ND<250	ND<0.50	ND<0.50	ND<0.50	ND<0.50	ND<0.50	ND<100	ND<100	ND<50	ND<50	370	
U-13													
12/3/2008	ND<10	ND<250	ND<0.50	ND<0.50	ND<0.50	ND<0.50	ND<0.50	ND<100	ND<100	ND<50	ND<50	140	
2/18/2009	ND<10	ND<250	ND<0.50	ND<0.50	ND<0.50	ND<0.50	ND<0.50	ND<100	ND<100	ND<50	ND<50	120	
6/11/2009	ND<10	ND<250	ND<0.50	ND<0.50	ND<0.50	ND<0.50	ND<0.50	ND<100	ND<100	ND<50	ND<50	120	
12/9/2009	ND<10	ND<250	ND<0.50	ND<0.50	ND<0.50	ND<0.50	ND<0.50	ND<100	ND<100	ND<50	ND<50	15	
6/15/2010	ND<10	ND<250	ND<0.50	ND<0.50	ND<0.50	ND<0.50	ND<0.50	ND<100	ND<100	ND<50	ND<50	13	
12/20/2010	ND<10	ND<250	ND<0.50	ND<0.50	ND<0.50	ND<0.50	ND<0.50	ND<100	ND<100	ND<50	ND<50	46	
U-14													
12/3/2008	ND<10	ND<250	ND<0.50	ND<0.50	ND<0.50	ND<0.50	ND<0.50	ND<100	ND<100	ND<50	ND<50	340	
2/18/2009	ND<10	ND<250	ND<0.50	ND<0.50	ND<0.50	ND<0.50	ND<0.50	ND<100	ND<100	ND<50	ND<50	350	
6/11/2009	ND<10	ND<250	ND<0.50	ND<0.50	ND<0.50	ND<0.50	ND<0.50	ND<100	ND<100	ND<50	ND<50	340	
12/9/2009	ND<10	ND<250	ND<0.50	ND<0.50	ND<0.50	ND<0.50	ND<0.50	ND<100	ND<100	ND<50	ND<50	310	
6/15/2010	ND<10	ND<250	ND<0.50	ND<0.50	ND<0.50	ND<0.50	ND<0.50	ND<100	ND<100	ND<50	ND<50	260	
12/20/2010	ND<10	ND<250	ND<0.50	ND<0.50	ND<0.50	ND<0.50	ND<0.50	ND<100	ND<100	ND<50	ND<50	250	
U-15													
12/3/2008	ND<10	ND<250	ND<0.50	ND<0.50	ND<0.50	ND<0.50	ND<0.50	ND<100	ND<100	ND<50	ND<50	320	
2/18/2009	ND<10	ND<250	ND<0.50	ND<0.50	ND<0.50	ND<0.50	ND<0.50	ND<100	ND<100	ND<50	ND<50	140	
6/11/2009	ND<10	ND<250	ND<0.50	ND<0.50	ND<0.50	ND<0.50	ND<0.50	ND<100	ND<100	ND<50	ND<50	52	
12/9/2009	ND<10	ND<250	ND<0.50	ND<0.50	ND<0.50	ND<0.50	ND<0.50	ND<100	ND<100	ND<50	ND<50	96	
6/15/2010	ND<10	ND<250	ND<0.50	ND<0.50	ND<0.50	ND<0.50	ND<0.50	ND<100	ND<100	ND<50	ND<50	28	
12/20/2010	ND<10	ND<250	ND<0.50	ND<0.50	ND<0.50	ND<0.50	ND<0.50	ND<100	ND<100	ND<50	ND<50	55	

**Table 2b
ADDITIONAL HISTORIC ANALYTICAL RESULTS**

76 Station 4186

Date Sampled	Barium (dissolved) (µg/l)	Beryllium (total) (µg/l)	Beryllium (dissolved) (µg/l)	Cadmium (total) (µg/l)	Cadmium (dissolved) (µg/l)	Calcium (l)	Chromium VI (µg/l)	Chromium (total) (µg/l)	Chromium (dissolved) (µg/l)	Cobalt (total) (µg/l)	Cobalt (dissolved) (µg/l)	Copper (dissolved) (µg/l)	Comments
U-1													
10/2/2000	--	--	--	--	--	--	--	--	--	--	--	--	--
12/30/2002	--	--	--	--	--	--	--	--	--	--	--	--	--
5/2/2003	--	--	--	--	--	--	--	--	--	--	--	--	--
7/1/2003	--	--	--	--	--	--	--	--	--	--	--	--	--
10/3/2003	--	--	--	--	--	--	--	--	--	--	--	--	--
1/8/2004	--	--	--	--	--	--	--	--	--	--	--	--	--
4/15/2004	--	--	--	--	--	--	--	--	--	--	--	--	--
7/15/2004	--	--	--	--	--	--	--	--	--	--	--	--	--
12/8/2004	--	--	--	--	--	--	--	--	--	--	--	--	--
3/23/2005	--	--	--	--	--	--	--	--	--	--	--	--	--
6/28/2005	--	--	--	--	--	--	--	--	--	--	--	--	--
9/23/2005	--	--	--	--	--	--	--	--	--	--	--	--	--
12/30/2005	--	--	--	--	--	--	--	--	--	--	--	--	--
3/24/2006	--	--	--	--	--	--	--	--	--	--	--	--	--
6/26/2006	--	--	--	--	--	--	--	--	--	--	--	--	--
9/26/2006	--	--	--	--	--	--	--	--	--	--	--	--	--
11/21/2006	--	--	--	--	--	--	--	--	--	--	--	--	--
3/26/2007	--	--	--	--	--	--	--	--	--	--	--	--	--
6/27/2007	--	--	--	--	--	--	--	--	--	--	--	--	--
3/17/2008	--	--	--	--	--	--	ND<2.0	--	--	--	--	--	--
6/15/2010	430	--	ND<10	--	ND<10	73	ND<2.0	--	ND<10	--	ND<50	ND<10	--
12/20/2010	390	ND<10	ND<10	ND<10	ND<10	60	2.6	1400	ND<10	390	ND<50	ND<10	--
U-2													
10/2/2000	--	--	--	--	--	--	--	--	--	--	--	--	--
10/1/2002	--	--	--	--	--	--	--	--	--	--	--	--	--
12/30/2002	--	--	--	--	--	--	--	--	--	--	--	--	--
5/2/2003	--	--	--	--	--	--	--	--	--	--	--	--	--
7/1/2003	--	--	--	--	--	--	--	--	--	--	--	--	--
10/3/2003	--	--	--	--	--	--	--	--	--	--	--	--	--
1/8/2004	--	--	--	--	--	--	--	--	--	--	--	--	--
4/15/2004	--	--	--	--	--	--	--	--	--	--	--	--	--
7/15/2004	--	--	--	--	--	--	--	--	--	--	--	--	--
12/8/2004	--	--	--	--	--	--	--	--	--	--	--	--	--
3/23/2005	--	--	--	--	--	--	--	--	--	--	--	--	--

**Table 2b
ADDITIONAL HISTORIC ANALYTICAL RESULTS**

76 Station 4186

Date Sampled	Barium (dissolved) (µg/l)	Beryllium (total) (µg/l)	Beryllium (dissolved) (µg/l)	Cadmium (total) (µg/l)	Cadmium (dissolved) (µg/l)	Calcium ()	Chromium VI (µg/l)	Chromium (total) (µg/l)	Chromium (dissolved) (µg/l)	Cobalt (total) (µg/l)	Cobalt (dissolved) (µg/l)	Copper (dissolved) (µg/l)	Comments
6/28/2005	--	--	--	--	--	--	--	--	--	--	--	--	
9/23/2005	--	--	--	--	--	--	--	--	--	--	--	--	
12/30/2005	--	--	--	--	--	--	--	--	--	--	--	--	
3/24/2006	--	--	--	--	--	--	--	--	--	--	--	--	
6/26/2006	--	--	--	--	--	--	--	--	--	--	--	--	
9/26/2006	--	--	--	--	--	--	--	--	--	--	--	--	
11/21/2006	--	--	--	--	--	--	--	--	--	--	--	--	
3/26/2007	--	--	--	--	--	--	--	--	--	--	--	--	
6/27/2007	--	--	--	--	--	--	--	--	--	--	--	--	
9/23/2007	--	--	--	--	--	--	--	--	--	--	--	--	
3/17/2008	--	ND<10	--	ND<10	--	--	ND<2.0	540	--	150	--	--	
6/12/2008	--	--	--	--	--	--	--	--	--	--	--	--	
6/15/2010	300	--	ND<10	--	ND<10	57	ND<2.0	--	ND<10	--	ND<50	ND<10	
12/20/2010	250	ND<10	ND<10	ND<10	ND<10	43	2.7	230	ND<10	64	ND<50	ND<10	
U-3													
10/2/2000	--	--	--	--	--	--	--	--	--	--	--	--	
1/8/2001	--	--	--	--	--	--	--	--	--	--	--	--	
4/3/2001	--	--	--	--	--	--	--	--	--	--	--	--	
7/2/2001	--	--	--	--	--	--	--	--	--	--	--	--	
10/8/2001	--	--	--	--	--	--	--	--	--	--	--	--	
1/3/2002	--	--	--	--	--	--	--	--	--	--	--	--	
4/5/2002	--	--	--	--	--	--	--	--	--	--	--	--	
7/2/2002	--	--	--	--	--	--	--	--	--	--	--	--	
10/1/2002	--	--	--	--	--	--	--	--	--	--	--	--	
12/30/2002	--	--	--	--	--	--	--	--	--	--	--	--	
5/2/2003	--	--	--	--	--	--	--	--	--	--	--	--	
7/1/2003	--	--	--	--	--	--	--	--	--	--	--	--	
10/3/2003	--	--	--	--	--	--	--	--	--	--	--	--	
1/8/2004	--	--	--	--	--	--	--	--	--	--	--	--	
4/15/2004	--	--	--	--	--	--	--	--	--	--	--	--	
7/15/2004	--	--	--	--	--	--	--	--	--	--	--	--	
12/8/2004	--	--	--	--	--	--	--	--	--	--	--	--	
3/23/2005	--	--	--	--	--	--	--	--	--	--	--	--	
6/28/2005	--	--	--	--	--	--	--	--	--	--	--	--	
9/23/2005	--	--	--	--	--	--	--	--	--	--	--	--	

**Table 2b
ADDITIONAL HISTORIC ANALYTICAL RESULTS**

76 Station 4186

Date Sampled	Barium (dissolved) (µg/l)	Beryllium (total) (µg/l)	Beryllium (dissolved) (µg/l)	Cadmium (total) (µg/l)	Cadmium (dissolved) (µg/l)	Calcium (l)	Chromium VI (µg/l)	Chromium (total) (µg/l)	Chromium (dissolved) (µg/l)	Cobalt (total) (µg/l)	Cobalt (dissolved) (µg/l)	Copper (dissolved) (µg/l)	Comments
12/30/2005	--	--	--	--	--	--	--	--	--	--	--	--	
3/24/2006	--	--	--	--	--	--	--	--	--	--	--	--	
6/26/2006	--	--	--	--	--	--	--	--	--	--	--	--	
9/26/2006	--	--	--	--	--	--	--	--	--	--	--	--	
11/21/2006	--	--	--	--	--	--	--	--	--	--	--	--	
3/26/2007	--	--	--	--	--	--	--	--	--	--	--	--	
6/27/2007	--	--	--	--	--	--	--	--	--	--	--	--	
9/23/2007	--	--	--	--	--	--	--	--	--	--	--	--	
3/17/2008	410	ND<10	ND<10	ND<10	ND<10	59	ND<2.0	450	ND<10	140	ND<50	ND<10	
6/12/2008	--	ND<10	--	ND<10	--	--	--	980	--	350	--	--	
12/9/2009	--	--	--	--	--	--	--	--	--	--	--	--	
6/15/2010	410	ND<10	ND<10	ND<10	ND<10	56	ND<2.0	420	ND<10	130	ND<50	ND<10	
12/20/2010	360	ND<10	ND<10	ND<10	ND<10	44	ND<2.0	560	ND<10	170	ND<50	ND<10	
U-4													
4/3/2001	--	--	--	--	--	--	--	--	--	--	--	--	
7/2/2001	--	--	--	--	--	--	--	--	--	--	--	--	
1/3/2002	--	--	--	--	--	--	--	--	--	--	--	--	
10/1/2002	--	--	--	--	--	--	--	--	--	--	--	--	
12/30/2002	--	--	--	--	--	--	--	--	--	--	--	--	
5/2/2003	--	--	--	--	--	--	--	--	--	--	--	--	
7/1/2003	--	--	--	--	--	--	--	--	--	--	--	--	
10/3/2003	--	--	--	--	--	--	--	--	--	--	--	--	
1/8/2004	--	--	--	--	--	--	--	--	--	--	--	--	
4/15/2004	--	--	--	--	--	--	--	--	--	--	--	--	
7/15/2004	--	--	--	--	--	--	--	--	--	--	--	--	
12/8/2004	--	--	--	--	--	--	--	--	--	--	--	--	
3/23/2005	--	--	--	--	--	--	--	--	--	--	--	--	
6/28/2005	--	--	--	--	--	--	--	--	--	--	--	--	
9/23/2005	--	--	--	--	--	--	--	--	--	--	--	--	
12/30/2005	--	--	--	--	--	--	--	--	--	--	--	--	
3/24/2006	--	--	--	--	--	--	--	--	--	--	--	--	
6/26/2006	--	--	--	--	--	--	--	--	--	--	--	--	
9/26/2006	--	--	--	--	--	--	--	--	--	--	--	--	
11/21/2006	--	--	--	--	--	--	--	--	--	--	--	--	
3/26/2007	--	--	--	--	--	--	--	--	--	--	--	--	

**Table 2b
ADDITIONAL HISTORIC ANALYTICAL RESULTS**

76 Station 4186

Date Sampled	Barium (dissolved) (µg/l)	Beryllium (total) (µg/l)	Beryllium (dissolved) (µg/l)	Cadmium (total) (µg/l)	Cadmium (dissolved) (µg/l)	Calcium (l)	Chromium VI (µg/l)	Chromium (total) (µg/l)	Chromium (dissolved) (µg/l)	Cobalt (total) (µg/l)	Cobalt (dissolved) (µg/l)	Copper (dissolved) (µg/l)	Comments
6/27/2007	--	--	--	--	--	--	--	--	--	--	--	--	
3/17/2008	470	ND<10	ND<10	ND<10	ND<10	68	ND<2.0	410	ND<10	140	ND<50	ND<10	
6/12/2008	52	ND<10	ND<10	ND<10	ND<10	2.4	ND<2.0	610	ND<10	180	ND<50	ND<10	
12/9/2009	500	ND<10	ND<10	ND<10	ND<10	62	ND<2.0	610	ND<10	200	ND<50	ND<10	
6/15/2010	420	ND<10	ND<10	ND<10	ND<10	69	30	270	29	80	ND<50	ND<10	
12/20/2010	440	ND<10	ND<10	ND<10	ND<10	59	ND<2.0	240	ND<10	80	ND<50	ND<10	
U-5													
4/3/2001	--	--	--	--	--	--	--	--	--	--	--	--	
7/2/2001	--	--	--	--	--	--	--	--	--	--	--	--	
10/8/2001	--	--	--	--	--	--	--	--	--	--	--	--	
1/3/2002	--	--	--	--	--	--	--	--	--	--	--	--	
5/2/2003	--	--	--	--	--	--	--	--	--	--	--	--	
7/1/2003	--	--	--	--	--	--	--	--	--	--	--	--	
10/3/2003	--	--	--	--	--	--	--	--	--	--	--	--	
1/8/2004	--	--	--	--	--	--	--	--	--	--	--	--	
4/15/2004	--	--	--	--	--	--	--	--	--	--	--	--	
7/15/2004	--	--	--	--	--	--	--	--	--	--	--	--	
12/8/2004	--	--	--	--	--	--	--	--	--	--	--	--	
3/23/2005	--	--	--	--	--	--	--	--	--	--	--	--	
6/28/2005	--	--	--	--	--	--	--	--	--	--	--	--	
9/23/2005	--	--	--	--	--	--	--	--	--	--	--	--	
12/30/2005	--	--	--	--	--	--	--	--	--	--	--	--	
3/24/2006	--	--	--	--	--	--	--	--	--	--	--	--	
6/26/2006	--	--	--	--	--	--	--	--	--	--	--	--	
9/26/2006	--	--	--	--	--	--	--	--	--	--	--	--	
11/21/2006	--	--	--	--	--	--	--	--	--	--	--	--	
3/26/2007	--	--	--	--	--	--	--	--	--	--	--	--	
6/27/2007	--	--	--	--	--	--	--	--	--	--	--	--	
3/17/2008	390	ND<10	ND<10	ND<10	ND<10	67	ND<2.0	110	--	ND<50	ND<50	ND<10	
6/12/2008	370	ND<10	ND<10	ND<10	ND<10	66	ND<2.0	86	ND<10	ND<50	ND<50	ND<10	
12/9/2009	410	ND<10	ND<10	ND<10	ND<10	62	ND<2.0	180	ND<10	50	ND<50	ND<10	
6/15/2010	390	ND<10	ND<10	ND<10	ND<10	59	ND<2.0	ND<10	ND<10	ND<50	ND<50	ND<10	
12/20/2010	390	ND<10	ND<10	ND<10	ND<10	60	ND<2.0	12	ND<10	ND<50	ND<50	ND<10	
U-6													
1/3/2002	--	--	--	--	--	--	--	--	--	--	--	--	

**Table 2b
ADDITIONAL HISTORIC ANALYTICAL RESULTS**

76 Station 4186

Date Sampled	Barium (dissolved) (µg/l)	Beryllium (total) (µg/l)	Beryllium (dissolved) (µg/l)	Cadmium (total) (µg/l)	Cadmium (dissolved) (µg/l)	Calcium (l)	Chromium VI (µg/l)	Chromium (total) (µg/l)	Chromium (dissolved) (µg/l)	Cobalt (total) (µg/l)	Cobalt (dissolved) (µg/l)	Copper (dissolved) (µg/l)	Comments
10/1/2002	--	--	--	--	--	--	--	--	--	--	--	--	
12/30/2002	--	--	--	--	--	--	--	--	--	--	--	--	
5/2/2003	--	--	--	--	--	--	--	--	--	--	--	--	
7/1/2003	--	--	--	--	--	--	--	--	--	--	--	--	
10/3/2003	--	--	--	--	--	--	--	--	--	--	--	--	
1/8/2004	--	--	--	--	--	--	--	--	--	--	--	--	
4/15/2004	--	--	--	--	--	--	--	--	--	--	--	--	
7/15/2004	--	--	--	--	--	--	--	--	--	--	--	--	
12/8/2004	--	--	--	--	--	--	--	--	--	--	--	--	
3/23/2005	--	--	--	--	--	--	--	--	--	--	--	--	
6/28/2005	--	--	--	--	--	--	--	--	--	--	--	--	
9/23/2005	--	--	--	--	--	--	--	--	--	--	--	--	
12/30/2005	--	--	--	--	--	--	--	--	--	--	--	--	
3/24/2006	--	--	--	--	--	--	--	--	--	--	--	--	
6/26/2006	--	--	--	--	--	--	--	--	--	--	--	--	
9/26/2006	--	--	--	--	--	--	--	--	--	--	--	--	
11/21/2006	--	--	--	--	--	--	--	--	--	--	--	--	
3/26/2007	--	--	--	--	--	--	--	--	--	--	--	--	
6/27/2007	--	--	--	--	--	--	--	--	--	--	--	--	
3/17/2008	330	ND<10	ND<10	ND<10	ND<10	73	ND<2.0	34	ND<10	ND<50	ND<50	ND<10	
6/12/2008	600	ND<10	ND<10	ND<10	ND<10	69	ND<2.0	ND<10	ND<10	ND<50	ND<50	ND<10	
6/15/2010	500	ND<10	ND<10	ND<10	ND<10	79	ND<2.0	37	ND<10	ND<50	ND<50	ND<10	
12/20/2010	510	ND<10	ND<10	ND<10	ND<10	72	ND<2.0	54	ND<10	ND<50	ND<50	ND<10	
U-7													
1/3/2002	--	--	--	--	--	--	--	--	--	--	--	--	
10/1/2002	--	--	--	--	--	--	--	--	--	--	--	--	
12/30/2002	--	--	--	--	--	--	--	--	--	--	--	--	
5/2/2003	--	--	--	--	--	--	--	--	--	--	--	--	
7/1/2003	--	--	--	--	--	--	--	--	--	--	--	--	
10/3/2003	--	--	--	--	--	--	--	--	--	--	--	--	
1/8/2004	--	--	--	--	--	--	--	--	--	--	--	--	
4/15/2004	--	--	--	--	--	--	--	--	--	--	--	--	
7/15/2004	--	--	--	--	--	--	--	--	--	--	--	--	
12/8/2004	--	--	--	--	--	--	--	--	--	--	--	--	
3/23/2005	--	--	--	--	--	--	--	--	--	--	--	--	

**Table 2b
ADDITIONAL HISTORIC ANALYTICAL RESULTS**

76 Station 4186

Date Sampled	Barium (dissolved) (µg/l)	Beryllium (total) (µg/l)	Beryllium (dissolved) (µg/l)	Cadmium (total) (µg/l)	Cadmium (dissolved) (µg/l)	Calcium (l)	Chromium VI (µg/l)	Chromium (total) (µg/l)	Chromium (dissolved) (µg/l)	Cobalt (total) (µg/l)	Cobalt (dissolved) (µg/l)	Copper (dissolved) (µg/l)	Comments
6/28/2005	--	--	--	--	--	--	--	--	--	--	--	--	
9/23/2005	--	--	--	--	--	--	--	--	--	--	--	--	
12/30/2005	--	--	--	--	--	--	--	--	--	--	--	--	
3/24/2006	--	--	--	--	--	--	--	--	--	--	--	--	
6/26/2006	--	--	--	--	--	--	--	--	--	--	--	--	
9/26/2006	--	--	--	--	--	--	--	--	--	--	--	--	
11/21/2006	--	--	--	--	--	--	--	--	--	--	--	--	
3/26/2007	--	--	--	--	--	--	--	--	--	--	--	--	
6/27/2007	--	--	--	--	--	--	--	--	--	--	--	--	
3/17/2008	510	ND<10	ND<10	ND<10	ND<10	68	ND<2.0	28	ND<10	ND<50	ND<50	ND<10	
6/12/2008	490	ND<10	ND<10	ND<10	ND<10	60	ND<2.0	10	ND<10	ND<50	ND<50	ND<10	
6/11/2009	340	ND<10	ND<10	ND<10	ND<10	31	ND<2.0	ND<10	ND<10	ND<50	ND<50	ND<10	
12/9/2009	280	ND<10	ND<10	ND<10	ND<10	37	ND<2.0	27	ND<10	ND<50	ND<50	ND<10	
6/15/2010	300	ND<10	ND<10	ND<10	ND<10	40	ND<2.0	ND<10	ND<10	ND<50	ND<50	ND<10	
12/20/2010	440	ND<10	ND<10	ND<10	ND<10	42	ND<2.0	ND<10	ND<10	ND<50	ND<50	ND<10	
U-8													
12/9/2009	200	ND<10	ND<10	ND<10	ND<10	53	ND<2.0	ND<10	ND<10	78	ND<50	ND<10	
6/15/2010	320	ND<10	ND<10	ND<10	ND<10	47	ND<2.0	27	ND<10	ND<50	ND<50	ND<10	
12/20/2010	390	ND<10	ND<10	ND<10	ND<10	44	ND<2.0	13	ND<10	ND<50	ND<50	ND<10	
U-9													
12/9/2009	64	ND<10	ND<10	ND<10	ND<10	69	ND<2.0	18	ND<10	ND<50	ND<50	ND<10	
6/15/2010	270	ND<10	ND<10	ND<10	ND<10	50	ND<2.0	79	ND<10	ND<50	ND<50	ND<10	
12/20/2010	350	ND<10	ND<10	ND<10	ND<10	43	ND<2.0	53	ND<10	ND<50	ND<50	ND<10	
U-10													
6/11/2009	50	--	ND<10	--	ND<10	40	ND<2.0	--	ND<10	--	ND<50	ND<10	
12/9/2009	59	ND<10	ND<10	ND<10	ND<10	47	ND<2.0	34	ND<10	ND<50	ND<50	ND<10	
6/15/2010	250	ND<10	ND<10	ND<10	ND<10	50	ND<2.0	23	ND<10	ND<50	ND<50	ND<10	
12/20/2010	150	ND<10	ND<10	ND<10	ND<10	48	ND<2.0	83	ND<10	ND<50	ND<50	ND<10	
U-11													
6/11/2009	--	--	--	--	--	--	--	--	--	--	--	--	
12/9/2009	89	ND<10	ND<10	ND<10	ND<10	61	ND<2.0	31	ND<10	ND<50	ND<50	ND<10	
6/15/2010	30	ND<10	ND<10	ND<10	ND<10	230	ND<2.0	54	ND<10	50	ND<50	ND<10	
12/20/2010	43	ND<10	ND<10	ND<10	ND<10	120	ND<2.0	44	ND<10	ND<50	ND<50	ND<10	
U-12													
12/3/2008	330	ND<10	ND<10	ND<10	ND<10	51	2.7	11	ND<10	ND<50	ND<50	ND<10	

Table 2b
ADDITIONAL HISTORIC ANALYTICAL RESULTS

76 Station 4186

Date Sampled	Barium (dissolved) (µg/l)	Beryllium (total) (µg/l)	Beryllium (dissolved) (µg/l)	Cadmium (total) (µg/l)	Cadmium (dissolved) (µg/l)	Calcium (l)	Chromium VI (µg/l)	Chromium (total) (µg/l)	Chromium (dissolved) (µg/l)	Cobalt (total) (µg/l)	Cobalt (dissolved) (µg/l)	Copper (dissolved) (µg/l)	Comments
2/18/2009	330	ND<10	ND<10	ND<10	ND<10	50	2.7	ND<10	ND<10	ND<50	ND<50	ND<10	
6/11/2009	320	ND<10	ND<10	ND<10	ND<10	47	ND<2.0	21	ND<10	ND<50	ND<50	ND<10	
12/9/2009	330	ND<10	ND<10	ND<10	ND<10	47	2.3	ND<10	ND<10	ND<50	ND<50	ND<10	
6/15/2010	320	ND<10	ND<10	ND<10	ND<10	48	2.2	ND<10	ND<10	ND<50	ND<50	ND<10	
12/20/2010	340	ND<10	ND<10	ND<10	ND<10	50	2.5	ND<10	ND<10	ND<50	ND<50	36	
U-13													
12/3/2008	110	ND<10	ND<10	ND<10	ND<10	24	85	93	86	ND<50	ND<50	ND<10	
2/18/2009	98	ND<10	ND<10	ND<10	ND<10	22	88	88	88	ND<50	ND<50	ND<10	
6/11/2009	110	ND<10	ND<10	ND<10	ND<10	24	82	84	78	ND<50	ND<50	ND<10	
12/9/2009	10	ND<10	ND<10	ND<10	ND<10	3.9	67	74	70	ND<50	ND<50	ND<10	
6/15/2010	13	ND<10	ND<10	ND<10	ND<10	1.8	48	50	48	ND<50	ND<50	ND<10	
12/20/2010	42	ND<10	ND<10	ND<10	ND<10	8.0	26	28	28	ND<50	ND<50	10	
U-14													
12/3/2008	320	ND<10	ND<10	ND<10	ND<10	47	3.0	ND<10	ND<10	ND<50	ND<50	ND<10	
2/18/2009	320	ND<10	ND<10	ND<10	ND<10	46	3.4	ND<10	ND<10	ND<50	ND<50	ND<10	
6/11/2009	310	ND<10	ND<10	ND<10	ND<10	45	2.9	16	ND<10	ND<50	ND<50	ND<10	
12/9/2009	270	ND<10	ND<10	ND<10	ND<10	42	2.9	ND<10	ND<10	ND<50	ND<50	ND<10	
6/15/2010	220	ND<10	ND<10	ND<10	ND<10	36	3.9	ND<10	ND<10	ND<50	ND<50	ND<10	
12/20/2010	240	ND<10	ND<10	ND<10	ND<10	40	3.9	ND<10	ND<10	ND<50	ND<50	23	
U-15													
12/3/2008	300	ND<10	ND<10	ND<10	ND<10	47	3.7	ND<10	ND<10	ND<50	ND<50	ND<10	
2/18/2009	91	ND<10	ND<10	ND<10	ND<10	14	10	11	ND<10	ND<50	ND<50	ND<10	
6/11/2009	30	ND<10	ND<10	ND<10	ND<10	4.6	9.0	12	ND<10	ND<50	ND<50	ND<10	
12/9/2009	64	ND<10	ND<10	ND<10	ND<10	13	17	20	17	ND<50	ND<50	ND<10	
6/15/2010	19	ND<10	ND<10	ND<10	ND<10	3.8	22	25	21	ND<50	ND<50	ND<10	
12/20/2010	38	ND<10	ND<10	ND<10	ND<10	6.5	34	39	36	ND<50	ND<50	ND<10	

**Table 2c
ADDITIONAL HISTORIC ANALYTICAL RESULTS**

76 Station 4186

Date Sampled	Copper (total) (µg/l)	Lead (dissolved) ()	Lead (total) (µg/l)	Magnesium (dissolved) (mg/l)	Manganese (dissolved) (µg/l)	Mercury (total) (µg/l)	Mercury (dissolved) (µg/l)	Molybdenum (total) (µg/l)	Molybdenum (dissolved) (µg/l)	Nickel (total) (µg/l)	Nickel (dissolved) (µg/l)	Potassium ()	Comments
U-1													
10/2/2000	--	--	--	--	--	--	--	--	--	--	--	--	--
12/30/2002	--	--	--	--	--	--	--	--	--	--	--	--	--
5/2/2003	--	--	--	--	--	--	--	--	--	--	--	--	--
7/1/2003	--	--	--	--	--	--	--	--	--	--	--	--	--
10/3/2003	--	--	--	--	--	--	--	--	--	--	--	--	--
1/8/2004	--	--	--	--	--	--	--	--	--	--	--	--	--
4/15/2004	--	--	--	--	--	--	--	--	--	--	--	--	--
7/15/2004	--	--	--	--	--	--	--	--	--	--	--	--	--
12/8/2004	--	--	--	--	--	--	--	--	--	--	--	--	--
3/23/2005	--	--	--	--	--	--	--	--	--	--	--	--	--
6/28/2005	--	--	--	--	--	--	--	--	--	--	--	--	--
9/23/2005	--	--	--	--	--	--	--	--	--	--	--	--	--
12/30/2005	--	--	--	--	--	--	--	--	--	--	--	--	--
3/24/2006	--	--	--	--	--	--	--	--	--	--	--	--	--
6/26/2006	--	--	--	--	--	--	--	--	--	--	--	--	--
9/26/2006	--	--	--	--	--	--	--	--	--	--	--	--	--
11/21/2006	--	--	--	--	--	--	--	--	--	--	--	--	--
3/26/2007	--	--	--	--	--	--	--	--	--	--	--	--	--
6/27/2007	--	--	--	--	--	--	--	--	--	--	--	--	--
3/17/2008	--	--	--	--	--	--	--	--	--	--	--	--	--
6/15/2010	--	ND<50	--	100	11	--	ND<0.20	--	ND<50	--	ND<10	2.9	
12/20/2010	860	ND<50	180	85	ND<10	1.1	ND<0.20	ND<50	ND<50	3700	ND<10	3.5	
U-2													
10/2/2000	--	--	--	--	--	--	--	--	--	--	--	--	--
10/1/2002	--	--	--	--	--	--	--	--	--	--	--	--	--
12/30/2002	--	--	--	--	--	--	--	--	--	--	--	--	--
5/2/2003	--	--	--	--	--	--	--	--	--	--	--	--	--
7/1/2003	--	--	--	--	--	--	--	--	--	--	--	--	--
10/3/2003	--	--	--	--	--	--	--	--	--	--	--	--	--
1/8/2004	--	--	--	--	--	--	--	--	--	--	--	--	--
4/15/2004	--	--	--	--	--	--	--	--	--	--	--	--	--
7/15/2004	--	--	--	--	--	--	--	--	--	--	--	--	--
12/8/2004	--	--	--	--	--	--	--	--	--	--	--	--	--
3/23/2005	--	--	--	--	--	--	--	--	--	--	--	--	--

**Table 2c
ADDITIONAL HISTORIC ANALYTICAL RESULTS**

76 Station 4186

Date Sampled	Copper (total) (µg/l)	Lead (dissolved) ()	Lead (total) (µg/l)	Magnesium (dissolved) (mg/l)	Manganese (dissolved) (µg/l)	Mercury (total) (µg/l)	Mercury (dissolved) (µg/l)	Molybdenum (total) (µg/l)	Molybdenum (dissolved) (µg/l)	Nickel (total) (µg/l)	Nickel (dissolved) (µg/l)	Potassium ()	Comments
6/28/2005	--	--	--	--	--	--	--	--	--	--	--	--	
9/23/2005	--	--	--	--	--	--	--	--	--	--	--	--	
12/30/2005	--	--	--	--	--	--	--	--	--	--	--	--	
3/24/2006	--	--	--	--	--	--	--	--	--	--	--	--	
6/26/2006	--	--	--	--	--	--	--	--	--	--	--	--	
9/26/2006	--	--	--	--	--	--	--	--	--	--	--	--	
11/21/2006	--	--	--	--	--	--	--	--	--	--	--	--	
3/26/2007	--	--	--	--	--	--	--	--	--	--	--	--	
6/27/2007	--	--	--	--	--	--	--	--	--	--	--	--	
9/23/2007	--	--	--	--	--	--	--	--	--	--	--	--	
3/17/2008	330	--	71	--	--	1.7	--	ND<50	--	1500	--	--	
6/12/2008	--	--	--	--	--	--	--	--	--	--	--	--	
6/15/2010	--	ND<50	--	85	ND<10	--	ND<0.20	--	ND<50	--	ND<10	2.2	
12/20/2010	140	ND<50	ND<50	64	ND<10	ND<0.20	ND<0.20	ND<50	ND<50	630	ND<10	3.6	
U-3													
10/2/2000	--	--	--	--	--	--	--	--	--	--	--	--	
1/8/2001	--	--	--	--	--	--	--	--	--	--	--	--	
4/3/2001	--	--	--	--	--	--	--	--	--	--	--	--	
7/2/2001	--	--	--	--	--	--	--	--	--	--	--	--	
10/8/2001	--	--	--	--	--	--	--	--	--	--	--	--	
1/3/2002	--	--	--	--	--	--	--	--	--	--	--	--	
4/5/2002	--	--	--	--	--	--	--	--	--	--	--	--	
7/2/2002	--	--	--	--	--	--	--	--	--	--	--	--	
10/1/2002	--	--	--	--	--	--	--	--	--	--	--	--	
12/30/2002	--	--	--	--	--	--	--	--	--	--	--	--	
5/2/2003	--	--	--	--	--	--	--	--	--	--	--	--	
7/1/2003	--	--	--	--	--	--	--	--	--	--	--	--	
10/3/2003	--	--	--	--	--	--	--	--	--	--	--	--	
1/8/2004	--	--	--	--	--	--	--	--	--	--	--	--	
4/15/2004	--	--	--	--	--	--	--	--	--	--	--	--	
7/15/2004	--	--	--	--	--	--	--	--	--	--	--	--	
12/8/2004	--	--	--	--	--	--	--	--	--	--	--	--	
3/23/2005	--	--	--	--	--	--	--	--	--	--	--	--	
6/28/2005	--	--	--	--	--	--	--	--	--	--	--	--	
9/23/2005	--	--	--	--	--	--	--	--	--	--	--	--	

**Table 2c
ADDITIONAL HISTORIC ANALYTICAL RESULTS**

76 Station 4186

Date Sampled	Copper (total) (µg/l)	Lead (dissolved) ()	Lead (total) (µg/l)	Magnesium (dissolved) (mg/l)	Manganese (dissolved) (µg/l)	Mercury (total) (µg/l)	Mercury (dissolved) (µg/l)	Molybdenum (total) (µg/l)	Molybdenum (dissolved) (µg/l)	Nickel (total) (µg/l)	Nickel (dissolved) (µg/l)	Potassium ()	Comments
12/30/2005	--	--	--	--	--	--	--	--	--	--	--	--	
3/24/2006	--	--	--	--	--	--	--	--	--	--	--	--	
6/26/2006	--	--	--	--	--	--	--	--	--	--	--	--	
9/26/2006	--	--	--	--	--	--	--	--	--	--	--	--	
11/21/2006	--	--	--	--	--	--	--	--	--	--	--	--	
3/26/2007	--	--	--	--	--	--	--	--	--	--	--	--	
6/27/2007	--	--	--	--	--	--	--	--	--	--	--	--	
9/23/2007	--	--	--	--	--	--	--	--	--	--	--	--	
3/17/2008	240	ND<50	65	94	2600	0.84	ND<0.20	ND<50	ND<50	1200	ND<10	1.6	
6/12/2008	590	--	160	--	--	2.4	--	81	--	2800	--	--	
12/9/2009	--	--	--	--	--	--	--	--	--	--	--	--	
6/15/2010	230	ND<50	67	91	2300	ND<0.20	ND<0.20	ND<50	ND<50	1200	ND<10	1.6	
12/20/2010	300	ND<50	77	71	1900	0.52	ND<0.20	ND<50	ND<50	1500	ND<10	2.2	
U-4													
4/3/2001	--	--	--	--	--	--	--	--	--	--	--	--	
7/2/2001	--	--	--	--	--	--	--	--	--	--	--	--	
1/3/2002	--	--	--	--	--	--	--	--	--	--	--	--	
10/1/2002	--	--	--	--	--	--	--	--	--	--	--	--	
12/30/2002	--	--	--	--	--	--	--	--	--	--	--	--	
5/2/2003	--	--	--	--	--	--	--	--	--	--	--	--	
7/1/2003	--	--	--	--	--	--	--	--	--	--	--	--	
10/3/2003	--	--	--	--	--	--	--	--	--	--	--	--	
1/8/2004	--	--	--	--	--	--	--	--	--	--	--	--	
4/15/2004	--	--	--	--	--	--	--	--	--	--	--	--	
7/15/2004	--	--	--	--	--	--	--	--	--	--	--	--	
12/8/2004	--	--	--	--	--	--	--	--	--	--	--	--	
3/23/2005	--	--	--	--	--	--	--	--	--	--	--	--	
6/28/2005	--	--	--	--	--	--	--	--	--	--	--	--	
9/23/2005	--	--	--	--	--	--	--	--	--	--	--	--	
12/30/2005	--	--	--	--	--	--	--	--	--	--	--	--	
3/24/2006	--	--	--	--	--	--	--	--	--	--	--	--	
6/26/2006	--	--	--	--	--	--	--	--	--	--	--	--	
9/26/2006	--	--	--	--	--	--	--	--	--	--	--	--	
11/21/2006	--	--	--	--	--	--	--	--	--	--	--	--	
3/26/2007	--	--	--	--	--	--	--	--	--	--	--	--	

**Table 2c
ADDITIONAL HISTORIC ANALYTICAL RESULTS**

76 Station 4186

Date Sampled	Copper (total) (µg/l)	Lead (dissolved) ()	Lead (total) (µg/l)	Magnesium (dissolved) (mg/l)	Manganese (dissolved) (µg/l)	Mercury (total) (µg/l)	Mercury (dissolved) (µg/l)	Molybdenum (total) (µg/l)	Molybdenum (dissolved) (µg/l)	Nickel (total) (µg/l)	Nickel (dissolved) (µg/l)	Potassium ()	Comments
6/27/2007	--	--	--	--	--	--	--	--	--	--	--	--	
3/17/2008	250	ND<50	ND<50	88	2000	ND<0.20	ND<0.20	ND<50	ND<50	1300	ND<10	2.3	
6/12/2008	360	ND<50	53	7.7	720	2.5	ND<0.20	ND<50	ND<50	2100	ND<10	ND<1.0	
12/9/2009	300	ND<50	59	91	ND<10	ND<0.20	ND<0.20	ND<50	ND<50	2000	ND<10	2.7	
6/15/2010	110	ND<50	ND<50	87	ND<10	0.63	ND<0.20	ND<50	ND<50	770	ND<10	2.8	
12/20/2010	120	ND<50	ND<50	85	210	0.36	ND<0.20	ND<50	ND<50	750	ND<10	3.3	
U-5													
4/3/2001	--	--	--	--	--	--	--	--	--	--	--	--	
7/2/2001	--	--	--	--	--	--	--	--	--	--	--	--	
10/8/2001	--	--	--	--	--	--	--	--	--	--	--	--	
1/3/2002	--	--	--	--	--	--	--	--	--	--	--	--	
5/2/2003	--	--	--	--	--	--	--	--	--	--	--	--	
7/1/2003	--	--	--	--	--	--	--	--	--	--	--	--	
10/3/2003	--	--	--	--	--	--	--	--	--	--	--	--	
1/8/2004	--	--	--	--	--	--	--	--	--	--	--	--	
4/15/2004	--	--	--	--	--	--	--	--	--	--	--	--	
7/15/2004	--	--	--	--	--	--	--	--	--	--	--	--	
12/8/2004	--	--	--	--	--	--	--	--	--	--	--	--	
3/23/2005	--	--	--	--	--	--	--	--	--	--	--	--	
6/28/2005	--	--	--	--	--	--	--	--	--	--	--	--	
9/23/2005	--	--	--	--	--	--	--	--	--	--	--	--	
12/30/2005	--	--	--	--	--	--	--	--	--	--	--	--	
3/24/2006	--	--	--	--	--	--	--	--	--	--	--	--	
6/26/2006	--	--	--	--	--	--	--	--	--	--	--	--	
9/26/2006	--	--	--	--	--	--	--	--	--	--	--	--	
11/21/2006	--	--	--	--	--	--	--	--	--	--	--	--	
3/26/2007	--	--	--	--	--	--	--	--	--	--	--	--	
6/27/2007	--	--	--	--	--	--	--	--	--	--	--	--	
3/17/2008	72	ND<50	ND<50	89	76	0.55	ND<0.20	ND<50	ND<50	360	ND<10	2.4	
6/12/2008	53	ND<50	ND<50	73	36	0.26	ND<0.20	ND<50	ND<50	290	ND<10	1.9	
12/9/2009	110	ND<50	ND<50	79	1000	ND<0.20	ND<0.20	ND<50	ND<50	540	ND<10	2.4	
6/15/2010	ND<10	ND<50	ND<50	78	660	ND<0.20	ND<0.20	ND<50	ND<50	30	ND<10	2.2	
12/20/2010	12	ND<50	ND<50	79	500	ND<0.20	ND<0.20	ND<50	ND<50	47	ND<10	2.7	
U-6													
1/3/2002	--	--	--	--	--	--	--	--	--	--	--	--	

**Table 2c
ADDITIONAL HISTORIC ANALYTICAL RESULTS**

76 Station 4186

Date Sampled	Copper (total) (µg/l)	Lead (dissolved) ()	Lead (total) (µg/l)	Magnesium (dissolved) (mg/l)	Manganese (dissolved) (µg/l)	Mercury (total) (µg/l)	Mercury (dissolved) (µg/l)	Molybdenum (total) (µg/l)	Molybdenum (dissolved) (µg/l)	Nickel (total) (µg/l)	Nickel (dissolved) (µg/l)	Potassium ()	Comments
10/1/2002	--	--	--	--	--	--	--	--	--	--	--	--	
12/30/2002	--	--	--	--	--	--	--	--	--	--	--	--	
5/2/2003	--	--	--	--	--	--	--	--	--	--	--	--	
7/1/2003	--	--	--	--	--	--	--	--	--	--	--	--	
10/3/2003	--	--	--	--	--	--	--	--	--	--	--	--	
1/8/2004	--	--	--	--	--	--	--	--	--	--	--	--	
4/15/2004	--	--	--	--	--	--	--	--	--	--	--	--	
7/15/2004	--	--	--	--	--	--	--	--	--	--	--	--	
12/8/2004	--	--	--	--	--	--	--	--	--	--	--	--	
3/23/2005	--	--	--	--	--	--	--	--	--	--	--	--	
6/28/2005	--	--	--	--	--	--	--	--	--	--	--	--	
9/23/2005	--	--	--	--	--	--	--	--	--	--	--	--	
12/30/2005	--	--	--	--	--	--	--	--	--	--	--	--	
3/24/2006	--	--	--	--	--	--	--	--	--	--	--	--	
6/26/2006	--	--	--	--	--	--	--	--	--	--	--	--	
9/26/2006	--	--	--	--	--	--	--	--	--	--	--	--	
11/21/2006	--	--	--	--	--	--	--	--	--	--	--	--	
3/26/2007	--	--	--	--	--	--	--	--	--	--	--	--	
6/27/2007	--	--	--	--	--	--	--	--	--	--	--	--	
3/17/2008	17	ND<50	ND<50	120	4300	ND<0.20	ND<0.20	ND<50	ND<50	91	ND<10	1.0	
6/12/2008	ND<10	ND<50	ND<50	110	3800	0.60	ND<0.20	ND<50	ND<50	47	ND<10	1.3	
6/15/2010	25	ND<50	ND<50	140	3900	ND<0.20	ND<0.20	ND<50	ND<50	100	ND<10	1.4	
12/20/2010	27	ND<50	ND<50	120	3500	ND<0.20	ND<0.20	ND<50	ND<50	160	ND<10	2.1	
U-7													
1/3/2002	--	--	--	--	--	--	--	--	--	--	--	--	
10/1/2002	--	--	--	--	--	--	--	--	--	--	--	--	
12/30/2002	--	--	--	--	--	--	--	--	--	--	--	--	
5/2/2003	--	--	--	--	--	--	--	--	--	--	--	--	
7/1/2003	--	--	--	--	--	--	--	--	--	--	--	--	
10/3/2003	--	--	--	--	--	--	--	--	--	--	--	--	
1/8/2004	--	--	--	--	--	--	--	--	--	--	--	--	
4/15/2004	--	--	--	--	--	--	--	--	--	--	--	--	
7/15/2004	--	--	--	--	--	--	--	--	--	--	--	--	
12/8/2004	--	--	--	--	--	--	--	--	--	--	--	--	
3/23/2005	--	--	--	--	--	--	--	--	--	--	--	--	

**Table 2c
ADDITIONAL HISTORIC ANALYTICAL RESULTS**

76 Station 4186

Date Sampled	Copper (total) (µg/l)	Lead (dissolved) ()	Lead (total) (µg/l)	Magnesium (dissolved) (mg/l)	Manganese (dissolved) (µg/l)	Mercury (total) (µg/l)	Mercury (dissolved) (µg/l)	Molybdenum (total) (µg/l)	Molybdenum (dissolved) (µg/l)	Nickel (total) (µg/l)	Nickel (dissolved) (µg/l)	Potassium ()	Comments
6/28/2005	--	--	--	--	--	--	--	--	--	--	--	--	
9/23/2005	--	--	--	--	--	--	--	--	--	--	--	--	
12/30/2005	--	--	--	--	--	--	--	--	--	--	--	--	
3/24/2006	--	--	--	--	--	--	--	--	--	--	--	--	
6/26/2006	--	--	--	--	--	--	--	--	--	--	--	--	
9/26/2006	--	--	--	--	--	--	--	--	--	--	--	--	
11/21/2006	--	--	--	--	--	--	--	--	--	--	--	--	
3/26/2007	--	--	--	--	--	--	--	--	--	--	--	--	
6/27/2007	--	--	--	--	--	--	--	--	--	--	--	--	
3/17/2008	16	ND<50	ND<50	110	2300	ND<0.20	ND<0.20	ND<50	ND<50	79	ND<10	2.4	
6/12/2008	ND<10	ND<50	ND<50	92	2400	ND<0.20	ND<0.20	ND<50	ND<50	38	ND<10	2.4	
6/11/2009	ND<10	ND<0.05	ND<50	50	1100	ND<0.20	ND<0.20	ND<50	ND<50	25	ND<10	2.6	
12/9/2009	14	ND<50	ND<50	64	1800	ND<0.20	ND<0.20	ND<50	ND<50	74	ND<10	2.1	
6/15/2010	ND<10	ND<50	ND<50	68	1900	ND<0.20	ND<0.20	ND<50	ND<50	12	ND<10	1.8	
12/20/2010	ND<10	ND<50	ND<50	70	1900	ND<0.20	ND<0.20	ND<50	ND<50	17	ND<10	2.8	
U-8													
12/9/2009	130	ND<50	ND<50	91	4000	ND<0.20	ND<0.20	ND<50	ND<50	690	ND<10	2.8	
6/15/2010	11	ND<50	ND<50	83	2600	ND<0.20	ND<0.20	ND<50	ND<50	57	ND<10	1.8	
12/20/2010	ND<10	ND<50	ND<50	77	1900	ND<0.20	ND<0.20	ND<50	ND<50	28	ND<10	2.1	
U-9													
12/9/2009	15	ND<50	ND<50	120	3800	ND<0.20	ND<0.20	ND<50	ND<50	35	ND<10	8.5	
6/15/2010	40	ND<50	ND<50	96	2500	ND<0.20	ND<0.20	ND<50	ND<50	230	ND<10	3.2	
12/20/2010	27	ND<50	ND<50	83	2100	ND<0.20	ND<0.20	ND<50	ND<50	150	ND<10	2.8	
U-10													
6/11/2009	--	ND<0.05	--	87	780	--	ND<0.20	--	ND<50	--	ND<10	30	
12/9/2009	17	ND<50	ND<50	110	1400	ND<0.20	ND<0.20	ND<50	ND<50	110	ND<10	29	
6/15/2010	19	ND<50	ND<50	110	2200	ND<0.20	ND<0.20	ND<50	ND<50	68	ND<10	7.5	
12/20/2010	39	ND<50	ND<50	96	2100	0.28	ND<0.20	ND<50	ND<50	260	ND<10	8.4	
U-11													
6/11/2009	--	--	--	--	--	--	--	--	--	--	--	--	
12/9/2009	22	ND<50	ND<50	110	2500	ND<0.20	ND<0.20	ND<50	ND<50	83	ND<10	4.3	
6/15/2010	33	ND<50	ND<50	1800	20000	ND<0.20	ND<0.20	ND<50	ND<50	230	93	4.1	
12/20/2010	27	ND<50	ND<50	450	7000	ND<0.20	ND<0.20	ND<50	ND<50	180	43	3.8	
U-12													
12/3/2008	12	ND<50	ND<50	73	ND<10	ND<0.20	ND<0.20	ND<50	ND<50	24	ND<10	2.6	

**Table 2c
ADDITIONAL HISTORIC ANALYTICAL RESULTS**

76 Station 4186

Date Sampled	Copper (total) (µg/l)	Lead (dissolved) ()	Lead (total) (µg/l)	Magnesium (dissolved) (mg/l)	Manganese (dissolved) (µg/l)	Mercury (total) (µg/l)	Mercury (dissolved) (µg/l)	Molybdenum (total) (µg/l)	Molybdenum (dissolved) (µg/l)	Nickel (total) (µg/l)	Nickel (dissolved) (µg/l)	Potassium ()	Comments
2/18/2009	ND<10	ND<50	ND<50	71	ND<10	ND<0.20	ND<0.20	ND<50	ND<50	12	ND<10	2.3	
6/11/2009	ND<10	ND<0.05	ND<50	70	ND<10	ND<0.20	ND<0.20	ND<50	ND<50	62	ND<10	2.2	
12/9/2009	ND<10	ND<50	ND<50	70	26	ND<0.20	ND<0.20	ND<50	ND<50	10	ND<10	2.7	
6/15/2010	ND<10	ND<50	ND<50	69	ND<10	ND<0.20	ND<0.20	ND<50	ND<50	10	ND<10	2.4	
12/20/2010	43	ND<50	ND<50	71	ND<10	ND<0.20	ND<0.20	ND<50	ND<50	12	ND<10	2.8	
U-13													
12/3/2008	21	ND<50	ND<50	53	ND<10	ND<0.20	ND<0.20	ND<50	ND<50	ND<10	ND<10	8.3	
2/18/2009	ND<10	ND<50	ND<50	52	ND<10	ND<0.20	ND<0.20	ND<50	ND<50	ND<10	ND<10	14	
6/11/2009	ND<10	ND<0.05	ND<50	53	12	ND<0.20	ND<0.20	ND<50	ND<50	ND<10	ND<10	13	
12/9/2009	ND<10	ND<50	ND<50	45	ND<10	ND<0.20	ND<0.20	ND<50	ND<50	ND<10	ND<10	88	
6/15/2010	ND<10	ND<50	ND<50	47	ND<10	ND<0.20	ND<0.20	ND<50	ND<50	ND<10	ND<10	71	
12/20/2010	13	ND<50	ND<50	64	ND<10	ND<0.20	ND<0.20	ND<50	ND<50	ND<10	ND<10	63	
U-14													
12/3/2008	26	ND<50	ND<50	67	ND<10	ND<0.20	ND<0.20	ND<50	ND<50	15	ND<10	2.6	
2/18/2009	ND<10	ND<50	ND<50	66	ND<10	ND<0.20	ND<0.20	ND<50	ND<50	ND<10	ND<10	2.5	
6/11/2009	ND<10	ND<0.05	ND<50	64	17	ND<0.20	ND<0.20	ND<50	ND<50	40	ND<10	2.5	
12/9/2009	ND<10	ND<50	ND<50	53	27	ND<0.20	ND<0.20	ND<50	ND<50	10	ND<10	3.1	
6/15/2010	ND<10	ND<50	ND<50	44	21	ND<0.20	ND<0.20	ND<50	ND<50	13	ND<10	3.9	
12/20/2010	31	ND<50	ND<50	47	ND<10	ND<0.20	ND<0.20	ND<50	ND<50	ND<10	ND<10	4.8	
U-15													
12/3/2008	12	ND<50	ND<50	69	ND<10	ND<0.20	ND<0.20	ND<50	ND<50	ND<10	ND<10	3.7	
2/18/2009	ND<10	ND<50	ND<50	62	ND<10	ND<0.20	ND<0.20	ND<50	ND<50	ND<10	ND<10	39	
6/11/2009	ND<10	ND<0.05	ND<50	62	ND<10	ND<0.20	ND<0.20	ND<50	ND<50	ND<10	ND<10	36	
12/9/2009	ND<10	ND<50	ND<50	70	ND<10	ND<0.20	ND<0.20	ND<50	ND<50	11	ND<10	41	
6/15/2010	ND<10	ND<50	ND<50	65	ND<10	ND<0.20	ND<0.20	ND<50	ND<50	17	10	52	
12/20/2010	ND<10	ND<50	ND<50	67	ND<10	ND<0.20	ND<0.20	ND<50	ND<50	15	12	72	

**Table 2d
ADDITIONAL HISTORIC ANALYTICAL RESULTS**

76 Station 4186

Date Sampled	Selenium (total) (µg/l)	Selenium (dissolved) (µg/l)	Silver (total) (µg/l)	Silver (dissolved) (µg/l)	Sodium ()	Thallium (total) (µg/l)	Thallium (dissolved) (µg/l)	Vanadium (total) (µg/l)	Vanadium (dissolved) (µg/l)	Zinc (dissolved) (µg/l)	Zinc (total) (µg/l)	Chloride (mg/l)	Comments
U-1													
10/2/2000	--	--	--	--	--	--	--	--	--	--	--	--	--
12/30/2002	--	--	--	--	--	--	--	--	--	--	--	--	--
5/2/2003	--	--	--	--	--	--	--	--	--	--	--	--	--
7/1/2003	--	--	--	--	--	--	--	--	--	--	--	--	--
10/3/2003	--	--	--	--	--	--	--	--	--	--	--	--	--
1/8/2004	--	--	--	--	--	--	--	--	--	--	--	--	--
4/15/2004	--	--	--	--	--	--	--	--	--	--	--	--	--
7/15/2004	--	--	--	--	--	--	--	--	--	--	--	--	--
12/8/2004	--	--	--	--	--	--	--	--	--	--	--	--	--
3/23/2005	--	--	--	--	--	--	--	--	--	--	--	--	--
6/28/2005	--	--	--	--	--	--	--	--	--	--	--	--	--
9/23/2005	--	--	--	--	--	--	--	--	--	--	--	--	--
12/30/2005	--	--	--	--	--	--	--	--	--	--	--	--	--
3/24/2006	--	--	--	--	--	--	--	--	--	--	--	--	--
6/26/2006	--	--	--	--	--	--	--	--	--	--	--	--	--
9/26/2006	--	--	--	--	--	--	--	--	--	--	--	--	--
11/21/2006	--	--	--	--	--	--	--	--	--	--	--	--	--
3/26/2007	--	--	--	--	--	--	--	--	--	--	--	--	--
6/27/2007	--	--	--	--	--	--	--	--	--	--	--	--	--
3/17/2008	--	--	--	--	--	--	--	--	--	--	--	--	--
6/15/2010	--	ND<100	--	ND<10	61	--	ND<100	--	ND<10	ND<10	--	58	
12/20/2010	ND<100	ND<100	ND<10	ND<10	55	ND<100	ND<100	570	ND<10	ND<10	1300	42	
U-2													
10/2/2000	--	--	--	--	--	--	--	--	--	--	--	--	--
10/1/2002	--	--	--	--	--	--	--	--	--	--	--	--	--
12/30/2002	--	--	--	--	--	--	--	--	--	--	--	--	--
5/2/2003	--	--	--	--	--	--	--	--	--	--	--	--	--
7/1/2003	--	--	--	--	--	--	--	--	--	--	--	--	--
10/3/2003	--	--	--	--	--	--	--	--	--	--	--	--	--
1/8/2004	--	--	--	--	--	--	--	--	--	--	--	--	--
4/15/2004	--	--	--	--	--	--	--	--	--	--	--	--	--
7/15/2004	--	--	--	--	--	--	--	--	--	--	--	--	--
12/8/2004	--	--	--	--	--	--	--	--	--	--	--	--	--
3/23/2005	--	--	--	--	--	--	--	--	--	--	--	--	--

**Table 2d
ADDITIONAL HISTORIC ANALYTICAL RESULTS**

76 Station 4186

Date Sampled	Selenium (total) (µg/l)	Selenium (dissolved) (µg/l)	Silver (total) (µg/l)	Silver (dissolved) (µg/l)	Sodium ()	Thallium (total) (µg/l)	Thallium (dissolved) (µg/l)	Vanadium (total) (µg/l)	Vanadium (dissolved) (µg/l)	Zinc (dissolved) (µg/l)	Zinc (total) (µg/l)	Chloride (mg/l)	Comments
6/28/2005	--	--	--	--	--	--	--	--	--	--	--	--	
9/23/2005	--	--	--	--	--	--	--	--	--	--	--	--	
12/30/2005	--	--	--	--	--	--	--	--	--	--	--	--	
3/24/2006	--	--	--	--	--	--	--	--	--	--	--	--	
6/26/2006	--	--	--	--	--	--	--	--	--	--	--	--	
9/26/2006	--	--	--	--	--	--	--	--	--	--	--	--	
11/21/2006	--	--	--	--	--	--	--	--	--	--	--	--	
3/26/2007	--	--	--	--	--	--	--	--	--	--	--	--	
6/27/2007	--	--	--	--	--	--	--	--	--	--	--	--	
9/23/2007	--	--	--	--	--	--	--	--	--	--	--	--	
3/17/2008	ND<100	--	ND<10	--	--	ND<100	--	240	--	--	590	--	
6/12/2008	--	--	--	--	--	--	--	--	--	--	--	--	
6/15/2010	--	ND<100	--	ND<10	66	--	ND<100	--	ND<10	ND<10	--	28	
12/20/2010	ND<100	ND<100	ND<10	ND<10	56	ND<100	ND<100	110	ND<10	ND<10	260	17	
U-3													
10/2/2000	--	--	--	--	--	--	--	--	--	--	--	--	
1/8/2001	--	--	--	--	--	--	--	--	--	--	--	--	
4/3/2001	--	--	--	--	--	--	--	--	--	--	--	--	
7/2/2001	--	--	--	--	--	--	--	--	--	--	--	--	
10/8/2001	--	--	--	--	--	--	--	--	--	--	--	--	
1/3/2002	--	--	--	--	--	--	--	--	--	--	--	--	
4/5/2002	--	--	--	--	--	--	--	--	--	--	--	--	
7/2/2002	--	--	--	--	--	--	--	--	--	--	--	--	
10/1/2002	--	--	--	--	--	--	--	--	--	--	--	--	
12/30/2002	--	--	--	--	--	--	--	--	--	--	--	--	
5/2/2003	--	--	--	--	--	--	--	--	--	--	--	--	
7/1/2003	--	--	--	--	--	--	--	--	--	--	--	--	
10/3/2003	--	--	--	--	--	--	--	--	--	--	--	--	
1/8/2004	--	--	--	--	--	--	--	--	--	--	--	--	
4/15/2004	--	--	--	--	--	--	--	--	--	--	--	--	
7/15/2004	--	--	--	--	--	--	--	--	--	--	--	--	
12/8/2004	--	--	--	--	--	--	--	--	--	--	--	--	
3/23/2005	--	--	--	--	--	--	--	--	--	--	--	--	
6/28/2005	--	--	--	--	--	--	--	--	--	--	--	--	
9/23/2005	--	--	--	--	--	--	--	--	--	--	--	--	

**Table 2d
ADDITIONAL HISTORIC ANALYTICAL RESULTS**

76 Station 4186

Date Sampled	Selenium (total) (µg/l)	Selenium (dissolved) (µg/l)	Silver (total) (µg/l)	Silver (dissolved) (µg/l)	Sodium ()	Thallium (total) (µg/l)	Thallium (dissolved) (µg/l)	Vanadium (total) (µg/l)	Vanadium (dissolved) (µg/l)	Zinc (dissolved) (µg/l)	Zinc (total) (µg/l)	Chloride (mg/l)	Comments
12/30/2005	--	--	--	--	--	--	--	--	--	--	--	--	
3/24/2006	--	--	--	--	--	--	--	--	--	--	--	--	
6/26/2006	--	--	--	--	--	--	--	--	--	--	--	--	
9/26/2006	--	--	--	--	--	--	--	--	--	--	--	--	
11/21/2006	--	--	--	--	--	--	--	--	--	--	--	--	
3/26/2007	--	--	--	--	--	--	--	--	--	--	--	--	
6/27/2007	--	--	--	--	--	--	--	--	--	--	--	--	
9/23/2007	--	--	--	--	--	--	--	--	--	--	--	--	
3/17/2008	ND<100	ND<100	ND<10	ND<10	41	ND<100	ND<100	190	ND<10	ND<10	360	14	
6/12/2008	ND<100	--	ND<10	--	--	ND<100	--	410	--	--	970	--	
12/9/2009	--	--	--	--	--	--	--	--	--	--	--	--	
6/15/2010	ND<100	ND<100	ND<10	ND<10	36	ND<100	ND<100	170	ND<10	ND<10	360	9.9	
12/20/2010	ND<100	ND<100	ND<10	ND<10	32	ND<100	ND<100	230	ND<10	ND<10	470	6.9	
U-4													
4/3/2001	--	--	--	--	--	--	--	--	--	--	--	--	
7/2/2001	--	--	--	--	--	--	--	--	--	--	--	--	
1/3/2002	--	--	--	--	--	--	--	--	--	--	--	--	
10/1/2002	--	--	--	--	--	--	--	--	--	--	--	--	
12/30/2002	--	--	--	--	--	--	--	--	--	--	--	--	
5/2/2003	--	--	--	--	--	--	--	--	--	--	--	--	
7/1/2003	--	--	--	--	--	--	--	--	--	--	--	--	
10/3/2003	--	--	--	--	--	--	--	--	--	--	--	--	
1/8/2004	--	--	--	--	--	--	--	--	--	--	--	--	
4/15/2004	--	--	--	--	--	--	--	--	--	--	--	--	
7/15/2004	--	--	--	--	--	--	--	--	--	--	--	--	
12/8/2004	--	--	--	--	--	--	--	--	--	--	--	--	
3/23/2005	--	--	--	--	--	--	--	--	--	--	--	--	
6/28/2005	--	--	--	--	--	--	--	--	--	--	--	--	
9/23/2005	--	--	--	--	--	--	--	--	--	--	--	--	
12/30/2005	--	--	--	--	--	--	--	--	--	--	--	--	
3/24/2006	--	--	--	--	--	--	--	--	--	--	--	--	
6/26/2006	--	--	--	--	--	--	--	--	--	--	--	--	
9/26/2006	--	--	--	--	--	--	--	--	--	--	--	--	
11/21/2006	--	--	--	--	--	--	--	--	--	--	--	--	
3/26/2007	--	--	--	--	--	--	--	--	--	--	--	--	

**Table 2d
ADDITIONAL HISTORIC ANALYTICAL RESULTS**

76 Station 4186

Date Sampled	Selenium (total) (µg/l)	Selenium (dissolved) (µg/l)	Silver (total) (µg/l)	Silver (dissolved) (µg/l)	Sodium ()	Thallium (total) (µg/l)	Thallium (dissolved) (µg/l)	Vanadium (total) (µg/l)	Vanadium (dissolved) (µg/l)	Zinc (dissolved) (µg/l)	Zinc (total) (µg/l)	Chloride (mg/l)	Comments
6/27/2007	--	--	--	--	--	--	--	--	--	--	--	--	
3/17/2008	ND<100	ND<100	ND<10	ND<10	35	ND<100	ND<100	190	ND<10	ND<10	340	37	
6/12/2008	ND<100	ND<100	ND<10	ND<10	9.0	ND<100	ND<100	260	ND<10	ND<10	420	38	
12/9/2009	ND<100	ND<100	ND<10	ND<10	35	ND<100	ND<100	230	ND<10	ND<10	400	35	
6/15/2010	ND<100	ND<100	ND<10	ND<10	65	ND<100	ND<100	96	ND<10	ND<10	190	44	
12/20/2010	ND<100	ND<100	ND<10	ND<10	33	ND<100	ND<100	94	ND<10	ND<10	190	31	
U-5													
4/3/2001	--	--	--	--	--	--	--	--	--	--	--	--	
7/2/2001	--	--	--	--	--	--	--	--	--	--	--	--	
10/8/2001	--	--	--	--	--	--	--	--	--	--	--	--	
1/3/2002	--	--	--	--	--	--	--	--	--	--	--	--	
5/2/2003	--	--	--	--	--	--	--	--	--	--	--	--	
7/1/2003	--	--	--	--	--	--	--	--	--	--	--	--	
10/3/2003	--	--	--	--	--	--	--	--	--	--	--	--	
1/8/2004	--	--	--	--	--	--	--	--	--	--	--	--	
4/15/2004	--	--	--	--	--	--	--	--	--	--	--	--	
7/15/2004	--	--	--	--	--	--	--	--	--	--	--	--	
12/8/2004	--	--	--	--	--	--	--	--	--	--	--	--	
3/23/2005	--	--	--	--	--	--	--	--	--	--	--	--	
6/28/2005	--	--	--	--	--	--	--	--	--	--	--	--	
9/23/2005	--	--	--	--	--	--	--	--	--	--	--	--	
12/30/2005	--	--	--	--	--	--	--	--	--	--	--	--	
3/24/2006	--	--	--	--	--	--	--	--	--	--	--	--	
6/26/2006	--	--	--	--	--	--	--	--	--	--	--	--	
9/26/2006	--	--	--	--	--	--	--	--	--	--	--	--	
11/21/2006	--	--	--	--	--	--	--	--	--	--	--	--	
3/26/2007	--	--	--	--	--	--	--	--	--	--	--	--	
6/27/2007	--	--	--	--	--	--	--	--	--	--	--	--	
3/17/2008	ND<100	ND<100	ND<10	ND<10	49	ND<100	ND<100	60	ND<100	ND<10	120	32	
6/12/2008	ND<100	ND<100	ND<10	ND<10	26	ND<100	ND<100	44	ND<10	ND<10	87	31	
12/9/2009	ND<100	ND<100	ND<10	ND<10	32	ND<100	ND<100	93	ND<10	ND<10	180	43	
6/15/2010	ND<100	ND<100	ND<10	ND<10	42	ND<100	ND<100	ND<10	ND<10	ND<10	ND<50	61	
12/20/2010	ND<100	ND<100	ND<10	ND<10	38	ND<100	ND<100	ND<10	ND<10	ND<10	ND<50	67	
U-6													
1/3/2002	--	--	--	--	--	--	--	--	--	--	--	--	

**Table 2d
ADDITIONAL HISTORIC ANALYTICAL RESULTS**

76 Station 4186

Date Sampled	Selenium (total) (µg/l)	Selenium (dissolved) (µg/l)	Silver (total) (µg/l)	Silver (dissolved) (µg/l)	Sodium ()	Thallium (total) (µg/l)	Thallium (dissolved) (µg/l)	Vanadium (total) (µg/l)	Vanadium (dissolved) (µg/l)	Zinc (dissolved) (µg/l)	Zinc (total) (µg/l)	Chloride (mg/l)	Comments
10/1/2002	--	--	--	--	--	--	--	--	--	--	--	--	--
12/30/2002	--	--	--	--	--	--	--	--	--	--	--	--	--
5/2/2003	--	--	--	--	--	--	--	--	--	--	--	--	--
7/1/2003	--	--	--	--	--	--	--	--	--	--	--	--	--
10/3/2003	--	--	--	--	--	--	--	--	--	--	--	--	--
1/8/2004	--	--	--	--	--	--	--	--	--	--	--	--	--
4/15/2004	--	--	--	--	--	--	--	--	--	--	--	--	--
7/15/2004	--	--	--	--	--	--	--	--	--	--	--	--	--
12/8/2004	--	--	--	--	--	--	--	--	--	--	--	--	--
3/23/2005	--	--	--	--	--	--	--	--	--	--	--	--	--
6/28/2005	--	--	--	--	--	--	--	--	--	--	--	--	--
9/23/2005	--	--	--	--	--	--	--	--	--	--	--	--	--
12/30/2005	--	--	--	--	--	--	--	--	--	--	--	--	--
3/24/2006	--	--	--	--	--	--	--	--	--	--	--	--	--
6/26/2006	--	--	--	--	--	--	--	--	--	--	--	--	--
9/26/2006	--	--	--	--	--	--	--	--	--	--	--	--	--
11/21/2006	--	--	--	--	--	--	--	--	--	--	--	--	--
3/26/2007	--	--	--	--	--	--	--	--	--	--	--	--	--
6/27/2007	--	--	--	--	--	--	--	--	--	--	--	--	--
3/17/2008	ND<100	ND<100	ND<10	ND<10	90	ND<100	ND<100	15	ND<10	ND<10	79	160	
6/12/2008	ND<100	ND<100	ND<10	ND<10	76	ND<100	ND<100	ND<10	ND<10	11	ND<50	190	
6/15/2010	ND<100	ND<100	ND<10	ND<10	96	ND<100	ND<100	14	ND<10	ND<10	72	170	
12/20/2010	ND<100	ND<100	ND<10	ND<10	93	ND<100	ND<100	22	ND<10	ND<10	57	190	
U-7													
1/3/2002	--	--	--	--	--	--	--	--	--	--	--	--	--
10/1/2002	--	--	--	--	--	--	--	--	--	--	--	--	--
12/30/2002	--	--	--	--	--	--	--	--	--	--	--	--	--
5/2/2003	--	--	--	--	--	--	--	--	--	--	--	--	--
7/1/2003	--	--	--	--	--	--	--	--	--	--	--	--	--
10/3/2003	--	--	--	--	--	--	--	--	--	--	--	--	--
1/8/2004	--	--	--	--	--	--	--	--	--	--	--	--	--
4/15/2004	--	--	--	--	--	--	--	--	--	--	--	--	--
7/15/2004	--	--	--	--	--	--	--	--	--	--	--	--	--
12/8/2004	--	--	--	--	--	--	--	--	--	--	--	--	--
3/23/2005	--	--	--	--	--	--	--	--	--	--	--	--	--

Table 2d
ADDITIONAL HISTORIC ANALYTICAL RESULTS

76 Station 4186

Date Sampled	Selenium (total) (µg/l)	Selenium (dissolved) (µg/l)	Silver (total) (µg/l)	Silver (dissolved) (µg/l)	Sodium ()	Thallium (total) (µg/l)	Thallium (dissolved) (µg/l)	Vanadium (total) (µg/l)	Vanadium (dissolved) (µg/l)	Zinc (dissolved) (µg/l)	Zinc (total) (µg/l)	Chloride (mg/l)	Comments
6/28/2005	--	--	--	--	--	--	--	--	--	--	--	--	
9/23/2005	--	--	--	--	--	--	--	--	--	--	--	--	
12/30/2005	--	--	--	--	--	--	--	--	--	--	--	--	
3/24/2006	--	--	--	--	--	--	--	--	--	--	--	--	
6/26/2006	--	--	--	--	--	--	--	--	--	--	--	--	
9/26/2006	--	--	--	--	--	--	--	--	--	--	--	--	
11/21/2006	--	--	--	--	--	--	--	--	--	--	--	--	
3/26/2007	--	--	--	--	--	--	--	--	--	--	--	--	
6/27/2007	--	--	--	--	--	--	--	--	--	--	--	--	
3/17/2008	ND<100	ND<100	ND<10	ND<10	68	ND<100	ND<100	12	ND<10	ND<10	51	91	
6/12/2008	ND<100	ND<100	ND<10	ND<10	59	ND<100	ND<100	ND<10	ND<10	11	ND<50	120	
6/11/2009	ND<100	ND<100	ND<10	ND<10	62	ND<100	ND<100	ND<10	ND<10	26	ND<50	110	
12/9/2009	ND<100	ND<100	ND<10	ND<10	64	ND<100	ND<100	13	ND<10	ND<10	ND<50	110	
6/15/2010	ND<100	ND<100	ND<10	ND<10	66	ND<100	ND<100	ND<10	ND<10	ND<10	ND<50	110	
12/20/2010	ND<100	ND<100	ND<10	ND<10	64	ND<100	ND<100	ND<10	ND<10	ND<10	ND<50	87	
U-8													
12/9/2009	ND<100	ND<100	ND<10	ND<10	58	ND<100	ND<100	96	ND<10	ND<10	180	59	
6/15/2010	ND<100	ND<100	ND<10	ND<10	50	ND<100	ND<100	10	ND<10	ND<10	ND<50	59	
12/20/2010	ND<100	ND<100	ND<10	ND<10	47	ND<100	ND<100	ND<10	ND<10	ND<10	ND<50	50	
U-9													
12/9/2009	ND<100	ND<100	ND<10	ND<10	84	ND<100	ND<100	ND<10	ND<10	ND<10	55	100	
6/15/2010	ND<100	ND<100	ND<10	ND<10	61	ND<100	ND<100	31	ND<10	ND<10	94	70	
12/20/2010	ND<100	ND<100	ND<10	ND<10	54	ND<100	ND<100	22	ND<10	ND<10	55	64	
U-10													
6/11/2009	--	ND<100	--	ND<10	170	--	ND<100	--	ND<10	24	--	110	
12/9/2009	ND<100	ND<100	ND<10	ND<10	130	ND<100	ND<100	16	ND<10	ND<10	ND<50	47	
6/15/2010	ND<100	ND<100	ND<10	ND<10	67	ND<100	ND<100	ND<10	ND<10	30	ND<50	46	
12/20/2010	ND<100	ND<100	ND<10	ND<10	55	ND<100	ND<100	31	ND<10	ND<10	85	34	
U-11													
6/11/2009	--	--	--	--	--	--	--	--	--	--	--	--	
12/9/2009	ND<100	ND<100	ND<10	ND<10	67	ND<100	ND<100	19	ND<10	ND<10	ND<50	70	
6/15/2010	ND<100	ND<100	ND<10	ND<10	120	ND<100	ND<100	29	ND<10	10	62	60	
12/20/2010	ND<100	ND<100	ND<10	ND<10	59	ND<100	ND<100	27	ND<10	ND<10	64	55	
U-12													
12/3/2008	ND<100	ND<100	ND<10	ND<10	49	ND<100	ND<100	ND<10	ND<10	26	ND<50	85	

Table 2d
ADDITIONAL HISTORIC ANALYTICAL RESULTS

76 Station 4186

Date Sampled	Selenium (total) (µg/l)	Selenium (dissolved) (µg/l)	Silver (total) (µg/l)	Silver (dissolved) (µg/l)	Sodium ()	Thallium (total) (µg/l)	Thallium (dissolved) (µg/l)	Vanadium (total) (µg/l)	Vanadium (dissolved) (µg/l)	Zinc (dissolved) (µg/l)	Zinc (total) (µg/l)	Chloride (mg/l)	Comments
2/18/2009	ND<100	ND<100	ND<10	ND<10	48	ND<100	ND<100	ND<10	ND<10	13	ND<50	86	
6/11/2009	ND<100	ND<100	ND<10	ND<10	50	ND<100	ND<100	ND<10	ND<10	30	ND<50	91	
12/9/2009	ND<100	ND<100	ND<10	ND<10	51	ND<100	ND<100	ND<10	ND<10	ND<10	ND<50	83	
6/15/2010	ND<100	ND<100	ND<10	ND<10	50	ND<100	ND<100	ND<10	ND<10	18	ND<50	85	
12/20/2010	ND<100	ND<100	ND<10	ND<10	51	ND<100	ND<100	ND<10	ND<10	160	170	87	
U-13													
12/3/2008	ND<100	ND<100	ND<10	ND<10	59	ND<100	ND<100	ND<10	ND<10	ND<10	ND<50	95	
2/18/2009	ND<100	ND<100	ND<10	ND<10	65	ND<100	ND<100	ND<10	ND<10	ND<10	ND<50	96	
6/11/2009	ND<100	ND<100	ND<10	ND<10	66	ND<100	ND<100	ND<10	ND<10	29	ND<50	100	
12/9/2009	ND<100	ND<100	ND<10	ND<10	110	ND<100	ND<10	ND<10	ND<10	ND<10	ND<50	82	
6/15/2010	ND<100	ND<100	ND<10	ND<10	110	ND<100	ND<100	ND<10	ND<10	ND<10	ND<50	80	
12/20/2010	ND<100	ND<100	ND<10	ND<10	100	ND<100	ND<100	ND<10	ND<10	14	ND<50	81	
U-14													
12/3/2008	ND<100	ND<100	ND<10	ND<10	48	ND<100	ND<100	ND<10	ND<10	43	69	85	
2/18/2009	ND<100	ND<100	ND<10	ND<10	47	ND<100	ND<100	ND<10	ND<10	24	53	84	
6/11/2009	ND<100	ND<100	ND<10	ND<10	47	ND<100	ND<100	ND<10	ND<10	34	ND<50	86	
12/9/2009	ND<100	ND<100	ND<10	ND<10	41	ND<100	ND<100	ND<10	ND<10	21	64	66	
6/15/2010	ND<100	ND<100	ND<10	ND<10	35	ND<100	ND<100	ND<10	ND<10	19	57	55	
12/20/2010	ND<100	ND<100	ND<10	ND<10	36	ND<100	ND<100	ND<10	ND<10	59	84	56	
U-15													
12/3/2008	ND<100	ND<100	ND<10	ND<10	48	ND<100	ND<100	ND<10	ND<10	36	54	87	
2/18/2009	ND<100	ND<100	ND<10	ND<10	78	ND<100	ND<100	ND<10	ND<10	ND<10	ND<50	86	
6/11/2009	ND<100	ND<100	ND<10	ND<10	76	ND<100	ND<100	ND<10	ND<10	24	ND<50	92	
12/9/2009	ND<100	ND<100	ND<10	ND<10	80	ND<100	ND<100	ND<10	ND<10	ND<10	52	85	
6/15/2010	ND<100	ND<100	ND<10	ND<10	95	ND<100	ND<100	ND<10	ND<10	ND<10	ND<50	84	
12/20/2010	ND<100	ND<100	ND<10	ND<10	100	ND<100	ND<100	ND<10	ND<10	ND<10	ND<50	82	

**Table 2e
ADDITIONAL HISTORIC ANALYTICAL RESULTS**

76 Station 4186

Date Sampled	Fluoride (mg/l)	Nitrogen as Nitrate (mg/l)	Sulfate (mg/l)	TDS (mg/l)	Field Con- ductivity (μ)	Field pH (μ)	Field Temp. (μ)	Post-purge Dissolved Oxygen (μ)	Pre-purge Dissolved Oxygen (μ)	Pre-purge ORP (μ)	Post-purge ORP (μ)	Comments
U-1												
10/2/2000	--	--	--	--	--	--	--	--	--	--	--	--
12/30/2002	--	--	--	--	--	--	--	0.60	--	--	91	
5/2/2003	--	--	--	--	--	--	--	0.50	--	--	90	
7/1/2003	--	--	--	--	--	--	--	0.60	--	--	110	
10/3/2003	--	--	--	--	--	--	--	3.79	--	--	329	
1/8/2004	--	--	--	--	--	--	--	12.36	--	--	184	
4/15/2004	--	--	--	--	--	--	--	10.56	--	--	213	
7/15/2004	--	--	--	--	--	--	--	6.62	--	--	251	
12/8/2004	--	--	--	--	--	--	--	2.66	--	--	68	
3/23/2005	--	--	--	--	--	--	--	3.12	--	--	091	
6/28/2005	--	--	--	--	--	--	--	8.84	--	--	153	
9/23/2005	--	--	--	--	--	--	--	2.26	--	--	187	
12/30/2005	--	--	--	--	--	--	--	7.74	--	--	159	
3/24/2006	--	--	--	--	--	--	--	4.02	3.88	036	016	
6/26/2006	--	--	--	--	--	--	--	7.05	5.50	008	007	
9/26/2006	--	--	--	--	--	--	--	4.24	4.66	203	200	
11/21/2006	--	--	--	--	--	--	--	4.24	4.56	1.97	2.00	
3/26/2007	--	--	--	--	--	--	--	6.58	6.98	107	102	
6/27/2007	--	--	--	--	--	--	--	4.98	4.85	20	34	
3/17/2008	--	--	--	--	--	--	--	3.12	2.43	151	153	
6/15/2010	0.15	17	40	740	1295	6.62	19.5	1.36	--	--	221	
12/20/2010	0.098	19	37	610	937.4	6.93	20.3	1.18	--	--	227	
U-2												
10/2/2000	--	--	--	--	--	--	--	--	--	--	--	--
10/1/2002	--	--	--	--	--	--	--	1.40	--	--	--	--
12/30/2002	--	--	--	--	--	--	--	2.80	--	--	120	
5/2/2003	--	--	--	--	--	--	--	150.00	--	--	120	
7/1/2003	--	--	--	--	--	--	--	1.20	--	--	110	
10/3/2003	--	--	--	--	--	--	--	5.61	--	--	321	
1/8/2004	--	--	--	--	--	--	--	12.11	--	--	- 6	
4/15/2004	--	--	--	--	--	--	--	11.39	--	--	259	
7/15/2004	--	--	--	--	--	--	--	7.46	--	--	238	
12/8/2004	--	--	--	--	--	--	--	3.57	--	--	132	
3/23/2005	--	--	--	--	--	--	--	4.57	--	--	024	

**Table 2e
ADDITIONAL HISTORIC ANALYTICAL RESULTS**

76 Station 4186

Date Sampled	Fluoride (mg/l)	Nitrogen as Nitrate (mg/l)	Sulfate (mg/l)	TDS (mg/l)	Field Conductivity ()	Field pH ()	Field Temp. ()	Post-purge Dissolved Oxygen ()	Pre-purge Dissolved Oxygen ()	Pre-purge ORP ()	Post-purge ORP ()	Comments
6/28/2005	--	--	--	--	--	--	--	8.08	--	--	230	
9/23/2005	--	--	--	--	--	--	--	5.47	--	--	188	
12/30/2005	--	--	--	--	--	--	--	8.33	--	--	177	
3/24/2006	--	--	--	--	--	--	--	4.80	6.20	-004	002	
6/26/2006	--	--	--	--	--	--	--	6.20	4.51	040	046	
9/26/2006	--	--	--	--	--	--	--	3.70	3.49	-31	-17	
11/21/2006	--	--	--	--	--	--	--	3.70	3.45	-29	-20	
3/26/2007	--	--	--	--	--	--	--	10.05	10.31	90	95	
6/27/2007	--	--	--	--	--	--	--	3.87	4.21	-63	-41	
9/23/2007	--	--	--	--	--	--	--	--	--	-133	-48	
3/17/2008	--	--	--	600	--	--	--	3.31	3.13	154	153	
6/12/2008	--	--	--	--	--	--	--	--	8.32	177	--	
6/15/2010	0.16	16	74	680	1108	6.54	19.5	3.00	--	--	202	
12/20/2010	0.099	16	47	500	878.7	6.89	18.9	4.44	--	--	246	
U-3												
10/2/2000	--	--	--	--	--	--	--	--	--	--	--	
1/8/2001	--	--	--	--	--	--	--	--	--	--	--	
4/3/2001	--	--	--	--	--	--	--	--	--	--	--	
7/2/2001	--	--	--	--	--	--	--	--	--	--	--	
10/8/2001	--	--	--	--	--	--	--	--	--	--	--	
1/3/2002	--	--	--	--	--	--	--	--	--	--	--	
4/5/2002	--	--	--	--	--	--	--	--	--	--	--	
7/2/2002	--	--	--	--	--	--	--	--	--	--	--	
10/1/2002	--	--	--	--	--	--	--	0.50	--	--	-47	
12/30/2002	--	--	--	--	--	--	--	0.20	--	--	106	
5/2/2003	--	--	--	--	--	--	--	0.50	--	--	85	
7/1/2003	--	--	--	--	--	--	--	0.50	--	--	90	
10/3/2003	--	--	--	--	--	--	--	3.80	--	--	-27	
1/8/2004	--	--	--	--	--	--	--	12.82	--	--	133	
4/15/2004	--	--	--	--	--	--	--	3.11	--	--	24	
7/15/2004	--	--	--	--	--	--	--	1.90	--	--	53	
12/8/2004	--	--	--	--	--	--	--	1.30	--	--	-81	
3/23/2005	--	--	--	--	--	--	--	0.52	--	--	-087	
6/28/2005	--	--	--	--	--	--	--	1.47	--	--	-151	
9/23/2005	--	--	--	--	--	--	--	1.40	--	--	-80	

**Table 2e
ADDITIONAL HISTORIC ANALYTICAL RESULTS**

76 Station 4186

Date Sampled	Fluoride (mg/l)	Nitrogen as Nitrate (mg/l)	Sulfate (mg/l)	TDS (mg/l)	Field Conductivity (µ)	Field pH (°)	Field Temp. (°)	Post-purge Dissolved Oxygen (°)	Pre-purge Dissolved Oxygen (°)	Pre-purge ORP (°)	Post-purge ORP (°)	Comments
12/30/2005	--	--	--	--	--	--	--	1.45	--	--	-068	
3/24/2006	--	--	--	--	--	--	--	1.53	0.79	003	009	
6/26/2006	--	--	--	--	--	--	--	2.19	3.56	015	017	
9/26/2006	--	--	--	--	--	--	--	1.06	1.10	-72	-95	
11/21/2006	--	--	--	--	--	--	--	1.04	1.10	-83	-96	
3/26/2007	--	--	--	--	--	--	--	7.08	6.99	78	68	
6/27/2007	--	--	--	--	--	--	--	4.89	4.79	-79	-82	
9/23/2007	--	--	--	--	--	--	--	--	--	-114	-88	
3/17/2008	0.073	ND<0.44	ND<1.0	530	--	--	--	2.88	1.96	-5	-33	
6/12/2008	--	--	--	--	--	--	--	0.11	1.30	-17	-40	
12/9/2009	--	--	--	--	781	6.95	16.7	--	--	--	--	
6/15/2010	0.15	ND<0.44	ND<1.0	630	1019	6.52	19.6	0.94	--	--	7	
12/20/2010	0.11	0.71	9.3	460	758.2	6.58	20.0	1.29	--	--	-63	
U-4												
4/3/2001	--	--	--	--	--	--	--	--	--	--	--	
7/2/2001	--	--	--	--	--	--	--	--	--	--	--	
1/3/2002	--	--	--	--	--	--	--	--	--	--	--	
10/1/2002	--	--	--	--	--	--	--	1.00	--	--	83	
12/30/2002	--	--	--	--	--	--	--	0.40	--	--	126	
5/2/2003	--	--	--	--	--	--	--	0.70	--	--	120	
7/1/2003	--	--	--	--	--	--	--	0.60	--	--	130	
10/3/2003	--	--	--	--	--	--	--	2.06	--	--	3.05	
1/8/2004	--	--	--	--	--	--	--	11.90	--	--	76	
4/15/2004	--	--	--	--	--	--	--	3.30	--	--	116	
7/15/2004	--	--	--	--	--	--	--	2.50	--	--	32	
12/8/2004	--	--	--	--	--	--	--	2.09	--	--	47	
3/23/2005	--	--	--	--	--	--	--	0.04	--	--	021	
6/28/2005	--	--	--	--	--	--	--	2.24	--	--	120	
9/23/2005	--	--	--	--	--	--	--	3.01	--	--	176	
12/30/2005	--	--	--	--	--	--	--	1.96	--	--	175	
3/24/2006	--	--	--	--	--	--	--	1.17	1.48	015	014	
6/26/2006	--	--	--	--	--	--	--	2.55	1.31	031	034	
9/26/2006	--	--	--	--	--	--	--	1.38	1.23	-54	-7	
11/21/2006	--	--	--	--	--	--	--	1.38	1.13	-60	-10	
3/26/2007	--	--	--	--	--	--	--	7.09	7.28	14	25	

**Table 2e
ADDITIONAL HISTORIC ANALYTICAL RESULTS**

76 Station 4186

Date Sampled	Fluoride (mg/l)	Nitrogen as Nitrate (mg/l)	Sulfate (mg/l)	TDS (mg/l)	Field Conductivity (µ)	Field pH (°)	Field Temp. (°)	Post-purge Dissolved Oxygen (°)	Pre-purge Dissolved Oxygen (°)	Pre-purge ORP (°)	Post-purge ORP (°)	Comments
6/27/2007	--	--	--	--	--	--	--	2.82	2.62	82	73	
3/17/2008	0.12	0.61	29	540	--	--	--	2.47	2.71	153	150	
6/12/2008	0.14	ND<0.44	30	610	--	--	--	1.26	4.00	185	188	
12/9/2009	0.096	0.59	37	590	927	7.55	15.5	1.82	--	--	-84	
6/15/2010	0.18	24	37	630	1057	7.71	20.2	1.02	--	--	54	
12/20/2010	0.12	7.5	28	570	945.4	7.43	18.8	3.30	--	--	253	
U-5												
4/3/2001	--	--	--	--	--	--	--	--	--	--	--	
7/2/2001	--	--	--	--	--	--	--	--	--	--	--	
10/8/2001	--	--	--	--	--	--	--	--	--	--	--	
1/3/2002	--	--	--	--	--	--	--	--	--	--	--	
5/2/2003	--	--	--	--	--	--	--	0.60	--	--	120	
7/1/2003	--	--	--	--	--	--	--	0.90	--	--	145	
10/3/2003	--	--	--	--	--	--	--	2.21	--	--	3.13	
1/8/2004	--	--	--	--	--	--	--	11.27	--	--	104	
4/15/2004	--	--	--	--	--	--	--	3.35	--	--	65	
7/15/2004	--	--	--	--	--	--	--	2.87	--	--	66	
12/8/2004	--	--	--	--	--	--	--	1.67	--	--	102	
3/23/2005	--	--	--	--	--	--	--	0.75	--	--	131	
6/28/2005	--	--	--	--	--	--	--	2.29	--	--	103	
9/23/2005	--	--	--	--	--	--	--	2.05	--	--	172	
12/30/2005	--	--	--	--	--	--	--	1.39	--	--	171	
3/24/2006	--	--	--	--	--	--	--	0.97	0.97	011	013	
6/26/2006	--	--	--	--	--	--	--	7.18	7.23	091	084	
9/26/2006	--	--	--	--	--	--	--	1.19	0.80	44	44	
11/21/2006	--	--	--	--	--	--	--	1.12	0.79	41	47	
3/26/2007	--	--	--	--	--	--	--	3.20	3.60	31	52	
6/27/2007	--	--	--	--	--	--	--	2.01	1.67	66	58	
3/17/2008	0.086	3.8	31	530	--	--	--	2.91	1.98	151	156	
6/12/2008	0.070	1.8	26	550	--	--	--	1.89	1.22	172	171	
12/9/2009	0.17	ND<0.44	30	530	792	7.40	18.2	1.12	--	--	-101	
6/15/2010	0.13	3.3	36	550	1087	7.59	21.4	0.25	--	--	67	
12/20/2010	0.14	4.5	36	600	933.6	7.47	17.8	0.62	--	--	240	
U-6												
1/3/2002	--	--	--	--	--	--	--	--	--	--	--	

**Table 2e
ADDITIONAL HISTORIC ANALYTICAL RESULTS**

76 Station 4186

Date Sampled	Fluoride (mg/l)	Nitrogen as Nitrate (mg/l)	Sulfate (mg/l)	TDS (mg/l)	Field Conductivity (µ)	Field pH (°)	Field Temp. (°)	Post-purge Dissolved Oxygen (°)	Pre-purge Dissolved Oxygen (°)	Pre-purge ORP (°)	Post-purge ORP (°)	Comments
10/1/2002	--	--	--	--	--	--	--	0.90	--	--	--	
12/30/2002	--	--	--	--	--	--	--	0.20	--	--	88	
5/2/2003	--	--	--	--	--	--	--	0.90	--	--	145	
7/1/2003	--	--	--	--	--	--	--	0.70	--	--	120	
10/3/2003	--	--	--	--	--	--	--	2.26	--	--	12	
1/8/2004	--	--	--	--	--	--	--	11.95	--	--	-37	
4/15/2004	--	--	--	--	--	--	--	3.47	--	--	-20	
7/15/2004	--	--	--	--	--	--	--	3.25	--	--	-43	
12/8/2004	--	--	--	--	--	--	--	0.94	--	--	-91	
3/23/2005	--	--	--	--	--	--	--	0.55	--	--	-077	
6/28/2005	--	--	--	--	--	--	--	0.86	--	--	-129	
9/23/2005	--	--	--	--	--	--	--	1.97	--	--	-82	
12/30/2005	--	--	--	--	--	--	--	1.01	--	--	-66	
3/24/2006	--	--	--	--	--	--	--	0.79	1.25	011	009	
6/26/2006	--	--	--	--	--	--	--	1.23	5.48	015	027	
9/26/2006	--	--	--	--	--	--	--	6.97	7.05	-67	-69	
11/21/2006	--	--	--	--	--	--	--	0.83	1.05	-65	-69	
3/26/2007	--	--	--	--	--	--	--	6.40	6.26	15	9	
6/27/2007	--	--	--	--	--	--	--	3.51	3.20	-64	-54	
3/17/2008	0.066	ND<0.44	51	860	--	--	--	1.19	1.87	101	26	
6/12/2008	0.11	0.45	27	860	--	--	--	1.10	2.08	-20	-26	
6/15/2010	0.17	ND<0.44	13	960	1830	6.57	19.3	1.04	--	--	-55	
12/20/2010	0.10	1.5	32	940	1580	6.50	17.3	0.90	--	--	9	
U-7												
1/3/2002	--	--	--	--	--	--	--	--	--	--	--	
10/1/2002	--	--	--	--	--	--	--	1.80	--	--	-60	
12/30/2002	--	--	--	--	--	--	--	0.10	--	--	121	
5/2/2003	--	--	--	--	--	--	--	0.40	--	--	105	
7/1/2003	--	--	--	--	--	--	--	0.50	--	--	95	
10/3/2003	--	--	--	--	--	--	--	2.91	--	--	-21	
1/8/2004	--	--	--	--	--	--	--	11.85	--	--	-51	
4/15/2004	--	--	--	--	--	--	--	4.68	--	--	-16	
7/15/2004	--	--	--	--	--	--	--	2.55	--	--	-52	
12/8/2004	--	--	--	--	--	--	--	1.20	--	--	-88	
3/23/2005	--	--	--	--	--	--	--	0.21	--	--	-088	

**Table 2e
ADDITIONAL HISTORIC ANALYTICAL RESULTS**

76 Station 4186

Date Sampled	Fluoride (mg/l)	Nitrogen as Nitrate (mg/l)	Sulfate (mg/l)	TDS (mg/l)	Field Conductivity ()	Field pH ()	Field Temp. ()	Post-purge Dissolved Oxygen ()	Pre-purge Dissolved Oxygen ()	Pre-purge ORP ()	Post-purge ORP ()	Comments
6/28/2005	--	--	--	--	--	--	--	1.32	--	--	-160	
9/23/2005	--	--	--	--	--	--	--	2.25	--	--	108	
12/30/2005	--	--	--	--	--	--	--	1.12	--	--	105	
3/24/2006	--	--	--	--	--	--	--	1.09	0.99	008	009	
6/26/2006	--	--	--	--	--	--	--	1.46	1.27	025	032	
9/26/2006	--	--	--	--	--	--	--	0.78	1.02	-47	-63	
11/21/2006	--	--	--	--	--	--	--	0.88	0.98	-43	-59	
3/26/2007	--	--	--	--	--	--	--	5.85	6.00	14	8	
6/27/2007	--	--	--	--	--	--	--	2.98	2.60	-90	-102	
3/17/2008	0.077	ND<0.44	7.0	640	--	--	--	3.06	2.86	137	120	
6/12/2008	0.15	19	13	700	--	--	--	0.98	2.27	9	-11	
6/11/2009	ND<0.050	ND<0.44	30	490	--	--	--	--	--	--	--	
12/9/2009	0.12	ND<0.44	13	510	772	7.27	17.0	0.94	--	--	23	
6/15/2010	0.15	ND<0.44	12	540	1080	7.76	22.4	0.15	--	--	17	
12/20/2010	0.074	17	22	570	1040	8.05	17.5	0.84	--	--	40	
U-8												
12/9/2009	0.19	ND<0.44	4.1	630	972	7.87	16.6	2.06	--	--	-78	
6/15/2010	0.19	0.59	16	600	2757	7.09	21.2	0.51	--	--	-32	
12/20/2010	0.13	1.1	24	520	1078	7.01	18.9	0.96	--	--	-56	
U-9												
12/9/2009	0.30	ND<0.44	ND<1.0	860	1203	6.94	13.5	1.29	--	--	-10	
6/15/2010	0.20	ND<0.44	12	630	1196	6.82	19.4	2.45	--	--	-89	
12/20/2010	0.12	ND<0.44	17	570	984.9	7.49	17.8	0.55	--	--	-41	
U-10												
6/11/2009	0.49	ND<0.44	190	970	--	--	--	--	--	--	--	
12/9/2009	0.33	ND<0.44	76	880	1009	7.04	17.9	0.94	--	--	-77	
6/15/2010	0.16	ND<0.44	8.2	700	1188	7.18	21.4	0.48	--	--	-66	
12/20/2010	0.18	ND<0.44	4.7	600	1066	7.06	18.1	0.99	--	--	-92	
U-11												
6/11/2009	--	--	--	--	--	--	--	--	--	--	--	
12/9/2009	0.26	ND<0.44	4.9	700	896	7.47	17.3	1.39	--	--	91	
6/15/2010	0.67	ND<4.4	7600	11000	5791	6.81	20.9	0.65	--	--	63	
12/20/2010	0.22	2.7	1500	2800	2203	6.69	18.0	0.82	--	--	-33	
U-12												
12/3/2008	0.14	28	59	630	--	--	--	2.85	2.71	66	26	

**Table 2e
ADDITIONAL HISTORIC ANALYTICAL RESULTS**

76 Station 4186

Date Sampled	Fluoride (mg/l)	Nitrogen as Nitrate (mg/l)	Sulfate (mg/l)	TDS (mg/l)	Field Conductivity ()	Field pH ()	Field Temp. (°C)	Post-purge Dissolved Oxygen (mg/l)	Pre-purge Dissolved Oxygen (mg/l)	Pre-purge ORP (mV)	Post-purge ORP (mV)	Comments
2/18/2009	0.086	29	61	610	1007	7.82	18.2	2.74	2.65	145	121	
6/11/2009	0.13	29	61	610	--	--	--	--	--	--	--	
12/9/2009	0.20	26	57	550	813	7.75	17.1	2.51	--	--	62	
6/15/2010	0.19	26	56	580	979.4	7.41	21.4	2.53	--	--	65	
12/20/2010	0.13	23	54	600	962.8	7.28	19.5	3.22	--	--	104	
U-13												
12/3/2008	0.16	26	65	610	--	--	--	1.70	2.21	62	58	
2/18/2009	0.20	26	69	510	1022	7.75	18.0	1.49	1.52	171	110	
6/11/2009	0.14	25	71	550	--	--	--	--	--	--	--	
12/9/2009	0.15	22	59	600	820	7.61	16.6	1.65	--	--	-52	
6/15/2010	0.091	25	54	620	996.2	7.46	20.2	1.75	--	--	37	
12/20/2010	0.10	24	55	640	914.8	7.76	17.3	2.23	--	--	179	
U-14												
12/3/2008	0.14	25	55	660	--	--	--	2.63	2.96	91	59	
2/18/2009	0.13	25	57	560	950.4	7.70	18.4	2.25	2.55	106	113	
6/11/2009	0.11	25	56	600	--	--	--	--	--	--	--	
12/9/2009	0.084	26	44	460	776	7.90	17.9	1.66	--	--	-22	
6/15/2010	0.10	25	38	400	971.6	7.53	18.9	1.67	--	--	-26	
12/20/2010	0.094	23	38	420	874.8	7.78	18.3	2.33	--	--	236	
U-15												
12/3/2008	0.13	21	52	670	--	--	--	2.21	2.55	108	118	
2/18/2009	0.12	23	54	570	962.4	7.66	17.4	1.98	1.95	109	104	
6/11/2009	0.12	22	55	560	--	--	--	--	--	--	--	
12/9/2009	0.17	18	52	560	831	7.85	15.1	1.98	--	--	-84	
6/15/2010	0.15	21	56	590	985.7	7.68	20.8	2.09	--	--	40	
12/20/2010	0.13	20	53	620	983.7	7.52	18.5	2.38	--	--	118	

ARCADIS

Attachment C

Laboratory Report and Chain-of-Custody Documentation



Date of Report: 07/10/2012

Kathy Brandt

Arcadis

1900 Powell Street 12th Floor
Emeryville, CA 94608

Project: 4186
BC Work Order: 1211580
Invoice ID: B125490

Enclosed are the results of analyses for samples received by the laboratory on 6/26/2012. If you have any questions concerning this report, please feel free to contact me.

Sincerely,

Contact Person: Molly Meyers
Client Service Rep

Authorized Signature

Certifications: CA ELAP #1186; NV #CA00014



Table of Contents

Sample Information

Chain of Custody and Cooler Receipt form.....	4
Laboratory / Client Sample Cross Reference.....	7

Sample Results

1211580-01 - U-2-W-120626	
Volatile Organic Analysis (EPA Method 8260).....	11
Gas Testing in Water.....	12
Water Analysis (General Chemistry).....	13
Water Analysis (Metals).....	14
1211580-02 - U-2-W-120626	
Water Analysis (General Chemistry).....	16
1211580-03 - U-4-W-120626	
Volatile Organic Analysis (EPA Method 8260).....	17
Gas Testing in Water.....	18
Water Analysis (General Chemistry).....	19
Water Analysis (Metals).....	20
1211580-04 - U-5-W-120626	
Volatile Organic Analysis (EPA Method 8260).....	22
Gas Testing in Water.....	23
Water Analysis (General Chemistry).....	24
1211580-05 - U-6-W-120626	
Volatile Organic Analysis (EPA Method 8260).....	25
Gas Testing in Water.....	26
Water Analysis (General Chemistry).....	27
1211580-06 - U-7-W-120626	
Volatile Organic Analysis (EPA Method 8260).....	28
Gas Testing in Water.....	29
Water Analysis (General Chemistry).....	30
1211580-07 - U-8-W-120626	
Volatile Organic Analysis (EPA Method 8260).....	31
Gas Testing in Water.....	32
Water Analysis (General Chemistry).....	33
Water Analysis (Metals).....	34
1211580-08 - U-9-W-120626	
Volatile Organic Analysis (EPA Method 8260).....	36
Gas Testing in Water.....	37
Water Analysis (General Chemistry).....	38
Water Analysis (Metals).....	39
1211580-09 - U-10-W-120626	
Volatile Organic Analysis (EPA Method 8260).....	41
Gas Testing in Water.....	42
Water Analysis (General Chemistry).....	43
Water Analysis (Metals).....	44
1211580-10 - U-11-W-120626	
Volatile Organic Analysis (EPA Method 8260).....	46
Gas Testing in Water.....	47
Water Analysis (General Chemistry).....	48
Water Analysis (Metals).....	49

Quality Control Reports

Volatile Organic Analysis (EPA Method 8260)	
Method Blank Analysis.....	51
Laboratory Control Sample.....	52
Precision and Accuracy.....	53
Gas Testing in Water	



Table of Contents

Method Blank Analysis.....	54
Laboratory Control Sample.....	55
Water Analysis (General Chemistry)	
Method Blank Analysis.....	56
Laboratory Control Sample.....	57
Precision and Accuracy.....	58
Water Analysis (Metals)	
Method Blank Analysis.....	59
Laboratory Control Sample.....	61
Precision and Accuracy.....	63
Notes	
Notes and Definitions.....	67



Environmental Testing Laboratory Since 1949

12-11580

Chain of Custody and Cooler Receipt Form for 1211580 Page 1 of 3

CHAIN OF CUSTODY FORM
Union Oil Company of California 6101 Bollinger Canyon Road San Ramon, CA 94583

COC 1 of 1

Form containing site information (Union Oil Site ID: 4186, Site Global ID: T0600101777), analyst details (Kathy Brandt), and a table of samples (U-2 to U-11) with columns for Matrix, DTW, Date, Sample Time, # of Containers, and various analytical tests.

The results in this report apply to the samples analyzed in accordance with the chain of custody document. This analytical report must be reproduced in its entirety. All results listed in this report are for the exclusive use of the submitting party. BC Laboratories, Inc. assumes no responsibility for report alteration, separation, detachment or third party interpretation.



BC LABORATORIES INC.		SAMPLE RECEIPT FORM		Rev. No. 12	06/24/08	Page 1 of 2				
Submission #: 12-11580										
SHIPPING INFORMATION Federal Express <input type="checkbox"/> UPS <input type="checkbox"/> Hand Delivery <input type="checkbox"/> BC Lab Field Service <input checked="" type="checkbox"/> Other <input type="checkbox"/> (Specify) _____				SHIPPING CONTAINER Ice Chest <input checked="" type="checkbox"/> None <input type="checkbox"/> Box <input type="checkbox"/> Other <input type="checkbox"/> (Specify) _____						
Refrigerant: Ice <input checked="" type="checkbox"/> Blue Ice <input type="checkbox"/> None <input type="checkbox"/> Other <input type="checkbox"/> Comments: _____										
Custody Seals Ice Chest <input type="checkbox"/> Containers <input type="checkbox"/> None <input checked="" type="checkbox"/> Comments: _____ Intact? Yes <input type="checkbox"/> No <input type="checkbox"/> Intact? Yes <input type="checkbox"/> No <input type="checkbox"/>										
All samples received? Yes <input checked="" type="checkbox"/> No <input type="checkbox"/> All samples containers intact? Yes <input checked="" type="checkbox"/> No <input type="checkbox"/> Description(s) match COC? Yes <input checked="" type="checkbox"/> No <input type="checkbox"/>										
COC Received <input checked="" type="checkbox"/> YES <input type="checkbox"/> NO		Emissivity: 0.98 Container: pipe Thermometer ID: 177			Date/Time 6-26-12					
		Temperature: A 0.0 °C / C 0.7 °C			Analyst Init JNW 2350					
SAMPLE CONTAINERS	SAMPLE NUMBERS									
	1	2	3	4	5	6	7	8	9	10
QT GENERAL MINERAL/GENERAL PHYSICAL		A								
PT PE UNPRESERVED										
QT INORGANIC CHEMICAL METALS										
PT INORGANIC CHEMICAL METALS							F		F	
PT CYANIDE										
PT NITROGEN FORMS										
PT TOTAL SULFIDE										
2oz. NITRATE / NITRITE										
PT TOTAL ORGANIC CARBON										
PT TOX										
PT CHEMICAL OXYGEN DEMAND										
PA PHENOLICS										
40ml VOA VIAL TRAVEL BLANK										
40ml VOA VIAL	A3		A3	A3	A3	A3	A3	A3	A3	A3
QT EPA 413.1, 413.2, 418.1										
PT ODOR										
RADIOLOGICAL										
BACTERIOLOGICAL										
40 ml VOA VIAL - 504 Methane	B2		B2	B2	B2	B2	B2	B2	B2	B2
QT EPA 508/608/8080										
QT EPA 515.1/8150										
QT EPA 525										
QT EPA 525 TRAVEL BLANK										
100ml EPA 547										
100ml EPA 531.1										
QT EPA 548										
QT EPA 549										
QT EPA 632										
QT EPA 8015M										
QT AMBER										
8 OZ. JAR										
32 OZ. JAR										
SOIL SLEEVE										
PCB VIAL										
PLASTIC BAG										
FERROUS IRON										
ENCORE										

Comments: 2 vials received 1/2 full.
 Sample Numbering Completed By: JNW Date/Time: 6/27/12 0015
 A = Actual / C = Corrected

[H:\DOCS\WPP01\LAB_DOCS\FORMS\SAMREC2.WPD]



BC LABORATORIES INC. SAMPLE RECEIPT FORM Rev. No. 12 06/24/08 Page 2 of 2

Submission #: 12-11586

SHIPPING INFORMATION
Federal Express [] UPS [] Hand Delivery []
BC Lab Field Service [x] Other [] (Specify) _____

SHIPPING CONTAINER
Ice Chest [x] None []
Box [] Other [] (Specify) _____

Refrigerant: Ice [x] Blue Ice [] None [] Other [] Comments:

Custody Seals Ice Chest [] Containers [] None [x] Comments:
Intact? Yes [] No [] Intact? Yes [] No []

All samples received? Yes [x] No [] All samples containers intact? Yes [x] No [] Description(s) match COC? Yes [x] No []

COC Received
YES [x] NO []

Emissivity: 0.95 Container: QPE Thermometer ID: 177
Temperature: A 2.4 °C / C 2.5 °C

Date/Time 6-26-12
Analyst Init JOW 2350

Table with columns for Sample Containers and Sample Numbers (1-10). Rows include various test types like QT GENERAL MINERAL, PT PE UNPRESERVED, etc.

Comments:
Sample Numbering Completed By: JOW Date/Time: 6/27/12 0015
A = Actual / C = Corrected

[H:\DOCS\WPB\LAB_DOCS\FORMS\SAMREC2.WPD]



Arcadis
1900 Powell Street 12th Floor
Emeryville, CA 94608

Reported: 07/10/2012 14:38
Project: 4186
Project Number: 351721
Project Manager: Kathy Brandt

Laboratory / Client Sample Cross Reference

Laboratory	Client Sample Information
------------	---------------------------

1211580-01	COC Number: --- Project Number: 4186 Sampling Location: --- Sampling Point: U-2-W-120626 Sampled By: TRCI	Receive Date: 06/26/2012 23:50 Sampling Date: 06/26/2012 08:02 Sample Depth: --- Lab Matrix: Water Sample Type: Groundwater Metal Analysis: 2-Lab Filtered and Acidified Delivery Work Order: Global ID: T0600101777 Location ID (FieldPoint): U-2 Matrix: W Sample QC Type (SACode): CS Cooler ID:
-------------------	--	---

1211580-02	COC Number: --- Project Number: 4186 Sampling Location: --- Sampling Point: U-2-W-120626 Sampled By: TRCI	Receive Date: 06/26/2012 23:50 Sampling Date: 06/26/2012 11:11 Sample Depth: --- Lab Matrix: Water Sample Type: Groundwater Delivery Work Order: Global ID: T0600101777 Location ID (FieldPoint): U-2 Matrix: W Sample QC Type (SACode): CS Cooler ID:
-------------------	--	---

1211580-03	COC Number: --- Project Number: 4186 Sampling Location: --- Sampling Point: U-4-W-120626 Sampled By: TRCI	Receive Date: 06/26/2012 23:50 Sampling Date: 06/26/2012 05:56 Sample Depth: --- Lab Matrix: Water Sample Type: Groundwater Metal Analysis: 2-Lab Filtered and Acidified Delivery Work Order: Global ID: T0600101777 Location ID (FieldPoint): U-4 Matrix: W Sample QC Type (SACode): CS Cooler ID:
-------------------	--	---



Arcadis
1900 Powell Street 12th Floor
Emeryville, CA 94608

Reported: 07/10/2012 14:38
Project: 4186
Project Number: 351721
Project Manager: Kathy Brandt

Laboratory / Client Sample Cross Reference

Laboratory	Client Sample Information
------------	---------------------------

1211580-04	COC Number: --- Project Number: 4186 Sampling Location: --- Sampling Point: U-5-W-120626 Sampled By: TRCI	Receive Date: 06/26/2012 23:50 Sampling Date: 06/26/2012 06:23 Sample Depth: --- Lab Matrix: Water Sample Type: Groundwater Delivery Work Order: Global ID: T0600101777 Location ID (FieldPoint): U-5 Matrix: W Sample QC Type (SACode): CS Cooler ID:
-------------------	--	---

1211580-05	COC Number: --- Project Number: 4186 Sampling Location: --- Sampling Point: U-6-W-120626 Sampled By: TRCI	Receive Date: 06/26/2012 23:50 Sampling Date: 06/26/2012 09:26 Sample Depth: --- Lab Matrix: Water Sample Type: Groundwater Delivery Work Order: Global ID: T0600101777 Location ID (FieldPoint): U-6 Matrix: W Sample QC Type (SACode): CS Cooler ID:
-------------------	--	---

1211580-06	COC Number: --- Project Number: 4186 Sampling Location: --- Sampling Point: U-7-W-120626 Sampled By: TRCI	Receive Date: 06/26/2012 23:50 Sampling Date: 06/26/2012 10:07 Sample Depth: --- Lab Matrix: Water Sample Type: Groundwater Delivery Work Order: Global ID: T0600101777 Location ID (FieldPoint): U-7 Matrix: W Sample QC Type (SACode): CS Cooler ID:
-------------------	--	---



Arcadis
1900 Powell Street 12th Floor
Emeryville, CA 94608

Reported: 07/10/2012 14:38
Project: 4186
Project Number: 351721
Project Manager: Kathy Brandt

Laboratory / Client Sample Cross Reference

Laboratory	Client Sample Information
------------	---------------------------

1211580-07	COC Number: --- Project Number: 4186 Sampling Location: --- Sampling Point: U-8-W-120626 Sampled By: TRCI	Receive Date: 06/26/2012 23:50 Sampling Date: 06/26/2012 10:58 Sample Depth: --- Lab Matrix: Water Sample Type: Groundwater Metal Analysis: 2-Lab Filtered and Acidified Delivery Work Order: Global ID: T0600101777 Location ID (FieldPoint): U-8 Matrix: W Sample QC Type (SACode): CS Cooler ID:
-------------------	--	---

1211580-08	COC Number: --- Project Number: 4186 Sampling Location: --- Sampling Point: U-9-W-120626 Sampled By: TRCI	Receive Date: 06/26/2012 23:50 Sampling Date: 06/26/2012 09:39 Sample Depth: --- Lab Matrix: Water Sample Type: Groundwater Metal Analysis: 2-Lab Filtered and Acidified Delivery Work Order: Global ID: T0600101777 Location ID (FieldPoint): U-9 Matrix: W Sample QC Type (SACode): CS Cooler ID:
-------------------	--	---

1211580-09	COC Number: --- Project Number: 4186 Sampling Location: --- Sampling Point: U-10-W-120626 Sampled By: TRCI	Receive Date: 06/26/2012 23:50 Sampling Date: 06/26/2012 10:38 Sample Depth: --- Lab Matrix: Water Sample Type: Groundwater Metal Analysis: 2-Lab Filtered and Acidified Delivery Work Order: Global ID: T0600101777 Location ID (FieldPoint): U-10 Matrix: W Sample QC Type (SACode): CS Cooler ID:
-------------------	---	--

The results in this report apply to the samples analyzed in accordance with the chain of custody document. This analytical report must be reproduced in its entirety.
All results listed in this report are for the exclusive use of the submitting party. BC Laboratories, Inc. assumes no responsibility for report alteration, separation, detachment or third party interpretation.



Arcadis
1900 Powell Street 12th Floor
Emeryville, CA 94608

Reported: 07/10/2012 14:38
Project: 4186
Project Number: 351721
Project Manager: Kathy Brandt

Laboratory / Client Sample Cross Reference

Laboratory	Client Sample Information
------------	---------------------------

1211580-10

COC Number: ---
Project Number: 4186
Sampling Location: ---
Sampling Point: U-11-W-120626
Sampled By: TRCI

Receive Date: 06/26/2012 23:50
Sampling Date: 06/26/2012 10:19
Sample Depth: ---
Lab Matrix: Water
Sample Type: Groundwater
Metal Analysis: 2-Lab Filtered and Acidified
Delivery Work Order:
Global ID: T0600101777
Location ID (FieldPoint): U-11
Matrix: W
Sample QC Type (SACode): CS
Cooler ID:



Arcadis
1900 Powell Street 12th Floor
Emeryville, CA 94608

Reported: 07/10/2012 14:38
Project: 4186
Project Number: 351721
Project Manager: Kathy Brandt

Volatile Organic Analysis (EPA Method 8260)

BCL Sample ID: 1211580-01	Client Sample Name: 4186, U-2-W-120626, 6/26/2012 8:02:00AM
----------------------------------	--

Constituent	Result	Units	PQL	Method	MB Bias	Lab Quals	Run #
Benzene	ND	ug/L	0.50	EPA-8260	ND		1
1,2-Dibromoethane	ND	ug/L	0.50	EPA-8260	ND		1
1,2-Dichloroethane	ND	ug/L	0.50	EPA-8260	ND		1
Ethylbenzene	ND	ug/L	0.50	EPA-8260	ND		1
Methyl t-butyl ether	ND	ug/L	0.50	EPA-8260	ND		1
Toluene	ND	ug/L	0.50	EPA-8260	ND		1
Total Xylenes	ND	ug/L	1.0	EPA-8260	ND		1
t-Amyl Methyl ether	ND	ug/L	0.50	EPA-8260	ND		1
t-Butyl alcohol	ND	ug/L	10	EPA-8260	ND		1
Diisopropyl ether	ND	ug/L	0.50	EPA-8260	ND		1
Ethanol	ND	ug/L	250	EPA-8260	ND		1
Ethyl t-butyl ether	ND	ug/L	0.50	EPA-8260	ND		1
Total Purgeable Petroleum Hydrocarbons (C6-C12)	ND	ug/L	50	Luft-GC/MS	ND		1
1,2-Dichloroethane-d4 (Surrogate)	110	%	75 - 125 (LCL - UCL)	EPA-8260			1
Toluene-d8 (Surrogate)	101	%	80 - 120 (LCL - UCL)	EPA-8260			1
4-Bromofluorobenzene (Surrogate)	100	%	80 - 120 (LCL - UCL)	EPA-8260			1

Run #	Method	Prep Date	Run Date/Time	Analyst	Instrument	Dilution	QC Batch ID
1	EPA-8260	06/29/12	06/30/12 03:07	JMC	MS-V12	1	BVG0012



Arcadis
1900 Powell Street 12th Floor
Emeryville, CA 94608

Reported: 07/10/2012 14:38
Project: 4186
Project Number: 351721
Project Manager: Kathy Brandt

Gas Testing in Water

BCL Sample ID: 1211580-01	Client Sample Name: 4186, U-2-W-120626, 6/26/2012 8:02:00AM
----------------------------------	--

Constituent	Result	Units	PQL	Method	MB Bias	Lab Quals	Run #
Methane	0.0010	mg/L	0.0010	RSK-175M	ND		1

Run #	Method	Prep Date	Run Date/Time	Analyst	Instrument	Dilution	QC Batch ID
1	RSK-175M	07/03/12	07/03/12 10:36	JMC	GC-V1	1	BVG0079



Arcadis
1900 Powell Street 12th Floor
Emeryville, CA 94608

Reported: 07/10/2012 14:38
Project: 4186
Project Number: 351721
Project Manager: Kathy Brandt

Water Analysis (General Chemistry)

BCL Sample ID: 1211580-01	Client Sample Name: 4186, U-2-W-120626, 6/26/2012 8:02:00AM						
Constituent	Result	Units	PQL	Method	MB Bias	Lab Quals	Run #
Dissolved Calcium	46	mg/L	0.10	EPA-6010B	ND		1
Dissolved Magnesium	68	mg/L	0.050	EPA-6010B	ND		1
Dissolved Sodium	53	mg/L	0.50	EPA-6010B	ND		1
Dissolved Potassium	2.1	mg/L	1.0	EPA-6010B	ND		1
Chloride	27	mg/L	0.50	EPA-300.0	ND		2
Fluoride	0.084	mg/L	0.050	EPA-300.0	ND		2
Total Dissolved Solids @ 180 C	540	mg/L	33	EPA-160.1	ND		3

Run #	Method	Prep Date	Run Date/Time	Analyst	Instrument	Dilution	QC Batch ID
1	EPA-6010B	06/28/12	06/29/12 08:32	ARD	PE-OP1	1	BVF1900
2	EPA-300.0	06/26/12	06/27/12 04:48	LD1	IC5	1	BVF1793
3	EPA-160.1	06/27/12	06/27/12 13:15	NW1	MANUAL	3.333	BVF1754

The results in this report apply to the samples analyzed in accordance with the chain of custody document. This analytical report must be reproduced in its entirety.
All results listed in this report are for the exclusive use of the submitting party. BC Laboratories, Inc. assumes no responsibility for report alteration, separation, detachment or third party interpretation.



Arcadis
1900 Powell Street 12th Floor
Emeryville, CA 94608

Reported: 07/10/2012 14:38
Project: 4186
Project Number: 351721
Project Manager: Kathy Brandt

Water Analysis (Metals)

BCL Sample ID: 1211580-01	Client Sample Name: 4186, U-2-W-120626, 6/26/2012 8:02:00AM
----------------------------------	--

Constituent	Result	Units	PQL	Method	MB Bias	Lab Quals	Run #
Dissolved Antimony	ND	ug/L	100	EPA-6010B	ND		1
Dissolved Arsenic	ND	ug/L	50	EPA-6010B	ND		1
Hexavalent Chromium	ND	ug/L	2.0	EPA-7196	ND		2
Dissolved Barium	240	ug/L	10	EPA-6010B	ND		1
Dissolved Beryllium	ND	ug/L	10	EPA-6010B	ND		1
Dissolved Cadmium	ND	ug/L	10	EPA-6010B	ND		1
Dissolved Chromium	ND	ug/L	10	EPA-6010B	ND		1
Dissolved Cobalt	ND	ug/L	50	EPA-6010B	ND		1
Dissolved Copper	ND	ug/L	10	EPA-6010B	ND		1
Dissolved Lead	ND	ug/L	50	EPA-6010B	ND		1
Dissolved Manganese	ND	ug/L	10	EPA-6010B	ND		1
Dissolved Mercury	ND	ug/L	0.20	EPA-7470A	ND		3
Dissolved Molybdenum	ND	ug/L	50	EPA-6010B	ND		1
Dissolved Nickel	ND	ug/L	10	EPA-6010B	ND		1
Dissolved Selenium	ND	ug/L	100	EPA-6010B	ND		1
Dissolved Silver	ND	ug/L	10	EPA-6010B	ND		1
Dissolved Thallium	ND	ug/L	100	EPA-6010B	ND		1
Dissolved Vanadium	ND	ug/L	10	EPA-6010B	ND		1
Dissolved Zinc	ND	ug/L	10	EPA-6010B	ND		1
Total Antimony	ND	ug/L	100	EPA-6010B	ND		4
Total Arsenic	ND	ug/L	50	EPA-6010B	ND		4
Total Barium	480	ug/L	10	EPA-6010B	ND		4
Total Beryllium	ND	ug/L	10	EPA-6010B	ND		4
Total Cadmium	ND	ug/L	10	EPA-6010B	ND		4
Total Chromium	75	ug/L	10	EPA-6010B	ND		4
Total Cobalt	ND	ug/L	50	EPA-6010B	ND		4
Total Copper	38	ug/L	10	EPA-6010B	ND		4
Total Lead	ND	ug/L	50	EPA-6010B	ND		4
Total Mercury	ND	ug/L	0.20	EPA-7470A	ND		5
Total Molybdenum	ND	ug/L	50	EPA-6010B	ND		4
Total Nickel	180	ug/L	10	EPA-6010B	ND		4
Total Selenium	ND	ug/L	100	EPA-6010B	ND		4
Total Silver	ND	ug/L	10	EPA-6010B	ND		4

The results in this report apply to the samples analyzed in accordance with the chain of custody document. This analytical report must be reproduced in its entirety. All results listed in this report are for the exclusive use of the submitting party. BC Laboratories, Inc. assumes no responsibility for report alteration, separation, detachment or third party interpretation.



Arcadis
1900 Powell Street 12th Floor
Emeryville, CA 94608

Reported: 07/10/2012 14:38
Project: 4186
Project Number: 351721
Project Manager: Kathy Brandt

Water Analysis (Metals)

BCL Sample ID: 1211580-01	Client Sample Name: 4186, U-2-W-120626, 6/26/2012 8:02:00AM
----------------------------------	--

Constituent	Result	Units	PQL	Method	MB Bias	Lab Quals	Run #
Total Thallium	ND	ug/L	100	EPA-6010B	ND		4
Total Vanadium	36	ug/L	10	EPA-6010B	ND		4
Total Zinc	81	ug/L	50	EPA-6010B	ND		4

Run #	Method	Prep Date	Run		Analyst	Instrument	Dilution	QC
			Date/Time					Batch ID
1	EPA-6010B	06/28/12	06/29/12	08:32	ARD	PE-OP1	1	BVF1900
2	EPA-7196	06/26/12	06/27/12	00:52	AKB	KONE-1	1	BVG0004
3	EPA-7470A	07/06/12	07/09/12	09:47	MEV	CETAC1	1	BVG0344
4	EPA-6010B	07/02/12	07/03/12	11:05	ARD	PE-OP1	1	BVG0043
5	EPA-7470A	07/05/12	07/06/12	10:45	MEV	CETAC1	1	BVG0213



Arcadis
1900 Powell Street 12th Floor
Emeryville, CA 94608

Reported: 07/10/2012 14:38
Project: 4186
Project Number: 351721
Project Manager: Kathy Brandt

Water Analysis (General Chemistry)

BCL Sample ID: 1211580-02	Client Sample Name: 4186, U-2-W-120626, 6/26/2012 11:11:00AM
----------------------------------	---

Constituent	Result	Units	PQL	Method	MB Bias	Lab Quals	Run #
Nitrate as NO3	21	mg/L	0.44	EPA-300.0	ND		1
Sulfate	54	mg/L	1.0	EPA-300.0	ND		1
Iron (II) Species, Dissolved	ND	ug/L	100	SM-3500-FeD	ND		2

Run #	Method	Prep Date	Run		Analyst	Instrument	Dilution	QC
			Date/Time					Batch ID
1	EPA-300.0	06/26/12	06/27/12	06:15	LD1	IC5	1	BVF1793
2	SM-3500-FeD	06/27/12	06/27/12	07:24	TDC	KONE-1	1	BVG0007

The results in this report apply to the samples analyzed in accordance with the chain of custody document. This analytical report must be reproduced in its entirety.
All results listed in this report are for the exclusive use of the submitting party. BC Laboratories, Inc. assumes no responsibility for report alteration, separation, detachment or third party interpretation.



Arcadis
1900 Powell Street 12th Floor
Emeryville, CA 94608

Reported: 07/10/2012 14:38
Project: 4186
Project Number: 351721
Project Manager: Kathy Brandt

Volatile Organic Analysis (EPA Method 8260)

BCL Sample ID: 1211580-03	Client Sample Name: 4186, U-4-W-120626, 6/26/2012 5:56:00AM
----------------------------------	--

Constituent	Result	Units	PQL	Method	MB Bias	Lab Quals	Run #
Benzene	ND	ug/L	0.50	EPA-8260	ND		1
1,2-Dibromoethane	ND	ug/L	0.50	EPA-8260	ND		1
1,2-Dichloroethane	ND	ug/L	0.50	EPA-8260	ND		1
Ethylbenzene	ND	ug/L	0.50	EPA-8260	ND		1
Methyl t-butyl ether	4.5	ug/L	0.50	EPA-8260	ND		1
Toluene	ND	ug/L	0.50	EPA-8260	ND		1
Total Xylenes	ND	ug/L	1.0	EPA-8260	ND		1
t-Amyl Methyl ether	ND	ug/L	0.50	EPA-8260	ND		1
t-Butyl alcohol	ND	ug/L	10	EPA-8260	ND		1
Diisopropyl ether	ND	ug/L	0.50	EPA-8260	ND		1
Ethanol	ND	ug/L	250	EPA-8260	ND		1
Ethyl t-butyl ether	ND	ug/L	0.50	EPA-8260	ND		1
Total Purgeable Petroleum Hydrocarbons (C6-C12)	ND	ug/L	50	Luft-GC/MS	ND		1
1,2-Dichloroethane-d4 (Surrogate)	108	%	75 - 125 (LCL - UCL)	EPA-8260			1
Toluene-d8 (Surrogate)	99.3	%	80 - 120 (LCL - UCL)	EPA-8260			1
4-Bromofluorobenzene (Surrogate)	98.7	%	80 - 120 (LCL - UCL)	EPA-8260			1

Run #	Method	Prep Date	Run Date/Time	Analyst	Instrument	Dilution	QC Batch ID
1	EPA-8260	06/29/12	06/30/12 02:49	JMC	MS-V12	1	BVG0012



Arcadis
1900 Powell Street 12th Floor
Emeryville, CA 94608

Reported: 07/10/2012 14:38
Project: 4186
Project Number: 351721
Project Manager: Kathy Brandt

Gas Testing in Water

BCL Sample ID: 1211580-03	Client Sample Name: 4186, U-4-W-120626, 6/26/2012 5:56:00AM
----------------------------------	--

Constituent	Result	Units	PQL	Method	MB Bias	Lab Quals	Run #
Methane	0.0013	mg/L	0.0010	RSK-175M	ND		1

Run #	Method	Prep Date	Run Date/Time	Analyst	Instrument	Dilution	QC Batch ID
1	RSK-175M	07/03/12	07/03/12 10:32	JMC	GC-V1	1	BVG0079



Arcadis
1900 Powell Street 12th Floor
Emeryville, CA 94608

Reported: 07/10/2012 14:38
Project: 4186
Project Number: 351721
Project Manager: Kathy Brandt

Water Analysis (General Chemistry)

BCL Sample ID: 1211580-03	Client Sample Name: 4186, U-4-W-120626, 6/26/2012 5:56:00AM
----------------------------------	--

Constituent	Result	Units	PQL	Method	MB Bias	Lab Quals	Run #
Dissolved Calcium	65	mg/L	0.10	EPA-6010B	ND		1
Dissolved Magnesium	94	mg/L	0.050	EPA-6010B	ND		1
Dissolved Sodium	33	mg/L	0.50	EPA-6010B	ND		1
Dissolved Potassium	2.1	mg/L	1.0	EPA-6010B	ND		1
Chloride	41	mg/L	0.50	EPA-300.0	ND		2
Fluoride	0.12	mg/L	0.050	EPA-300.0	ND		2
Nitrate as NO3	4.8	mg/L	0.44	EPA-300.0	ND		2
Sulfate	31	mg/L	1.0	EPA-300.0	ND		2
Total Dissolved Solids @ 180 C	640	mg/L	50	EPA-160.1	ND		3
Iron (II) Species, Dissolved	ND	ug/L	100	SM-3500-FeD	ND		4

Run #	Method	Prep Date	Run Date/Time	Analyst	Instrument	Dilution	QC Batch ID
1	EPA-6010B	06/28/12	06/29/12 08:41	ARD	PE-OP1	1	BVF1900
2	EPA-300.0	06/26/12	06/27/12 06:29	LD1	IC5	1	BVF1793
3	EPA-160.1	06/27/12	06/27/12 13:15	NW1	MANUAL	5	BVF1754
4	SM-3500-FeD	06/27/12	06/27/12 07:30	TDC	KONE-1	1	BVG0007

The results in this report apply to the samples analyzed in accordance with the chain of custody document. This analytical report must be reproduced in its entirety. All results listed in this report are for the exclusive use of the submitting party. BC Laboratories, Inc. assumes no responsibility for report alteration, separation, detachment or third party interpretation.



Arcadis
1900 Powell Street 12th Floor
Emeryville, CA 94608

Reported: 07/10/2012 14:38
Project: 4186
Project Number: 351721
Project Manager: Kathy Brandt

Water Analysis (Metals)

BCL Sample ID: 1211580-03	Client Sample Name: 4186, U-4-W-120626, 6/26/2012 5:56:00AM
----------------------------------	--

Constituent	Result	Units	PQL	Method	MB Bias	Lab Quals	Run #
Dissolved Antimony	ND	ug/L	100	EPA-6010B	ND		1
Dissolved Arsenic	ND	ug/L	50	EPA-6010B	ND		1
Hexavalent Chromium	ND	ug/L	2.0	EPA-7196	ND		2
Dissolved Barium	470	ug/L	10	EPA-6010B	ND		1
Dissolved Beryllium	ND	ug/L	10	EPA-6010B	ND		1
Dissolved Cadmium	ND	ug/L	10	EPA-6010B	ND		1
Dissolved Chromium	ND	ug/L	10	EPA-6010B	ND		1
Dissolved Cobalt	ND	ug/L	50	EPA-6010B	ND		1
Dissolved Copper	ND	ug/L	10	EPA-6010B	ND		1
Dissolved Lead	ND	ug/L	50	EPA-6010B	ND		1
Dissolved Manganese	220	ug/L	10	EPA-6010B	ND		1
Dissolved Mercury	ND	ug/L	0.20	EPA-7470A	ND		3
Dissolved Molybdenum	ND	ug/L	50	EPA-6010B	ND		1
Dissolved Nickel	ND	ug/L	10	EPA-6010B	ND		1
Dissolved Selenium	ND	ug/L	100	EPA-6010B	ND		1
Dissolved Silver	ND	ug/L	10	EPA-6010B	ND		1
Dissolved Thallium	ND	ug/L	100	EPA-6010B	ND		1
Dissolved Vanadium	ND	ug/L	10	EPA-6010B	ND		1
Dissolved Zinc	ND	ug/L	10	EPA-6010B	ND		1
Total Antimony	ND	ug/L	100	EPA-6010B	ND		4
Total Arsenic	76	ug/L	50	EPA-6010B	ND		4
Total Barium	3300	ug/L	10	EPA-6010B	ND		4
Total Beryllium	ND	ug/L	10	EPA-6010B	ND		4
Total Cadmium	ND	ug/L	10	EPA-6010B	ND		4
Total Chromium	1100	ug/L	10	EPA-6010B	ND		4
Total Cobalt	350	ug/L	50	EPA-6010B	ND		4
Total Copper	510	ug/L	10	EPA-6010B	ND		4
Total Lead	110	ug/L	50	EPA-6010B	ND		4
Total Mercury	ND	ug/L	0.20	EPA-7470A	ND		5
Total Molybdenum	ND	ug/L	50	EPA-6010B	ND		4
Total Nickel	3500	ug/L	10	EPA-6010B	ND		4
Total Selenium	ND	ug/L	100	EPA-6010B	ND		4
Total Silver	ND	ug/L	10	EPA-6010B	ND		4

The results in this report apply to the samples analyzed in accordance with the chain of custody document. This analytical report must be reproduced in its entirety. All results listed in this report are for the exclusive use of the submitting party. BC Laboratories, Inc. assumes no responsibility for report alteration, separation, detachment or third party interpretation.



Arcadis
1900 Powell Street 12th Floor
Emeryville, CA 94608

Reported: 07/10/2012 14:38
Project: 4186
Project Number: 351721
Project Manager: Kathy Brandt

Water Analysis (Metals)

BCL Sample ID: 1211580-03	Client Sample Name: 4186, U-4-W-120626, 6/26/2012 5:56:00AM
----------------------------------	--

Constituent	Result	Units	PQL	Method	MB Bias	Lab Quals	Run #
Total Thallium	ND	ug/L	100	EPA-6010B	ND		4
Total Vanadium	380	ug/L	10	EPA-6010B	ND		4
Total Zinc	680	ug/L	50	EPA-6010B	ND		4

Run #	Method	Prep Date	Run		Analyst	Instrument	Dilution	QC
			Date/Time					Batch ID
1	EPA-6010B	06/28/12	06/29/12	08:41	ARD	PE-OP1	1	BVF1900
2	EPA-7196	06/26/12	06/27/12	00:52	AKB	KONE-1	1	BVG0004
3	EPA-7470A	07/06/12	07/09/12	09:53	MEV	CETAC1	1	BVG0344
4	EPA-6010B	07/02/12	07/03/12	11:07	ARD	PE-OP1	1	BVG0043
5	EPA-7470A	07/05/12	07/06/12	10:47	MEV	CETAC1	1	BVG0213



Arcadis
1900 Powell Street 12th Floor
Emeryville, CA 94608

Reported: 07/10/2012 14:38
Project: 4186
Project Number: 351721
Project Manager: Kathy Brandt

Volatile Organic Analysis (EPA Method 8260)

BCL Sample ID: 1211580-04	Client Sample Name: 4186, U-5-W-120626, 6/26/2012 6:23:00AM
----------------------------------	--

Constituent	Result	Units	PQL	Method	MB Bias	Lab Quals	Run #
Benzene	ND	ug/L	0.50	EPA-8260	ND		1
1,2-Dibromoethane	ND	ug/L	0.50	EPA-8260	ND		1
1,2-Dichloroethane	ND	ug/L	0.50	EPA-8260	ND		1
Ethylbenzene	ND	ug/L	0.50	EPA-8260	ND		1
Methyl t-butyl ether	54	ug/L	0.50	EPA-8260	ND		1
Toluene	ND	ug/L	0.50	EPA-8260	ND		1
Total Xylenes	ND	ug/L	1.0	EPA-8260	ND		1
t-Amyl Methyl ether	ND	ug/L	0.50	EPA-8260	ND		1
t-Butyl alcohol	ND	ug/L	10	EPA-8260	ND		1
Diisopropyl ether	ND	ug/L	0.50	EPA-8260	ND		1
Ethanol	ND	ug/L	250	EPA-8260	ND		1
Ethyl t-butyl ether	ND	ug/L	0.50	EPA-8260	ND		1
Total Purgeable Petroleum Hydrocarbons (C6-C12)	ND	ug/L	50	Luft-GC/MS	ND		1
1,2-Dichloroethane-d4 (Surrogate)	103	%	75 - 125 (LCL - UCL)	EPA-8260			1
Toluene-d8 (Surrogate)	100	%	80 - 120 (LCL - UCL)	EPA-8260			1
4-Bromofluorobenzene (Surrogate)	99.3	%	80 - 120 (LCL - UCL)	EPA-8260			1

Run #	Method	Prep Date	Run Date/Time	Analyst	Instrument	Dilution	QC Batch ID
1	EPA-8260	06/29/12	06/30/12 02:31	JMC	MS-V12	1	BVG0012



Arcadis
1900 Powell Street 12th Floor
Emeryville, CA 94608

Reported: 07/10/2012 14:38
Project: 4186
Project Number: 351721
Project Manager: Kathy Brandt

Gas Testing in Water

BCL Sample ID: 1211580-04	Client Sample Name: 4186, U-5-W-120626, 6/26/2012 6:23:00AM
----------------------------------	--

Constituent	Result	Units	PQL	Method	MB Bias	Lab Quals	Run #
Methane	0.0027	mg/L	0.0010	RSK-175M	ND		1

Run #	Method	Prep Date	Run Date/Time	Analyst	Instrument	Dilution	QC Batch ID
1	RSK-175M	07/03/12	07/03/12 09:58	JMC	GC-V1	1	BVG0079



Arcadis
1900 Powell Street 12th Floor
Emeryville, CA 94608

Reported: 07/10/2012 14:38
Project: 4186
Project Number: 351721
Project Manager: Kathy Brandt

Water Analysis (General Chemistry)

BCL Sample ID: 1211580-04	Client Sample Name: 4186, U-5-W-120626, 6/26/2012 6:23:00AM
----------------------------------	--

Constituent	Result	Units	PQL	Method	MB Bias	Lab Quals	Run #
Nitrate as NO3	1.5	mg/L	0.44	EPA-300.0	ND		1
Sulfate	22	mg/L	1.0	EPA-300.0	ND		1
Iron (II) Species, Dissolved	ND	ug/L	100	SM-3500-FeD	ND		2

Run #	Method	Prep Date	Run		Analyst	Instrument	Dilution	QC
			Date/Time					Batch ID
1	EPA-300.0	06/26/12	06/27/12	06:44	LD1	IC5	1	BVF1793
2	SM-3500-FeD	06/27/12	06/27/12	07:30	TDC	KONE-1	1	BVG0007



Arcadis
1900 Powell Street 12th Floor
Emeryville, CA 94608

Reported: 07/10/2012 14:38
Project: 4186
Project Number: 351721
Project Manager: Kathy Brandt

Volatile Organic Analysis (EPA Method 8260)

BCL Sample ID: 1211580-05	Client Sample Name: 4186, U-6-W-120626, 6/26/2012 9:26:00AM
----------------------------------	--

Constituent	Result	Units	PQL	Method	MB Bias	Lab Quals	Run #
Benzene	11	ug/L	0.50	EPA-8260	ND		1
1,2-Dibromoethane	ND	ug/L	0.50	EPA-8260	ND		1
1,2-Dichloroethane	ND	ug/L	0.50	EPA-8260	ND		1
Ethylbenzene	7.7	ug/L	0.50	EPA-8260	ND		1
Methyl t-butyl ether	2.4	ug/L	0.50	EPA-8260	ND		1
Toluene	0.76	ug/L	0.50	EPA-8260	ND		1
Total Xylenes	1.6	ug/L	1.0	EPA-8260	ND		1
t-Amyl Methyl ether	ND	ug/L	0.50	EPA-8260	ND		1
t-Butyl alcohol	ND	ug/L	10	EPA-8260	ND		1
Diisopropyl ether	ND	ug/L	0.50	EPA-8260	ND		1
Ethanol	ND	ug/L	250	EPA-8260	ND		1
Ethyl t-butyl ether	ND	ug/L	0.50	EPA-8260	ND		1
Total Purgeable Petroleum Hydrocarbons (C6-C12)	950	ug/L	50	Luft-GC/MS	ND		1
1,2-Dichloroethane-d4 (Surrogate)	106	%	75 - 125 (LCL - UCL)	EPA-8260			1
Toluene-d8 (Surrogate)	100	%	80 - 120 (LCL - UCL)	EPA-8260			1
4-Bromofluorobenzene (Surrogate)	107	%	80 - 120 (LCL - UCL)	EPA-8260			1

Run #	Method	Prep Date	Run Date/Time	Analyst	Instrument	Dilution	QC Batch ID
1	EPA-8260	06/29/12	06/30/12 02:14	JMC	MS-V12	1	BVG0012



Arcadis
1900 Powell Street 12th Floor
Emeryville, CA 94608

Reported: 07/10/2012 14:38
Project: 4186
Project Number: 351721
Project Manager: Kathy Brandt

Gas Testing in Water

BCL Sample ID: 1211580-05	Client Sample Name: 4186, U-6-W-120626, 6/26/2012 9:26:00AM
----------------------------------	--

Constituent	Result	Units	PQL	Method	MB Bias	Lab Quals	Run #
Methane	1.5	mg/L	0.020	RSK-175M	ND	A01	1

Run #	Method	Prep Date	Run Date/Time	Analyst	Instrument	Dilution	QC Batch ID
1	RSK-175M	07/03/12	07/03/12 09:53	JMC	GC-V1	20	BVG0079

The results in this report apply to the samples analyzed in accordance with the chain of custody document. This analytical report must be reproduced in its entirety.
All results listed in this report are for the exclusive use of the submitting party. BC Laboratories, Inc. assumes no responsibility for report alteration, separation, detachment or third party interpretation.



Arcadis
1900 Powell Street 12th Floor
Emeryville, CA 94608

Reported: 07/10/2012 14:38
Project: 4186
Project Number: 351721
Project Manager: Kathy Brandt

Water Analysis (General Chemistry)

BCL Sample ID: 1211580-05	Client Sample Name: 4186, U-6-W-120626, 6/26/2012 9:26:00AM
----------------------------------	--

Constituent	Result	Units	PQL	Method	MB Bias	Lab Quals	Run #
Nitrate as NO3	ND	mg/L	0.44	EPA-300.0	ND		1
Sulfate	50	mg/L	1.0	EPA-300.0	ND		1
Iron (II) Species, Dissolved	210	ug/L	100	SM-3500-FeD	ND		2

Run #	Method	Prep Date	Run		Analyst	Instrument	Dilution	QC
			Date/Time					Batch ID
1	EPA-300.0	06/26/12	06/27/12	06:58	LD1	IC5	1	BVF1793
2	SM-3500-FeD	06/27/12	06/27/12	07:30	TDC	KONE-1	1	BVG0007

The results in this report apply to the samples analyzed in accordance with the chain of custody document. This analytical report must be reproduced in its entirety.
All results listed in this report are for the exclusive use of the submitting party. BC Laboratories, Inc. assumes no responsibility for report alteration, separation, detachment or third party interpretation.



Arcadis
1900 Powell Street 12th Floor
Emeryville, CA 94608

Reported: 07/10/2012 14:38
Project: 4186
Project Number: 351721
Project Manager: Kathy Brandt

Volatile Organic Analysis (EPA Method 8260)

BCL Sample ID: 1211580-06	Client Sample Name: 4186, U-7-W-120626, 6/26/2012 10:07:00AM
----------------------------------	---

Constituent	Result	Units	PQL	Method	MB Bias	Lab Quals	Run #
Benzene	ND	ug/L	0.50	EPA-8260	ND		1
1,2-Dibromoethane	ND	ug/L	0.50	EPA-8260	ND		1
1,2-Dichloroethane	ND	ug/L	0.50	EPA-8260	ND		1
Ethylbenzene	ND	ug/L	0.50	EPA-8260	ND		1
Methyl t-butyl ether	17	ug/L	0.50	EPA-8260	ND		1
Toluene	ND	ug/L	0.50	EPA-8260	ND		1
Total Xylenes	ND	ug/L	1.0	EPA-8260	ND		1
t-Amyl Methyl ether	ND	ug/L	0.50	EPA-8260	ND		1
t-Butyl alcohol	ND	ug/L	10	EPA-8260	ND		1
Diisopropyl ether	ND	ug/L	0.50	EPA-8260	ND		1
Ethanol	ND	ug/L	250	EPA-8260	ND		1
Ethyl t-butyl ether	ND	ug/L	0.50	EPA-8260	ND		1
Total Purgeable Petroleum Hydrocarbons (C6-C12)	500	ug/L	50	Luft-GC/MS	ND		1
1,2-Dichloroethane-d4 (Surrogate)	106	%	75 - 125 (LCL - UCL)	EPA-8260			1
Toluene-d8 (Surrogate)	98.0	%	80 - 120 (LCL - UCL)	EPA-8260			1
4-Bromofluorobenzene (Surrogate)	107	%	80 - 120 (LCL - UCL)	EPA-8260			1

Run #	Method	Prep Date	Run Date/Time	Analyst	Instrument	Dilution	QC Batch ID
1	EPA-8260	06/29/12	06/30/12 01:56	JMC	MS-V12	1	BVG0012



Arcadis
1900 Powell Street 12th Floor
Emeryville, CA 94608

Reported: 07/10/2012 14:38
Project: 4186
Project Number: 351721
Project Manager: Kathy Brandt

Gas Testing in Water

BCL Sample ID: 1211580-06	Client Sample Name: 4186, U-7-W-120626, 6/26/2012 10:07:00AM
----------------------------------	---

Constituent	Result	Units	PQL	Method	MB Bias	Lab Quals	Run #
Methane	1.0	mg/L	0.020	RSK-175M	ND	A01	1

Run #	Method	Prep Date	Run Date/Time	Analyst	Instrument	Dilution	QC Batch ID
1	RSK-175M	07/03/12	07/03/12 09:45	JMC	GC-V1	20	BVG0079



Arcadis
1900 Powell Street 12th Floor
Emeryville, CA 94608

Reported: 07/10/2012 14:38
Project: 4186
Project Number: 351721
Project Manager: Kathy Brandt

Water Analysis (General Chemistry)

BCL Sample ID: 1211580-06	Client Sample Name: 4186, U-7-W-120626, 6/26/2012 10:07:00AM
----------------------------------	---

Constituent	Result	Units	PQL	Method	MB Bias	Lab Quals	Run #
Nitrate as NO3	ND	mg/L	0.44	EPA-300.0	ND		1
Sulfate	3.3	mg/L	1.0	EPA-300.0	ND		1
Iron (II) Species, Dissolved	ND	ug/L	100	SM-3500-FeD	ND		2

Run #	Method	Prep Date	Run		Analyst	Instrument	Dilution	QC
			Date/Time					Batch ID
1	EPA-300.0	06/26/12	06/27/12	07:12	LD1	IC5	1	BVF1793
2	SM-3500-FeD	06/27/12	06/27/12	07:30	TDC	KONE-1	1	BVG0007

The results in this report apply to the samples analyzed in accordance with the chain of custody document. This analytical report must be reproduced in its entirety.
All results listed in this report are for the exclusive use of the submitting party. BC Laboratories, Inc. assumes no responsibility for report alteration, separation, detachment or third party interpretation.



Arcadis
1900 Powell Street 12th Floor
Emeryville, CA 94608

Reported: 07/10/2012 14:38
Project: 4186
Project Number: 351721
Project Manager: Kathy Brandt

Volatile Organic Analysis (EPA Method 8260)

BCL Sample ID: 1211580-07	Client Sample Name: 4186, U-8-W-120626, 6/26/2012 10:58:00AM
----------------------------------	---

Constituent	Result	Units	PQL	Method	MB Bias	Lab Quals	Run #
Benzene	2.2	ug/L	0.50	EPA-8260	ND		1
1,2-Dibromoethane	ND	ug/L	0.50	EPA-8260	ND		1
1,2-Dichloroethane	ND	ug/L	0.50	EPA-8260	ND		1
Ethylbenzene	1.5	ug/L	0.50	EPA-8260	ND		1
Methyl t-butyl ether	ND	ug/L	0.50	EPA-8260	ND		1
Toluene	ND	ug/L	0.50	EPA-8260	ND		1
Total Xylenes	ND	ug/L	1.0	EPA-8260	ND		1
t-Amyl Methyl ether	ND	ug/L	0.50	EPA-8260	ND		1
t-Butyl alcohol	ND	ug/L	10	EPA-8260	ND		1
Diisopropyl ether	ND	ug/L	0.50	EPA-8260	ND		1
Ethanol	ND	ug/L	250	EPA-8260	ND		1
Ethyl t-butyl ether	ND	ug/L	0.50	EPA-8260	ND		1
Total Purgeable Petroleum Hydrocarbons (C6-C12)	640	ug/L	50	Luft-GC/MS	ND		1
1,2-Dichloroethane-d4 (Surrogate)	104	%	75 - 125 (LCL - UCL)	EPA-8260			1
Toluene-d8 (Surrogate)	98.5	%	80 - 120 (LCL - UCL)	EPA-8260			1
4-Bromofluorobenzene (Surrogate)	108	%	80 - 120 (LCL - UCL)	EPA-8260			1

Run #	Method	Prep Date	Run Date/Time	Analyst	Instrument	Dilution	QC Batch ID
1	EPA-8260	06/29/12	06/30/12 01:38	JMC	MS-V12	1	BVG0012



Arcadis
1900 Powell Street 12th Floor
Emeryville, CA 94608

Reported: 07/10/2012 14:38
Project: 4186
Project Number: 351721
Project Manager: Kathy Brandt

Gas Testing in Water

BCL Sample ID: 1211580-07	Client Sample Name: 4186, U-8-W-120626, 6/26/2012 10:58:00AM
----------------------------------	---

Constituent	Result	Units	PQL	Method	MB Bias	Lab Quals	Run #
Methane	0.0038	mg/L	0.0010	RSK-175M	ND		1

Run #	Method	Prep Date	Run Date/Time	Analyst	Instrument	Dilution	QC Batch ID
1	RSK-175M	07/03/12	07/03/12 09:38	JMC	GC-V1	1	BVG0079



Arcadis
1900 Powell Street 12th Floor
Emeryville, CA 94608

Reported: 07/10/2012 14:38
Project: 4186
Project Number: 351721
Project Manager: Kathy Brandt

Water Analysis (General Chemistry)

BCL Sample ID: 1211580-07	Client Sample Name: 4186, U-8-W-120626, 6/26/2012 10:58:00AM
----------------------------------	---

Constituent	Result	Units	PQL	Method	MB Bias	Lab Quals	Run #
Dissolved Calcium	37	mg/L	0.10	EPA-6010B	ND		1
Dissolved Magnesium	64	mg/L	0.050	EPA-6010B	ND		1
Dissolved Sodium	47	mg/L	0.50	EPA-6010B	ND		1
Dissolved Potassium	1.4	mg/L	1.0	EPA-6010B	ND		1
Chloride	54	mg/L	0.50	EPA-300.0	ND		2
Fluoride	0.10	mg/L	0.050	EPA-300.0	ND		2
Nitrate as NO3	ND	mg/L	0.44	EPA-300.0	ND		2
Sulfate	31	mg/L	1.0	EPA-300.0	ND		2
Total Dissolved Solids @ 180 C	470	mg/L	33	EPA-160.1	ND		3
Iron (II) Species, Dissolved	ND	ug/L	100	SM-3500-FeD	ND		4

Run #	Method	Prep Date	Run Date/Time	Analyst	Instrument	Dilution	QC Batch ID
1	EPA-6010B	06/28/12	06/29/12 08:42	ARD	PE-OP1	1	BVF1900
2	EPA-300.0	06/26/12	06/27/12 07:27	LD1	IC5	1	BVF1793
3	EPA-160.1	06/27/12	06/27/12 13:15	NW1	MANUAL	3.333	BVF1754
4	SM-3500-FeD	06/27/12	06/27/12 07:30	TDC	KONE-1	1	BVG0007

The results in this report apply to the samples analyzed in accordance with the chain of custody document. This analytical report must be reproduced in its entirety. All results listed in this report are for the exclusive use of the submitting party. BC Laboratories, Inc. assumes no responsibility for report alteration, separation, detachment or third party interpretation.



Arcadis
1900 Powell Street 12th Floor
Emeryville, CA 94608

Reported: 07/10/2012 14:38
Project: 4186
Project Number: 351721
Project Manager: Kathy Brandt

Water Analysis (Metals)

BCL Sample ID: 1211580-07	Client Sample Name: 4186, U-8-W-120626, 6/26/2012 10:58:00AM
----------------------------------	---

Constituent	Result	Units	PQL	Method	MB Bias	Lab Quals	Run #
Dissolved Antimony	ND	ug/L	100	EPA-6010B	ND		1
Dissolved Arsenic	ND	ug/L	50	EPA-6010B	ND		1
Hexavalent Chromium	ND	ug/L	2.0	EPA-7196	ND		2
Dissolved Barium	410	ug/L	10	EPA-6010B	ND		1
Dissolved Beryllium	ND	ug/L	10	EPA-6010B	ND		1
Dissolved Cadmium	ND	ug/L	10	EPA-6010B	ND		1
Dissolved Chromium	ND	ug/L	10	EPA-6010B	ND		1
Dissolved Cobalt	ND	ug/L	50	EPA-6010B	ND		1
Dissolved Copper	ND	ug/L	10	EPA-6010B	ND		1
Dissolved Lead	ND	ug/L	50	EPA-6010B	ND		1
Dissolved Manganese	1300	ug/L	10	EPA-6010B	ND		1
Dissolved Mercury	ND	ug/L	0.20	EPA-7470A	ND		3
Dissolved Molybdenum	ND	ug/L	50	EPA-6010B	ND		1
Dissolved Nickel	ND	ug/L	10	EPA-6010B	ND		1
Dissolved Selenium	ND	ug/L	100	EPA-6010B	ND		1
Dissolved Silver	ND	ug/L	10	EPA-6010B	ND		1
Dissolved Thallium	ND	ug/L	100	EPA-6010B	ND		1
Dissolved Vanadium	ND	ug/L	10	EPA-6010B	ND		1
Dissolved Zinc	ND	ug/L	10	EPA-6010B	ND		1
Total Antimony	ND	ug/L	100	EPA-6010B	ND		4
Total Arsenic	76	ug/L	50	EPA-6010B	ND		4
Total Barium	1500	ug/L	10	EPA-6010B	ND		4
Total Beryllium	ND	ug/L	10	EPA-6010B	ND		4
Total Cadmium	ND	ug/L	10	EPA-6010B	ND		4
Total Chromium	420	ug/L	10	EPA-6010B	ND		4
Total Cobalt	140	ug/L	50	EPA-6010B	ND		4
Total Copper	220	ug/L	10	EPA-6010B	ND		4
Total Lead	72	ug/L	50	EPA-6010B	ND		4
Total Mercury	ND	ug/L	0.20	EPA-7470A	ND		5
Total Molybdenum	ND	ug/L	50	EPA-6010B	ND		4
Total Nickel	1300	ug/L	10	EPA-6010B	ND		4
Total Selenium	ND	ug/L	100	EPA-6010B	ND		4
Total Silver	ND	ug/L	10	EPA-6010B	ND		4

The results in this report apply to the samples analyzed in accordance with the chain of custody document. This analytical report must be reproduced in its entirety. All results listed in this report are for the exclusive use of the submitting party. BC Laboratories, Inc. assumes no responsibility for report alteration, separation, detachment or third party interpretation.



Arcadis
1900 Powell Street 12th Floor
Emeryville, CA 94608

Reported: 07/10/2012 14:38
Project: 4186
Project Number: 351721
Project Manager: Kathy Brandt

Water Analysis (Metals)

BCL Sample ID: 1211580-07	Client Sample Name: 4186, U-8-W-120626, 6/26/2012 10:58:00AM
----------------------------------	---

Constituent	Result	Units	PQL	Method	MB Bias	Lab Quals	Run #
Total Thallium	ND	ug/L	100	EPA-6010B	ND		4
Total Vanadium	170	ug/L	10	EPA-6010B	ND		4
Total Zinc	310	ug/L	50	EPA-6010B	ND		4

Run #	Method	Prep Date	Run Date/Time	Analyst	Instrument	Dilution	QC Batch ID
1	EPA-6010B	06/28/12	06/29/12 08:42	ARD	PE-OP1	1	BVF1900
2	EPA-7196	06/26/12	06/27/12 00:52	AKB	KONE-1	1	BVG0004
3	EPA-7470A	07/06/12	07/09/12 09:55	MEV	CETAC1	1	BVG0344
4	EPA-6010B	07/02/12	07/03/12 11:08	ARD	PE-OP1	1	BVG0043
5	EPA-7470A	07/05/12	07/06/12 10:49	MEV	CETAC1	1	BVG0213

The results in this report apply to the samples analyzed in accordance with the chain of custody document. This analytical report must be reproduced in its entirety.
All results listed in this report are for the exclusive use of the submitting party. BC Laboratories, Inc. assumes no responsibility for report alteration, separation, detachment or third party interpretation.



Arcadis
1900 Powell Street 12th Floor
Emeryville, CA 94608

Reported: 07/10/2012 14:38
Project: 4186
Project Number: 351721
Project Manager: Kathy Brandt

Volatile Organic Analysis (EPA Method 8260)

BCL Sample ID: 1211580-08	Client Sample Name: 4186, U-9-W-120626, 6/26/2012 9:39:00AM
----------------------------------	--

Constituent	Result	Units	PQL	Method	MB Bias	Lab Quals	Run #
Benzene	15	ug/L	0.50	EPA-8260	ND		1
1,2-Dibromoethane	ND	ug/L	0.50	EPA-8260	ND		1
1,2-Dichloroethane	ND	ug/L	0.50	EPA-8260	ND		1
Ethylbenzene	52	ug/L	0.50	EPA-8260	ND		1
Methyl t-butyl ether	1.0	ug/L	0.50	EPA-8260	ND		1
Toluene	2.8	ug/L	0.50	EPA-8260	ND		1
Total Xylenes	5.0	ug/L	1.0	EPA-8260	ND		1
t-Amyl Methyl ether	ND	ug/L	0.50	EPA-8260	ND		1
t-Butyl alcohol	ND	ug/L	10	EPA-8260	ND		1
Diisopropyl ether	ND	ug/L	0.50	EPA-8260	ND		1
Ethanol	ND	ug/L	250	EPA-8260	ND		1
Ethyl t-butyl ether	ND	ug/L	0.50	EPA-8260	ND		1
Total Purgeable Petroleum Hydrocarbons (C6-C12)	2100	ug/L	50	Luft-GC/MS	ND		1
1,2-Dichloroethane-d4 (Surrogate)	106	%	75 - 125 (LCL - UCL)	EPA-8260			1
Toluene-d8 (Surrogate)	103	%	80 - 120 (LCL - UCL)	EPA-8260			1
4-Bromofluorobenzene (Surrogate)	114	%	80 - 120 (LCL - UCL)	EPA-8260			1

Run #	Method	Prep Date	Run Date/Time	Analyst	Instrument	Dilution	QC Batch ID
1	EPA-8260	06/29/12	06/30/12 01:20	JMC	MS-V12	1	BVG0012



Arcadis
1900 Powell Street 12th Floor
Emeryville, CA 94608

Reported: 07/10/2012 14:38
Project: 4186
Project Number: 351721
Project Manager: Kathy Brandt

Gas Testing in Water

BCL Sample ID: 1211580-08	Client Sample Name: 4186, U-9-W-120626, 6/26/2012 9:39:00AM
----------------------------------	--

Constituent	Result	Units	PQL	Method	MB Bias	Lab Quals	Run #
Methane	12	mg/L	0.050	RSK-175M	ND	A01,S01	1

Run #	Method	Prep Date	Run Date/Time	Analyst	Instrument	Dilution	QC Batch ID
1	RSK-175M	07/03/12	07/03/12 09:34	JMC	GC-V1	50	BVG0078



Arcadis
1900 Powell Street 12th Floor
Emeryville, CA 94608

Reported: 07/10/2012 14:38
Project: 4186
Project Number: 351721
Project Manager: Kathy Brandt

Water Analysis (General Chemistry)

BCL Sample ID: 1211580-08	Client Sample Name: 4186, U-9-W-120626, 6/26/2012 9:39:00AM
----------------------------------	--

Constituent	Result	Units	PQL	Method	MB Bias	Lab Quals	Run #
Dissolved Calcium	39	mg/L	0.10	EPA-6010B	ND		1
Dissolved Magnesium	72	mg/L	0.050	EPA-6010B	ND		1
Dissolved Sodium	67	mg/L	0.50	EPA-6010B	ND		1
Dissolved Potassium	1.3	mg/L	1.0	EPA-6010B	ND		1
Chloride	94	mg/L	0.50	EPA-300.0	ND		2
Fluoride	0.11	mg/L	0.050	EPA-300.0	ND		2
Nitrate as NO3	ND	mg/L	0.44	EPA-300.0	ND		2
Sulfate	33	mg/L	1.0	EPA-300.0	ND		2
Total Dissolved Solids @ 180 C	570	mg/L	33	EPA-160.1	ND		3
Iron (II) Species, Dissolved	190	ug/L	100	SM-3500-FeD	ND		4

Run #	Method	Prep Date	Run Date/Time	Analyst	Instrument	Dilution	QC Batch ID
1	EPA-6010B	06/28/12	06/29/12 08:44	ARD	PE-OP1	1	BVF1900
2	EPA-300.0	06/26/12	06/27/12 07:41	LD1	IC5	1	BVF1793
3	EPA-160.1	06/27/12	06/27/12 13:15	NW1	MANUAL	3.333	BVF1754
4	SM-3500-FeD	06/27/12	06/27/12 07:30	TDC	KONE-1	1	BVG0007

The results in this report apply to the samples analyzed in accordance with the chain of custody document. This analytical report must be reproduced in its entirety. All results listed in this report are for the exclusive use of the submitting party. BC Laboratories, Inc. assumes no responsibility for report alteration, separation, detachment or third party interpretation.



Arcadis
1900 Powell Street 12th Floor
Emeryville, CA 94608

Reported: 07/10/2012 14:38
Project: 4186
Project Number: 351721
Project Manager: Kathy Brandt

Water Analysis (Metals)

BCL Sample ID: 1211580-08		Client Sample Name: 4186, U-9-W-120626, 6/26/2012 9:39:00AM					
Constituent	Result	Units	PQL	Method	MB Bias	Lab Quals	Run #
Dissolved Antimony	ND	ug/L	100	EPA-6010B	ND		1
Dissolved Arsenic	ND	ug/L	50	EPA-6010B	ND		1
Hexavalent Chromium	ND	ug/L	2.0	EPA-7196	ND		2
Dissolved Barium	430	ug/L	10	EPA-6010B	ND		1
Dissolved Beryllium	ND	ug/L	10	EPA-6010B	ND		1
Dissolved Cadmium	ND	ug/L	10	EPA-6010B	ND		1
Dissolved Chromium	ND	ug/L	10	EPA-6010B	ND		1
Dissolved Cobalt	ND	ug/L	50	EPA-6010B	ND		1
Dissolved Copper	ND	ug/L	10	EPA-6010B	ND		1
Dissolved Lead	ND	ug/L	50	EPA-6010B	ND		1
Dissolved Manganese	1800	ug/L	10	EPA-6010B	ND		1
Dissolved Mercury	ND	ug/L	0.20	EPA-7470A	ND		3
Dissolved Molybdenum	ND	ug/L	50	EPA-6010B	ND		1
Dissolved Nickel	ND	ug/L	10	EPA-6010B	ND		1
Dissolved Selenium	ND	ug/L	100	EPA-6010B	ND		1
Dissolved Silver	ND	ug/L	10	EPA-6010B	ND		1
Dissolved Thallium	ND	ug/L	100	EPA-6010B	ND		1
Dissolved Vanadium	ND	ug/L	10	EPA-6010B	ND		1
Dissolved Zinc	ND	ug/L	10	EPA-6010B	ND		1
Total Antimony	ND	ug/L	100	EPA-6010B	ND		4
Total Arsenic	ND	ug/L	50	EPA-6010B	ND		4
Total Barium	1200	ug/L	10	EPA-6010B	ND		4
Total Beryllium	ND	ug/L	10	EPA-6010B	ND		4
Total Cadmium	ND	ug/L	10	EPA-6010B	ND		4
Total Chromium	290	ug/L	10	EPA-6010B	ND		4
Total Cobalt	72	ug/L	50	EPA-6010B	ND		4
Total Copper	150	ug/L	10	EPA-6010B	ND		4
Total Lead	ND	ug/L	50	EPA-6010B	ND		4
Total Mercury	0.68	ug/L	0.20	EPA-7470A	ND		5
Total Molybdenum	ND	ug/L	50	EPA-6010B	ND		4
Total Nickel	840	ug/L	10	EPA-6010B	ND		4
Total Selenium	ND	ug/L	100	EPA-6010B	ND		4
Total Silver	ND	ug/L	10	EPA-6010B	ND		4

The results in this report apply to the samples analyzed in accordance with the chain of custody document. This analytical report must be reproduced in its entirety. All results listed in this report are for the exclusive use of the submitting party. BC Laboratories, Inc. assumes no responsibility for report alteration, separation, detachment or third party interpretation.



Arcadis
1900 Powell Street 12th Floor
Emeryville, CA 94608

Reported: 07/10/2012 14:38
Project: 4186
Project Number: 351721
Project Manager: Kathy Brandt

Water Analysis (Metals)

BCL Sample ID: 1211580-08	Client Sample Name: 4186, U-9-W-120626, 6/26/2012 9:39:00AM
----------------------------------	--

Constituent	Result	Units	PQL	Method	MB Bias	Lab Quals	Run #
Total Thallium	ND	ug/L	100	EPA-6010B	ND		4
Total Vanadium	120	ug/L	10	EPA-6010B	ND		4
Total Zinc	210	ug/L	50	EPA-6010B	ND		4

Run #	Method	Prep Date	Run		Analyst	Instrument	Dilution	QC
			Date/Time					Batch ID
1	EPA-6010B	06/28/12	06/29/12	08:44	ARD	PE-OP1	1	BVF1900
2	EPA-7196	06/26/12	06/27/12	00:52	AKB	KONE-1	1	BVG0004
3	EPA-7470A	07/06/12	07/09/12	09:58	MEV	CETAC1	1	BVG0344
4	EPA-6010B	07/02/12	07/03/12	11:10	ARD	PE-OP1	1	BVG0043
5	EPA-7470A	07/09/12	07/10/12	10:15	MEV	CETAC1	1	BVG0428

The results in this report apply to the samples analyzed in accordance with the chain of custody document. This analytical report must be reproduced in its entirety.
All results listed in this report are for the exclusive use of the submitting party. BC Laboratories, Inc. assumes no responsibility for report alteration, separation, detachment or third party interpretation.



Arcadis
1900 Powell Street 12th Floor
Emeryville, CA 94608

Reported: 07/10/2012 14:38
Project: 4186
Project Number: 351721
Project Manager: Kathy Brandt

Volatile Organic Analysis (EPA Method 8260)

BCL Sample ID: 1211580-09	Client Sample Name: 4186, U-10-W-120626, 6/26/2012 10:38:00AM
----------------------------------	--

Constituent	Result	Units	PQL	Method	MB Bias	Lab Quals	Run #
Benzene	230	ug/L	5.0	EPA-8260	ND	A01	1
1,2-Dibromoethane	ND	ug/L	5.0	EPA-8260	ND	A01	1
1,2-Dichloroethane	ND	ug/L	5.0	EPA-8260	ND	A01	1
Ethylbenzene	230	ug/L	5.0	EPA-8260	ND	A01	1
Methyl t-butyl ether	130	ug/L	5.0	EPA-8260	ND	A01	1
Toluene	5.7	ug/L	5.0	EPA-8260	ND	A01	1
Total Xylenes	67	ug/L	10	EPA-8260	ND	A01	1
t-Amyl Methyl ether	ND	ug/L	5.0	EPA-8260	ND	A01	1
t-Butyl alcohol	2300	ug/L	100	EPA-8260	ND	A01	1
Diisopropyl ether	ND	ug/L	5.0	EPA-8260	ND	A01	1
Ethanol	ND	ug/L	2500	EPA-8260	ND	A01	1
Ethyl t-butyl ether	ND	ug/L	5.0	EPA-8260	ND	A01	1
Total Purgeable Petroleum Hydrocarbons (C6-C12)	2000	ug/L	500	Luft-GC/MS	ND	A01	1
1,2-Dichloroethane-d4 (Surrogate)	109	%	75 - 125 (LCL - UCL)	EPA-8260			1
Toluene-d8 (Surrogate)	87.2	%	80 - 120 (LCL - UCL)	EPA-8260			1
4-Bromofluorobenzene (Surrogate)	105	%	80 - 120 (LCL - UCL)	EPA-8260			1

Run #	Method	Prep Date	Run Date/Time	Analyst	Instrument	Dilution	QC Batch ID
1	EPA-8260	06/29/12	06/30/12 01:03	JMC	MS-V12	10	BVG0011



Arcadis
1900 Powell Street 12th Floor
Emeryville, CA 94608

Reported: 07/10/2012 14:38
Project: 4186
Project Number: 351721
Project Manager: Kathy Brandt

Gas Testing in Water

BCL Sample ID: 1211580-09	Client Sample Name: 4186, U-10-W-120626, 6/26/2012 10:38:00AM
----------------------------------	--

Constituent	Result	Units	PQL	Method	MB Bias	Lab Quals	Run #
Methane	19	mg/L	0.050	RSK-175M	ND	A01,S01	1

Run #	Method	Prep Date	Run Date/Time	Analyst	Instrument	Dilution	QC Batch ID
1	RSK-175M	07/03/12	07/03/12 09:26	JMC	GC-V1	50	BVG0078



Arcadis
1900 Powell Street 12th Floor
Emeryville, CA 94608

Reported: 07/10/2012 14:38
Project: 4186
Project Number: 351721
Project Manager: Kathy Brandt

Water Analysis (General Chemistry)

BCL Sample ID: 1211580-09	Client Sample Name: 4186, U-10-W-120626, 6/26/2012 10:38:00AM
----------------------------------	--

Constituent	Result	Units	PQL	Method	MB Bias	Lab Quals	Run #
Dissolved Calcium	51	mg/L	0.10	EPA-6010B	ND		1
Dissolved Magnesium	100	mg/L	0.050	EPA-6010B	ND		1
Dissolved Sodium	50	mg/L	0.50	EPA-6010B	ND		1
Dissolved Potassium	3.3	mg/L	1.0	EPA-6010B	ND		1
Chloride	36	mg/L	0.50	EPA-300.0	ND		2
Fluoride	0.13	mg/L	0.050	EPA-300.0	ND		2
Nitrate as NO3	ND	mg/L	0.44	EPA-300.0	ND		2
Sulfate	ND	mg/L	1.0	EPA-300.0	ND		2
Total Dissolved Solids @ 180 C	690	mg/L	50	EPA-160.1	ND		3
Iron (II) Species, Dissolved	ND	ug/L	100	SM-3500-FeD	ND		4

Run #	Method	Prep Date	Run Date/Time	Analyst	Instrument	Dilution	QC Batch ID
1	EPA-6010B	06/28/12	06/29/12 08:49	ARD	PE-OP1	1	BVF1900
2	EPA-300.0	06/26/12	06/27/12 07:56	LD1	IC5	1	BVF1793
3	EPA-160.1	06/27/12	06/27/12 13:15	NW1	MANUAL	5	BVF1754
4	SM-3500-FeD	06/27/12	06/27/12 07:30	TDC	KONE-1	1	BVG0007

The results in this report apply to the samples analyzed in accordance with the chain of custody document. This analytical report must be reproduced in its entirety. All results listed in this report are for the exclusive use of the submitting party. BC Laboratories, Inc. assumes no responsibility for report alteration, separation, detachment or third party interpretation.



Arcadis
1900 Powell Street 12th Floor
Emeryville, CA 94608

Reported: 07/10/2012 14:38
Project: 4186
Project Number: 351721
Project Manager: Kathy Brandt

Water Analysis (Metals)

BCL Sample ID: 1211580-09		Client Sample Name: 4186, U-10-W-120626, 6/26/2012 10:38:00AM					
Constituent	Result	Units	PQL	Method	MB Bias	Lab Quals	Run #
Dissolved Antimony	ND	ug/L	100	EPA-6010B	ND		1
Dissolved Arsenic	ND	ug/L	50	EPA-6010B	ND		1
Hexavalent Chromium	ND	ug/L	2.0	EPA-7196	ND		2
Dissolved Barium	440	ug/L	10	EPA-6010B	ND		1
Dissolved Beryllium	ND	ug/L	10	EPA-6010B	ND		1
Dissolved Cadmium	ND	ug/L	10	EPA-6010B	ND		1
Dissolved Chromium	ND	ug/L	10	EPA-6010B	ND		1
Dissolved Cobalt	ND	ug/L	50	EPA-6010B	ND		1
Dissolved Copper	ND	ug/L	10	EPA-6010B	ND		1
Dissolved Lead	ND	ug/L	50	EPA-6010B	ND		1
Dissolved Manganese	2000	ug/L	10	EPA-6010B	ND		1
Dissolved Mercury	ND	ug/L	0.20	EPA-7470A	ND		3
Dissolved Molybdenum	ND	ug/L	50	EPA-6010B	ND		1
Dissolved Nickel	ND	ug/L	10	EPA-6010B	ND		1
Dissolved Selenium	ND	ug/L	100	EPA-6010B	ND		1
Dissolved Silver	ND	ug/L	10	EPA-6010B	ND		1
Dissolved Thallium	ND	ug/L	100	EPA-6010B	ND		1
Dissolved Vanadium	ND	ug/L	10	EPA-6010B	ND		1
Dissolved Zinc	ND	ug/L	10	EPA-6010B	ND		1
Total Antimony	ND	ug/L	100	EPA-6010B	ND		4
Total Arsenic	ND	ug/L	50	EPA-6010B	ND		4
Total Barium	1000	ug/L	10	EPA-6010B	ND		4
Total Beryllium	ND	ug/L	10	EPA-6010B	ND		4
Total Cadmium	ND	ug/L	10	EPA-6010B	ND		4
Total Chromium	250	ug/L	10	EPA-6010B	ND		4
Total Cobalt	57	ug/L	50	EPA-6010B	ND		4
Total Copper	120	ug/L	10	EPA-6010B	ND		4
Total Lead	ND	ug/L	50	EPA-6010B	ND		4
Total Mercury	0.64	ug/L	0.20	EPA-7470A	ND		5
Total Molybdenum	ND	ug/L	50	EPA-6010B	ND		4
Total Nickel	870	ug/L	10	EPA-6010B	ND		4
Total Selenium	ND	ug/L	100	EPA-6010B	ND		4
Total Silver	ND	ug/L	10	EPA-6010B	ND		4

The results in this report apply to the samples analyzed in accordance with the chain of custody document. This analytical report must be reproduced in its entirety. All results listed in this report are for the exclusive use of the submitting party. BC Laboratories, Inc. assumes no responsibility for report alteration, separation, detachment or third party interpretation.



Arcadis
1900 Powell Street 12th Floor
Emeryville, CA 94608

Reported: 07/10/2012 14:38
Project: 4186
Project Number: 351721
Project Manager: Kathy Brandt

Water Analysis (Metals)

BCL Sample ID: 1211580-09	Client Sample Name: 4186, U-10-W-120626, 6/26/2012 10:38:00AM
----------------------------------	--

Constituent	Result	Units	PQL	Method	MB Bias	Lab Quals	Run #
Total Thallium	ND	ug/L	100	EPA-6010B	ND		4
Total Vanadium	98	ug/L	10	EPA-6010B	ND		4
Total Zinc	170	ug/L	50	EPA-6010B	ND		4

Run #	Method	Prep Date	Run		Analyst	Instrument	Dilution	QC
			Date/Time					Batch ID
1	EPA-6010B	06/28/12	06/29/12	08:49	ARD	PE-OP1	1	BVF1900
2	EPA-7196	06/26/12	06/27/12	00:52	AKB	KONE-1	1	BVG0004
3	EPA-7470A	07/06/12	07/09/12	10:00	MEV	CETAC1	1	BVG0344
4	EPA-6010B	07/02/12	07/03/12	11:11	ARD	PE-OP1	1	BVG0043
5	EPA-7470A	07/09/12	07/10/12	10:17	MEV	CETAC1	1	BVG0428

The results in this report apply to the samples analyzed in accordance with the chain of custody document. This analytical report must be reproduced in its entirety.
All results listed in this report are for the exclusive use of the submitting party. BC Laboratories, Inc. assumes no responsibility for report alteration, separation, detachment or third party interpretation.



Arcadis
1900 Powell Street 12th Floor
Emeryville, CA 94608

Reported: 07/10/2012 14:38
Project: 4186
Project Number: 351721
Project Manager: Kathy Brandt

Volatile Organic Analysis (EPA Method 8260)

BCL Sample ID: 1211580-10	Client Sample Name: 4186, U-11-W-120626, 6/26/2012 10:19:00AM
----------------------------------	--

Constituent	Result	Units	PQL	Method	MB Bias	Lab Quals	Run #
Benzene	7.3	ug/L	0.50	EPA-8260	ND		1
1,2-Dibromoethane	ND	ug/L	0.50	EPA-8260	ND		1
1,2-Dichloroethane	ND	ug/L	0.50	EPA-8260	ND		1
Ethylbenzene	ND	ug/L	0.50	EPA-8260	ND		1
Methyl t-butyl ether	72	ug/L	0.50	EPA-8260	ND		1
Toluene	ND	ug/L	0.50	EPA-8260	ND		1
Total Xylenes	ND	ug/L	1.0	EPA-8260	ND		1
t-Amyl Methyl ether	ND	ug/L	0.50	EPA-8260	ND		1
t-Butyl alcohol	5000	ug/L	10	EPA-8260	ND		1
Diisopropyl ether	ND	ug/L	0.50	EPA-8260	ND		1
Ethanol	ND	ug/L	250	EPA-8260	ND		1
Ethyl t-butyl ether	ND	ug/L	0.50	EPA-8260	ND		1
Total Purgeable Petroleum Hydrocarbons (C6-C12)	450	ug/L	50	Luft-GC/MS	ND		1
1,2-Dichloroethane-d4 (Surrogate)	110	%	75 - 125 (LCL - UCL)	EPA-8260			1
Toluene-d8 (Surrogate)	98.7	%	80 - 120 (LCL - UCL)	EPA-8260			1
4-Bromofluorobenzene (Surrogate)	106	%	80 - 120 (LCL - UCL)	EPA-8260			1

Run #	Method	Prep Date	Run Date/Time	Analyst	Instrument	Dilution	QC Batch ID
1	EPA-8260	06/29/12	06/30/12 00:45	JMC	MS-V12	1	BVG0011



Arcadis
1900 Powell Street 12th Floor
Emeryville, CA 94608

Reported: 07/10/2012 14:38
Project: 4186
Project Number: 351721
Project Manager: Kathy Brandt

Gas Testing in Water

BCL Sample ID: 1211580-10	Client Sample Name: 4186, U-11-W-120626, 6/26/2012 10:19:00AM
----------------------------------	--

Constituent	Result	Units	PQL	Method	MB Bias	Lab Quals	Run #
Methane	6.0	mg/L	0.050	RSK-175M	ND	A01,S01	1

Run #	Method	Prep Date	Run Date/Time	Analyst	Instrument	Dilution	QC Batch ID
1	RSK-175M	07/03/12	07/03/12 09:17	JMC	GC-V1	50	BVG0078



Arcadis
1900 Powell Street 12th Floor
Emeryville, CA 94608

Reported: 07/10/2012 14:38
Project: 4186
Project Number: 351721
Project Manager: Kathy Brandt

Water Analysis (General Chemistry)

BCL Sample ID: 1211580-10	Client Sample Name: 4186, U-11-W-120626, 6/26/2012 10:19:00AM
----------------------------------	--

Constituent	Result	Units	PQL	Method	MB Bias	Lab Quals	Run #
Dissolved Calcium	72	mg/L	0.10	EPA-6010B	ND		1
Dissolved Magnesium	170	mg/L	0.050	EPA-6010B	ND		1
Dissolved Sodium	60	mg/L	0.50	EPA-6010B	ND		1
Dissolved Potassium	1.6	mg/L	1.0	EPA-6010B	ND		1
Chloride	120	mg/L	0.50	EPA-300.0	ND		2
Fluoride	0.10	mg/L	0.050	EPA-300.0	ND		2
Nitrate as NO3	ND	mg/L	0.44	EPA-300.0	ND		2
Sulfate	320	mg/L	1.0	EPA-300.0	ND		2
Total Dissolved Solids @ 180 C	1200	mg/L	50	EPA-160.1	ND		3
Iron (II) Species, Dissolved	270	ug/L	100	SM-3500-FeD	ND		4

Run #	Method	Prep Date	Run Date/Time	Analyst	Instrument	Dilution	QC Batch ID
1	EPA-6010B	06/28/12	06/29/12 08:51	ARD	PE-OP1	1	BVF1900
2	EPA-300.0	06/26/12	06/27/12 08:39	LD1	IC5	1	BVF1793
3	EPA-160.1	06/27/12	06/27/12 13:15	NW1	MANUAL	5	BVF1754
4	SM-3500-FeD	06/27/12	06/27/12 07:30	TDC	KONE-1	1	BVG0007

The results in this report apply to the samples analyzed in accordance with the chain of custody document. This analytical report must be reproduced in its entirety. All results listed in this report are for the exclusive use of the submitting party. BC Laboratories, Inc. assumes no responsibility for report alteration, separation, detachment or third party interpretation.



Arcadis
1900 Powell Street 12th Floor
Emeryville, CA 94608

Reported: 07/10/2012 14:38
Project: 4186
Project Number: 351721
Project Manager: Kathy Brandt

Water Analysis (Metals)

BCL Sample ID: 1211580-10		Client Sample Name: 4186, U-11-W-120626, 6/26/2012 10:19:00AM					
Constituent	Result	Units	PQL	Method	MB Bias	Lab Quals	Run #
Dissolved Antimony	ND	ug/L	100	EPA-6010B	ND		1
Dissolved Arsenic	ND	ug/L	50	EPA-6010B	ND		1
Hexavalent Chromium	ND	ug/L	2.0	EPA-7196	ND		2
Dissolved Barium	58	ug/L	10	EPA-6010B	ND		1
Dissolved Beryllium	ND	ug/L	10	EPA-6010B	ND		1
Dissolved Cadmium	ND	ug/L	10	EPA-6010B	ND		1
Dissolved Chromium	ND	ug/L	10	EPA-6010B	ND		1
Dissolved Cobalt	ND	ug/L	50	EPA-6010B	ND		1
Dissolved Copper	ND	ug/L	10	EPA-6010B	ND		1
Dissolved Lead	ND	ug/L	50	EPA-6010B	ND		1
Dissolved Manganese	3100	ug/L	10	EPA-6010B	ND		1
Dissolved Mercury	ND	ug/L	0.20	EPA-7470A	ND		3
Dissolved Molybdenum	ND	ug/L	50	EPA-6010B	ND		1
Dissolved Nickel	ND	ug/L	10	EPA-6010B	ND		1
Dissolved Selenium	ND	ug/L	100	EPA-6010B	ND		1
Dissolved Silver	ND	ug/L	10	EPA-6010B	ND		1
Dissolved Thallium	ND	ug/L	100	EPA-6010B	ND		1
Dissolved Vanadium	ND	ug/L	10	EPA-6010B	ND		1
Dissolved Zinc	ND	ug/L	10	EPA-6010B	ND		1
Total Antimony	ND	ug/L	100	EPA-6010B	ND		4
Total Arsenic	ND	ug/L	50	EPA-6010B	ND		4
Total Barium	1100	ug/L	10	EPA-6010B	ND		4
Total Beryllium	ND	ug/L	10	EPA-6010B	ND		4
Total Cadmium	ND	ug/L	10	EPA-6010B	ND		4
Total Chromium	230	ug/L	10	EPA-6010B	ND		4
Total Cobalt	61	ug/L	50	EPA-6010B	ND		4
Total Copper	120	ug/L	10	EPA-6010B	ND		4
Total Lead	ND	ug/L	50	EPA-6010B	ND		4
Total Mercury	0.62	ug/L	0.20	EPA-7470A	ND		5
Total Molybdenum	ND	ug/L	50	EPA-6010B	ND		4
Total Nickel	760	ug/L	10	EPA-6010B	ND		4
Total Selenium	ND	ug/L	100	EPA-6010B	ND		4
Total Silver	ND	ug/L	10	EPA-6010B	ND		4

The results in this report apply to the samples analyzed in accordance with the chain of custody document. This analytical report must be reproduced in its entirety. All results listed in this report are for the exclusive use of the submitting party. BC Laboratories, Inc. assumes no responsibility for report alteration, separation, detachment or third party interpretation.



Arcadis
1900 Powell Street 12th Floor
Emeryville, CA 94608

Reported: 07/10/2012 14:38
Project: 4186
Project Number: 351721
Project Manager: Kathy Brandt

Water Analysis (Metals)

BCL Sample ID: 1211580-10	Client Sample Name: 4186, U-11-W-120626, 6/26/2012 10:19:00AM						
Constituent	Result	Units	PQL	Method	MB Bias	Lab Quals	Run #
Total Thallium	ND	ug/L	100	EPA-6010B	ND		4
Total Vanadium	110	ug/L	10	EPA-6010B	ND		4
Total Zinc	160	ug/L	50	EPA-6010B	ND		4

Run #	Method	Prep Date	Run Date/Time	Analyst	Instrument	Dilution	QC Batch ID
1	EPA-6010B	06/28/12	06/29/12 08:51	ARD	PE-OP1	1	BVF1900
2	EPA-7196	06/26/12	06/27/12 00:55	AKB	KONE-1	1	BVG0004
3	EPA-7470A	07/06/12	07/09/12 10:02	MEV	CETAC1	1	BVG0344
4	EPA-6010B	07/02/12	07/03/12 11:17	ARD	PE-OP1	1	BVG0043
5	EPA-7470A	07/09/12	07/10/12 10:24	MEV	CETAC1	1	BVG0428

The results in this report apply to the samples analyzed in accordance with the chain of custody document. This analytical report must be reproduced in its entirety.
All results listed in this report are for the exclusive use of the submitting party. BC Laboratories, Inc. assumes no responsibility for report alteration, separation, detachment or third party interpretation.



Arcadis
1900 Powell Street 12th Floor
Emeryville, CA 94608

Reported: 07/10/2012 14:38
Project: 4186
Project Number: 351721
Project Manager: Kathy Brandt

Volatile Organic Analysis (EPA Method 8260)

Quality Control Report - Method Blank Analysis

Constituent	QC Sample ID	MB Result	Units	PQL	MDL	Lab Quals
-------------	--------------	-----------	-------	-----	-----	-----------

QC Batch ID: BVG0011

Benzene	BVG0011-BLK1	ND	ug/L	0.50		
1,2-Dibromoethane	BVG0011-BLK1	ND	ug/L	0.50		
1,2-Dichloroethane	BVG0011-BLK1	ND	ug/L	0.50		
Ethylbenzene	BVG0011-BLK1	ND	ug/L	0.50		
Methyl t-butyl ether	BVG0011-BLK1	ND	ug/L	0.50		
Toluene	BVG0011-BLK1	ND	ug/L	0.50		
Total Xylenes	BVG0011-BLK1	ND	ug/L	1.0		
t-Amyl Methyl ether	BVG0011-BLK1	ND	ug/L	0.50		
t-Butyl alcohol	BVG0011-BLK1	ND	ug/L	10		
Diisopropyl ether	BVG0011-BLK1	ND	ug/L	0.50		
Ethanol	BVG0011-BLK1	ND	ug/L	250		
Ethyl t-butyl ether	BVG0011-BLK1	ND	ug/L	0.50		
Total Purgeable Petroleum Hydrocarbons (C6-I	BVG0011-BLK1	ND	ug/L	50		
1,2-Dichloroethane-d4 (Surrogate)	BVG0011-BLK1	110	%		75 - 125 (LCL - UCL)	
Toluene-d8 (Surrogate)	BVG0011-BLK1	100	%		80 - 120 (LCL - UCL)	
4-Bromofluorobenzene (Surrogate)	BVG0011-BLK1	94.9	%		80 - 120 (LCL - UCL)	

QC Batch ID: BVG0012

Benzene	BVG0012-BLK1	ND	ug/L	0.50		
1,2-Dibromoethane	BVG0012-BLK1	ND	ug/L	0.50		
1,2-Dichloroethane	BVG0012-BLK1	ND	ug/L	0.50		
Ethylbenzene	BVG0012-BLK1	ND	ug/L	0.50		
Methyl t-butyl ether	BVG0012-BLK1	ND	ug/L	0.50		
Toluene	BVG0012-BLK1	ND	ug/L	0.50		
Total Xylenes	BVG0012-BLK1	ND	ug/L	1.0		
t-Amyl Methyl ether	BVG0012-BLK1	ND	ug/L	0.50		
t-Butyl alcohol	BVG0012-BLK1	ND	ug/L	10		
Diisopropyl ether	BVG0012-BLK1	ND	ug/L	0.50		
Ethanol	BVG0012-BLK1	ND	ug/L	250		
Ethyl t-butyl ether	BVG0012-BLK1	ND	ug/L	0.50		
Total Purgeable Petroleum Hydrocarbons (C6-I	BVG0012-BLK1	ND	ug/L	50		
1,2-Dichloroethane-d4 (Surrogate)	BVG0012-BLK1	102	%		75 - 125 (LCL - UCL)	
Toluene-d8 (Surrogate)	BVG0012-BLK1	101	%		80 - 120 (LCL - UCL)	
4-Bromofluorobenzene (Surrogate)	BVG0012-BLK1	92.8	%		80 - 120 (LCL - UCL)	

The results in this report apply to the samples analyzed in accordance with the chain of custody document. This analytical report must be reproduced in its entirety. All results listed in this report are for the exclusive use of the submitting party. BC Laboratories, Inc. assumes no responsibility for report alteration, separation, detachment or third party interpretation.



Arcadis
1900 Powell Street 12th Floor
Emeryville, CA 94608

Reported: 07/10/2012 14:38
Project: 4186
Project Number: 351721
Project Manager: Kathy Brandt

Volatile Organic Analysis (EPA Method 8260)

Quality Control Report - Laboratory Control Sample

Constituent	QC Sample ID	Type	Result	Spike Level	Units	Percent Recovery	RPD	Control Limits		Lab
								Percent Recovery	RPD	
QC Batch ID: BVG0011										
Benzene	BVG0011-BS1	LCS	32.340	25.000	ug/L	129		70 - 130		
Toluene	BVG0011-BS1	LCS	27.470	25.000	ug/L	110		70 - 130		
1,2-Dichloroethane-d4 (Surrogate)	BVG0011-BS1	LCS	10.350	10.000	ug/L	104		75 - 125		
Toluene-d8 (Surrogate)	BVG0011-BS1	LCS	9.7500	10.000	ug/L	97.5		80 - 120		
4-Bromofluorobenzene (Surrogate)	BVG0011-BS1	LCS	10.830	10.000	ug/L	108		80 - 120		
QC Batch ID: BVG0012										
Benzene	BVG0012-BS1	LCS	31.570	25.000	ug/L	126		70 - 130		
Toluene	BVG0012-BS1	LCS	27.050	25.000	ug/L	108		70 - 130		
1,2-Dichloroethane-d4 (Surrogate)	BVG0012-BS1	LCS	10.280	10.000	ug/L	103		75 - 125		
Toluene-d8 (Surrogate)	BVG0012-BS1	LCS	10.140	10.000	ug/L	101		80 - 120		
4-Bromofluorobenzene (Surrogate)	BVG0012-BS1	LCS	10.210	10.000	ug/L	102		80 - 120		



Arcadis
1900 Powell Street 12th Floor
Emeryville, CA 94608

Reported: 07/10/2012 14:38
Project: 4186
Project Number: 351721
Project Manager: Kathy Brandt

Volatile Organic Analysis (EPA Method 8260)

Quality Control Report - Precision & Accuracy

Constituent	Type	Source Sample ID	Source Result	Result	Spike Added	Units	RPD	Percent Recovery		Lab	
								RPD	Percent Recovery		
QC Batch ID: BVG0011		Used client sample: N									
Benzene	MS	1211463-02	ND	32.480	25.000	ug/L		130		70 - 130	
	MSD	1211463-02	ND	32.360	25.000	ug/L	0.4	129	20	70 - 130	
Toluene	MS	1211463-02	ND	27.790	25.000	ug/L		111		70 - 130	
	MSD	1211463-02	ND	28.240	25.000	ug/L	1.6	113	20	70 - 130	
1,2-Dichloroethane-d4 (Surrogate)	MS	1211463-02	ND	10.330	10.000	ug/L		103		75 - 125	
	MSD	1211463-02	ND	10.290	10.000	ug/L	0.4	103		75 - 125	
Toluene-d8 (Surrogate)	MS	1211463-02	ND	10.410	10.000	ug/L		104		80 - 120	
	MSD	1211463-02	ND	10.210	10.000	ug/L	1.9	102		80 - 120	
4-Bromofluorobenzene (Surrogate)	MS	1211463-02	ND	10.260	10.000	ug/L		103		80 - 120	
	MSD	1211463-02	ND	10.020	10.000	ug/L	2.4	100		80 - 120	
QC Batch ID: BVG0012		Used client sample: N									
Benzene	MS	1211463-01	ND	30.200	25.000	ug/L		121		70 - 130	
	MSD	1211463-01	ND	31.130	25.000	ug/L	3.0	125	20	70 - 130	
Toluene	MS	1211463-01	ND	25.710	25.000	ug/L		103		70 - 130	
	MSD	1211463-01	ND	27.790	25.000	ug/L	7.8	111	20	70 - 130	
1,2-Dichloroethane-d4 (Surrogate)	MS	1211463-01	ND	10.390	10.000	ug/L		104		75 - 125	
	MSD	1211463-01	ND	10.130	10.000	ug/L	2.5	101		75 - 125	
Toluene-d8 (Surrogate)	MS	1211463-01	ND	9.5900	10.000	ug/L		95.9		80 - 120	
	MSD	1211463-01	ND	9.6900	10.000	ug/L	1.0	96.9		80 - 120	
4-Bromofluorobenzene (Surrogate)	MS	1211463-01	ND	10.760	10.000	ug/L		108		80 - 120	
	MSD	1211463-01	ND	10.950	10.000	ug/L	1.8	110		80 - 120	

The results in this report apply to the samples analyzed in accordance with the chain of custody document. This analytical report must be reproduced in its entirety. All results listed in this report are for the exclusive use of the submitting party. BC Laboratories, Inc. assumes no responsibility for report alteration, separation, detachment or third party interpretation.



Arcadis
1900 Powell Street 12th Floor
Emeryville, CA 94608

Reported: 07/10/2012 14:38
Project: 4186
Project Number: 351721
Project Manager: Kathy Brandt

Gas Testing in Water

Quality Control Report - Method Blank Analysis

Constituent	QC Sample ID	MB Result	Units	PQL	MDL	Lab Quals
QC Batch ID: BVG0078						
Methane	BVG0078-BLK1	ND	mg/L	0.0010		
QC Batch ID: BVG0079						
Methane	BVG0079-BLK1	ND	mg/L	0.0010		



Arcadis
1900 Powell Street 12th Floor
Emeryville, CA 94608

Reported: 07/10/2012 14:38
Project: 4186
Project Number: 351721
Project Manager: Kathy Brandt

Gas Testing in Water

Quality Control Report - Laboratory Control Sample

Constituent	QC Sample ID	Type	Result	Spike Level	Units	Percent Recovery	RPD	Control Limits		Lab
								Percent Recovery	RPD	
QC Batch ID: BVG0078										
Methane	BVG0078-BS1	LCS	0.011154	0.010843	mg/L	103		80 - 120		
	BVG0078-BSD1	LCSD	0.011299	0.010843	mg/L	104	1.3	80 - 120		20
QC Batch ID: BVG0079										
Methane	BVG0079-BS1	LCS	0.011334	0.010843	mg/L	105		80 - 120		
	BVG0079-BSD1	LCSD	0.011366	0.010843	mg/L	105	0.3	80 - 120		20



Arcadis
1900 Powell Street 12th Floor
Emeryville, CA 94608

Reported: 07/10/2012 14:38
Project: 4186
Project Number: 351721
Project Manager: Kathy Brandt

Water Analysis (General Chemistry)

Quality Control Report - Method Blank Analysis

Constituent	QC Sample ID	MB Result	Units	PQL	MDL	Lab Quals
QC Batch ID: BVF1754						
Total Dissolved Solids @ 180 C	BVF1754-BLK1	ND	mg/L	6.7		
QC Batch ID: BVF1793						
Chloride	BVF1793-BLK1	ND	mg/L	0.50		
Fluoride	BVF1793-BLK1	ND	mg/L	0.050		
Nitrate as NO3	BVF1793-BLK1	ND	mg/L	0.44		
Sulfate	BVF1793-BLK1	ND	mg/L	1.0		
QC Batch ID: BVF1900						
Dissolved Calcium	BVF1900-BLK1	ND	mg/L	0.10		
Dissolved Magnesium	BVF1900-BLK1	ND	mg/L	0.050		
Dissolved Sodium	BVF1900-BLK1	ND	mg/L	0.50		
Dissolved Potassium	BVF1900-BLK1	ND	mg/L	1.0		
QC Batch ID: BVG0007						
Iron (II) Species, Dissolved	BVG0007-BLK1	ND	ug/L	100		



Arcadis
1900 Powell Street 12th Floor
Emeryville, CA 94608

Reported: 07/10/2012 14:38
Project: 4186
Project Number: 351721
Project Manager: Kathy Brandt

Water Analysis (General Chemistry)

Quality Control Report - Laboratory Control Sample

Constituent	QC Sample ID	Type	Result	Spike Level	Units	Percent Recovery	RPD	Control Limits		Lab Quals
								Percent Recovery	RPD	
QC Batch ID: BVF1754										
Total Dissolved Solids @ 180 C	BVF1754-BS1	LCS	540.00	586.00	mg/L	92.2		90 - 110		
QC Batch ID: BVF1793										
Chloride	BVF1793-BS1	LCS	51.730	50.000	mg/L	103		90 - 110		
Fluoride	BVF1793-BS1	LCS	0.97100	1.0000	mg/L	97.1		90 - 110		
Nitrate as NO3	BVF1793-BS1	LCS	23.011	22.134	mg/L	104		90 - 110		
Sulfate	BVF1793-BS1	LCS	103.92	100.00	mg/L	104		90 - 110		
QC Batch ID: BVF1900										
Dissolved Calcium	BVF1900-BS1	LCS	9.9187	10.000	mg/L	99.2		85 - 115		
Dissolved Magnesium	BVF1900-BS1	LCS	10.160	10.000	mg/L	102		85 - 115		
Dissolved Sodium	BVF1900-BS1	LCS	9.9764	10.000	mg/L	99.8		85 - 115		
Dissolved Potassium	BVF1900-BS1	LCS	9.6177	10.000	mg/L	96.2		85 - 115		
QC Batch ID: BVG0007										
Iron (II) Species, Dissolved	BVG0007-BS1	LCS	2428.0	2500.0	ug/L	97.1		90 - 110		

The results in this report apply to the samples analyzed in accordance with the chain of custody document. This analytical report must be reproduced in its entirety. All results listed in this report are for the exclusive use of the submitting party. BC Laboratories, Inc. assumes no responsibility for report alteration, separation, detachment or third party interpretation.



Arcadis
1900 Powell Street 12th Floor
Emeryville, CA 94608

Reported: 07/10/2012 14:38
Project: 4186
Project Number: 351721
Project Manager: Kathy Brandt

Water Analysis (General Chemistry)

Quality Control Report - Precision & Accuracy

Table with columns: Constituent, Source Type, Source Sample ID, Source Result, Result, Spike Added, Units, RPD, Percent Recovery, Control Limits RPD, Percent Recovery, Lab Qualls. Includes QC Batch IDs: BVF1754, BVF1793, BVF1900, and BVG0007.



Arcadis
1900 Powell Street 12th Floor
Emeryville, CA 94608

Reported: 07/10/2012 14:38
Project: 4186
Project Number: 351721
Project Manager: Kathy Brandt

Water Analysis (Metals)

Quality Control Report - Method Blank Analysis

Constituent	QC Sample ID	MB Result	Units	PQL	MDL	Lab Quals
QC Batch ID: BVF1900						
Dissolved Antimony	BVF1900-BLK1	ND	ug/L	100		
Dissolved Arsenic	BVF1900-BLK1	ND	ug/L	50		
Dissolved Barium	BVF1900-BLK1	ND	ug/L	10		
Dissolved Beryllium	BVF1900-BLK1	ND	ug/L	10		
Dissolved Cadmium	BVF1900-BLK1	ND	ug/L	10		
Dissolved Chromium	BVF1900-BLK1	ND	ug/L	10		
Dissolved Cobalt	BVF1900-BLK1	ND	ug/L	50		
Dissolved Copper	BVF1900-BLK1	ND	ug/L	10		
Dissolved Lead	BVF1900-BLK1	ND	ug/L	50		
Dissolved Manganese	BVF1900-BLK1	ND	ug/L	10		
Dissolved Molybdenum	BVF1900-BLK1	ND	ug/L	50		
Dissolved Nickel	BVF1900-BLK1	ND	ug/L	10		
Dissolved Selenium	BVF1900-BLK1	ND	ug/L	100		
Dissolved Silver	BVF1900-BLK1	ND	ug/L	10		
Dissolved Thallium	BVF1900-BLK1	ND	ug/L	100		
Dissolved Vanadium	BVF1900-BLK1	ND	ug/L	10		
Dissolved Zinc	BVF1900-BLK1	ND	ug/L	10		
QC Batch ID: BVG0004						
Hexavalent Chromium	BVG0004-BLK1	ND	ug/L	2.0		
QC Batch ID: BVG0043						
Total Antimony	BVG0043-BLK1	ND	ug/L	100		
Total Arsenic	BVG0043-BLK1	ND	ug/L	50		
Total Barium	BVG0043-BLK1	ND	ug/L	10		
Total Beryllium	BVG0043-BLK1	ND	ug/L	10		
Total Cadmium	BVG0043-BLK1	ND	ug/L	10		
Total Chromium	BVG0043-BLK1	ND	ug/L	10		
Total Cobalt	BVG0043-BLK1	ND	ug/L	50		
Total Copper	BVG0043-BLK1	ND	ug/L	10		
Total Lead	BVG0043-BLK1	ND	ug/L	50		
Total Molybdenum	BVG0043-BLK1	ND	ug/L	50		
Total Nickel	BVG0043-BLK1	ND	ug/L	10		
Total Selenium	BVG0043-BLK1	ND	ug/L	100		
Total Silver	BVG0043-BLK1	ND	ug/L	10		

The results in this report apply to the samples analyzed in accordance with the chain of custody document. This analytical report must be reproduced in its entirety. All results listed in this report are for the exclusive use of the submitting party. BC Laboratories, Inc. assumes no responsibility for report alteration, separation, detachment or third party interpretation.



Arcadis
1900 Powell Street 12th Floor
Emeryville, CA 94608

Reported: 07/10/2012 14:38
Project: 4186
Project Number: 351721
Project Manager: Kathy Brandt

Water Analysis (Metals)

Quality Control Report - Method Blank Analysis

Constituent	QC Sample ID	MB Result	Units	PQL	MDL	Lab Quals
QC Batch ID: BVG0043						
Total Thallium	BVG0043-BLK1	ND	ug/L	100		
Total Vanadium	BVG0043-BLK1	ND	ug/L	10		
Total Zinc	BVG0043-BLK1	ND	ug/L	50		
QC Batch ID: BVG0213						
Total Mercury	BVG0213-BLK1	ND	ug/L	0.20		
QC Batch ID: BVG0344						
Dissolved Mercury	BVG0344-BLK1	ND	ug/L	0.20		
QC Batch ID: BVG0428						
Total Mercury	BVG0428-BLK1	ND	ug/L	0.20		



Arcadis
1900 Powell Street 12th Floor
Emeryville, CA 94608

Reported: 07/10/2012 14:38
Project: 4186
Project Number: 351721
Project Manager: Kathy Brandt

Water Analysis (Metals)

Quality Control Report - Laboratory Control Sample

Table with columns: Constituent, QC Sample ID, Type, Result, Spike Level, Units, Percent Recovery, RPD, Control Limits (Percent Recovery, RPD), Lab (Quals). Includes three sections for QC Batch IDs: BVF1900, BVG0004, and BVG0043.

The results in this report apply to the samples analyzed in accordance with the chain of custody document. This analytical report must be reproduced in its entirety. All results listed in this report are for the exclusive use of the submitting party. BC Laboratories, Inc. assumes no responsibility for report alteration, separation, detachment or third party interpretation.



Arcadis
1900 Powell Street 12th Floor
Emeryville, CA 94608

Reported: 07/10/2012 14:38
Project: 4186
Project Number: 351721
Project Manager: Kathy Brandt

Water Analysis (Metals)

Quality Control Report - Laboratory Control Sample

Constituent	QC Sample ID	Type	Result	Spike Level	Units	Percent Recovery	RPD	Control Limits		Lab
								Percent Recovery	RPD	
QC Batch ID: BVG0043										
Total Thallium	BVG0043-BS1	LCS	438.11	400.00	ug/L	110		85 - 115		
Total Vanadium	BVG0043-BS1	LCS	200.28	200.00	ug/L	100		85 - 115		
Total Zinc	BVG0043-BS1	LCS	528.22	500.00	ug/L	106		85 - 115		
QC Batch ID: BVG0213										
Total Mercury	BVG0213-BS1	LCS	0.99750	1.0000	ug/L	99.8		85 - 115		
QC Batch ID: BVG0344										
Dissolved Mercury	BVG0344-BS1	LCS	1.0150	1.0000	ug/L	102		85 - 115		
QC Batch ID: BVG0428										
Total Mercury	BVG0428-BS1	LCS	1.0375	1.0000	ug/L	104		85 - 115		

The results in this report apply to the samples analyzed in accordance with the chain of custody document. This analytical report must be reproduced in its entirety.
All results listed in this report are for the exclusive use of the submitting party. BC Laboratories, Inc. assumes no responsibility for report alteration, separation, detachment or third party interpretation.



Arcadis
1900 Powell Street 12th Floor
Emeryville, CA 94608

Reported: 07/10/2012 14:38
Project: 4186
Project Number: 351721
Project Manager: Kathy Brandt

Water Analysis (Metals)

Quality Control Report - Precision & Accuracy

Constituent	Type	Source Sample ID	Source Result	Result	Spike Added	Units	RPD	Control Limits		Lab Quals
								Percent Recovery	RPD	
QC Batch ID: BVF1900		Used client sample: Y - Description: U-2-W-120626, 06/26/2012 08:02								
Dissolved Antimony	DUP	1211580-01	ND	ND		ug/L			20	
	MS	1211580-01	ND	360.51	408.16	ug/L		88.3		75 - 125
	MSD	1211580-01	ND	364.91	408.16	ug/L	1.2	89.4	20	75 - 125
Dissolved Arsenic	DUP	1211580-01	ND	ND		ug/L			20	
	MS	1211580-01	ND	205.13	204.08	ug/L		101		75 - 125
	MSD	1211580-01	ND	214.36	204.08	ug/L	4.4	105	20	75 - 125
Dissolved Barium	DUP	1211580-01	243.79	243.93		ug/L	0.1		20	
	MS	1211580-01	243.79	652.59	408.16	ug/L		100		75 - 125
	MSD	1211580-01	243.79	654.97	408.16	ug/L	0.4	101	20	75 - 125
Dissolved Beryllium	DUP	1211580-01	ND	ND		ug/L			20	
	MS	1211580-01	ND	210.74	204.08	ug/L		103		75 - 125
	MSD	1211580-01	ND	211.50	204.08	ug/L	0.4	104	20	75 - 125
Dissolved Cadmium	DUP	1211580-01	ND	ND		ug/L			20	
	MS	1211580-01	ND	206.16	204.08	ug/L		101		75 - 125
	MSD	1211580-01	ND	205.22	204.08	ug/L	0.5	101	20	75 - 125
Dissolved Chromium	DUP	1211580-01	1.8814	ND		ug/L			20	
	MS	1211580-01	1.8814	207.58	204.08	ug/L		101		75 - 125
	MSD	1211580-01	1.8814	207.49	204.08	ug/L	0.0	101	20	75 - 125
Dissolved Cobalt	DUP	1211580-01	ND	ND		ug/L			20	
	MS	1211580-01	ND	197.79	204.08	ug/L		96.9		75 - 125
	MSD	1211580-01	ND	197.34	204.08	ug/L	0.2	96.7	20	75 - 125
Dissolved Copper	DUP	1211580-01	ND	ND		ug/L			20	
	MS	1211580-01	ND	390.16	408.16	ug/L		95.6		75 - 125
	MSD	1211580-01	ND	393.41	408.16	ug/L	0.8	96.4	20	75 - 125
Dissolved Lead	DUP	1211580-01	ND	ND		ug/L			20	
	MS	1211580-01	ND	421.83	408.16	ug/L		103		75 - 125
	MSD	1211580-01	ND	426.22	408.16	ug/L	1.0	104	20	75 - 125
Dissolved Manganese	DUP	1211580-01	ND	ND		ug/L			20	
	MS	1211580-01	ND	504.00	510.20	ug/L		98.8		75 - 125
	MSD	1211580-01	ND	499.25	510.20	ug/L	0.9	97.9	20	75 - 125
Dissolved Molybdenum	DUP	1211580-01	7.2755	ND		ug/L			20	
	MS	1211580-01	7.2755	212.70	204.08	ug/L		101		75 - 125
	MSD	1211580-01	7.2755	213.21	204.08	ug/L	0.2	101	20	75 - 125
Dissolved Nickel	DUP	1211580-01	ND	ND		ug/L			20	
	MS	1211580-01	ND	388.91	408.16	ug/L		95.3		75 - 125
	MSD	1211580-01	ND	388.74	408.16	ug/L	0.0	95.2	20	75 - 125
Dissolved Selenium	DUP	1211580-01	ND	ND		ug/L			20	
	MS	1211580-01	ND	237.99	204.08	ug/L		117		75 - 125
	MSD	1211580-01	ND	228.96	204.08	ug/L	3.9	112	20	75 - 125

The results in this report apply to the samples analyzed in accordance with the chain of custody document. This analytical report must be reproduced in its entirety. All results listed in this report are for the exclusive use of the submitting party. BC Laboratories, Inc. assumes no responsibility for report alteration, separation, detachment or third party interpretation.



Arcadis
1900 Powell Street 12th Floor
Emeryville, CA 94608

Reported: 07/10/2012 14:38
Project: 4186
Project Number: 351721
Project Manager: Kathy Brandt

Water Analysis (Metals)

Quality Control Report - Precision & Accuracy

Table with columns: Constituent, Source Type, Source Sample ID, Source Result, Result, Spike Added, Units, RPD, Percent Recovery, Control Limits RPD, Percent Recovery, Lab Quails. Includes sections for QC Batch ID: BVF1900, BVG0004, and BVG0043.

The results in this report apply to the samples analyzed in accordance with the chain of custody document. This analytical report must be reproduced in its entirety. All results listed in this report are for the exclusive use of the submitting party. BC Laboratories, Inc. assumes no responsibility for report alteration, separation, detachment or third party interpretation.



Arcadis
1900 Powell Street 12th Floor
Emeryville, CA 94608

Reported: 07/10/2012 14:38
Project: 4186
Project Number: 351721
Project Manager: Kathy Brandt

Water Analysis (Metals)

Quality Control Report - Precision & Accuracy

Table with columns: Constituent, Source Type, Source Sample ID, Source Result, Result, Spike Added, Units, RPD, Percent Recovery, Control Limits RPD, Percent Recovery, Lab Quals. Includes sections for QC Batch IDs BVG0043, BVG0213, BVG0344, and BVG0428.

The results in this report apply to the samples analyzed in accordance with the chain of custody document. This analytical report must be reproduced in its entirety. All results listed in this report are for the exclusive use of the submitting party. BC Laboratories, Inc. assumes no responsibility for report alteration, separation, detachment or third party interpretation.



Arcadis
1900 Powell Street 12th Floor
Emeryville, CA 94608

Reported: 07/10/2012 14:38
Project: 4186
Project Number: 351721
Project Manager: Kathy Brandt

Water Analysis (Metals)

Quality Control Report - Precision & Accuracy

Constituent	Type	Source Sample ID	Source Result	Result	Spike Added	Units	RPD	Percent Recovery	Control Limits		Lab Quals
									RPD	Percent Recovery	
QC Batch ID: BVG0428		Used client sample: N									
Total Mercury	DUP	1211782-04	ND	ND		ug/L			20		
	MS	1211782-04	ND	1.0450	1.0000	ug/L		104		70 - 130	
	MSD	1211782-04	ND	1.0625	1.0000	ug/L	1.7	106	20	70 - 130	



Arcadis
1900 Powell Street 12th Floor
Emeryville, CA 94608

Reported: 07/10/2012 14:38
Project: 4186
Project Number: 351721
Project Manager: Kathy Brandt

Notes And Definitions

- MDL Method Detection Limit
- ND Analyte Not Detected at or above the reporting limit
- PQL Practical Quantitation Limit
- RPD Relative Percent Difference
- A01 PQL's and MDL's are raised due to sample dilution.
- A02 The difference between duplicate readings is less than the PQL.
- A03 The sample concentration is more than 4 times the spike level.
- S01 Sample result is not within the quantitation range of the method.



Date of Report: 07/10/2012

Kathy Brandt

Arcadis

1900 Powell Street 12th Floor
Emeryville, CA 94608

Project: 4186
BC Work Order: 1211472
Invoice ID: B125489

Enclosed are the results of analyses for samples received by the laboratory on 6/25/2012. If you have any questions concerning this report, please feel free to contact me.

Sincerely,

Contact Person: Molly Meyers
Client Service Rep

Authorized Signature

Certifications: CA ELAP #1186; NV #CA00014



Table of Contents

Sample Information

Chain of Custody and Cooler Receipt form.....	3
Laboratory / Client Sample Cross Reference.....	5

Sample Results

1211472-01 - U-12-W-120625	
Volatile Organic Analysis (EPA Method 8260).....	7
Gas Testing in Water.....	8
Water Analysis (General Chemistry).....	9
1211472-02 - U-13-W-120625	
Volatile Organic Analysis (EPA Method 8260).....	10
Gas Testing in Water.....	11
Water Analysis (General Chemistry).....	12
Water Analysis (Metals).....	13
1211472-03 - U-14-W-120625	
Volatile Organic Analysis (EPA Method 8260).....	15
Gas Testing in Water.....	16
Water Analysis (General Chemistry).....	17
1211472-04 - U-15-W-120625	
Volatile Organic Analysis (EPA Method 8260).....	18
Gas Testing in Water.....	19
Water Analysis (General Chemistry).....	20
Water Analysis (Metals).....	21

Quality Control Reports

Volatile Organic Analysis (EPA Method 8260)	
Method Blank Analysis.....	23
Laboratory Control Sample.....	24
Precision and Accuracy.....	25
Gas Testing in Water	
Method Blank Analysis.....	26
Laboratory Control Sample.....	27
Water Analysis (General Chemistry)	
Method Blank Analysis.....	28
Laboratory Control Sample.....	29
Precision and Accuracy.....	30
Water Analysis (Metals)	
Method Blank Analysis.....	31
Laboratory Control Sample.....	33
Precision and Accuracy.....	35

Notes

Notes and Definitions.....	38
----------------------------	----



MM

12-11472

CHAIN OF CUSTODY FORM

COC 1 of 1

*address change per Drew Union Oil Company of California 6101 Bollinger Canyon Road San Ramon, CA 94583

Union Oil Site ID: 4186 MMU/26			Union Oil Consultant: Areadis			ANALYSES REQUIRED												
Site Global ID: 70600101777			Consultant Contact: Kathy Brandt			17 Metals	TPH - G by GCMS	BTEXMTBE/OXYS by EPA 8260B	Ethanol by EPA 8260B	EPA 8260B Full List with OXYS	Sulfate, Nitrate, Methane by EPA 8015B	Dissolved Ferrous Iron by 350FFEB	Hexavalent Chromium by 610, by 1601	Dissolved CAN 17 Metals	Chloride, Fluoride	Dissolved Metals (Ca, Na, Mg, K, Mn)	Turnaround Time (TAT):	
Site Address: 1771 N. Livermore St. First St. Livermore, CA *			Consultant Phone No.: 510 596 9675														Standard <input checked="" type="checkbox"/> 24 Hours <input type="checkbox"/>	48 Hours <input type="checkbox"/> 72 Hours <input type="checkbox"/>
Union Oil PM: Roya Kambin			Sampling Company: TRC			Special Instructions												
Union Oil PM Phone No.: 925 790 6270			Sampled By (PRINT): Andrew Vidreus															
Charge Code: NWRTB-0 351721 -0- LAB			Sampler Signature:			Notes / Comments												
This is a LEGAL document. ALL fields must be filled out CORRECTLY and COMPLETELY.			BC Laboratories, Inc. Project Manager: Molly Meyers 4100 Atlas Court, Bakersfield, CA 93308 Phone No. 661-327-4911															
SAMPLE ID				Sample Time	# of Containers	X	X	X	X	X	X	X	X	X	X	X	X	X
Field Point Name	Matrix	DTW	Date (yyymmdd)															
U-12	W-S-A	-1	120625	0843	7	X	X	X	X	X	X	X	X	X	X	X	X	X
U-13	W-S-A	-2		0926	9	X						X	X	X	X	X	X	X
U-14	W-S-A	-3		1026	7	X						X	X	X	X	X	X	X
U-15	W-S-A	-4	↓	1124	9	X	↓	↓	↓	↓	↓	X	X	X	X	X	X	X
	W-S-A																	
	W-S-A																	
	W-S-A																	
	W-S-A																	
	W-S-A																	
	W-S-A																	
	W-S-A																	
Relinquished By: TRC 6/25/12 1400			Relinquished By: Mary Began BCLAB 6/25/12 18:30			Relinquished By: Jull G BC LABS 6-25-12 21:30												
Received By: Mary Began BCLAB 6/25/12 1400			Received By: Jull G BC LABS 6-25-12 18:30			Received By: Jull G BC LABS 6-25-12 21:30												

CHK BY DISTRIBUTION
SUB-OUT

SHORT HOLDING TIME
Gr²⁰ NO₂ (NO₃) OP SS
DO Cl₂ BOD MBAS GOT

The results in this report apply to the samples analyzed in accordance with the chain of custody document. This analytical report must be reproduced in its entirety. All results listed in this report are for the exclusive use of the submitting party. BC Laboratories, Inc. assumes no responsibility for report alteration, separation, detachment or third party interpretation. 4100 Atlas Court Bakersfield, CA 93308 (661) 327-4911 FAX (661) 327-1918 www.bclabs.com



Chain of Custody and Cooler Receipt Form for 1211472 Page 2 of 2

C LABORATORIES INC. SAMPLE RECEIPT FORM Rev. No. 12 06/24/08 Page 1 of 1

Submission #: 12-11472

SHIPPING INFORMATION
 Federal Express UPS Hand Delivery
 C Lab Field Service Other (Specify) _____

SHIPPING CONTAINER
 Ice Chest None
 Box Other (Specify) _____

Refrigerant: Ice Blue Ice None Other Comments: _____

Custody Seals Ice Chest Containers None Comments: _____
 Intact? Yes No Intact? Yes No

1 sample received? Yes No All samples containers intact? Yes No Description(s) match COC? Yes No

COC Received
 YES NO

Emissivity: 0.98 Container: QPE Thermometer ID: 177
 Temperature: A 0.7 °C / C 0.8 °C

Date/Time 10-25-10
 Analyst Init JDW 2130

SAMPLE CONTAINERS	SAMPLE NUMBERS									
	1	2	3	4	5	6	7	8	9	10
GENERAL MINERAL GENERAL PHYSICAL	<u>D</u>	<u>CD</u>	<u>C</u>	<u>CD</u>						
PE UNPRESERVED	<u>D</u>	<u>E</u>	<u>D</u>	<u>E</u>						
INORGANIC CHEMICAL METALS										
INORGANIC CHEMICAL METALS		<u>F</u>		<u>F</u>						
CYANIDE										
NITROGEN FORMS										
TOTAL SULFIDE										
NITRATE / NITRITE										
TOTAL ORGANIC CARBON										
TOX										
CHEMICAL OXYGEN DEMAND										
PHENOLICS										
ml VOA VIAL TRAVEL BLANK										
ml VOA VIAL	<u>A3</u>	<u>A3</u>	<u>A3</u>	<u>A3</u>						
EPA 413.1, 413.2, 418.1										
ODOR										
BIOLOGICAL										
CTEUBIOLOGICAL										
ml VOA VIAL - 500 Methane	<u>B2</u>	<u>B2</u>	<u>B2</u>	<u>B2</u>						
EPA 509/608/808D										
EPA 515.1/8150										
EPA 525										
EPA 525 TRAVEL BLANK										
ml EPA 547										
ml EPA 531.1										
EPA 548										
EPA 549										
EPA 612										
EPA 8015M										
AMBER										
1/2 JAR										
OZ. JAR										
1L SLEEVE										
B VIAL										
ASTIC BAG										
BRASS IRON										
COLE										

Comments: _____
 Sample Numbering Completed By: JDW Date/Time: 10/25/12 2230
 Actual - / - C - Corrected

\\H30DCS\WP00\CAU_D0CS\FORMS\BAMREC2.WPD



Arcadis
1900 Powell Street 12th Floor
Emeryville, CA 94608

Reported: 07/10/2012 14:35
Project: 4186
Project Number: 351721
Project Manager: Kathy Brandt

Laboratory / Client Sample Cross Reference

Laboratory	Client Sample Information
------------	---------------------------

1211472-01	COC Number: --- Project Number: 4186 Sampling Location: --- Sampling Point: U-12-W-120625 Sampled By: TRCI	Receive Date: 06/25/2012 21:30 Sampling Date: 06/25/2012 08:43 Sample Depth: --- Lab Matrix: Water Sample Type: Groundwater Delivery Work Order: Global ID: T0600101777 Location ID (FieldPoint): U-12 Matrix: W Sample QC Type (SACode): CS Cooler ID:
-------------------	---	--

1211472-02	COC Number: --- Project Number: 4186 Sampling Location: --- Sampling Point: U-13-W-120625 Sampled By: TRCI	Receive Date: 06/25/2012 21:30 Sampling Date: 06/25/2012 09:26 Sample Depth: --- Lab Matrix: Water Sample Type: Groundwater Metal Analysis: 2-Lab Filtered and Acidified Delivery Work Order: Global ID: T0600101777 Location ID (FieldPoint): U-13 Matrix: W Sample QC Type (SACode): CS Cooler ID:
-------------------	---	--

1211472-03	COC Number: --- Project Number: 4186 Sampling Location: --- Sampling Point: U-14-W-120625 Sampled By: TRCI	Receive Date: 06/25/2012 21:30 Sampling Date: 06/25/2012 10:26 Sample Depth: --- Lab Matrix: Water Sample Type: Groundwater Delivery Work Order: Global ID: T0600101777 Location ID (FieldPoint): U-14 Matrix: W Sample QC Type (SACode): CS Cooler ID:
-------------------	---	--



Arcadis
1900 Powell Street 12th Floor
Emeryville, CA 94608

Reported: 07/10/2012 14:35
Project: 4186
Project Number: 351721
Project Manager: Kathy Brandt

Laboratory / Client Sample Cross Reference

Laboratory	Client Sample Information
------------	---------------------------

1211472-04	COC Number: ---	Receive Date: 06/25/2012 21:30
	Project Number: 4186	Sampling Date: 06/25/2012 11:24
	Sampling Location: ---	Sample Depth: ---
	Sampling Point: U-15-W-120625	Lab Matrix: Water
	Sampled By: TRCI	Sample Type: Groundwater
		Metal Analysis: 2-Lab Filtered and Acidified
		Delivery Work Order:
		Global ID: T0600101777
		Location ID (FieldPoint): U-15
		Matrix: W
		Sample QC Type (SACode): CS
		Cooler ID:



Arcadis
1900 Powell Street 12th Floor
Emeryville, CA 94608

Reported: 07/10/2012 14:35
Project: 4186
Project Number: 351721
Project Manager: Kathy Brandt

Volatile Organic Analysis (EPA Method 8260)

BCL Sample ID: 1211472-01	Client Sample Name: 4186, U-12-W-120625, 6/25/2012 8:43:00AM
----------------------------------	---

Constituent	Result	Units	PQL	Method	MB Bias	Lab Quals	Run #
Benzene	ND	ug/L	0.50	EPA-8260	ND		1
1,2-Dibromoethane	ND	ug/L	0.50	EPA-8260	ND		1
1,2-Dichloroethane	ND	ug/L	0.50	EPA-8260	ND		1
Ethylbenzene	ND	ug/L	0.50	EPA-8260	ND		1
Methyl t-butyl ether	ND	ug/L	0.50	EPA-8260	ND		1
Toluene	ND	ug/L	0.50	EPA-8260	ND		1
Total Xylenes	ND	ug/L	1.0	EPA-8260	ND		1
t-Amyl Methyl ether	ND	ug/L	0.50	EPA-8260	ND		1
t-Butyl alcohol	ND	ug/L	10	EPA-8260	ND		1
Diisopropyl ether	ND	ug/L	0.50	EPA-8260	ND		1
Ethanol	ND	ug/L	250	EPA-8260	ND		1
Ethyl t-butyl ether	ND	ug/L	0.50	EPA-8260	ND		1
Total Purgeable Petroleum Hydrocarbons (C6-C12)	ND	ug/L	50	Luft-GC/MS	ND		1
1,2-Dichloroethane-d4 (Surrogate)	112	%	75 - 125 (LCL - UCL)	EPA-8260			1
Toluene-d8 (Surrogate)	103	%	80 - 120 (LCL - UCL)	EPA-8260			1
4-Bromofluorobenzene (Surrogate)	98.4	%	80 - 120 (LCL - UCL)	EPA-8260			1

Run #	Method	Prep Date	Run Date/Time	Analyst	Instrument	Dilution	QC Batch ID
1	EPA-8260	06/28/12	06/29/12 06:23	JMC	MS-V12	1	BVF1925



Arcadis
1900 Powell Street 12th Floor
Emeryville, CA 94608

Reported: 07/10/2012 14:35
Project: 4186
Project Number: 351721
Project Manager: Kathy Brandt

Gas Testing in Water

BCL Sample ID: 1211472-01	Client Sample Name: 4186, U-12-W-120625, 6/25/2012 8:43:00AM
----------------------------------	---

Constituent	Result	Units	PQL	Method	MB Bias	Lab Quals	Run #
Methane	ND	mg/L	0.0010	RSK-175M	ND		1

Run #	Method	Prep Date	Run Date/Time	Analyst	Instrument	Dilution	QC Batch ID
1	RSK-175M	06/29/12	07/03/12 08:22	JMC	GC-V1	1	BVF1955



Arcadis
1900 Powell Street 12th Floor
Emeryville, CA 94608

Reported: 07/10/2012 14:35
Project: 4186
Project Number: 351721
Project Manager: Kathy Brandt

Water Analysis (General Chemistry)

BCL Sample ID: 1211472-01	Client Sample Name: 4186, U-12-W-120625, 6/25/2012 8:43:00AM
----------------------------------	---

Constituent	Result	Units	PQL	Method	MB Bias	Lab Quals	Run #
Nitrate as NO3	23	mg/L	0.44	EPA-300.0	ND		1
Sulfate	52	mg/L	1.0	EPA-300.0	ND		1
Iron (II) Species, Dissolved	ND	ug/L	100	SM-3500-FeD	ND		2

Run #	Method	Prep Date	Run Date/Time	Analyst	Instrument	Dilution	QC Batch ID
1	EPA-300.0	06/25/12	06/26/12 04:27	LD1	IC2	1	BVF1642
2	SM-3500-FeD	06/26/12	06/26/12 11:02	TDC	KONE-1	1	BVF1752



Arcadis
1900 Powell Street 12th Floor
Emeryville, CA 94608

Reported: 07/10/2012 14:35
Project: 4186
Project Number: 351721
Project Manager: Kathy Brandt

Volatile Organic Analysis (EPA Method 8260)

BCL Sample ID: 1211472-02	Client Sample Name: 4186, U-13-W-120625, 6/25/2012 9:26:00AM
----------------------------------	---

Constituent	Result	Units	PQL	Method	MB Bias	Lab Quals	Run #
Benzene	ND	ug/L	0.50	EPA-8260	ND		1
1,2-Dibromoethane	ND	ug/L	0.50	EPA-8260	ND		1
1,2-Dichloroethane	ND	ug/L	0.50	EPA-8260	ND		1
Ethylbenzene	ND	ug/L	0.50	EPA-8260	ND		1
Methyl t-butyl ether	ND	ug/L	0.50	EPA-8260	ND		1
Toluene	ND	ug/L	0.50	EPA-8260	ND		1
Total Xylenes	ND	ug/L	1.0	EPA-8260	ND		1
t-Amyl Methyl ether	ND	ug/L	0.50	EPA-8260	ND		1
t-Butyl alcohol	ND	ug/L	10	EPA-8260	ND		1
Diisopropyl ether	ND	ug/L	0.50	EPA-8260	ND		1
Ethanol	ND	ug/L	250	EPA-8260	ND		1
Ethyl t-butyl ether	ND	ug/L	0.50	EPA-8260	ND		1
Total Purgeable Petroleum Hydrocarbons (C6-C12)	ND	ug/L	50	Luft-GC/MS	ND		1
1,2-Dichloroethane-d4 (Surrogate)	110	%	75 - 125 (LCL - UCL)	EPA-8260			1
Toluene-d8 (Surrogate)	107	%	80 - 120 (LCL - UCL)	EPA-8260			1
4-Bromofluorobenzene (Surrogate)	95.1	%	80 - 120 (LCL - UCL)	EPA-8260			1

Run #	Method	Prep Date	Run Date/Time	Analyst	Instrument	Dilution	QC Batch ID
1	EPA-8260	06/28/12	06/29/12 06:06	JMC	MS-V12	1	BVF1925

The results in this report apply to the samples analyzed in accordance with the chain of custody document. This analytical report must be reproduced in its entirety. All results listed in this report are for the exclusive use of the submitting party. BC Laboratories, Inc. assumes no responsibility for report alteration, separation, detachment or third party interpretation.



Arcadis
1900 Powell Street 12th Floor
Emeryville, CA 94608

Reported: 07/10/2012 14:35
Project: 4186
Project Number: 351721
Project Manager: Kathy Brandt

Gas Testing in Water

BCL Sample ID: 1211472-02	Client Sample Name: 4186, U-13-W-120625, 6/25/2012 9:26:00AM
----------------------------------	---

Constituent	Result	Units	PQL	Method	MB Bias	Lab Quals	Run #
Methane	ND	mg/L	0.0010	RSK-175M	ND		1

Run #	Method	Prep Date	Run Date/Time	Analyst	Instrument	Dilution	QC Batch ID
1	RSK-175M	06/29/12	07/03/12 08:19	JMC	GC-V1	1	BVF1955



Arcadis
1900 Powell Street 12th Floor
Emeryville, CA 94608

Reported: 07/10/2012 14:35
Project: 4186
Project Number: 351721
Project Manager: Kathy Brandt

Water Analysis (General Chemistry)

BCL Sample ID: 1211472-02	Client Sample Name: 4186, U-13-W-120625, 6/25/2012 9:26:00AM
----------------------------------	---

Constituent	Result	Units	PQL	Method	MB Bias	Lab Quals	Run #
Dissolved Calcium	39	mg/L	0.10	EPA-6010B	ND		1
Dissolved Magnesium	71	mg/L	0.050	EPA-6010B	ND		1
Dissolved Sodium	56	mg/L	0.50	EPA-6010B	ND		1
Dissolved Potassium	13	mg/L	1.0	EPA-6010B	ND		1
Chloride	81	mg/L	0.50	EPA-300.0	ND		2
Fluoride	0.096	mg/L	0.050	EPA-300.0	ND		2
Nitrate as NO3	25	mg/L	0.44	EPA-300.0	ND		2
Sulfate	55	mg/L	1.0	EPA-300.0	ND		2
Total Dissolved Solids @ 180 C	600	mg/L	33	EPA-160.1	ND		3
Iron (II) Species, Dissolved	ND	ug/L	100	SM-3500-FeD	ND		4

Run #	Method	Prep Date	Run Date/Time	Analyst	Instrument	Dilution	QC Batch ID
1	EPA-6010B	06/26/12	06/27/12 16:16	ARD	PE-OP1	1	BVF1746
2	EPA-300.0	06/25/12	06/26/12 05:08	LD1	IC2	1	BVF1642
3	EPA-160.1	06/26/12	06/26/12 08:10	NW1	MANUAL	3.333	BVF1651
4	SM-3500-FeD	06/26/12	06/26/12 11:02	TDC	KONE-1	1	BVF1752

The results in this report apply to the samples analyzed in accordance with the chain of custody document. This analytical report must be reproduced in its entirety. All results listed in this report are for the exclusive use of the submitting party. BC Laboratories, Inc. assumes no responsibility for report alteration, separation, detachment or third party interpretation.



Arcadis
1900 Powell Street 12th Floor
Emeryville, CA 94608

Reported: 07/10/2012 14:35
Project: 4186
Project Number: 351721
Project Manager: Kathy Brandt

Water Analysis (Metals)

BCL Sample ID: 1211472-02	Client Sample Name: 4186, U-13-W-120625, 6/25/2012 9:26:00AM
----------------------------------	---

Constituent	Result	Units	PQL	Method	MB Bias	Lab Quals	Run #
Dissolved Antimony	ND	ug/L	100	EPA-6010B	ND		1
Dissolved Arsenic	ND	ug/L	50	EPA-6010B	ND		1
Hexavalent Chromium	5.7	ug/L	2.0	EPA-7196	ND		2
Dissolved Barium	240	ug/L	10	EPA-6010B	ND		1
Dissolved Beryllium	ND	ug/L	10	EPA-6010B	ND		1
Dissolved Cadmium	ND	ug/L	10	EPA-6010B	ND		1
Dissolved Chromium	ND	ug/L	10	EPA-6010B	ND		1
Dissolved Cobalt	ND	ug/L	50	EPA-6010B	ND		1
Dissolved Copper	ND	ug/L	10	EPA-6010B	ND		1
Dissolved Lead	ND	ug/L	50	EPA-6010B	ND		1
Dissolved Manganese	ND	ug/L	10	EPA-6010B	ND		1
Dissolved Mercury	ND	ug/L	0.20	EPA-7470A	ND		3
Dissolved Molybdenum	ND	ug/L	50	EPA-6010B	ND		1
Dissolved Nickel	ND	ug/L	10	EPA-6010B	ND		4
Dissolved Selenium	ND	ug/L	100	EPA-6010B	ND		1
Dissolved Silver	ND	ug/L	10	EPA-6010B	ND		1
Dissolved Thallium	ND	ug/L	100	EPA-6010B	ND		1
Dissolved Vanadium	ND	ug/L	10	EPA-6010B	ND		1
Dissolved Zinc	ND	ug/L	10	EPA-6010B	ND		4
Total Antimony	ND	ug/L	100	EPA-6010B	ND		5
Total Arsenic	ND	ug/L	50	EPA-6010B	ND		5
Total Barium	300	ug/L	10	EPA-6010B	ND		5
Total Beryllium	ND	ug/L	10	EPA-6010B	ND		5
Total Cadmium	ND	ug/L	10	EPA-6010B	ND		5
Total Chromium	ND	ug/L	10	EPA-6010B	ND		5
Total Cobalt	ND	ug/L	50	EPA-6010B	ND		5
Total Copper	ND	ug/L	10	EPA-6010B	ND		5
Total Lead	ND	ug/L	50	EPA-6010B	ND		5
Total Mercury	ND	ug/L	0.20	EPA-7470A	ND		6
Total Molybdenum	ND	ug/L	50	EPA-6010B	ND		5
Total Nickel	ND	ug/L	10	EPA-6010B	ND		5
Total Selenium	ND	ug/L	100	EPA-6010B	ND		5
Total Silver	ND	ug/L	10	EPA-6010B	ND		5

The results in this report apply to the samples analyzed in accordance with the chain of custody document. This analytical report must be reproduced in its entirety. All results listed in this report are for the exclusive use of the submitting party. BC Laboratories, Inc. assumes no responsibility for report alteration, separation, detachment or third party interpretation.



Arcadis
1900 Powell Street 12th Floor
Emeryville, CA 94608

Reported: 07/10/2012 14:35
Project: 4186
Project Number: 351721
Project Manager: Kathy Brandt

Water Analysis (Metals)

BCL Sample ID: 1211472-02	Client Sample Name: 4186, U-13-W-120625, 6/25/2012 9:26:00AM						
Constituent	Result	Units	PQL	Method	MB Bias	Lab Quals	Run #
Total Thallium	ND	ug/L	100	EPA-6010B	ND		5
Total Vanadium	ND	ug/L	10	EPA-6010B	ND		5
Total Zinc	ND	ug/L	50	EPA-6010B	ND		5

Run #	Method	Prep Date	Run		Analyst	Instrument	Dilution	QC
			Date/Time					Batch ID
1	EPA-6010B	06/26/12	06/27/12	16:16	ARD	PE-OP1	1	BVF1746
2	EPA-7196	06/25/12	06/25/12	23:08	AKB	KONE-1	1	BVF1679
3	EPA-7470A	07/06/12	07/09/12	09:42	MEV	CETAC1	1	BVG0344
4	EPA-6010B	06/26/12	06/28/12	09:26	ARD	PE-OP1	1	BVF1746
5	EPA-6010B	06/28/12	06/28/12	13:11	ARD	PE-OP1	1	BVF1868
6	EPA-7470A	07/05/12	07/06/12	10:04	MEV	CETAC1	1	BVG0212



Arcadis
1900 Powell Street 12th Floor
Emeryville, CA 94608

Reported: 07/10/2012 14:35
Project: 4186
Project Number: 351721
Project Manager: Kathy Brandt

Volatile Organic Analysis (EPA Method 8260)

BCL Sample ID: 1211472-03	Client Sample Name: 4186, U-14-W-120625, 6/25/2012 10:26:00AM
----------------------------------	--

Constituent	Result	Units	PQL	Method	MB Bias	Lab Quals	Run #
Benzene	ND	ug/L	0.50	EPA-8260	ND		1
1,2-Dibromoethane	ND	ug/L	0.50	EPA-8260	ND		1
1,2-Dichloroethane	ND	ug/L	0.50	EPA-8260	ND		1
Ethylbenzene	ND	ug/L	0.50	EPA-8260	ND		1
Methyl t-butyl ether	ND	ug/L	0.50	EPA-8260	ND		1
Toluene	ND	ug/L	0.50	EPA-8260	ND		1
Total Xylenes	ND	ug/L	1.0	EPA-8260	ND		1
t-Amyl Methyl ether	ND	ug/L	0.50	EPA-8260	ND		1
t-Butyl alcohol	10	ug/L	10	EPA-8260	ND		1
Diisopropyl ether	ND	ug/L	0.50	EPA-8260	ND		1
Ethanol	ND	ug/L	250	EPA-8260	ND		1
Ethyl t-butyl ether	ND	ug/L	0.50	EPA-8260	ND		1
Total Purgeable Petroleum Hydrocarbons (C6-C12)	ND	ug/L	50	Luft-GC/MS	ND		1
1,2-Dichloroethane-d4 (Surrogate)	111	%	75 - 125 (LCL - UCL)	EPA-8260			1
Toluene-d8 (Surrogate)	103	%	80 - 120 (LCL - UCL)	EPA-8260			1
4-Bromofluorobenzene (Surrogate)	94.8	%	80 - 120 (LCL - UCL)	EPA-8260			1

Run #	Method	Prep Date	Run Date/Time	Analyst	Instrument	Dilution	QC Batch ID
1	EPA-8260	06/28/12	06/29/12 05:48	JMC	MS-V12	1	BVF1925



Arcadis
1900 Powell Street 12th Floor
Emeryville, CA 94608

Reported: 07/10/2012 14:35
Project: 4186
Project Number: 351721
Project Manager: Kathy Brandt

Gas Testing in Water

BCL Sample ID: 1211472-03	Client Sample Name: 4186, U-14-W-120625, 6/25/2012 10:26:00AM
----------------------------------	--

Constituent	Result	Units	PQL	Method	MB Bias	Lab Quals	Run #
Methane	0.014	mg/L	0.0010	RSK-175M	ND		1

Run #	Method	Prep Date	Run Date/Time	Analyst	Instrument	Dilution	QC Batch ID
1	RSK-175M	06/29/12	07/03/12 08:15	JMC	GC-V1	1	BVF1955

The results in this report apply to the samples analyzed in accordance with the chain of custody document. This analytical report must be reproduced in its entirety.
All results listed in this report are for the exclusive use of the submitting party. BC Laboratories, Inc. assumes no responsibility for report alteration, separation, detachment or third party interpretation.



Arcadis
1900 Powell Street 12th Floor
Emeryville, CA 94608

Reported: 07/10/2012 14:35
Project: 4186
Project Number: 351721
Project Manager: Kathy Brandt

Water Analysis (General Chemistry)

BCL Sample ID: 1211472-03	Client Sample Name: 4186, U-14-W-120625, 6/25/2012 10:26:00AM
----------------------------------	--

Constituent	Result	Units	PQL	Method	MB Bias	Lab Quals	Run #
Nitrate as NO3	5.7	mg/L	0.44	EPA-300.0	ND		1
Sulfate	9.4	mg/L	1.0	EPA-300.0	ND		1
Iron (II) Species, Dissolved	ND	ug/L	100	SM-3500-FeD	ND		2

Run #	Method	Prep Date	Run		Analyst	Instrument	Dilution	QC
			Date/Time					Batch ID
1	EPA-300.0	06/25/12	06/26/12	05:21	LD1	IC2	1	BVF1642
2	SM-3500-FeD	06/26/12	06/26/12	11:02	TDC	KONE-1	1	BVF1752

The results in this report apply to the samples analyzed in accordance with the chain of custody document. This analytical report must be reproduced in its entirety.
All results listed in this report are for the exclusive use of the submitting party. BC Laboratories, Inc. assumes no responsibility for report alteration, separation, detachment or third party interpretation.



Arcadis
1900 Powell Street 12th Floor
Emeryville, CA 94608

Reported: 07/10/2012 14:35
Project: 4186
Project Number: 351721
Project Manager: Kathy Brandt

Volatile Organic Analysis (EPA Method 8260)

BCL Sample ID: 1211472-04	Client Sample Name: 4186, U-15-W-120625, 6/25/2012 11:24:00AM
----------------------------------	--

Constituent	Result	Units	PQL	Method	MB Bias	Lab Quals	Run #
Benzene	ND	ug/L	0.50	EPA-8260	ND		1
1,2-Dibromoethane	ND	ug/L	0.50	EPA-8260	ND		1
1,2-Dichloroethane	ND	ug/L	0.50	EPA-8260	ND		1
Ethylbenzene	ND	ug/L	0.50	EPA-8260	ND		1
Methyl t-butyl ether	ND	ug/L	0.50	EPA-8260	ND		1
Toluene	ND	ug/L	0.50	EPA-8260	ND		1
Total Xylenes	ND	ug/L	1.0	EPA-8260	ND		1
t-Amyl Methyl ether	ND	ug/L	0.50	EPA-8260	ND		1
t-Butyl alcohol	ND	ug/L	10	EPA-8260	ND		1
Diisopropyl ether	ND	ug/L	0.50	EPA-8260	ND		1
Ethanol	ND	ug/L	250	EPA-8260	ND		1
Ethyl t-butyl ether	ND	ug/L	0.50	EPA-8260	ND		1
Total Purgeable Petroleum Hydrocarbons (C6-C12)	ND	ug/L	50	Luft-GC/MS	ND		1
1,2-Dichloroethane-d4 (Surrogate)	113	%	75 - 125 (LCL - UCL)	EPA-8260			1
Toluene-d8 (Surrogate)	99.4	%	80 - 120 (LCL - UCL)	EPA-8260			1
4-Bromofluorobenzene (Surrogate)	94.6	%	80 - 120 (LCL - UCL)	EPA-8260			1

Run #	Method	Prep Date	Run Date/Time	Analyst	Instrument	Dilution	QC Batch ID
1	EPA-8260	06/28/12	06/29/12 05:31	JMC	MS-V12	1	BVF1925



Arcadis
1900 Powell Street 12th Floor
Emeryville, CA 94608

Reported: 07/10/2012 14:35
Project: 4186
Project Number: 351721
Project Manager: Kathy Brandt

Gas Testing in Water

BCL Sample ID: 1211472-04	Client Sample Name: 4186, U-15-W-120625, 6/25/2012 11:24:00AM
----------------------------------	--

Constituent	Result	Units	PQL	Method	MB Bias	Lab Quals	Run #
Methane	0.0054	mg/L	0.0010	RSK-175M	ND		1

Run #	Method	Prep Date	Run Date/Time	Analyst	Instrument	Dilution	QC Batch ID
1	RSK-175M	06/29/12	07/03/12 08:04	JMC	GC-V1	1	BVF1955



Arcadis
1900 Powell Street 12th Floor
Emeryville, CA 94608

Reported: 07/10/2012 14:35
Project: 4186
Project Number: 351721
Project Manager: Kathy Brandt

Water Analysis (General Chemistry)

BCL Sample ID: 1211472-04	Client Sample Name: 4186, U-15-W-120625, 6/25/2012 11:24:00AM
----------------------------------	--

Constituent	Result	Units	PQL	Method	MB Bias	Lab Quals	Run #
Dissolved Calcium	10	mg/L	0.10	EPA-6010B	ND		1
Dissolved Magnesium	65	mg/L	0.050	EPA-6010B	ND		1
Dissolved Sodium	79	mg/L	0.50	EPA-6010B	ND		1
Dissolved Potassium	47	mg/L	1.0	EPA-6010B	ND		1
Chloride	80	mg/L	0.50	EPA-300.0	ND		2
Fluoride	0.077	mg/L	0.050	EPA-300.0	ND		2
Nitrate as NO3	23	mg/L	0.44	EPA-300.0	ND		2
Sulfate	50	mg/L	1.0	EPA-300.0	ND		2
Total Dissolved Solids @ 180 C	620	mg/L	33	EPA-160.1	ND		3
Iron (II) Species, Dissolved	ND	ug/L	100	SM-3500-FeD	ND		4

Run #	Method	Prep Date	Run Date/Time	Analyst	Instrument	Dilution	QC Batch ID
1	EPA-6010B	06/26/12	06/27/12 16:09	ARD	PE-OP1	1	BVF1746
2	EPA-300.0	06/25/12	06/26/12 05:35	LD1	IC2	1	BVF1642
3	EPA-160.1	06/26/12	06/26/12 08:10	NW1	MANUAL	3.333	BVF1651
4	SM-3500-FeD	06/26/12	06/26/12 11:02	TDC	KONE-1	1	BVF1752

The results in this report apply to the samples analyzed in accordance with the chain of custody document. This analytical report must be reproduced in its entirety. All results listed in this report are for the exclusive use of the submitting party. BC Laboratories, Inc. assumes no responsibility for report alteration, separation, detachment or third party interpretation.



Arcadis
1900 Powell Street 12th Floor
Emeryville, CA 94608

Reported: 07/10/2012 14:35
Project: 4186
Project Number: 351721
Project Manager: Kathy Brandt

Water Analysis (Metals)

BCL Sample ID: 1211472-04		Client Sample Name: 4186, U-15-W-120625, 6/25/2012 11:24:00AM					
Constituent	Result	Units	PQL	Method	MB Bias	Lab Quals	Run #
Dissolved Antimony	ND	ug/L	100	EPA-6010B	ND		1
Dissolved Arsenic	ND	ug/L	50	EPA-6010B	ND		1
Hexavalent Chromium	22	ug/L	2.0	EPA-7196	ND		2
Dissolved Barium	67	ug/L	10	EPA-6010B	ND		1
Dissolved Beryllium	ND	ug/L	10	EPA-6010B	ND		1
Dissolved Cadmium	ND	ug/L	10	EPA-6010B	ND		1
Dissolved Chromium	25	ug/L	10	EPA-6010B	ND		1
Dissolved Cobalt	ND	ug/L	50	EPA-6010B	ND		1
Dissolved Copper	ND	ug/L	10	EPA-6010B	ND		1
Dissolved Lead	ND	ug/L	50	EPA-6010B	ND		1
Dissolved Manganese	ND	ug/L	10	EPA-6010B	ND		1
Dissolved Mercury	ND	ug/L	0.20	EPA-7470A	ND		3
Dissolved Molybdenum	ND	ug/L	50	EPA-6010B	ND		1
Dissolved Nickel	ND	ug/L	10	EPA-6010B	ND		4
Dissolved Selenium	ND	ug/L	100	EPA-6010B	ND		1
Dissolved Silver	ND	ug/L	10	EPA-6010B	ND		1
Dissolved Thallium	ND	ug/L	100	EPA-6010B	ND		1
Dissolved Vanadium	ND	ug/L	10	EPA-6010B	ND		1
Dissolved Zinc	ND	ug/L	10	EPA-6010B	ND		4
Total Antimony	ND	ug/L	100	EPA-6010B	ND		5
Total Arsenic	ND	ug/L	50	EPA-6010B	ND		5
Total Barium	100	ug/L	10	EPA-6010B	ND		5
Total Beryllium	ND	ug/L	10	EPA-6010B	ND		5
Total Cadmium	ND	ug/L	10	EPA-6010B	ND		5
Total Chromium	23	ug/L	10	EPA-6010B	ND		5
Total Cobalt	ND	ug/L	50	EPA-6010B	ND		5
Total Copper	ND	ug/L	10	EPA-6010B	ND		5
Total Lead	ND	ug/L	50	EPA-6010B	ND		5
Total Mercury	ND	ug/L	0.20	EPA-7470A	ND		6
Total Molybdenum	ND	ug/L	50	EPA-6010B	ND		5
Total Nickel	10	ug/L	10	EPA-6010B	ND		5
Total Selenium	ND	ug/L	100	EPA-6010B	ND		5
Total Silver	ND	ug/L	10	EPA-6010B	ND		5

The results in this report apply to the samples analyzed in accordance with the chain of custody document. This analytical report must be reproduced in its entirety. All results listed in this report are for the exclusive use of the submitting party. BC Laboratories, Inc. assumes no responsibility for report alteration, separation, detachment or third party interpretation.



Arcadis
1900 Powell Street 12th Floor
Emeryville, CA 94608

Reported: 07/10/2012 14:35
Project: 4186
Project Number: 351721
Project Manager: Kathy Brandt

Water Analysis (Metals)

BCL Sample ID: 1211472-04	Client Sample Name: 4186, U-15-W-120625, 6/25/2012 11:24:00AM						
Constituent	Result	Units	PQL	Method	MB Bias	Lab Quals	Run #
Total Thallium	ND	ug/L	100	EPA-6010B	ND		5
Total Vanadium	ND	ug/L	10	EPA-6010B	ND		5
Total Zinc	ND	ug/L	50	EPA-6010B	ND		5

Run #	Method	Prep Date	Run Date/Time	Analyst	Instrument	Dilution	QC Batch ID
1	EPA-6010B	06/26/12	06/27/12 16:09	ARD	PE-OP1	1	BVF1746
2	EPA-7196	06/25/12	06/25/12 23:08	AKB	KONE-1	1	BVF1679
3	EPA-7470A	07/06/12	07/09/12 09:45	MEV	CETAC1	1	BVG0344
4	EPA-6010B	06/26/12	06/28/12 09:33	ARD	PE-OP1	1	BVF1746
5	EPA-6010B	06/28/12	06/28/12 13:12	ARD	PE-OP1	1	BVF1868
6	EPA-7470A	07/05/12	07/06/12 10:06	MEV	CETAC1	1	BVG0212



Arcadis
1900 Powell Street 12th Floor
Emeryville, CA 94608

Reported: 07/10/2012 14:35
Project: 4186
Project Number: 351721
Project Manager: Kathy Brandt

Volatile Organic Analysis (EPA Method 8260)

Quality Control Report - Method Blank Analysis

Constituent	QC Sample ID	MB Result	Units	PQL	MDL	Lab Quals
QC Batch ID: BVF1925						
Benzene	BVF1925-BLK1	ND	ug/L	0.50		
1,2-Dibromoethane	BVF1925-BLK1	ND	ug/L	0.50		
1,2-Dichloroethane	BVF1925-BLK1	ND	ug/L	0.50		
Ethylbenzene	BVF1925-BLK1	ND	ug/L	0.50		
Methyl t-butyl ether	BVF1925-BLK1	ND	ug/L	0.50		
Toluene	BVF1925-BLK1	ND	ug/L	0.50		
Total Xylenes	BVF1925-BLK1	ND	ug/L	1.0		
t-Amyl Methyl ether	BVF1925-BLK1	ND	ug/L	0.50		
t-Butyl alcohol	BVF1925-BLK1	ND	ug/L	10		
Diisopropyl ether	BVF1925-BLK1	ND	ug/L	0.50		
Ethanol	BVF1925-BLK1	ND	ug/L	250		
Ethyl t-butyl ether	BVF1925-BLK1	ND	ug/L	0.50		
Total Purgeable Petroleum Hydrocarbons (C6-)	BVF1925-BLK1	ND	ug/L	50		
1,2-Dichloroethane-d4 (Surrogate)	BVF1925-BLK1	103	%	75 - 125 (LCL - UCL)		
Toluene-d8 (Surrogate)	BVF1925-BLK1	102	%	80 - 120 (LCL - UCL)		
4-Bromofluorobenzene (Surrogate)	BVF1925-BLK1	92.9	%	80 - 120 (LCL - UCL)		

The results in this report apply to the samples analyzed in accordance with the chain of custody document. This analytical report must be reproduced in its entirety.

All results listed in this report are for the exclusive use of the submitting party. BC Laboratories, Inc. assumes no responsibility for report alteration, separation, detachment or third party interpretation.



Arcadis
1900 Powell Street 12th Floor
Emeryville, CA 94608

Reported: 07/10/2012 14:35
Project: 4186
Project Number: 351721
Project Manager: Kathy Brandt

Volatile Organic Analysis (EPA Method 8260)

Quality Control Report - Laboratory Control Sample

Constituent	QC Sample ID	Type	Result	Spike Level	Units	Percent Recovery	RPD	Control Limits		Lab	Quals
								Percent Recovery	RPD		
QC Batch ID: BVF1925											
Benzene	BVF1925-BS1	LCS	27.280	25.000	ug/L	109		70 - 130			
Toluene	BVF1925-BS1	LCS	23.220	25.000	ug/L	92.9		70 - 130			
1,2-Dichloroethane-d4 (Surrogate)	BVF1925-BS1	LCS	10.330	10.000	ug/L	103		75 - 125			
Toluene-d8 (Surrogate)	BVF1925-BS1	LCS	9.7900	10.000	ug/L	97.9		80 - 120			
4-Bromofluorobenzene (Surrogate)	BVF1925-BS1	LCS	10.440	10.000	ug/L	104		80 - 120			



Arcadis
1900 Powell Street 12th Floor
Emeryville, CA 94608

Reported: 07/10/2012 14:35
Project: 4186
Project Number: 351721
Project Manager: Kathy Brandt

Volatile Organic Analysis (EPA Method 8260)

Quality Control Report - Precision & Accuracy

Constituent	Type	Source Sample ID	Source Result	Result	Spike Added	Units	RPD	Percent		Lab Quals
								Recovery	Control Limits RPD	
QC Batch ID: BVF1925		Used client sample: N								
Benzene	MS	1210608-37	ND	29.970	25.000	ug/L		120		70 - 130
	MSD	1210608-37	ND	29.070	25.000	ug/L	3.0	116	20	70 - 130
Toluene	MS	1210608-37	ND	25.600	25.000	ug/L		102		70 - 130
	MSD	1210608-37	ND	25.810	25.000	ug/L	0.8	103	20	70 - 130
1,2-Dichloroethane-d4 (Surrogate)	MS	1210608-37	ND	10.600	10.000	ug/L		106		75 - 125
	MSD	1210608-37	ND	10.340	10.000	ug/L	2.5	103		75 - 125
Toluene-d8 (Surrogate)	MS	1210608-37	ND	9.9000	10.000	ug/L		99.0		80 - 120
	MSD	1210608-37	ND	9.9900	10.000	ug/L	0.9	99.9		80 - 120
4-Bromofluorobenzene (Surrogate)	MS	1210608-37	ND	10.330	10.000	ug/L		103		80 - 120
	MSD	1210608-37	ND	10.540	10.000	ug/L	2.0	105		80 - 120



Arcadis
1900 Powell Street 12th Floor
Emeryville, CA 94608

Reported: 07/10/2012 14:35
Project: 4186
Project Number: 351721
Project Manager: Kathy Brandt

Gas Testing in Water

Quality Control Report - Method Blank Analysis

Constituent	QC Sample ID	MB Result	Units	PQL	MDL	Lab Quals
QC Batch ID: BVF1955						
Methane	BVF1955-BLK1	ND	mg/L	0.0010		



Arcadis
1900 Powell Street 12th Floor
Emeryville, CA 94608

Reported: 07/10/2012 14:35
Project: 4186
Project Number: 351721
Project Manager: Kathy Brandt

Gas Testing in Water

Quality Control Report - Laboratory Control Sample

Constituent	QC Sample ID	Type	Result	Spike Level	Units	Percent Recovery	RPD	Control Limits		Lab	Quals
								Percent Recovery	RPD		
QC Batch ID: BVF1955											
Methane	BVF1955-BS1	LCS	0.010223	0.010843	mg/L	94.3		80 - 120			
	BVF1955-BSD1	LCSD	0.010255	0.010843	mg/L	94.6	0.3	80 - 120	20		



Arcadis
1900 Powell Street 12th Floor
Emeryville, CA 94608

Reported: 07/10/2012 14:35
Project: 4186
Project Number: 351721
Project Manager: Kathy Brandt

Water Analysis (General Chemistry)

Quality Control Report - Method Blank Analysis

Constituent	QC Sample ID	MB Result	Units	PQL	MDL	Lab Quals
QC Batch ID: BVF1642						
Chloride	BVF1642-BLK1	ND	mg/L	0.50		
Fluoride	BVF1642-BLK1	ND	mg/L	0.050		
Nitrate as NO3	BVF1642-BLK1	ND	mg/L	0.44		
Sulfate	BVF1642-BLK1	ND	mg/L	1.0		
QC Batch ID: BVF1651						
Total Dissolved Solids @ 180 C	BVF1651-BLK1	ND	mg/L	6.7		
QC Batch ID: BVF1746						
Dissolved Calcium	BVF1746-BLK1	ND	mg/L	0.10		
Dissolved Magnesium	BVF1746-BLK1	ND	mg/L	0.050		
Dissolved Sodium	BVF1746-BLK1	ND	mg/L	0.50		
Dissolved Potassium	BVF1746-BLK1	ND	mg/L	1.0		
QC Batch ID: BVF1752						
Iron (II) Species, Dissolved	BVF1752-BLK1	ND	ug/L	100		



Arcadis
1900 Powell Street 12th Floor
Emeryville, CA 94608

Reported: 07/10/2012 14:35
Project: 4186
Project Number: 351721
Project Manager: Kathy Brandt

Water Analysis (General Chemistry)

Quality Control Report - Laboratory Control Sample

Constituent	QC Sample ID	Type	Result	Spike Level	Units	Percent Recovery	RPD	Control Limits		Lab Quals
								Percent Recovery	RPD	
QC Batch ID: BVF1642										
Chloride	BVF1642-BS1	LCS	51.262	50.000	mg/L	103		90 - 110		
Fluoride	BVF1642-BS1	LCS	0.95900	1.0000	mg/L	95.9		90 - 110		
Nitrate as NO3	BVF1642-BS1	LCS	22.749	22.134	mg/L	103		90 - 110		
Sulfate	BVF1642-BS1	LCS	103.37	100.00	mg/L	103		90 - 110		
QC Batch ID: BVF1651										
Total Dissolved Solids @ 180 C	BVF1651-BS1	LCS	595.00	586.00	mg/L	102		90 - 110		
QC Batch ID: BVF1746										
Dissolved Calcium	BVF1746-BS1	LCS	10.757	10.000	mg/L	108		85 - 115		
Dissolved Magnesium	BVF1746-BS1	LCS	11.130	10.000	mg/L	111		85 - 115		
Dissolved Sodium	BVF1746-BS1	LCS	9.7839	10.000	mg/L	97.8		85 - 115		
Dissolved Potassium	BVF1746-BS1	LCS	9.5659	10.000	mg/L	95.7		85 - 115		
QC Batch ID: BVF1752										
Iron (II) Species, Dissolved	BVF1752-BS1	LCS	2674.6	2500.0	ug/L	107		90 - 110		

The results in this report apply to the samples analyzed in accordance with the chain of custody document. This analytical report must be reproduced in its entirety. All results listed in this report are for the exclusive use of the submitting party. BC Laboratories, Inc. assumes no responsibility for report alteration, separation, detachment or third party interpretation.



Arcadis
1900 Powell Street 12th Floor
Emeryville, CA 94608

Reported: 07/10/2012 14:35
Project: 4186
Project Number: 351721
Project Manager: Kathy Brandt

Water Analysis (General Chemistry)

Quality Control Report - Precision & Accuracy

Table with columns: Constituent, Type, Source Sample ID, Source Result, Result, Spike Added, Units, RPD, Percent Recovery, Control Limits (RPD, Percent Recovery), Lab Quals. Includes QC Batch IDs: BVF1642, BVF1651, BVF1746, and BVF1752.



Arcadis
1900 Powell Street 12th Floor
Emeryville, CA 94608

Reported: 07/10/2012 14:35
Project: 4186
Project Number: 351721
Project Manager: Kathy Brandt

Water Analysis (Metals)

Quality Control Report - Method Blank Analysis

Constituent	QC Sample ID	MB Result	Units	PQL	MDL	Lab Quals
-------------	--------------	-----------	-------	-----	-----	-----------

QC Batch ID: BVF1679

Hexavalent Chromium	BVF1679-BLK1	ND	ug/L	2.0		
---------------------	--------------	----	------	-----	--	--

QC Batch ID: BVF1746

Dissolved Antimony	BVF1746-BLK1	ND	ug/L	100		
Dissolved Arsenic	BVF1746-BLK1	ND	ug/L	50		
Dissolved Barium	BVF1746-BLK1	ND	ug/L	10		
Dissolved Beryllium	BVF1746-BLK1	ND	ug/L	10		
Dissolved Cadmium	BVF1746-BLK1	ND	ug/L	10		
Dissolved Chromium	BVF1746-BLK1	ND	ug/L	10		
Dissolved Cobalt	BVF1746-BLK1	ND	ug/L	50		
Dissolved Copper	BVF1746-BLK1	ND	ug/L	10		
Dissolved Lead	BVF1746-BLK1	ND	ug/L	50		
Dissolved Manganese	BVF1746-BLK1	ND	ug/L	10		
Dissolved Molybdenum	BVF1746-BLK1	ND	ug/L	50		
Dissolved Nickel	BVF1746-BLK2	ND	ug/L	10		
Dissolved Selenium	BVF1746-BLK1	ND	ug/L	100		
Dissolved Silver	BVF1746-BLK1	ND	ug/L	10		
Dissolved Thallium	BVF1746-BLK1	ND	ug/L	100		
Dissolved Vanadium	BVF1746-BLK1	ND	ug/L	10		
Dissolved Zinc	BVF1746-BLK2	ND	ug/L	10		

QC Batch ID: BVF1868

Total Antimony	BVF1868-BLK1	ND	ug/L	100		
Total Arsenic	BVF1868-BLK1	ND	ug/L	50		
Total Barium	BVF1868-BLK1	ND	ug/L	10		
Total Beryllium	BVF1868-BLK1	ND	ug/L	10		
Total Cadmium	BVF1868-BLK1	ND	ug/L	10		
Total Chromium	BVF1868-BLK1	ND	ug/L	10		
Total Cobalt	BVF1868-BLK1	ND	ug/L	50		
Total Copper	BVF1868-BLK1	ND	ug/L	10		
Total Lead	BVF1868-BLK1	ND	ug/L	50		
Total Molybdenum	BVF1868-BLK1	ND	ug/L	50		
Total Nickel	BVF1868-BLK1	ND	ug/L	10		
Total Selenium	BVF1868-BLK1	ND	ug/L	100		
Total Silver	BVF1868-BLK1	ND	ug/L	10		

The results in this report apply to the samples analyzed in accordance with the chain of custody document. This analytical report must be reproduced in its entirety. All results listed in this report are for the exclusive use of the submitting party. BC Laboratories, Inc. assumes no responsibility for report alteration, separation, detachment or third party interpretation.



Arcadis
1900 Powell Street 12th Floor
Emeryville, CA 94608

Reported: 07/10/2012 14:35
Project: 4186
Project Number: 351721
Project Manager: Kathy Brandt

Water Analysis (Metals)

Quality Control Report - Method Blank Analysis

Constituent	QC Sample ID	MB Result	Units	PQL	MDL	Lab Quals
QC Batch ID: BVF1868						
Total Thallium	BVF1868-BLK1	ND	ug/L	100		
Total Vanadium	BVF1868-BLK1	ND	ug/L	10		
Total Zinc	BVF1868-BLK1	ND	ug/L	50		
QC Batch ID: BVG0212						
Total Mercury	BVG0212-BLK1	ND	ug/L	0.20		
QC Batch ID: BVG0344						
Dissolved Mercury	BVG0344-BLK1	ND	ug/L	0.20		



Arcadis
1900 Powell Street 12th Floor
Emeryville, CA 94608

Reported: 07/10/2012 14:35
Project: 4186
Project Number: 351721
Project Manager: Kathy Brandt

Water Analysis (Metals)

Quality Control Report - Laboratory Control Sample

Table with columns: Constituent, QC Sample ID, Type, Result, Spike Level, Units, Percent Recovery, RPD, Control Limits (Percent Recovery, RPD), Lab (Quals). Includes three QC batches: BVF1679, BVF1746, and BVF1868.

The results in this report apply to the samples analyzed in accordance with the chain of custody document. This analytical report must be reproduced in its entirety. All results listed in this report are for the exclusive use of the submitting party. BC Laboratories, Inc. assumes no responsibility for report alteration, separation, detachment or third party interpretation.



Arcadis
1900 Powell Street 12th Floor
Emeryville, CA 94608

Reported: 07/10/2012 14:35
Project: 4186
Project Number: 351721
Project Manager: Kathy Brandt

Water Analysis (Metals)

Quality Control Report - Laboratory Control Sample

Constituent	QC Sample ID	Type	Result	Spike Level	Units	Percent Recovery	RPD	Control Limits		Lab	Quals
								Percent Recovery	RPD		
QC Batch ID: BVF1868											
Total Thallium	BVF1868-BS1	LCS	436.60	400.00	ug/L	109		85	115		
Total Vanadium	BVF1868-BS1	LCS	191.88	200.00	ug/L	95.9		85	115		
Total Zinc	BVF1868-BS1	LCS	518.43	500.00	ug/L	104		85	115		
QC Batch ID: BVG0212											
Total Mercury	BVG0212-BS1	LCS	1.0000	1.0000	ug/L	100		85	115		
QC Batch ID: BVG0344											
Dissolved Mercury	BVG0344-BS1	LCS	1.0150	1.0000	ug/L	102		85	115		

The results in this report apply to the samples analyzed in accordance with the chain of custody document. This analytical report must be reproduced in its entirety.
All results listed in this report are for the exclusive use of the submitting party. BC Laboratories, Inc. assumes no responsibility for report alteration, separation, detachment or third party interpretation.



Arcadis
1900 Powell Street 12th Floor
Emeryville, CA 94608

Reported: 07/10/2012 14:35
Project: 4186
Project Number: 351721
Project Manager: Kathy Brandt

Water Analysis (Metals)

Quality Control Report - Precision & Accuracy

Table with columns: Constituent, Source Type, Source Sample ID, Source Result, Result, Spike Added, Units, RPD, Percent Recovery, Control Limits RPD, Percent Recovery, Lab Quals. Includes QC Batch IDs BVF1679 and BVF1746.

The results in this report apply to the samples analyzed in accordance with the chain of custody document. This analytical report must be reproduced in its entirety. All results listed in this report are for the exclusive use of the submitting party. BC Laboratories, Inc. assumes no responsibility for report alteration, separation, detachment or third party interpretation.



Arcadis
1900 Powell Street 12th Floor
Emeryville, CA 94608

Reported: 07/10/2012 14:35
Project: 4186
Project Number: 351721
Project Manager: Kathy Brandt

Water Analysis (Metals)

Quality Control Report - Precision & Accuracy

Table with columns: Constituent, Source Type, Source Sample ID, Source Result, Result, Spike Added, Units, RPD, Percent Recovery, Control Limits RPD, Percent Recovery, Lab Qualls. Includes QC Batch ID: BVF1746 and BVF1868.

The results in this report apply to the samples analyzed in accordance with the chain of custody document. This analytical report must be reproduced in its entirety. All results listed in this report are for the exclusive use of the submitting party. BC Laboratories, Inc. assumes no responsibility for report alteration, separation, detachment or third party interpretation.



Arcadis
1900 Powell Street 12th Floor
Emeryville, CA 94608

Reported: 07/10/2012 14:35
Project: 4186
Project Number: 351721
Project Manager: Kathy Brandt

Water Analysis (Metals)

Quality Control Report - Precision & Accuracy

Table with columns: Constituent, Source Type, Source Sample ID, Source Result, Result, Spike Added, Units, RPD, Percent Recovery, Control Limits RPD, Percent Recovery, Lab Quails. Includes sections for QC Batch ID: BVF1868, BVG0212, and BVG0344.

The results in this report apply to the samples analyzed in accordance with the chain of custody document. This analytical report must be reproduced in its entirety. All results listed in this report are for the exclusive use of the submitting party. BC Laboratories, Inc. assumes no responsibility for report alteration, separation, detachment or third party interpretation.



Arcadis
1900 Powell Street 12th Floor
Emeryville, CA 94608

Reported: 07/10/2012 14:35
Project: 4186
Project Number: 351721
Project Manager: Kathy Brandt

Notes And Definitions

- MDL Method Detection Limit
- ND Analyte Not Detected at or above the reporting limit
- PQL Practical Quantitation Limit
- RPD Relative Percent Difference
- A02 The difference between duplicate readings is less than the PQL.
- A03 The sample concentration is more than 4 times the spike level.
- Q02 Matrix spike precision is not within the control limits.
- Q03 Matrix spike recovery(s) is(are) not within the control limits.

STATE WATER RESOURCES CONTROL BOARD
GEOTRACKER ESI

UPLOADING A GEO_REPORT FILE

SUCCESS

Your GEO_REPORT file has been successfully submitted!

<u>Submittal Type:</u>	GEO_REPORT
<u>Report Title:</u>	351721 - 2012SA1 Groundwater Monitoring Report
<u>Report Type:</u>	Monitoring Report - Semi-Annually
<u>Report Date:</u>	8/10/2012
<u>Facility Global ID:</u>	T0600101777
<u>Facility Name:</u>	UNOCAL #4186
<u>File Name:</u>	351721_GMR_2012SA1_FINAL_08102012.pdf
<u>Organization Name:</u>	ARCADIS
<u>Username:</u>	ARCADIS76
<u>IP Address:</u>	216.207.98.101
<u>Submittal Date/Time:</u>	8/10/2012 10:24:50 AM
<u>Confirmation Number:</u>	2283497631

Copyright © 2012 State of California

STATE WATER RESOURCES CONTROL BOARD
GEOTRACKER ESI

UPLOADING A GEO_WELL FILE

SUCCESS

Processing is complete. No errors were found!
Your file has been successfully submitted!

<u>Submittal Type:</u>	GEO_WELL
<u>Report Title:</u>	351721 - GEO_WELL - 2012SA1
<u>Facility Global ID:</u>	T0600101777
<u>Facility Name:</u>	UNOCAL #4186
<u>File Name:</u>	GEO_WELL.zip
<u>Organization Name:</u>	ARCADIS
<u>Username:</u>	ARCADIS76
<u>IP Address:</u>	216.207.98.101
<u>Submittal Date/Time:</u>	8/9/2012 3:38:40 PM
<u>Confirmation Number:</u>	4024198174

Copyright © 2012 State of California

STATE WATER RESOURCES CONTROL BOARD
GEOTRACKER ESI

UPLOADING A EDF FILE

SUCCESS

Processing is complete. No errors were found!
Your file has been successfully submitted!

<u>Submittal Type:</u>	EDF
<u>Report Title:</u>	351721 - Lab Data - 2Q2012 - 1 of 2
<u>Report Type:</u>	Monitoring Report - Semi-Annually
<u>Facility Global ID:</u>	T0600101777
<u>Facility Name:</u>	UNOCAL #4186
<u>File Name:</u>	EDD_BCLabs_1211472_EDF2.zip
<u>Organization Name:</u>	ARCADIS
<u>Username:</u>	ARCADIS76
<u>IP Address:</u>	216.207.98.101
<u>Submittal Date/Time:</u>	8/9/2012 3:40:50 PM
<u>Confirmation Number:</u>	8162870287

[VIEW QC REPORT](#)

[VIEW DETECTIONS REPORT](#)

Copyright © 2012 State of California

STATE WATER RESOURCES CONTROL BOARD
GEOTRACKER ESI

UPLOADING A EDF FILE

SUCCESS

Processing is complete. No errors were found!
Your file has been successfully submitted!

<u>Submittal Type:</u>	EDF
<u>Report Title:</u>	351721 - Lab Data - 2Q2012 - 2 of 2
<u>Report Type:</u>	Monitoring Report - Semi-Annually
<u>Facility Global ID:</u>	T0600101777
<u>Facility Name:</u>	UNOCAL #4186
<u>File Name:</u>	EDD_BCLabs_1211580_EDF2.zip
<u>Organization Name:</u>	ARCADIS
<u>Username:</u>	ARCADIS76
<u>IP Address:</u>	216.207.98.101
<u>Submittal Date/Time:</u>	8/9/2012 3:41:36 PM
<u>Confirmation Number:</u>	9525497376

[VIEW QC REPORT](#)

[VIEW DETECTIONS REPORT](#)

Copyright © 2012 State of California