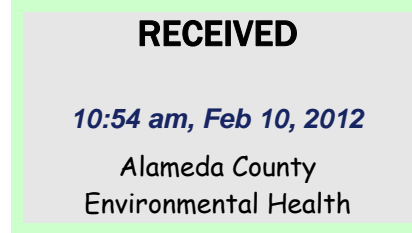




Roya C. Kambin
Project Manager
Marketing Business Unit

**Chevron Environmental
Management Company**
6101 Bollinger Canyon Road
San Ramon, CA 94583
Tel (925) 790-6270
RKLG@chevron.com

Alameda County Health Care Services Agency
Environmental Health Department
Environmental Protection
1131 Harbor Bay Parkway, Suite 250
Alameda, CA 94502-6577



Re: Unocal #4186
Union Oil Site 351721
1771 First Street
Livermore, California

I have reviewed the attached report dated February 2, 2012.

I agree with the conclusions and recommendations presented in the referenced report. The information in this report is accurate to the best of my knowledge and all local Agency/Regional Board guidelines have been followed. This report was prepared by Conestoga-Rovers & Associates, upon whose assistance and advice I have relied.

This letter is submitted pursuant to the requirements of California Water Code Section 13267(b)(1) and the regulating implementation entitled Appendix A pertaining thereto.

I declare under penalty of perjury that the foregoing is true and correct to the best of my knowledge.

Sincerely,

A handwritten signature in black ink, appearing to read "Roya Kambin".

Roya Kambin
Union Oil of California – Project Manager

Attachment: Report



**CONESTOGA-ROVERS
& ASSOCIATES**

10969 Trade Center Drive, Suite 107
Rancho Cordova, California 95670
Telephone: (916) 889-8900 Fax: (916) 889-8999
www.CRAworld.com

February 2, 2012

Reference No. 060719

Mr. Jerry Wickham
Alameda County Environmental Health
1131 Harbor Bay Parkway
Alameda, California 94504

Re: Second Semi-Annual 2011
Groundwater Monitoring and Sampling Report
UNOCAL # 4186 (Union Oil Site 351721)
1771 First Street
Livermore, California
Fuel Leak Case No. RO00000436

Dear Mr. Jerry Wickham:

On behalf of Chevron Environmental Management Company, for itself and as Attorney-in-Fact for Union Oil Company of California (hereinafter "EMC"), Conestoga-Rovers & Associates is submitting this *Second Semi-Annual 2011 Groundwater Monitoring and Sampling Report* for the site referenced above (Figures 1 through 4).

Groundwater monitoring and sampling was performed by TRC Solutions, Inc. (TRC) of Irvine, California. TRC's December 21, 2011 *Transmittal of Groundwater Monitoring Data* is presented as Attachment A. Current groundwater monitoring and sampling data are presented in Table 1. Laboratory analyses were performed by BC Laboratories of Bakersfield, California. BC Laboratories' December 22 and 23, 2011 laboratory reports are included as Attachment B. Historical groundwater monitoring and sampling data is included as Attachment C.

Equal
Employment Opportunity
Employer



February 2, 2012

Reference No. 060719

- 2 -

RESULTS OF SECOND SEMI-ANNUAL 2011 EVENT

On December 7 and 8, 2011, TRC monitored and sampled the site wells per the established schedule.

Results of the current monitoring event indicate the following:

- Groundwater Flow Direction Northwest; shallow and intermediate zones
West-northwest; deep zone
- Hydraulic Gradients Shallow zone: 0.03
Intermediate zone: 0.02
Deep zone: 0.01
- Approximate Depth to Groundwater Shallow zone: 32 to 33 feet below grade (fbg)
Intermediate zone: 34 to 36 fbg
Deep zone: 35 to 36 fbg

A partial summary of results from the current sampling event are presented below in Table A:

TABLE A: GROUNDWATER ANALYTICAL DATA										
Well ID	Water Bearing Zone	TPHg (µg/L)	B (µg/L)	T (µg/L)	E (µg/L)	X (µg/L)	MTBE (µg/L)	Cr Total (µg/L)	Cr VI (µg/L)	Ni (µg/L)
ESLs	--	100	1	40	30	20	5	50	11	8.2
U-1	Shallow	Dry Well								
U-2	Shallow	Dry Well								
U-3	Shallow	Insufficient Water								
U-4	Inter.	<50	<0.50	<0.50	<0.50	<1.0	6.0	330	<2.0	1,100
U-5	Inter.	<50	<0.50	<0.50	<0.50	<1.0	40	Not Analyzed		
U-6	Inter.	2,000	6.3	0.63	15	1.3	<0.50	Not Analyzed		
U-7	Inter.	1,500	4.2	1.3	11	1.8	33	Not Analyzed		
U-8	Inter.	2,100	12	0.89	8.8	6.2	<0.50	54	<2.0	330
U-9	Inter.	2,900	7.4	1.9	40	6.2	3.0	37	<2.0	250
U-10	Inter.	4,900	220	4.8	230	89	93	39	<2.0	310
U-11	Inter.	1,000	0.52	<0.50	0.90	<1.0	1,000	78	<2.0	400
U-12	Deep	<50	<0.50	<0.50	<0.50	<1.0	<0.50	Not Analyzed		



TABLE A: GROUNDWATER ANALYTICAL DATA

Well ID	Water Bearing Zone	TPHg ($\mu\text{g/L}$)	B ($\mu\text{g/L}$)	T ($\mu\text{g/L}$)	E ($\mu\text{g/L}$)	X ($\mu\text{g/L}$)	MTBE ($\mu\text{g/L}$)	Cr Total ($\mu\text{g/L}$)	Cr VI ($\mu\text{g/L}$)	Ni ($\mu\text{g/L}$)
U-13	Deep	<50	<0.50	<0.50	<0.50	<1.0	<0.50	16	14	<10
U-14	Deep	<50	<0.50	<0.50	<0.50	<1.0	<0.50	Not Analyzed		
U-15	Deep	<50	<0.50	<0.50	<0.50	<1.0	<0.50	27	26	11
TPHg	Total petroleum hydrocarbons as gasoline									
BTEX	Benzene, toluene, ethylbenzene, total xylenes									
MTBE	Methyl tertiary butyl ether									
Cr	Chromium									
Cr VI	Hexavalent Chromium									
Ni	Nickel									
$\mu\text{g/L}$	Micrograms per Liter									
Inter.	Intermediate									
ESLs	Environmental Screening Levels from <i>Screening for Environmental Concerns at Sites with Contaminated Soil and Groundwater</i> ; California Regional Water Quality Control Board - San Francisco Bay Region; Interim Final November, 2007; Revised May, 2008.									

Metals Analysis

Groundwater samples from 7 of the 15 wells were analyzed for total California Administrative Manual (CAM)-17 metals, dissolved CAM-17 metals, and dissolved hexavalent chromium (Chromium VI) to assess any byproducts of ozone and magnesium sulfate remedial injections. Eleven of the dissolved metal concentrations within the seven wells exceeded drinking water environmental screening levels (ESLs).¹ These concentrations are generally within historical ranges. Metals concentrations are summarized in Table A above and in Table 1 attached.

CONCLUSIONS AND RECOMMENDATIONS

The results of ongoing groundwater monitoring and sampling at the site indicate the following:

- Constituents of concern (COCs) are TPHg, benzene, MTBE, and TBA
- Dissolved hydrocarbon concentrations are primarily detected in the intermediate water-bearing zone. Concentrations in the intermediate zone are stable and defined by downgradient by wells U-4 and U-5

¹ Table A of San Francisco Regional Water Quality Control Board's *Screening for Environmental Concerns at Sites with Contaminated Soil and Groundwater*, Interim Final November 2007 (Revised May 2008).



February 2, 2012

Reference No. 060719

- 4 -

- Due to insufficient water none of the wells monitoring the shallow water-bearing zone were sampled.
- No dissolved hydrocarbons are detected in the deep water-bearing zone indicating vertical delineation in groundwater
- Dissolved tertiary butyl ether (TBA) was detected in intermediate well U-11 at a concentration of 11,000 µg/L and the downgradient extent is defined by the existing well network
- Eleven dissolved metal concentrations within seven wells exceeded ESLs. However, these concentrations are generally within historical ranges

CRA recommends:

- Continuing semi-annual monitoring and sampling to verify decreasing concentration trends over time
- Continuing monitoring of total and dissolved Chromium VI and nickel, but discontinuing all other metal analysis
- Conducting a degradation analysis using historical concentration trend data to determine timeframes for COCs to reach ESLs

ANTICIPATED FUTURE ACTIVITIES

Groundwater Monitoring

TRC will monitor and sample site wells per the established schedule. CRA will submit a groundwater monitoring and sampling report.

Additional Activity

CRA will present analytical results of a Compound Specific Isotope Analysis performed on samples collected during this groundwater sampling event in an upcoming report. This analysis was performed under the direction of ACEH to help determine the degree of biodegradation of constituents in groundwater. CRA will also present a degradation rate analysis to assess when COCs will reach water quality objectives.

Please contact Laura Heberle at 916-889-8918 if you have any questions or require additional information.



**CONESTOGA-ROVERS
& ASSOCIATES**

February 2, 2012

Reference No. 060719

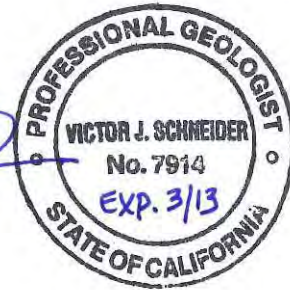
- 5 -

Sincerely,

CONESTOGA-ROVERS & ASSOCIATES

Laura Heberle

Jim Schneider, PG 7914



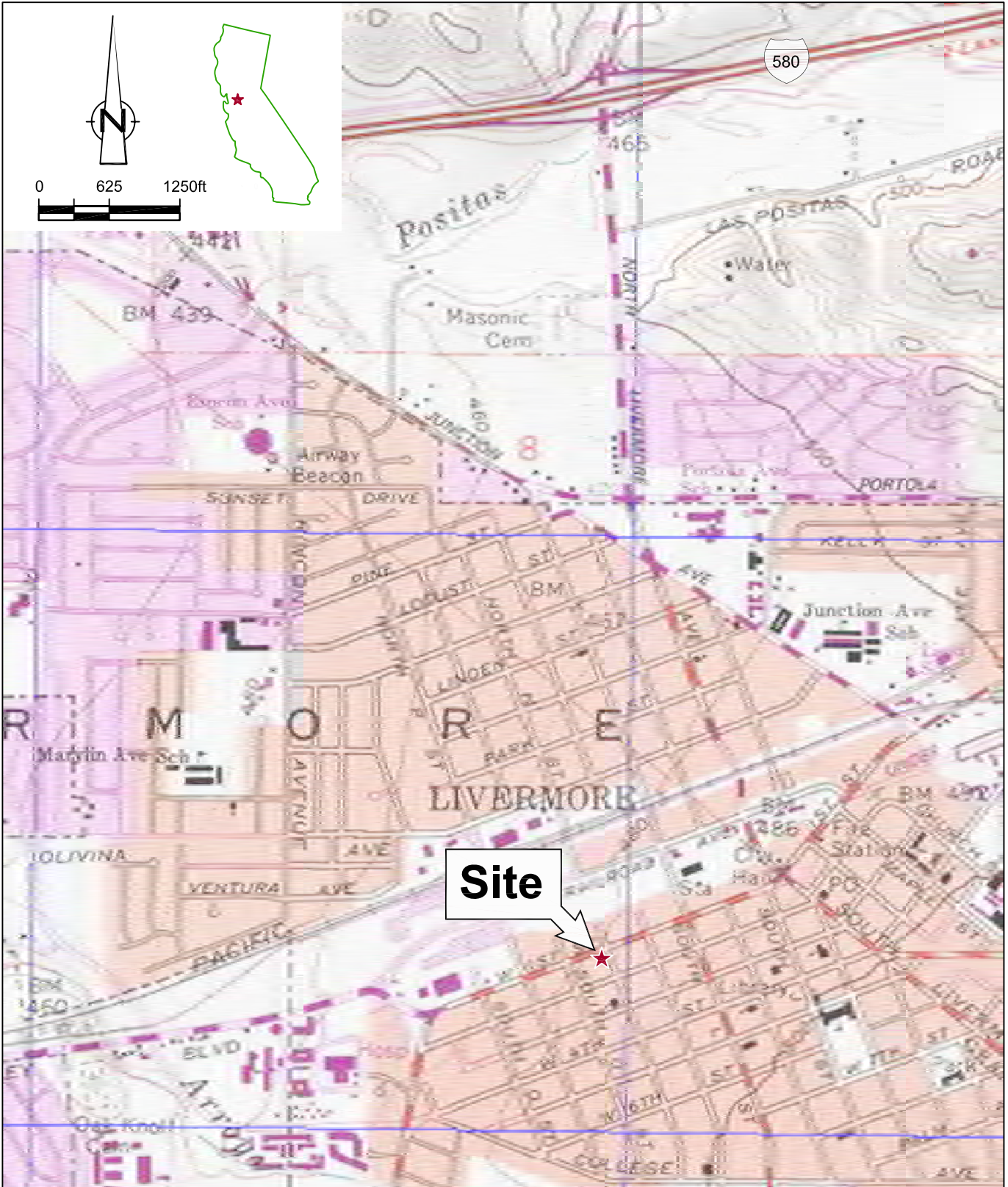
LH/cw/4

Encl.

Figure 1	Vicinity Map
Figure 2	Groundwater Elevation and Hydrocarbon Concentration Map (Shallow Zone)
Figure 3	Groundwater Elevation and Hydrocarbon Concentration Map (Intermediate Zone)
Figure 4	Groundwater Elevation and Hydrocarbon Concentration Map (Deep Zone)
Table 1	Groundwater Monitoring and Sampling Data
Attachment A	Monitoring Data Package
Attachment B	Laboratory Analytical Report
Attachment C	Historical Groundwater Monitoring and Sampling Data

cc: Ms. Roya Kambin, Union Oil Company of California
Thomas and Celine Vadakkekunnel, Property Owners

FIGURES



SOURCE: TOPO! MAPS

Figure 1

VICINITY MAP
 UNOCAL # 4186
 1771 FIRST STREET
 Livermore, California



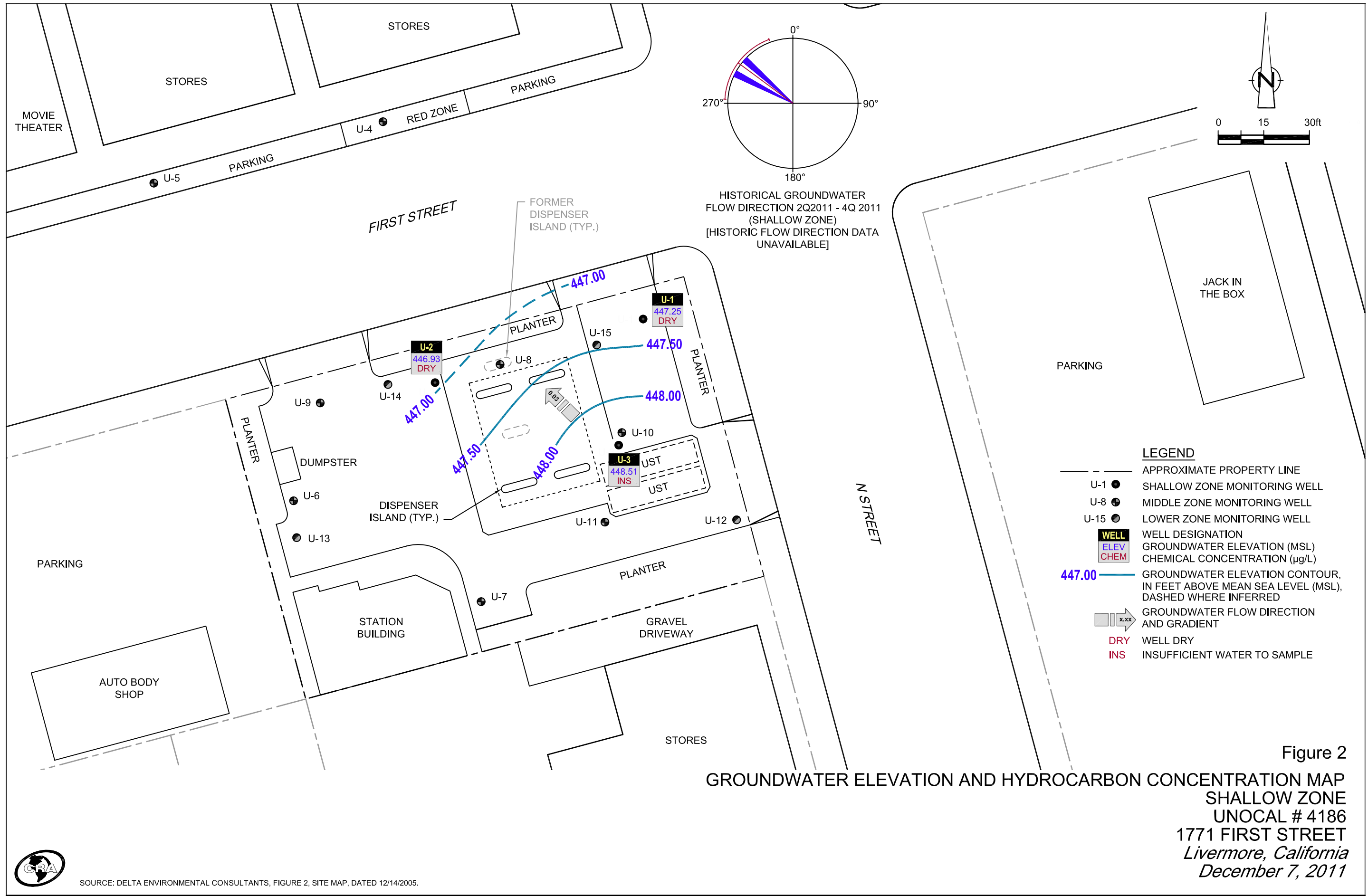


Figure 2
 GROUNDWATER ELEVATION AND HYDROCARBON CONCENTRATION MAP
 SHALLOW ZONE
 UNOCAL # 4186
 1771 FIRST STREET
 Livermore, California
 December 7, 2011



SOURCE: DELTA ENVIRONMENTAL CONSULTANTS, FIGURE 2, SITE MAP, DATED 12/14/2005.

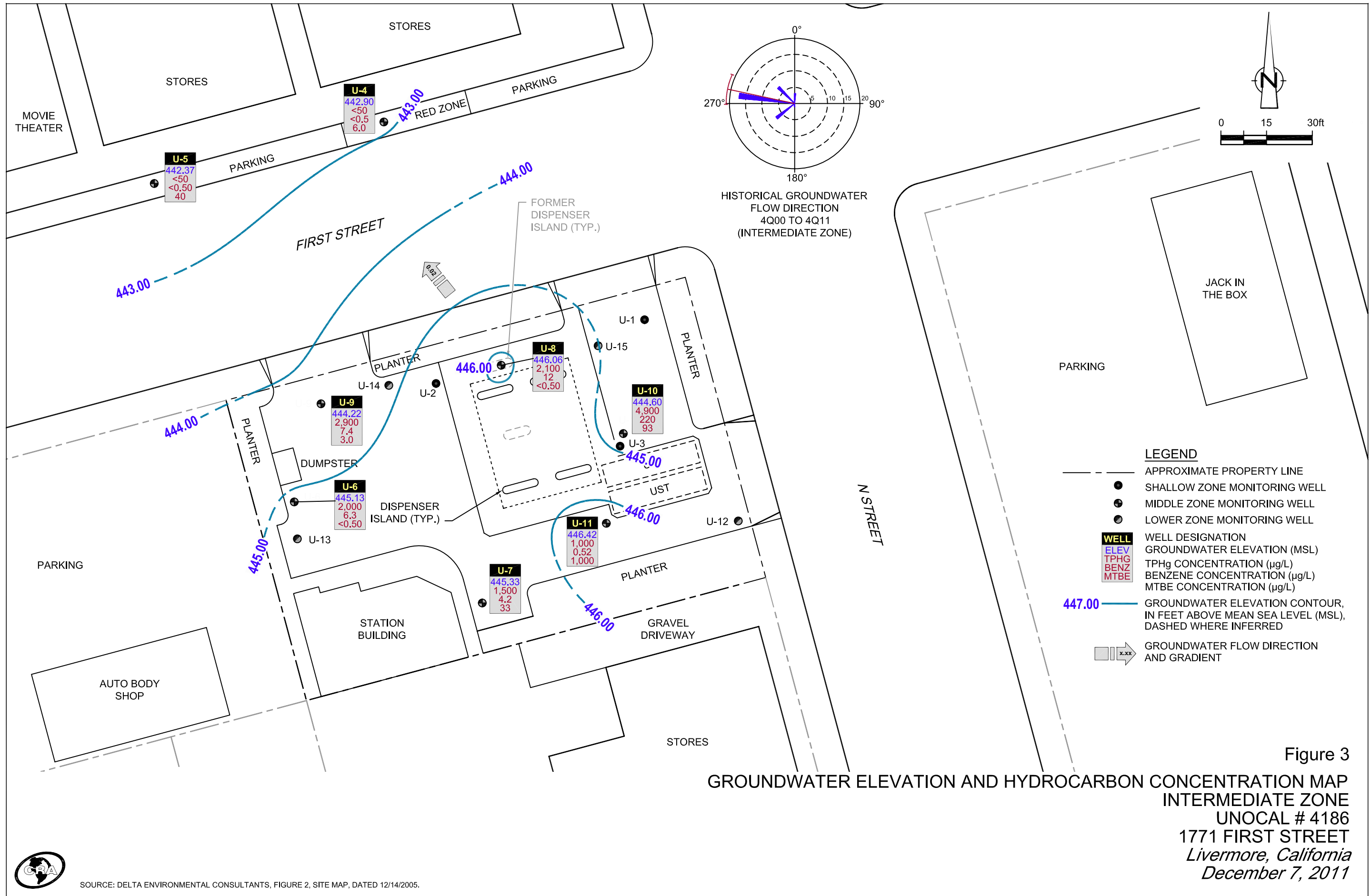


Figure 3
 GROUNDWATER ELEVATION AND HYDROCARBON CONCENTRATION MAP
 INTERMEDIATE ZONE
 UNOCAL # 4186
 1771 FIRST STREET
 Livermore, California
 December 7, 2011



SOURCE: DELTA ENVIRONMENTAL CONSULTANTS, FIGURE 2, SITE MAP, DATED 12/14/2005.

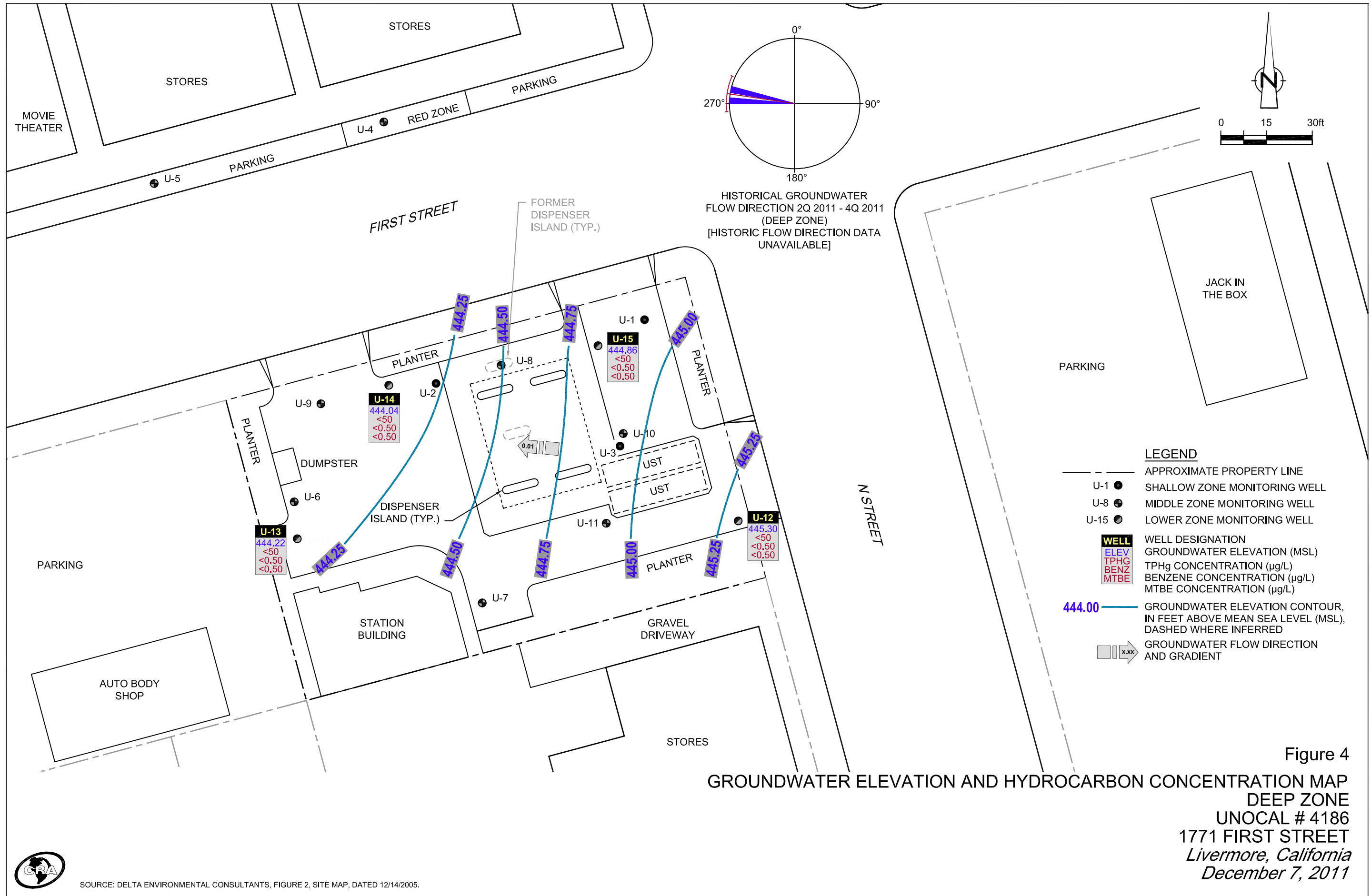


Figure 4
 GROUNDWATER ELEVATION AND HYDROCARBON CONCENTRATION MAP
 DEEP ZONE
 UNOCAL # 4186
 1771 FIRST STREET
 Livermore, California
 December 7, 2011



SOURCE: DELTA ENVIRONMENTAL CONSULTANTS, FIGURE 2, SITE MAP, DATED 12/14/2005.

TABLE

TABLE 1

GROUNDWATER MONITORING AND SAMPLING DATA
 UNOCAL # 4186
 UNION OIL SITE 351721
 1771 FIRST ST.
 LIVERMORE, CALIFORNIA

Location	Date	TOC	DTW	GWE	HYDROCARBONS	PRIMARY VOCS											GENERAL CHEMISTRY					
					Total Petroleum Hydrocarbons - Purgeable (GRO)	Benzene	Toluene	Ethylbenzene	Total Xylenes	MTBE by SW8260	Diisopropyl ether (DIPE)	tert-Butyl ethyl ether (ETBE)	tert-Amyl methyl ether (TAME)	tert-Butyl alcohol (TBA)	1,2-Dibromoethane (EDB)	1,2-Dichloroethane (1,2-DCA)	Ethanol	Nitrate	Sulfate	Chloride	Fluoride	Methane
	Units	ft	ft	ft-amsl	µg/L	µg/L	µg/L	µg/L	µg/L	µg/L	µg/L	µg/L	µg/L	µg/L	µg/L	µg/L	µg/L	mg/L	mg/L	mg/L	mg/L	mg/L
U-1	06/27/2011	480.29	29.88	450.41	<50	<0.50	<0.50	<0.50	<1.0	<0.50	<0.50	<0.50	<0.50	<10	<0.50	<0.50	<250	9.3	45	52	0.10	0.046
U-1	12/07/2011 ¹	480.29	33.04	447.25	-	-	-	-	-	-	-	-	-	-	-	-	-	-	-	-	-	-
U-2	06/27/2011	479.45	29.64	449.81	<50	<0.50	<0.50	<0.50	<1.0	<0.50	<0.50	<0.50	<0.50	<10	<0.50	<0.50	<250	17	69	24	0.11	0.0033
U-2	12/07/2011 ¹	479.45	32.52	446.93	-	-	-	-	-	-	-	-	-	-	-	-	-	-	-	-	-	-
U-3	06/27/2011	480.48	28.76	451.72	1,400	4.9	<0.50	1.5	<1.0	39	<0.50	<0.50	<0.50	9,600	<0.50	<0.50	<250	<0.44	<1.0	-	-	1.4
U-3	12/08/2011 ²	480.48	31.97	448.51	-	-	-	-	-	-	-	-	-	-	-	-	-	-	-	-	-	-
U-4	06/27/2011	478.95	31.68	447.27	<50	<0.50	<0.50	<0.50	<1.0	14	<0.50	<0.50	<0.50	<10	<0.50	<0.50	<250	12	35	43	0.13	<0.0010
U-4	12/07/2011	478.95	36.05	442.90	<50	<0.50	<0.50	<0.50	<1.0	6.0	<0.50	<0.50	<0.50	<10	<0.50	<0.50	<250	8.0	33	46	0.15	<0.0010
U-5	06/27/2011	478.52	31.73	446.79	<50	<0.50	<0.50	<0.50	<1.0	55	<0.50	<0.50	<0.50	<10	<0.50	<0.50	<250	3.5	33	-	-	0.0065
U-5	12/07/2011	478.52	36.15	442.37	<50	<0.50	<0.50	<0.50	<1.0	40	<0.50	<0.50	<0.50	<10	<0.50	<0.50	<250	4.7	30	-	-	<0.0010

TABLE 1

GROUNDWATER MONITORING AND SAMPLING DATA
 UNOCAL # 4186
 UNION OIL SITE 351721
 1771 FIRST ST.
 LIVERMORE, CALIFORNIA

Location	Date	TOC	DTW	GWE	HYDROCARBONS		PRIMARY VOCS										GENERAL CHEMISTRY					
					Total Petroleum Hydrocarbons - Purgeable (GRO)	Benzene	Toluene	Ethylbenzene	Total Xylenes	MTBE by SW8260	Diisopropyl ether (DIPE)	tert-Butyl ethyl ether (ETBE)	tert-Amyl methyl ether (TAME)	tert-Butyl alcohol (TBA)	1,2-Dibromoethane (EDB)	1,2-Dichloroethane (1,2-DCA)	Ethanol	Nitrate	Sulfate	Chloride	Fluoride	Methane
	Units	ft	ft	ft-amsl	µg/L	µg/L	µg/L	µg/L	µg/L	µg/L	µg/L	µg/L	µg/L	µg/L	µg/L	µg/L	µg/L	mg/L	mg/L	mg/L	mg/L	mg/L
U-6	06/27/2011	480.40	31.54	448.86	2,200	22	2.2	28	3.3	8.3	<0.50	<0.50	<0.50	<10	<0.50	<0.50	<250	<0.44	38	-	-	1.3
U-6	12/08/2011	480.40	35.27	445.13	2,000	6.3	0.63	15	1.3	<0.50	<0.50	<0.50	<0.50	<10	<0.50	<0.50	<250	<0.44	66	-	-	1.4
U-7	06/27/2011	480.78	30.64	450.14	1,400	4.6	1.4	14	1.4	33	<0.50	<0.50	<0.50	<10	<0.50	<0.50	<250	<0.44	15	-	-	0.033
U-7	12/08/2011 ³	480.78	35.45	445.33	1,500	4.2	1.3	11	1.8	33	<0.50	<0.50	<0.50	<10	<0.50	<0.50	<250	<0.44	14	-	-	0.26
U-8	06/27/2011	480.43	30.60	449.83	1,700	27	1.8	21	14	1.3	<0.50	<0.50	<0.50	<10	<0.50	<0.50	<250	<0.44	8.7	53	0.12	7.3
U-8	12/08/2011	480.43	34.37	446.06	2,100	12	0.89	8.8	6.2	<0.50	<0.50	<0.50	<0.50	<10	<0.50	<0.50	<250	<0.44	13	60	0.17	5.5
U-9	06/27/2011	479.39	30.32	449.07	2,400	11	2.6	55	11	65	<0.50	<0.50	<0.50	110	<0.50	<0.50	<250	<0.44	10	60	0.16	4.6
U-9	12/08/2011	479.39	35.17	444.22	2,900	7.4	1.9	40	6.2	3.0	<0.50	<0.50	<0.50	<10	<0.50	<0.50	<250	<0.44	15	62	0.21	7.7
U-10	06/27/2011	480.51	30.71	449.80	7,500	420	41	450	730	350	<2.5	<2.5	<2.5	2,900	<2.5	<2.5	<1,200	<0.44	3.4	38	0.15	5.6

TABLE 1

GROUNDWATER MONITORING AND SAMPLING DATA
 UNOCAL # 4186
 UNION OIL SITE 351721
 1771 FIRST ST.
 LIVERMORE, CALIFORNIA

Location	Date	TOC	DTW	GWE	HYDROCARBONS	PRIMARY VOCS										GENERAL CHEMISTRY						
					Total Petroleum Hydrocarbons - Purgeable (GRO)	Benzene	Toluene	Ethylbenzene	Total Xylenes	MTBE by SW8260	Diisopropyl ether (DIPE)	tert-Butyl ethyl ether (ETBE)	tert-Amyl methyl ether (TAME)	tert-Butyl alcohol (TBA)	1,2-Dibromoethane (EDB)	1,2-Dichloroethane (1,2-DCA)	Ethanol	Nitrate	Sulfate	Chloride	Fluoride	Methane
Units	ft	ft	ft-amsl	µg/L	µg/L	µg/L	µg/L	µg/L	µg/L	µg/L	µg/L	µg/L	µg/L	µg/L	µg/L	µg/L	µg/L	mg/L	mg/L	mg/L	mg/L	mg/L
U-10	12/08/2011	480.51	35.91	444.60	4,900	220	4.8	230	89	93	<2.5	<2.5	<2.5	<50	<2.5	<2.5	<1,200	<0.44	1.5	32	0.13	7.9
U-11	06/27/2011	480.34	31.72	448.62	1,100	8.3	<0.50	7.8	<1.0	3,600	<0.50	<0.50	<0.50	6,500	<0.50	<0.50	<250	<0.88	1,000	63	0.17	0.64
U-11	12/08/2011	480.34	33.92	446.42	1,000	0.52	<0.50	0.90	<1.0	1,000	<0.50	<0.50	<0.50	11,000	<0.50	<0.50	<250	<2.2	1,300	77	<0.25	0.34
U-12	06/27/2011	480.75	31.05	449.70	<50	<0.50	<0.50	<0.50	<1.0	<0.50	<0.50	<0.50	<0.50	<10	<0.50	<0.50	<250	22	53	-	-	<0.0010
U-12	12/07/2011	480.75	35.45	445.30	<50	<0.50	<0.50	<0.50	<1.0	<0.50	<0.50	<0.50	<0.50	<10	<0.50	<0.50	<250	24	55	-	-	<0.0010
U-13	06/27/2011	480.31	31.73	448.58	<50	<0.50	<0.50	<0.50	<1.0	<0.50	<0.50	<0.50	<0.50	<10	<0.50	<0.50	<250	24	53	76	0.11	<0.0010
U-13	12/07/2011	480.31	36.09	444.22	<50	<0.50	<0.50	<0.50	<1.0	<0.50	<0.50	<0.50	<0.50	<10	<0.50	<0.50	<250	25	55	82	0.12	<0.0010
U-14	06/27/2011	479.38	31.02	448.36	<50	<0.50	<0.50	<0.50	<1.0	<0.50	<0.50	<0.50	<0.50	<10	<0.50	<0.50	<250	20	38	-	-	0.0050
U-14	12/07/2011	479.38	35.34	444.04	<50	<0.50	<0.50	<0.50	<1.0	<0.50	<0.50	<0.50	<0.50	<10	<0.50	<0.50	<250	6.0	6.9	-	-	0.0035

TABLE 1

GROUNDWATER MONITORING AND SAMPLING DATA

UNOCAL # 4186

UNION OIL SITE 351721

1771 FIRST ST.

LIVERMORE, CALIFORNIA

Location	Date	TOC	DTW	GWE	HYDROCARBONS	PRIMARY VOCS										GENERAL CHEMISTRY						
					Total Petroleum Hydrocarbons - Purgeable (GRO)	Benzene	Toluene	Ethylbenzene	Total Xylenes	MTBE by SW8260	Diisopropyl ether (DIPE)	tert-Butyl ethyl ether (ETBE)	tert-Amyl methyl ether (TAME)	tert-Butyl alcohol (TBA)	1,2-Dibromoethane (EDB)	1,2-Dichloroethane (1,2-DCA)	Ethanol	Nitrate	Sulfate	Chloride	Fluoride	Methane
Units	ft	ft	ft-amsl	µg/L	µg/L	µg/L	µg/L	µg/L	µg/L	µg/L	µg/L	µg/L	µg/L	µg/L	µg/L	µg/L	µg/L	mg/L	mg/L	mg/L	mg/L	mg/L
U-15	06/27/2011	479.99	30.78	449.21	<50	<0.50	<0.50	<0.50	<1.0	<0.50	<0.50	<0.50	<0.50	<10	<0.50	<0.50	<250	21	49	77	0.090	0.0043
U-15	12/07/2011	479.99	35.13	444.86	<50	<0.50	<0.50	<0.50	<1.0	<0.50	<0.50	<0.50	<0.50	<10	<0.50	<0.50	<250	22	51	81	0.095	0.0045

GROUNDWATER MONITORING AND SAMPLING DATA
 UNOCAL # 4186
 UNION OIL SITE 351721
 1771 FIRST ST.
 LIVERMORE, CALIFORNIA

		METALS																														
Location	Date	Lead	Lead (dissolved)	Magnesium (dissolved)	Manganese (dissolved)	Mercury	Mercury (dissolved)	Molybdenum	Molybdenum (dissolved)	Nickel	Nickel (dissolved)	Potassium (dissolved)	Silver	Silver (dissolved)	Sodium (dissolved)	Thallium	Thallium (dissolved)	Antimony	Antimony (dissolved)	Arsenic	Arsenic (dissolved)	Barium	Barium (dissolved)	Beryllium	Beryllium (dissolved)	Cadmium	Cadmium (dissolved)	Chromium	Chromium (dissolved)	Chromium VI (hexavalent) (dissolved)	Cobalt	
	Units	µg/L	µg/L	mg/L	µg/L	µg/L	µg/L	µg/L	µg/L	µg/L	µg/L	mg/L	µg/L	µg/L	µg/L	µg/L	µg/L	µg/L	µg/L	µg/L	µg/L	µg/L	µg/L	µg/L	µg/L	µg/L	µg/L	µg/L	µg/L	µg/L	µg/L	
U-1	06/27/2011	<50	<50	90	<10	0.35	<0.20	<50	<50	870	<10	2.7	<10	<10	53	<100	<100	<100	<100	<50	<50	1,100	380	<10	<10	<10	<10	<10	330	<10	<2.0	87
U-1	12/07/2011 ¹	-	-	-	-	-	-	-	-	-	-	-	-	-	-	-	-	-	-	-	-	-	-	-	-	-	-	-	-	-	-	-
U-2	06/27/2011	<50	<50	81	<10	0.63	<0.20	<50	<50	980	<10	2.3	<10	<10	56	<100	<100	<100	<100	<50	<50	1,200	280	<10	<10	<10	<10	<10	360	<10	2.2	93
U-2	12/07/2011 ¹	-	-	-	-	-	-	-	-	-	-	-	-	-	-	-	-	-	-	-	-	-	-	-	-	-	-	-	-	-	-	-
U-3	06/27/2011	-	-	-	-	-	-	-	-	-	-	-	-	-	-	-	-	-	-	-	-	-	-	-	-	-	-	-	-	-	-	-
U-3	12/08/2011 ²	-	-	-	-	-	-	-	-	-	-	-	-	-	-	-	-	-	-	-	-	-	-	-	-	-	-	-	-	-	-	-
U-4	06/27/2011	<50	<50	87	210	<0.20	<0.20	<50	<50	22	<10	2.3	<10	<10	37	<100	<100	<100	<100	<50	<50	510	460	<10	<10	<10	<10	<10	<10	<10	<2.0	<50
U-4	12/07/2011	<50	<50	88	97	1.2	<0.20	<50	<50	1,100	<10	2.4	<10	<10	33	<100	<100	<100	<100	50	<50	1,500	450	<10	<10	<10	<10	330	<10	<2.0	120	
U-5	06/27/2011	-	-	-	-	-	-	-	-	-	-	-	-	-	-	-	-	-	-	-	-	-	-	-	-	-	-	-	-	-	-	-
U-5	12/07/2011	-	-	-	-	-	-	-	-	-	-	-	-	-	-	-	-	-	-	-	-	-	-	-	-	-	-	-	-	-	-	-

GROUNDWATER MONITORING AND SAMPLING DATA
 UNOCAL # 4186
 UNION OIL SITE 351721
 1771 FIRST ST.
 LIVERMORE, CALIFORNIA

Location	Date	METALS																													
		Lead	Lead (dissolved)	Magnesium (dissolved)	Manganese (dissolved)	Mercury	Mercury (dissolved)	Molybdenum	Molybdenum (dissolved)	Nickel	Nickel (dissolved)	Potassium (dissolved)	Silver	Silver (dissolved)	Sodium (dissolved)	Thallium	Thallium (dissolved)	Antimony	Antimony (dissolved)	Arsenic	Arsenic (dissolved)	Barium	Barium (dissolved)	Beryllium	Beryllium (dissolved)	Cadmium	Cadmium (dissolved)	Chromium	Chromium (dissolved)	Chromium VI (hexavalent) (dissolved)	Cobalt
Units	Units	µg/L	µg/L	mg/L	µg/L	µg/L	µg/L	µg/L	µg/L	µg/L	µg/L	µg/L	µg/L	µg/L	mg/L	µg/L	µg/L	µg/L	µg/L	µg/L	µg/L	µg/L	µg/L	µg/L	µg/L	µg/L	µg/L	µg/L	µg/L	µg/L	µg/L
U-6	06/27/2011	-	-	-	-	-	-	-	-	-	-	-	-	-	-	-	-	-	-	-	-	-	-	-	-	-	-	-	-	-	-
U-6	12/08/2011	-	-	-	-	-	-	-	-	-	-	-	-	-	-	-	-	-	-	-	-	-	-	-	-	-	-	-	-	-	-
U-7	06/27/2011	-	-	-	-	-	-	-	-	-	-	-	-	-	-	-	-	-	-	-	-	-	-	-	-	-	-	-	-	-	-
U-7	12/08/2011 ³	-	-	-	-	-	-	-	-	-	-	-	-	-	-	-	-	-	-	-	-	-	-	-	-	-	-	-	-	-	-
U-8	06/27/2011	<50	<50	86	2,600	<0.20	<0.20	<50	<50	20	<10	1.9	<10	<10	44	<100	<100	<100	<100	<50	<50	420	320	<10	<10	<10	<10	<10	<10	<2.0	<50
U-8	12/08/2011	<50	<50	89	2,500	<0.20	<0.20	<50	<50	330	<10	1.7	<10	<10	49	<100	<100	<100	<100	<50	<50	1,100	440	<10	<10	<10	<10	54	<10	<2.0	62
U-9	06/27/2011	<50	<50	87	2,300	<0.20	<0.20	<50	<50	15	<10	1.6	<10	<10	54	<100	<100	<100	<100	<50	<50	370	290	<10	<10	<10	<10	<10	<10	<2.0	<50
U-9	12/08/2011	<50	<50	88	2,200	<0.20	<0.20	<50	<50	250	<10	1.5	<10	<10	53	<100	<100	<100	<100	<50	<50	1,000	440	<10	<10	<10	<10	37	<10	<2.0	<50
U-10	06/27/2011	<50	<50	100	2,100	<0.20	<0.20	<50	<50	96	<10	4.8	<10	<10	47	<100	<100	<100	<100	<50	<50	360	280	<10	<10	<10	<10	29	<10	<2.0	<50

GROUNDWATER MONITORING AND SAMPLING DATA
 UNOCAL # 4186
 UNION OIL SITE 351721
 1771 FIRST ST.
 LIVERMORE, CALIFORNIA

		METALS																													
Location	Date	Lead	Lead (dissolved)	Magnesium (dissolved)	Manganese (dissolved)	Mercury	Mercury (dissolved)	Molybdenum	Molybdenum (dissolved)	Nickel	Nickel (dissolved)	Potassium (dissolved)	Silver	Silver (dissolved)	Sodium (dissolved)	Thallium	Thallium (dissolved)	Antimony	Antimony (dissolved)	Arsenic	Arsenic (dissolved)	Barium	Barium (dissolved)	Beryllium	Beryllium (dissolved)	Cadmium	Cadmium (dissolved)	Chromium	Chromium (dissolved)	Chromium VI (hexavalent) (dissolved)	Cobalt
	Units	µg/L	µg/L	mg/L	µg/L	µg/L	µg/L	µg/L	µg/L	µg/L	µg/L	mg/L	µg/L	µg/L	mg/L	µg/L	µg/L	µg/L	µg/L	µg/L	µg/L	µg/L	µg/L	µg/L	µg/L	µg/L	µg/L	µg/L	µg/L	µg/L	µg/L
U-10	12/08/2011	<50	<50	99	2,300	<0.20	<0.20	<50	<50	310	<10	4.1	<10	<10	50	<100	<100	<100	<100	<50	<50	700	330	<10	<10	<10	<10	39	<10	<2.0	<50
U-11	06/27/2011	<50	<50	340	7,300	<0.20	<0.20	<50	<50	62	38	2.7	<10	<10	88	<100	<100	<100	<100	<50	<50	240	160	<10	<10	<10	<10	10	<10	<2.0	<50
U-11	12/08/2011	<50	<50	390	6,900	<0.20	<0.20	<50	<50	400	51	2.8	<10	<10	72	<100	<100	<100	<100	<50	<50	520	51	<10	<10	<10	<10	78	<10	<2.0	54
U-12	06/27/2011	-	-	-	-	-	-	-	-	-	-	-	-	-	-	-	-	-	-	-	-	-	-	-	-	-	-	-	-	-	-
U-12	12/07/2011	-	-	-	-	-	-	-	-	-	-	-	-	-	-	-	-	-	-	-	-	-	-	-	-	-	-	-	-	-	-
U-13	06/27/2011	<50	<50	61	<10	<0.20	<0.20	<50	<50	<10	<10	51	<10	<10	95	<100	<100	<100	<100	<50	<50	23	18	<10	<10	<10	<10	27	25	25	<50
U-13	12/07/2011	<50	<50	63	<10	<0.20	<0.20	<50	<50	<10	<10	28	<10	<10	71	<100	<100	<100	<100	<50	<50	160	130	<10	<10	<10	<10	16	14	14	<50
U-14	06/27/2011	-	-	-	-	-	-	-	-	-	-	-	-	-	-	-	-	-	-	-	-	-	-	-	-	-	-	-	-	-	-
U-14	12/07/2011	-	-	-	-	-	-	-	-	-	-	-	-	-	-	-	-	-	-	-	-	-	-	-	-	-	-	-	-	-	-

GROUNDWATER MONITORING AND SAMPLING DATA
 UNOCAL # 4186
 UNION OIL SITE 351721
 1771 FIRST ST.
 LIVERMORE, CALIFORNIA

		METALS																															
Location	Date	Lead	Lead (dissolved)	Magnesium (dissolved)	Manganese (dissolved)	Mercury	Mercury (dissolved)	Molybdenum	Molybdenum (dissolved)	Nickel	Nickel (dissolved)	Potassium (dissolved)	Silver	Silver (dissolved)	Sodium (dissolved)	Thallium	Thallium (dissolved)	Antimony	Antimony (dissolved)	Arsenic	Arsenic (dissolved)	Barium	Barium (dissolved)	Beryllium	Beryllium (dissolved)	Cadmium	Cadmium (dissolved)	Chromium	Chromium (dissolved)	Chromium VI (hexavalent) (dissolved)	Cobalt		
	Units	µg/L	µg/L	mg/L	µg/L	µg/L	µg/L	µg/L	µg/L	µg/L	µg/L	mg/L	µg/L	µg/L	mg/L	µg/L	µg/L	µg/L	µg/L	µg/L	µg/L	µg/L	µg/L	µg/L	µg/L	µg/L	µg/L	µg/L	µg/L	µg/L	µg/L		
U-15	06/27/2011	<50	<50	60	<10	<0.20	<0.20	<50	<50	11	<10	48	<10	<10	78	<100	<100	<100	<100	<50	<50	23	15	<10	<10	<10	<10	<10	<10	27	23	24	<50
U-15	12/07/2011	<50	<50	62	<10	<0.20	<0.20	<50	<50	11	<10	42	<10	<10	77	<100	<100	<100	<100	<50	<50	110	67	<10	<10	<10	<10	<10	<10	27	26	26	<50

TABLE 1

GROUNDWATER MONITORING AND SAMPLING DATA
 UNOCAL # 4186
 UNION OIL SITE 351721
 1771 FIRST ST.
 LIVERMORE, CALIFORNIA

Location	Date	METALS											GENERAL CHEMISTRY
		Cobalt (dissolved)	Copper	Copper (dissolved)	Vanadium	Vanadium (dissolved)	Zinc	Zinc (dissolved)	Calcium (dissolved)	Selenium	Selenium (dissolved)	Ferrous Iron	Total dissolved Solids
Units		µg/L	µg/L	µg/L	µg/L	µg/L	µg/L	µg/L	mg/L	µg/L	µg/L	µg/L	mg/L
U-1	06/27/2011	<50	190	<10	140	<10	340	<10	64	<100	<100	<100	680
U-1	12/07/2011 ¹	-	-	-	-	-	-	-	-	-	-	-	-
U-2	06/27/2011	<50	220	<10	160	<10	370	<10	54	<100	<100	<100	650
U-2	12/07/2011 ¹	-	-	-	-	-	-	-	-	-	-	-	-
U-3	06/27/2011	-	-	-	-	-	-	-	-	-	-	3,300	-
U-3	12/08/2011 ²	-	-	-	-	-	-	-	-	-	-	-	-
U-4	06/27/2011	<50	<10	<10	<10	<10	<50	<10	63	<100	<100	<100	640
U-4	12/07/2011	<50	160	<10	120	<10	240	<10	65	<100	<100	<100	660
U-5	06/27/2011	-	-	-	-	-	-	-	-	-	-	<100	-
U-5	12/07/2011	-	-	-	-	-	-	-	-	-	-	<100	-

TABLE 1

GROUNDWATER MONITORING AND SAMPLING DATA
 UNOCAL # 4186
 UNION OIL SITE 351721
 1771 FIRST ST.
 LIVERMORE, CALIFORNIA

Location	Date	METALS											GENERAL CHEMISTRY
		Cobalt (dissolved)	Copper	Copper (dissolved)	Vanadium	Vanadium (dissolved)	Zinc	Zinc (dissolved)	Calcium (dissolved)	Selenium	Selenium (dissolved)	Ferrous Iron	Total dissolved Solids
Units		µg/L	µg/L	µg/L	µg/L	µg/L	µg/L	mg/L	µg/L	µg/L	µg/L	µg/L	mg/L
U-6	06/27/2011	-	-	-	-	-	-	-	-	-	-	2,300	-
U-6	12/08/2011	-	-	-	-	-	-	-	-	-	-	930	-
U-7	06/27/2011	-	-	-	-	-	-	-	-	-	-	<100	-
U-7	12/08/2011 ³	-	-	-	-	-	-	-	-	-	-	<100	-
U-8	06/27/2011	<50	<10	<10	<10	<10	<50	<10	49	<100	<100	280	620
U-8	12/08/2011	<50	67	<10	43	<10	62	<10	51	<100	<100	<100	680
U-9	06/27/2011	<50	<10	<10	<10	<10	<50	<10	45	<100	<100	470	610
U-9	12/08/2011	<50	19	<10	32	<10	<50	<10	46	<100	<100	<100	630
U-10	06/27/2011	<50	20	<10	<10	<10	<50	<10	50	<100	<100	930	660

TABLE 1

GROUNDWATER MONITORING AND SAMPLING DATA

UNOCAL # 4186

UNION OIL SITE 351721

1771 FIRST ST.

LIVERMORE, CALIFORNIA

Location	Date	METALS											GENERAL CHEMISTRY
		Cobalt (dissolved)	Copper	Copper (dissolved)	Vanadium	Vanadium (dissolved)	Zinc	Zinc (dissolved)	Calcium (dissolved)	Selenium	Selenium (dissolved)	Ferrous Iron	Total dissolved Solids
Units		µg/L	µg/L	µg/L	µg/L	µg/L	µg/L	µg/L	mg/L	µg/L	µg/L	µg/L	mg/L
U-10	12/08/2011	<50	24	<10	31	<10	<50	<10	55	<100	<100	<100	700
U-11	06/27/2011	<50	<10	<10	<10	<10	<50	<10	120	<100	<100	140	2,300
U-11	12/08/2011	<50	72	<10	54	<10	69	<10	140	<100	<100	<100	3,000
U-12	06/27/2011	-	-	-	-	-	-	-	-	-	-	<100	-
U-12	12/07/2011	-	-	-	-	-	-	-	-	-	-	<100	-
U-13	06/27/2011	<50	<10	<10	<10	<10	<50	<10	3.9	<100	<100	<100	610
U-13	12/07/2011	<50	<10	<10	<10	<10	<50	<10	21	<100	<100	<100	580
U-14	06/27/2011	-	-	-	-	-	-	-	-	-	-	<100	-
U-14	12/07/2011	-	-	-	-	-	-	-	-	-	-	<100	-

TABLE 1

GROUNDWATER MONITORING AND SAMPLING DATA
 UNOCAL # 4186
 UNION OIL SITE 351721
 1771 FIRST ST.
 LIVERMORE, CALIFORNIA

METALS												GENERAL CHEMISTRY	
Location	Date	Cobalt (dissolved)	Copper	Copper (dissolved)	Vanadium	Vanadium (dissolved)	Zinc	Zinc (dissolved)	Calcium (dissolved)	Selenium	Selenium (dissolved)	Ferrous Iron	Total dissolved Solids
	Units	µg/L	µg/L	µg/L	µg/L	µg/L	µg/L	µg/L	mg/L	µg/L	µg/L	µg/L	mg/L
U-15	06/27/2011	<50	<10	<10	<10	<10	<50	<10	2.3	<100	<100	<100	560
U-15	12/07/2011	<50	<10	<10	<10	<10	<50	<10	9.6	<100	<100	<100	570

GROUNDWATER MONITORING AND SAMPLING DATA
UNOCAL # 4186
UNION OIL SITE 351721
1771 FIRST ST.
LIVERMORE, CALIFORNIA

Abbreviations and Notes:

TOC = Top of Casing

DTW = Depth to Water

GWE = Groundwater elevation

(ft-amsl) = Feet Above Mean sea level

ft = Feet

µg/L = Micrograms per Liter

mg/L = Milligrams per Liter

GRO = Gasoline Range Organics

VOCS = Volatile Organic Compounds

MTBE = Methyl tert butyl ether

-- = Not available / not applicable

<x = Not detected above laboratory reported practical quantitation level.

1 Dry Well.

2 Insufficient water for samples.

3 Only one casing volume purged prior to sampling

ATTACHMENT A
MONITORING DATA PACKAGE



123 Technology Drive West
Irvine, CA 92618

949.727.9336 PHONE
949.727.7399 FAX

www.TRCSolutions.com

DATE: December 21, 2011

TO: Michael McDonald
CRA
175 Technology Drive, Suite 150
Irvine, California 92618

SITE: Unocal Site 4186
Facility 351721
1771 First Street, Livermore, CA

RE: Transmittal of Groundwater Monitoring Data

Dear Mr. McDonald,

Please find attached the field data sheets, chain of custody (COC) forms, and technical services request (TSR) form for the monitoring event that was completed on December 7, 2011. Field measurements and collection of samples submitted to the laboratory were completed in general accordance with our usual groundwater monitoring protocol which is also attached for your reference.

Please call me at 949-341-7440 if you have questions.

Sincerely,

TRC

A handwritten signature in black ink, appearing to read "Anju Farfan", is written over a circular stamp or logo.

Anju Farfan
Groundwater Program Operations Manager

GENERAL FIELD PROCEDURES

Groundwater Gauging and Sampling Assignments

For each site, TRC technicians are provided with a Technical Service Request (TSR) that specifies activities required to complete the groundwater gauging and sampling assignment for the site. TSRs are based on client directives, instructions from the primary environmental consultant for the site, regulatory requirements, and TRC's previous experience with the site.

Fluid Level Measurements (Gauging)

Initial site activities include determination of well locations based on a site map provided with the TSR. Well boxes are opened and caps are removed. Indications of well or well box damage or of pressure buildup in the well are noted.

Fluid levels in each well are measured using a coated cloth tape equipped with an electronic interface probe, which distinguishes between liquid phase hydrocarbon (LPH) and water. The depth to LPH (if it is present), to water, and to the bottom of the well are measured from the top of the well casing (surveyors mark or notch if present) to the nearest 0.01 foot. Unless otherwise instructed, a well with less than 0.67 foot between the measured top of water and the measured bottom of the well casing is considered dry, and is not sampled. If the well contains 0.67 foot or more of water, an attempt is made to bail and/or sample as specified on the TSR.

Unless otherwise instructed, a well that is found to contain a measureable amount of LPH (0.01 foot) is not purged or sampled. Instead, one casing volume of fluid is bailed from the well and the well is re-sealed.

Purging and Groundwater Parameter Measurement

TSR instructions may specify that a well not be purged (no-purge sampling), be purged using low-flow methods, or be purged using conventional pump and/or bail methods. Conventional purging generally consists of pumping or bailing until a minimum of three casing volumes of water have been removed or until the well has been pumped dry. Pumping is generally accomplished using submersible electric or pneumatic diaphragm pumps. The pump intake is initially set at about 5 feet below the level of water in the casing, and is lowered as needed to compensate for falling water level. Pump depths are recorded in Field Notes.

During conventional purging, three groundwater parameters (temperature, pH, and conductivity) are measured after removal of each casing volume. Stabilization of these parameters, to within 10 percent, confirm that sufficient purging has been completed. In some cases, the TSR indicates that other parameters are also to be measured during purging. TRC commonly measures dissolved oxygen (DO), oxidation-reduction potential (ORP), and/or turbidity. Instruments used for groundwater parameter measurements are calibrated daily according to manufacturer's instructions.

Low-flow purging utilizes a bladder or peristaltic pump to remove water from the well at a low rate. Groundwater parameters specified by the TSR are measured continuously, using a flow cell, until they become stable in general accordance with EPA guidelines.

Groundwater Sample Collection

After wells are purged, or not purged, according to TSR instructions, samples are collected for laboratory analysis. For wells that have been purged using conventional pump or bail methods, sampling is conducted after the well has recovered to 80 percent of its original volume or after two hours if the well does not recover to at least 80 percent. If there is insufficient recharge of water in the well after two hours, the well is not sampled.

GENERAL FIELD PROCEDURES

Samples are collected by lowering a new, disposable polyethylene bottom-fill bailer to just below the water level in the well. The bailer is retrieved and the water sample is carefully transferred to containers specified for the laboratory analytical methods indicated by the TSR. Particular care is given to containers for volatile organic analysis (VOAs) which require filling to zero headspace and fitting with Teflon-sealed caps.

Sample containers are labeled with project number (or site number), well designation, sample date, sample time, and the sampler's initials, and placed in an insulated chest with ice. Samples remain chilled prior to and during transport to a state-certified laboratory for analysis. Sample container descriptions and requested analyses are entered onto a chain-of-custody form in order to provide instructions to the laboratory. The chain-of-custody form accompanies the samples during transportation to provide a continuous record of possession from the field to the laboratory. If a freight or overnight carrier transports the samples, the carrier is noted on the form.

For wells that have been purged using low-flow methods, sample containers are filled from the effluent stream of the bladder or peristaltic pump. In some cases, if so specified by the TSR, samples are taken from the sample ports of actively pumping remediation wells.

Sequence of Gauging, Purging and Sampling

The sequence in which monitoring activities are conducted is specified on the TSR. In general, wells are gauged beginning with the least affected well and ending with the well that has the highest concentration based on previous analytic results. After all gauging for the site is completed, wells are purged and/or sampled from the least-affected to the most-affected well. If wells must be gauged or sampled out of order, alternate interface probes and/or pumps are utilized and are noted in field documentation.

Decontamination

In order to reduce the possibility of cross contamination between wells, strict isolation and decontamination procedures are observed. Portable pumps are not used in wells with LPH. Technicians wear nitrile gloves during all gauging, purging, and sampling activities. Gloves are changed between wells and more often if warranted. Any equipment that could come in contact with fluids are either dedicated a particular well, decontaminated prior to each use, or discarded after a single use. Decontamination consists of washing in a solution of Liquinox and water and rinsing twice. The final rinse is in deionized water.

Purge Water Disposal

Purge water is generally collected in labeled drums for disposal as non-hazardous waste. Drums may be left on site for disposal by others, or transported to a collection location at a TRC field office, in either Fullerton, California or Concord, California, for eventual transfer to a licensed treatment or recycling facility. Alternatively, purge water may be collected directly from the site by a licensed vacuum truck company, or may be treated on site by an active remediation system, if so directed.

Exceptions

Additional tasks or non-standard procedures, if any, that may be requested or required for a particular site, are documented in field notes on the following pages.

GROUNDWATER SAMPLING FIELD NOTES

Technician: JOE

Site: 4196

Project No.: 183487.0035.1721

Date: 12/07/11

Well No. U-12

Purge Method: SUB

Depth to Water (feet): 35.46

Depth to Product (feet):

Total Depth (feet) 74.34

LPH & Water Recovered (gallons):

Water Column (feet): 38.89

Casing Diameter (Inches): 4" 4"

80% Recharge Depth(feet): 43.22

1 Well Volume (gallons): 26

Time Start	Time Stop	Depth to Water (feet)	Volume Purged (gallons)	Conductivity (µS/cm)	Temperature (F/C)	pH	D.O. (mg/L)	ORP	Turbidity
Pre-Purge							3.15	179	13
1022			26	916.7	20.5	7.76	2.75	183	18
			52	912.6	20.3	7.59	2.76	182	13
	1043		78	912.8	19.5	7.59	2.92	174	7.3
Static at Time Sampled		Total Gallons Purged			Sample Time				
35.55		78			1053				
Comments: APPROX. PUMP DEPTH 40.45									

Well No. U-15

Purge Method: SUB

Depth to Water (feet): 35.13 ~~33.74~~ ~~33.75~~

Depth to Product (feet):

Total Depth (feet) 71.55

LPH & Water Recovered (gallons):

Water Column (feet): 36.42

Casing Diameter (Inches): 4" JL 4"

80% Recharge Depth(feet): 42.41

1 Well Volume (gallons): 25

Time Start	Time Stop	Depth to Water (feet)	Volume Purged (gallons)	Conductivity (µS/cm)	Temperature (F/C)	pH	D.O. (mg/L)	ORP	Turbidity
Pre-Purge							2.36	161	7.5
1131			25	918.1	19.4	7.86	2.43	174	7.5
			50	917.7	18.1	7.75	2.38	177	3.9
	1152		75	916.6	18.0	7.65	2.30	180	2.4
Static at Time Sampled		Total Gallons Purged			Sample Time				
35.27		75			1205				
Comments: APPROX. PUMP DEPTH 40.13									

GROUNDWATER SAMPLING FIELD NOTES

Technician: JOE

Site: 4186

Project No.: 183487.0035.1321

Date: 12/07/11

Well No. U-14

Purge Method: SUB

Depth to Water (feet): 35.34

Depth to Product (feet): _____

Total Depth (feet): 71.70

LPH & Water Recovered (gallons): _____

Water Column (feet): 36.36

Casing Diameter (Inches): 4"

80% Recharge Depth(feet): 42.61

1 Well Volume (gallons): 25

Time Start	Time Stop	Depth to Water (feet)	Volume Purged (gallons)	Conductivity (µS/cm)	Temperature (F, C)	pH	D.O. (mg/L)	ORP	Turbidity
Pre-Purge							1.28	136	9.0
1225			25	872.7	19.2	8.14	2.38	161	50
			50	909.2	19.3	7.82	2.28	169	13
	1247		75	910.2	19.6	7.64	2.14	170	11
Static at Time Sampled		Total Gallons Purged			Sample Time				
35.45		75			1257				
Comments: Approx. pump depth 40.34									

Well No. U-13

Purge Method: SUB

Depth to Water (feet): 36.09

Depth to Product (feet): _____

Total Depth (feet): 73.09

LPH & Water Recovered (gallons): _____

Water Column (feet): 37.00

Casing Diameter (Inches): 4"

80% Recharge Depth(feet): 43.49

1 Well Volume (gallons): 25

Time Start	Time Stop	Depth to Water (feet)	Volume Purged (gallons)	Conductivity (µS/cm)	Temperature (F, C)	pH	D.O. (mg/L)	ORP	Turbidity
Pre-Purge							1.28	126	5.9
1338			25	937.0	19.5	8.45	1.62	149	21
			50	929.2	19.5	7.93	1.72	157	17
	1358		75	928.1	19.4	7.72	1.62	163	8.8
Static at Time Sampled		Total Gallons Purged			Sample Time				
36.10		75			1417				
Comments: Approx. pump depth 41.09									

GROUNDWATER SAMPLING FIELD NOTES

Technician: JOE

Site: 4186

Project No.: 193487.0035.1721

Date: 12/07/11

Well No. U-4

Purge Method: HB

Depth to Water (feet): 36.05

Depth to Product (feet): _____

Total Depth (feet): 44.92

LPH & Water Recovered (gallons): _____

Water Column (feet): 8.87

Casing Diameter (Inches): 2"

80% Recharge Depth(feet): 37.82

1 Well Volume (gallons): 2

Time Start	Time Stop	Depth to Water (feet)	Volume Purged (gallons)	Conductivity (µS/cm)	Temperature (F, C)	pH	D.O. (mg/L)	ORP	Turbidity
Pre-Purge							1.86	217	550
0842			2	1053	16.5	7.45	2.21	218	Er3
			4	1050	16.6	7.37	2.17	218	Er3
	0900		6	1055	16.8	7.36	2.03	217	Er3
Static at Time Sampled		Total Gallons Purged		Sample Time					
37.82		6		0910					
Comments:									

Well No. U-5

Purge Method: HB

Depth to Water (feet): 36.15

Depth to Product (feet): _____

Total Depth (feet): 47.05

LPH & Water Recovered (gallons): _____

Water Column (feet): 10.90

Casing Diameter (Inches): 2"

80% Recharge Depth(feet): 38.33

1 Well Volume (gallons): 2

Time Start	Time Stop	Depth to Water (feet)	Volume Purged (gallons)	Conductivity (µS/cm)	Temperature (F, C)	pH	D.O. (mg/L)	ORP	Turbidity
Pre-Purge							2.57	226	33
0759			2	1089	17.3	7.44	1.55	230	850
			4	1071	16.7	7.34	1.64	228	Er3
	0817		6	1057	16.7	7.34	1.70	226	Er3
Static at Time Sampled		Total Gallons Purged		Sample Time					
37.95		6		0824					
Comments:									

GROUNDWATER SAMPLING FIELD NOTES

Technician: JOE

Site: 4186

Project No.: 183487.0035.1721

Date: 12/03/11

Well No. U-7

Purge Method: SWB

Depth to Water (feet): 35.45

Depth to Product (feet):

Total Depth (feet): 44.39

LPH & Water Recovered (gallons):

Water Column (feet): 8.94

Casing Diameter (Inches): 2"

80% Recharge Depth(feet): 37.23

1 Well Volume (gallons): 2

Time Start	Time Stop	Depth to Water (feet)	Volume Purged (gallons)	Conductivity (µS/cm)	Temperature (F (C))	pH	D.O. (mg/L)	ORP	Turbidity
Pre-Purge							1.22	101	169
0953	0957		2	1094	14.4	7.47	0.70	85	25.7
			4						
			6						
		Static at Time Sampled		Total Gallons Purged		Sample Time			
		37.20		3		1259			
Comments: APPROX. PUMP DEPTH 40.45, AT 2 GALS APPROX PUMP DEPTH 44.00 WELL DRY AT 3 GALS, DID NOT RECHARGE FOR 45 mins.									

Well No. U-3

Purge Method: HB

Depth to Water (feet): 31.97

Depth to Product (feet):

Total Depth (feet): 33.43

LPH & Water Recovered (gallons):

Water Column (feet): 1.46

Casing Diameter (Inches): 2"

80% Recharge Depth(feet): 32.26

1 Well Volume (gallons): 1

Time Start	Time Stop	Depth to Water (feet)	Volume Purged (gallons)	Conductivity (µS/cm)	Temperature (F (C))	pH	D.O. (mg/L)	ORP	Turbidity
Pre-Purge							0.90	143	603
0850	0854		1	929.2	17.5	6.83	1.05	10	Er3
			2						
			3						
		Static at Time Sampled		Total Gallons Purged		Sample Time			
		33.33		1		NS			
Comments: DRY AT 1 GAL. DID NOT RECHARGE IN 2 HRS INSUFFICIENT WATER, WELL DRY AFTER 2 HR. RECHARGE TIME UNABLE TO GET SAMPLES									

GROUNDWATER SAMPLING FIELD NOTES

Technician: JOE

Site: 4/86

Project No.: 183487.0035.1721

Date: 12/08/11

Well No. U-11
 Depth to Water (feet): 33.92
 Total Depth (feet): 44.83
 Water Column (feet): 10.91
 80% Recharge Depth(feet): 36.10

Purge Method: SUB
 Depth to Product (feet): _____
 LPH & Water Recovered (gallons): _____
 Casing Diameter (Inches): 2"
 1 Well Volume (gallons): 2

Time Start	Time Stop	Depth to Water (feet)	Volume Purged (gallons)	Conductivity (µS/cm)	Temperature (F, C)	pH	D.O. (mg/L)	ORP	Turbidity
Pre-Purge							1.06	41	293
1010			2	2797	16.6	6.75	0.54	16	674
			4	2803	17.4	6.65	0.57	10	595
	1014		6	2895	18.3	6.72	0.60	16	440
Static at Time Sampled			Total Gallons Purged			Sample Time			
37.31			6			1311			
Comments: APPROX. PUMP DEPTH 38.92 AT 4 Gals 43.92 Did NOT recharge within 2 Hrs.									

Well No. U-9
 Depth to Water (feet): 35.17
 Total Depth (feet): 44.83
 Water Column (feet): 9.71
 80% Recharge Depth(feet): 37.11

Purge Method: SUB
 Depth to Product (feet): _____
 LPH & Water Recovered (gallons): _____
 Casing Diameter (Inches): 2"
 1 Well Volume (gallons): 2

Time Start	Time Stop	Depth to Water (feet)	Volume Purged (gallons)	Conductivity (µS/cm)	Temperature (F, C)	pH	D.O. (mg/L)	ORP	Turbidity
Pre-Purge							3.60	23	477
1050			2	1000	17.5	7.09	0.71	-35	468
			4	1006	18.0	7.02	0.76	-35	779
	1054		6	1030	18.0	6.99	0.78	-38	Er2
Static at Time Sampled			Total Gallons Purged			Sample Time			
36.40			6			1326			
Comments: APPROX. PUMP DEPTH 40.17 AT 2 Gals. 42.17 AT 4 Gals. 43.17									



GROUNDWATER SAMPLING FIELD NOTES

Technician: JOE

Site: 4186

Project No.: 183487.0035.1721

Date: 12/08/11

Well No. U-6

Purge Method: JL sub HB

Depth to Water (feet): 35.27

Depth to Product (feet): _____

Total Depth (feet): 41.40

LPH & Water Recovered (gallons): _____

Water Column (feet): 6.31

Casing Diameter (Inches): 2"

80% Recharge Depth(feet): 36.35

1 Well Volume (gallons): 1

Time Start	Time Stop	Depth to Water (feet)	Volume Purged (gallons)	Conductivity (µS/cm)	Temperature (F/C)	pH	D.O. (mg/L)	ORP	Turbidity
Pre-Purge							0.68	-18	77.7
1114			1	1623	19.4	6.81	0.70	-38	89.9
			2	1615	19.0	6.77	0.66	-39	198
	1125		3	1600	19.0	6.83	0.64	-40	390
Static at Time Sampled			Total Gallons Purged			Sample Time			
36.35			3			1200			
Comments:									

Well No. U-8

Purge Method: SUB

Depth to Water (feet): 34.37

Depth to Product (feet): _____

Total Depth (feet): 44.82

LPH & Water Recovered (gallons): _____

Water Column (feet): 10.45

Casing Diameter (Inches): 2"

80% Recharge Depth(feet): 36.46

1 Well Volume (gallons): 2

Time Start	Time Stop	Depth to Water (feet)	Volume Purged (gallons)	Conductivity (µS/cm)	Temperature (F/C)	pH	D.O. (mg/L)	ORP	Turbidity
Pre-Purge							0.58	50	613
1219			2	1154	17.5	7.20	0.48	-25	Er2
			4	1164	17.8	7.05	0.45	-29	Er2
	1227		6	1155	17.0	7.11	0.43	-32	Er2
Static at Time Sampled			Total Gallons Purged			Sample Time			
36.46			6			1346			
Comments: APPROX. PUMP DEPTH 39.37 AT 4 GALS AT 2 GALS 42.37 AT 4 GALS 43.82									

GROUNDWATER SAMPLING FIELD NOTES

Technician: JOE

Site: 4186

Project No.: 183487.0035-1721

Date: 12/08/11

Well No. W-10

Purge Method: JL ~~SUB~~ HB

Depth to Water (feet): 35.91

Depth to Product (feet): _____

Total Depth (feet): 47.04

LPH & Water Recovered (gallons): _____

Water Column (feet): 11.13

Casing Diameter (Inches): 2"

80% Recharge Depth(feet): 38.13

1 Well Volume (gallons): 2

Time Start	Time Stop	Depth to Water (feet)	Volume Purged (gallons)	Conductivity (µS/cm)	Temperature (F, C)	pH	D.O. (mg/L)	ORP	Turbidity
Pre-Purge							0.32	-11	39.4
0959			2	1103	18.4	7.02	0.52	-31	357
			4	1105	17.9	7.05	0.47	-39	EM2
	0916		6	1110	18.2	7.09	0.43	-39	EM3
Static at Time Sampled			Total Gallons Purged			Sample Time			
38.13			6			0925			
Comments:									

Well No. _____

Purge Method: _____

Depth to Water (feet): _____

Depth to Product (feet): _____

Total Depth (feet): _____

LPH & Water Recovered (gallons): _____

Water Column (feet): _____

Casing Diameter (Inches): _____

80% Recharge Depth(feet): _____

1 Well Volume (gallons): _____

Time Start	Time Stop	Depth to Water (feet)	Volume Purged (gallons)	Conductivity (µS/cm)	Temperature (F, C)	pH	D.O. (mg/L)	ORP	Turbidity
Pre-Purge									
Static at Time Sampled			Total Gallons Purged			Sample Time			
Comments:									

STATEMENT OF NON-COMPLETION OF JOB

DATE OF EVENT: 12/07/11 SITE ID: 4186
TECH: JOE CALLED SUPERVISOR: YES / NO
CALLED PM: YES / NO NAME OF PM: _____

WELL ID: u-1 & u-2 wells dry

WELL ID: _____

WELL ID: _____

STATEMENT OF NON-COMPLETION OF JOB

DATE OF EVENT: 12/08/11 SITE ID: 4186

TECH: JOE CALLED SUPERVISOR: YES / NO

CALLED PM: YES / NO NAME OF PM: _____

WELL ID: U-3 Insufficient water after Purge
and 2 Hr. Recharge, unable to get samples for
TPH-G by GC/MS, BTEX/MTBE/OXYS by 8260B, EDB/EDC by 8260B
Ethanol by 8260B, sulfate, Nitrate, Dissolved Ferrous Iron by 350FEB,
Methane by EPA 8015B

WELL ID: _____

WELL ID: _____

WELL BOX CONDITION REPORT

SITE NO. 4196

ADDRESS 1771 FIRST ST.

DATE 12/07/11

PERFORMED BY: JOE

PAGE 1 OF 1

Well Name	Current Well Box Size	# of Ears	# of Stipped Ears	# of Broken Ears	# of Broken Bolts	# of Missing Bolts	Seal Damaged	Missing Lid	Broken Lid	Well Box is Exposed	Well Box is Below Grade	Unable to Access	Unable to Locate	Foundation Damaged	Paved Over	Street Well	Saw Cut Needed	System Well	USA Marked Well	Comments
U-12	12"	2																		
U-1	12"	2																		
U-15	12"	2																		
U-2	18"	2																		
U-14	12"	2																		
U-13	12"	2																		
U-4	12"	2																		
U-5	12"	2																		
U-7	18"	2																		
U-3	18"	2																		
U-11	12"	2																		
U-9	12"	2																		
U-6	8"	2																	✓	
U-8	12"	2																		
U-10	12"	2																		

CHAIN OF CUSTODY FORM

Union Oil Company of California ■ 6101 Bollinger Canyon Road ■ San Ramon, CA 94583

COC 1 of 1

Union Oil Site ID: <u>4186</u>				Union Oil Consultant: <u>CRA</u>		ANALYSES REQUIRED																																																																																																																																																																																																																												
Site Global ID: <u>T0600101777</u>				Consultant Contact: <u>MICHAEL McDONALD</u>		TPH - Diesel by EPA 8015	TPH - G by GC/MS	BTEX/MTBE/OXYS by EPA 8260B	Ethanol by EPA 8260B / LDB/LC by GC/MS	EPA 8260B Full List with OXYS	Sulfate, Nitrate, Nitrite, Methane, Mercaptans	Dissolved, Trace, Total by GC/MS	Heavy Metals by ICP	TPS by 1601 Dissolved CAM, TPC	Chloride, Fluoride, Dissolved Metals (Ca, Mg, K, Mn)	Total CAM 17 metals	Turnaround Time (TAT):																																																																																																																																																																																																																	
Site Address: <u>1771 FIRST ST. Livermore</u>				Consultant Phone No.: <u>949-648-1235</u>													Standard <input checked="" type="checkbox"/> 24 Hours <input type="checkbox"/>																																																																																																																																																																																																																	
Union Oil PM: <u>BOYA RAMON</u>				Sampling Company: <u>TRC</u>													48 Hours <input type="checkbox"/> 72 Hours <input type="checkbox"/>																																																																																																																																																																																																																	
Union Oil PM Phone No.: <u>925-790-6270</u>				Sampled By (PRINT): <u>JOE D. LEWIS</u>													Special Instructions																																																																																																																																																																																																																	
Charge Code: <u>NWRB-0 351721 -0- LAB</u>				Sampler Signature: <u>[Signature]</u>																																																																																																																																																																																																																														
<p><i>This is a LEGAL document. ALL fields must be filled out CORRECTLY and COMPLETELY.</i></p>				BC Laboratories, Inc. Project Manager: <u>Molly Meyers</u> 4100 Atlas Court, Bakersfield, CA 93308 Phone No. 661-327-4911		Notes / Comments																																																																																																																																																																																																																												
<table border="1" style="width:100%; border-collapse: collapse;"> <thead> <tr> <th colspan="4">SAMPLE ID</th> <th rowspan="2">Sample Time</th> <th rowspan="2"># of Containers</th> <th rowspan="2">TPH - Diesel by EPA 8015</th> <th rowspan="2">TPH - G by GC/MS</th> <th rowspan="2">BTEX/MTBE/OXYS by EPA 8260B</th> <th rowspan="2">Ethanol by EPA 8260B / LDB/LC by GC/MS</th> <th rowspan="2">EPA 8260B Full List with OXYS</th> <th rowspan="2">Sulfate, Nitrate, Nitrite, Methane, Mercaptans</th> <th rowspan="2">Dissolved, Trace, Total by GC/MS</th> <th rowspan="2">Heavy Metals by ICP</th> <th rowspan="2">TPS by 1601 Dissolved CAM, TPC</th> <th rowspan="2">Chloride, Fluoride, Dissolved Metals (Ca, Mg, K, Mn)</th> <th rowspan="2">Total CAM 17 metals</th> </tr> <tr> <th>Field Point Name</th> <th>Matrix</th> <th>DTW</th> <th>Date (yymmdd)</th> </tr> </thead> <tbody> <tr> <td>U-7</td> <td>W-S-A</td> <td></td> <td>11/12/08</td> <td>1259</td> <td>7</td> <td></td> <td>X</td> <td>X</td> <td>X</td> <td>X</td> <td>X</td> <td></td> <td></td> <td></td> <td></td> <td></td> <td></td> </tr> <tr> <td>U-11</td> <td>W-S-A</td> <td></td> <td></td> <td>1311</td> <td>9</td> <td></td> <td></td> <td></td> <td></td> <td></td> <td></td> <td>X</td> <td>X</td> <td>X</td> <td></td> <td></td> <td></td> </tr> <tr> <td>U-9</td> <td>W-S-A</td> <td></td> <td></td> <td>1326</td> <td>9</td> <td></td> <td></td> <td></td> <td></td> <td></td> <td></td> <td>X</td> <td>X</td> <td>X</td> <td></td> <td></td> <td></td> </tr> <tr> <td>U-6</td> <td>W-S-A</td> <td></td> <td></td> <td>1200</td> <td>7</td> <td></td> <td></td> <td></td> <td></td> <td></td> <td></td> <td></td> <td></td> <td></td> <td></td> <td></td> <td></td> </tr> <tr> <td>U-8</td> <td>W-S-A</td> <td></td> <td></td> <td>1346</td> <td>9</td> <td></td> <td></td> <td></td> <td></td> <td></td> <td></td> <td>X</td> <td>X</td> <td>X</td> <td></td> <td></td> <td></td> </tr> <tr> <td>U-10</td> <td>W-S-A</td> <td></td> <td></td> <td>0925</td> <td>9</td> <td></td> <td></td> <td></td> <td></td> <td></td> <td></td> <td>X</td> <td>X</td> <td>X</td> <td></td> <td></td> <td></td> </tr> <tr> <td></td> <td>W-S-A</td> <td></td> <td></td> <td></td> <td></td> <td></td> <td></td> <td></td> <td></td> <td></td> <td></td> <td></td> <td></td> <td></td> <td></td> <td></td> <td></td> </tr> <tr> <td></td> <td>W-S-A</td> <td></td> <td></td> <td></td> <td></td> <td></td> <td></td> <td></td> <td></td> <td></td> <td></td> <td></td> <td></td> <td></td> <td></td> <td></td> <td></td> </tr> <tr> <td></td> <td>W-S-A</td> <td></td> <td></td> <td></td> <td></td> <td></td> <td></td> <td></td> <td></td> <td></td> <td></td> <td></td> <td></td> <td></td> <td></td> <td></td> <td></td> </tr> <tr> <td></td> <td>W-S-A</td> <td></td> <td></td> <td></td> <td></td> <td></td> <td></td> <td></td> <td></td> <td></td> <td></td> <td></td> <td></td> <td></td> <td></td> <td></td> <td></td> </tr> <tr> <td></td> <td>W-S-A</td> <td></td> <td></td> <td></td> <td></td> <td></td> <td></td> <td></td> <td></td> <td></td> <td></td> <td></td> <td></td> <td></td> <td></td> <td></td> <td></td> </tr> </tbody> </table>								SAMPLE ID				Sample Time	# of Containers	TPH - Diesel by EPA 8015	TPH - G by GC/MS	BTEX/MTBE/OXYS by EPA 8260B	Ethanol by EPA 8260B / LDB/LC by GC/MS	EPA 8260B Full List with OXYS	Sulfate, Nitrate, Nitrite, Methane, Mercaptans	Dissolved, Trace, Total by GC/MS	Heavy Metals by ICP	TPS by 1601 Dissolved CAM, TPC	Chloride, Fluoride, Dissolved Metals (Ca, Mg, K, Mn)	Total CAM 17 metals	Field Point Name	Matrix	DTW	Date (yymmdd)	U-7	W-S-A		11/12/08	1259	7		X	X	X	X	X							U-11	W-S-A			1311	9							X	X	X				U-9	W-S-A			1326	9							X	X	X				U-6	W-S-A			1200	7													U-8	W-S-A			1346	9							X	X	X				U-10	W-S-A			0925	9							X	X	X					W-S-A																		W-S-A																		W-S-A																		W-S-A																		W-S-A																
SAMPLE ID				Sample Time	# of Containers	TPH - Diesel by EPA 8015	TPH - G by GC/MS	BTEX/MTBE/OXYS by EPA 8260B	Ethanol by EPA 8260B / LDB/LC by GC/MS	EPA 8260B Full List with OXYS	Sulfate, Nitrate, Nitrite, Methane, Mercaptans														Dissolved, Trace, Total by GC/MS	Heavy Metals by ICP	TPS by 1601 Dissolved CAM, TPC	Chloride, Fluoride, Dissolved Metals (Ca, Mg, K, Mn)	Total CAM 17 metals																																																																																																																																																																																																					
Field Point Name	Matrix	DTW	Date (yymmdd)																																																																																																																																																																																																																															
U-7	W-S-A		11/12/08	1259	7		X	X	X	X	X																																																																																																																																																																																																																							
U-11	W-S-A			1311	9							X	X	X																																																																																																																																																																																																																				
U-9	W-S-A			1326	9							X	X	X																																																																																																																																																																																																																				
U-6	W-S-A			1200	7																																																																																																																																																																																																																													
U-8	W-S-A			1346	9							X	X	X																																																																																																																																																																																																																				
U-10	W-S-A			0925	9							X	X	X																																																																																																																																																																																																																				
	W-S-A																																																																																																																																																																																																																																	
	W-S-A																																																																																																																																																																																																																																	
	W-S-A																																																																																																																																																																																																																																	
	W-S-A																																																																																																																																																																																																																																	
	W-S-A																																																																																																																																																																																																																																	
Relinquished By: <u>Joe D. Lewis TRC</u> Company: <u>TRC</u> Date / Time: <u>12/08/11 1505</u>				Relinquished By: _____ Company: _____ Date / Time: _____				Relinquished By: _____ Company: _____ Date / Time: _____																																																																																																																																																																																																																										
Received By: <u>Molly Meyers BC Labs</u> Company: <u>BC Labs</u> Date / Time: <u>12-8-11 1505</u>				Received By: _____ Company: _____ Date / Time: _____				Received By: _____ Company: _____ Date / Time: _____																																																																																																																																																																																																																										

CHAIN OF CUSTODY FORM

Union Oil Company of California ■ 6101 Bollinger Canyon Road ■ San Ramon, CA 94583

COC 1 of 1

Union Oil Site ID: <u>4186</u>				Union Oil Consultant: <u>CRA</u>				ANALYSES REQUIRED													
Site Global ID: <u>T0600101777</u>				Consultant Contact: <u>Michael McDonald</u>				TPH - Diesel by EPA 8015	TPH - G by GC/MS	BTEX/MTBE/OXYS by EPA 8260B	Ethanol by EPA 8260B / COBLEN by UOB	EPA 8260B Full List with OXYS	Sulfate Nitrate	Dissolved Chloride by EPA 8015	Methane by EPA 8015B	Petroleum Chromatogram by GC/MS	TDS by 160-µ Dissolved Carbon	Chloride / Metals / Dissolved Metals (Ca, Mg, K, Mn)	Total CAM 17 Metals	Turnaround Time (TAT):	
Site Address: <u>1771 FIRST ST. Livermore</u>				Consultant Phone No.: <u>447-648-5230</u>																Standard <input checked="" type="checkbox"/>	24 Hours <input type="checkbox"/>
Union Oil PM: <u>Roxa Kambin</u>				Sampling Company: <u>TRC</u>																48 Hours <input type="checkbox"/>	72 Hours <input type="checkbox"/>
Union Oil PM Phone No.: <u>925-790-6210</u>				Sampled By (PRINT): <u>JOE D. LEWIS</u>				Special Instructions													
Charge Code: <u>NWRTB-0 351721 -0- LAB</u>				Sampler Signature: <u>[Signature]</u>																	
This is a LEGAL document. ALL fields must be filled out CORRECTLY and COMPLETELY.				BC Laboratories, Inc. Project Manager: Molly Meyers 4100 Atlas Court, Bakersfield, CA 93308 Phone No. 661-327-4911				Notes / Comments													
				SAMPLE ID																	
Field Point Name	Matrix	DTW	Date (yymmdd)	Sample Time	# of Containers																
<u>U-12</u>	<u>W-S-A</u>		<u>12/12/07</u>	<u>1053</u>	<u>7</u>			<input checked="" type="checkbox"/>	<input checked="" type="checkbox"/>	<input checked="" type="checkbox"/>		<input checked="" type="checkbox"/>	<input checked="" type="checkbox"/>	<input checked="" type="checkbox"/>							
<u>U-15</u>	<u>W-S-A</u>			<u>1205</u>	<u>9</u>										<input checked="" type="checkbox"/>	<input checked="" type="checkbox"/>	<input checked="" type="checkbox"/>				
<u>U-14</u>	<u>W-S-A</u>			<u>1257</u>	<u>7</u>																
<u>U-13</u>	<u>W-S-A</u>			<u>1417</u>	<u>9</u>									<input checked="" type="checkbox"/>	<input checked="" type="checkbox"/>	<input checked="" type="checkbox"/>					
<u>U-4</u>	<u>W-S-A</u>			<u>0910</u>	<u>9</u>									<input checked="" type="checkbox"/>	<input checked="" type="checkbox"/>	<input checked="" type="checkbox"/>					
<u>U-5</u>	<u>W-S-A</u>			<u>0824</u>	<u>7</u>																
	<u>W-S-A</u>																				
	<u>W-S-A</u>																				
	<u>W-S-A</u>																				
	<u>W-S-A</u>																				
	<u>W-S-A</u>																				
Relinquished By			Company	Date / Time: <u>152 / 12/07/11</u>		Relinquished By			Company	Date / Time:		Relinquished By			Company	Date / Time:					
<u>Joe D. Lewis</u>			<u>TRC</u>																		
Received By			Company	Date / Time: <u>12-7-11 15:30</u>		Received By			Company	Date / Time:		Received By			Company	Date / Time:					
<u>Mary Bogan</u>			<u>BC Labs</u>																		

TRC SOLUTIONS
TECHNICAL SERVICES REQUEST FORM
05-Dec-11

Site ID: 4186
Address 1771 First Street
City: Livermore
Cross Street South N St.

Project No.: 183487.0035.1721 / 00TA01
Client: Roya Kambin
Contact #: 925-790-6270
PM: Michael McDonald CRA
PM Contact #: 949-648-5235

Total number of wells: 15 **Min. Well Diameter (in.):** 2 **# of Techs, # of Hrs:** 1, 6
Depth to Water (ft.): 33 **Max. Well Diameter (in.):** 2 **Travel Time (hrs):**
Max. Well Depth (ft): 47

ACTIVITIES:	Frequency	Notes
Gauging:	<input checked="" type="checkbox"/> Semi Q2/Q4	
Purge/Sampling:	<input checked="" type="checkbox"/> Semi Q2/Q4	
No Purge/Sample	<input type="checkbox"/>	

RELATED ACTIVITIES	Note
Drums:	<input checked="" type="checkbox"/>
Other Activities:	<input type="checkbox"/>
Traffic Control:	<input checked="" type="checkbox"/> City of Livermore

PERMIT INFORMATION:

NOTIFICATIONS:

Thomas T. Vadakkekunnel, station owner, CTV Enterprises: 925-455-0919

SITE INFORMATION:

Take field measurements after each casing volume purged.

Ozone sparge system on site. O&M company is EnvironStrategies. If there are any problems with the system please call Darren Azarian @ 818-968-5864.

TRC SOLUTIONS
TECHNICAL SERVICES REQUEST FORM

05-Dec-11

Site ID: 4186
Address 1771 First Street
City: Livermore
Cross Street South N St.

Project No.: 183487.0035.1721 / 00TA01
Client: Roya Kambin
Contact #: 925-790-6270
PM: Michael McDonald CRA
PM Contact #: 949-648-5235

LAB INFORMATION:

Global ID: T0600101777
Lab WO: 351721

Lab Used: BC Labs

Lab Notes: Lab Analyses for all wells:
TPH-G by GC/MS, BTEX/MTBE/OXYS by 8260B, EDB/EDC by 8260B, Ethanol by 8260B [Containers: 3 voas w/HCl]
Sulfate, Nitrate [Container: one 1L plastic unpreserved]
Dissolved Ferrous Iron by 350FE+B [Container: one 500 mL poly unpreserved]
Methane by EPA 8015B [containers: 2 unpreserved voas]

Additional Analyses for wells U-1, U-2, U-4, U-8, U-9, U-10, U-11, U-13 and U-15:
Hexavalent Chromium by 6010, TDS by 160.1, Dissolved CAM 17 Metals, Chloride, Fluoride, Dissolved Metals (Ca, Na, Mg, K, Mn) [Container: one 1L plastic unpreserved]
Total CAM 17 Metals [Container: one 1Pt poly w/HNO3]

TRC SOLUTIONS
TECHNICAL SERVICES REQUEST FORM

05-Dec-11

Site ID.: 4186
 Address 1771 First Street
 City: Livemore
 Cross Street South N St.

Well IDs	Benz.	MTBE	Gauging				Sampling				Field Measurements			Comments	
			Q1	Q2	Q3	Q4	Q1	Q2	Q3	Q4	Pre-Purge	Post-Purge	Type		
U-2	0	0	<input type="checkbox"/>	<input checked="" type="checkbox"/>	<input type="checkbox"/>	<input checked="" type="checkbox"/>	<input type="checkbox"/>	<input checked="" type="checkbox"/>	<input type="checkbox"/>	<input checked="" type="checkbox"/>	<input checked="" type="checkbox"/>	<input checked="" type="checkbox"/>	<input checked="" type="checkbox"/>	D.O., ORP, Turbidity	2" casing
U-15	0	0	<input type="checkbox"/>	<input checked="" type="checkbox"/>	<input type="checkbox"/>	<input checked="" type="checkbox"/>	<input type="checkbox"/>	<input checked="" type="checkbox"/>	<input type="checkbox"/>	<input checked="" type="checkbox"/>	<input checked="" type="checkbox"/>	<input checked="" type="checkbox"/>	<input checked="" type="checkbox"/>	D.O., ORP, Turbidity	
U-14	0	0	<input type="checkbox"/>	<input checked="" type="checkbox"/>	<input type="checkbox"/>	<input checked="" type="checkbox"/>	<input type="checkbox"/>	<input checked="" type="checkbox"/>	<input type="checkbox"/>	<input checked="" type="checkbox"/>	<input checked="" type="checkbox"/>	<input checked="" type="checkbox"/>	<input checked="" type="checkbox"/>	D.O., ORP, Turbidity	
U-13	0	0	<input type="checkbox"/>	<input checked="" type="checkbox"/>	<input type="checkbox"/>	<input checked="" type="checkbox"/>	<input type="checkbox"/>	<input checked="" type="checkbox"/>	<input type="checkbox"/>	<input checked="" type="checkbox"/>	<input checked="" type="checkbox"/>	<input checked="" type="checkbox"/>	<input checked="" type="checkbox"/>	D.O., ORP, Turbidity	
U-12	0	0	<input type="checkbox"/>	<input checked="" type="checkbox"/>	<input type="checkbox"/>	<input checked="" type="checkbox"/>	<input type="checkbox"/>	<input checked="" type="checkbox"/>	<input type="checkbox"/>	<input checked="" type="checkbox"/>	<input checked="" type="checkbox"/>	<input checked="" type="checkbox"/>	<input checked="" type="checkbox"/>	D.O., ORP, Turbidity	
U-1	0	0	<input type="checkbox"/>	<input checked="" type="checkbox"/>	<input type="checkbox"/>	<input checked="" type="checkbox"/>	<input type="checkbox"/>	<input checked="" type="checkbox"/>	<input type="checkbox"/>	<input checked="" type="checkbox"/>	<input checked="" type="checkbox"/>	<input checked="" type="checkbox"/>	<input checked="" type="checkbox"/>	D.O., ORP, Turbidity	2" casing
U-4	0	14	<input type="checkbox"/>	<input checked="" type="checkbox"/>	<input type="checkbox"/>	<input checked="" type="checkbox"/>	<input type="checkbox"/>	<input checked="" type="checkbox"/>	<input type="checkbox"/>	<input checked="" type="checkbox"/>	<input checked="" type="checkbox"/>	<input checked="" type="checkbox"/>	<input checked="" type="checkbox"/>	D.O., ORP, Turbidity	2" casing
U-5	0	55	<input type="checkbox"/>	<input checked="" type="checkbox"/>	<input type="checkbox"/>	<input checked="" type="checkbox"/>	<input type="checkbox"/>	<input checked="" type="checkbox"/>	<input type="checkbox"/>	<input checked="" type="checkbox"/>	<input checked="" type="checkbox"/>	<input checked="" type="checkbox"/>	<input checked="" type="checkbox"/>	D.O., ORP, Turbidity	2" casing
U-7	4.6	33	<input type="checkbox"/>	<input checked="" type="checkbox"/>	<input type="checkbox"/>	<input checked="" type="checkbox"/>	<input type="checkbox"/>	<input checked="" type="checkbox"/>	<input type="checkbox"/>	<input checked="" type="checkbox"/>	<input checked="" type="checkbox"/>	<input checked="" type="checkbox"/>	<input checked="" type="checkbox"/>	D.O., ORP, Turbidity	2" casing
U-3	4.9	39	<input type="checkbox"/>	<input checked="" type="checkbox"/>	<input type="checkbox"/>	<input checked="" type="checkbox"/>	<input type="checkbox"/>	<input checked="" type="checkbox"/>	<input type="checkbox"/>	<input checked="" type="checkbox"/>	<input checked="" type="checkbox"/>	<input checked="" type="checkbox"/>	<input checked="" type="checkbox"/>	D.O., ORP, Turbidity	2" casing
U-11	8.3	3600	<input type="checkbox"/>	<input checked="" type="checkbox"/>	<input type="checkbox"/>	<input checked="" type="checkbox"/>	<input type="checkbox"/>	<input checked="" type="checkbox"/>	<input type="checkbox"/>	<input checked="" type="checkbox"/>	<input checked="" type="checkbox"/>	<input checked="" type="checkbox"/>	<input checked="" type="checkbox"/>	D.O., ORP, Turbidity	
U-9	11	65	<input type="checkbox"/>	<input checked="" type="checkbox"/>	<input type="checkbox"/>	<input checked="" type="checkbox"/>	<input type="checkbox"/>	<input checked="" type="checkbox"/>	<input type="checkbox"/>	<input checked="" type="checkbox"/>	<input checked="" type="checkbox"/>	<input checked="" type="checkbox"/>	<input checked="" type="checkbox"/>	D.O., ORP, Turbidity	
U-6	22	8.3	<input type="checkbox"/>	<input checked="" type="checkbox"/>	<input type="checkbox"/>	<input checked="" type="checkbox"/>	<input type="checkbox"/>	<input checked="" type="checkbox"/>	<input type="checkbox"/>	<input checked="" type="checkbox"/>	<input checked="" type="checkbox"/>	<input checked="" type="checkbox"/>	<input checked="" type="checkbox"/>	D.O., ORP, Turbidity	2" casing
U-8	27	1.3	<input type="checkbox"/>	<input checked="" type="checkbox"/>	<input type="checkbox"/>	<input checked="" type="checkbox"/>	<input type="checkbox"/>	<input checked="" type="checkbox"/>	<input type="checkbox"/>	<input checked="" type="checkbox"/>	<input checked="" type="checkbox"/>	<input checked="" type="checkbox"/>	<input checked="" type="checkbox"/>	D.O., ORP, Turbidity	
U-10	420	350	<input type="checkbox"/>	<input checked="" type="checkbox"/>	<input type="checkbox"/>	<input checked="" type="checkbox"/>	<input type="checkbox"/>	<input checked="" type="checkbox"/>	<input type="checkbox"/>	<input checked="" type="checkbox"/>	<input checked="" type="checkbox"/>	<input checked="" type="checkbox"/>	<input checked="" type="checkbox"/>	D.O., ORP, Turbidity	

ATTACHMENT B

LABORATORY ANALYTICAL REPORT



Date of Report: 12/22/2011

Jim Schneider

Conestoga-Rovers & Associates

5900 Hollis St. Suite A

Emeryville, CA 94608

Project: 4186

BC Work Order: 1120089

Invoice ID: B113622

Enclosed are the results of analyses for samples received by the laboratory on 12/7/2011. If you have any questions concerning this report, please feel free to contact me.

Sincerely,

Contact Person: Molly Meyers
Client Service Rep

Authorized Signature

Certifications: CA ELAP #1186; NV #CA00014



Table of Contents

Sample Information

Chain of Custody and Cooler Receipt form.....	3
Laboratory / Client Sample Cross Reference.....	5

Sample Results

1120089-01 - U-12-W-111207	
Volatile Organic Analysis (EPA Method 8260).....	7
Gas Testing in Water.....	8
Water Analysis (General Chemistry).....	9
1120089-02 - U-15-W-111207	
Volatile Organic Analysis (EPA Method 8260).....	10
Gas Testing in Water.....	11
Water Analysis (General Chemistry).....	12
Water Analysis (Metals).....	13
1120089-03 - U-14-W-111207	
Volatile Organic Analysis (EPA Method 8260).....	15
Gas Testing in Water.....	16
Water Analysis (General Chemistry).....	17
1120089-04 - U-13-W-111207	
Volatile Organic Analysis (EPA Method 8260).....	18
Gas Testing in Water.....	19
Water Analysis (General Chemistry).....	20
Water Analysis (Metals).....	21
1120089-05 - U-4-W-111207	
Volatile Organic Analysis (EPA Method 8260).....	23
Gas Testing in Water.....	24
Water Analysis (General Chemistry).....	25
Water Analysis (Metals).....	26
1120089-06 - U-5-W-111207	
Volatile Organic Analysis (EPA Method 8260).....	28
Gas Testing in Water.....	29
Water Analysis (General Chemistry).....	30

Quality Control Reports

Volatile Organic Analysis (EPA Method 8260)	
Method Blank Analysis.....	31
Laboratory Control Sample.....	32
Precision and Accuracy.....	33
Gas Testing in Water	
Method Blank Analysis.....	34
Laboratory Control Sample.....	35
Water Analysis (General Chemistry)	
Method Blank Analysis.....	36
Laboratory Control Sample.....	37
Precision and Accuracy.....	38
Water Analysis (Metals)	
Method Blank Analysis.....	39
Laboratory Control Sample.....	41
Precision and Accuracy.....	43

Notes

Notes and Definitions.....	46
----------------------------	----



BC LABORATORIES INC. SAMPLE RECEIPT FORM Rev. No. 12 06/24/08 Page 1 of 1

Submission #: 11-20089

SHIPPING INFORMATION
 Federal Express UPS Hand Delivery
 BC Lab Field Service Other (Specify) _____

SHIPPING CONTAINER
 Ice Chest None
 Box Other (Specify) _____

Refrigerant: Ice Blue Ice None Other Comments: _____

Custody Seals Ice Chest Containers None Comments: _____
 Intact? Yes No Intact? Yes No

All samples received? Yes No All samples containers intact? Yes No Description(s) match COC? Yes No

COC Received YES NO
 Emissivity: 0.98 Container: QTY Thermometer ID: 177
 Temperature: A 1.4 °C / C 1.7 °C
 Date/Time 12-7-11 2125
 Analyst Init JLDW

SAMPLE CONTAINERS	SAMPLE NUMBERS									
	1	2	3	4	5	6	7	8	9	10
QT GENERAL MINERAL/GENERAL PHYSICAL	C	CD	C	CD	CD	C				
PT PE UNPRESERVED	D	E	D	E	E	D				
QT INORGANIC CHEMICAL METALS										
PT INORGANIC CHEMICAL METALS		F		F	F					
PT CYANIDE										
PT NITROGEN FORMS										
PT TOTAL SULFIDE										
2oz. NITRATE / NITRITE										
PT TOTAL ORGANIC CARBON										
PT TOX										
PT CHEMICAL OXYGEN DEMAND										
PTa PHENOLICS										
40ml VOA VIAL TRAVEL BLANK										
40ml VOA VIAL	A B	A B	A B	A B	A B	A B				
QT EPA 413.1, 413.2, 418.1										
PT ODOR										
RADIOLOGICAL										
BACTERIOLOGICAL										
40 ml VOA VIAL-504 methane	B2	B2	B2	B2	B2	B2				
QT EPA 508/608/8080										
QT EPA 515.1/8150										
QT EPA 525										
QT EPA 525 TRAVEL BLANK										
100ml EPA 547										
100ml EPA 531.1										
QT EPA 548										
QT EPA 549										
QT EPA 632										
QT EPA 8015M										
QT AMBER										
8 OZ. JAR										
32 OZ. JAR										
SOIL SLEEVE										
PCB VIAL										
PLASTIC BAG										
FERROUS IRON										
ENCORE										

Comments: _____
 Sample Numbering Completed By: JLDW Date/Time: 12-7-11 2303
 A = Actual / C = Corrected
 [H:\DOCS\WP\00LAB_DOCS\FORMS\SAMREC2.WPD]



Conestoga-Rovers & Associates
5900 Hollis St. Suite A
Emeryville, CA 94608

Reported: 12/22/2011 10:56
Project: 4186
Project Number: 351721
Project Manager: Jim Schneider

Laboratory / Client Sample Cross Reference

Laboratory	Client Sample Information
------------	---------------------------

1120089-01	COC Number: --- Project Number: 4186 Sampling Location: --- Sampling Point: U-12-W-111207 Sampled By: TRCI	Receive Date: 12/07/2011 21:00 Sampling Date: 12/07/2011 10:53 Sample Depth: --- Lab Matrix: Water Sample Type: Groundwater Delivery Work Order: Global ID: T0600101777 Location ID (FieldPoint): U-12 Matrix: W Sample QC Type (SACode): CS Cooler ID:
-------------------	---	--

1120089-02	COC Number: --- Project Number: 4186 Sampling Location: --- Sampling Point: U-15-W-111207 Sampled By: TRCI	Receive Date: 12/07/2011 21:00 Sampling Date: 12/07/2011 12:05 Sample Depth: --- Lab Matrix: Water Sample Type: Groundwater Metal Analysis: 2-Lab Filtered and Acidified Delivery Work Order: Global ID: T0600101777 Location ID (FieldPoint): U-15 Matrix: W Sample QC Type (SACode): CS Cooler ID:
-------------------	---	--

1120089-03	COC Number: --- Project Number: 4186 Sampling Location: --- Sampling Point: U-14-W-111207 Sampled By: TRCI	Receive Date: 12/07/2011 21:00 Sampling Date: 12/07/2011 12:57 Sample Depth: --- Lab Matrix: Water Sample Type: Groundwater Delivery Work Order: Global ID: T0600101777 Location ID (FieldPoint): U-14 Matrix: W Sample QC Type (SACode): CS Cooler ID:
-------------------	---	--



Conestoga-Rovers & Associates
5900 Hollis St. Suite A
Emeryville, CA 94608

Reported: 12/22/2011 10:56
Project: 4186
Project Number: 351721
Project Manager: Jim Schneider

Laboratory / Client Sample Cross Reference

Laboratory	Client Sample Information
------------	---------------------------

1120089-04	COC Number: --- Project Number: 4186 Sampling Location: --- Sampling Point: U-13-W-111207 Sampled By: TRCI	Receive Date: 12/07/2011 21:00 Sampling Date: 12/07/2011 14:17 Sample Depth: --- Lab Matrix: Water Sample Type: Groundwater Metal Analysis: 2-Lab Filtered and Acidified Delivery Work Order: Global ID: T0600101777 Location ID (FieldPoint): U-13 Matrix: W Sample QC Type (SACode): CS Cooler ID:
-------------------	---	--

1120089-05	COC Number: --- Project Number: 4186 Sampling Location: --- Sampling Point: U-4-W-111207 Sampled By: TRCI	Receive Date: 12/07/2011 21:00 Sampling Date: 12/07/2011 09:10 Sample Depth: --- Lab Matrix: Water Sample Type: Groundwater Metal Analysis: 2-Lab Filtered and Acidified Delivery Work Order: Global ID: T0600101777 Location ID (FieldPoint): U-4 Matrix: W Sample QC Type (SACode): CS Cooler ID:
-------------------	--	---

1120089-06	COC Number: --- Project Number: 4186 Sampling Location: --- Sampling Point: U-5-W-111207 Sampled By: TRCI	Receive Date: 12/07/2011 21:00 Sampling Date: 12/07/2011 08:24 Sample Depth: --- Lab Matrix: Water Sample Type: Groundwater Delivery Work Order: Global ID: T0600101777 Location ID (FieldPoint): U-5 Matrix: W Sample QC Type (SACode): CS Cooler ID:
-------------------	--	---



Conestoga-Rovers & Associates
5900 Hollis St. Suite A
Emeryville, CA 94608

Reported: 12/22/2011 10:56
Project: 4186
Project Number: 351721
Project Manager: Jim Schneider

Volatile Organic Analysis (EPA Method 8260)

BCL Sample ID: 1120089-01	Client Sample Name: 4186, U-12-W-111207, 12/7/2011 10:53:00AM
----------------------------------	--

Constituent	Result	Units	PQL	Method	MB Bias	Lab Quals	Run #
Benzene	ND	ug/L	0.50	EPA-8260	ND		1
1,2-Dibromoethane	ND	ug/L	0.50	EPA-8260	ND		1
1,2-Dichloroethane	ND	ug/L	0.50	EPA-8260	ND		1
Ethylbenzene	ND	ug/L	0.50	EPA-8260	ND		1
Methyl t-butyl ether	ND	ug/L	0.50	EPA-8260	ND		1
Toluene	ND	ug/L	0.50	EPA-8260	ND		1
Total Xylenes	ND	ug/L	1.0	EPA-8260	ND		1
t-Amyl Methyl ether	ND	ug/L	0.50	EPA-8260	ND		1
t-Butyl alcohol	ND	ug/L	10	EPA-8260	ND		1
Diisopropyl ether	ND	ug/L	0.50	EPA-8260	ND		1
Ethanol	ND	ug/L	250	EPA-8260	ND		1
Ethyl t-butyl ether	ND	ug/L	0.50	EPA-8260	ND		1
Total Purgeable Petroleum Hydrocarbons	ND	ug/L	50	Luft-GC/MS	ND		1
1,2-Dichloroethane-d4 (Surrogate)	110	%	76 - 114 (LCL - UCL)	EPA-8260			1
Toluene-d8 (Surrogate)	97.1	%	88 - 110 (LCL - UCL)	EPA-8260			1
4-Bromofluorobenzene (Surrogate)	106	%	86 - 115 (LCL - UCL)	EPA-8260			1

Run #	Method	Prep Date	Run Date/Time	Analyst	Instrument	Dilution	QC Batch ID
1	EPA-8260	12/12/11	12/12/11 13:15	JMC	MS-V10	1	BUL0777

The results in this report apply to the samples analyzed in accordance with the chain of custody document. This analytical report must be reproduced in its entirety. All results listed in this report are for the exclusive use of the submitting party. BC Laboratories, Inc. assumes no responsibility for report alteration, separation, detachment or third party interpretation.



Conestoga-Rovers & Associates
5900 Hollis St. Suite A
Emeryville, CA 94608

Reported: 12/22/2011 10:56
Project: 4186
Project Number: 351721
Project Manager: Jim Schneider

Gas Testing in Water

BCL Sample ID: 1120089-01	Client Sample Name: 4186, U-12-W-111207, 12/7/2011 10:53:00AM
----------------------------------	--

Constituent	Result	Units	PQL	Method	MB Bias	Lab Quals	Run #
Methane	ND	mg/L	0.0010	RSK-175M	ND		1

Run #	Method	Prep Date	Run Date/Time	Analyst	Instrument	Dilution	QC Batch ID
1	RSK-175M	12/21/11	12/21/11 13:07	JMC	GC-V1	1	BUL1335



Conestoga-Rovers & Associates
5900 Hollis St. Suite A
Emeryville, CA 94608

Reported: 12/22/2011 10:56
Project: 4186
Project Number: 351721
Project Manager: Jim Schneider

Water Analysis (General Chemistry)

BCL Sample ID: 1120089-01	Client Sample Name: 4186, U-12-W-111207, 12/7/2011 10:53:00AM
----------------------------------	--

Constituent	Result	Units	PQL	Method	MB Bias	Lab Quals	Run #
Nitrate as NO3	24	mg/L	0.44	EPA-300.0	ND		1
Sulfate	55	mg/L	1.0	EPA-300.0	ND		1
Iron (II) Species, Dissolved	ND	ug/L	100	SM-3500-FeD	ND		2

Run #	Method	Prep Date	Run		Analyst	Instrument	Dilution	QC
			Date/Time					Batch ID
1	EPA-300.0	12/07/11	12/08/11	03:47	LD1	IC1	1	BUL0512
2	SM-3500-FeD	12/08/11	12/08/11	14:30	MSA	SPEC05	1	BUL1313



Conestoga-Rovers & Associates
5900 Hollis St. Suite A
Emeryville, CA 94608

Reported: 12/22/2011 10:56
Project: 4186
Project Number: 351721
Project Manager: Jim Schneider

Volatile Organic Analysis (EPA Method 8260)

BCL Sample ID: 1120089-02	Client Sample Name: 4186, U-15-W-111207, 12/7/2011 12:05:00PM
----------------------------------	--

Constituent	Result	Units	PQL	Method	MB Bias	Lab Quals	Run #
Benzene	ND	ug/L	0.50	EPA-8260	ND		1
1,2-Dibromoethane	ND	ug/L	0.50	EPA-8260	ND		1
1,2-Dichloroethane	ND	ug/L	0.50	EPA-8260	ND		1
Ethylbenzene	ND	ug/L	0.50	EPA-8260	ND		1
Methyl t-butyl ether	ND	ug/L	0.50	EPA-8260	ND		1
Toluene	ND	ug/L	0.50	EPA-8260	ND		1
Total Xylenes	ND	ug/L	1.0	EPA-8260	ND		1
t-Amyl Methyl ether	ND	ug/L	0.50	EPA-8260	ND		1
t-Butyl alcohol	ND	ug/L	10	EPA-8260	ND		1
Diisopropyl ether	ND	ug/L	0.50	EPA-8260	ND		1
Ethanol	ND	ug/L	250	EPA-8260	ND		1
Ethyl t-butyl ether	ND	ug/L	0.50	EPA-8260	ND		1
Total Purgeable Petroleum Hydrocarbons	ND	ug/L	50	Luft-GC/MS	ND		1
1,2-Dichloroethane-d4 (Surrogate)	109	%	76 - 114 (LCL - UCL)	EPA-8260			1
Toluene-d8 (Surrogate)	99.0	%	88 - 110 (LCL - UCL)	EPA-8260			1
4-Bromofluorobenzene (Surrogate)	103	%	86 - 115 (LCL - UCL)	EPA-8260			1

Run #	Method	Prep Date	Run Date/Time	Analyst	Instrument	Dilution	QC Batch ID
1	EPA-8260	12/12/11	12/12/11 12:57	JMC	MS-V10	1	BUL0777

The results in this report apply to the samples analyzed in accordance with the chain of custody document. This analytical report must be reproduced in its entirety. All results listed in this report are for the exclusive use of the submitting party. BC Laboratories, Inc. assumes no responsibility for report alteration, separation, detachment or third party interpretation.



Conestoga-Rovers & Associates
5900 Hollis St. Suite A
Emeryville, CA 94608

Reported: 12/22/2011 10:56
Project: 4186
Project Number: 351721
Project Manager: Jim Schneider

Gas Testing in Water

BCL Sample ID: 1120089-02	Client Sample Name: 4186, U-15-W-111207, 12/7/2011 12:05:00PM
----------------------------------	--

Constituent	Result	Units	PQL	Method	MB Bias	Lab Quals	Run #
Methane	0.0045	mg/L	0.0010	RSK-175M	ND		1

Run #	Method	Prep Date	Run Date/Time	Analyst	Instrument	Dilution	QC Batch ID
1	RSK-175M	12/21/11	12/21/11 13:04	JMC	GC-V1	1	BUL1334



Conestoga-Rovers & Associates
5900 Hollis St. Suite A
Emeryville, CA 94608

Reported: 12/22/2011 10:56
Project: 4186
Project Number: 351721
Project Manager: Jim Schneider

Water Analysis (General Chemistry)

BCL Sample ID: 1120089-02	Client Sample Name: 4186, U-15-W-111207, 12/7/2011 12:05:00PM
----------------------------------	--

Constituent	Result	Units	PQL	Method	MB Bias	Lab Quals	Run #
Dissolved Calcium	9.6	mg/L	0.10	EPA-6010B	ND		1
Dissolved Magnesium	62	mg/L	0.050	EPA-6010B	ND		1
Dissolved Sodium	77	mg/L	0.50	EPA-6010B	ND		1
Dissolved Potassium	42	mg/L	1.0	EPA-6010B	ND		1
Chloride	81	mg/L	0.50	EPA-300.0	ND		2
Fluoride	0.095	mg/L	0.050	EPA-300.0	ND		2
Nitrate as NO3	22	mg/L	0.44	EPA-300.0	ND		2
Sulfate	51	mg/L	1.0	EPA-300.0	ND		2
Total Dissolved Solids @ 180 C	570	mg/L	33	EPA-160.1	ND		3
Iron (II) Species, Dissolved	ND	ug/L	100	SM-3500-FeD	ND		4

Run #	Method	Prep Date	Run Date/Time	Analyst	Instrument	Dilution	QC Batch ID
1	EPA-6010B	12/08/11	12/09/11 10:05	ARD	PE-OP2	1	BUL0573
2	EPA-300.0	12/07/11	12/08/11 04:27	LD1	IC1	1	BUL0512
3	EPA-160.1	12/13/11	12/13/11 08:00	JES	MANUAL	3.333	BUL0818
4	SM-3500-FeD	12/08/11	12/08/11 14:30	MSA	SPEC05	1	BUL1313

The results in this report apply to the samples analyzed in accordance with the chain of custody document. This analytical report must be reproduced in its entirety. All results listed in this report are for the exclusive use of the submitting party. BC Laboratories, Inc. assumes no responsibility for report alteration, separation, detachment or third party interpretation.



Conestoga-Rovers & Associates
5900 Hollis St. Suite A
Emeryville, CA 94608

Reported: 12/22/2011 10:56
Project: 4186
Project Number: 351721
Project Manager: Jim Schneider

Water Analysis (Metals)

BCL Sample ID: 1120089-02		Client Sample Name: 4186, U-15-W-111207, 12/7/2011 12:05:00PM					
Constituent	Result	Units	PQL	Method	MB Bias	Lab Quals	Run #
Dissolved Antimony	ND	ug/L	100	EPA-6010B	ND		1
Dissolved Arsenic	ND	ug/L	50	EPA-6010B	ND		1
Hexavalent Chromium	26	ug/L	2.0	EPA-7196	ND		2
Dissolved Barium	67	ug/L	10	EPA-6010B	ND		1
Dissolved Beryllium	ND	ug/L	10	EPA-6010B	ND		1
Dissolved Cadmium	ND	ug/L	10	EPA-6010B	ND		1
Dissolved Chromium	26	ug/L	10	EPA-6010B	ND		1
Dissolved Cobalt	ND	ug/L	50	EPA-6010B	ND		1
Dissolved Copper	ND	ug/L	10	EPA-6010B	ND		1
Dissolved Lead	ND	ug/L	50	EPA-6010B	ND		1
Dissolved Manganese	ND	ug/L	10	EPA-6010B	ND		1
Dissolved Mercury	ND	ug/L	0.20	EPA-7470A	ND		3
Dissolved Molybdenum	ND	ug/L	50	EPA-6010B	ND		1
Dissolved Nickel	ND	ug/L	10	EPA-6010B	ND		1
Dissolved Selenium	ND	ug/L	100	EPA-6010B	ND		1
Dissolved Silver	ND	ug/L	10	EPA-6010B	ND		1
Dissolved Thallium	ND	ug/L	100	EPA-6010B	ND		1
Dissolved Vanadium	ND	ug/L	10	EPA-6010B	ND		1
Dissolved Zinc	ND	ug/L	10	EPA-6010B	ND		1
Total Antimony	ND	ug/L	100	EPA-6010B	ND		4
Total Arsenic	ND	ug/L	50	EPA-6010B	ND		4
Total Barium	110	ug/L	10	EPA-6010B	ND		4
Total Beryllium	ND	ug/L	10	EPA-6010B	ND		4
Total Cadmium	ND	ug/L	10	EPA-6010B	ND		4
Total Chromium	27	ug/L	10	EPA-6010B	ND		4
Total Cobalt	ND	ug/L	50	EPA-6010B	ND		4
Total Copper	ND	ug/L	10	EPA-6010B	ND		4
Total Lead	ND	ug/L	50	EPA-6010B	ND		4
Total Mercury	ND	ug/L	0.20	EPA-7470A	ND		5
Total Molybdenum	ND	ug/L	50	EPA-6010B	ND		4
Total Nickel	11	ug/L	10	EPA-6010B	ND		4
Total Selenium	ND	ug/L	100	EPA-6010B	ND		4
Total Silver	ND	ug/L	10	EPA-6010B	ND		4

The results in this report apply to the samples analyzed in accordance with the chain of custody document. This analytical report must be reproduced in its entirety. All results listed in this report are for the exclusive use of the submitting party. BC Laboratories, Inc. assumes no responsibility for report alteration, separation, detachment or third party interpretation.



Conestoga-Rovers & Associates
5900 Hollis St. Suite A
Emeryville, CA 94608

Reported: 12/22/2011 10:56
Project: 4186
Project Number: 351721
Project Manager: Jim Schneider

Water Analysis (Metals)

BCL Sample ID: 1120089-02	Client Sample Name: 4186, U-15-W-111207, 12/7/2011 12:05:00PM
----------------------------------	--

Constituent	Result	Units	PQL	Method	MB Bias	Lab Quals	Run #
Total Thallium	ND	ug/L	100	EPA-6010B	ND		4
Total Vanadium	ND	ug/L	10	EPA-6010B	ND		4
Total Zinc	ND	ug/L	50	EPA-6010B	ND		4

Run #	Method	Prep Date	Run		Analyst	Instrument	Dilution	QC
			Date/Time					Batch ID
1	EPA-6010B	12/08/11	12/09/11	10:05	ARD	PE-OP2	1	BUL0573
2	EPA-7196	12/08/11	12/08/11	07:31	TDC	KONE-1	1	BUL0585
3	EPA-7470A	12/12/11	12/13/11	11:32	MEV	CETAC1	1	BUL0737
4	EPA-6010B	12/12/11	12/13/11	10:55	ARD	PE-OP1	1	BUL0713
5	EPA-7470A	12/16/11	12/19/11	13:01	MEV	CETAC1	1	BUL1102



Conestoga-Rovers & Associates
5900 Hollis St. Suite A
Emeryville, CA 94608

Reported: 12/22/2011 10:56
Project: 4186
Project Number: 351721
Project Manager: Jim Schneider

Volatile Organic Analysis (EPA Method 8260)

BCL Sample ID: 1120089-03	Client Sample Name: 4186, U-14-W-111207, 12/7/2011 12:57:00PM
----------------------------------	--

Constituent	Result	Units	PQL	Method	MB Bias	Lab Quals	Run #
Benzene	ND	ug/L	0.50	EPA-8260	ND		1
1,2-Dibromoethane	ND	ug/L	0.50	EPA-8260	ND		1
1,2-Dichloroethane	ND	ug/L	0.50	EPA-8260	ND		1
Ethylbenzene	ND	ug/L	0.50	EPA-8260	ND		1
Methyl t-butyl ether	ND	ug/L	0.50	EPA-8260	ND		1
Toluene	ND	ug/L	0.50	EPA-8260	ND		1
Total Xylenes	ND	ug/L	1.0	EPA-8260	ND		1
t-Amyl Methyl ether	ND	ug/L	0.50	EPA-8260	ND		1
t-Butyl alcohol	ND	ug/L	10	EPA-8260	ND		1
Diisopropyl ether	ND	ug/L	0.50	EPA-8260	ND		1
Ethanol	ND	ug/L	250	EPA-8260	ND		1
Ethyl t-butyl ether	ND	ug/L	0.50	EPA-8260	ND		1
Total Purgeable Petroleum Hydrocarbons	ND	ug/L	50	Luft-GC/MS	ND		1
1,2-Dichloroethane-d4 (Surrogate)	109	%	76 - 114 (LCL - UCL)	EPA-8260			1
Toluene-d8 (Surrogate)	100	%	88 - 110 (LCL - UCL)	EPA-8260			1
4-Bromofluorobenzene (Surrogate)	106	%	86 - 115 (LCL - UCL)	EPA-8260			1

Run #	Method	Prep Date	Run Date/Time	Analyst	Instrument	Dilution	QC Batch ID
1	EPA-8260	12/12/11	12/12/11 12:39	JMC	MS-V10	1	BUL0777

The results in this report apply to the samples analyzed in accordance with the chain of custody document. This analytical report must be reproduced in its entirety. All results listed in this report are for the exclusive use of the submitting party. BC Laboratories, Inc. assumes no responsibility for report alteration, separation, detachment or third party interpretation.



Conestoga-Rovers & Associates
5900 Hollis St. Suite A
Emeryville, CA 94608

Reported: 12/22/2011 10:56
Project: 4186
Project Number: 351721
Project Manager: Jim Schneider

Gas Testing in Water

BCL Sample ID: 1120089-03	Client Sample Name: 4186, U-14-W-111207, 12/7/2011 12:57:00PM
----------------------------------	--

Constituent	Result	Units	PQL	Method	MB Bias	Lab Quals	Run #
Methane	0.0035	mg/L	0.0010	RSK-175M	ND		1

Run #	Method	Prep Date	Run Date/Time	Analyst	Instrument	Dilution	QC Batch ID
1	RSK-175M	12/21/11	12/21/11 13:00	JMC	GC-V1	1	BUL1334

The results in this report apply to the samples analyzed in accordance with the chain of custody document. This analytical report must be reproduced in its entirety.
All results listed in this report are for the exclusive use of the submitting party. BC Laboratories, Inc. assumes no responsibility for report alteration, separation, detachment or third party interpretation.



Conestoga-Rovers & Associates
5900 Hollis St. Suite A
Emeryville, CA 94608

Reported: 12/22/2011 10:56
Project: 4186
Project Number: 351721
Project Manager: Jim Schneider

Water Analysis (General Chemistry)

BCL Sample ID: 1120089-03	Client Sample Name: 4186, U-14-W-111207, 12/7/2011 12:57:00PM
----------------------------------	--

Constituent	Result	Units	PQL	Method	MB Bias	Lab Quals	Run #
Nitrate as NO3	6.0	mg/L	0.44	EPA-300.0	ND		1
Sulfate	6.9	mg/L	1.0	EPA-300.0	ND		1
Iron (II) Species, Dissolved	ND	ug/L	100	SM-3500-FeD	ND		2

Run #	Method	Prep Date	Run		Instrument	Dilution	QC
			Date/Time	Analyst			Batch ID
1	EPA-300.0	12/07/11	12/08/11 04:41	LD1	IC1	1	BUL0512
2	SM-3500-FeD	12/08/11	12/08/11 14:30	MSA	SPEC05	1	BUL1313

The results in this report apply to the samples analyzed in accordance with the chain of custody document. This analytical report must be reproduced in its entirety.
All results listed in this report are for the exclusive use of the submitting party. BC Laboratories, Inc. assumes no responsibility for report alteration, separation, detachment or third party interpretation.



Conestoga-Rovers & Associates
5900 Hollis St. Suite A
Emeryville, CA 94608

Reported: 12/22/2011 10:56
Project: 4186
Project Number: 351721
Project Manager: Jim Schneider

Volatile Organic Analysis (EPA Method 8260)

BCL Sample ID: 1120089-04	Client Sample Name: 4186, U-13-W-111207, 12/7/2011 2:17:00PM
----------------------------------	---

Constituent	Result	Units	PQL	Method	MB Bias	Lab Quals	Run #
Benzene	ND	ug/L	0.50	EPA-8260	ND		1
1,2-Dibromoethane	ND	ug/L	0.50	EPA-8260	ND		1
1,2-Dichloroethane	ND	ug/L	0.50	EPA-8260	ND		1
Ethylbenzene	ND	ug/L	0.50	EPA-8260	ND		1
Methyl t-butyl ether	ND	ug/L	0.50	EPA-8260	ND		1
Toluene	ND	ug/L	0.50	EPA-8260	ND		1
Total Xylenes	ND	ug/L	1.0	EPA-8260	ND		1
t-Amyl Methyl ether	ND	ug/L	0.50	EPA-8260	ND		1
t-Butyl alcohol	ND	ug/L	10	EPA-8260	ND		1
Diisopropyl ether	ND	ug/L	0.50	EPA-8260	ND		1
Ethanol	ND	ug/L	250	EPA-8260	ND		1
Ethyl t-butyl ether	ND	ug/L	0.50	EPA-8260	ND		1
Total Purgeable Petroleum Hydrocarbons	ND	ug/L	50	Luft-GC/MS	ND		1
1,2-Dichloroethane-d4 (Surrogate)	108	%	76 - 114 (LCL - UCL)	EPA-8260			1
Toluene-d8 (Surrogate)	98.3	%	88 - 110 (LCL - UCL)	EPA-8260			1
4-Bromofluorobenzene (Surrogate)	107	%	86 - 115 (LCL - UCL)	EPA-8260			1

Run #	Method	Prep Date	Run Date/Time	Analyst	Instrument	Dilution	QC Batch ID
1	EPA-8260	12/12/11	12/12/11 12:20	JMC	MS-V10	1	BUL0777

The results in this report apply to the samples analyzed in accordance with the chain of custody document. This analytical report must be reproduced in its entirety. All results listed in this report are for the exclusive use of the submitting party. BC Laboratories, Inc. assumes no responsibility for report alteration, separation, detachment or third party interpretation.



Conestoga-Rovers & Associates
5900 Hollis St. Suite A
Emeryville, CA 94608

Reported: 12/22/2011 10:56
Project: 4186
Project Number: 351721
Project Manager: Jim Schneider

Gas Testing in Water

BCL Sample ID: 1120089-04	Client Sample Name: 4186, U-13-W-111207, 12/7/2011 2:17:00PM
----------------------------------	---

Constituent	Result	Units	PQL	Method	MB Bias	Lab Quals	Run #
Methane	ND	mg/L	0.0010	RSK-175M	ND		1

Run #	Method	Prep Date	Run Date/Time	Analyst	Instrument	Dilution	QC Batch ID
1	RSK-175M	12/21/11	12/21/11 12:49	JMC	GC-V1	1	BUL1334

The results in this report apply to the samples analyzed in accordance with the chain of custody document. This analytical report must be reproduced in its entirety.
All results listed in this report are for the exclusive use of the submitting party. BC Laboratories, Inc. assumes no responsibility for report alteration, separation, detachment or third party interpretation.



Conestoga-Rovers & Associates
5900 Hollis St. Suite A
Emeryville, CA 94608

Reported: 12/22/2011 10:56
Project: 4186
Project Number: 351721
Project Manager: Jim Schneider

Water Analysis (General Chemistry)

BCL Sample ID: 1120089-04	Client Sample Name: 4186, U-13-W-111207, 12/7/2011 2:17:00PM
----------------------------------	---

Constituent	Result	Units	PQL	Method	MB Bias	Lab Quals	Run #
Dissolved Calcium	21	mg/L	0.10	EPA-6010B	ND		1
Dissolved Magnesium	63	mg/L	0.050	EPA-6010B	ND		1
Dissolved Sodium	71	mg/L	0.50	EPA-6010B	ND		1
Dissolved Potassium	28	mg/L	1.0	EPA-6010B	ND		1
Chloride	82	mg/L	0.50	EPA-300.0	ND		2
Fluoride	0.12	mg/L	0.050	EPA-300.0	ND		2
Nitrate as NO3	25	mg/L	0.44	EPA-300.0	ND		2
Sulfate	55	mg/L	1.0	EPA-300.0	ND		2
Total Dissolved Solids @ 180 C	580	mg/L	33	EPA-160.1	ND		3
Iron (II) Species, Dissolved	ND	ug/L	100	SM-3500-FeD	ND		4

Run #	Method	Prep Date	Run Date/Time	Analyst	Instrument	Dilution	QC Batch ID
1	EPA-6010B	12/08/11	12/09/11 10:06	ARD	PE-OP2	1	BUL0573
2	EPA-300.0	12/07/11	12/08/11 04:54	LD1	IC1	1	BUL0512
3	EPA-160.1	12/13/11	12/13/11 08:00	JES	MANUAL	3.333	BUL0818
4	SM-3500-FeD	12/08/11	12/08/11 14:30	MSA	SPEC05	1	BUL1313

The results in this report apply to the samples analyzed in accordance with the chain of custody document. This analytical report must be reproduced in its entirety. All results listed in this report are for the exclusive use of the submitting party. BC Laboratories, Inc. assumes no responsibility for report alteration, separation, detachment or third party interpretation.



Conestoga-Rovers & Associates
5900 Hollis St. Suite A
Emeryville, CA 94608

Reported: 12/22/2011 10:56
Project: 4186
Project Number: 351721
Project Manager: Jim Schneider

Water Analysis (Metals)

BCL Sample ID: 1120089-04		Client Sample Name: 4186, U-13-W-111207, 12/7/2011 2:17:00PM					
Constituent	Result	Units	PQL	Method	MB Bias	Lab Quals	Run #
Dissolved Antimony	ND	ug/L	100	EPA-6010B	ND		1
Dissolved Arsenic	ND	ug/L	50	EPA-6010B	ND		1
Hexavalent Chromium	14	ug/L	2.0	EPA-7196	ND		2
Dissolved Barium	130	ug/L	10	EPA-6010B	ND		1
Dissolved Beryllium	ND	ug/L	10	EPA-6010B	ND		1
Dissolved Cadmium	ND	ug/L	10	EPA-6010B	ND		1
Dissolved Chromium	14	ug/L	10	EPA-6010B	ND		1
Dissolved Cobalt	ND	ug/L	50	EPA-6010B	ND		1
Dissolved Copper	ND	ug/L	10	EPA-6010B	ND		1
Dissolved Lead	ND	ug/L	50	EPA-6010B	ND		1
Dissolved Manganese	ND	ug/L	10	EPA-6010B	ND		1
Dissolved Mercury	ND	ug/L	0.20	EPA-7470A	ND		3
Dissolved Molybdenum	ND	ug/L	50	EPA-6010B	ND		1
Dissolved Nickel	ND	ug/L	10	EPA-6010B	ND		1
Dissolved Selenium	ND	ug/L	100	EPA-6010B	ND		1
Dissolved Silver	ND	ug/L	10	EPA-6010B	ND		1
Dissolved Thallium	ND	ug/L	100	EPA-6010B	ND		1
Dissolved Vanadium	ND	ug/L	10	EPA-6010B	ND		1
Dissolved Zinc	ND	ug/L	10	EPA-6010B	ND		1
Total Antimony	ND	ug/L	100	EPA-6010B	ND		4
Total Arsenic	ND	ug/L	50	EPA-6010B	ND		4
Total Barium	160	ug/L	10	EPA-6010B	ND		4
Total Beryllium	ND	ug/L	10	EPA-6010B	ND		4
Total Cadmium	ND	ug/L	10	EPA-6010B	ND		4
Total Chromium	16	ug/L	10	EPA-6010B	ND		4
Total Cobalt	ND	ug/L	50	EPA-6010B	ND		4
Total Copper	ND	ug/L	10	EPA-6010B	ND		4
Total Lead	ND	ug/L	50	EPA-6010B	ND		4
Total Mercury	ND	ug/L	0.20	EPA-7470A	ND		5
Total Molybdenum	ND	ug/L	50	EPA-6010B	ND		4
Total Nickel	ND	ug/L	10	EPA-6010B	ND		4
Total Selenium	ND	ug/L	100	EPA-6010B	ND		4
Total Silver	ND	ug/L	10	EPA-6010B	ND		4

The results in this report apply to the samples analyzed in accordance with the chain of custody document. This analytical report must be reproduced in its entirety. All results listed in this report are for the exclusive use of the submitting party. BC Laboratories, Inc. assumes no responsibility for report alteration, separation, detachment or third party interpretation.



Conestoga-Rovers & Associates
5900 Hollis St. Suite A
Emeryville, CA 94608

Reported: 12/22/2011 10:56
Project: 4186
Project Number: 351721
Project Manager: Jim Schneider

Water Analysis (Metals)

BCL Sample ID: 1120089-04	Client Sample Name: 4186, U-13-W-111207, 12/7/2011 2:17:00PM
----------------------------------	---

Constituent	Result	Units	PQL	Method	MB Bias	Lab Quals	Run #
Total Thallium	ND	ug/L	100	EPA-6010B	ND		4
Total Vanadium	ND	ug/L	10	EPA-6010B	ND		4
Total Zinc	ND	ug/L	50	EPA-6010B	ND		4

Run #	Method	Prep Date	Run		Analyst	Instrument	Dilution	QC
			Date/Time					Batch ID
1	EPA-6010B	12/08/11	12/09/11	10:06	ARD	PE-OP2	1	BUL0573
2	EPA-7196	12/08/11	12/08/11	07:31	TDC	KONE-1	1	BUL0585
3	EPA-7470A	12/12/11	12/13/11	11:38	MEV	CETAC1	1	BUL0737
4	EPA-6010B	12/12/11	12/13/11	11:05	ARD	PE-OP1	1	BUL0713
5	EPA-7470A	12/16/11	12/19/11	13:12	MEV	CETAC1	1	BUL1102



Conestoga-Rovers & Associates
5900 Hollis St. Suite A
Emeryville, CA 94608

Reported: 12/22/2011 10:56
Project: 4186
Project Number: 351721
Project Manager: Jim Schneider

Volatile Organic Analysis (EPA Method 8260)

BCL Sample ID: 1120089-05	Client Sample Name: 4186, U-4-W-111207, 12/7/2011 9:10:00AM
----------------------------------	--

Constituent	Result	Units	PQL	Method	MB Bias	Lab Quals	Run #
Benzene	ND	ug/L	0.50	EPA-8260	ND		1
1,2-Dibromoethane	ND	ug/L	0.50	EPA-8260	ND		1
1,2-Dichloroethane	ND	ug/L	0.50	EPA-8260	ND		1
Ethylbenzene	ND	ug/L	0.50	EPA-8260	ND		1
Methyl t-butyl ether	6.0	ug/L	0.50	EPA-8260	ND		1
Toluene	ND	ug/L	0.50	EPA-8260	ND		1
Total Xylenes	ND	ug/L	1.0	EPA-8260	ND		1
t-Amyl Methyl ether	ND	ug/L	0.50	EPA-8260	ND		1
t-Butyl alcohol	ND	ug/L	10	EPA-8260	ND		1
Diisopropyl ether	ND	ug/L	0.50	EPA-8260	ND		1
Ethanol	ND	ug/L	250	EPA-8260	ND		1
Ethyl t-butyl ether	ND	ug/L	0.50	EPA-8260	ND		1
Total Purgeable Petroleum Hydrocarbons	ND	ug/L	50	Luft-GC/MS	ND		1
1,2-Dichloroethane-d4 (Surrogate)	110	%	76 - 114 (LCL - UCL)	EPA-8260			1
Toluene-d8 (Surrogate)	98.7	%	88 - 110 (LCL - UCL)	EPA-8260			1
4-Bromofluorobenzene (Surrogate)	103	%	86 - 115 (LCL - UCL)	EPA-8260			1

Run #	Method	Prep Date	Run Date/Time	Analyst	Instrument	Dilution	QC Batch ID
1	EPA-8260	12/12/11	12/12/11 12:02	JMC	MS-V10	1	BUL0777

The results in this report apply to the samples analyzed in accordance with the chain of custody document. This analytical report must be reproduced in its entirety. All results listed in this report are for the exclusive use of the submitting party. BC Laboratories, Inc. assumes no responsibility for report alteration, separation, detachment or third party interpretation.



Conestoga-Rovers & Associates
5900 Hollis St. Suite A
Emeryville, CA 94608

Reported: 12/22/2011 10:56
Project: 4186
Project Number: 351721
Project Manager: Jim Schneider

Gas Testing in Water

BCL Sample ID: 1120089-05	Client Sample Name: 4186, U-4-W-111207, 12/7/2011 9:10:00AM
----------------------------------	--

Constituent	Result	Units	PQL	Method	MB Bias	Lab Quals	Run #
Methane	ND	mg/L	0.0010	RSK-175M	ND		1

Run #	Method	Prep Date	Run Date/Time	Analyst	Instrument	Dilution	QC Batch ID
1	RSK-175M	12/21/11	12/21/11 12:46	JMC	GC-V1	1	BUL1334

The results in this report apply to the samples analyzed in accordance with the chain of custody document. This analytical report must be reproduced in its entirety.
All results listed in this report are for the exclusive use of the submitting party. BC Laboratories, Inc. assumes no responsibility for report alteration, separation, detachment or third party interpretation.



Conestoga-Rovers & Associates
5900 Hollis St. Suite A
Emeryville, CA 94608

Reported: 12/22/2011 10:56
Project: 4186
Project Number: 351721
Project Manager: Jim Schneider

Water Analysis (General Chemistry)

BCL Sample ID: 1120089-05	Client Sample Name: 4186, U-4-W-111207, 12/7/2011 9:10:00AM
----------------------------------	--

Constituent	Result	Units	PQL	Method	MB Bias	Lab Quals	Run #
Dissolved Calcium	65	mg/L	0.10	EPA-6010B	ND		1
Dissolved Magnesium	88	mg/L	0.050	EPA-6010B	ND		1
Dissolved Sodium	33	mg/L	0.50	EPA-6010B	ND		1
Dissolved Potassium	2.4	mg/L	1.0	EPA-6010B	ND		1
Chloride	46	mg/L	0.50	EPA-300.0	ND		2
Fluoride	0.15	mg/L	0.050	EPA-300.0	ND		2
Nitrate as NO3	8.0	mg/L	0.44	EPA-300.0	ND		2
Sulfate	33	mg/L	1.0	EPA-300.0	ND		2
Total Dissolved Solids @ 180 C	660	mg/L	33	EPA-160.1	ND		3
Iron (II) Species, Dissolved	ND	ug/L	100	SM-3500-FeD	ND		4

Run #	Method	Prep Date	Run Date/Time	Analyst	Instrument	Dilution	QC Batch ID
1	EPA-6010B	12/08/11	12/09/11 10:08	ARD	PE-OP2	1	BUL0573
2	EPA-300.0	12/07/11	12/08/11 05:08	LD1	IC1	1	BUL0512
3	EPA-160.1	12/13/11	12/13/11 08:00	JES	MANUAL	3.333	BUL0818
4	SM-3500-FeD	12/08/11	12/08/11 14:30	MSA	SPEC05	1	BUL1313

The results in this report apply to the samples analyzed in accordance with the chain of custody document. This analytical report must be reproduced in its entirety. All results listed in this report are for the exclusive use of the submitting party. BC Laboratories, Inc. assumes no responsibility for report alteration, separation, detachment or third party interpretation.



Conestoga-Rovers & Associates
5900 Hollis St. Suite A
Emeryville, CA 94608

Reported: 12/22/2011 10:56
Project: 4186
Project Number: 351721
Project Manager: Jim Schneider

Water Analysis (Metals)

BCL Sample ID: 1120089-05	Client Sample Name: 4186, U-4-W-111207, 12/7/2011 9:10:00AM
----------------------------------	--

Constituent	Result	Units	PQL	Method	MB Bias	Lab Quals	Run #
Dissolved Antimony	ND	ug/L	100	EPA-6010B	ND		1
Dissolved Arsenic	ND	ug/L	50	EPA-6010B	ND		1
Hexavalent Chromium	ND	ug/L	2.0	EPA-7196	ND		2
Dissolved Barium	450	ug/L	10	EPA-6010B	ND		1
Dissolved Beryllium	ND	ug/L	10	EPA-6010B	ND		1
Dissolved Cadmium	ND	ug/L	10	EPA-6010B	ND		1
Dissolved Chromium	ND	ug/L	10	EPA-6010B	ND		1
Dissolved Cobalt	ND	ug/L	50	EPA-6010B	ND		1
Dissolved Copper	ND	ug/L	10	EPA-6010B	ND		1
Dissolved Lead	ND	ug/L	50	EPA-6010B	ND		1
Dissolved Manganese	97	ug/L	10	EPA-6010B	ND		1
Dissolved Mercury	ND	ug/L	0.20	EPA-7470A	ND		3
Dissolved Molybdenum	ND	ug/L	50	EPA-6010B	ND		1
Dissolved Nickel	ND	ug/L	10	EPA-6010B	ND		1
Dissolved Selenium	ND	ug/L	100	EPA-6010B	ND		1
Dissolved Silver	ND	ug/L	10	EPA-6010B	ND		1
Dissolved Thallium	ND	ug/L	100	EPA-6010B	ND		1
Dissolved Vanadium	ND	ug/L	10	EPA-6010B	ND		1
Dissolved Zinc	ND	ug/L	10	EPA-6010B	ND		1
Total Antimony	ND	ug/L	100	EPA-6010B	ND		4
Total Arsenic	50	ug/L	50	EPA-6010B	ND		4
Total Barium	1500	ug/L	10	EPA-6010B	ND		4
Total Beryllium	ND	ug/L	10	EPA-6010B	ND		4
Total Cadmium	ND	ug/L	10	EPA-6010B	ND		4
Total Chromium	330	ug/L	10	EPA-6010B	ND		4
Total Cobalt	120	ug/L	50	EPA-6010B	ND		4
Total Copper	160	ug/L	10	EPA-6010B	ND		4
Total Lead	ND	ug/L	50	EPA-6010B	ND		4
Total Mercury	1.2	ug/L	0.20	EPA-7470A	ND		5
Total Molybdenum	ND	ug/L	50	EPA-6010B	ND		4
Total Nickel	1100	ug/L	10	EPA-6010B	ND		4
Total Selenium	ND	ug/L	100	EPA-6010B	ND		4
Total Silver	ND	ug/L	10	EPA-6010B	ND		4

The results in this report apply to the samples analyzed in accordance with the chain of custody document. This analytical report must be reproduced in its entirety. All results listed in this report are for the exclusive use of the submitting party. BC Laboratories, Inc. assumes no responsibility for report alteration, separation, detachment or third party interpretation.



Conestoga-Rovers & Associates
5900 Hollis St. Suite A
Emeryville, CA 94608

Reported: 12/22/2011 10:56
Project: 4186
Project Number: 351721
Project Manager: Jim Schneider

Water Analysis (Metals)

BCL Sample ID: 1120089-05	Client Sample Name: 4186, U-4-W-111207, 12/7/2011 9:10:00AM
----------------------------------	--

Constituent	Result	Units	PQL	Method	MB Bias	Lab Quals	Run #
Total Thallium	ND	ug/L	100	EPA-6010B	ND		4
Total Vanadium	120	ug/L	10	EPA-6010B	ND		4
Total Zinc	240	ug/L	50	EPA-6010B	ND		4

Run #	Method	Prep Date	Run		Analyst	Instrument	Dilution	QC
			Date/Time					Batch ID
1	EPA-6010B	12/08/11	12/09/11	10:08	ARD	PE-OP2	1	BUL0573
2	EPA-7196	12/08/11	12/08/11	07:32	TDC	KONE-1	1	BUL0585
3	EPA-7470A	12/12/11	12/13/11	11:41	MEV	CETAC1	1	BUL0737
4	EPA-6010B	12/12/11	12/13/11	11:37	ARD	PE-OP1	1	BUL0713
5	EPA-7470A	12/16/11	12/19/11	13:14	MEV	CETAC1	1	BUL1102



Conestoga-Rovers & Associates
5900 Hollis St. Suite A
Emeryville, CA 94608

Reported: 12/22/2011 10:56
Project: 4186
Project Number: 351721
Project Manager: Jim Schneider

Volatile Organic Analysis (EPA Method 8260)

BCL Sample ID: 1120089-06	Client Sample Name: 4186, U-5-W-111207, 12/7/2011 8:24:00AM
----------------------------------	--

Constituent	Result	Units	PQL	Method	MB Bias	Lab Quals	Run #
Benzene	ND	ug/L	0.50	EPA-8260	ND		1
1,2-Dibromoethane	ND	ug/L	0.50	EPA-8260	ND		1
1,2-Dichloroethane	ND	ug/L	0.50	EPA-8260	ND		1
Ethylbenzene	ND	ug/L	0.50	EPA-8260	ND		1
Methyl t-butyl ether	40	ug/L	0.50	EPA-8260	ND		1
Toluene	ND	ug/L	0.50	EPA-8260	ND		1
Total Xylenes	ND	ug/L	1.0	EPA-8260	ND		1
t-Amyl Methyl ether	ND	ug/L	0.50	EPA-8260	ND		1
t-Butyl alcohol	ND	ug/L	10	EPA-8260	ND		1
Diisopropyl ether	ND	ug/L	0.50	EPA-8260	ND		1
Ethanol	ND	ug/L	250	EPA-8260	ND		1
Ethyl t-butyl ether	ND	ug/L	0.50	EPA-8260	ND		1
Total Purgeable Petroleum Hydrocarbons	ND	ug/L	50	Luft-GC/MS	ND		1
1,2-Dichloroethane-d4 (Surrogate)	111	%	76 - 114 (LCL - UCL)	EPA-8260			1
Toluene-d8 (Surrogate)	99.3	%	88 - 110 (LCL - UCL)	EPA-8260			1
4-Bromofluorobenzene (Surrogate)	106	%	86 - 115 (LCL - UCL)	EPA-8260			1

Run #	Method	Prep Date	Run Date/Time	Analyst	Instrument	Dilution	QC Batch ID
1	EPA-8260	12/12/11	12/12/11 11:44	JMC	MS-V10	1	BUL0777



Conestoga-Rovers & Associates
5900 Hollis St. Suite A
Emeryville, CA 94608

Reported: 12/22/2011 10:56
Project: 4186
Project Number: 351721
Project Manager: Jim Schneider

Gas Testing in Water

BCL Sample ID: 1120089-06	Client Sample Name: 4186, U-5-W-111207, 12/7/2011 8:24:00AM
----------------------------------	--

Constituent	Result	Units	PQL	Method	MB Bias	Lab Quals	Run #
Methane	ND	mg/L	0.0010	RSK-175M	ND		1

Run #	Method	Prep Date	Run Date/Time	Analyst	Instrument	Dilution	QC Batch ID
1	RSK-175M	12/21/11	12/21/11 12:42	JMC	GC-V1	1	BUL1334

The results in this report apply to the samples analyzed in accordance with the chain of custody document. This analytical report must be reproduced in its entirety.
All results listed in this report are for the exclusive use of the submitting party. BC Laboratories, Inc. assumes no responsibility for report alteration, separation, detachment or third party interpretation.



Conestoga-Rovers & Associates
5900 Hollis St. Suite A
Emeryville, CA 94608

Reported: 12/22/2011 10:56
Project: 4186
Project Number: 351721
Project Manager: Jim Schneider

Water Analysis (General Chemistry)

BCL Sample ID: 1120089-06	Client Sample Name: 4186, U-5-W-111207, 12/7/2011 8:24:00AM
----------------------------------	--

Constituent	Result	Units	PQL	Method	MB Bias	Lab Quals	Run #
Nitrate as NO3	4.7	mg/L	0.44	EPA-300.0	ND		1
Sulfate	30	mg/L	1.0	EPA-300.0	ND		1
Iron (II) Species, Dissolved	ND	ug/L	100	SM-3500-FeD	ND		2

Run #	Method	Prep Date	Run		Instrument	Dilution	QC
			Date/Time	Analyst			Batch ID
1	EPA-300.0	12/07/11	12/08/11 05:21	LD1	IC1	1	BUL0512
2	SM-3500-FeD	12/08/11	12/08/11 14:30	MSA	SPEC05	1	BUL1313



Conestoga-Rovers & Associates
5900 Hollis St. Suite A
Emeryville, CA 94608

Reported: 12/22/2011 10:56
Project: 4186
Project Number: 351721
Project Manager: Jim Schneider

Volatile Organic Analysis (EPA Method 8260)

Quality Control Report - Method Blank Analysis

Constituent	QC Sample ID	MB Result	Units	PQL	MDL	Lab Quals
QC Batch ID: BUL0777						
Benzene	BUL0777-BLK1	ND	ug/L	0.50		
1,2-Dibromoethane	BUL0777-BLK1	ND	ug/L	0.50		
1,2-Dichloroethane	BUL0777-BLK1	ND	ug/L	0.50		
Ethylbenzene	BUL0777-BLK1	ND	ug/L	0.50		
Methyl t-butyl ether	BUL0777-BLK1	ND	ug/L	0.50		
Toluene	BUL0777-BLK1	ND	ug/L	0.50		
Total Xylenes	BUL0777-BLK1	ND	ug/L	1.0		
t-Amyl Methyl ether	BUL0777-BLK1	ND	ug/L	0.50		
t-Butyl alcohol	BUL0777-BLK1	ND	ug/L	10		
Diisopropyl ether	BUL0777-BLK1	ND	ug/L	0.50		
Ethanol	BUL0777-BLK1	ND	ug/L	250		
Ethyl t-butyl ether	BUL0777-BLK1	ND	ug/L	0.50		
Total Purgeable Petroleum Hydrocarbons	BUL0777-BLK1	ND	ug/L	50		
1,2-Dichloroethane-d4 (Surrogate)	BUL0777-BLK1	105	%	76 - 114 (LCL - UCL)		
Toluene-d8 (Surrogate)	BUL0777-BLK1	99.6	%	88 - 110 (LCL - UCL)		
4-Bromofluorobenzene (Surrogate)	BUL0777-BLK1	104	%	86 - 115 (LCL - UCL)		



Conestoga-Rovers & Associates
5900 Hollis St. Suite A
Emeryville, CA 94608

Reported: 12/22/2011 10:56
Project: 4186
Project Number: 351721
Project Manager: Jim Schneider

Volatile Organic Analysis (EPA Method 8260)

Quality Control Report - Laboratory Control Sample

Constituent	QC Sample ID	Type	Result	Spike Level	Units	Percent Recovery	RPD	Control Limits		Lab
								Percent Recovery	RPD	
QC Batch ID: BUL0777										
Benzene	BUL0777-BS1	LCS	24.810	25.000	ug/L	99.2		70 - 130		
Toluene	BUL0777-BS1	LCS	26.940	25.000	ug/L	108		70 - 130		
1,2-Dichloroethane-d4 (Surrogate)	BUL0777-BS1	LCS	11.170	10.000	ug/L	112		76 - 114		
Toluene-d8 (Surrogate)	BUL0777-BS1	LCS	10.220	10.000	ug/L	102		88 - 110		
4-Bromofluorobenzene (Surrogate)	BUL0777-BS1	LCS	10.490	10.000	ug/L	105		86 - 115		



Conestoga-Rovers & Associates
5900 Hollis St. Suite A
Emeryville, CA 94608

Reported: 12/22/2011 10:56
Project: 4186
Project Number: 351721
Project Manager: Jim Schneider

Volatile Organic Analysis (EPA Method 8260)

Quality Control Report - Precision & Accuracy

Constituent	Type	Source Sample ID	Source Result	Result	Spike Added	Units	RPD	Control Limits		Lab Quals
								Percent Recovery	Percent Recovery	
QC Batch ID: BUL0777		Used client sample: N								
Benzene	MS	1120237-12	ND	21.790	25.000	ug/L		87.2	70 - 130	
	MSD	1120237-12	ND	23.360	25.000	ug/L	7.0	93.4	20	70 - 130
Toluene	MS	1120237-12	ND	22.960	25.000	ug/L		91.8	70 - 130	
	MSD	1120237-12	ND	25.540	25.000	ug/L	10.6	102	20	70 - 130
1,2-Dichloroethane-d4 (Surrogate)	MS	1120237-12	ND	11.370	10.000	ug/L		114	76 - 114	
	MSD	1120237-12	ND	10.850	10.000	ug/L	4.7	108		76 - 114
Toluene-d8 (Surrogate)	MS	1120237-12	ND	10.140	10.000	ug/L		101	88 - 110	
	MSD	1120237-12	ND	10.180	10.000	ug/L	0.4	102		88 - 110
4-Bromofluorobenzene (Surrogate)	MS	1120237-12	ND	10.560	10.000	ug/L		106	86 - 115	
	MSD	1120237-12	ND	10.340	10.000	ug/L	2.1	103		86 - 115



Conestoga-Rovers & Associates
5900 Hollis St. Suite A
Emeryville, CA 94608

Reported: 12/22/2011 10:56
Project: 4186
Project Number: 351721
Project Manager: Jim Schneider

Gas Testing in Water

Quality Control Report - Method Blank Analysis

Constituent	QC Sample ID	MB Result	Units	PQL	MDL	Lab Quals
QC Batch ID: BUL1334						
Methane	BUL1334-BLK1	ND	mg/L	0.0010		
QC Batch ID: BUL1335						
Methane	BUL1335-BLK1	ND	mg/L	0.0010		



Conestoga-Rovers & Associates
5900 Hollis St. Suite A
Emeryville, CA 94608

Reported: 12/22/2011 10:56
Project: 4186
Project Number: 351721
Project Manager: Jim Schneider

Gas Testing in Water

Quality Control Report - Laboratory Control Sample

Constituent	QC Sample ID	Type	Result	Spike Level	Units	Percent Recovery	RPD	Control Limits		Lab
								Percent Recovery	RPD	
QC Batch ID: BUL1334										
Methane	BUL1334-BS1	LCS	0.010190	0.010843	mg/L	94.0		80 - 120		
	BUL1334-BSD1	LCSD	0.010187	0.010843	mg/L	94.0	0.0	80 - 120	20	
QC Batch ID: BUL1335										
Methane	BUL1335-BS1	LCS	0.010115	0.010843	mg/L	93.3		80 - 120		
	BUL1335-BSD1	LCSD	0.010176	0.010843	mg/L	93.9	0.6	80 - 120	20	



Conestoga-Rovers & Associates
5900 Hollis St. Suite A
Emeryville, CA 94608

Reported: 12/22/2011 10:56
Project: 4186
Project Number: 351721
Project Manager: Jim Schneider

Water Analysis (General Chemistry)

Quality Control Report - Method Blank Analysis

Constituent	QC Sample ID	MB Result	Units	PQL	MDL	Lab Quals
QC Batch ID: BUL0512						
Chloride	BUL0512-BLK1	ND	mg/L	0.50		
Fluoride	BUL0512-BLK1	ND	mg/L	0.050		
Nitrate as NO3	BUL0512-BLK1	ND	mg/L	0.44		
Sulfate	BUL0512-BLK1	ND	mg/L	1.0		
QC Batch ID: BUL0573						
Dissolved Calcium	BUL0573-BLK1	ND	mg/L	0.10		
Dissolved Magnesium	BUL0573-BLK1	ND	mg/L	0.050		
Dissolved Sodium	BUL0573-BLK1	ND	mg/L	0.50		
Dissolved Potassium	BUL0573-BLK1	ND	mg/L	1.0		
QC Batch ID: BUL0818						
Total Dissolved Solids @ 180 C	BUL0818-BLK1	ND	mg/L	6.7		
QC Batch ID: BUL1313						
Iron (II) Species, Dissolved	BUL1313-BLK1	ND	ug/L	100		



Conestoga-Rovers & Associates
5900 Hollis St. Suite A
Emeryville, CA 94608

Reported: 12/22/2011 10:56
Project: 4186
Project Number: 351721
Project Manager: Jim Schneider

Water Analysis (General Chemistry)

Quality Control Report - Laboratory Control Sample

Constituent	QC Sample ID	Type	Result	Spike Level	Units	Percent Recovery	RPD	Control Limits		Lab Quals
								Percent Recovery	RPD	
QC Batch ID: BUL0512										
Chloride	BUL0512-BS1	LCS	50.829	50.000	mg/L	102		90 - 110		
Fluoride	BUL0512-BS1	LCS	0.95000	1.0000	mg/L	95.0		90 - 110		
Nitrate as NO3	BUL0512-BS1	LCS	22.807	22.134	mg/L	103		90 - 110		
Sulfate	BUL0512-BS1	LCS	102.37	100.00	mg/L	102		90 - 110		
QC Batch ID: BUL0573										
Dissolved Calcium	BUL0573-BS1	LCS	10.071	10.000	mg/L	101		85 - 115		
Dissolved Magnesium	BUL0573-BS1	LCS	10.319	10.000	mg/L	103		85 - 115		
Dissolved Sodium	BUL0573-BS1	LCS	9.8900	10.000	mg/L	98.9		85 - 115		
Dissolved Potassium	BUL0573-BS1	LCS	9.5470	10.000	mg/L	95.5		85 - 115		
QC Batch ID: BUL0818										
Total Dissolved Solids @ 180 C	BUL0818-BS1	LCS	590.00	586.00	mg/L	101		90 - 110		
QC Batch ID: BUL1313										
Iron (II) Species, Dissolved	BUL1313-BS1	LCS	2002.5	2000.0	ug/L	100		90 - 110		



Conestoga-Rovers & Associates
5900 Hollis St. Suite A
Emeryville, CA 94608

Reported: 12/22/2011 10:56
Project: 4186
Project Number: 351721
Project Manager: Jim Schneider

Water Analysis (General Chemistry)

Quality Control Report - Precision & Accuracy

Constituent	Type	Source Sample ID	Source Result	Result	Spike Added	Units	RPD	Control Limits		Lab Quals
								Percent Recovery	Percent Recovery	
QC Batch ID: BUL0512		Used client sample: N								
Chloride	DUP	1120073-02	166.46	166.36		mg/L	0.1		10	
	MS	1120073-02	166.46	276.23	101.01	mg/L		109		80 - 120
	MSD	1120073-02	166.46	275.52	101.01	mg/L	0.3	108	10	80 - 120
Fluoride	DUP	1120073-02	3.8800	3.9580		mg/L	2.0		10	
	MS	1120073-02	3.8800	6.3111	2.0202	mg/L		120		80 - 120
	MSD	1120073-02	3.8800	6.2303	2.0202	mg/L	1.3	116	10	80 - 120
Nitrate as NO3	DUP	1120073-02	1.0093	1.0447		mg/L	3.4		10	
	MS	1120073-02	1.0093	48.257	44.715	mg/L		106		80 - 120
	MSD	1120073-02	1.0093	46.647	44.715	mg/L	3.4	102	10	80 - 120
Sulfate	DUP	1120073-02	312.57	312.20		mg/L	0.1		10	
	MS	1120073-02	312.57	530.00	202.02	mg/L		108		80 - 120
	MSD	1120073-02	312.57	530.14	202.02	mg/L	0.0	108	10	80 - 120
QC Batch ID: BUL0573		Used client sample: N								
Dissolved Calcium	DUP	1120075-01	162.06	161.83		mg/L	0.1		20	
	MS	1120075-01	162.06	169.07	10.204	mg/L		68.7		75 - 125 A03
	MSD	1120075-01	162.06	168.19	10.204	mg/L	0.5	60.1	20	75 - 125 A03
Dissolved Magnesium	DUP	1120075-01	27.377	27.457		mg/L	0.3		20	
	MS	1120075-01	27.377	37.632	10.204	mg/L		101		75 - 125
	MSD	1120075-01	27.377	37.319	10.204	mg/L	0.8	97.4	20	75 - 125
Dissolved Sodium	DUP	1120075-01	96.201	95.849		mg/L	0.4		20	
	MS	1120075-01	96.201	104.37	10.204	mg/L		80.0		75 - 125
	MSD	1120075-01	96.201	103.70	10.204	mg/L	0.6	73.5	20	75 - 125 A03
Dissolved Potassium	DUP	1120075-01	4.8639	4.9056		mg/L	0.9		20	
	MS	1120075-01	4.8639	14.782	10.204	mg/L		97.2		75 - 125
	MSD	1120075-01	4.8639	14.869	10.204	mg/L	0.6	98.0	20	75 - 125
QC Batch ID: BUL0818		Used client sample: N								
Total Dissolved Solids @ 180 C	DUP	1120076-01	1310.0	1305.0		mg/L	0.4		10	
QC Batch ID: BUL1313		Used client sample: Y - Description: U-12-W-111207, 12/07/2011 10:53								
Iron (II) Species, Dissolved	DUP	1120089-01	ND	ND		ug/L			10	

The results in this report apply to the samples analyzed in accordance with the chain of custody document. This analytical report must be reproduced in its entirety. All results listed in this report are for the exclusive use of the submitting party. BC Laboratories, Inc. assumes no responsibility for report alteration, separation, detachment or third party interpretation.



Conestoga-Rovers & Associates
5900 Hollis St. Suite A
Emeryville, CA 94608

Reported: 12/22/2011 10:56
Project: 4186
Project Number: 351721
Project Manager: Jim Schneider

Water Analysis (Metals)

Quality Control Report - Method Blank Analysis

Constituent	QC Sample ID	MB Result	Units	PQL	MDL	Lab Quals
-------------	--------------	-----------	-------	-----	-----	-----------

QC Batch ID: BUL0573

Dissolved Antimony	BUL0573-BLK1	ND	ug/L	100		
Dissolved Arsenic	BUL0573-BLK1	ND	ug/L	50		
Dissolved Barium	BUL0573-BLK1	ND	ug/L	10		
Dissolved Beryllium	BUL0573-BLK1	ND	ug/L	10		
Dissolved Cadmium	BUL0573-BLK1	ND	ug/L	10		
Dissolved Chromium	BUL0573-BLK1	ND	ug/L	10		
Dissolved Cobalt	BUL0573-BLK1	ND	ug/L	50		
Dissolved Copper	BUL0573-BLK1	ND	ug/L	10		
Dissolved Lead	BUL0573-BLK1	ND	ug/L	50		
Dissolved Manganese	BUL0573-BLK1	ND	ug/L	10		
Dissolved Molybdenum	BUL0573-BLK1	ND	ug/L	50		
Dissolved Nickel	BUL0573-BLK1	ND	ug/L	10		
Dissolved Selenium	BUL0573-BLK1	ND	ug/L	100		
Dissolved Silver	BUL0573-BLK1	ND	ug/L	10		
Dissolved Thallium	BUL0573-BLK1	ND	ug/L	100		
Dissolved Vanadium	BUL0573-BLK1	ND	ug/L	10		
Dissolved Zinc	BUL0573-BLK1	ND	ug/L	10		

QC Batch ID: BUL0585

Hexavalent Chromium	BUL0585-BLK1	ND	ug/L	2.0		
---------------------	--------------	----	------	-----	--	--

QC Batch ID: BUL0713

Total Antimony	BUL0713-BLK1	ND	ug/L	100		
Total Arsenic	BUL0713-BLK1	ND	ug/L	50		
Total Barium	BUL0713-BLK1	ND	ug/L	10		
Total Beryllium	BUL0713-BLK1	ND	ug/L	10		
Total Cadmium	BUL0713-BLK1	ND	ug/L	10		
Total Chromium	BUL0713-BLK1	ND	ug/L	10		
Total Cobalt	BUL0713-BLK1	ND	ug/L	50		
Total Copper	BUL0713-BLK1	ND	ug/L	10		
Total Lead	BUL0713-BLK1	ND	ug/L	50		
Total Molybdenum	BUL0713-BLK1	ND	ug/L	50		
Total Nickel	BUL0713-BLK1	ND	ug/L	10		
Total Selenium	BUL0713-BLK1	ND	ug/L	100		
Total Silver	BUL0713-BLK1	ND	ug/L	10		

The results in this report apply to the samples analyzed in accordance with the chain of custody document. This analytical report must be reproduced in its entirety. All results listed in this report are for the exclusive use of the submitting party. BC Laboratories, Inc. assumes no responsibility for report alteration, separation, detachment or third party interpretation.



Conestoga-Rovers & Associates
5900 Hollis St. Suite A
Emeryville, CA 94608

Reported: 12/22/2011 10:56
Project: 4186
Project Number: 351721
Project Manager: Jim Schneider

Water Analysis (Metals)

Quality Control Report - Method Blank Analysis

Constituent	QC Sample ID	MB Result	Units	PQL	MDL	Lab Quals
QC Batch ID: BUL0713						
Total Thallium	BUL0713-BLK1	ND	ug/L	100		
Total Vanadium	BUL0713-BLK1	ND	ug/L	10		
Total Zinc	BUL0713-BLK1	ND	ug/L	50		
QC Batch ID: BUL0737						
Dissolved Mercury	BUL0737-BLK1	ND	ug/L	0.20		
QC Batch ID: BUL1102						
Total Mercury	BUL1102-BLK1	ND	ug/L	0.20		



Conestoga-Rovers & Associates
5900 Hollis St. Suite A
Emeryville, CA 94608

Reported: 12/22/2011 10:56
Project: 4186
Project Number: 351721
Project Manager: Jim Schneider

Water Analysis (Metals)

Quality Control Report - Laboratory Control Sample

Constituent	QC Sample ID	Type	Result	Spike Level	Units	Percent Recovery	RPD	Control Limits		Lab Quals
								Percent Recovery	RPD	
QC Batch ID: BUL0573										
Dissolved Antimony	BUL0573-BS1	LCS	392.96	400.00	ug/L	98.2		85	115	
Dissolved Arsenic	BUL0573-BS1	LCS	191.57	200.00	ug/L	95.8		85	115	
Dissolved Barium	BUL0573-BS1	LCS	403.97	400.00	ug/L	101		85	115	
Dissolved Beryllium	BUL0573-BS1	LCS	200.27	200.00	ug/L	100		85	115	
Dissolved Cadmium	BUL0573-BS1	LCS	197.30	200.00	ug/L	98.6		85	115	
Dissolved Chromium	BUL0573-BS1	LCS	206.40	200.00	ug/L	103		85	115	
Dissolved Cobalt	BUL0573-BS1	LCS	203.65	200.00	ug/L	102		85	115	
Dissolved Copper	BUL0573-BS1	LCS	400.06	400.00	ug/L	100		85	115	
Dissolved Lead	BUL0573-BS1	LCS	420.17	400.00	ug/L	105		85	115	
Dissolved Manganese	BUL0573-BS1	LCS	514.78	500.00	ug/L	103		85	115	
Dissolved Molybdenum	BUL0573-BS1	LCS	205.55	200.00	ug/L	103		85	115	
Dissolved Nickel	BUL0573-BS1	LCS	426.52	400.00	ug/L	107		85	115	
Dissolved Selenium	BUL0573-BS1	LCS	186.79	200.00	ug/L	93.4		85	115	
Dissolved Silver	BUL0573-BS1	LCS	97.197	100.00	ug/L	97.2		85	115	
Dissolved Thallium	BUL0573-BS1	LCS	398.38	400.00	ug/L	99.6		85	115	
Dissolved Vanadium	BUL0573-BS1	LCS	201.60	200.00	ug/L	101		85	115	
Dissolved Zinc	BUL0573-BS1	LCS	519.65	500.00	ug/L	104		85	115	
QC Batch ID: BUL0585										
Hexavalent Chromium	BUL0585-BS1	LCS	52.159	50.000	ug/L	104		85	115	
QC Batch ID: BUL0713										
Total Antimony	BUL0713-BS1	LCS	409.92	400.00	ug/L	102		85	115	
Total Arsenic	BUL0713-BS1	LCS	179.95	200.00	ug/L	90.0		85	115	
Total Barium	BUL0713-BS1	LCS	444.99	400.00	ug/L	111		85	115	
Total Beryllium	BUL0713-BS1	LCS	215.40	200.00	ug/L	108		85	115	
Total Cadmium	BUL0713-BS1	LCS	208.76	200.00	ug/L	104		85	115	
Total Chromium	BUL0713-BS1	LCS	215.37	200.00	ug/L	108		85	115	
Total Cobalt	BUL0713-BS1	LCS	216.96	200.00	ug/L	108		85	115	
Total Copper	BUL0713-BS1	LCS	425.09	400.00	ug/L	106		85	115	
Total Lead	BUL0713-BS1	LCS	442.81	400.00	ug/L	111		85	115	
Total Molybdenum	BUL0713-BS1	LCS	213.75	200.00	ug/L	107		85	115	
Total Nickel	BUL0713-BS1	LCS	442.72	400.00	ug/L	111		85	115	
Total Selenium	BUL0713-BS1	LCS	226.53	200.00	ug/L	113		85	115	
Total Silver	BUL0713-BS1	LCS	102.26	100.00	ug/L	102		85	115	

The results in this report apply to the samples analyzed in accordance with the chain of custody document. This analytical report must be reproduced in its entirety. All results listed in this report are for the exclusive use of the submitting party. BC Laboratories, Inc. assumes no responsibility for report alteration, separation, detachment or third party interpretation.



Conestoga-Rovers & Associates
5900 Hollis St. Suite A
Emeryville, CA 94608

Reported: 12/22/2011 10:56
Project: 4186
Project Number: 351721
Project Manager: Jim Schneider

Water Analysis (Metals)

Quality Control Report - Laboratory Control Sample

Constituent	QC Sample ID	Type	Result	Spike Level	Units	Percent Recovery	RPD	Control Limits		Lab
								Percent Recovery	RPD	
QC Batch ID: BUL0713										
Total Thallium	BUL0713-BS1	LCS	461.99	400.00	ug/L	115		85 - 115		
Total Vanadium	BUL0713-BS1	LCS	210.34	200.00	ug/L	105		85 - 115		
Total Zinc	BUL0713-BS1	LCS	548.01	500.00	ug/L	110		85 - 115		
QC Batch ID: BUL0737										
Dissolved Mercury	BUL0737-BS1	LCS	1.0150	1.0000	ug/L	102		85 - 115		
QC Batch ID: BUL1102										
Total Mercury	BUL1102-BS1	LCS	1.0600	1.0000	ug/L	106		85 - 115		

The results in this report apply to the samples analyzed in accordance with the chain of custody document. This analytical report must be reproduced in its entirety.
All results listed in this report are for the exclusive use of the submitting party. BC Laboratories, Inc. assumes no responsibility for report alteration, separation, detachment or third party interpretation.



Conestoga-Rovers & Associates
5900 Hollis St. Suite A
Emeryville, CA 94608

Reported: 12/22/2011 10:56
Project: 4186
Project Number: 351721
Project Manager: Jim Schneider

Water Analysis (Metals)

Quality Control Report - Precision & Accuracy

Table with columns: Constituent, Source Type, Source Sample ID, Source Result, Result, Spike Added, Units, RPD, Percent Recovery, Control Limits RPD, Control Limits Percent Recovery, Lab Quals. Includes a sub-table for QC Batch ID: BUL0573.

The results in this report apply to the samples analyzed in accordance with the chain of custody document. This analytical report must be reproduced in its entirety. All results listed in this report are for the exclusive use of the submitting party. BC Laboratories, Inc. assumes no responsibility for report alteration, separation, detachment or third party interpretation.



Conestoga-Rovers & Associates
5900 Hollis St. Suite A
Emeryville, CA 94608

Reported: 12/22/2011 10:56
Project: 4186
Project Number: 351721
Project Manager: Jim Schneider

Water Analysis (Metals)

Quality Control Report - Precision & Accuracy

Constituent	Type	Source Sample ID	Source Result	Result	Spike Added	Units	RPD	Control Limits		Lab Quals
								Percent Recovery	Percent Recovery	
QC Batch ID: BUL0573		Used client sample: N								
Dissolved Silver	DUP	1120075-01	ND	ND		ug/L			20	
	MS	1120075-01	ND	90.876	102.04	ug/L		89.1		75 - 125
	MSD	1120075-01	ND	91.050	102.04	ug/L	0.2	89.2	20	75 - 125
Dissolved Thallium	DUP	1120075-01	ND	ND		ug/L			20	
	MS	1120075-01	ND	400.98	408.16	ug/L		98.2		75 - 125
	MSD	1120075-01	ND	413.29	408.16	ug/L	3.0	101	20	75 - 125
Dissolved Vanadium	DUP	1120075-01	6.6006	ND		ug/L			20	
	MS	1120075-01	6.6006	217.76	204.08	ug/L		103		75 - 125
	MSD	1120075-01	6.6006	217.93	204.08	ug/L	0.1	104	20	75 - 125
Dissolved Zinc	DUP	1120075-01	ND	ND		ug/L			20	
	MS	1120075-01	ND	524.75	510.20	ug/L		103		75 - 125
	MSD	1120075-01	ND	529.39	510.20	ug/L	0.9	104	20	75 - 125
QC Batch ID: BUL0585		Used client sample: N								
Hexavalent Chromium	DUP	1120074-11	ND	ND		ug/L			10	
	MS	1120074-11	ND	265.18	263.16	ug/L		101		85 - 115
	MSD	1120074-11	ND	268.23	263.16	ug/L	1.1	102	10	85 - 115
QC Batch ID: BUL0713		Used client sample: Y - Description: U-15-W-111207, 12/07/2011 12:05								
Total Antimony	DUP	1120089-02	ND	ND		ug/L			20	
	MS	1120089-02	ND	406.65	400.00	ug/L		102		75 - 125
	MSD	1120089-02	ND	399.94	400.00	ug/L	1.7	100	20	75 - 125
Total Arsenic	DUP	1120089-02	ND	ND		ug/L			20	
	MS	1120089-02	ND	180.25	200.00	ug/L		90.1		75 - 125
	MSD	1120089-02	ND	184.29	200.00	ug/L	2.2	92.1	20	75 - 125
Total Barium	DUP	1120089-02	109.43	108.74		ug/L	0.6		20	
	MS	1120089-02	109.43	533.58	400.00	ug/L		106		75 - 125
	MSD	1120089-02	109.43	513.75	400.00	ug/L	3.8	101	20	75 - 125
Total Beryllium	DUP	1120089-02	ND	ND		ug/L			20	
	MS	1120089-02	ND	211.08	200.00	ug/L		106		75 - 125
	MSD	1120089-02	ND	205.24	200.00	ug/L	2.8	103	20	75 - 125
Total Cadmium	DUP	1120089-02	ND	ND		ug/L			20	
	MS	1120089-02	ND	203.70	200.00	ug/L		102		75 - 125
	MSD	1120089-02	ND	198.55	200.00	ug/L	2.6	99.3	20	75 - 125
Total Chromium	DUP	1120089-02	26.735	27.110		ug/L	1.4		20	
	MS	1120089-02	26.735	235.02	200.00	ug/L		104		75 - 125
	MSD	1120089-02	26.735	229.17	200.00	ug/L	2.5	101	20	75 - 125
Total Cobalt	DUP	1120089-02	ND	ND		ug/L			20	
	MS	1120089-02	ND	205.63	200.00	ug/L		103		75 - 125
	MSD	1120089-02	ND	202.54	200.00	ug/L	1.5	101	20	75 - 125

The results in this report apply to the samples analyzed in accordance with the chain of custody document. This analytical report must be reproduced in its entirety. All results listed in this report are for the exclusive use of the submitting party. BC Laboratories, Inc. assumes no responsibility for report alteration, separation, detachment or third party interpretation.



Conestoga-Rovers & Associates
5900 Hollis St. Suite A
Emeryville, CA 94608

Reported: 12/22/2011 10:56
Project: 4186
Project Number: 351721
Project Manager: Jim Schneider

Water Analysis (Metals)

Quality Control Report - Precision & Accuracy

Constituent	Type	Source Sample ID	Source Result	Result	Spike Added	Units	RPD	Percent Recovery		Lab Quals
								RPD	Percent Recovery	
QC Batch ID: BUL0713		Used client sample: Y - Description: U-15-W-111207, 12/07/2011 12:05								
Total Copper	DUP	1120089-02	6.6194	ND		ug/L			20	
	MS	1120089-02	6.6194	416.63	400.00	ug/L		103		75 - 125
	MSD	1120089-02	6.6194	408.74	400.00	ug/L	1.9	101	20	75 - 125
Total Lead	DUP	1120089-02	ND	ND		ug/L			20	
	MS	1120089-02	ND	411.25	400.00	ug/L		103		75 - 125
	MSD	1120089-02	ND	406.33	400.00	ug/L	1.2	102	20	75 - 125
Total Molybdenum	DUP	1120089-02	ND	ND		ug/L			20	
	MS	1120089-02	ND	208.48	200.00	ug/L		104		75 - 125
	MSD	1120089-02	ND	205.74	200.00	ug/L	1.3	103	20	75 - 125
Total Nickel	DUP	1120089-02	10.528	10.264		ug/L	2.5		20	
	MS	1120089-02	10.528	425.60	400.00	ug/L		104		75 - 125
	MSD	1120089-02	10.528	416.11	400.00	ug/L	2.3	101	20	75 - 125
Total Selenium	DUP	1120089-02	ND	ND		ug/L			20	
	MS	1120089-02	ND	233.55	200.00	ug/L		117		75 - 125
	MSD	1120089-02	ND	233.93	200.00	ug/L	0.2	117	20	75 - 125
Total Silver	DUP	1120089-02	ND	ND		ug/L			20	
	MS	1120089-02	ND	100.62	100.00	ug/L		101		75 - 125
	MSD	1120089-02	ND	98.209	100.00	ug/L	2.4	98.2	20	75 - 125
Total Thallium	DUP	1120089-02	ND	ND		ug/L			20	
	MS	1120089-02	ND	422.78	400.00	ug/L		106		75 - 125
	MSD	1120089-02	ND	419.17	400.00	ug/L	0.9	105	20	75 - 125
Total Vanadium	DUP	1120089-02	ND	ND		ug/L			20	
	MS	1120089-02	ND	207.38	200.00	ug/L		104		75 - 125
	MSD	1120089-02	ND	203.40	200.00	ug/L	1.9	102	20	75 - 125
Total Zinc	DUP	1120089-02	8.4935	ND		ug/L			20	
	MS	1120089-02	8.4935	539.80	500.00	ug/L		106		75 - 125
	MSD	1120089-02	8.4935	534.72	500.00	ug/L	0.9	105	20	75 - 125
QC Batch ID: BUL0737		Used client sample: N								
Dissolved Mercury	DUP	1120060-01	0.032500	ND		ug/L			20	
	MS	1120060-01	0.032500	1.0225	1.0000	ug/L		99.0		70 - 130
	MSD	1120060-01	0.032500	0.99250	1.0000	ug/L	3.0	96.0	20	70 - 130
QC Batch ID: BUL1102		Used client sample: Y - Description: U-15-W-111207, 12/07/2011 12:05								
Total Mercury	DUP	1120089-02	ND	ND		ug/L			20	
	MS	1120089-02	ND	1.0425	1.0000	ug/L		104		70 - 130
	MSD	1120089-02	ND	1.0475	1.0000	ug/L	0.5	105	20	70 - 130

The results in this report apply to the samples analyzed in accordance with the chain of custody document. This analytical report must be reproduced in its entirety. All results listed in this report are for the exclusive use of the submitting party. BC Laboratories, Inc. assumes no responsibility for report alteration, separation, detachment or third party interpretation.



Conestoga-Rovers & Associates
5900 Hollis St. Suite A
Emeryville, CA 94608

Reported: 12/22/2011 10:56
Project: 4186
Project Number: 351721
Project Manager: Jim Schneider

Notes And Definitions

- MDL Method Detection Limit
- ND Analyte Not Detected at or above the reporting limit
- PQL Practical Quantitation Limit
- RPD Relative Percent Difference
- A03 The sample concentration is more than 4 times the spike level.



Date of Report: 12/23/2011

Jim Schneider

Conestoga-Rovers & Associates

5900 Hollis St. Suite A

Emeryville, CA 94608

Project: 4186

BC Work Order: 1120209

Invoice ID: B113710

Enclosed are the results of analyses for samples received by the laboratory on 12/8/2011. If you have any questions concerning this report, please feel free to contact me.

Sincerely,

Contact Person: Molly Meyers
Client Service Rep

Authorized Signature

Certifications: CA ELAP #1186; NV #CA00014



Table of Contents

Sample Information

Laboratory / Client Sample Cross Reference..... 3

Sample Results

1120209-01 - U-7-W-111208

 Volatile Organic Analysis (EPA Method 8260)..... 5

 Gas Testing in Water..... 6

 Water Analysis (General Chemistry)..... 7

1120209-02 - U-11-W-111208

 Volatile Organic Analysis (EPA Method 8260)..... 8

 Gas Testing in Water..... 9

 Water Analysis (General Chemistry)..... 10

 Water Analysis (Metals)..... 11

1120209-03 - U-9-W-111208

 Volatile Organic Analysis (EPA Method 8260)..... 13

 Gas Testing in Water..... 14

 Water Analysis (General Chemistry)..... 15

 Water Analysis (Metals)..... 16

1120209-04 - U-6-W-111208

 Volatile Organic Analysis (EPA Method 8260)..... 18

 Gas Testing in Water..... 19

 Water Analysis (General Chemistry)..... 20

1120209-05 - U-8-W-111208

 Volatile Organic Analysis (EPA Method 8260)..... 21

 Gas Testing in Water..... 22

 Water Analysis (General Chemistry)..... 23

 Water Analysis (Metals)..... 24

1120209-06 - U-10-W-111208

 Volatile Organic Analysis (EPA Method 8260)..... 26

 Gas Testing in Water..... 27

 Water Analysis (General Chemistry)..... 28

 Water Analysis (Metals)..... 29

Quality Control Reports

Volatile Organic Analysis (EPA Method 8260)

 Method Blank Analysis..... 31

 Laboratory Control Sample..... 32

 Precision and Accuracy..... 33

Gas Testing in Water

 Method Blank Analysis..... 34

 Laboratory Control Sample..... 35

Water Analysis (General Chemistry)

 Method Blank Analysis..... 36

 Laboratory Control Sample..... 37

 Precision and Accuracy..... 38

Water Analysis (Metals)

 Method Blank Analysis..... 39

 Laboratory Control Sample..... 41

 Precision and Accuracy..... 43

Notes

Notes and Definitions..... 47



Conestoga-Rovers & Associates
5900 Hollis St. Suite A
Emeryville, CA 94608

Reported: 12/23/2011 13:13
Project: 4186
Project Number: 351721
Project Manager: Jim Schneider

Laboratory / Client Sample Cross Reference

Laboratory	Client Sample Information		
1120209-01	COC Number:	---	Receive Date: 12/28/2011 21:20
	Project Number:	4186	Sampling Date: 12/08/2011 12:59
	Sampling Location:	---	Sample Depth: ---
	Sampling Point:	U-7-W-111208	Lab Matrix: Water
	Sampled By:	TRCI	Sample Type: Groundwater
			Delivery Work Order:
			Global ID: T0600101777
			Location ID (FieldPoint): U-7
			Matrix: W
			Sample QC Type (SACode): CS
		Cooler ID:	
1120209-02	COC Number:	---	Receive Date: 12/28/2011 21:20
	Project Number:	4186	Sampling Date: 12/08/2011 13:11
	Sampling Location:	---	Sample Depth: ---
	Sampling Point:	U-11-W-111208	Lab Matrix: Water
	Sampled By:	TRCI	Sample Type: Groundwater
			Metal Analysis: 2-Lab Filtered and Acidified
			Delivery Work Order:
			Global ID: T0600101777
			Location ID (FieldPoint): U-11
			Matrix: W
		Sample QC Type (SACode): CS	
		Cooler ID:	
1120209-03	COC Number:	---	Receive Date: 12/28/2011 21:20
	Project Number:	4186	Sampling Date: 12/08/2011 13:26
	Sampling Location:	---	Sample Depth: ---
	Sampling Point:	U-9-W-111208	Lab Matrix: Water
	Sampled By:	TRCI	Sample Type: Groundwater
			Metal Analysis: 2-Lab Filtered and Acidified
			Delivery Work Order:
			Global ID: T0600101777
			Location ID (FieldPoint): U-9
			Matrix: W
		Sample QC Type (SACode): CS	
		Cooler ID:	



Conestoga-Rovers & Associates
5900 Hollis St. Suite A
Emeryville, CA 94608

Reported: 12/23/2011 13:13
Project: 4186
Project Number: 351721
Project Manager: Jim Schneider

Laboratory / Client Sample Cross Reference

Laboratory	Client Sample Information
------------	---------------------------

1120209-04	COC Number: --- Project Number: 4186 Sampling Location: --- Sampling Point: U-6-W-111208 Sampled By: TRCI	Receive Date: 12/28/2011 21:20 Sampling Date: 12/08/2011 12:00 Sample Depth: --- Lab Matrix: Water Sample Type: Groundwater Delivery Work Order: Global ID: T0600101777 Location ID (FieldPoint): U-6 Matrix: W Sample QC Type (SACode): CS Cooler ID:
-------------------	--	---

1120209-05	COC Number: --- Project Number: 4186 Sampling Location: --- Sampling Point: U-8-W-111208 Sampled By: TRCI	Receive Date: 12/28/2011 21:20 Sampling Date: 12/08/2011 13:46 Sample Depth: --- Lab Matrix: Water Sample Type: Groundwater Metal Analysis: 2-Lab Filtered and Acidified Delivery Work Order: Global ID: T0600101777 Location ID (FieldPoint): U-8 Matrix: W Sample QC Type (SACode): CS Cooler ID:
-------------------	--	---

1120209-06	COC Number: --- Project Number: 4186 Sampling Location: --- Sampling Point: U-10-W-111208 Sampled By: TRCI	Receive Date: 12/28/2011 21:20 Sampling Date: 12/08/2011 09:25 Sample Depth: --- Lab Matrix: Water Sample Type: Groundwater Metal Analysis: 2-Lab Filtered and Acidified Delivery Work Order: Global ID: T0600101777 Location ID (FieldPoint): U-10 Matrix: W Sample QC Type (SACode): CS Cooler ID:
-------------------	---	--



Conestoga-Rovers & Associates
5900 Hollis St. Suite A
Emeryville, CA 94608

Reported: 12/23/2011 13:13
Project: 4186
Project Number: 351721
Project Manager: Jim Schneider

Volatile Organic Analysis (EPA Method 8260)

BCL Sample ID: 1120209-01	Client Sample Name: 4186, U-7-W-111208, 12/8/2011 12:59:00PM
----------------------------------	---

Constituent	Result	Units	PQL	Method	MB Bias	Lab Quals	Run #
Benzene	4.2	ug/L	0.50	EPA-8260	ND		1
1,2-Dibromoethane	ND	ug/L	0.50	EPA-8260	ND		1
1,2-Dichloroethane	ND	ug/L	0.50	EPA-8260	ND		1
Ethylbenzene	11	ug/L	0.50	EPA-8260	ND		1
Methyl t-butyl ether	33	ug/L	0.50	EPA-8260	ND		1
Toluene	1.3	ug/L	0.50	EPA-8260	ND		1
Total Xylenes	1.8	ug/L	1.0	EPA-8260	ND		1
t-Amyl Methyl ether	ND	ug/L	0.50	EPA-8260	ND		1
t-Butyl alcohol	ND	ug/L	10	EPA-8260	ND		1
Diisopropyl ether	ND	ug/L	0.50	EPA-8260	ND		1
Ethanol	ND	ug/L	250	EPA-8260	ND		1
Ethyl t-butyl ether	ND	ug/L	0.50	EPA-8260	ND		1
Total Purgeable Petroleum Hydrocarbons	1500	ug/L	50	Luft-GC/MS	ND		1
1,2-Dichloroethane-d4 (Surrogate)	90.3	%	76 - 114 (LCL - UCL)	EPA-8260			1
Toluene-d8 (Surrogate)	103	%	88 - 110 (LCL - UCL)	EPA-8260			1
4-Bromofluorobenzene (Surrogate)	100	%	86 - 115 (LCL - UCL)	EPA-8260			1

Run #	Method	Prep Date	Run Date/Time	Analyst	Instrument	Dilution	QC Batch ID
1	EPA-8260	12/14/11	12/15/11 06:44	JCC	MS-V4	1	BUL0927



Conestoga-Rovers & Associates
5900 Hollis St. Suite A
Emeryville, CA 94608

Reported: 12/23/2011 13:13
Project: 4186
Project Number: 351721
Project Manager: Jim Schneider

Gas Testing in Water

BCL Sample ID: 1120209-01	Client Sample Name: 4186, U-7-W-111208, 12/8/2011 12:59:00PM
----------------------------------	---

Constituent	Result	Units	PQL	Method	MB Bias	Lab Quals	Run #
Methane	0.26	mg/L	0.0050	RSK-175M	ND	A01	1

Run #	Method	Prep Date	Run Date/Time	Analyst	Instrument	Dilution	QC Batch ID
1	RSK-175M	12/21/11	12/21/11 14:17	JMC	GC-V1	5	BUL1335



Conestoga-Rovers & Associates
5900 Hollis St. Suite A
Emeryville, CA 94608

Reported: 12/23/2011 13:13
Project: 4186
Project Number: 351721
Project Manager: Jim Schneider

Water Analysis (General Chemistry)

BCL Sample ID: 1120209-01	Client Sample Name: 4186, U-7-W-111208, 12/8/2011 12:59:00PM
----------------------------------	---

Constituent	Result	Units	PQL	Method	MB Bias	Lab Quals	Run #
Nitrate as NO3	ND	mg/L	0.44	EPA-300.0	ND		1
Sulfate	14	mg/L	1.0	EPA-300.0	ND		1
Iron (II) Species, Dissolved	ND	ug/L	100	SM-3500-FeD	ND		2

Run #	Method	Prep Date	Run		Analyst	Instrument	Dilution	QC
			Date/Time					Batch ID
1	EPA-300.0	12/09/11	12/09/11	15:03	AKB	IC1	1	BUL0696
2	SM-3500-FeD	12/09/11	12/09/11	15:00	MSA	SPEC05	1	BUL1499



Conestoga-Rovers & Associates
5900 Hollis St. Suite A
Emeryville, CA 94608

Reported: 12/23/2011 13:13
Project: 4186
Project Number: 351721
Project Manager: Jim Schneider

Volatile Organic Analysis (EPA Method 8260)

BCL Sample ID: 1120209-02	Client Sample Name: 4186, U-11-W-111208, 12/8/2011 1:11:00PM
----------------------------------	---

Constituent	Result	Units	PQL	Method	MB Bias	Lab Quals	Run #
Benzene	0.52	ug/L	0.50	EPA-8260	ND		1
1,2-Dibromoethane	ND	ug/L	0.50	EPA-8260	ND		1
1,2-Dichloroethane	ND	ug/L	0.50	EPA-8260	ND		1
Ethylbenzene	0.90	ug/L	0.50	EPA-8260	ND		1
Methyl t-butyl ether	1000	ug/L	10	EPA-8260	ND	A01	2
Toluene	ND	ug/L	0.50	EPA-8260	ND		1
Total Xylenes	ND	ug/L	1.0	EPA-8260	ND		1
t-Amyl Methyl ether	ND	ug/L	0.50	EPA-8260	ND		1
t-Butyl alcohol	11000	ug/L	200	EPA-8260	ND	A01	2
Diisopropyl ether	ND	ug/L	0.50	EPA-8260	ND		1
Ethanol	ND	ug/L	250	EPA-8260	ND		1
Ethyl t-butyl ether	ND	ug/L	0.50	EPA-8260	ND		1
Total Purgeable Petroleum Hydrocarbons	1000	ug/L	50	Luft-GC/MS	ND		1
1,2-Dichloroethane-d4 (Surrogate)	84.4	%	76 - 114 (LCL - UCL)	EPA-8260			1
1,2-Dichloroethane-d4 (Surrogate)	99.7	%	76 - 114 (LCL - UCL)	EPA-8260			2
Toluene-d8 (Surrogate)	103	%	88 - 110 (LCL - UCL)	EPA-8260			1
Toluene-d8 (Surrogate)	100	%	88 - 110 (LCL - UCL)	EPA-8260			2
4-Bromofluorobenzene (Surrogate)	102	%	86 - 115 (LCL - UCL)	EPA-8260			1
4-Bromofluorobenzene (Surrogate)	103	%	86 - 115 (LCL - UCL)	EPA-8260			2

Run #	Method	Prep Date	Run Date/Time	Analyst	Instrument	Dilution	QC Batch ID
1	EPA-8260	12/14/11	12/15/11 07:13	JCC	MS-V4	1	BUL0927
2	EPA-8260	12/14/11	12/15/11 21:42	JCC	MS-V4	20	BUL0927



Conestoga-Rovers & Associates
5900 Hollis St. Suite A
Emeryville, CA 94608

Reported: 12/23/2011 13:13
Project: 4186
Project Number: 351721
Project Manager: Jim Schneider

Gas Testing in Water

BCL Sample ID: 1120209-02	Client Sample Name: 4186, U-11-W-111208, 12/8/2011 1:11:00PM
----------------------------------	---

Constituent	Result	Units	PQL	Method	MB Bias	Lab Quals	Run #
Methane	0.34	mg/L	0.010	RSK-175M	ND	A01	1

Run #	Method	Prep Date	Run Date/Time	Analyst	Instrument	Dilution	QC Batch ID
1	RSK-175M	12/21/11	12/21/11 14:10	JMC	GC-V1	10	BUL1335



Conestoga-Rovers & Associates
5900 Hollis St. Suite A
Emeryville, CA 94608

Reported: 12/23/2011 13:13
Project: 4186
Project Number: 351721
Project Manager: Jim Schneider

Water Analysis (General Chemistry)

BCL Sample ID: 1120209-02	Client Sample Name: 4186, U-11-W-111208, 12/8/2011 1:11:00PM
----------------------------------	---

Constituent	Result	Units	PQL	Method	MB Bias	Lab Quals	Run #
Dissolved Calcium	140	mg/L	0.10	EPA-6010B	ND		1
Dissolved Magnesium	390	mg/L	0.050	EPA-6010B	ND		1
Dissolved Sodium	72	mg/L	0.50	EPA-6010B	ND		1
Dissolved Potassium	2.8	mg/L	1.0	EPA-6010B	ND		1
Chloride	77	mg/L	2.5	EPA-300.0	ND	A01	2
Fluoride	ND	mg/L	0.25	EPA-300.0	ND	A01	2
Nitrate as NO3	ND	mg/L	2.2	EPA-300.0	ND	A01	2
Sulfate	1300	mg/L	5.0	EPA-300.0	ND	A01	2
Total Dissolved Solids @ 180 C	3000	mg/L	100	EPA-160.1	ND		3
Iron (II) Species, Dissolved	ND	ug/L	100	SM-3500-FeD	ND		4

Run #	Method	Prep Date	Run Date/Time	Analyst	Instrument	Dilution	QC Batch ID
1	EPA-6010B	12/12/11	12/13/11 12:00	ARD	PE-OP1	1	BUL0765
2	EPA-300.0	12/09/11	12/09/11 15:57	AKB	IC1	5	BUL0696
3	EPA-160.1	12/14/11	12/14/11 08:00	JES2	MANUAL	10	BUL0875
4	SM-3500-FeD	12/09/11	12/09/11 15:00	MSA	SPEC05	1	BUL1499

The results in this report apply to the samples analyzed in accordance with the chain of custody document. This analytical report must be reproduced in its entirety.
All results listed in this report are for the exclusive use of the submitting party. BC Laboratories, Inc. assumes no responsibility for report alteration, separation, detachment or third party interpretation.



Conestoga-Rovers & Associates
5900 Hollis St. Suite A
Emeryville, CA 94608

Reported: 12/23/2011 13:13
Project: 4186
Project Number: 351721
Project Manager: Jim Schneider

Water Analysis (Metals)

BCL Sample ID: 1120209-02		Client Sample Name: 4186, U-11-W-111208, 12/8/2011 1:11:00PM					
Constituent	Result	Units	PQL	Method	MB Bias	Lab Quals	Run #
Dissolved Antimony	ND	ug/L	100	EPA-6010B	ND		1
Dissolved Arsenic	ND	ug/L	50	EPA-6010B	ND		1
Hexavalent Chromium	ND	ug/L	2.0	EPA-7196	ND		2
Dissolved Barium	51	ug/L	10	EPA-6010B	ND		1
Dissolved Beryllium	ND	ug/L	10	EPA-6010B	ND		1
Dissolved Cadmium	ND	ug/L	10	EPA-6010B	ND		1
Dissolved Chromium	ND	ug/L	10	EPA-6010B	ND		1
Dissolved Cobalt	ND	ug/L	50	EPA-6010B	ND		1
Dissolved Copper	ND	ug/L	10	EPA-6010B	ND		1
Dissolved Lead	ND	ug/L	50	EPA-6010B	ND		1
Dissolved Manganese	6900	ug/L	10	EPA-6010B	ND		1
Dissolved Mercury	ND	ug/L	0.20	EPA-7470A	ND		3
Dissolved Molybdenum	ND	ug/L	50	EPA-6010B	ND		1
Dissolved Nickel	51	ug/L	10	EPA-6010B	ND		1
Dissolved Selenium	ND	ug/L	100	EPA-6010B	ND		1
Dissolved Silver	ND	ug/L	10	EPA-6010B	ND		1
Dissolved Thallium	ND	ug/L	100	EPA-6010B	ND		1
Dissolved Vanadium	ND	ug/L	10	EPA-6010B	ND		1
Dissolved Zinc	ND	ug/L	10	EPA-6010B	ND		1
Total Antimony	ND	ug/L	100	EPA-6010B	ND		4
Total Arsenic	ND	ug/L	50	EPA-6010B	ND		4
Total Barium	520	ug/L	10	EPA-6010B	ND		4
Total Beryllium	ND	ug/L	10	EPA-6010B	ND		4
Total Cadmium	ND	ug/L	10	EPA-6010B	ND		4
Total Chromium	78	ug/L	10	EPA-6010B	ND		4
Total Cobalt	54	ug/L	50	EPA-6010B	ND		4
Total Copper	72	ug/L	10	EPA-6010B	ND		4
Total Lead	ND	ug/L	50	EPA-6010B	ND		4
Total Mercury	ND	ug/L	0.20	EPA-7470A	ND		5
Total Molybdenum	ND	ug/L	50	EPA-6010B	ND		4
Total Nickel	400	ug/L	10	EPA-6010B	ND		4
Total Selenium	ND	ug/L	100	EPA-6010B	ND		4
Total Silver	ND	ug/L	10	EPA-6010B	ND		4

The results in this report apply to the samples analyzed in accordance with the chain of custody document. This analytical report must be reproduced in its entirety. All results listed in this report are for the exclusive use of the submitting party. BC Laboratories, Inc. assumes no responsibility for report alteration, separation, detachment or third party interpretation.



Conestoga-Rovers & Associates
5900 Hollis St. Suite A
Emeryville, CA 94608

Reported: 12/23/2011 13:13
Project: 4186
Project Number: 351721
Project Manager: Jim Schneider

Water Analysis (Metals)

BCL Sample ID: 1120209-02	Client Sample Name: 4186, U-11-W-111208, 12/8/2011 1:11:00PM
----------------------------------	---

Constituent	Result	Units	PQL	Method	MB Bias	Lab Quals	Run #
Total Thallium	ND	ug/L	100	EPA-6010B	ND		4
Total Vanadium	54	ug/L	10	EPA-6010B	ND		4
Total Zinc	69	ug/L	50	EPA-6010B	ND		4

Run #	Method	Prep Date	Run		Analyst	Instrument	Dilution	QC
			Date/Time					Batch ID
1	EPA-6010B	12/12/11	12/13/11	12:00	ARD	PE-OP1	1	BUL0765
2	EPA-7196	12/09/11	12/09/11	08:11	TDC	KONE-1	1	BUL0586
3	EPA-7470A	12/21/11	12/22/11	08:42	MEV	CETAC1	1	BUL1416
4	EPA-6010B	12/21/11	12/22/11	12:37	ARD	PE-OP1	1	BUL1405
5	EPA-7470A	12/19/11	12/21/11	08:37	MEV	CETAC1	1	BUL1203

The results in this report apply to the samples analyzed in accordance with the chain of custody document. This analytical report must be reproduced in its entirety.
All results listed in this report are for the exclusive use of the submitting party. BC Laboratories, Inc. assumes no responsibility for report alteration, separation, detachment or third party interpretation.



Conestoga-Rovers & Associates
5900 Hollis St. Suite A
Emeryville, CA 94608

Reported: 12/23/2011 13:13
Project: 4186
Project Number: 351721
Project Manager: Jim Schneider

Volatile Organic Analysis (EPA Method 8260)

BCL Sample ID: 1120209-03	Client Sample Name: 4186, U-9-W-111208, 12/8/2011 1:26:00PM
----------------------------------	--

Constituent	Result	Units	PQL	Method	MB Bias	Lab Quals	Run #
Benzene	7.4	ug/L	0.50	EPA-8260	ND		1
1,2-Dibromoethane	ND	ug/L	0.50	EPA-8260	ND		1
1,2-Dichloroethane	ND	ug/L	0.50	EPA-8260	ND		1
Ethylbenzene	40	ug/L	0.50	EPA-8260	ND		1
Methyl t-butyl ether	3.0	ug/L	0.50	EPA-8260	ND		1
Toluene	1.9	ug/L	0.50	EPA-8260	ND		1
Total Xylenes	6.2	ug/L	1.0	EPA-8260	ND		1
t-Amyl Methyl ether	ND	ug/L	0.50	EPA-8260	ND		1
t-Butyl alcohol	ND	ug/L	10	EPA-8260	ND		1
Diisopropyl ether	ND	ug/L	0.50	EPA-8260	ND		1
Ethanol	ND	ug/L	250	EPA-8260	ND		1
Ethyl t-butyl ether	ND	ug/L	0.50	EPA-8260	ND		1
Total Purgeable Petroleum Hydrocarbons	2900	ug/L	250	Luft-GC/MS	ND	A01	2
1,2-Dichloroethane-d4 (Surrogate)	93.6	%	76 - 114 (LCL - UCL)	EPA-8260			1
1,2-Dichloroethane-d4 (Surrogate)	93.7	%	76 - 114 (LCL - UCL)	EPA-8260			2
Toluene-d8 (Surrogate)	105	%	88 - 110 (LCL - UCL)	EPA-8260			1
Toluene-d8 (Surrogate)	104	%	88 - 110 (LCL - UCL)	EPA-8260			2
4-Bromofluorobenzene (Surrogate)	107	%	86 - 115 (LCL - UCL)	EPA-8260			1
4-Bromofluorobenzene (Surrogate)	103	%	86 - 115 (LCL - UCL)	EPA-8260			2

Run #	Method	Prep Date	Run Date/Time	Analyst	Instrument	Dilution	QC Batch ID
1	EPA-8260	12/14/11	12/15/11 07:42	JCC	MS-V4	1	BUL0927
2	EPA-8260	12/14/11	12/15/11 22:11	JCC	MS-V4	5	BUL0927

The results in this report apply to the samples analyzed in accordance with the chain of custody document. This analytical report must be reproduced in its entirety. All results listed in this report are for the exclusive use of the submitting party. BC Laboratories, Inc. assumes no responsibility for report alteration, separation, detachment or third party interpretation.



Conestoga-Rovers & Associates
5900 Hollis St. Suite A
Emeryville, CA 94608

Reported: 12/23/2011 13:13
Project: 4186
Project Number: 351721
Project Manager: Jim Schneider

Gas Testing in Water

BCL Sample ID: 1120209-03	Client Sample Name: 4186, U-9-W-111208, 12/8/2011 1:26:00PM
----------------------------------	--

Constituent	Result	Units	PQL	Method	MB Bias	Lab Quals	Run #
Methane	7.7	mg/L	0.050	RSK-175M	ND	A01,S01	1

Run #	Method	Prep Date	Run Date/Time	Analyst	Instrument	Dilution	QC Batch ID
1	RSK-175M	12/21/11	12/21/11 14:01	JMC	GC-V1	50	BUL1335

The results in this report apply to the samples analyzed in accordance with the chain of custody document. This analytical report must be reproduced in its entirety.
All results listed in this report are for the exclusive use of the submitting party. BC Laboratories, Inc. assumes no responsibility for report alteration, separation, detachment or third party interpretation.



Conestoga-Rovers & Associates
5900 Hollis St. Suite A
Emeryville, CA 94608

Reported: 12/23/2011 13:13
Project: 4186
Project Number: 351721
Project Manager: Jim Schneider

Water Analysis (General Chemistry)

BCL Sample ID: 1120209-03	Client Sample Name: 4186, U-9-W-111208, 12/8/2011 1:26:00PM
----------------------------------	--

Constituent	Result	Units	PQL	Method	MB Bias	Lab Quals	Run #
Dissolved Calcium	46	mg/L	0.10	EPA-6010B	ND		1
Dissolved Magnesium	88	mg/L	0.050	EPA-6010B	ND		1
Dissolved Sodium	53	mg/L	0.50	EPA-6010B	ND		1
Dissolved Potassium	1.5	mg/L	1.0	EPA-6010B	ND		1
Chloride	62	mg/L	0.50	EPA-300.0	ND		2
Fluoride	0.21	mg/L	0.050	EPA-300.0	ND		2
Nitrate as NO3	ND	mg/L	0.44	EPA-300.0	ND		2
Sulfate	15	mg/L	1.0	EPA-300.0	ND		2
Total Dissolved Solids @ 180 C	630	mg/L	33	EPA-160.1	ND		3
Iron (II) Species, Dissolved	ND	ug/L	100	SM-3500-FeD	ND		4

Run #	Method	Prep Date	Run Date/Time	Analyst	Instrument	Dilution	QC Batch ID
1	EPA-6010B	12/12/11	12/13/11 12:26	ARD	PE-OP1	1	BUL0765
2	EPA-300.0	12/09/11	12/09/11 16:11	AKB	IC1	1	BUL0696
3	EPA-160.1	12/14/11	12/14/11 08:00	JES2	MANUAL	3.333	BUL0876
4	SM-3500-FeD	12/09/11	12/09/11 15:00	MSA	SPEC05	1	BUL1499

The results in this report apply to the samples analyzed in accordance with the chain of custody document. This analytical report must be reproduced in its entirety. All results listed in this report are for the exclusive use of the submitting party. BC Laboratories, Inc. assumes no responsibility for report alteration, separation, detachment or third party interpretation.



Conestoga-Rovers & Associates
5900 Hollis St. Suite A
Emeryville, CA 94608

Reported: 12/23/2011 13:13
Project: 4186
Project Number: 351721
Project Manager: Jim Schneider

Water Analysis (Metals)

BCL Sample ID: 1120209-03		Client Sample Name: 4186, U-9-W-111208, 12/8/2011 1:26:00PM					
Constituent	Result	Units	PQL	Method	MB Bias	Lab Quals	Run #
Dissolved Antimony	ND	ug/L	100	EPA-6010B	ND		1
Dissolved Arsenic	ND	ug/L	50	EPA-6010B	ND		1
Hexavalent Chromium	ND	ug/L	2.0	EPA-7196	ND		2
Dissolved Barium	440	ug/L	10	EPA-6010B	ND		1
Dissolved Beryllium	ND	ug/L	10	EPA-6010B	ND		1
Dissolved Cadmium	ND	ug/L	10	EPA-6010B	ND		1
Dissolved Chromium	ND	ug/L	10	EPA-6010B	ND		1
Dissolved Cobalt	ND	ug/L	50	EPA-6010B	ND		1
Dissolved Copper	ND	ug/L	10	EPA-6010B	ND		1
Dissolved Lead	ND	ug/L	50	EPA-6010B	ND		1
Dissolved Manganese	2200	ug/L	10	EPA-6010B	ND		1
Dissolved Mercury	ND	ug/L	0.20	EPA-7470A	ND		3
Dissolved Molybdenum	ND	ug/L	50	EPA-6010B	ND		1
Dissolved Nickel	ND	ug/L	10	EPA-6010B	ND		1
Dissolved Selenium	ND	ug/L	100	EPA-6010B	ND		1
Dissolved Silver	ND	ug/L	10	EPA-6010B	ND		1
Dissolved Thallium	ND	ug/L	100	EPA-6010B	ND		1
Dissolved Vanadium	ND	ug/L	10	EPA-6010B	ND		1
Dissolved Zinc	ND	ug/L	10	EPA-6010B	ND		1
Total Antimony	ND	ug/L	100	EPA-6010B	ND		4
Total Arsenic	ND	ug/L	50	EPA-6010B	ND		4
Total Barium	1000	ug/L	10	EPA-6010B	ND		4
Total Beryllium	ND	ug/L	10	EPA-6010B	ND		4
Total Cadmium	ND	ug/L	10	EPA-6010B	ND		4
Total Chromium	37	ug/L	10	EPA-6010B	ND		4
Total Cobalt	ND	ug/L	50	EPA-6010B	ND		4
Total Copper	19	ug/L	10	EPA-6010B	ND		4
Total Lead	ND	ug/L	50	EPA-6010B	ND		4
Total Mercury	ND	ug/L	0.20	EPA-7470A	ND		5
Total Molybdenum	ND	ug/L	50	EPA-6010B	ND		4
Total Nickel	250	ug/L	10	EPA-6010B	ND		4
Total Selenium	ND	ug/L	100	EPA-6010B	ND		4
Total Silver	ND	ug/L	10	EPA-6010B	ND		4

The results in this report apply to the samples analyzed in accordance with the chain of custody document. This analytical report must be reproduced in its entirety. All results listed in this report are for the exclusive use of the submitting party. BC Laboratories, Inc. assumes no responsibility for report alteration, separation, detachment or third party interpretation.



Conestoga-Rovers & Associates
5900 Hollis St. Suite A
Emeryville, CA 94608

Reported: 12/23/2011 13:13
Project: 4186
Project Number: 351721
Project Manager: Jim Schneider

Water Analysis (Metals)

BCL Sample ID: 1120209-03	Client Sample Name: 4186, U-9-W-111208, 12/8/2011 1:26:00PM
----------------------------------	--

Constituent	Result	Units	PQL	Method	MB Bias	Lab Quals	Run #
Total Thallium	ND	ug/L	100	EPA-6010B	ND		4
Total Vanadium	32	ug/L	10	EPA-6010B	ND		4
Total Zinc	ND	ug/L	50	EPA-6010B	ND		4

Run #	Method	Prep Date	Run		Analyst	Instrument	Dilution	QC
			Date/Time					Batch ID
1	EPA-6010B	12/12/11	12/13/11	12:26	ARD	PE-OP1	1	BUL0765
2	EPA-7196	12/09/11	12/09/11	08:11	TDC	KONE-1	1	BUL0586
3	EPA-7470A	12/21/11	12/22/11	08:45	MEV	CETAC1	1	BUL1416
4	EPA-6010B	12/21/11	12/22/11	12:47	ARD	PE-OP1	1	BUL1405
5	EPA-7470A	12/19/11	12/21/11	08:47	MEV	CETAC1	1	BUL1203



Conestoga-Rovers & Associates
5900 Hollis St. Suite A
Emeryville, CA 94608

Reported: 12/23/2011 13:13
Project: 4186
Project Number: 351721
Project Manager: Jim Schneider

Volatile Organic Analysis (EPA Method 8260)

BCL Sample ID: 1120209-04	Client Sample Name: 4186, U-6-W-111208, 12/8/2011 12:00:00PM
----------------------------------	---

Constituent	Result	Units	PQL	Method	MB Bias	Lab Quals	Run #
Benzene	6.3	ug/L	0.50	EPA-8260	ND		1
1,2-Dibromoethane	ND	ug/L	0.50	EPA-8260	ND		1
1,2-Dichloroethane	ND	ug/L	0.50	EPA-8260	ND		1
Ethylbenzene	15	ug/L	0.50	EPA-8260	ND		1
Methyl t-butyl ether	ND	ug/L	0.50	EPA-8260	ND		1
Toluene	0.63	ug/L	0.50	EPA-8260	ND		1
Total Xylenes	1.3	ug/L	1.0	EPA-8260	ND		1
t-Amyl Methyl ether	ND	ug/L	0.50	EPA-8260	ND		1
t-Butyl alcohol	ND	ug/L	10	EPA-8260	ND		1
Diisopropyl ether	ND	ug/L	0.50	EPA-8260	ND		1
Ethanol	ND	ug/L	250	EPA-8260	ND		1
Ethyl t-butyl ether	ND	ug/L	0.50	EPA-8260	ND		1
Total Purgeable Petroleum Hydrocarbons	2000	ug/L	100	Luft-GC/MS	ND	A01	2
1,2-Dichloroethane-d4 (Surrogate)	90.8	%	76 - 114 (LCL - UCL)	EPA-8260			1
1,2-Dichloroethane-d4 (Surrogate)	93.2	%	76 - 114 (LCL - UCL)	EPA-8260			2
Toluene-d8 (Surrogate)	102	%	88 - 110 (LCL - UCL)	EPA-8260			1
Toluene-d8 (Surrogate)	104	%	88 - 110 (LCL - UCL)	EPA-8260			2
4-Bromofluorobenzene (Surrogate)	105	%	86 - 115 (LCL - UCL)	EPA-8260			1
4-Bromofluorobenzene (Surrogate)	102	%	86 - 115 (LCL - UCL)	EPA-8260			2

Run #	Method	Prep Date	Run Date/Time	Analyst	Instrument	Dilution	QC Batch ID
1	EPA-8260	12/14/11	12/15/11 08:10	JCC	MS-V4	1	BUL0927
2	EPA-8260	12/14/11	12/15/11 22:39	JCC	MS-V4	2	BUL0927

The results in this report apply to the samples analyzed in accordance with the chain of custody document. This analytical report must be reproduced in its entirety. All results listed in this report are for the exclusive use of the submitting party. BC Laboratories, Inc. assumes no responsibility for report alteration, separation, detachment or third party interpretation.



Conestoga-Rovers & Associates
5900 Hollis St. Suite A
Emeryville, CA 94608

Reported: 12/23/2011 13:13
Project: 4186
Project Number: 351721
Project Manager: Jim Schneider

Gas Testing in Water

BCL Sample ID: 1120209-04	Client Sample Name: 4186, U-6-W-111208, 12/8/2011 12:00:00PM
----------------------------------	---

Constituent	Result	Units	PQL	Method	MB Bias	Lab Quals	Run #
Methane	1.4	mg/L	0.050	RSK-175M	ND	A01	1

Run #	Method	Prep Date	Run Date/Time	Analyst	Instrument	Dilution	QC Batch ID
1	RSK-175M	12/21/11	12/21/11 13:52	JMC	GC-V1	50	BUL1335

The results in this report apply to the samples analyzed in accordance with the chain of custody document. This analytical report must be reproduced in its entirety.
All results listed in this report are for the exclusive use of the submitting party. BC Laboratories, Inc. assumes no responsibility for report alteration, separation, detachment or third party interpretation.



Conestoga-Rovers & Associates
5900 Hollis St. Suite A
Emeryville, CA 94608

Reported: 12/23/2011 13:13
Project: 4186
Project Number: 351721
Project Manager: Jim Schneider

Water Analysis (General Chemistry)

BCL Sample ID: 1120209-04	Client Sample Name: 4186, U-6-W-111208, 12/8/2011 12:00:00PM
----------------------------------	---

Constituent	Result	Units	PQL	Method	MB Bias	Lab Quals	Run #
Nitrate as NO3	ND	mg/L	0.44	EPA-300.0	ND		1
Sulfate	66	mg/L	1.0	EPA-300.0	ND		1
Iron (II) Species, Dissolved	930	ug/L	100	SM-3500-FeD	ND		2

Run #	Method	Prep Date	Run		Analyst	Instrument	Dilution	QC
			Date/Time					Batch ID
1	EPA-300.0	12/09/11	12/09/11	18:12	AKB	IC1	1	BUL0696
2	SM-3500-FeD	12/09/11	12/09/11	15:00	MSA	SPEC05	1	BUL1499

The results in this report apply to the samples analyzed in accordance with the chain of custody document. This analytical report must be reproduced in its entirety.
All results listed in this report are for the exclusive use of the submitting party. BC Laboratories, Inc. assumes no responsibility for report alteration, separation, detachment or third party interpretation.



Conestoga-Rovers & Associates
5900 Hollis St. Suite A
Emeryville, CA 94608

Reported: 12/23/2011 13:13
Project: 4186
Project Number: 351721
Project Manager: Jim Schneider

Volatile Organic Analysis (EPA Method 8260)

BCL Sample ID: 1120209-05	Client Sample Name: 4186, U-8-W-111208, 12/8/2011 1:46:00PM
----------------------------------	--

Constituent	Result	Units	PQL	Method	MB Bias	Lab Quals	Run #
Benzene	12	ug/L	0.50	EPA-8260	ND		1
1,2-Dibromoethane	ND	ug/L	0.50	EPA-8260	ND		1
1,2-Dichloroethane	ND	ug/L	0.50	EPA-8260	ND		1
Ethylbenzene	8.8	ug/L	0.50	EPA-8260	ND		1
Methyl t-butyl ether	ND	ug/L	0.50	EPA-8260	ND		1
Toluene	0.89	ug/L	0.50	EPA-8260	ND		1
Total Xylenes	6.2	ug/L	1.0	EPA-8260	ND		1
t-Amyl Methyl ether	ND	ug/L	0.50	EPA-8260	ND		1
t-Butyl alcohol	ND	ug/L	10	EPA-8260	ND		1
Diisopropyl ether	ND	ug/L	0.50	EPA-8260	ND		1
Ethanol	ND	ug/L	250	EPA-8260	ND		1
Ethyl t-butyl ether	ND	ug/L	0.50	EPA-8260	ND		1
Total Purgeable Petroleum Hydrocarbons	2100	ug/L	250	Luft-GC/MS	ND	A01	2
1,2-Dichloroethane-d4 (Surrogate)	90.3	%	76 - 114 (LCL - UCL)	EPA-8260			1
1,2-Dichloroethane-d4 (Surrogate)	92.2	%	76 - 114 (LCL - UCL)	EPA-8260			2
Toluene-d8 (Surrogate)	107	%	88 - 110 (LCL - UCL)	EPA-8260			1
Toluene-d8 (Surrogate)	99.8	%	88 - 110 (LCL - UCL)	EPA-8260			2
4-Bromofluorobenzene (Surrogate)	109	%	86 - 115 (LCL - UCL)	EPA-8260			1
4-Bromofluorobenzene (Surrogate)	101	%	86 - 115 (LCL - UCL)	EPA-8260			2

Run #	Method	Prep Date	Run Date/Time	Analyst	Instrument	Dilution	QC Batch ID
1	EPA-8260	12/14/11	12/15/11 08:39	JCC	MS-V4	1	BUL0927
2	EPA-8260	12/14/11	12/15/11 23:08	JCC	MS-V4	5	BUL0927

The results in this report apply to the samples analyzed in accordance with the chain of custody document. This analytical report must be reproduced in its entirety. All results listed in this report are for the exclusive use of the submitting party. BC Laboratories, Inc. assumes no responsibility for report alteration, separation, detachment or third party interpretation.



Conestoga-Rovers & Associates
5900 Hollis St. Suite A
Emeryville, CA 94608

Reported: 12/23/2011 13:13
Project: 4186
Project Number: 351721
Project Manager: Jim Schneider

Gas Testing in Water

BCL Sample ID: 1120209-05	Client Sample Name: 4186, U-8-W-111208, 12/8/2011 1:46:00PM
----------------------------------	--

Constituent	Result	Units	PQL	Method	MB Bias	Lab Quals	Run #
Methane	5.5	mg/L	0.050	RSK-175M	ND	A01,S01	1

Run #	Method	Prep Date	Run Date/Time	Analyst	Instrument	Dilution	QC Batch ID
1	RSK-175M	12/21/11	12/21/11 13:44	JMC	GC-V1	50	BUL1335



Conestoga-Rovers & Associates
5900 Hollis St. Suite A
Emeryville, CA 94608

Reported: 12/23/2011 13:13
Project: 4186
Project Number: 351721
Project Manager: Jim Schneider

Water Analysis (General Chemistry)

BCL Sample ID: 1120209-05 **Client Sample Name:** 4186, U-8-W-111208, 12/8/2011 1:46:00PM

Constituent	Result	Units	PQL	Method	MB Bias	Lab Quals	Run #
Dissolved Calcium	51	mg/L	0.10	EPA-6010B	ND		1
Dissolved Magnesium	89	mg/L	0.050	EPA-6010B	ND		1
Dissolved Sodium	49	mg/L	0.50	EPA-6010B	ND		1
Dissolved Potassium	1.7	mg/L	1.0	EPA-6010B	ND		1
Chloride	60	mg/L	0.50	EPA-300.0	ND		2
Fluoride	0.17	mg/L	0.050	EPA-300.0	ND		2
Nitrate as NO3	ND	mg/L	0.44	EPA-300.0	ND		2
Sulfate	13	mg/L	1.0	EPA-300.0	ND		2
Total Dissolved Solids @ 180 C	680	mg/L	33	EPA-160.1	ND		3
Iron (II) Species, Dissolved	ND	ug/L	100	SM-3500-FeD	ND		4

Run #	Method	Prep Date	Run Date/Time	Analyst	Instrument	Dilution	QC Batch ID
1	EPA-6010B	12/12/11	12/13/11 12:28	ARD	PE-OP1	1	BUL0765
2	EPA-300.0	12/09/11	12/09/11 16:38	AKB	IC1	1	BUL0696
3	EPA-160.1	12/14/11	12/14/11 08:00	JES2	MANUAL	3.333	BUL0876
4	SM-3500-FeD	12/09/11	12/09/11 15:00	MSA	SPEC05	1	BUL1499

The results in this report apply to the samples analyzed in accordance with the chain of custody document. This analytical report must be reproduced in its entirety.
All results listed in this report are for the exclusive use of the submitting party. BC Laboratories, Inc. assumes no responsibility for report alteration, separation, detachment or third party interpretation.



Conestoga-Rovers & Associates
5900 Hollis St. Suite A
Emeryville, CA 94608

Reported: 12/23/2011 13:13
Project: 4186
Project Number: 351721
Project Manager: Jim Schneider

Water Analysis (Metals)

BCL Sample ID: 1120209-05		Client Sample Name: 4186, U-8-W-111208, 12/8/2011 1:46:00PM					
Constituent	Result	Units	PQL	Method	MB Bias	Lab Quals	Run #
Dissolved Antimony	ND	ug/L	100	EPA-6010B	ND		1
Dissolved Arsenic	ND	ug/L	50	EPA-6010B	ND		1
Hexavalent Chromium	ND	ug/L	2.0	EPA-7196	ND		2
Dissolved Barium	440	ug/L	10	EPA-6010B	ND		1
Dissolved Beryllium	ND	ug/L	10	EPA-6010B	ND		1
Dissolved Cadmium	ND	ug/L	10	EPA-6010B	ND		1
Dissolved Chromium	ND	ug/L	10	EPA-6010B	ND		1
Dissolved Cobalt	ND	ug/L	50	EPA-6010B	ND		1
Dissolved Copper	ND	ug/L	10	EPA-6010B	ND		1
Dissolved Lead	ND	ug/L	50	EPA-6010B	ND		1
Dissolved Manganese	2500	ug/L	10	EPA-6010B	ND		1
Dissolved Mercury	ND	ug/L	0.20	EPA-7470A	ND		3
Dissolved Molybdenum	ND	ug/L	50	EPA-6010B	ND		1
Dissolved Nickel	ND	ug/L	10	EPA-6010B	ND		1
Dissolved Selenium	ND	ug/L	100	EPA-6010B	ND		1
Dissolved Silver	ND	ug/L	10	EPA-6010B	ND		1
Dissolved Thallium	ND	ug/L	100	EPA-6010B	ND		1
Dissolved Vanadium	ND	ug/L	10	EPA-6010B	ND		1
Dissolved Zinc	ND	ug/L	10	EPA-6010B	ND		1
Total Antimony	ND	ug/L	100	EPA-6010B	ND		4
Total Arsenic	ND	ug/L	50	EPA-6010B	ND		4
Total Barium	1100	ug/L	10	EPA-6010B	ND		4
Total Beryllium	ND	ug/L	10	EPA-6010B	ND		4
Total Cadmium	ND	ug/L	10	EPA-6010B	ND		4
Total Chromium	54	ug/L	10	EPA-6010B	ND		4
Total Cobalt	62	ug/L	50	EPA-6010B	ND		4
Total Copper	67	ug/L	10	EPA-6010B	ND		4
Total Lead	ND	ug/L	50	EPA-6010B	ND		4
Total Mercury	ND	ug/L	0.20	EPA-7470A	ND		5
Total Molybdenum	ND	ug/L	50	EPA-6010B	ND		4
Total Nickel	330	ug/L	10	EPA-6010B	ND		4
Total Selenium	ND	ug/L	100	EPA-6010B	ND		4
Total Silver	ND	ug/L	10	EPA-6010B	ND		4

The results in this report apply to the samples analyzed in accordance with the chain of custody document. This analytical report must be reproduced in its entirety. All results listed in this report are for the exclusive use of the submitting party. BC Laboratories, Inc. assumes no responsibility for report alteration, separation, detachment or third party interpretation.



Conestoga-Rovers & Associates
5900 Hollis St. Suite A
Emeryville, CA 94608

Reported: 12/23/2011 13:13
Project: 4186
Project Number: 351721
Project Manager: Jim Schneider

Water Analysis (Metals)

BCL Sample ID: 1120209-05	Client Sample Name: 4186, U-8-W-111208, 12/8/2011 1:46:00PM
----------------------------------	--

Constituent	Result	Units	PQL	Method	MB Bias	Lab Quals	Run #
Total Thallium	ND	ug/L	100	EPA-6010B	ND		4
Total Vanadium	43	ug/L	10	EPA-6010B	ND		4
Total Zinc	62	ug/L	50	EPA-6010B	ND		4

Run #	Method	Prep Date	Run		Analyst	Instrument	Dilution	QC
			Date/Time					Batch ID
1	EPA-6010B	12/12/11	12/13/11	12:28	ARD	PE-OP1	1	BUL0765
2	EPA-7196	12/09/11	12/09/11	08:11	TDC	KONE-1	1	BUL0586
3	EPA-7470A	12/21/11	12/22/11	08:47	MEV	CETAC1	1	BUL1416
4	EPA-6010B	12/21/11	12/22/11	12:48	ARD	PE-OP1	1	BUL1405
5	EPA-7470A	12/20/11	12/22/11	13:38	MEV	CETAC1	1	BUL1300



Conestoga-Rovers & Associates
5900 Hollis St. Suite A
Emeryville, CA 94608

Reported: 12/23/2011 13:13
Project: 4186
Project Number: 351721
Project Manager: Jim Schneider

Volatile Organic Analysis (EPA Method 8260)

BCL Sample ID: 1120209-06	Client Sample Name: 4186, U-10-W-111208, 12/8/2011 9:25:00AM
----------------------------------	---

Constituent	Result	Units	PQL	Method	MB Bias	Lab Quals	Run #
Benzene	220	ug/L	2.5	EPA-8260	ND	A01	1
1,2-Dibromoethane	ND	ug/L	2.5	EPA-8260	ND	A01	1
1,2-Dichloroethane	ND	ug/L	2.5	EPA-8260	ND	A01	1
Ethylbenzene	230	ug/L	2.5	EPA-8260	ND	A01	1
Methyl t-butyl ether	93	ug/L	2.5	EPA-8260	ND	A01	1
Toluene	4.8	ug/L	2.5	EPA-8260	ND	A01	1
Total Xylenes	89	ug/L	5.0	EPA-8260	ND	A01	1
t-Amyl Methyl ether	ND	ug/L	2.5	EPA-8260	ND	A01	1
t-Butyl alcohol	ND	ug/L	50	EPA-8260	ND	A01	1
Diisopropyl ether	ND	ug/L	2.5	EPA-8260	ND	A01	1
Ethanol	ND	ug/L	1200	EPA-8260	ND	A01	1
Ethyl t-butyl ether	ND	ug/L	2.5	EPA-8260	ND	A01	1
Total Purgeable Petroleum Hydrocarbons	4900	ug/L	250	Luft-GC/MS	ND	A01	1
1,2-Dichloroethane-d4 (Surrogate)	88.1	%	76 - 114 (LCL - UCL)	EPA-8260			1
Toluene-d8 (Surrogate)	101	%	88 - 110 (LCL - UCL)	EPA-8260			1
4-Bromofluorobenzene (Surrogate)	99.0	%	86 - 115 (LCL - UCL)	EPA-8260			1

Run #	Method	Prep Date	Run Date/Time	Analyst	Instrument	Dilution	QC Batch ID
1	EPA-8260	12/14/11	12/15/11 09:08	JCC	MS-V4	5	BUL0927



Conestoga-Rovers & Associates
5900 Hollis St. Suite A
Emeryville, CA 94608

Reported: 12/23/2011 13:13
Project: 4186
Project Number: 351721
Project Manager: Jim Schneider

Gas Testing in Water

BCL Sample ID: 1120209-06	Client Sample Name: 4186, U-10-W-111208, 12/8/2011 9:25:00AM
----------------------------------	---

Constituent	Result	Units	PQL	Method	MB Bias	Lab Quals	Run #
Methane	7.9	mg/L	0.050	RSK-175M	ND	A01,S01	1

Run #	Method	Prep Date	Run Date/Time	Analyst	Instrument	Dilution	QC Batch ID
1	RSK-175M	12/21/11	12/21/11 13:17	JMC	GC-V1	50	BUL1335



Conestoga-Rovers & Associates
5900 Hollis St. Suite A
Emeryville, CA 94608

Reported: 12/23/2011 13:13
Project: 4186
Project Number: 351721
Project Manager: Jim Schneider

Water Analysis (General Chemistry)

BCL Sample ID: 1120209-06	Client Sample Name: 4186, U-10-W-111208, 12/8/2011 9:25:00AM
----------------------------------	---

Constituent	Result	Units	PQL	Method	MB Bias	Lab Quals	Run #
Dissolved Calcium	55	mg/L	0.10	EPA-6010B	ND		1
Dissolved Magnesium	99	mg/L	0.050	EPA-6010B	ND		1
Dissolved Sodium	50	mg/L	0.50	EPA-6010B	ND		1
Dissolved Potassium	4.1	mg/L	1.0	EPA-6010B	ND		1
Chloride	32	mg/L	0.50	EPA-300.0	ND		2
Fluoride	0.13	mg/L	0.050	EPA-300.0	ND		2
Nitrate as NO3	ND	mg/L	0.44	EPA-300.0	ND		2
Sulfate	1.5	mg/L	1.0	EPA-300.0	ND		2
Total Dissolved Solids @ 180 C	700	mg/L	50	EPA-160.1	ND		3
Iron (II) Species, Dissolved	ND	ug/L	100	SM-3500-FeD	ND		4

Run #	Method	Prep Date	Run Date/Time	Analyst	Instrument	Dilution	QC Batch ID
1	EPA-6010B	12/12/11	12/13/11 12:34	ARD	PE-OP1	1	BUL0765
2	EPA-300.0	12/09/11	12/09/11 17:18	AKB	IC1	1	BUL0696
3	EPA-160.1	12/14/11	12/14/11 08:00	JES2	MANUAL	5	BUL0876
4	SM-3500-FeD	12/09/11	12/09/11 15:00	MSA	SPEC05	1	BUL1499

The results in this report apply to the samples analyzed in accordance with the chain of custody document. This analytical report must be reproduced in its entirety. All results listed in this report are for the exclusive use of the submitting party. BC Laboratories, Inc. assumes no responsibility for report alteration, separation, detachment or third party interpretation.



Conestoga-Rovers & Associates
5900 Hollis St. Suite A
Emeryville, CA 94608

Reported: 12/23/2011 13:13
Project: 4186
Project Number: 351721
Project Manager: Jim Schneider

Water Analysis (Metals)

BCL Sample ID: 1120209-06		Client Sample Name: 4186, U-10-W-111208, 12/8/2011 9:25:00AM					
Constituent	Result	Units	PQL	Method	MB Bias	Lab Quals	Run #
Dissolved Antimony	ND	ug/L	100	EPA-6010B	ND		1
Dissolved Arsenic	ND	ug/L	50	EPA-6010B	ND		1
Hexavalent Chromium	ND	ug/L	2.0	EPA-7196	ND		2
Dissolved Barium	330	ug/L	10	EPA-6010B	ND		1
Dissolved Beryllium	ND	ug/L	10	EPA-6010B	ND		1
Dissolved Cadmium	ND	ug/L	10	EPA-6010B	ND		1
Dissolved Chromium	ND	ug/L	10	EPA-6010B	ND		1
Dissolved Cobalt	ND	ug/L	50	EPA-6010B	ND		1
Dissolved Copper	ND	ug/L	10	EPA-6010B	ND		1
Dissolved Lead	ND	ug/L	50	EPA-6010B	ND		1
Dissolved Manganese	2300	ug/L	10	EPA-6010B	ND		1
Dissolved Mercury	ND	ug/L	0.20	EPA-7470A	ND		3
Dissolved Molybdenum	ND	ug/L	50	EPA-6010B	ND		1
Dissolved Nickel	ND	ug/L	10	EPA-6010B	ND		1
Dissolved Selenium	ND	ug/L	100	EPA-6010B	ND		1
Dissolved Silver	ND	ug/L	10	EPA-6010B	ND		1
Dissolved Thallium	ND	ug/L	100	EPA-6010B	ND		1
Dissolved Vanadium	ND	ug/L	10	EPA-6010B	ND		1
Dissolved Zinc	ND	ug/L	10	EPA-6010B	ND		1
Total Antimony	ND	ug/L	100	EPA-6010B	ND		4
Total Arsenic	ND	ug/L	50	EPA-6010B	ND		4
Total Barium	700	ug/L	10	EPA-6010B	ND		4
Total Beryllium	ND	ug/L	10	EPA-6010B	ND		4
Total Cadmium	ND	ug/L	10	EPA-6010B	ND		4
Total Chromium	39	ug/L	10	EPA-6010B	ND		4
Total Cobalt	ND	ug/L	50	EPA-6010B	ND		4
Total Copper	24	ug/L	10	EPA-6010B	ND		4
Total Lead	ND	ug/L	50	EPA-6010B	ND		4
Total Mercury	ND	ug/L	0.20	EPA-7470A	ND		5
Total Molybdenum	ND	ug/L	50	EPA-6010B	ND		4
Total Nickel	310	ug/L	10	EPA-6010B	ND		4
Total Selenium	ND	ug/L	100	EPA-6010B	ND		4
Total Silver	ND	ug/L	10	EPA-6010B	ND		4

The results in this report apply to the samples analyzed in accordance with the chain of custody document. This analytical report must be reproduced in its entirety. All results listed in this report are for the exclusive use of the submitting party. BC Laboratories, Inc. assumes no responsibility for report alteration, separation, detachment or third party interpretation.



Conestoga-Rovers & Associates
5900 Hollis St. Suite A
Emeryville, CA 94608

Reported: 12/23/2011 13:13
Project: 4186
Project Number: 351721
Project Manager: Jim Schneider

Water Analysis (Metals)

BCL Sample ID: 1120209-06	Client Sample Name: 4186, U-10-W-111208, 12/8/2011 9:25:00AM
----------------------------------	---

Constituent	Result	Units	PQL	Method	MB Bias	Lab Quals	Run #
Total Thallium	ND	ug/L	100	EPA-6010B	ND		4
Total Vanadium	31	ug/L	10	EPA-6010B	ND		4
Total Zinc	ND	ug/L	50	EPA-6010B	ND		4

Run #	Method	Prep Date	Run		Analyst	Instrument	Dilution	QC
			Date/Time					Batch ID
1	EPA-6010B	12/12/11	12/13/11	12:34	ARD	PE-OP1	1	BUL0765
2	EPA-7196	12/09/11	12/09/11	08:11	TDC	KONE-1	1	BUL0586
3	EPA-7470A	12/21/11	12/22/11	08:53	MEV	CETAC1	1	BUL1416
4	EPA-6010B	12/21/11	12/22/11	12:53	ARD	PE-OP1	1	BUL1405
5	EPA-7470A	12/20/11	12/22/11	13:49	MEV	CETAC1	1	BUL1300



Conestoga-Rovers & Associates
5900 Hollis St. Suite A
Emeryville, CA 94608

Reported: 12/23/2011 13:13
Project: 4186
Project Number: 351721
Project Manager: Jim Schneider

Volatile Organic Analysis (EPA Method 8260)

Quality Control Report - Method Blank Analysis

Constituent	QC Sample ID	MB Result	Units	PQL	MDL	Lab Quals
QC Batch ID: BUL0927						
Benzene	BUL0927-BLK1	ND	ug/L	0.50		
1,2-Dibromoethane	BUL0927-BLK1	ND	ug/L	0.50		
1,2-Dichloroethane	BUL0927-BLK1	ND	ug/L	0.50		
Ethylbenzene	BUL0927-BLK1	ND	ug/L	0.50		
Methyl t-butyl ether	BUL0927-BLK1	ND	ug/L	0.50		
Toluene	BUL0927-BLK1	ND	ug/L	0.50		
Total Xylenes	BUL0927-BLK1	ND	ug/L	1.0		
t-Amyl Methyl ether	BUL0927-BLK1	ND	ug/L	0.50		
t-Butyl alcohol	BUL0927-BLK1	ND	ug/L	10		
Diisopropyl ether	BUL0927-BLK1	ND	ug/L	0.50		
Ethanol	BUL0927-BLK1	ND	ug/L	250		
Ethyl t-butyl ether	BUL0927-BLK1	ND	ug/L	0.50		
Total Purgeable Petroleum Hydrocarbons	BUL0927-BLK1	ND	ug/L	50		
1,2-Dichloroethane-d4 (Surrogate)	BUL0927-BLK1	108	%	76 - 114 (LCL - UCL)		
Toluene-d8 (Surrogate)	BUL0927-BLK1	94.2	%	88 - 110 (LCL - UCL)		
4-Bromofluorobenzene (Surrogate)	BUL0927-BLK1	93.7	%	86 - 115 (LCL - UCL)		



Conestoga-Rovers & Associates
5900 Hollis St. Suite A
Emeryville, CA 94608

Reported: 12/23/2011 13:13
Project: 4186
Project Number: 351721
Project Manager: Jim Schneider

Volatile Organic Analysis (EPA Method 8260)

Quality Control Report - Laboratory Control Sample

Constituent	QC Sample ID	Type	Result	Spike Level	Units	Percent Recovery	RPD	Control Limits		Lab	Quals
								Percent Recovery	RPD		
QC Batch ID: BUL0927											
Benzene	BUL0927-BS1	LCS	28.110	25.000	ug/L	112		70 - 130			
Toluene	BUL0927-BS1	LCS	25.010	25.000	ug/L	100		70 - 130			
1,2-Dichloroethane-d4 (Surrogate)	BUL0927-BS1	LCS	11.120	10.000	ug/L	111		76 - 114			
Toluene-d8 (Surrogate)	BUL0927-BS1	LCS	9.5900	10.000	ug/L	95.9		88 - 110			
4-Bromofluorobenzene (Surrogate)	BUL0927-BS1	LCS	9.8700	10.000	ug/L	98.7		86 - 115			



Conestoga-Rovers & Associates
5900 Hollis St. Suite A
Emeryville, CA 94608

Reported: 12/23/2011 13:13
Project: 4186
Project Number: 351721
Project Manager: Jim Schneider

Volatile Organic Analysis (EPA Method 8260)

Quality Control Report - Precision & Accuracy

Constituent	Type	Source Sample ID	Source Result	Result	Spike Added	Units	RPD	Percent Recovery	Control Limits		Lab Quals
									RPD	Percent Recovery	
QC Batch ID: BUL0927		Used client sample: N									
Benzene	MS	1120369-07	ND	28.910	25.000	ug/L		116		70 - 130	
	MSD	1120369-07	ND	26.940	25.000	ug/L	7.1	108	20	70 - 130	
Toluene	MS	1120369-07	ND	24.680	25.000	ug/L		98.7		70 - 130	
	MSD	1120369-07	ND	23.310	25.000	ug/L	5.7	93.2	20	70 - 130	
1,2-Dichloroethane-d4 (Surrogate)	MS	1120369-07	ND	9.1800	10.000	ug/L		91.8		76 - 114	
	MSD	1120369-07	ND	9.2600	10.000	ug/L	0.9	92.6		76 - 114	
Toluene-d8 (Surrogate)	MS	1120369-07	ND	10.440	10.000	ug/L		104		88 - 110	
	MSD	1120369-07	ND	9.9100	10.000	ug/L	5.2	99.1		88 - 110	
4-Bromofluorobenzene (Surrogate)	MS	1120369-07	ND	9.8500	10.000	ug/L		98.5		86 - 115	
	MSD	1120369-07	ND	9.9900	10.000	ug/L	1.4	99.9		86 - 115	



Conestoga-Rovers & Associates
5900 Hollis St. Suite A
Emeryville, CA 94608

Reported: 12/23/2011 13:13
Project: 4186
Project Number: 351721
Project Manager: Jim Schneider

Gas Testing in Water

Quality Control Report - Method Blank Analysis

Constituent	QC Sample ID	MB Result	Units	PQL	MDL	Lab Quals
QC Batch ID: BUL1335						
Methane	BUL1335-BLK1	ND	mg/L	0.0010		



Conestoga-Rovers & Associates
5900 Hollis St. Suite A
Emeryville, CA 94608

Reported: 12/23/2011 13:13
Project: 4186
Project Number: 351721
Project Manager: Jim Schneider

Gas Testing in Water

Quality Control Report - Laboratory Control Sample

Constituent	QC Sample ID	Type	Result	Spike Level	Units	Percent Recovery	RPD	Control Limits		Lab
								Percent Recovery	RPD	
QC Batch ID: BUL1335										
Methane	BUL1335-BS1	LCS	0.010115	0.010843	mg/L	93.3		80 - 120		
	BUL1335-BSD1	LCSD	0.010176	0.010843	mg/L	93.9	0.6	80 - 120	20	



Conestoga-Rovers & Associates
5900 Hollis St. Suite A
Emeryville, CA 94608

Reported: 12/23/2011 13:13
Project: 4186
Project Number: 351721
Project Manager: Jim Schneider

Water Analysis (General Chemistry)

Quality Control Report - Method Blank Analysis

Constituent	QC Sample ID	MB Result	Units	PQL	MDL	Lab Quals
QC Batch ID: BUL0696						
Chloride	BUL0696-BLK1	ND	mg/L	0.50		
Fluoride	BUL0696-BLK1	ND	mg/L	0.050		
Nitrate as NO3	BUL0696-BLK1	ND	mg/L	0.44		
Sulfate	BUL0696-BLK1	ND	mg/L	1.0		
QC Batch ID: BUL0765						
Dissolved Calcium	BUL0765-BLK1	ND	mg/L	0.10		
Dissolved Magnesium	BUL0765-BLK1	ND	mg/L	0.050		
Dissolved Sodium	BUL0765-BLK1	ND	mg/L	0.50		
Dissolved Potassium	BUL0765-BLK1	ND	mg/L	1.0		
QC Batch ID: BUL0875						
Total Dissolved Solids @ 180 C	BUL0875-BLK1	ND	mg/L	6.7		
QC Batch ID: BUL0876						
Total Dissolved Solids @ 180 C	BUL0876-BLK1	ND	mg/L	6.7		
QC Batch ID: BUL1499						
Iron (II) Species, Dissolved	BUL1499-BLK1	ND	ug/L	100		



Conestoga-Rovers & Associates
5900 Hollis St. Suite A
Emeryville, CA 94608

Reported: 12/23/2011 13:13
Project: 4186
Project Number: 351721
Project Manager: Jim Schneider

Water Analysis (General Chemistry)

Quality Control Report - Laboratory Control Sample

Constituent	QC Sample ID	Type	Result	Spike Level	Units	Percent Recovery	RPD	Control Limits		Lab Quals
								Percent Recovery	RPD	
QC Batch ID: BUL0696										
Chloride	BUL0696-BS1	LCS	49.499	50.000	mg/L	99.0		90 - 110		
Fluoride	BUL0696-BS1	LCS	0.96300	1.0000	mg/L	96.3		90 - 110		
Nitrate as NO3	BUL0696-BS1	LCS	22.161	22.134	mg/L	100		90 - 110		
Sulfate	BUL0696-BS1	LCS	99.656	100.00	mg/L	99.7		90 - 110		
QC Batch ID: BUL0765										
Dissolved Calcium	BUL0765-BS1	LCS	9.9592	10.000	mg/L	99.6		85 - 115		
Dissolved Magnesium	BUL0765-BS1	LCS	10.005	10.000	mg/L	100		85 - 115		
Dissolved Sodium	BUL0765-BS1	LCS	10.130	10.000	mg/L	101		85 - 115		
Dissolved Potassium	BUL0765-BS1	LCS	9.5553	10.000	mg/L	95.6		85 - 115		
QC Batch ID: BUL0875										
Total Dissolved Solids @ 180 C	BUL0875-BS1	LCS	620.00	586.00	mg/L	106		90 - 110		
QC Batch ID: BUL0876										
Total Dissolved Solids @ 180 C	BUL0876-BS1	LCS	625.00	586.00	mg/L	107		90 - 110		
QC Batch ID: BUL1499										
Iron (II) Species, Dissolved	BUL1499-BS1	LCS	2053.6	2000.0	ug/L	103		90 - 110		

The results in this report apply to the samples analyzed in accordance with the chain of custody document. This analytical report must be reproduced in its entirety. All results listed in this report are for the exclusive use of the submitting party. BC Laboratories, Inc. assumes no responsibility for report alteration, separation, detachment or third party interpretation.



Conestoga-Rovers & Associates
5900 Hollis St. Suite A
Emeryville, CA 94608

Reported: 12/23/2011 13:13
Project: 4186
Project Number: 351721
Project Manager: Jim Schneider

Water Analysis (General Chemistry)

Quality Control Report - Precision & Accuracy

Constituent	Type	Source Sample ID	Source Result	Result	Spike Added	Units	RPD	Control Limits		Lab
								Percent Recovery	RPD	
QC Batch ID: BUL0696		Used client sample: Y - Description: U-7-W-111208, 12/08/2011 12:59								
Chloride	DUP	1120209-01	100.23	100.23		mg/L	0.0		10	
	MS	1120209-01	100.23	151.15	50.505	mg/L		101		80 - 120
	MSD	1120209-01	100.23	151.25	50.505	mg/L	0.1	101	10	80 - 120
Fluoride	DUP	1120209-01	0.16800	0.13300		mg/L	23.3		10	A02
	MS	1120209-01	0.16800	1.2253	1.0101	mg/L		105		80 - 120
	MSD	1120209-01	0.16800	1.2333	1.0101	mg/L	0.7	105	10	80 - 120
Nitrate as NO3	DUP	1120209-01	ND	ND		mg/L			10	
	MS	1120209-01	ND	23.614	22.358	mg/L		106		80 - 120
	MSD	1120209-01	ND	23.386	22.358	mg/L	1.0	105	10	80 - 120
Sulfate	DUP	1120209-01	14.025	13.735		mg/L	2.1		10	
	MS	1120209-01	14.025	118.88	101.01	mg/L		104		80 - 120
	MSD	1120209-01	14.025	119.00	101.01	mg/L	0.1	104	10	80 - 120
QC Batch ID: BUL0765		Used client sample: Y - Description: U-11-W-111208, 12/08/2011 13:11								
Dissolved Calcium	DUP	1120209-02	142.81	146.41		mg/L	2.5		20	
	MS	1120209-02	142.81	153.14	10.204	mg/L		101		75 - 125
	MSD	1120209-02	142.81	159.46	10.204	mg/L	4.0	163	20	75 - 125 A03
Dissolved Magnesium	DUP	1120209-02	385.63	397.91		mg/L	3.1		20	
	MS	1120209-02	385.63	396.92	10.204	mg/L		111		75 - 125
	MSD	1120209-02	385.63	414.60	10.204	mg/L	4.4	284	20	75 - 125 A03
Dissolved Sodium	DUP	1120209-02	72.455	72.837		mg/L	0.5		20	
	MS	1120209-02	72.455	79.172	10.204	mg/L		65.8		75 - 125 A03
	MSD	1120209-02	72.455	82.552	10.204	mg/L	4.2	99.0	20	75 - 125
Dissolved Potassium	DUP	1120209-02	2.7695	2.7276		mg/L	1.5		20	
	MS	1120209-02	2.7695	13.300	10.204	mg/L		103		75 - 125
	MSD	1120209-02	2.7695	12.996	10.204	mg/L	2.3	100	20	75 - 125
QC Batch ID: BUL0875		Used client sample: N								
Total Dissolved Solids @ 180 C	DUP	1120193-01	38800	38400		mg/L	1.0		10	
QC Batch ID: BUL0876		Used client sample: Y - Description: U-10-W-111208, 12/08/2011 09:25								
Total Dissolved Solids @ 180 C	DUP	1120209-06	695.00	675.00		mg/L	2.9		10	
QC Batch ID: BUL1499		Used client sample: Y - Description: U-7-W-111208, 12/08/2011 12:59								
Iron (II) Species, Dissolved	DUP	1120209-01	ND	ND		ug/L			10	

The results in this report apply to the samples analyzed in accordance with the chain of custody document. This analytical report must be reproduced in its entirety. All results listed in this report are for the exclusive use of the submitting party. BC Laboratories, Inc. assumes no responsibility for report alteration, separation, detachment or third party interpretation.



Conestoga-Rovers & Associates
5900 Hollis St. Suite A
Emeryville, CA 94608

Reported: 12/23/2011 13:13
Project: 4186
Project Number: 351721
Project Manager: Jim Schneider

Water Analysis (Metals)

Quality Control Report - Method Blank Analysis

Constituent	QC Sample ID	MB Result	Units	PQL	MDL	Lab Quals
-------------	--------------	-----------	-------	-----	-----	-----------

QC Batch ID: BUL0586

Hexavalent Chromium	BUL0586-BLK1	ND	ug/L	2.0		
---------------------	--------------	----	------	-----	--	--

QC Batch ID: BUL0765

Dissolved Antimony	BUL0765-BLK1	ND	ug/L	100		
Dissolved Arsenic	BUL0765-BLK1	ND	ug/L	50		
Dissolved Barium	BUL0765-BLK1	ND	ug/L	10		
Dissolved Beryllium	BUL0765-BLK1	ND	ug/L	10		
Dissolved Cadmium	BUL0765-BLK1	ND	ug/L	10		
Dissolved Chromium	BUL0765-BLK1	ND	ug/L	10		
Dissolved Cobalt	BUL0765-BLK1	ND	ug/L	50		
Dissolved Copper	BUL0765-BLK1	ND	ug/L	10		
Dissolved Lead	BUL0765-BLK1	ND	ug/L	50		
Dissolved Manganese	BUL0765-BLK1	ND	ug/L	10		
Dissolved Molybdenum	BUL0765-BLK1	ND	ug/L	50		
Dissolved Nickel	BUL0765-BLK1	ND	ug/L	10		
Dissolved Selenium	BUL0765-BLK1	ND	ug/L	100		
Dissolved Silver	BUL0765-BLK1	ND	ug/L	10		
Dissolved Thallium	BUL0765-BLK1	ND	ug/L	100		
Dissolved Vanadium	BUL0765-BLK1	ND	ug/L	10		
Dissolved Zinc	BUL0765-BLK1	ND	ug/L	10		

QC Batch ID: BUL1203

Total Mercury	BUL1203-BLK1	ND	ug/L	0.20		
---------------	--------------	----	------	------	--	--

QC Batch ID: BUL1300

Total Mercury	BUL1300-BLK1	ND	ug/L	0.20		
---------------	--------------	----	------	------	--	--

QC Batch ID: BUL1405

Total Antimony	BUL1405-BLK1	ND	ug/L	100		
Total Arsenic	BUL1405-BLK1	ND	ug/L	50		
Total Barium	BUL1405-BLK1	ND	ug/L	10		
Total Beryllium	BUL1405-BLK1	ND	ug/L	10		
Total Cadmium	BUL1405-BLK1	ND	ug/L	10		
Total Chromium	BUL1405-BLK1	ND	ug/L	10		
Total Cobalt	BUL1405-BLK1	ND	ug/L	50		
Total Copper	BUL1405-BLK1	ND	ug/L	10		

The results in this report apply to the samples analyzed in accordance with the chain of custody document. This analytical report must be reproduced in its entirety. All results listed in this report are for the exclusive use of the submitting party. BC Laboratories, Inc. assumes no responsibility for report alteration, separation, detachment or third party interpretation.



Conestoga-Rovers & Associates
5900 Hollis St. Suite A
Emeryville, CA 94608

Reported: 12/23/2011 13:13
Project: 4186
Project Number: 351721
Project Manager: Jim Schneider

Water Analysis (Metals)

Quality Control Report - Method Blank Analysis

Constituent	QC Sample ID	MB Result	Units	PQL	MDL	Lab Quals
QC Batch ID: BUL1405						
Total Lead	BUL1405-BLK1	ND	ug/L	50		
Total Molybdenum	BUL1405-BLK1	ND	ug/L	50		
Total Nickel	BUL1405-BLK1	ND	ug/L	10		
Total Selenium	BUL1405-BLK1	ND	ug/L	100		
Total Silver	BUL1405-BLK1	ND	ug/L	10		
Total Thallium	BUL1405-BLK1	ND	ug/L	100		
Total Vanadium	BUL1405-BLK1	ND	ug/L	10		
Total Zinc	BUL1405-BLK1	ND	ug/L	50		
QC Batch ID: BUL1416						
Dissolved Mercury	BUL1416-BLK1	ND	ug/L	0.20		



Conestoga-Rovers & Associates
5900 Hollis St. Suite A
Emeryville, CA 94608

Reported: 12/23/2011 13:13
Project: 4186
Project Number: 351721
Project Manager: Jim Schneider

Water Analysis (Metals)

Quality Control Report - Laboratory Control Sample

Constituent	QC Sample ID	Type	Result	Spike Level	Units	Percent Recovery	RPD	Control Limits		Lab Quals
								Percent Recovery	RPD	
QC Batch ID: BUL0586										
Hexavalent Chromium	BUL0586-BS1	LCS	51.468	50.000	ug/L	103		85 - 115		
QC Batch ID: BUL0765										
Dissolved Antimony	BUL0765-BS1	LCS	382.48	400.00	ug/L	95.6		85 - 115		
Dissolved Arsenic	BUL0765-BS1	LCS	173.04	200.00	ug/L	86.5		85 - 115		
Dissolved Barium	BUL0765-BS1	LCS	394.62	400.00	ug/L	98.7		85 - 115		
Dissolved Beryllium	BUL0765-BS1	LCS	196.17	200.00	ug/L	98.1		85 - 115		
Dissolved Cadmium	BUL0765-BS1	LCS	195.02	200.00	ug/L	97.5		85 - 115		
Dissolved Chromium	BUL0765-BS1	LCS	200.25	200.00	ug/L	100		85 - 115		
Dissolved Cobalt	BUL0765-BS1	LCS	200.67	200.00	ug/L	100		85 - 115		
Dissolved Copper	BUL0765-BS1	LCS	384.08	400.00	ug/L	96.0		85 - 115		
Dissolved Lead	BUL0765-BS1	LCS	406.16	400.00	ug/L	102		85 - 115		
Dissolved Manganese	BUL0765-BS1	LCS	493.46	500.00	ug/L	98.7		85 - 115		
Dissolved Molybdenum	BUL0765-BS1	LCS	197.33	200.00	ug/L	98.7		85 - 115		
Dissolved Nickel	BUL0765-BS1	LCS	412.95	400.00	ug/L	103		85 - 115		
Dissolved Selenium	BUL0765-BS1	LCS	208.19	200.00	ug/L	104		85 - 115		
Dissolved Silver	BUL0765-BS1	LCS	95.503	100.00	ug/L	95.5		85 - 115		
Dissolved Thallium	BUL0765-BS1	LCS	425.62	400.00	ug/L	106		85 - 115		
Dissolved Vanadium	BUL0765-BS1	LCS	198.39	200.00	ug/L	99.2		85 - 115		
Dissolved Zinc	BUL0765-BS1	LCS	505.18	500.00	ug/L	101		85 - 115		
QC Batch ID: BUL1203										
Total Mercury	BUL1203-BS1	LCS	1.0150	1.0000	ug/L	102		85 - 115		
QC Batch ID: BUL1300										
Total Mercury	BUL1300-BS1	LCS	0.99500	1.0000	ug/L	99.5		85 - 115		
QC Batch ID: BUL1405										
Total Antimony	BUL1405-BS1	LCS	375.98	400.00	ug/L	94.0		85 - 115		
Total Arsenic	BUL1405-BS1	LCS	170.03	200.00	ug/L	85.0		85 - 115		
Total Barium	BUL1405-BS1	LCS	388.85	400.00	ug/L	97.2		85 - 115		
Total Beryllium	BUL1405-BS1	LCS	191.89	200.00	ug/L	95.9		85 - 115		
Total Cadmium	BUL1405-BS1	LCS	190.05	200.00	ug/L	95.0		85 - 115		
Total Chromium	BUL1405-BS1	LCS	194.30	200.00	ug/L	97.1		85 - 115		
Total Cobalt	BUL1405-BS1	LCS	195.84	200.00	ug/L	97.9		85 - 115		
Total Copper	BUL1405-BS1	LCS	372.42	400.00	ug/L	93.1		85 - 115		
Total Lead	BUL1405-BS1	LCS	402.19	400.00	ug/L	101		85 - 115		

The results in this report apply to the samples analyzed in accordance with the chain of custody document. This analytical report must be reproduced in its entirety. All results listed in this report are for the exclusive use of the submitting party. BC Laboratories, Inc. assumes no responsibility for report alteration, separation, detachment or third party interpretation.



Conestoga-Rovers & Associates
5900 Hollis St. Suite A
Emeryville, CA 94608

Reported: 12/23/2011 13:13
Project: 4186
Project Number: 351721
Project Manager: Jim Schneider

Water Analysis (Metals)

Quality Control Report - Laboratory Control Sample

Constituent	QC Sample ID	Type	Result	Spike Level	Units	Percent Recovery	RPD	Control Limits		Lab	Quals
								Percent Recovery	RPD		
QC Batch ID: BUL1405											
Total Molybdenum	BUL1405-BS1	LCS	191.07	200.00	ug/L	95.5		85	115		
Total Nickel	BUL1405-BS1	LCS	405.11	400.00	ug/L	101		85	115		
Total Selenium	BUL1405-BS1	LCS	208.23	200.00	ug/L	104		85	115		
Total Silver	BUL1405-BS1	LCS	87.992	100.00	ug/L	88.0		85	115		
Total Thallium	BUL1405-BS1	LCS	406.90	400.00	ug/L	102		85	115		
Total Vanadium	BUL1405-BS1	LCS	188.91	200.00	ug/L	94.5		85	115		
Total Zinc	BUL1405-BS1	LCS	496.39	500.00	ug/L	99.3		85	115		
QC Batch ID: BUL1416											
Dissolved Mercury	BUL1416-BS1	LCS	1.0500	1.0000	ug/L	105		85	115		



Conestoga-Rovers & Associates
5900 Hollis St. Suite A
Emeryville, CA 94608

Reported: 12/23/2011 13:13
Project: 4186
Project Number: 351721
Project Manager: Jim Schneider

Water Analysis (Metals)

Quality Control Report - Precision & Accuracy

Constituent	Type	Source Sample ID	Source Result	Result	Spike Added	Units	RPD	Control Limits		Lab
								Percent Recovery	RPD	
QC Batch ID: BUL0586		Used client sample: Y - Description: U-11-W-111208, 12/08/2011 13:11								
Hexavalent Chromium	DUP	1120209-02	ND	ND		ug/L			10	
	MS	1120209-02	ND	49.200	52.632	ug/L		93.5		85 - 115
	MSD	1120209-02	ND	48.382	52.632	ug/L	1.7	91.9	10	85 - 115
QC Batch ID: BUL0765		Used client sample: Y - Description: U-11-W-111208, 12/08/2011 13:11								
Dissolved Antimony	DUP	1120209-02	ND	ND		ug/L			20	
	MS	1120209-02	ND	413.93	408.16	ug/L		101		75 - 125
	MSD	1120209-02	ND	402.14	408.16	ug/L	2.9	98.5	20	75 - 125
Dissolved Arsenic	DUP	1120209-02	11.594	ND		ug/L			20	A02
	MS	1120209-02	11.594	212.82	204.08	ug/L		98.6		75 - 125
	MSD	1120209-02	11.594	198.76	204.08	ug/L	6.8	91.7	20	75 - 125
Dissolved Barium	DUP	1120209-02	50.925	51.042		ug/L	0.2		20	
	MS	1120209-02	50.925	459.85	408.16	ug/L		100		75 - 125
	MSD	1120209-02	50.925	433.28	408.16	ug/L	6.0	93.7	20	75 - 125
Dissolved Beryllium	DUP	1120209-02	ND	ND		ug/L			20	
	MS	1120209-02	ND	204.67	204.08	ug/L		100		75 - 125
	MSD	1120209-02	ND	196.62	204.08	ug/L	4.0	96.3	20	75 - 125
Dissolved Cadmium	DUP	1120209-02	ND	ND		ug/L			20	
	MS	1120209-02	ND	211.04	204.08	ug/L		103		75 - 125
	MSD	1120209-02	ND	204.40	204.08	ug/L	3.2	100	20	75 - 125
Dissolved Chromium	DUP	1120209-02	2.2912	ND		ug/L			20	
	MS	1120209-02	2.2912	206.63	204.08	ug/L		100		75 - 125
	MSD	1120209-02	2.2912	200.09	204.08	ug/L	3.2	96.9	20	75 - 125
Dissolved Cobalt	DUP	1120209-02	14.629	ND		ug/L			20	
	MS	1120209-02	14.629	212.16	204.08	ug/L		96.8		75 - 125
	MSD	1120209-02	14.629	205.48	204.08	ug/L	3.2	93.5	20	75 - 125
Dissolved Copper	DUP	1120209-02	ND	ND		ug/L			20	
	MS	1120209-02	ND	414.26	408.16	ug/L		101		75 - 125
	MSD	1120209-02	ND	404.52	408.16	ug/L	2.4	99.1	20	75 - 125
Dissolved Lead	DUP	1120209-02	ND	ND		ug/L			20	
	MS	1120209-02	ND	406.15	408.16	ug/L		99.5		75 - 125
	MSD	1120209-02	ND	392.14	408.16	ug/L	3.5	96.1	20	75 - 125
Dissolved Manganese	DUP	1120209-02	6946.8	6823.7		ug/L	1.8		20	
	MS	1120209-02	6946.8	7337.0	510.20	ug/L		76.5		75 - 125
	MSD	1120209-02	6946.8	7706.5	510.20	ug/L	4.9	149	20	75 - 125 A03
Dissolved Molybdenum	DUP	1120209-02	8.9465	ND		ug/L			20	
	MS	1120209-02	8.9465	213.96	204.08	ug/L		100		75 - 125
	MSD	1120209-02	8.9465	208.40	204.08	ug/L	2.6	97.7	20	75 - 125

The results in this report apply to the samples analyzed in accordance with the chain of custody document. This analytical report must be reproduced in its entirety. All results listed in this report are for the exclusive use of the submitting party. BC Laboratories, Inc. assumes no responsibility for report alteration, separation, detachment or third party interpretation.



Conestoga-Rovers & Associates
5900 Hollis St. Suite A
Emeryville, CA 94608

Reported: 12/23/2011 13:13
Project: 4186
Project Number: 351721
Project Manager: Jim Schneider

Water Analysis (Metals)

Quality Control Report - Precision & Accuracy

Constituent	Type	Source Sample ID	Source Result	Result	Spike Added	Units	RPD	Control Limits		Lab Quals
								Percent Recovery	Percent Recovery	
QC Batch ID: BUL0765		Used client sample: Y - Description: U-11-W-111208, 12/08/2011 13:11								
Dissolved Nickel	DUP	1120209-02	51.148	50.192		ug/L	1.9		20	
	MS	1120209-02	51.148	456.29	408.16	ug/L		99.3		75 - 125
	MSD	1120209-02	51.148	439.71	408.16	ug/L	3.7	95.2	20	75 - 125
Dissolved Selenium	DUP	1120209-02	32.091	ND		ug/L			20	
	MS	1120209-02	32.091	237.65	204.08	ug/L		101		75 - 125
	MSD	1120209-02	32.091	220.49	204.08	ug/L	7.5	92.3	20	75 - 125
Dissolved Silver	DUP	1120209-02	ND	ND		ug/L			20	
	MS	1120209-02	ND	90.073	102.04	ug/L		88.3		75 - 125
	MSD	1120209-02	ND	94.329	102.04	ug/L	4.6	92.4	20	75 - 125
Dissolved Thallium	DUP	1120209-02	ND	ND		ug/L			20	
	MS	1120209-02	ND	424.05	408.16	ug/L		104		75 - 125
	MSD	1120209-02	ND	408.24	408.16	ug/L	3.8	100	20	75 - 125
Dissolved Vanadium	DUP	1120209-02	3.8111	ND		ug/L			20	
	MS	1120209-02	3.8111	216.14	204.08	ug/L		104		75 - 125
	MSD	1120209-02	3.8111	208.00	204.08	ug/L	3.8	100	20	75 - 125
Dissolved Zinc	DUP	1120209-02	ND	ND		ug/L			20	
	MS	1120209-02	ND	524.33	510.20	ug/L		103		75 - 125
	MSD	1120209-02	ND	497.47	510.20	ug/L	5.3	97.5	20	75 - 125
QC Batch ID: BUL1203		Used client sample: Y - Description: U-11-W-111208, 12/08/2011 13:11								
Total Mercury	DUP	1120209-02	0.17500	0.22500		ug/L	25.0		20	A02
	MS	1120209-02	0.17500	1.2225	1.0000	ug/L		105		70 - 130
	MSD	1120209-02	0.17500	1.2325	1.0000	ug/L	0.8	106	20	70 - 130
QC Batch ID: BUL1300		Used client sample: Y - Description: U-8-W-111208, 12/08/2011 13:46								
Total Mercury	DUP	120209-05RE'	0.13500	ND		ug/L			20	A02
	MS	120209-05RE'	0.13500	1.1650	1.0000	ug/L		103		70 - 130
	MSD	120209-05RE'	0.13500	1.1725	1.0000	ug/L	0.6	104	20	70 - 130
QC Batch ID: BUL1405		Used client sample: Y - Description: U-11-W-111208, 12/08/2011 13:11								
Total Antimony	DUP	1120209-02	ND	ND		ug/L			20	
	MS	1120209-02	ND	399.72	400.00	ug/L		99.9		75 - 125
	MSD	1120209-02	ND	399.63	400.00	ug/L	0.0	99.9	20	75 - 125
Total Arsenic	DUP	1120209-02	20.792	ND		ug/L			20	
	MS	1120209-02	20.792	223.04	200.00	ug/L		101		75 - 125
	MSD	1120209-02	20.792	221.96	200.00	ug/L	0.5	101	20	75 - 125
Total Barium	DUP	1120209-02	517.08	510.61		ug/L	1.3		20	
	MS	1120209-02	517.08	1035.4	400.00	ug/L		130		75 - 125 Q03
	MSD	1120209-02	517.08	1109.0	400.00	ug/L	6.9	148	20	75 - 125 Q03

The results in this report apply to the samples analyzed in accordance with the chain of custody document. This analytical report must be reproduced in its entirety. All results listed in this report are for the exclusive use of the submitting party. BC Laboratories, Inc. assumes no responsibility for report alteration, separation, detachment or third party interpretation.



Conestoga-Rovers & Associates
5900 Hollis St. Suite A
Emeryville, CA 94608

Reported: 12/23/2011 13:13
Project: 4186
Project Number: 351721
Project Manager: Jim Schneider

Water Analysis (Metals)

Quality Control Report - Precision & Accuracy

Constituent	Source Type	Source Sample ID	Source Result	Result	Spike Added	Units	RPD	Control Limits		Lab Quals
								Percent Recovery	RPD	
QC Batch ID: BUL1405		Used client sample: Y - Description: U-11-W-111208, 12/08/2011 13:11								
Total Beryllium	DUP	1120209-02	ND	ND		ug/L			20	
	MS	1120209-02	ND	212.92	200.00	ug/L		106		75 - 125
	MSD	1120209-02	ND	214.44	200.00	ug/L	0.7	107	20	75 - 125
Total Cadmium	DUP	1120209-02	ND	ND		ug/L			20	
	MS	1120209-02	ND	211.57	200.00	ug/L		106		75 - 125
	MSD	1120209-02	ND	209.81	200.00	ug/L	0.8	105	20	75 - 125
Total Chromium	DUP	1120209-02	78.452	78.293		ug/L	0.2		20	
	MS	1120209-02	78.452	307.13	200.00	ug/L		114		75 - 125
	MSD	1120209-02	78.452	316.46	200.00	ug/L	3.0	119	20	75 - 125
Total Cobalt	DUP	1120209-02	54.266	55.249		ug/L	1.8		20	
	MS	1120209-02	54.266	255.17	200.00	ug/L		100		75 - 125
	MSD	1120209-02	54.266	253.08	200.00	ug/L	0.8	99.4	20	75 - 125
Total Copper	DUP	1120209-02	72.320	71.522		ug/L	1.1		20	
	MS	1120209-02	72.320	505.35	400.00	ug/L		108		75 - 125
	MSD	1120209-02	72.320	521.62	400.00	ug/L	3.2	112	20	75 - 125
Total Lead	DUP	1120209-02	14.103	ND		ug/L			20	
	MS	1120209-02	14.103	433.72	400.00	ug/L		105		75 - 125
	MSD	1120209-02	14.103	428.29	400.00	ug/L	1.3	104	20	75 - 125
Total Molybdenum	DUP	1120209-02	7.6748	ND		ug/L			20	
	MS	1120209-02	7.6748	216.98	200.00	ug/L		105		75 - 125
	MSD	1120209-02	7.6748	216.36	200.00	ug/L	0.3	104	20	75 - 125
Total Nickel	DUP	1120209-02	397.94	405.30		ug/L	1.8		20	
	MS	1120209-02	397.94	843.31	400.00	ug/L		111		75 - 125
	MSD	1120209-02	397.94	867.68	400.00	ug/L	2.8	117	20	75 - 125
Total Selenium	DUP	1120209-02	60.355	ND		ug/L			20	A02
	MS	1120209-02	60.355	302.82	200.00	ug/L		121		75 - 125
	MSD	1120209-02	60.355	303.79	200.00	ug/L	0.3	122	20	75 - 125
Total Silver	DUP	1120209-02	ND	ND		ug/L			20	
	MS	1120209-02	ND	106.54	100.00	ug/L		107		75 - 125
	MSD	1120209-02	ND	106.80	100.00	ug/L	0.2	107	20	75 - 125
Total Thallium	DUP	1120209-02	ND	ND		ug/L			20	
	MS	1120209-02	ND	414.83	400.00	ug/L		104		75 - 125
	MSD	1120209-02	ND	412.75	400.00	ug/L	0.5	103	20	75 - 125
Total Vanadium	DUP	1120209-02	53.791	52.901		ug/L	1.7		20	
	MS	1120209-02	53.791	281.22	200.00	ug/L		114		75 - 125
	MSD	1120209-02	53.791	285.71	200.00	ug/L	1.6	116	20	75 - 125
Total Zinc	DUP	1120209-02	69.400	70.562		ug/L	1.7		20	
	MS	1120209-02	69.400	595.86	500.00	ug/L		105		75 - 125
	MSD	1120209-02	69.400	603.45	500.00	ug/L	1.3	107	20	75 - 125

The results in this report apply to the samples analyzed in accordance with the chain of custody document. This analytical report must be reproduced in its entirety. All results listed in this report are for the exclusive use of the submitting party. BC Laboratories, Inc. assumes no responsibility for report alteration, separation, detachment or third party interpretation.



Conestoga-Rovers & Associates
5900 Hollis St. Suite A
Emeryville, CA 94608

Reported: 12/23/2011 13:13
Project: 4186
Project Number: 351721
Project Manager: Jim Schneider

Water Analysis (Metals)

Quality Control Report - Precision & Accuracy

Constituent	Type	Source Sample ID	Source Result	Result	Spike Added	Units	RPD	Percent Recovery	Control Limits		Lab Quals
									RPD	Percent Recovery	
QC Batch ID: BUL1416		Used client sample: N									
Dissolved Mercury	DUP	1120646-01	ND	ND		ug/L			20		
	MS	1120646-01	ND	1.1100	1.0000	ug/L		111		70 - 130	
	MSD	1120646-01	ND	1.0925	1.0000	ug/L	1.6	109	20	70 - 130	

The results in this report apply to the samples analyzed in accordance with the chain of custody document. This analytical report must be reproduced in its entirety.
All results listed in this report are for the exclusive use of the submitting party. BC Laboratories, Inc. assumes no responsibility for report alteration, separation, detachment or third party interpretation.



Conestoga-Rovers & Associates
5900 Hollis St. Suite A
Emeryville, CA 94608

Reported: 12/23/2011 13:13
Project: 4186
Project Number: 351721
Project Manager: Jim Schneider

Notes And Definitions

- MDL Method Detection Limit
- ND Analyte Not Detected at or above the reporting limit
- PQL Practical Quantitation Limit
- RPD Relative Percent Difference
- A01 PQL's and MDL's are raised due to sample dilution.
- A02 The difference between duplicate readings is less than the PQL.
- A03 The sample concentration is more than 4 times the spike level.
- Q03 Matrix spike recovery(s) is(are) not within the control limits.
- S01 Sample result is not within the quantitation range of the method.

ATTACHMENT C

HISTORICAL GROUNDWATER MONITORING AND SAMPLING DATA

**Table 2
HISTORIC FLUID LEVELS AND SELECTED ANALYTICAL RESULTS**

**December 20, 2010
76 Station 4186**

Date Sampled	TOC Elevation (feet)	Depth to Water (feet)	LPH Thickness (feet)	Ground-Water Elevation (feet)	Change in Elevation (feet)	TPH-G 8015 (µg/l)	TPH-G (GC/MS) (µg/l)	Benzene (µg/l)	Toluene (µg/l)	Ethyl-benzene (µg/l)	Total Xylenes (µg/l)	MTBE (8021B) (µg/l)	MTBE (8260B) (µg/l)	Comments
U-1														
7/13/1998	478.27	23.28	0	454.99	--	ND	--	ND	ND	ND	ND	ND	--	--
10/7/1998	478.27	26.43	0	451.84	-3.15	ND	--	ND	ND	ND	ND	ND	--	--
1/15/1999	478.27	30.42	0	447.85	-3.99	ND	--	ND	ND	ND	1.1	7.3	--	--
4/14/1999	478.27	24.21	0	454.06	6.21	ND	--	ND	ND	ND	ND	160	--	--
7/19/1999	478.27	27.10	0	451.17	-2.89	ND	--	ND	ND	ND	ND	92	--	--
10/12/1999	478.27	29.40	0	448.87	-2.30	ND	--	ND	ND	ND	ND	37	--	--
1/24/2000	478.27	27.90	0	450.37	1.50	ND	--	ND	ND	ND	ND	28	--	--
4/10/2000	478.27	26.16	0	452.11	1.74	ND	--	ND	0.930	ND	ND	ND	--	--
7/17/2000	478.27	28.04	0	450.23	-1.88	ND	--	ND	ND	ND	ND	160	--	--
10/2/2000	478.27	28.41	0	449.86	-0.37	ND	--	ND	ND	ND	ND	120	--	--
1/8/2001	478.27	28.68	0	449.59	-0.27	ND	--	ND	ND	ND	ND	103	--	--
4/3/2001	478.27	25.74	0	452.53	2.94	ND	--	ND	ND	ND	ND	55.1	--	--
7/2/2001	478.27	30.67	0	447.60	-4.93	ND	--	ND	ND	ND	ND	ND	--	--
10/8/2001	478.27	33.13	0	445.14	-2.46	ND<0.50	--	ND<0.50	ND<0.50	ND<0.50	ND<0.50	ND<5.0	--	--
1/3/2002	478.27	27.67	0	450.60	5.46	160	--	ND<0.50	0.51	ND<0.50	0.69	31	--	--
4/5/2002	478.27	29.40	0	448.87	-1.73	ND<0.50	--	ND<0.50	ND<0.50	ND<0.50	ND<0.50	60	--	--
7/2/2002	478.27	31.17	0	447.10	-1.77	--	1100	ND<0.50	1.7	0.73	130	--	35	--
10/1/2002	478.27	33.00	0	445.27	-1.83	--	120	ND<0.50	ND<0.50	ND<0.50	8.8	--	28	--
12/30/2002	478.27	22.03	0	456.24	10.97	--	ND<0.50	ND<0.50	ND<0.50	ND<0.50	1.2	--	90	--
5/2/2003	478.27	24.13	0	454.14	-2.10	--	ND<0.50	ND<0.50	ND<0.50	ND<0.50	ND<1.0	--	50	--
7/1/2003	478.27	25.35	0	452.92	-1.22	--	ND<0.50	ND<0.50	ND<0.50	ND<0.50	ND<1.0	--	ND<2.0	--
10/3/2003	478.27	27.24	0	451.03	-1.89	--	ND<0.50	ND<0.50	ND<0.50	ND<0.50	ND<1.0	--	ND<2.0	--
1/8/2004	478.27	22.67	0	455.60	4.57	--	54	ND<0.50	ND<0.50	ND<0.50	ND<1.0	--	5.5	--
4/15/2004	478.27	25.33	0	452.94	-2.66	--	ND<0.50	ND<0.50	ND<0.50	ND<0.50	ND<1.0	--	ND<0.50	--
7/15/2004	478.27	26.47	0	451.80	-1.14	--	ND<0.50	ND<0.50	ND<0.50	ND<0.50	ND<1.0	--	ND<0.50	--
12/8/2004	478.27	31.17	0	447.10	-4.70	--	ND<0.50	ND<0.50	ND<0.50	ND<0.50	ND<1.0	--	ND<0.50	--
3/23/2005	478.27	22.47	0	455.80	8.70	--	ND<0.50	ND<0.50	ND<0.50	ND<0.50	ND<1.0	--	ND<0.50	--
6/28/2005	478.27	25.37	0	452.90	-2.90	--	ND<0.50	ND<0.50	ND<0.50	ND<0.50	ND<1.0	--	ND<0.50	--
9/23/2005	478.27	29.15	0	449.12	-3.78	--	ND<0.50	ND<0.50	ND<0.50	ND<0.50	ND<1.0	--	ND<0.50	--
12/30/2005	478.27	23.69	0	454.58	5.46	--	ND<0.50	ND<0.50	ND<0.50	ND<0.50	ND<1.0	--	ND<0.50	--
3/24/2006	478.27	22.54	0	455.73	1.15	--	ND<0.50	ND<0.50	ND<0.50	ND<0.50	ND<1.0	--	1.6	--
6/26/2006	478.27	24.99	0	453.28	-2.45	--	ND<0.50	ND<0.50	ND<0.50	ND<0.50	ND<1.0	--	ND<0.50	--
9/26/2006	478.27	30.19	0	448.08	-5.20	--	ND<0.50	ND<0.50	ND<0.50	ND<0.50	ND<0.50	--	ND<0.50	--
11/21/2006	478.27	28.27	0	450.00	1.92	--	ND<0.50	ND<0.50	ND<0.50	ND<0.50	ND<0.50	--	ND<0.50	--
3/26/2007	478.27	26.92	0	451.35	1.35	--	ND<0.50	ND<0.50	ND<0.50	ND<0.50	ND<0.50	--	ND<0.50	--
6/27/2007	478.27	30.78	0	447.49	-3.86	--	ND<0.50	ND<0.50	ND<0.50	ND<0.50	ND<0.50	--	ND<0.50	--
9/23/2007	478.27	33.17	0	445.10	-2.39	--	--	--	--	--	--	--	--	Not enough water to sample

Table 2
HISTORIC FLUID LEVELS AND SELECTED ANALYTICAL RESULTS

December 20, 2010
76 Station 4186

Date Sampled	TOC Elevation (feet)	Depth to Water (feet)	LPH Thickness (feet)	Ground-Water Elevation (feet)	Change in Elevation (feet)	TPH-G 8015 (µg/l)	TPH-G (GC/MS) (µg/l)	Benzene (µg/l)	Toluene (µg/l)	Ethyl-benzene (µg/l)	Total Xylenes (µg/l)	MTBE (8021B) (µg/l)	MTBE (8260B) (µg/l)	Comments
12/20/2007	478.27	--	--	--	--	--	--	--	--	--	--	--	--	Dry well
3/17/2008	478.27	31.20	0	447.07	--	--	ND<50	ND<0.50	ND<0.50	ND<0.50	ND<1.0	--	ND<0.50	--
6/12/2008	478.27	--	--	--	--	--	--	--	--	--	--	--	--	Dry well
9/3/2008	478.27	--	--	--	--	--	--	--	--	--	--	--	--	Dry
12/3/2008	480.29	--	--	--	--	--	--	--	--	--	--	--	--	Dry
2/18/2009	480.29	--	--	--	--	--	--	--	--	--	--	--	--	Dry
6/11/2009	480.29	--	--	--	--	--	--	--	--	--	--	--	--	Dry
12/9/2009	480.29	--	--	--	--	--	--	--	--	--	--	--	--	Dry
6/15/2010	480.29	31.35	0	448.94	--	--	ND<50	ND<0.50	ND<0.50	ND<0.50	ND<1.0	--	ND<0.50	--
12/20/2010	480.29	28.90	0	451.39	2.45	--	ND<50	ND<0.50	ND<0.50	ND<0.50	ND<1.0	--	ND<0.50	--
U-2														
7/13/1998	477.44	23.52	0	453.92	--	1200	--	130	12	62	180	1100	--	--
10/7/1998	477.44	25.31	0	452.13	-1.79	ND	--	ND	ND	ND	ND	160	--	--
1/15/1999	477.44	30.22	0	447.22	-4.91	ND	--	ND	ND	ND	ND	280	--	--
4/14/1999	477.44	24.50	0	452.94	5.72	ND	--	ND	ND	ND	ND	460	--	--
7/19/1999	477.44	28.54	0	448.90	-4.04	ND	--	ND	ND	ND	ND	220	--	--
10/12/1999	477.44	30.48	0	446.96	-1.94	ND	--	ND	ND	ND	ND	160	--	--
1/24/2000	477.44	24.52	0	452.92	5.96	ND	--	ND	ND	ND	ND	150	--	--
4/10/2000	477.44	23.68	0	453.76	0.84	ND	--	ND	ND	ND	ND	177	--	--
7/17/2000	477.44	28.35	0	449.09	-4.67	ND	--	ND	ND	ND	ND	62.7	--	--
10/2/2000	477.44	28.72	0	448.72	-0.37	ND	--	ND	ND	ND	ND	52	--	--
1/8/2001	477.44	29.11	0	448.33	-0.39	ND	--	ND	ND	ND	ND	57.3	--	--
4/3/2001	477.44	25.95	0	451.49	3.16	ND	--	ND	ND	ND	ND	30.2	--	--
7/2/2001	477.44	29.01	0	448.43	-3.06	ND	--	ND	ND	ND	ND	16	--	--
10/8/2001	477.44	30.94	0	446.50	-1.93	ND<50	--	ND<0.50	ND<0.50	ND<0.50	ND<0.50	82	--	--
1/3/2002	477.44	27.33	0	450.11	3.61	260	--	7.7	11	1.7	15	42	--	--
4/5/2002	477.44	30.02	0	447.42	-2.69	ND<50	--	ND<0.50	ND<0.50	ND<0.50	ND<0.50	25	--	--
7/2/2002	477.44	31.23	0	446.21	-1.21	--	ND<50	ND<0.50	ND<0.50	ND<0.50	ND<1.0	--	ND<0.50	--
10/1/2002	477.44	32.00	0	445.44	-0.77	--	ND<50	ND<0.50	0.62	ND<0.50	ND<1.0	--	ND<2.0	--
12/30/2002	477.44	22.32	0	455.12	9.68	--	ND<50	ND<0.50	ND<0.50	ND<0.50	ND<1.0	--	ND<2.0	--
5/2/2003	477.44	25.92	0	451.52	-3.60	--	ND<50	ND<0.50	ND<0.50	ND<0.50	ND<1.0	--	ND<2.0	--
7/1/2003	477.44	24.99	0	452.45	0.93	--	ND<50	ND<0.50	ND<0.50	ND<0.50	ND<1.0	--	ND<2.0	--
10/3/2003	477.44	25.31	0	452.13	-0.32	--	ND<50	ND<0.50	ND<0.50	ND<0.50	ND<1.0	--	ND<2.0	--
1/8/2004	477.44	21.94	0	455.50	3.37	--	ND<50	ND<0.50	ND<0.50	0.51	ND<1.0	--	ND<2.0	--
4/15/2004	477.44	25.20	0	452.24	-3.26	--	ND<50	ND<0.50	ND<0.50	ND<0.50	ND<1.0	--	ND<0.50	--
7/15/2004	477.44	24.45	0	452.99	0.75	--	ND<50	ND<0.50	ND<0.50	ND<0.50	ND<1.0	--	ND<0.50	--
12/8/2004	477.44	29.89	0	447.55	-5.44	--	ND<50	ND<0.50	ND<0.50	ND<0.50	ND<1.0	--	ND<0.50	--
3/23/2005	477.44	22.00	0	455.44	7.89	--	ND<50	ND<0.50	ND<0.50	ND<0.50	1.1	--	ND<0.50	--

**Table 2
HISTORIC FLUID LEVELS AND SELECTED ANALYTICAL RESULTS**

**December 20, 2010
76 Station 4186**

Date Sampled	TOC Elevation (feet)	Depth to Water (feet)	LPH Thickness (feet)	Ground-Water Elevation (feet)	Change in Elevation (feet)	TPH-G 8015 (µg/l)	TPH-G (GC/MS) (µg/l)	Benzene (µg/l)	Toluene (µg/l)	Ethyl-benzene (µg/l)	Total Xylenes (µg/l)	MTBE (8021B) (µg/l)	MTBE (8260B) (µg/l)	Comments
6/28/2005	477.44	25.30	0	452.14	-3.30	--	ND<50	ND<0.50	ND<0.50	ND<0.50	ND<1.0	--	ND<0.50	--
9/23/2005	477.44	28.25	0	449.19	-2.95	--	ND<50	ND<0.50	ND<0.50	ND<0.50	ND<1.0	--	ND<0.50	--
12/30/2005	477.44	24.33	0	453.11	3.92	--	ND<50	ND<0.50	ND<0.50	ND<0.50	ND<1.0	--	ND<0.50	--
3/24/2006	477.44	22.34	0	455.10	1.99	--	ND<50	ND<0.50	ND<0.50	ND<0.50	ND<1.0	--	ND<0.50	--
6/26/2006	477.44	23.15	0	454.29	-0.81	--	ND<50	ND<0.50	ND<0.50	ND<0.50	ND<1.0	--	ND<0.50	--
9/26/2006	477.44	28.52	0	448.92	-5.37	--	ND<50	ND<0.50	ND<0.50	ND<0.50	ND<0.50	--	ND<0.50	--
11/21/2006	477.44	25.85	0	451.59	2.67	--	ND<50	ND<0.50	ND<0.50	ND<0.50	ND<0.50	--	ND<0.50	--
3/26/2007	477.44	25.62	0	451.82	0.23	--	ND<50	ND<0.50	ND<0.50	ND<0.50	ND<0.50	--	ND<0.50	--
6/27/2007	477.44	28.37	0	449.07	-2.75	--	ND<50	ND<0.50	ND<0.50	ND<0.50	ND<0.50	--	ND<0.50	--
9/23/2007	477.44	31.40	0	446.04	-3.03	--	ND<50	ND<0.50	ND<0.50	ND<0.50	ND<0.50	--	ND<0.50	--
12/20/2007	477.44	--	--	--	--	--	--	--	--	--	--	--	--	Dry well
3/17/2008	477.44	30.45	0	446.99	--	--	ND<50	ND<0.50	ND<0.50	ND<0.50	ND<1.0	--	ND<0.50	--
6/12/2008	477.44	--	--	--	--	--	--	--	--	--	--	--	--	Dry well
9/3/2008	477.44	--	--	--	--	--	--	--	--	--	--	--	--	Dry
12/3/2008	479.45	--	--	--	--	--	--	--	--	--	--	--	--	Dry
2/18/2009	479.45	--	--	--	--	--	--	--	--	--	--	--	--	Dry
6/11/2009	479.45	--	--	--	--	--	--	--	--	--	--	--	--	Dry
12/9/2009	479.45	--	--	--	--	--	--	--	--	--	--	--	--	Dry
6/15/2010	479.45	30.78	0	448.67	--	--	ND<50	ND<0.50	ND<0.50	ND<0.50	ND<1.0	--	ND<0.50	--
12/20/2010	479.45	25.99	0	453.46	4.79	--	ND<50	ND<0.50	ND<0.50	ND<0.50	ND<1.0	--	ND<0.50	--
U-3														
7/13/1998	478.46	23.82	0	454.64	--	70000	--	3100	5500	2700	16000	7500	--	--
10/7/1998	478.46	25.64	0	452.82	-1.82	54000	--	5000	1100	3100	14000	6100	--	--
1/15/1999	478.46	30.92	0	447.54	-5.28	41000	--	3100	ND	1800	3800	15000	--	--
4/14/1999	478.46	24.48	0	453.98	6.44	33000	--	86	290	2200	7800	39000	--	--
7/19/1999	478.46	28.46	0	450.00	-3.98	48000	--	3900	2500	3600	14000	12000	16000	--
10/12/1999	478.46	30.39	0	448.07	-1.93	35000	--	4200	ND	2300	1800	22000	8300	--
1/24/2000	478.46	23.43	0	455.03	6.96	13000	--	260	ND	770	3200	53000	42000	--
4/10/2000	478.46	23.31	0	455.15	0.12	35200	--	1070	241	2820	8850	35600	40900	--
7/17/2000	478.46	27.53	0	450.93	-4.22	29000	--	3570	525	3180	5660	22500	21000	--
10/2/2000	478.46	28.19	0	450.27	-0.66	11000	--	2100	31	2000	780	25000	28000	--
1/8/2001	478.46	29.85	0	448.61	-1.66	33600	--	3060	427	3040	4190	24700	30900	--
4/3/2001	478.46	24.98	0	453.48	4.87	5390	--	660	10.8	304	356	15200	19300	--
7/2/2001	478.46	31.35	0	447.11	-6.37	13000	--	1200	58	1300	930	25000	26000	--
10/8/2001	478.46	32.69	0	445.77	-1.34	6100	--	500	ND<10	570	130	23000	22000	--
1/3/2002	478.46	23.73	0	454.73	8.96	9900	--	700	130	24	1000	14000	12000	--
4/5/2002	477.44	28.27	0	449.17	-5.56	9800	--	1100	180	220	1400	16000	30000	--
7/2/2002	478.46	29.71	0	448.75	-0.42	--	ND<25000	ND<250	ND<250	ND<250	ND<500	12000	12000	--

**Table 2
HISTORIC FLUID LEVELS AND SELECTED ANALYTICAL RESULTS**

**December 20, 2010
76 Station 4186**

Date Sampled	TOC Elevation (feet)	Depth to Water (feet)	LPH Thickness (feet)	Ground-Water Elevation (feet)	Change in Elevation (feet)	TPH-G 8015 (µg/l)	TPH-G (GC/MS) (µg/l)	Benzene (µg/l)	Toluene (µg/l)	Ethyl-benzene (µg/l)	Total Xylenes (µg/l)	MTBE (8021B) (µg/l)	MTBE (8260B) (µg/l)	Comments
10/1/2002	478.46	31.18	0	447.28	-1.47	--	ND<25000	ND<250	ND<250	ND<250	ND<500	12000	12000	--
12/30/2002	478.46	21.62	0	456.84	9.56	--	23000	330	170	870	4900	18000	18000	--
5/2/2003	478.46	23.11	0	455.35	-1.49	--	19000	280	ND<50	880	1500	15000	15000	--
7/1/2003	478.46	24.89	0	453.57	-1.78	--	19000	120	ND<100	180	880	22000	22000	--
10/3/2003	478.46	26.59	0	451.87	-1.70	--	20000	170	ND<50	250	730	--	16000	--
1/8/2004	478.46	21.92	0	456.54	4.67	--	17000	250	ND<100	770	1500	--	9700	--
4/15/2004	478.46	23.59	0	454.87	-1.67	--	4600	ND<25	ND<25	36	100	--	3700	--
7/15/2004	478.46	24.80	0	453.66	-1.21	--	2700	ND<25	ND<25	ND<25	ND<50	--	3400	--
12/8/2004	478.46	29.13	0	449.33	-4.33	--	12000	ND<50	ND<50	250	140	--	13000	--
3/23/2005	478.46	21.64	0	456.82	7.49	--	21000	94	ND<50	630	1200	--	6200	--
6/28/2005	478.46	24.57	0	453.89	-2.93	--	6600	24	0.64	150	70	--	4700	--
9/23/2005	478.46	27.64	0	450.82	-3.07	--	6000	31	ND<25	150	ND<50	--	8900	--
12/30/2005	478.46	23.96	0	454.50	3.68	--	390	ND<0.50	ND<0.50	ND<0.50	ND<1.0	--	840	--
3/24/2006	478.46	22.52	0	455.94	1.44	--	2700	28	ND<5.0	57	120	--	690	--
6/26/2006	478.46	23.89	0	454.57	-1.37	--	2000	51	0.77	84	45	--	560	--
9/26/2006	478.46	28.08	0	450.38	-4.19	--	1200	20	ND<2.5	5.2	2.8	--	170	--
11/21/2006	478.46	27.23	0	451.23	0.85	--	1500	22	ND<5.0	5.8	ND<5.0	--	180	--
3/26/2007	478.46	25.27	0	453.19	1.96	--	3900	65	0.61	50	160	--	95	--
6/27/2007	478.46	27.51	0	450.95	-2.24	--	1400	29	ND<0.50	5.6	2.3	--	170	--
9/23/2007	478.46	31.70	0	446.76	-4.19	--	1600	16	0.61	2.7	3.7	--	88	--
12/20/2007	478.46	--	--	--	--	--	--	--	--	--	--	--	--	--
3/17/2008	478.46	28.84	0	449.62	--	--	1400	17	ND<1.0	2.3	ND<2.0	--	150	--
6/12/2008	478.46	31.23	0	447.23	-2.39	--	770	4.1	ND<1.0	ND<1.0	ND<2.0	--	27	--
9/3/2008	478.46	--	--	--	--	--	--	--	--	--	--	--	--	--
12/3/2008	480.48	--	--	--	--	--	--	--	--	--	--	--	--	--
2/18/2009	480.48	--	--	--	--	--	--	--	--	--	--	--	--	--
6/11/2009	480.48	--	--	--	--	--	--	--	--	--	--	--	--	--
12/9/2009	480.48	31.73	0	448.75	--	--	1100	4.2	ND<0.50	2.1	2.9	--	62	--
6/15/2010	480.48	29.91	0	450.57	1.82	--	810	5.5	ND<1.0	ND<1.0	ND<2.0	--	48	--
12/20/2010	480.48	29.58	0	450.90	0.33	--	1100	5.1	ND<0.50	ND<0.50	ND<1.0	--	49	--
U-4														
4/3/2001	476.93	31.63	0	445.30	--	ND	--	ND	ND	ND	ND	37.8	38.2	--
7/2/2001	476.93	37.96	0	438.97	-6.33	ND	--	ND	ND	ND	ND	ND	5.3	--
10/8/2001	476.93	44.24	0	432.69	-6.28	--	--	--	--	--	--	--	--	--
1/3/2002	476.93	36.15	0	440.78	8.09	100	--	ND<0.50	ND<0.50	ND<0.50	ND<0.50	10	8.5	--
4/5/2002	476.93	37.64	0	439.29	-1.49	ND<50	--	0.50	ND<0.50	ND<0.50	ND<0.50	4.1	--	--
7/2/2002	476.93	36.85	0	440.08	0.79	--	67	ND<0.50	ND<0.50	ND<0.50	ND<1.0	--	12	--
10/1/2002	476.93	38.54	0	438.39	-1.69	--	ND<50	ND<0.50	ND<0.50	ND<0.50	ND<1.0	--	9.8	--
														Not enough water to sample

**Table 2
HISTORIC FLUID LEVELS AND SELECTED ANALYTICAL RESULTS**

**December 20, 2010
76 Station 4186**

Date Sampled	TOC Elevation (feet)	Depth to Water (feet)	LPH Thickness (feet)	Ground-Water Elevation (feet)	Change in Elevation (feet)	TPH-G 8015 (µg/l)	TPH-G (GC/MS) (µg/l)	Benzene (µg/l)	Toluene (µg/l)	Ethyl-benzene (µg/l)	Total Xylenes (µg/l)	MTBE (8021B) (µg/l)	MTBE (8260B) (µg/l)	Comments
12/30/2002	476.93	32.64	0	444.29	5.90	--	ND<50	ND<0.50	ND<0.50	ND<0.50	ND<1.0	--	25	--
5/2/2003	476.93	31.40	0	445.53	1.24	--	ND<50	ND<0.50	ND<0.50	ND<0.50	ND<1.0	--	4.1	--
7/1/2003	476.93	33.60	0	443.33	-2.20	--	ND<50	ND<0.50	ND<0.50	ND<0.50	ND<1.0	--	2.1	--
10/3/2003	476.93	37.63	0	439.30	-4.03	--	ND<50	ND<0.50	ND<0.50	ND<0.50	ND<1.0	--	9.1	--
1/8/2004	476.93	29.23	0	447.70	8.40	--	ND<50	0.55	ND<0.50	1.6	3.7	--	2.5	--
4/15/2004	476.93	29.80	0	447.13	-0.57	--	ND<50	ND<0.50	ND<0.50	ND<0.50	ND<1.0	--	5.2	--
7/15/2004	476.93	35.05	0	441.88	-5.25	--	ND<50	ND<0.50	ND<0.50	ND<0.50	ND<1.0	--	5.1	--
12/8/2004	476.93	35.10	0	441.83	-0.05	--	ND<50	ND<0.50	ND<0.50	ND<0.50	ND<1.0	--	3.0	--
3/23/2005	476.93	25.38	0	451.55	9.72	--	ND<50	ND<0.50	ND<0.50	1.3	1.2	--	0.65	--
6/28/2005	476.93	28.67	0	448.26	-3.29	--	34J	ND<0.50	0.15J	ND<0.50	ND<1.0	--	0.23J	--
9/23/2005	476.93	32.25	0	444.68	-3.58	--	ND<50	ND<0.50	ND<0.50	ND<0.50	ND<1.0	--	11	--
12/30/2005	476.93	31.02	0	445.91	1.23	--	ND<50	ND<0.50	ND<0.50	ND<0.50	ND<1.0	--	17	--
3/24/2006	476.93	26.51	0	450.42	4.51	--	ND<50	ND<0.50	ND<0.50	ND<0.50	4.4	--	21	--
6/26/2006	476.93	27.98	0	448.95	-1.47	--	63	ND<0.50	ND<0.50	0.56	ND<1.0	--	11	--
9/26/2006	476.93	33.72	0	443.21	-5.74	--	ND<50	ND<0.50	ND<0.50	ND<0.50	ND<0.50	--	13	--
11/21/2006	476.93	33.43	0	443.50	0.29	--	ND<50	ND<0.50	ND<0.50	ND<0.50	ND<0.50	--	ND<0.50	--
3/26/2007	476.93	30.52	0	446.41	2.91	--	ND<50	ND<0.50	ND<0.50	ND<0.50	ND<0.50	--	ND<0.50	--
6/27/2007	476.93	38.20	0	438.73	-7.68	--	ND<50	ND<0.50	ND<0.50	ND<0.50	ND<0.50	--	0.78	--
9/23/2007	476.93	--	--	--	--	--	--	--	--	--	--	--	--	Car parked over well
12/20/2007	476.93	--	--	--	--	--	--	--	--	--	--	--	--	Dry well
3/17/2008	476.93	34.18	0	442.75	--	--	71	ND<0.50	ND<0.50	ND<0.50	ND<1.0	--	4.9	--
6/12/2008	476.93	39.50	0	437.43	-5.32	--	71	ND<0.50	ND<0.50	ND<0.50	ND<1.0	--	7.5	--
9/3/2008	476.93	--	--	--	--	--	--	--	--	--	--	--	--	Dry
12/3/2008	478.95	--	--	--	--	--	--	--	--	--	--	--	--	Dry
2/18/2009	478.95	--	--	--	--	--	--	--	--	--	--	--	--	Dry
6/11/2009	478.95	--	--	--	--	--	--	--	--	--	--	--	--	Dry
12/9/2009	478.95	40.98	0	437.97	--	--	ND<50	ND<0.50	ND<0.50	ND<0.50	ND<1.0	--	3.3	--
6/15/2010	478.95	33.90	0	445.05	7.08	--	ND<50	ND<0.50	ND<0.50	ND<0.50	ND<1.0	--	ND<0.50	--
12/20/2010	478.95	34.57	0	444.38	-0.67	--	ND<50	ND<0.50	ND<0.50	ND<0.50	ND<1.0	--	7.5	--
U-5														
4/3/2001	476.51	31.75	0	444.76	--	ND	--	ND	0.728	ND	0.993	54.8	55.4	--
7/2/2001	476.51	38.68	0	437.83	-6.93	ND	--	ND	ND	ND	ND	88	94	--
10/8/2001	476.51	46.31	0	430.20	-7.63	ND<50	--	ND<0.50	ND<0.50	ND<0.50	ND<0.50	37	54	--
1/3/2002	476.51	36.55	0	439.96	9.76	ND<50	--	ND<0.50	0.59	ND<0.50	0.91	51	53	--
4/5/2002	476.51	37.83	0	438.68	-1.28	ND<50	--	ND<0.50	ND<0.50	ND<0.50	ND<0.50	37	--	--
7/2/2002	476.51	36.92	0	439.59	0.91	--	ND<50	ND<0.50	ND<0.50	ND<0.50	ND<1.0	--	43	--
10/1/2002	476.51	--	--	--	--	--	--	--	--	--	--	--	--	Truck parked over well
12/30/2002	476.51	--	--	--	--	--	--	--	--	--	--	--	--	Car parked over well

**Table 2
HISTORIC FLUID LEVELS AND SELECTED ANALYTICAL RESULTS**

**December 20, 2010
76 Station 4186**

Date Sampled	TOC Elevation (feet)	Depth to Water (feet)	LPH Thickness (feet)	Ground-Water Elevation (feet)	Change in Elevation (feet)	TPH-G 8015 (µg/l)	TPH-G (GC/MS) (µg/l)	Benzene (µg/l)	Toluene (µg/l)	Ethyl-benzene (µg/l)	Total Xylenes (µg/l)	MTBE (8021B) (µg/l)	MTBE (8260B) (µg/l)	Comments
5/2/2003	476.51	31.55	0	444.96	--	--	ND<50	ND<0.50	ND<0.50	ND<0.50	ND<1.0	--	18	--
7/1/2003	476.51	33.83	0	442.68	-2.28	--	73	ND<0.50	ND<0.50	ND<0.50	ND<1.0	--	46	--
10/3/2003	476.51	37.72	0	438.79	-3.89	--	58	ND<0.50	ND<0.50	ND<0.50	ND<1.0	--	44	--
1/8/2004	476.51	29.21	0	447.30	8.51	--	ND<50	ND<0.50	ND<0.50	1.1	2.7	--	17	--
4/15/2004	476.51	30.05	0	446.46	-0.84	--	57	ND<0.50	ND<0.50	ND<0.50	ND<1.0	--	37	--
7/15/2004	476.51	35.15	0	441.36	-5.10	--	60	ND<0.50	ND<0.50	ND<0.50	ND<1.0	--	27	--
12/8/2004	476.51	35.33	0	441.18	-0.18	--	62	ND<0.50	ND<0.50	ND<0.50	ND<1.0	--	39	--
3/23/2005	476.51	25.45	0	451.06	9.88	--	ND<50	ND<0.50	ND<0.50	0.51	ND<1.0	--	4.5	--
6/28/2005	476.51	28.90	0	447.61	-3.45	--	73	ND<0.50	ND<0.50	ND<0.50	ND<1.0	--	40	--
9/23/2005	476.51	33.01	0	443.50	-4.11	--	ND<50	ND<0.50	ND<0.50	ND<0.50	ND<1.0	--	53	--
12/30/2005	476.51	30.96	0	445.55	2.05	--	ND<50	ND<0.50	ND<0.50	ND<0.50	ND<1.0	--	72	--
3/24/2006	476.51	22.42	0	454.09	8.54	--	2400	13	ND<5.0	48	58	--	54	--
6/26/2006	476.51	29.31	0	447.20	-6.89	--	72	ND<0.50	ND<0.50	ND<0.50	ND<1.0	--	82	--
9/26/2006	476.51	34.35	0	442.16	-5.04	--	ND<50	ND<0.50	ND<0.50	ND<0.50	ND<0.50	--	51	--
11/21/2006	476.51	32.43	0	444.08	1.92	--	ND<50	ND<0.50	ND<0.50	ND<0.50	ND<0.50	--	25	--
3/26/2007	476.51	31.20	0	445.31	1.23	--	ND<50	ND<0.50	ND<0.50	ND<0.50	ND<0.50	--	29	--
6/27/2007	476.51	38.62	0	437.89	-7.42	--	ND<50	ND<0.50	ND<0.50	ND<0.50	ND<0.50	--	30	--
9/23/2007	476.51	--	--	--	--	--	--	--	--	--	--	--	--	Car parked over well
12/20/2007	476.51	--	--	--	--	--	--	--	--	--	--	--	--	Dry well
3/17/2008	476.51	34.28	0	442.23	--	--	ND<50	ND<0.50	ND<0.50	ND<0.50	ND<1.0	--	25	--
6/12/2008	476.51	39.90	0	436.61	-5.62	--	55	ND<0.50	ND<0.50	ND<0.50	ND<1.0	--	28	--
9/3/2008	476.51	--	--	--	--	--	--	--	--	--	--	--	--	Dry
12/3/2008	478.52	--	--	--	--	--	--	--	--	--	--	--	--	Dry
2/18/2009	478.52	--	--	--	--	--	--	--	--	--	--	--	--	Dry
6/11/2009	478.52	--	--	--	--	--	--	--	--	--	--	--	--	Dry
12/9/2009	478.52	41.35	0	437.17	--	--	83	ND<0.50	ND<0.50	ND<0.50	ND<1.0	--	41	--
6/15/2010	478.52	33.83	0	444.69	7.52	--	50	ND<0.50	ND<0.50	ND<0.50	ND<1.0	--	76	--
12/20/2010	478.52	34.67	0	443.85	-0.84	--	51	ND<0.50	ND<0.50	ND<0.50	ND<1.0	--	52	--
U-6														
1/3/2002	478.38	33.99	0	444.39	--	5000	--	36	ND<25	260	450	ND<250	ND<10	--
4/5/2002	478.38	36.18	0	442.20	-2.19	1300	--	16	ND<5.0	54	ND<5.0	ND<25	--	--
7/2/2002	478.38	36.33	0	442.05	-0.15	--	1100	1.4	ND<0.50	16	ND<1.0	--	0.94	--
10/1/2002	478.38	37.70	0	440.68	-1.37	--	2000	5.4	ND<0.50	62	ND<1.0	--	2.6	--
12/30/2002	478.38	31.63	0	446.75	6.07	--	130	ND<0.50	ND<0.50	2.3	ND<1.0	--	ND<2.0	--
5/2/2003	478.38	31.49	0	446.89	0.14	--	150	ND<0.50	ND<0.50	1.8	1.7	--	82	--
7/1/2003	478.38	32.88	0	445.50	-1.39	--	190	1.8	ND<0.50	9.4	8.7	--	36	--
10/3/2003	478.38	36.54	0	441.84	-3.66	--	ND<10000	140	ND<100	940	560	--	ND<400	--
1/8/2004	478.38	30.45	0	447.93	6.09	--	3500	29	32	90	89	--	27	--

**Table 2
HISTORIC FLUID LEVELS AND SELECTED ANALYTICAL RESULTS**

**December 20, 2010
76 Station 4186**

Date Sampled	TOC Elevation (feet)	Depth to Water (feet)	LPH Thickness (feet)	Ground-Water Elevation (feet)	Change in Elevation (feet)	TPH-G 8015 (µg/l)	TPH-G (GC/MS) (µg/l)	Benzene (µg/l)	Toluene (µg/l)	Ethyl-benzene (µg/l)	Total Xylenes (µg/l)	MTBE (8021B) (µg/l)	MTBE (8260B) (µg/l)	Comments
4/15/2004	478.38	29.48	0	448.90	0.97	--	2400	19	ND<2.5	91	53	--	16	--
7/15/2004	478.38	34.30	0	444.08	-4.82	--	8500	150	5.7	970	560	--	24	--
12/8/2004	478.38	34.80	0	443.58	-0.50	--	2700	16	ND<2.5	28	ND<5.0	--	10	--
3/23/2005	478.38	25.08	0	453.30	9.72	--	960	2.7	ND<0.50	9.6	4.8	--	2.5	--
6/28/2005	478.38	28.75	0	449.63	-3.67	--	12000	120	4.9	930	780	--	21	--
9/23/2005	478.38	32.38	0	446.00	-3.63	--	5200	78	ND<25	540	230	--	34	--
12/30/2005	478.38	30.43	0	447.95	1.95	--	2400	15	0.67	99	12	--	3.5	--
3/24/2006	478.38	25.94	0	452.44	4.49	--	4300	52	ND<5.0	440	160	--	11	--
6/26/2006	478.38	28.07	0	450.31	-2.13	--	5300	59	ND<5.0	520	300	--	ND<5.0	--
9/26/2006	478.38	33.31	0	445.07	-5.24	--	7400	78	ND<5.0	490	160	--	6.4	--
11/21/2006	478.38	31.65	0	446.73	1.66	--	1500	5.5	ND<0.50	37	2.4	--	1.4	--
3/26/2007	478.38	29.25	0	449.13	2.40	--	480	ND<0.50	ND<0.50	ND<0.50	ND<0.50	--	0.50	--
6/27/2007	478.38	35.09	0	443.29	-5.84	--	110	1.2	ND<0.50	1.3	ND<0.50	--	0.86	--
9/23/2007	478.38	--	--	--	--	--	--	--	--	--	--	--	--	Dry well
12/20/2007	478.38	--	--	--	--	--	--	--	--	--	--	--	--	Dry well
3/17/2008	478.38	33.82	0	444.56	--	--	580	1.5	ND<0.50	3.2	ND<1.0	--	ND<0.50	--
6/12/2008	478.38	38.16	0	440.22	-4.34	--	2100	11	0.79	27	2.3	--	1.1	--
9/3/2008	478.38	--	--	--	--	--	--	--	--	--	--	--	--	Dry
12/3/2008	480.40	--	--	--	--	--	--	--	--	--	--	--	--	Dry
2/18/2009	480.40	--	--	--	--	--	--	--	--	--	--	--	--	Dry
6/11/2009	480.40	--	--	--	--	--	--	--	--	--	--	--	--	Dry
12/9/2009	480.40	--	--	--	--	--	--	--	--	--	--	--	--	Dry
6/15/2010	480.40	33.37	0	447.03	--	--	1900	35	2.7	50	7.1	--	14	--
12/20/2010	480.40	34.49	0	445.91	-1.12	--	2000	29	2.9	94	10	--	12	--
U-7														
1/3/2002	478.74	32.43	0	446.31	--	3100	--	93	ND<10	35	73	140	130	--
4/5/2002	478.74	34.06	0	444.68	-1.63	630	--	22	0.53	2.6	ND<0.50	45	--	--
7/2/2002	478.74	35.28	0	443.46	-1.22	--	1100	21	ND<0.50	6.9	ND<1.0	--	60	--
10/1/2002	478.74	37.70	0	441.04	-2.42	--	1700	11	ND<0.50	3.1	ND<1.0	--	25	--
12/30/2002	478.74	31.93	0	446.81	5.77	--	4600	41	5.3	32	13	--	34	--
5/2/2003	478.74	31.81	0	446.93	0.12	--	3000	17	2.7	14	5.1	--	42	--
7/1/2003	478.74	33.47	0	445.27	-1.66	--	2300	11	0.53	8.0	1.5	--	35	--
10/3/2003	478.74	35.84	0	442.90	-2.37	--	6500	30	ND<5.0	41	ND<10	--	53	--
1/8/2004	478.74	30.35	0	448.39	5.49	--	1600	4.0	ND<1.0	4.2	8.7	--	56	--
4/15/2004	478.74	29.03	0	449.71	1.32	--	3600	22	1.3	64	40	--	57	--
7/15/2004	478.74	33.52	0	445.22	-4.49	--	4700	15	1.2	59	57	--	50	--
12/8/2004	478.74	34.68	0	444.06	-1.16	--	5800	26	1.9	63	27	--	52	--
3/23/2005	478.74	24.49	0	454.25	10.19	--	5600	18	1.3	42	14	--	39	--

Table 2
HISTORIC FLUID LEVELS AND SELECTED ANALYTICAL RESULTS

December 20, 2010
76 Station 4186

Date Sampled	TOC Elevation (feet)	Depth to Water (feet)	LPH Thickness (feet)	Ground-Water Elevation (feet)	Change in Elevation (feet)	TPH-G 8015 (µg/l)	TPH-G (GC/MS) (µg/l)	Benzene (µg/l)	Toluene (µg/l)	Ethyl-benzene (µg/l)	Total Xylenes (µg/l)	MTBE (8021B) (µg/l)	MTBE (8260B) (µg/l)	Comments
6/28/2005	478.74	28.83	0	449.91	-4.34	--	5400	16	1.1	35	10	--	45	--
9/23/2005	478.74	32.35	0	446.39	-3.52	--	2400	13	1.3	31	6.9	--	46	--
12/30/2005	478.74	30.18	0	448.56	2.17	--	2500	11	1.1	28	4.3	--	35	--
3/24/2006	478.74	25.06	0	453.68	5.12	--	ND<50	ND<0.50	ND<0.50	ND<0.50	ND<1.0	--	32	--
6/26/2006	478.74	28.30	0	450.44	-3.24	--	2500	11	1.1	45	15	--	55	--
9/26/2006	478.74	33.47	0	445.27	-5.17	--	2300	7.8	0.84	17	2.1	--	61	--
11/21/2006	478.74	31.66	0	447.08	1.81	--	3000	15	1.1	26	2.2	--	69	--
3/26/2007	478.74	29.82	0	448.92	1.84	--	2200	1.2	ND<0.50	ND<0.50	ND<0.50	--	70	--
6/27/2007	478.74	36.59	0	442.15	-6.77	--	590	5.8	ND<0.50	3.3	0.94	--	100	--
9/23/2007	478.74	44.05	0	434.69	-7.46	--	--	--	--	--	--	--	--	Not enough water to sample
12/20/2007	478.74	--	--	--	--	--	--	--	--	--	--	--	--	Dry well
3/17/2008	478.74	33.83	0	444.91	--	--	1200	1.9	ND<0.50	0.82	ND<1.0	--	27	--
6/12/2008	478.74	38.56	0	440.18	-4.73	--	1200	1.9	ND<0.50	1.1	ND<1.0	--	40	--
9/3/2008	478.74	--	--	--	--	--	--	--	--	--	--	--	--	Dry
12/3/2008	480.78	--	--	--	--	--	--	--	--	--	--	--	--	Dry
2/18/2009	480.78	--	--	--	--	--	--	--	--	--	--	--	--	Dry
6/11/2009	480.78	38.80	0	441.98	--	--	1100	2.4	0.80	3.2	ND<1.0	--	8.2	--
12/9/2009	480.78	37.08	0	443.70	1.72	--	1200	2.8	0.72	5.3	1.5	--	8.1	--
6/15/2010	480.78	33.84	0	446.94	3.24	--	1700	4.3	1.7	24	1.2	--	26	--
12/20/2010	480.78	33.53	0	447.25	0.31	--	1600	2.9	0.83	7.9	ND<1.0	--	13	--
U-8														
12/3/2008	480.43	--	--	--	--	--	--	--	--	--	--	--	--	Dry
2/18/2009	480.43	--	--	--	--	--	--	--	--	--	--	--	--	Dry
6/11/2009	480.43	--	--	--	--	--	--	--	--	--	--	--	--	Dry
12/9/2009	480.43	38.22	0	442.21	--	--	7200	42	ND<2.5	50	250	--	ND<2.5	--
6/15/2010	480.43	32.91	0	447.52	5.31	--	2000	22	1.3	12	4.2	--	ND<1.0	--
12/20/2010	480.43	29.57	0	450.86	3.34	--	2400	11	ND<1.0	22	12	--	ND<1.0	--
U-9														
12/3/2008	479.39	--	--	--	--	--	--	--	--	--	--	--	--	Dry
2/18/2009	479.39	--	--	--	--	--	--	--	--	--	--	--	--	Dry
6/11/2009	479.39	--	--	--	--	--	--	--	--	--	--	--	--	Dry
12/9/2009	479.39	40.70	0	438.69	--	--	8800	51	ND<0.50	300	74	--	23	--
6/15/2010	479.39	33.64	0	445.75	7.06	--	2000	10	2.1	61	18	--	4.9	--
12/20/2010	479.39	32.35	0	447.04	1.29	--	1900	7.0	2.0	45	9.7	--	4.3	--
U-10														
12/3/2008	480.51	--	--	--	--	--	--	--	--	--	--	--	--	Dry
2/18/2009	480.51	--	--	--	--	--	--	--	--	--	--	--	--	Dry
6/11/2009	480.51	44.30	0	436.21	--	--	1400	15	1.1	12	12	--	88	--

**Table 2
HISTORIC FLUID LEVELS AND SELECTED ANALYTICAL RESULTS**

**December 20, 2010
76 Station 4186**

Date Sampled	TOC Elevation (feet)	Depth to Water (feet)	LPH Thickness (feet)	Ground-Water Elevation (feet)	Change in Elevation (feet)	TPH-G 8015 (µg/l)	TPH-G (GC/MS) (µg/l)	Benzene (µg/l)	Toluene (µg/l)	Ethyl-benzene (µg/l)	Total Xylenes (µg/l)	MTBE (8021B) (µg/l)	MTBE (8260B) (µg/l)	Comments
12/9/2009	480.51	41.45	0	439.06	2.85	--	4300	280	71	180	900	--	320	--
6/15/2010	480.51	34.42	0	446.09	7.03	--	12000	550	70	780	1400	--	530	--
12/20/2010	480.51	34.32	0	446.19	0.10	--	2100	79	2.4	98	33	--	98	--
U-11														
12/3/2008	480.34	--	--	--	--	--	--	--	--	--	--	--	--	--
2/18/2009	480.34	--	--	--	--	--	--	--	--	--	--	--	--	Dry
6/11/2009	480.34	43.18	0	437.16	--	--	1200	0.93	ND<0.50	ND<0.50	ND<1.0	--	2500	--
12/9/2009	480.34	39.62	0	440.72	3.56	--	1300	ND<2.5	ND<2.5	ND<2.5	ND<5.0	--	2100	--
6/15/2010	480.34	32.41	0	447.93	7.21	--	2800	ND<12	ND<12	21	ND<25	--	3600	--
12/20/2010	480.34	32.66	0	447.68	-0.25	--	1700	ND<10	ND<10	ND<10	ND<20	--	1400	--
U-12														
12/3/2008	480.75	50.08	0	430.67	--	--	ND<50	ND<0.50	ND<0.50	ND<0.50	ND<1.0	--	ND<0.50	--
2/18/2009	480.75	46.10	0	434.65	3.98	--	ND<50	ND<0.50	ND<0.50	ND<0.50	ND<1.0	--	ND<0.50	--
6/11/2009	480.75	45.85	0	434.90	0.25	--	ND<50	ND<0.50	ND<0.50	ND<0.50	ND<1.0	--	ND<0.50	--
12/9/2009	480.75	40.74	0	440.01	5.11	--	ND<50	ND<0.50	ND<0.50	ND<0.50	ND<1.0	--	ND<0.50	--
6/15/2010	480.75	33.53	0	447.22	7.21	--	ND<50	ND<0.50	ND<0.50	ND<0.50	ND<1.0	--	ND<0.50	--
12/20/2010	480.75	34.02	0	446.73	-0.49	--	ND<50	ND<0.50	ND<0.50	ND<0.50	ND<1.0	--	ND<0.50	--
U-13														
12/3/2008	480.31	50.74	0	429.57	--	--	ND<50	ND<0.50	ND<0.50	ND<0.50	ND<1.0	--	0.85	--
2/18/2009	480.31	45.87	0	434.44	4.87	--	ND<50	ND<0.50	ND<0.50	ND<0.50	ND<1.0	--	0.87	--
6/11/2009	480.31	46.60	0	433.71	-0.73	--	ND<50	ND<0.50	ND<0.50	ND<0.50	ND<1.0	--	0.81	--
12/9/2009	480.31	41.28	0	439.03	5.32	--	ND<50	ND<0.50	1.1	ND<0.50	ND<1.0	--	ND<0.50	--
6/15/2010	480.31	34.14	0	446.17	7.14	--	ND<50	ND<0.50	ND<0.50	ND<0.50	ND<1.0	--	ND<0.50	--
12/20/2010	480.31	34.44	0	445.87	-0.30	--	ND<50	ND<0.50	ND<0.50	ND<0.50	ND<1.0	--	ND<0.50	--
U-14														
12/3/2008	479.38	49.90	0	429.48	--	--	ND<50	ND<0.50	ND<0.50	ND<0.50	ND<1.0	--	1.4	--
2/18/2009	479.38	46.65	0	432.73	3.25	--	ND<50	ND<0.50	ND<0.50	ND<0.50	ND<1.0	--	ND<0.50	--
6/11/2009	479.38	45.75	0	433.63	0.90	--	ND<50	ND<0.50	ND<0.50	ND<0.50	ND<1.0	--	ND<0.50	--
12/9/2009	479.38	40.60	0	438.78	5.15	--	ND<50	ND<0.50	ND<0.50	ND<0.50	ND<1.0	--	ND<0.50	--
6/15/2010	479.38	33.40	0	445.98	7.20	--	ND<50	ND<0.50	ND<0.50	ND<0.50	ND<1.0	--	ND<0.50	--
12/20/2010	479.38	33.74	0	445.64	-0.34	--	ND<50	ND<0.50	ND<0.50	ND<0.50	ND<1.0	--	ND<0.50	--
U-15														
12/3/2008	479.99	49.58	0	430.41	--	--	ND<50	ND<0.50	ND<0.50	ND<0.50	ND<1.0	--	ND<0.50	--
2/18/2009	479.99	45.58	0	434.41	4.00	--	ND<50	ND<0.50	ND<0.50	ND<0.50	ND<1.0	--	1.2	--
6/11/2009	479.99	45.45	0	434.54	0.13	--	ND<50	ND<0.50	ND<0.50	ND<0.50	ND<1.0	--	1.6	--
12/9/2009	479.99	40.38	0	439.61	5.07	--	ND<50	ND<0.50	ND<0.50	ND<0.50	ND<1.0	--	ND<0.50	--
6/15/2010	479.99	33.22	0	446.77	7.16	--	ND<50	ND<0.50	ND<0.50	ND<0.50	ND<1.0	--	0.75	--
12/20/2010	479.99	33.79	0	446.20	-0.57	--	ND<50	ND<0.50	ND<0.50	ND<0.50	ND<1.0	--	ND<0.50	--

**Table 2a
ADDITIONAL HISTORIC ANALYTICAL RESULTS**

76 Station 4186

Date Sampled	TBA (µg/l)	Ethanol (8260B) (µg/l)	Ethylene-dibromide (EDB) (µg/l)	1,2-DCA (EDC) (µg/l)	DIPE (µg/l)	ETBE (µg/l)	TAME (µg/l)	Antimony (total) (µg/l)	Antimony (dissolved) (µg/l)	Arsenic (total) (µg/l)	Arsenic (dissolved) (µg/l)	Barium (total) (µg/l)	Comments
U-1													
10/2/2000	ND	--	--	--	--	--	--	--	--	--	--	--	
12/30/2002	--	--	--	--	--	--	--	--	--	--	--	--	
5/2/2003	--	--	--	--	--	--	--	--	--	--	--	--	
7/1/2003	--	ND<50000C	--	--	--	--	--	--	--	--	--	--	
10/3/2003	--	ND<500	--	--	--	--	--	--	--	--	--	--	
1/8/2004	--	ND<500	--	--	--	--	--	--	--	--	--	--	
4/15/2004	--	ND<50	--	--	--	--	--	--	--	--	--	--	
7/15/2004	--	ND<50	--	--	--	--	--	--	--	--	--	--	
12/8/2004	--	ND<50	--	--	--	--	--	--	--	--	--	--	
3/23/2005	--	ND<50	--	--	--	--	--	--	--	--	--	--	
6/28/2005	--	ND<1000	--	--	--	--	--	--	--	--	--	--	
9/23/2005	--	ND<1000	--	--	--	--	--	--	--	--	--	--	
12/30/2005	--	ND<250	--	--	--	--	--	--	--	--	--	--	
3/24/2006	--	ND<250	--	--	--	--	--	--	--	--	--	--	
6/26/2006	--	ND<250	--	--	--	--	--	--	--	--	--	--	
9/26/2006	--	ND<250	--	--	--	--	--	--	--	--	--	--	
11/21/2006	ND<10	ND<250	ND<0.50	ND<0.50	ND<0.50	ND<0.50	ND<0.50	--	--	--	--	--	
3/26/2007	ND<10	ND<250	ND<0.50	ND<0.50	ND<0.50	ND<0.50	ND<0.50	--	--	--	--	--	
6/27/2007	ND<10	ND<250	ND<0.50	ND<0.50	ND<0.50	ND<0.50	ND<0.50	--	--	--	--	--	
3/17/2008	ND<10	ND<250	ND<0.50	ND<0.50	ND<0.50	ND<0.50	ND<0.50	--	--	--	--	--	
6/15/2010	ND<10	ND<250	ND<0.50	ND<0.50	ND<0.50	ND<0.50	ND<0.50	--	ND<100	--	ND<50	--	
12/20/2010	ND<10	ND<250	ND<0.50	ND<0.50	ND<0.50	ND<0.50	ND<0.50	ND<100	ND<100	140	ND<50	3500	
U-2													
10/2/2000	ND	--	--	--	--	--	--	--	--	--	--	--	
10/1/2002	--	--	--	--	--	--	--	--	--	--	--	--	
12/30/2002	--	--	--	--	--	--	--	--	--	--	--	--	
5/2/2003	--	--	--	--	--	--	--	--	--	--	--	--	
7/1/2003	--	ND<50000C	--	--	--	--	--	--	--	--	--	--	
10/3/2003	--	ND<500	--	--	--	--	--	--	--	--	--	--	
1/8/2004	--	ND<500	--	--	--	--	--	--	--	--	--	--	
4/15/2004	--	ND<50	--	--	--	--	--	--	--	--	--	--	
7/15/2004	--	ND<50	--	--	--	--	--	--	--	--	--	--	
12/8/2004	--	ND<50	--	--	--	--	--	--	--	--	--	--	
3/23/2005	--	730	--	--	--	--	--	--	--	--	--	--	

**Table 2a
ADDITIONAL HISTORIC ANALYTICAL RESULTS**

76 Station 4186

Date Sampled	TBA (µg/l)	Ethanol (8260B) (µg/l)	Ethylene-dibromide (EDB) (µg/l)	1,2-DCA (EDC) (µg/l)	DIPE (µg/l)	ETBE (µg/l)	TAME (µg/l)	Antimony (total) (µg/l)	Antimony (dissolved) (µg/l)	Arsenic (total) (µg/l)	Arsenic (dissolved) (µg/l)	Barium (total) (µg/l)	Comments
6/28/2005	--	ND<1000	--	--	--	--	--	--	--	--	--	--	
9/23/2005	--	ND<1000	--	--	--	--	--	--	--	--	--	--	
12/30/2005	--	ND<250	--	--	--	--	--	--	--	--	--	--	
3/24/2006	--	ND<250	--	--	--	--	--	--	--	--	--	--	
6/26/2006	--	ND<250	--	--	--	--	--	--	--	--	--	--	
9/26/2006	--	ND<250	--	--	--	--	--	--	--	--	--	--	
11/21/2006	ND<10	ND<250	ND<0.50	ND<0.50	ND<0.50	ND<0.50	ND<0.50	--	--	--	--	--	
3/26/2007	ND<10	ND<250	ND<0.50	ND<0.50	ND<0.50	ND<0.50	ND<0.50	--	--	--	--	--	
6/27/2007	ND<10	ND<250	ND<0.50	ND<0.50	ND<0.50	ND<0.50	ND<0.50	--	--	--	--	--	
9/23/2007	69	ND<250	ND<0.50	ND<0.50	ND<0.50	ND<0.50	ND<0.50	--	--	--	--	--	
3/17/2008	ND<10	ND<250	ND<0.50	ND<0.50	ND<0.50	ND<0.50	ND<0.50	ND<100	--	58	--	2000	
6/12/2008	--	--	--	--	--	--	--	--	--	--	--	--	
6/15/2010	ND<10	ND<250	ND<0.50	ND<0.50	ND<0.50	ND<0.50	ND<0.50	--	ND<100	--	ND<50	--	
12/20/2010	ND<10	ND<250	ND<0.50	ND<0.50	ND<0.50	ND<0.50	ND<0.50	ND<100	ND<100	ND<50	ND<50	850	
U-3													
10/2/2000	63000	--	--	--	--	--	--	--	--	--	--	--	
1/8/2001	49300	ND	ND	ND	ND	ND	ND	--	--	--	--	--	
4/3/2001	22200	ND	ND	ND	ND	ND	ND	--	--	--	--	--	
7/2/2001	27000	ND	ND	ND	ND	ND	ND	--	--	--	--	--	
10/8/2001	33000	D<1400000	ND<290	ND<290	ND<290	ND<290	ND<290	--	--	--	--	--	
1/3/2002	17000	ID<500000C	ND<100	ND<100	ND<100	ND<100	ND<100	--	--	--	--	--	
4/5/2002	66000	ID<250000C	ND<100	ND<100	ND<100	ND<100	ND<100	--	--	--	--	--	
7/2/2002	47000	ID<130000C	ND<250	ND<250	ND<500	ND<250	ND<250	--	--	--	--	--	
10/1/2002	ND<50000	D<2500000	ND<1000	ND<1000	ND<1000	ND<1000	ND<1000	--	--	--	--	--	
12/30/2002	23000	D<1000000	ND<400	ND<400	ND<400	ND<400	ND<400	--	--	--	--	--	
5/2/2003	25000	ID<500000C	ND<200	ND<200	ND<200	ND<200	ND<200	--	--	--	--	--	
7/1/2003	32000	D<1000000	ND<400	ND<400	ND<400	ND<400	ND<400	--	--	--	--	--	
10/3/2003	39000	ND<50000	ND<200	ND<200	ND<2.0	ND<200	ND<200	--	--	--	--	--	
1/8/2004	ND<20000	ND<10000C	ND<400	ND<400	ND<400	ND<400	ND<400	--	--	--	--	--	
4/15/2004	18000	ND<2500	ND<0.5	ND<0.5	ND<1.0	ND<0.5	ND<0.5	--	--	--	--	--	
7/15/2004	15000	ND<2500	ND<25	ND<25	ND<50	ND<25	ND<25	--	--	--	--	--	
12/8/2004	34000	ND<5000	ND<50	ND<50	ND<100	ND<50	ND<50	--	--	--	--	--	
3/23/2005	--	ND<5000	--	--	--	--	--	--	--	--	--	--	
6/28/2005	--	ND<1000	--	--	--	--	--	--	--	--	--	--	
9/23/2005	--	ND<50000	--	--	--	--	--	--	--	--	--	--	

**Table 2a
ADDITIONAL HISTORIC ANALYTICAL RESULTS**

76 Station 4186

Date Sampled	TBA (µg/l)	Ethanol (8260B) (µg/l)	Ethylene-dibromide (EDB) (µg/l)	1,2-DCA (EDC) (µg/l)	DIPE (µg/l)	ETBE (µg/l)	TAME (µg/l)	Antimony (total) (µg/l)	Antimony (dissolved) (µg/l)	Arsenic (total) (µg/l)	Arsenic (dissolved) (µg/l)	Barium (total) (µg/l)	Comments
12/30/2005	2000	ND<250	ND<0.50	ND<0.50	ND<0.50	ND<0.50	0.58	--	--	--	--	--	
3/24/2006	--	ND<2500	--	--	--	--	--	--	--	--	--	--	
6/26/2006	18000	ND<250	ND<0.50	ND<0.50	ND<0.50	ND<0.50	ND<0.50	--	--	--	--	--	
9/26/2006	--	ND<1200	--	--	--	--	--	--	--	--	--	--	
11/21/2006	33000	ND<2500	ND<5.0	ND<5.0	ND<5.0	ND<5.0	ND<5.0	--	--	--	--	--	
3/26/2007	13000	ND<250	ND<0.50	0.95	ND<0.50	ND<0.50	ND<0.50	--	--	--	--	--	
6/27/2007	20000	ND<250	ND<0.50	0.79	ND<0.50	ND<0.50	ND<0.50	--	--	--	--	--	
9/23/2007	19000	ND<250	ND<0.50	ND<0.50	ND<0.50	ND<0.50	ND<0.50	--	--	--	--	--	
3/17/2008	15000	ND<500	ND<1.0	ND<1.0	ND<1.0	ND<1.0	ND<1.0	ND<100	ND<100	95	ND<50	1700	
6/12/2008	21000	ND<500	ND<1.0	ND<1.0	ND<1.0	ND<1.0	ND<1.0	ND<100	--	210	--	2800	
12/9/2009	8800	ND<250	ND<0.50	ND<0.50	ND<0.50	ND<0.50	ND<0.50	--	--	--	--	--	
6/15/2010	11000	ND<500	ND<1.0	ND<1.0	ND<1.0	ND<1.0	ND<1.0	ND<100	ND<100	92	ND<50	1600	
12/20/2010	2800	ND<250	ND<0.50	ND<0.50	ND<0.50	ND<0.50	ND<0.50	ND<100	ND<100	130	ND<50	1700	
U-4													
4/3/2001	ND	ND	ND	ND	ND	ND	ND	--	--	--	--	--	
7/2/2001	ND	ND	ND	ND	ND	ND	ND	--	--	--	--	--	
1/3/2002	ND<20	ND<50000C	ND<1.0	ND<1.0	ND<1.0	ND<1.0	ND<1.0	--	--	--	--	--	
10/1/2002	--	--	--	--	--	--	--	--	--	--	--	--	
12/30/2002	--	--	--	--	--	--	--	--	--	--	--	--	
5/2/2003	--	--	--	--	--	--	--	--	--	--	--	--	
7/1/2003	--	ND<50000C	--	--	--	--	--	--	--	--	--	--	
10/3/2003	--	ND<500	--	--	--	--	--	--	--	--	--	--	
1/8/2004	--	ND<500	--	--	--	--	--	--	--	--	--	--	
4/15/2004	--	ND<50	--	--	--	--	--	--	--	--	--	--	
7/15/2004	--	ND<50	--	--	--	--	--	--	--	--	--	--	
12/8/2004	--	ND<50	--	--	--	--	--	--	--	--	--	--	
3/23/2005	--	ND<50	--	--	--	--	--	--	--	--	--	--	
6/28/2005	--	ND<1000	--	--	--	--	--	--	--	--	--	--	
9/23/2005	--	ND<1000	--	--	--	--	--	--	--	--	--	--	
12/30/2005	--	ND<250	--	--	--	--	--	--	--	--	--	--	
3/24/2006	--	ND<250	--	--	--	--	--	--	--	--	--	--	
6/26/2006	--	ND<250	--	--	--	--	--	--	--	--	--	--	
9/26/2006	--	ND<250	--	--	--	--	--	--	--	--	--	--	
11/21/2006	ND<10	ND<250	ND<0.50	ND<0.50	ND<0.50	ND<0.50	ND<0.50	--	--	--	--	--	
3/26/2007	ND<10	ND<250	ND<0.50	ND<0.50	ND<0.50	ND<0.50	ND<0.50	--	--	--	--	--	

**Table 2a
ADDITIONAL HISTORIC ANALYTICAL RESULTS**

76 Station 4186

Date Sampled	TBA (µg/l)	Ethanol (8260B) (µg/l)	Ethylene-dibromide (EDB) (µg/l)	1,2-DCA (EDC) (µg/l)	DIPE (µg/l)	ETBE (µg/l)	TAME (µg/l)	Antimony (total) (µg/l)	Antimony (dissolved) (µg/l)	Arsenic (total) (µg/l)	Arsenic (dissolved) (µg/l)	Barium (total) (µg/l)	Comments
6/27/2007	ND<10	ND<250	ND<0.50	ND<0.50	ND<0.50	ND<0.50	ND<0.50	--	--	--	--	--	
3/17/2008	ND<10	ND<250	ND<0.50	ND<0.50	ND<0.50	ND<0.50	ND<0.50	ND<100	ND<100	ND<50	ND<50	2000	
6/12/2008	ND<10	ND<250	ND<0.50	ND<0.50	ND<0.50	ND<0.50	ND<0.50	ND<100	ND<100	ND<50	ND<50	2500	
12/9/2009	ND<10	ND<250	ND<0.50	ND<0.50	ND<0.50	ND<0.50	ND<0.50	ND<100	ND<100	ND<50	ND<50	2200	
6/15/2010	ND<10	ND<250	ND<0.50	ND<0.50	ND<0.50	ND<0.50	ND<0.50	ND<100	ND<100	ND<50	ND<50	1200	
12/20/2010	ND<10	ND<250	ND<0.50	ND<0.50	ND<0.50	ND<0.50	ND<0.50	ND<100	ND<100	ND<50	ND<50	1200	
U-5													
4/3/2001	ND	ND	ND	ND	ND	ND	ND	--	--	--	--	--	
7/2/2001	ND	ND	ND	ND	ND	ND	ND	--	--	--	--	--	
10/8/2001	ND<100	ND<100000	ND<2.0	ND<2.0	ND<2.0	ND<2.0	ND<2.0	--	--	--	--	--	
1/3/2002	ND<20	ND<50000	ND<1.0	ND<1.0	ND<1.0	ND<1.0	ND<1.0	--	--	--	--	--	
5/2/2003	--	--	--	--	--	--	--	--	--	--	--	--	
7/1/2003	--	ND<500	--	--	--	--	--	--	--	--	--	--	
10/3/2003	--	ND<500	--	--	--	--	--	--	--	--	--	--	
1/8/2004	--	ND<500	--	--	--	--	--	--	--	--	--	--	
4/15/2004	--	ND<50	--	--	--	--	--	--	--	--	--	--	
7/15/2004	--	ND<50	--	--	--	--	--	--	--	--	--	--	
12/8/2004	--	ND<50	--	--	--	--	--	--	--	--	--	--	
3/23/2005	--	ND<50	--	--	--	--	--	--	--	--	--	--	
6/28/2005	--	ND<1000	--	--	--	--	--	--	--	--	--	--	
9/23/2005	--	ND<1000	--	--	--	--	--	--	--	--	--	--	
12/30/2005	--	ND<250	--	--	--	--	--	--	--	--	--	--	
3/24/2006	--	ND<2500	--	--	--	--	--	--	--	--	--	--	
6/26/2006	--	ND<250	--	--	--	--	--	--	--	--	--	--	
9/26/2006	--	ND<250	--	--	--	--	--	--	--	--	--	--	
11/21/2006	ND<10	ND<250	ND<0.50	ND<0.50	ND<0.50	ND<0.50	ND<0.50	--	--	--	--	--	
3/26/2007	ND<10	ND<250	ND<0.50	ND<0.50	ND<0.50	ND<0.50	ND<0.50	--	--	--	--	--	
6/27/2007	ND<10	ND<250	ND<0.50	ND<0.50	ND<0.50	ND<0.50	ND<0.50	--	--	--	--	--	
3/17/2008	ND<10	ND<250	ND<0.50	ND<0.50	ND<0.50	ND<0.50	ND<0.50	ND<100	ND<100	ND<50	ND<50	1300	
6/12/2008	ND<10	ND<250	ND<0.50	ND<0.50	ND<0.50	ND<0.50	ND<0.50	ND<100	ND<100	ND<50	ND<50	830	
12/9/2009	ND<10	ND<250	ND<0.50	ND<0.50	ND<0.50	ND<0.50	ND<0.50	ND<100	ND<100	ND<50	ND<50	1300	
6/15/2010	ND<10	ND<250	ND<0.50	ND<0.50	ND<0.50	ND<0.50	ND<0.50	ND<100	ND<100	ND<50	ND<50	460	
12/20/2010	ND<10	ND<250	ND<0.50	ND<0.50	ND<0.50	ND<0.50	ND<0.50	ND<100	ND<100	ND<50	ND<50	520	
U-6													
1/3/2002	ND<200	ND<500000	ND<10	ND<10	ND<10	ND<10	ND<10	--	--	--	--	--	

**Table 2a
ADDITIONAL HISTORIC ANALYTICAL RESULTS**

76 Station 4186

Date Sampled	TBA (µg/l)	Ethanol (8260B) (µg/l)	Ethylene-dibromide (EDB) (µg/l)	1,2-DCA (EDC) (µg/l)	DIPE (µg/l)	ETBE (µg/l)	TAME (µg/l)	Antimony (total) (µg/l)	Antimony (dissolved) (µg/l)	Arsenic (total) (µg/l)	Arsenic (dissolved) (µg/l)	Barium (total) (µg/l)	Comments
10/1/2002	--	--	--	--	--	--	--	--	--	--	--	--	
12/30/2002	--	--	--	--	--	--	--	--	--	--	--	--	
5/2/2003	--	--	--	--	--	--	--	--	--	--	--	--	
7/1/2003	--	ND<50000C	--	--	--	--	--	--	--	--	--	--	
10/3/2003	--	ND<10000C	--	--	--	--	--	--	--	--	--	--	
1/8/2004	--	ND<5000	--	--	--	--	--	--	--	--	--	--	
4/15/2004	--	ND<250	--	--	--	--	--	--	--	--	--	--	
7/15/2004	--	ND<250	--	--	--	--	--	--	--	--	--	--	
12/8/2004	--	ND<250	--	--	--	--	--	--	--	--	--	--	
3/23/2005	--	ND<50	--	--	--	--	--	--	--	--	--	--	
6/28/2005	--	ND<1000	--	--	--	--	--	--	--	--	--	--	
9/23/2005	--	ND<50000	--	--	--	--	--	--	--	--	--	--	
12/30/2005	--	ND<250	--	--	--	--	--	--	--	--	--	--	
3/24/2006	--	ND<2500	--	--	--	--	--	--	--	--	--	--	
6/26/2006	--	ND<2500	--	--	--	--	--	--	--	--	--	--	
9/26/2006	--	ND<2500	--	--	--	--	--	--	--	--	--	--	
11/21/2006	ND<10	ND<250	ND<0.50	ND<0.50	ND<0.50	ND<0.50	ND<0.50	--	--	--	--	--	
3/26/2007	ND<10	ND<250	ND<0.50	ND<0.50	ND<0.50	ND<0.50	ND<0.50	--	--	--	--	--	
6/27/2007	ND<10	ND<250	ND<0.50	ND<0.50	ND<0.50	ND<0.50	ND<0.50	--	--	--	--	--	
3/17/2008	ND<10	ND<250	ND<0.50	ND<0.50	ND<0.50	ND<0.50	ND<0.50	ND<100	ND<100	ND<50	ND<50	520	
6/12/2008	ND<10	ND<250	ND<0.50	ND<0.50	ND<0.50	ND<0.50	ND<0.50	ND<100	ND<100	ND<50	ND<50	910	
6/15/2010	ND<10	ND<250	ND<0.50	ND<0.50	ND<0.50	ND<0.50	ND<0.50	ND<100	ND<100	ND<50	ND<50	690	
12/20/2010	ND<20	ND<500	ND<1.0	ND<1.0	ND<1.0	ND<1.0	ND<1.0	ND<100	ND<100	ND<50	ND<50	720	
U-7													
1/3/2002	30	ND<50000C	ND<1.0	ND<1.0	ND<1.0	ND<1.0	ND<1.0	--	--	--	--	--	
10/1/2002	--	--	--	--	--	--	--	--	--	--	--	--	
12/30/2002	--	--	--	--	--	--	--	--	--	--	--	--	
5/2/2003	--	--	--	--	--	--	--	--	--	--	--	--	
7/1/2003	--	ND<50000C	--	--	--	--	--	--	--	--	--	--	
10/3/2003	--	ND<5000	--	--	--	--	--	--	--	--	--	--	
1/8/2004	--	ND<1000	--	--	--	--	--	--	--	--	--	--	
4/15/2004	--	ND<100	--	--	--	--	--	--	--	--	--	--	
7/15/2004	--	ND<100	--	--	--	--	--	--	--	--	--	--	
12/8/2004	--	ND<100	--	--	--	--	--	--	--	--	--	--	
3/23/2005	--	ND<100	--	--	--	--	--	--	--	--	--	--	

Table 2a
ADDITIONAL HISTORIC ANALYTICAL RESULTS

76 Station 4186

Date Sampled	TBA (µg/l)	Ethanol (8260B) (µg/l)	Ethylene-dibromide (EDB) (µg/l)	1,2-DCA (EDC) (µg/l)	DIPE (µg/l)	ETBE (µg/l)	TAME (µg/l)	Antimony (total) (µg/l)	Antimony (dissolved) (µg/l)	Arsenic (total) (µg/l)	Arsenic (dissolved) (µg/l)	Barium (total) (µg/l)	Comments
6/28/2005	--	ND<1000	--	--	--	--	--	--	--	--	--	--	
9/23/2005	--	ND<1000	--	--	--	--	--	--	--	--	--	--	
12/30/2005	--	ND<250	--	--	--	--	--	--	--	--	--	--	
3/24/2006	--	ND<250	--	--	--	--	--	--	--	--	--	--	
6/26/2006	--	ND<250	--	--	--	--	--	--	--	--	--	--	
9/26/2006	--	ND<250	--	--	--	--	--	--	--	--	--	--	
11/21/2006	ND<10	ND<250	ND<0.50	ND<0.50	ND<0.50	ND<0.50	ND<0.50	--	--	--	--	--	
3/26/2007	ND<10	ND<250	ND<0.50	ND<0.50	ND<0.50	ND<0.50	ND<0.50	--	--	--	--	--	
6/27/2007	14	ND<250	ND<0.50	ND<0.50	ND<0.50	ND<0.50	ND<0.50	--	--	--	--	--	
3/17/2008	ND<10	ND<250	ND<0.50	ND<0.50	ND<0.50	ND<0.50	ND<0.50	ND<100	ND<100	ND<50	ND<50	670	
6/12/2008	ND<10	ND<250	ND<0.50	ND<0.50	ND<0.50	ND<0.50	ND<0.50	ND<100	ND<100	ND<50	ND<50	520	
6/11/2009	ND<10	ND<250	ND<0.50	ND<0.50	ND<0.50	ND<0.50	ND<0.50	ND<100	ND<100	ND<50	ND<50	380	
12/9/2009	ND<10	ND<250	ND<0.50	ND<0.50	ND<0.50	ND<0.50	ND<0.50	ND<100	ND<100	ND<50	ND<50	390	
6/15/2010	ND<10	ND<250	ND<0.50	ND<0.50	ND<0.50	ND<0.50	ND<0.50	ND<100	ND<100	ND<50	ND<50	340	
12/20/2010	ND<10	ND<250	ND<0.50	ND<0.50	ND<0.50	ND<0.50	ND<0.50	ND<100	ND<100	ND<50	ND<50	460	
U-8													
12/9/2009	ND<50	ND<1200	ND<2.5	ND<2.5	ND<2.5	ND<2.5	ND<2.5	ND<100	ND<100	ND<50	ND<50	650	
6/15/2010	ND<20	ND<500	ND<1.0	ND<1.0	ND<1.0	ND<1.0	ND<1.0	ND<100	ND<100	ND<50	ND<50	390	
12/20/2010	ND<20	ND<500	ND<1.0	ND<1.0	ND<1.0	ND<1.0	ND<1.0	ND<100	ND<100	ND<50	ND<50	430	
U-9													
12/9/2009	ND<10	ND<250	ND<0.50	ND<0.50	ND<0.50	ND<0.50	ND<0.50	ND<100	ND<100	ND<50	ND<50	96	
6/15/2010	ND<20	ND<500	ND<1.0	ND<1.0	ND<1.0	ND<1.0	ND<1.0	ND<100	ND<100	ND<50	ND<50	510	
12/20/2010	ND<20	ND<500	ND<1.0	ND<1.0	ND<1.0	ND<1.0	ND<1.0	ND<100	ND<100	ND<50	ND<50	460	
U-10													
6/11/2009	98	ND<250	ND<0.50	ND<0.50	ND<0.50	ND<0.50	ND<0.50	--	ND<100	--	ND<50	--	
12/9/2009	1100	ND<250	ND<0.50	ND<0.50	ND<0.50	ND<0.50	ND<0.50	ND<100	ND<100	ND<50	ND<50	150	
6/15/2010	2400	ND<1200	ND<2.5	ND<2.5	ND<2.5	ND<2.5	ND<2.5	ND<100	ND<100	ND<50	ND<50	290	
12/20/2010	610	ND<500	ND<1.0	ND<1.0	ND<1.0	ND<1.0	ND<1.0	ND<100	ND<100	ND<50	ND<50	290	
U-11													
6/11/2009	6800	ND<250	ND<0.50	1.8	ND<0.50	ND<0.50	ND<0.50	--	--	--	--	--	
12/9/2009	10000	ND<1200	ND<2.5	ND<2.5	ND<2.5	ND<2.5	ND<2.5	ND<100	ND<100	ND<50	ND<50	170	
6/15/2010	6600	ND<6200	ND<12	ND<12	ND<12	ND<12	ND<12	ND<100	ND<100	51	ND<50	560	
12/20/2010	3700	ND<5000	ND<10	ND<10	ND<10	ND<10	ND<10	ND<100	ND<100	ND<50	ND<50	370	
U-12													
12/3/2008	ND<10	ND<250	ND<0.50	ND<0.50	ND<0.50	ND<0.50	ND<0.50	ND<100	ND<100	ND<50	ND<50	330	
2/18/2009	ND<10	ND<250	ND<0.50	ND<0.50	ND<0.50	ND<0.50	ND<0.50	ND<100	ND<100	ND<50	ND<50	370	

Table 2a
ADDITIONAL HISTORIC ANALYTICAL RESULTS

76 Station 4186

Date Sampled	TBA (µg/l)	Ethanol (8260B) (µg/l)	Ethylene-dibromide (EDB) (µg/l)	1,2-DCA (EDC) (µg/l)	DIPE (µg/l)	ETBE (µg/l)	TAME (µg/l)	Antimony (total) (µg/l)	Antimony (dissolved) (µg/l)	Arsenic (total) (µg/l)	Arsenic (dissolved) (µg/l)	Barium (total) (µg/l)	Comments
6/11/2009	15	ND<250	ND<0.50	ND<0.50	ND<0.50	ND<0.50	ND<0.50	ND<100	ND<100	ND<50	ND<50	400	
12/9/2009	ND<10	ND<250	ND<0.50	ND<0.50	ND<0.50	ND<0.50	ND<0.50	ND<100	ND<100	ND<50	ND<50	360	
6/15/2010	ND<10	ND<250	ND<0.50	ND<0.50	ND<0.50	ND<0.50	ND<0.50	ND<100	ND<100	ND<50	ND<50	350	
12/20/2010	ND<10	ND<250	ND<0.50	ND<0.50	ND<0.50	ND<0.50	ND<0.50	ND<100	ND<100	ND<50	ND<50	370	
U-13													
12/3/2008	ND<10	ND<250	ND<0.50	ND<0.50	ND<0.50	ND<0.50	ND<0.50	ND<100	ND<100	ND<50	ND<50	140	
2/18/2009	ND<10	ND<250	ND<0.50	ND<0.50	ND<0.50	ND<0.50	ND<0.50	ND<100	ND<100	ND<50	ND<50	120	
6/11/2009	ND<10	ND<250	ND<0.50	ND<0.50	ND<0.50	ND<0.50	ND<0.50	ND<100	ND<100	ND<50	ND<50	120	
12/9/2009	ND<10	ND<250	ND<0.50	ND<0.50	ND<0.50	ND<0.50	ND<0.50	ND<100	ND<100	ND<50	ND<50	15	
6/15/2010	ND<10	ND<250	ND<0.50	ND<0.50	ND<0.50	ND<0.50	ND<0.50	ND<100	ND<100	ND<50	ND<50	13	
12/20/2010	ND<10	ND<250	ND<0.50	ND<0.50	ND<0.50	ND<0.50	ND<0.50	ND<100	ND<100	ND<50	ND<50	46	
U-14													
12/3/2008	ND<10	ND<250	ND<0.50	ND<0.50	ND<0.50	ND<0.50	ND<0.50	ND<100	ND<100	ND<50	ND<50	340	
2/18/2009	ND<10	ND<250	ND<0.50	ND<0.50	ND<0.50	ND<0.50	ND<0.50	ND<100	ND<100	ND<50	ND<50	350	
6/11/2009	ND<10	ND<250	ND<0.50	ND<0.50	ND<0.50	ND<0.50	ND<0.50	ND<100	ND<100	ND<50	ND<50	340	
12/9/2009	ND<10	ND<250	ND<0.50	ND<0.50	ND<0.50	ND<0.50	ND<0.50	ND<100	ND<100	ND<50	ND<50	310	
6/15/2010	ND<10	ND<250	ND<0.50	ND<0.50	ND<0.50	ND<0.50	ND<0.50	ND<100	ND<100	ND<50	ND<50	260	
12/20/2010	ND<10	ND<250	ND<0.50	ND<0.50	ND<0.50	ND<0.50	ND<0.50	ND<100	ND<100	ND<50	ND<50	250	
U-15													
12/3/2008	ND<10	ND<250	ND<0.50	ND<0.50	ND<0.50	ND<0.50	ND<0.50	ND<100	ND<100	ND<50	ND<50	320	
2/18/2009	ND<10	ND<250	ND<0.50	ND<0.50	ND<0.50	ND<0.50	ND<0.50	ND<100	ND<100	ND<50	ND<50	140	
6/11/2009	ND<10	ND<250	ND<0.50	ND<0.50	ND<0.50	ND<0.50	ND<0.50	ND<100	ND<100	ND<50	ND<50	52	
12/9/2009	ND<10	ND<250	ND<0.50	ND<0.50	ND<0.50	ND<0.50	ND<0.50	ND<100	ND<100	ND<50	ND<50	96	
6/15/2010	ND<10	ND<250	ND<0.50	ND<0.50	ND<0.50	ND<0.50	ND<0.50	ND<100	ND<100	ND<50	ND<50	28	
12/20/2010	ND<10	ND<250	ND<0.50	ND<0.50	ND<0.50	ND<0.50	ND<0.50	ND<100	ND<100	ND<50	ND<50	55	

**Table 2b
ADDITIONAL HISTORIC ANALYTICAL RESULTS**

76 Station 4186

Date Sampled	Barium (dissolved) (µg/l)	Beryllium (total) (µg/l)	Beryllium (dissolved) (µg/l)	Cadmium (total) (µg/l)	Cadmium (dissolved) (µg/l)	Calcium ()	Chromium VI (µg/l)	Chromium (total) (µg/l)	Chromium (dissolved) (µg/l)	Cobalt (total) (µg/l)	Cobalt (dissolved) (µg/l)	Copper (dissolved) (µg/l)	Comments
U-1													
10/2/2000	--	--	--	--	--	--	--	--	--	--	--	--	--
12/30/2002	--	--	--	--	--	--	--	--	--	--	--	--	--
5/2/2003	--	--	--	--	--	--	--	--	--	--	--	--	--
7/1/2003	--	--	--	--	--	--	--	--	--	--	--	--	--
10/3/2003	--	--	--	--	--	--	--	--	--	--	--	--	--
1/8/2004	--	--	--	--	--	--	--	--	--	--	--	--	--
4/15/2004	--	--	--	--	--	--	--	--	--	--	--	--	--
7/15/2004	--	--	--	--	--	--	--	--	--	--	--	--	--
12/8/2004	--	--	--	--	--	--	--	--	--	--	--	--	--
3/23/2005	--	--	--	--	--	--	--	--	--	--	--	--	--
6/28/2005	--	--	--	--	--	--	--	--	--	--	--	--	--
9/23/2005	--	--	--	--	--	--	--	--	--	--	--	--	--
12/30/2005	--	--	--	--	--	--	--	--	--	--	--	--	--
3/24/2006	--	--	--	--	--	--	--	--	--	--	--	--	--
6/26/2006	--	--	--	--	--	--	--	--	--	--	--	--	--
9/26/2006	--	--	--	--	--	--	--	--	--	--	--	--	--
11/21/2006	--	--	--	--	--	--	--	--	--	--	--	--	--
3/26/2007	--	--	--	--	--	--	--	--	--	--	--	--	--
6/27/2007	--	--	--	--	--	--	--	--	--	--	--	--	--
3/17/2008	--	--	--	--	--	--	ND<2.0	--	--	--	--	--	--
6/15/2010	430	--	ND<10	--	ND<10	73	ND<2.0	--	ND<10	--	ND<50	ND<10	--
12/20/2010	390	ND<10	ND<10	ND<10	ND<10	60	2.6	1400	ND<10	390	ND<50	ND<10	--
U-2													
10/2/2000	--	--	--	--	--	--	--	--	--	--	--	--	--
10/1/2002	--	--	--	--	--	--	--	--	--	--	--	--	--
12/30/2002	--	--	--	--	--	--	--	--	--	--	--	--	--
5/2/2003	--	--	--	--	--	--	--	--	--	--	--	--	--
7/1/2003	--	--	--	--	--	--	--	--	--	--	--	--	--
10/3/2003	--	--	--	--	--	--	--	--	--	--	--	--	--
1/8/2004	--	--	--	--	--	--	--	--	--	--	--	--	--
4/15/2004	--	--	--	--	--	--	--	--	--	--	--	--	--
7/15/2004	--	--	--	--	--	--	--	--	--	--	--	--	--
12/8/2004	--	--	--	--	--	--	--	--	--	--	--	--	--
3/23/2005	--	--	--	--	--	--	--	--	--	--	--	--	--

**Table 2b
ADDITIONAL HISTORIC ANALYTICAL RESULTS**

76 Station 4186

Date Sampled	Barium (dissolved) (µg/l)	Beryllium (total) (µg/l)	Beryllium (dissolved) (µg/l)	Cadmium (total) (µg/l)	Cadmium (dissolved) (µg/l)	Calcium ()	Chromium VI (µg/l)	Chromium (total) (µg/l)	Chromium (dissolved) (µg/l)	Cobalt (total) (µg/l)	Cobalt (dissolved) (µg/l)	Copper (dissolved) (µg/l)	Comments
6/28/2005	--	--	--	--	--	--	--	--	--	--	--	--	
9/23/2005	--	--	--	--	--	--	--	--	--	--	--	--	
12/30/2005	--	--	--	--	--	--	--	--	--	--	--	--	
3/24/2006	--	--	--	--	--	--	--	--	--	--	--	--	
6/26/2006	--	--	--	--	--	--	--	--	--	--	--	--	
9/26/2006	--	--	--	--	--	--	--	--	--	--	--	--	
11/21/2006	--	--	--	--	--	--	--	--	--	--	--	--	
3/26/2007	--	--	--	--	--	--	--	--	--	--	--	--	
6/27/2007	--	--	--	--	--	--	--	--	--	--	--	--	
9/23/2007	--	--	--	--	--	--	--	--	--	--	--	--	
3/17/2008	--	ND<10	--	ND<10	--	--	ND<2.0	540	--	150	--	--	
6/12/2008	--	--	--	--	--	--	--	--	--	--	--	--	
6/15/2010	300	--	ND<10	--	ND<10	57	ND<2.0	--	ND<10	--	ND<50	ND<10	
12/20/2010	250	ND<10	ND<10	ND<10	ND<10	43	2.7	230	ND<10	64	ND<50	ND<10	
U-3													
10/2/2000	--	--	--	--	--	--	--	--	--	--	--	--	
1/8/2001	--	--	--	--	--	--	--	--	--	--	--	--	
4/3/2001	--	--	--	--	--	--	--	--	--	--	--	--	
7/2/2001	--	--	--	--	--	--	--	--	--	--	--	--	
10/8/2001	--	--	--	--	--	--	--	--	--	--	--	--	
1/3/2002	--	--	--	--	--	--	--	--	--	--	--	--	
4/5/2002	--	--	--	--	--	--	--	--	--	--	--	--	
7/2/2002	--	--	--	--	--	--	--	--	--	--	--	--	
10/1/2002	--	--	--	--	--	--	--	--	--	--	--	--	
12/30/2002	--	--	--	--	--	--	--	--	--	--	--	--	
5/2/2003	--	--	--	--	--	--	--	--	--	--	--	--	
7/1/2003	--	--	--	--	--	--	--	--	--	--	--	--	
10/3/2003	--	--	--	--	--	--	--	--	--	--	--	--	
1/8/2004	--	--	--	--	--	--	--	--	--	--	--	--	
4/15/2004	--	--	--	--	--	--	--	--	--	--	--	--	
7/15/2004	--	--	--	--	--	--	--	--	--	--	--	--	
12/8/2004	--	--	--	--	--	--	--	--	--	--	--	--	
3/23/2005	--	--	--	--	--	--	--	--	--	--	--	--	
6/28/2005	--	--	--	--	--	--	--	--	--	--	--	--	
9/23/2005	--	--	--	--	--	--	--	--	--	--	--	--	

**Table 2b
ADDITIONAL HISTORIC ANALYTICAL RESULTS**

76 Station 4186

Date Sampled	Barium (dissolved) (µg/l)	Beryllium (total) (µg/l)	Beryllium (dissolved) (µg/l)	Cadmium (total) (µg/l)	Cadmium (dissolved) (µg/l)	Calcium ()	Chromium VI (µg/l)	Chromium (total) (µg/l)	Chromium (dissolved) (µg/l)	Cobalt (total) (µg/l)	Cobalt (dissolved) (µg/l)	Copper (dissolved) (µg/l)	Comments
12/30/2005	--	--	--	--	--	--	--	--	--	--	--	--	
3/24/2006	--	--	--	--	--	--	--	--	--	--	--	--	
6/26/2006	--	--	--	--	--	--	--	--	--	--	--	--	
9/26/2006	--	--	--	--	--	--	--	--	--	--	--	--	
11/21/2006	--	--	--	--	--	--	--	--	--	--	--	--	
3/26/2007	--	--	--	--	--	--	--	--	--	--	--	--	
6/27/2007	--	--	--	--	--	--	--	--	--	--	--	--	
9/23/2007	--	--	--	--	--	--	--	--	--	--	--	--	
3/17/2008	410	ND<10	ND<10	ND<10	ND<10	59	ND<2.0	450	ND<10	140	ND<50	ND<10	
6/12/2008	--	ND<10	--	ND<10	--	--	--	980	--	350	--	--	
12/9/2009	--	--	--	--	--	--	--	--	--	--	--	--	
6/15/2010	410	ND<10	ND<10	ND<10	ND<10	56	ND<2.0	420	ND<10	130	ND<50	ND<10	
12/20/2010	360	ND<10	ND<10	ND<10	ND<10	44	ND<2.0	560	ND<10	170	ND<50	ND<10	
U-4													
4/3/2001	--	--	--	--	--	--	--	--	--	--	--	--	
7/2/2001	--	--	--	--	--	--	--	--	--	--	--	--	
1/3/2002	--	--	--	--	--	--	--	--	--	--	--	--	
10/1/2002	--	--	--	--	--	--	--	--	--	--	--	--	
12/30/2002	--	--	--	--	--	--	--	--	--	--	--	--	
5/2/2003	--	--	--	--	--	--	--	--	--	--	--	--	
7/1/2003	--	--	--	--	--	--	--	--	--	--	--	--	
10/3/2003	--	--	--	--	--	--	--	--	--	--	--	--	
1/8/2004	--	--	--	--	--	--	--	--	--	--	--	--	
4/15/2004	--	--	--	--	--	--	--	--	--	--	--	--	
7/15/2004	--	--	--	--	--	--	--	--	--	--	--	--	
12/8/2004	--	--	--	--	--	--	--	--	--	--	--	--	
3/23/2005	--	--	--	--	--	--	--	--	--	--	--	--	
6/28/2005	--	--	--	--	--	--	--	--	--	--	--	--	
9/23/2005	--	--	--	--	--	--	--	--	--	--	--	--	
12/30/2005	--	--	--	--	--	--	--	--	--	--	--	--	
3/24/2006	--	--	--	--	--	--	--	--	--	--	--	--	
6/26/2006	--	--	--	--	--	--	--	--	--	--	--	--	
9/26/2006	--	--	--	--	--	--	--	--	--	--	--	--	
11/21/2006	--	--	--	--	--	--	--	--	--	--	--	--	
3/26/2007	--	--	--	--	--	--	--	--	--	--	--	--	

**Table 2b
ADDITIONAL HISTORIC ANALYTICAL RESULTS**

76 Station 4186

Date Sampled	Barium (dissolved) (µg/l)	Beryllium (total) (µg/l)	Beryllium (dissolved) (µg/l)	Cadmium (total) (µg/l)	Cadmium (dissolved) (µg/l)	Calcium ()	Chromium VI (µg/l)	Chromium (total) (µg/l)	Chromium (dissolved) (µg/l)	Cobalt (total) (µg/l)	Cobalt (dissolved) (µg/l)	Copper (dissolved) (µg/l)	Comments
6/27/2007	--	--	--	--	--	--	--	--	--	--	--	--	
3/17/2008	470	ND<10	ND<10	ND<10	ND<10	68	ND<2.0	410	ND<10	140	ND<50	ND<10	
6/12/2008	52	ND<10	ND<10	ND<10	ND<10	2.4	ND<2.0	610	ND<10	180	ND<50	ND<10	
12/9/2009	500	ND<10	ND<10	ND<10	ND<10	62	ND<2.0	610	ND<10	200	ND<50	ND<10	
6/15/2010	420	ND<10	ND<10	ND<10	ND<10	69	30	270	29	80	ND<50	ND<10	
12/20/2010	440	ND<10	ND<10	ND<10	ND<10	59	ND<2.0	240	ND<10	80	ND<50	ND<10	
U-5													
4/3/2001	--	--	--	--	--	--	--	--	--	--	--	--	
7/2/2001	--	--	--	--	--	--	--	--	--	--	--	--	
10/8/2001	--	--	--	--	--	--	--	--	--	--	--	--	
1/3/2002	--	--	--	--	--	--	--	--	--	--	--	--	
5/2/2003	--	--	--	--	--	--	--	--	--	--	--	--	
7/1/2003	--	--	--	--	--	--	--	--	--	--	--	--	
10/3/2003	--	--	--	--	--	--	--	--	--	--	--	--	
1/8/2004	--	--	--	--	--	--	--	--	--	--	--	--	
4/15/2004	--	--	--	--	--	--	--	--	--	--	--	--	
7/15/2004	--	--	--	--	--	--	--	--	--	--	--	--	
12/8/2004	--	--	--	--	--	--	--	--	--	--	--	--	
3/23/2005	--	--	--	--	--	--	--	--	--	--	--	--	
6/28/2005	--	--	--	--	--	--	--	--	--	--	--	--	
9/23/2005	--	--	--	--	--	--	--	--	--	--	--	--	
12/30/2005	--	--	--	--	--	--	--	--	--	--	--	--	
3/24/2006	--	--	--	--	--	--	--	--	--	--	--	--	
6/26/2006	--	--	--	--	--	--	--	--	--	--	--	--	
9/26/2006	--	--	--	--	--	--	--	--	--	--	--	--	
11/21/2006	--	--	--	--	--	--	--	--	--	--	--	--	
3/26/2007	--	--	--	--	--	--	--	--	--	--	--	--	
6/27/2007	--	--	--	--	--	--	--	--	--	--	--	--	
3/17/2008	390	ND<10	ND<10	ND<10	ND<10	67	ND<2.0	110	--	ND<50	ND<50	ND<10	
6/12/2008	370	ND<10	ND<10	ND<10	ND<10	66	ND<2.0	86	ND<10	ND<50	ND<50	ND<10	
12/9/2009	410	ND<10	ND<10	ND<10	ND<10	62	ND<2.0	180	ND<10	50	ND<50	ND<10	
6/15/2010	390	ND<10	ND<10	ND<10	ND<10	59	ND<2.0	ND<10	ND<10	ND<50	ND<50	ND<10	
12/20/2010	390	ND<10	ND<10	ND<10	ND<10	60	ND<2.0	12	ND<10	ND<50	ND<50	ND<10	
U-6													
1/3/2002	--	--	--	--	--	--	--	--	--	--	--	--	

**Table 2b
ADDITIONAL HISTORIC ANALYTICAL RESULTS**

76 Station 4186

Date Sampled	Barium (dissolved) (µg/l)	Beryllium (total) (µg/l)	Beryllium (dissolved) (µg/l)	Cadmium (total) (µg/l)	Cadmium (dissolved) (µg/l)	Calcium ()	Chromium VI (µg/l)	Chromium (total) (µg/l)	Chromium (dissolved) (µg/l)	Cobalt (total) (µg/l)	Cobalt (dissolved) (µg/l)	Copper (dissolved) (µg/l)	Comments
10/1/2002	--	--	--	--	--	--	--	--	--	--	--	--	
12/30/2002	--	--	--	--	--	--	--	--	--	--	--	--	
5/2/2003	--	--	--	--	--	--	--	--	--	--	--	--	
7/1/2003	--	--	--	--	--	--	--	--	--	--	--	--	
10/3/2003	--	--	--	--	--	--	--	--	--	--	--	--	
1/8/2004	--	--	--	--	--	--	--	--	--	--	--	--	
4/15/2004	--	--	--	--	--	--	--	--	--	--	--	--	
7/15/2004	--	--	--	--	--	--	--	--	--	--	--	--	
12/8/2004	--	--	--	--	--	--	--	--	--	--	--	--	
3/23/2005	--	--	--	--	--	--	--	--	--	--	--	--	
6/28/2005	--	--	--	--	--	--	--	--	--	--	--	--	
9/23/2005	--	--	--	--	--	--	--	--	--	--	--	--	
12/30/2005	--	--	--	--	--	--	--	--	--	--	--	--	
3/24/2006	--	--	--	--	--	--	--	--	--	--	--	--	
6/26/2006	--	--	--	--	--	--	--	--	--	--	--	--	
9/26/2006	--	--	--	--	--	--	--	--	--	--	--	--	
11/21/2006	--	--	--	--	--	--	--	--	--	--	--	--	
3/26/2007	--	--	--	--	--	--	--	--	--	--	--	--	
6/27/2007	--	--	--	--	--	--	--	--	--	--	--	--	
3/17/2008	330	ND<10	ND<10	ND<10	ND<10	73	ND<2.0	34	ND<10	ND<50	ND<50	ND<10	
6/12/2008	600	ND<10	ND<10	ND<10	ND<10	69	ND<2.0	ND<10	ND<10	ND<50	ND<50	ND<10	
6/15/2010	500	ND<10	ND<10	ND<10	ND<10	79	ND<2.0	37	ND<10	ND<50	ND<50	ND<10	
12/20/2010	510	ND<10	ND<10	ND<10	ND<10	72	ND<2.0	54	ND<10	ND<50	ND<50	ND<10	
U-7													
1/3/2002	--	--	--	--	--	--	--	--	--	--	--	--	
10/1/2002	--	--	--	--	--	--	--	--	--	--	--	--	
12/30/2002	--	--	--	--	--	--	--	--	--	--	--	--	
5/2/2003	--	--	--	--	--	--	--	--	--	--	--	--	
7/1/2003	--	--	--	--	--	--	--	--	--	--	--	--	
10/3/2003	--	--	--	--	--	--	--	--	--	--	--	--	
1/8/2004	--	--	--	--	--	--	--	--	--	--	--	--	
4/15/2004	--	--	--	--	--	--	--	--	--	--	--	--	
7/15/2004	--	--	--	--	--	--	--	--	--	--	--	--	
12/8/2004	--	--	--	--	--	--	--	--	--	--	--	--	
3/23/2005	--	--	--	--	--	--	--	--	--	--	--	--	

Table 2b
ADDITIONAL HISTORIC ANALYTICAL RESULTS

76 Station 4186

Date Sampled	Barium (dissolved) (µg/l)	Beryllium (total) (µg/l)	Beryllium (dissolved) (µg/l)	Cadmium (total) (µg/l)	Cadmium (dissolved) (µg/l)	Calcium ()	Chromium VI (µg/l)	Chromium (total) (µg/l)	Chromium (dissolved) (µg/l)	Cobalt (total) (µg/l)	Cobalt (dissolved) (µg/l)	Copper (dissolved) (µg/l)	Comments
6/28/2005	--	--	--	--	--	--	--	--	--	--	--	--	
9/23/2005	--	--	--	--	--	--	--	--	--	--	--	--	
12/30/2005	--	--	--	--	--	--	--	--	--	--	--	--	
3/24/2006	--	--	--	--	--	--	--	--	--	--	--	--	
6/26/2006	--	--	--	--	--	--	--	--	--	--	--	--	
9/26/2006	--	--	--	--	--	--	--	--	--	--	--	--	
11/21/2006	--	--	--	--	--	--	--	--	--	--	--	--	
3/26/2007	--	--	--	--	--	--	--	--	--	--	--	--	
6/27/2007	--	--	--	--	--	--	--	--	--	--	--	--	
3/17/2008	510	ND<10	ND<10	ND<10	ND<10	68	ND<2.0	28	ND<10	ND<50	ND<50	ND<10	
6/12/2008	490	ND<10	ND<10	ND<10	ND<10	60	ND<2.0	10	ND<10	ND<50	ND<50	ND<10	
6/11/2009	340	ND<10	ND<10	ND<10	ND<10	31	ND<2.0	ND<10	ND<10	ND<50	ND<50	ND<10	
12/9/2009	280	ND<10	ND<10	ND<10	ND<10	37	ND<2.0	27	ND<10	ND<50	ND<50	ND<10	
6/15/2010	300	ND<10	ND<10	ND<10	ND<10	40	ND<2.0	ND<10	ND<10	ND<50	ND<50	ND<10	
12/20/2010	440	ND<10	ND<10	ND<10	ND<10	42	ND<2.0	ND<10	ND<10	ND<50	ND<50	ND<10	
U-8													
12/9/2009	200	ND<10	ND<10	ND<10	ND<10	53	ND<2.0	ND<10	ND<10	78	ND<50	ND<10	
6/15/2010	320	ND<10	ND<10	ND<10	ND<10	47	ND<2.0	27	ND<10	ND<50	ND<50	ND<10	
12/20/2010	390	ND<10	ND<10	ND<10	ND<10	44	ND<2.0	13	ND<10	ND<50	ND<50	ND<10	
U-9													
12/9/2009	64	ND<10	ND<10	ND<10	ND<10	69	ND<2.0	18	ND<10	ND<50	ND<50	ND<10	
6/15/2010	270	ND<10	ND<10	ND<10	ND<10	50	ND<2.0	79	ND<10	ND<50	ND<50	ND<10	
12/20/2010	350	ND<10	ND<10	ND<10	ND<10	43	ND<2.0	53	ND<10	ND<50	ND<50	ND<10	
U-10													
6/11/2009	50	--	ND<10	--	ND<10	40	ND<2.0	--	ND<10	--	ND<50	ND<10	
12/9/2009	59	ND<10	ND<10	ND<10	ND<10	47	ND<2.0	34	ND<10	ND<50	ND<50	ND<10	
6/15/2010	250	ND<10	ND<10	ND<10	ND<10	50	ND<2.0	23	ND<10	ND<50	ND<50	ND<10	
12/20/2010	150	ND<10	ND<10	ND<10	ND<10	48	ND<2.0	83	ND<10	ND<50	ND<50	ND<10	
U-11													
6/11/2009	--	--	--	--	--	--	--	--	--	--	--	--	
12/9/2009	89	ND<10	ND<10	ND<10	ND<10	61	ND<2.0	31	ND<10	ND<50	ND<50	ND<10	
6/15/2010	30	ND<10	ND<10	ND<10	ND<10	230	ND<2.0	54	ND<10	50	ND<50	ND<10	
12/20/2010	43	ND<10	ND<10	ND<10	ND<10	120	ND<2.0	44	ND<10	ND<50	ND<50	ND<10	
U-12													
12/3/2008	330	ND<10	ND<10	ND<10	ND<10	51	2.7	11	ND<10	ND<50	ND<50	ND<10	
2/18/2009	330	ND<10	ND<10	ND<10	ND<10	50	2.7	ND<10	ND<10	ND<50	ND<50	ND<10	

**Table 2b
ADDITIONAL HISTORIC ANALYTICAL RESULTS**

76 Station 4186

Date Sampled	Barium (dissolved) (µg/l)	Beryllium (total) (µg/l)	Beryllium (dissolved) (µg/l)	Cadmium (total) (µg/l)	Cadmium (dissolved) (µg/l)	Calcium ()	Chromium VI (µg/l)	Chromium (total) (µg/l)	Chromium (dissolved) (µg/l)	Cobalt (total) (µg/l)	Cobalt (dissolved) (µg/l)	Copper (dissolved) (µg/l)	Comments
6/11/2009	320	ND<10	ND<10	ND<10	ND<10	47	ND<2.0	21	ND<10	ND<50	ND<50	ND<10	
12/9/2009	330	ND<10	ND<10	ND<10	ND<10	47	2.3	ND<10	ND<10	ND<50	ND<50	ND<10	
6/15/2010	320	ND<10	ND<10	ND<10	ND<10	48	2.2	ND<10	ND<10	ND<50	ND<50	ND<10	
12/20/2010	340	ND<10	ND<10	ND<10	ND<10	50	2.5	ND<10	ND<10	ND<50	ND<50	36	
U-13													
12/3/2008	110	ND<10	ND<10	ND<10	ND<10	24	85	93	86	ND<50	ND<50	ND<10	
2/18/2009	98	ND<10	ND<10	ND<10	ND<10	22	88	88	88	ND<50	ND<50	ND<10	
6/11/2009	110	ND<10	ND<10	ND<10	ND<10	24	82	84	78	ND<50	ND<50	ND<10	
12/9/2009	10	ND<10	ND<10	ND<10	ND<10	3.9	67	74	70	ND<50	ND<50	ND<10	
6/15/2010	13	ND<10	ND<10	ND<10	ND<10	1.8	48	50	48	ND<50	ND<50	ND<10	
12/20/2010	42	ND<10	ND<10	ND<10	ND<10	8.0	26	28	28	ND<50	ND<50	10	
U-14													
12/3/2008	320	ND<10	ND<10	ND<10	ND<10	47	3.0	ND<10	ND<10	ND<50	ND<50	ND<10	
2/18/2009	320	ND<10	ND<10	ND<10	ND<10	46	3.4	ND<10	ND<10	ND<50	ND<50	ND<10	
6/11/2009	310	ND<10	ND<10	ND<10	ND<10	45	2.9	16	ND<10	ND<50	ND<50	ND<10	
12/9/2009	270	ND<10	ND<10	ND<10	ND<10	42	2.9	ND<10	ND<10	ND<50	ND<50	ND<10	
6/15/2010	220	ND<10	ND<10	ND<10	ND<10	36	3.9	ND<10	ND<10	ND<50	ND<50	ND<10	
12/20/2010	240	ND<10	ND<10	ND<10	ND<10	40	3.9	ND<10	ND<10	ND<50	ND<50	23	
U-15													
12/3/2008	300	ND<10	ND<10	ND<10	ND<10	47	3.7	ND<10	ND<10	ND<50	ND<50	ND<10	
2/18/2009	91	ND<10	ND<10	ND<10	ND<10	14	10	11	ND<10	ND<50	ND<50	ND<10	
6/11/2009	30	ND<10	ND<10	ND<10	ND<10	4.6	9.0	12	ND<10	ND<50	ND<50	ND<10	
12/9/2009	64	ND<10	ND<10	ND<10	ND<10	13	17	20	17	ND<50	ND<50	ND<10	
6/15/2010	19	ND<10	ND<10	ND<10	ND<10	3.8	22	25	21	ND<50	ND<50	ND<10	
12/20/2010	38	ND<10	ND<10	ND<10	ND<10	6.5	34	39	36	ND<50	ND<50	ND<10	

**Table 2c
ADDITIONAL HISTORIC ANALYTICAL RESULTS**

76 Station 4186

Date Sampled	Copper (total) (µg/l)	Lead (dissolved) ()	Lead (total) (µg/l)	Magnesium (dissolved) (mg/l)	Manganese (dissolved) (µg/l)	Mercury (total) (µg/l)	Mercury (dissolved) (µg/l)	Molybdenum (total) (µg/l)	Molybdenum (dissolved) (µg/l)	Nickel (total) (µg/l)	Nickel (dissolved) (µg/l)	Potassium ()	Comments
U-1													
10/2/2000	--	--	--	--	--	--	--	--	--	--	--	--	--
12/30/2002	--	--	--	--	--	--	--	--	--	--	--	--	--
5/2/2003	--	--	--	--	--	--	--	--	--	--	--	--	--
7/1/2003	--	--	--	--	--	--	--	--	--	--	--	--	--
10/3/2003	--	--	--	--	--	--	--	--	--	--	--	--	--
1/8/2004	--	--	--	--	--	--	--	--	--	--	--	--	--
4/15/2004	--	--	--	--	--	--	--	--	--	--	--	--	--
7/15/2004	--	--	--	--	--	--	--	--	--	--	--	--	--
12/8/2004	--	--	--	--	--	--	--	--	--	--	--	--	--
3/23/2005	--	--	--	--	--	--	--	--	--	--	--	--	--
6/28/2005	--	--	--	--	--	--	--	--	--	--	--	--	--
9/23/2005	--	--	--	--	--	--	--	--	--	--	--	--	--
12/30/2005	--	--	--	--	--	--	--	--	--	--	--	--	--
3/24/2006	--	--	--	--	--	--	--	--	--	--	--	--	--
6/26/2006	--	--	--	--	--	--	--	--	--	--	--	--	--
9/26/2006	--	--	--	--	--	--	--	--	--	--	--	--	--
11/21/2006	--	--	--	--	--	--	--	--	--	--	--	--	--
3/26/2007	--	--	--	--	--	--	--	--	--	--	--	--	--
6/27/2007	--	--	--	--	--	--	--	--	--	--	--	--	--
3/17/2008	--	--	--	--	--	--	--	--	--	--	--	--	--
6/15/2010	--	ND<50	--	100	11	--	ND<0.20	--	ND<50	--	ND<10	2.9	
12/20/2010	860	ND<50	180	85	ND<10	1.1	ND<0.20	ND<50	ND<50	3700	ND<10	3.5	
U-2													
10/2/2000	--	--	--	--	--	--	--	--	--	--	--	--	--
10/1/2002	--	--	--	--	--	--	--	--	--	--	--	--	--
12/30/2002	--	--	--	--	--	--	--	--	--	--	--	--	--
5/2/2003	--	--	--	--	--	--	--	--	--	--	--	--	--
7/1/2003	--	--	--	--	--	--	--	--	--	--	--	--	--
10/3/2003	--	--	--	--	--	--	--	--	--	--	--	--	--
1/8/2004	--	--	--	--	--	--	--	--	--	--	--	--	--
4/15/2004	--	--	--	--	--	--	--	--	--	--	--	--	--
7/15/2004	--	--	--	--	--	--	--	--	--	--	--	--	--
12/8/2004	--	--	--	--	--	--	--	--	--	--	--	--	--
3/23/2005	--	--	--	--	--	--	--	--	--	--	--	--	--

**Table 2c
ADDITIONAL HISTORIC ANALYTICAL RESULTS**

76 Station 4186

Date Sampled	Copper (total) (µg/l)	Lead (dissolved) ()	Lead (total) (µg/l)	Magnesium (dissolved) (mg/l)	Manganese (dissolved) (µg/l)	Mercury (total) (µg/l)	Mercury (dissolved) (µg/l)	Molybdenum (total) (µg/l)	Molybdenum (dissolved) (µg/l)	Nickel (total) (µg/l)	Nickel (dissolved) (µg/l)	Potassium ()	Comments
6/28/2005	--	--	--	--	--	--	--	--	--	--	--	--	
9/23/2005	--	--	--	--	--	--	--	--	--	--	--	--	
12/30/2005	--	--	--	--	--	--	--	--	--	--	--	--	
3/24/2006	--	--	--	--	--	--	--	--	--	--	--	--	
6/26/2006	--	--	--	--	--	--	--	--	--	--	--	--	
9/26/2006	--	--	--	--	--	--	--	--	--	--	--	--	
11/21/2006	--	--	--	--	--	--	--	--	--	--	--	--	
3/26/2007	--	--	--	--	--	--	--	--	--	--	--	--	
6/27/2007	--	--	--	--	--	--	--	--	--	--	--	--	
9/23/2007	--	--	--	--	--	--	--	--	--	--	--	--	
3/17/2008	330	--	71	--	--	1.7	--	ND<50	--	1500	--	--	
6/12/2008	--	--	--	--	--	--	--	--	--	--	--	--	
6/15/2010	--	ND<50	--	85	ND<10	--	ND<0.20	--	ND<50	--	ND<10	2.2	
12/20/2010	140	ND<50	ND<50	64	ND<10	ND<0.20	ND<0.20	ND<50	ND<50	630	ND<10	3.6	
U-3													
10/2/2000	--	--	--	--	--	--	--	--	--	--	--	--	
1/8/2001	--	--	--	--	--	--	--	--	--	--	--	--	
4/3/2001	--	--	--	--	--	--	--	--	--	--	--	--	
7/2/2001	--	--	--	--	--	--	--	--	--	--	--	--	
10/8/2001	--	--	--	--	--	--	--	--	--	--	--	--	
1/3/2002	--	--	--	--	--	--	--	--	--	--	--	--	
4/5/2002	--	--	--	--	--	--	--	--	--	--	--	--	
7/2/2002	--	--	--	--	--	--	--	--	--	--	--	--	
10/1/2002	--	--	--	--	--	--	--	--	--	--	--	--	
12/30/2002	--	--	--	--	--	--	--	--	--	--	--	--	
5/2/2003	--	--	--	--	--	--	--	--	--	--	--	--	
7/1/2003	--	--	--	--	--	--	--	--	--	--	--	--	
10/3/2003	--	--	--	--	--	--	--	--	--	--	--	--	
1/8/2004	--	--	--	--	--	--	--	--	--	--	--	--	
4/15/2004	--	--	--	--	--	--	--	--	--	--	--	--	
7/15/2004	--	--	--	--	--	--	--	--	--	--	--	--	
12/8/2004	--	--	--	--	--	--	--	--	--	--	--	--	
3/23/2005	--	--	--	--	--	--	--	--	--	--	--	--	
6/28/2005	--	--	--	--	--	--	--	--	--	--	--	--	
9/23/2005	--	--	--	--	--	--	--	--	--	--	--	--	

**Table 2c
ADDITIONAL HISTORIC ANALYTICAL RESULTS**

76 Station 4186

Date Sampled	Copper (total) (µg/l)	Lead (dissolved) ()	Lead (total) (µg/l)	Magnesium (dissolved) (mg/l)	Manganese (dissolved) (µg/l)	Mercury (total) (µg/l)	Mercury (dissolved) (µg/l)	Molybdenum (total) (µg/l)	Molybdenum (dissolved) (µg/l)	Nickel (total) (µg/l)	Nickel (dissolved) (µg/l)	Potassium ()	Comments
12/30/2005	--	--	--	--	--	--	--	--	--	--	--	--	
3/24/2006	--	--	--	--	--	--	--	--	--	--	--	--	
6/26/2006	--	--	--	--	--	--	--	--	--	--	--	--	
9/26/2006	--	--	--	--	--	--	--	--	--	--	--	--	
11/21/2006	--	--	--	--	--	--	--	--	--	--	--	--	
3/26/2007	--	--	--	--	--	--	--	--	--	--	--	--	
6/27/2007	--	--	--	--	--	--	--	--	--	--	--	--	
9/23/2007	--	--	--	--	--	--	--	--	--	--	--	--	
3/17/2008	240	ND<50	65	94	2600	0.84	ND<0.20	ND<50	ND<50	1200	ND<10	1.6	
6/12/2008	590	--	160	--	--	2.4	--	81	--	2800	--	--	
12/9/2009	--	--	--	--	--	--	--	--	--	--	--	--	
6/15/2010	230	ND<50	67	91	2300	ND<0.20	ND<0.20	ND<50	ND<50	1200	ND<10	1.6	
12/20/2010	300	ND<50	77	71	1900	0.52	ND<0.20	ND<50	ND<50	1500	ND<10	2.2	
U-4													
4/3/2001	--	--	--	--	--	--	--	--	--	--	--	--	
7/2/2001	--	--	--	--	--	--	--	--	--	--	--	--	
1/3/2002	--	--	--	--	--	--	--	--	--	--	--	--	
10/1/2002	--	--	--	--	--	--	--	--	--	--	--	--	
12/30/2002	--	--	--	--	--	--	--	--	--	--	--	--	
5/2/2003	--	--	--	--	--	--	--	--	--	--	--	--	
7/1/2003	--	--	--	--	--	--	--	--	--	--	--	--	
10/3/2003	--	--	--	--	--	--	--	--	--	--	--	--	
1/8/2004	--	--	--	--	--	--	--	--	--	--	--	--	
4/15/2004	--	--	--	--	--	--	--	--	--	--	--	--	
7/15/2004	--	--	--	--	--	--	--	--	--	--	--	--	
12/8/2004	--	--	--	--	--	--	--	--	--	--	--	--	
3/23/2005	--	--	--	--	--	--	--	--	--	--	--	--	
6/28/2005	--	--	--	--	--	--	--	--	--	--	--	--	
9/23/2005	--	--	--	--	--	--	--	--	--	--	--	--	
12/30/2005	--	--	--	--	--	--	--	--	--	--	--	--	
3/24/2006	--	--	--	--	--	--	--	--	--	--	--	--	
6/26/2006	--	--	--	--	--	--	--	--	--	--	--	--	
9/26/2006	--	--	--	--	--	--	--	--	--	--	--	--	
11/21/2006	--	--	--	--	--	--	--	--	--	--	--	--	
3/26/2007	--	--	--	--	--	--	--	--	--	--	--	--	

**Table 2c
ADDITIONAL HISTORIC ANALYTICAL RESULTS**

76 Station 4186

Date Sampled	Copper (total) (µg/l)	Lead (dissolved) ()	Lead (total) (µg/l)	Magnesium (dissolved) (mg/l)	Manganese (dissolved) (µg/l)	Mercury (total) (µg/l)	Mercury (dissolved) (µg/l)	Molybdenum (total) (µg/l)	Molybdenum (dissolved) (µg/l)	Nickel (total) (µg/l)	Nickel (dissolved) (µg/l)	Potassium ()	Comments
6/27/2007	--	--	--	--	--	--	--	--	--	--	--	--	
3/17/2008	250	ND<50	ND<50	88	2000	ND<0.20	ND<0.20	ND<50	ND<50	1300	ND<10	2.3	
6/12/2008	360	ND<50	53	7.7	720	2.5	ND<0.20	ND<50	ND<50	2100	ND<10	ND<1.0	
12/9/2009	300	ND<50	59	91	ND<10	ND<0.20	ND<0.20	ND<50	ND<50	2000	ND<10	2.7	
6/15/2010	110	ND<50	ND<50	87	ND<10	0.63	ND<0.20	ND<50	ND<50	770	ND<10	2.8	
12/20/2010	120	ND<50	ND<50	85	210	0.36	ND<0.20	ND<50	ND<50	750	ND<10	3.3	
U-5													
4/3/2001	--	--	--	--	--	--	--	--	--	--	--	--	
7/2/2001	--	--	--	--	--	--	--	--	--	--	--	--	
10/8/2001	--	--	--	--	--	--	--	--	--	--	--	--	
1/3/2002	--	--	--	--	--	--	--	--	--	--	--	--	
5/2/2003	--	--	--	--	--	--	--	--	--	--	--	--	
7/1/2003	--	--	--	--	--	--	--	--	--	--	--	--	
10/3/2003	--	--	--	--	--	--	--	--	--	--	--	--	
1/8/2004	--	--	--	--	--	--	--	--	--	--	--	--	
4/15/2004	--	--	--	--	--	--	--	--	--	--	--	--	
7/15/2004	--	--	--	--	--	--	--	--	--	--	--	--	
12/8/2004	--	--	--	--	--	--	--	--	--	--	--	--	
3/23/2005	--	--	--	--	--	--	--	--	--	--	--	--	
6/28/2005	--	--	--	--	--	--	--	--	--	--	--	--	
9/23/2005	--	--	--	--	--	--	--	--	--	--	--	--	
12/30/2005	--	--	--	--	--	--	--	--	--	--	--	--	
3/24/2006	--	--	--	--	--	--	--	--	--	--	--	--	
6/26/2006	--	--	--	--	--	--	--	--	--	--	--	--	
9/26/2006	--	--	--	--	--	--	--	--	--	--	--	--	
11/21/2006	--	--	--	--	--	--	--	--	--	--	--	--	
3/26/2007	--	--	--	--	--	--	--	--	--	--	--	--	
6/27/2007	--	--	--	--	--	--	--	--	--	--	--	--	
3/17/2008	72	ND<50	ND<50	89	76	0.55	ND<0.20	ND<50	ND<50	360	ND<10	2.4	
6/12/2008	53	ND<50	ND<50	73	36	0.26	ND<0.20	ND<50	ND<50	290	ND<10	1.9	
12/9/2009	110	ND<50	ND<50	79	1000	ND<0.20	ND<0.20	ND<50	ND<50	540	ND<10	2.4	
6/15/2010	ND<10	ND<50	ND<50	78	660	ND<0.20	ND<0.20	ND<50	ND<50	30	ND<10	2.2	
12/20/2010	12	ND<50	ND<50	79	500	ND<0.20	ND<0.20	ND<50	ND<50	47	ND<10	2.7	
U-6													
1/3/2002	--	--	--	--	--	--	--	--	--	--	--	--	

**Table 2c
ADDITIONAL HISTORIC ANALYTICAL RESULTS**

76 Station 4186

Date Sampled	Copper (total) (µg/l)	Lead (dissolved) ()	Lead (total) (µg/l)	Magnesium (dissolved) (mg/l)	Manganese (dissolved) (µg/l)	Mercury (total) (µg/l)	Mercury (dissolved) (µg/l)	Molybdenum (total) (µg/l)	Molybdenum (dissolved) (µg/l)	Nickel (total) (µg/l)	Nickel (dissolved) (µg/l)	Potassium ()	Comments
10/1/2002	--	--	--	--	--	--	--	--	--	--	--	--	
12/30/2002	--	--	--	--	--	--	--	--	--	--	--	--	
5/2/2003	--	--	--	--	--	--	--	--	--	--	--	--	
7/1/2003	--	--	--	--	--	--	--	--	--	--	--	--	
10/3/2003	--	--	--	--	--	--	--	--	--	--	--	--	
1/8/2004	--	--	--	--	--	--	--	--	--	--	--	--	
4/15/2004	--	--	--	--	--	--	--	--	--	--	--	--	
7/15/2004	--	--	--	--	--	--	--	--	--	--	--	--	
12/8/2004	--	--	--	--	--	--	--	--	--	--	--	--	
3/23/2005	--	--	--	--	--	--	--	--	--	--	--	--	
6/28/2005	--	--	--	--	--	--	--	--	--	--	--	--	
9/23/2005	--	--	--	--	--	--	--	--	--	--	--	--	
12/30/2005	--	--	--	--	--	--	--	--	--	--	--	--	
3/24/2006	--	--	--	--	--	--	--	--	--	--	--	--	
6/26/2006	--	--	--	--	--	--	--	--	--	--	--	--	
9/26/2006	--	--	--	--	--	--	--	--	--	--	--	--	
11/21/2006	--	--	--	--	--	--	--	--	--	--	--	--	
3/26/2007	--	--	--	--	--	--	--	--	--	--	--	--	
6/27/2007	--	--	--	--	--	--	--	--	--	--	--	--	
3/17/2008	17	ND<50	ND<50	120	4300	ND<0.20	ND<0.20	ND<50	ND<50	91	ND<10	1.0	
6/12/2008	ND<10	ND<50	ND<50	110	3800	0.60	ND<0.20	ND<50	ND<50	47	ND<10	1.3	
6/15/2010	25	ND<50	ND<50	140	3900	ND<0.20	ND<0.20	ND<50	ND<50	100	ND<10	1.4	
12/20/2010	27	ND<50	ND<50	120	3500	ND<0.20	ND<0.20	ND<50	ND<50	160	ND<10	2.1	
U-7													
1/3/2002	--	--	--	--	--	--	--	--	--	--	--	--	
10/1/2002	--	--	--	--	--	--	--	--	--	--	--	--	
12/30/2002	--	--	--	--	--	--	--	--	--	--	--	--	
5/2/2003	--	--	--	--	--	--	--	--	--	--	--	--	
7/1/2003	--	--	--	--	--	--	--	--	--	--	--	--	
10/3/2003	--	--	--	--	--	--	--	--	--	--	--	--	
1/8/2004	--	--	--	--	--	--	--	--	--	--	--	--	
4/15/2004	--	--	--	--	--	--	--	--	--	--	--	--	
7/15/2004	--	--	--	--	--	--	--	--	--	--	--	--	
12/8/2004	--	--	--	--	--	--	--	--	--	--	--	--	
3/23/2005	--	--	--	--	--	--	--	--	--	--	--	--	

**Table 2c
ADDITIONAL HISTORIC ANALYTICAL RESULTS**

76 Station 4186

Date Sampled	Copper (total) (µg/l)	Lead (dissolved) ()	Lead (total) (µg/l)	Magnesium (dissolved) (mg/l)	Manganese (dissolved) (µg/l)	Mercury (total) (µg/l)	Mercury (dissolved) (µg/l)	Molybdenum (total) (µg/l)	Molybdenum (dissolved) (µg/l)	Nickel (total) (µg/l)	Nickel (dissolved) (µg/l)	Potassium ()	Comments
6/28/2005	--	--	--	--	--	--	--	--	--	--	--	--	
9/23/2005	--	--	--	--	--	--	--	--	--	--	--	--	
12/30/2005	--	--	--	--	--	--	--	--	--	--	--	--	
3/24/2006	--	--	--	--	--	--	--	--	--	--	--	--	
6/26/2006	--	--	--	--	--	--	--	--	--	--	--	--	
9/26/2006	--	--	--	--	--	--	--	--	--	--	--	--	
11/21/2006	--	--	--	--	--	--	--	--	--	--	--	--	
3/26/2007	--	--	--	--	--	--	--	--	--	--	--	--	
6/27/2007	--	--	--	--	--	--	--	--	--	--	--	--	
3/17/2008	16	ND<50	ND<50	110	2300	ND<0.20	ND<0.20	ND<50	ND<50	79	ND<10	2.4	
6/12/2008	ND<10	ND<50	ND<50	92	2400	ND<0.20	ND<0.20	ND<50	ND<50	38	ND<10	2.4	
6/11/2009	ND<10	ND<0.05	ND<50	50	1100	ND<0.20	ND<0.20	ND<50	ND<50	25	ND<10	2.6	
12/9/2009	14	ND<50	ND<50	64	1800	ND<0.20	ND<0.20	ND<50	ND<50	74	ND<10	2.1	
6/15/2010	ND<10	ND<50	ND<50	68	1900	ND<0.20	ND<0.20	ND<50	ND<50	12	ND<10	1.8	
12/20/2010	ND<10	ND<50	ND<50	70	1900	ND<0.20	ND<0.20	ND<50	ND<50	17	ND<10	2.8	
U-8													
12/9/2009	130	ND<50	ND<50	91	4000	ND<0.20	ND<0.20	ND<50	ND<50	690	ND<10	2.8	
6/15/2010	11	ND<50	ND<50	83	2600	ND<0.20	ND<0.20	ND<50	ND<50	57	ND<10	1.8	
12/20/2010	ND<10	ND<50	ND<50	77	1900	ND<0.20	ND<0.20	ND<50	ND<50	28	ND<10	2.1	
U-9													
12/9/2009	15	ND<50	ND<50	120	3800	ND<0.20	ND<0.20	ND<50	ND<50	35	ND<10	8.5	
6/15/2010	40	ND<50	ND<50	96	2500	ND<0.20	ND<0.20	ND<50	ND<50	230	ND<10	3.2	
12/20/2010	27	ND<50	ND<50	83	2100	ND<0.20	ND<0.20	ND<50	ND<50	150	ND<10	2.8	
U-10													
6/11/2009	--	ND<0.05	--	87	780	--	ND<0.20	--	ND<50	--	ND<10	30	
12/9/2009	17	ND<50	ND<50	110	1400	ND<0.20	ND<0.20	ND<50	ND<50	110	ND<10	29	
6/15/2010	19	ND<50	ND<50	110	2200	ND<0.20	ND<0.20	ND<50	ND<50	68	ND<10	7.5	
12/20/2010	39	ND<50	ND<50	96	2100	0.28	ND<0.20	ND<50	ND<50	260	ND<10	8.4	
U-11													
6/11/2009	--	--	--	--	--	--	--	--	--	--	--	--	
12/9/2009	22	ND<50	ND<50	110	2500	ND<0.20	ND<0.20	ND<50	ND<50	83	ND<10	4.3	
6/15/2010	33	ND<50	ND<50	1800	20000	ND<0.20	ND<0.20	ND<50	ND<50	230	93	4.1	
12/20/2010	27	ND<50	ND<50	450	7000	ND<0.20	ND<0.20	ND<50	ND<50	180	43	3.8	
U-12													
12/3/2008	12	ND<50	ND<50	73	ND<10	ND<0.20	ND<0.20	ND<50	ND<50	24	ND<10	2.6	
2/18/2009	ND<10	ND<50	ND<50	71	ND<10	ND<0.20	ND<0.20	ND<50	ND<50	12	ND<10	2.3	

**Table 2c
ADDITIONAL HISTORIC ANALYTICAL RESULTS**

76 Station 4186

Date Sampled	Copper (total) (µg/l)	Lead (dissolved) ()	Lead (total) (µg/l)	Magnesium (dissolved) (mg/l)	Manganese (dissolved) (µg/l)	Mercury (total) (µg/l)	Mercury (dissolved) (µg/l)	Molybdenum (total) (µg/l)	Molybdenum (dissolved) (µg/l)	Nickel (total) (µg/l)	Nickel (dissolved) (µg/l)	Potassium ()	Comments
6/11/2009	ND<10	ND<0.05	ND<50	70	ND<10	ND<0.20	ND<0.20	ND<50	ND<50	62	ND<10	2.2	
12/9/2009	ND<10	ND<50	ND<50	70	26	ND<0.20	ND<0.20	ND<50	ND<50	10	ND<10	2.7	
6/15/2010	ND<10	ND<50	ND<50	69	ND<10	ND<0.20	ND<0.20	ND<50	ND<50	10	ND<10	2.4	
12/20/2010	43	ND<50	ND<50	71	ND<10	ND<0.20	ND<0.20	ND<50	ND<50	12	ND<10	2.8	
U-13													
12/3/2008	21	ND<50	ND<50	53	ND<10	ND<0.20	ND<0.20	ND<50	ND<50	ND<10	ND<10	8.3	
2/18/2009	ND<10	ND<50	ND<50	52	ND<10	ND<0.20	ND<0.20	ND<50	ND<50	ND<10	ND<10	14	
6/11/2009	ND<10	ND<0.05	ND<50	53	12	ND<0.20	ND<0.20	ND<50	ND<50	ND<10	ND<10	13	
12/9/2009	ND<10	ND<50	ND<50	45	ND<10	ND<0.20	ND<0.20	ND<50	ND<50	ND<10	ND<10	88	
6/15/2010	ND<10	ND<50	ND<50	47	ND<10	ND<0.20	ND<0.20	ND<50	ND<50	ND<10	ND<10	71	
12/20/2010	13	ND<50	ND<50	64	ND<10	ND<0.20	ND<0.20	ND<50	ND<50	ND<10	ND<10	63	
U-14													
12/3/2008	26	ND<50	ND<50	67	ND<10	ND<0.20	ND<0.20	ND<50	ND<50	15	ND<10	2.6	
2/18/2009	ND<10	ND<50	ND<50	66	ND<10	ND<0.20	ND<0.20	ND<50	ND<50	ND<10	ND<10	2.5	
6/11/2009	ND<10	ND<0.05	ND<50	64	17	ND<0.20	ND<0.20	ND<50	ND<50	40	ND<10	2.5	
12/9/2009	ND<10	ND<50	ND<50	53	27	ND<0.20	ND<0.20	ND<50	ND<50	10	ND<10	3.1	
6/15/2010	ND<10	ND<50	ND<50	44	21	ND<0.20	ND<0.20	ND<50	ND<50	13	ND<10	3.9	
12/20/2010	31	ND<50	ND<50	47	ND<10	ND<0.20	ND<0.20	ND<50	ND<50	ND<10	ND<10	4.8	
U-15													
12/3/2008	12	ND<50	ND<50	69	ND<10	ND<0.20	ND<0.20	ND<50	ND<50	ND<10	ND<10	3.7	
2/18/2009	ND<10	ND<50	ND<50	62	ND<10	ND<0.20	ND<0.20	ND<50	ND<50	ND<10	ND<10	39	
6/11/2009	ND<10	ND<0.05	ND<50	62	ND<10	ND<0.20	ND<0.20	ND<50	ND<50	ND<10	ND<10	36	
12/9/2009	ND<10	ND<50	ND<50	70	ND<10	ND<0.20	ND<0.20	ND<50	ND<50	11	ND<10	41	
6/15/2010	ND<10	ND<50	ND<50	65	ND<10	ND<0.20	ND<0.20	ND<50	ND<50	17	10	52	
12/20/2010	ND<10	ND<50	ND<50	67	ND<10	ND<0.20	ND<0.20	ND<50	ND<50	15	12	72	

**Table 2d
ADDITIONAL HISTORIC ANALYTICAL RESULTS**

76 Station 4186

Date Sampled	Selenium (total) (µg/l)	Selenium (dissolved) (µg/l)	Silver (total) (µg/l)	Silver (dissolved) (µg/l)	Sodium ()	Thallium (total) (µg/l)	Thallium (dissolved) (µg/l)	Vanadium (total) (µg/l)	Vanadium (dissolved) (µg/l)	Zinc (dissolved) (µg/l)	Zinc (total) (µg/l)	Chloride (mg/l)	Comments
U-1													
10/2/2000	--	--	--	--	--	--	--	--	--	--	--	--	--
12/30/2002	--	--	--	--	--	--	--	--	--	--	--	--	--
5/2/2003	--	--	--	--	--	--	--	--	--	--	--	--	--
7/1/2003	--	--	--	--	--	--	--	--	--	--	--	--	--
10/3/2003	--	--	--	--	--	--	--	--	--	--	--	--	--
1/8/2004	--	--	--	--	--	--	--	--	--	--	--	--	--
4/15/2004	--	--	--	--	--	--	--	--	--	--	--	--	--
7/15/2004	--	--	--	--	--	--	--	--	--	--	--	--	--
12/8/2004	--	--	--	--	--	--	--	--	--	--	--	--	--
3/23/2005	--	--	--	--	--	--	--	--	--	--	--	--	--
6/28/2005	--	--	--	--	--	--	--	--	--	--	--	--	--
9/23/2005	--	--	--	--	--	--	--	--	--	--	--	--	--
12/30/2005	--	--	--	--	--	--	--	--	--	--	--	--	--
3/24/2006	--	--	--	--	--	--	--	--	--	--	--	--	--
6/26/2006	--	--	--	--	--	--	--	--	--	--	--	--	--
9/26/2006	--	--	--	--	--	--	--	--	--	--	--	--	--
11/21/2006	--	--	--	--	--	--	--	--	--	--	--	--	--
3/26/2007	--	--	--	--	--	--	--	--	--	--	--	--	--
6/27/2007	--	--	--	--	--	--	--	--	--	--	--	--	--
3/17/2008	--	--	--	--	--	--	--	--	--	--	--	--	--
6/15/2010	--	ND<100	--	ND<10	61	--	ND<100	--	ND<10	ND<10	--	58	
12/20/2010	ND<100	ND<100	ND<10	ND<10	55	ND<100	ND<100	570	ND<10	ND<10	1300	42	
U-2													
10/2/2000	--	--	--	--	--	--	--	--	--	--	--	--	--
10/1/2002	--	--	--	--	--	--	--	--	--	--	--	--	--
12/30/2002	--	--	--	--	--	--	--	--	--	--	--	--	--
5/2/2003	--	--	--	--	--	--	--	--	--	--	--	--	--
7/1/2003	--	--	--	--	--	--	--	--	--	--	--	--	--
10/3/2003	--	--	--	--	--	--	--	--	--	--	--	--	--
1/8/2004	--	--	--	--	--	--	--	--	--	--	--	--	--
4/15/2004	--	--	--	--	--	--	--	--	--	--	--	--	--
7/15/2004	--	--	--	--	--	--	--	--	--	--	--	--	--
12/8/2004	--	--	--	--	--	--	--	--	--	--	--	--	--
3/23/2005	--	--	--	--	--	--	--	--	--	--	--	--	--

**Table 2d
ADDITIONAL HISTORIC ANALYTICAL RESULTS**

76 Station 4186

Date Sampled	Selenium (total) (µg/l)	Selenium (dissolved) (µg/l)	Silver (total) (µg/l)	Silver (dissolved) (µg/l)	Sodium ()	Thallium (total) (µg/l)	Thallium (dissolved) (µg/l)	Vanadium (total) (µg/l)	Vanadium (dissolved) (µg/l)	Zinc (dissolved) (µg/l)	Zinc (total) (µg/l)	Chloride (mg/l)	Comments
6/28/2005	--	--	--	--	--	--	--	--	--	--	--	--	--
9/23/2005	--	--	--	--	--	--	--	--	--	--	--	--	--
12/30/2005	--	--	--	--	--	--	--	--	--	--	--	--	--
3/24/2006	--	--	--	--	--	--	--	--	--	--	--	--	--
6/26/2006	--	--	--	--	--	--	--	--	--	--	--	--	--
9/26/2006	--	--	--	--	--	--	--	--	--	--	--	--	--
11/21/2006	--	--	--	--	--	--	--	--	--	--	--	--	--
3/26/2007	--	--	--	--	--	--	--	--	--	--	--	--	--
6/27/2007	--	--	--	--	--	--	--	--	--	--	--	--	--
9/23/2007	--	--	--	--	--	--	--	--	--	--	--	--	--
3/17/2008	ND<100	--	ND<10	--	--	ND<100	--	240	--	--	590	--	--
6/12/2008	--	--	--	--	--	--	--	--	--	--	--	--	--
6/15/2010	--	ND<100	--	ND<10	66	--	ND<100	--	ND<10	ND<10	--	28	--
12/20/2010	ND<100	ND<100	ND<10	ND<10	56	ND<100	ND<100	110	ND<10	ND<10	260	17	--
U-3													
10/2/2000	--	--	--	--	--	--	--	--	--	--	--	--	--
1/8/2001	--	--	--	--	--	--	--	--	--	--	--	--	--
4/3/2001	--	--	--	--	--	--	--	--	--	--	--	--	--
7/2/2001	--	--	--	--	--	--	--	--	--	--	--	--	--
10/8/2001	--	--	--	--	--	--	--	--	--	--	--	--	--
1/3/2002	--	--	--	--	--	--	--	--	--	--	--	--	--
4/5/2002	--	--	--	--	--	--	--	--	--	--	--	--	--
7/2/2002	--	--	--	--	--	--	--	--	--	--	--	--	--
10/1/2002	--	--	--	--	--	--	--	--	--	--	--	--	--
12/30/2002	--	--	--	--	--	--	--	--	--	--	--	--	--
5/2/2003	--	--	--	--	--	--	--	--	--	--	--	--	--
7/1/2003	--	--	--	--	--	--	--	--	--	--	--	--	--
10/3/2003	--	--	--	--	--	--	--	--	--	--	--	--	--
1/8/2004	--	--	--	--	--	--	--	--	--	--	--	--	--
4/15/2004	--	--	--	--	--	--	--	--	--	--	--	--	--
7/15/2004	--	--	--	--	--	--	--	--	--	--	--	--	--
12/8/2004	--	--	--	--	--	--	--	--	--	--	--	--	--
3/23/2005	--	--	--	--	--	--	--	--	--	--	--	--	--
6/28/2005	--	--	--	--	--	--	--	--	--	--	--	--	--
9/23/2005	--	--	--	--	--	--	--	--	--	--	--	--	--

**Table 2d
ADDITIONAL HISTORIC ANALYTICAL RESULTS**

76 Station 4186

Date Sampled	Selenium (total) (µg/l)	Selenium (dissolved) (µg/l)	Silver (total) (µg/l)	Silver (dissolved) (µg/l)	Sodium ()	Thallium (total) (µg/l)	Thallium (dissolved) (µg/l)	Vanadium (total) (µg/l)	Vanadium (dissolved) (µg/l)	Zinc (dissolved) (µg/l)	Zinc (total) (µg/l)	Chloride (mg/l)	Comments
12/30/2005	--	--	--	--	--	--	--	--	--	--	--	--	--
3/24/2006	--	--	--	--	--	--	--	--	--	--	--	--	--
6/26/2006	--	--	--	--	--	--	--	--	--	--	--	--	--
9/26/2006	--	--	--	--	--	--	--	--	--	--	--	--	--
11/21/2006	--	--	--	--	--	--	--	--	--	--	--	--	--
3/26/2007	--	--	--	--	--	--	--	--	--	--	--	--	--
6/27/2007	--	--	--	--	--	--	--	--	--	--	--	--	--
9/23/2007	--	--	--	--	--	--	--	--	--	--	--	--	--
3/17/2008	ND<100	ND<100	ND<10	ND<10	41	ND<100	ND<100	190	ND<10	ND<10	360	14	
6/12/2008	ND<100	--	ND<10	--	--	ND<100	--	410	--	--	970	--	
12/9/2009	--	--	--	--	--	--	--	--	--	--	--	--	--
6/15/2010	ND<100	ND<100	ND<10	ND<10	36	ND<100	ND<100	170	ND<10	ND<10	360	9.9	
12/20/2010	ND<100	ND<100	ND<10	ND<10	32	ND<100	ND<100	230	ND<10	ND<10	470	6.9	
U-4													
4/3/2001	--	--	--	--	--	--	--	--	--	--	--	--	--
7/2/2001	--	--	--	--	--	--	--	--	--	--	--	--	--
1/3/2002	--	--	--	--	--	--	--	--	--	--	--	--	--
10/1/2002	--	--	--	--	--	--	--	--	--	--	--	--	--
12/30/2002	--	--	--	--	--	--	--	--	--	--	--	--	--
5/2/2003	--	--	--	--	--	--	--	--	--	--	--	--	--
7/1/2003	--	--	--	--	--	--	--	--	--	--	--	--	--
10/3/2003	--	--	--	--	--	--	--	--	--	--	--	--	--
1/8/2004	--	--	--	--	--	--	--	--	--	--	--	--	--
4/15/2004	--	--	--	--	--	--	--	--	--	--	--	--	--
7/15/2004	--	--	--	--	--	--	--	--	--	--	--	--	--
12/8/2004	--	--	--	--	--	--	--	--	--	--	--	--	--
3/23/2005	--	--	--	--	--	--	--	--	--	--	--	--	--
6/28/2005	--	--	--	--	--	--	--	--	--	--	--	--	--
9/23/2005	--	--	--	--	--	--	--	--	--	--	--	--	--
12/30/2005	--	--	--	--	--	--	--	--	--	--	--	--	--
3/24/2006	--	--	--	--	--	--	--	--	--	--	--	--	--
6/26/2006	--	--	--	--	--	--	--	--	--	--	--	--	--
9/26/2006	--	--	--	--	--	--	--	--	--	--	--	--	--
11/21/2006	--	--	--	--	--	--	--	--	--	--	--	--	--
3/26/2007	--	--	--	--	--	--	--	--	--	--	--	--	--

Table 2d
ADDITIONAL HISTORIC ANALYTICAL RESULTS

76 Station 4186

Date Sampled	Selenium (total) (µg/l)	Selenium (dissolved) (µg/l)	Silver (total) (µg/l)	Silver (dissolved) (µg/l)	Sodium ()	Thallium (total) (µg/l)	Thallium (dissolved) (µg/l)	Vanadium (total) (µg/l)	Vanadium (dissolved) (µg/l)	Zinc (dissolved) (µg/l)	Zinc (total) (µg/l)	Chloride (mg/l)	Comments
6/27/2007	--	--	--	--	--	--	--	--	--	--	--	--	--
3/17/2008	ND<100	ND<100	ND<10	ND<10	35	ND<100	ND<100	190	ND<10	ND<10	340	37	
6/12/2008	ND<100	ND<100	ND<10	ND<10	9.0	ND<100	ND<100	260	ND<10	ND<10	420	38	
12/9/2009	ND<100	ND<100	ND<10	ND<10	35	ND<100	ND<100	230	ND<10	ND<10	400	35	
6/15/2010	ND<100	ND<100	ND<10	ND<10	65	ND<100	ND<100	96	ND<10	ND<10	190	44	
12/20/2010	ND<100	ND<100	ND<10	ND<10	33	ND<100	ND<100	94	ND<10	ND<10	190	31	
U-5													
4/3/2001	--	--	--	--	--	--	--	--	--	--	--	--	--
7/2/2001	--	--	--	--	--	--	--	--	--	--	--	--	--
10/8/2001	--	--	--	--	--	--	--	--	--	--	--	--	--
1/3/2002	--	--	--	--	--	--	--	--	--	--	--	--	--
5/2/2003	--	--	--	--	--	--	--	--	--	--	--	--	--
7/1/2003	--	--	--	--	--	--	--	--	--	--	--	--	--
10/3/2003	--	--	--	--	--	--	--	--	--	--	--	--	--
1/8/2004	--	--	--	--	--	--	--	--	--	--	--	--	--
4/15/2004	--	--	--	--	--	--	--	--	--	--	--	--	--
7/15/2004	--	--	--	--	--	--	--	--	--	--	--	--	--
12/8/2004	--	--	--	--	--	--	--	--	--	--	--	--	--
3/23/2005	--	--	--	--	--	--	--	--	--	--	--	--	--
6/28/2005	--	--	--	--	--	--	--	--	--	--	--	--	--
9/23/2005	--	--	--	--	--	--	--	--	--	--	--	--	--
12/30/2005	--	--	--	--	--	--	--	--	--	--	--	--	--
3/24/2006	--	--	--	--	--	--	--	--	--	--	--	--	--
6/26/2006	--	--	--	--	--	--	--	--	--	--	--	--	--
9/26/2006	--	--	--	--	--	--	--	--	--	--	--	--	--
11/21/2006	--	--	--	--	--	--	--	--	--	--	--	--	--
3/26/2007	--	--	--	--	--	--	--	--	--	--	--	--	--
6/27/2007	--	--	--	--	--	--	--	--	--	--	--	--	--
3/17/2008	ND<100	ND<100	ND<10	ND<10	49	ND<100	ND<100	60	ND<100	ND<10	120	32	
6/12/2008	ND<100	ND<100	ND<10	ND<10	26	ND<100	ND<100	44	ND<10	ND<10	87	31	
12/9/2009	ND<100	ND<100	ND<10	ND<10	32	ND<100	ND<100	93	ND<10	ND<10	180	43	
6/15/2010	ND<100	ND<100	ND<10	ND<10	42	ND<100	ND<100	ND<10	ND<10	ND<10	ND<50	61	
12/20/2010	ND<100	ND<100	ND<10	ND<10	38	ND<100	ND<100	ND<10	ND<10	ND<10	ND<50	67	
U-6													
1/3/2002	--	--	--	--	--	--	--	--	--	--	--	--	--

**Table 2d
ADDITIONAL HISTORIC ANALYTICAL RESULTS**

76 Station 4186

Date Sampled	Selenium (total) (µg/l)	Selenium (dissolved) (µg/l)	Silver (total) (µg/l)	Silver (dissolved) (µg/l)	Sodium ()	Thallium (total) (µg/l)	Thallium (dissolved) (µg/l)	Vanadium (total) (µg/l)	Vanadium (dissolved) (µg/l)	Zinc (dissolved) (µg/l)	Zinc (total) (µg/l)	Chloride (mg/l)	Comments
10/1/2002	--	--	--	--	--	--	--	--	--	--	--	--	
12/30/2002	--	--	--	--	--	--	--	--	--	--	--	--	
5/2/2003	--	--	--	--	--	--	--	--	--	--	--	--	
7/1/2003	--	--	--	--	--	--	--	--	--	--	--	--	
10/3/2003	--	--	--	--	--	--	--	--	--	--	--	--	
1/8/2004	--	--	--	--	--	--	--	--	--	--	--	--	
4/15/2004	--	--	--	--	--	--	--	--	--	--	--	--	
7/15/2004	--	--	--	--	--	--	--	--	--	--	--	--	
12/8/2004	--	--	--	--	--	--	--	--	--	--	--	--	
3/23/2005	--	--	--	--	--	--	--	--	--	--	--	--	
6/28/2005	--	--	--	--	--	--	--	--	--	--	--	--	
9/23/2005	--	--	--	--	--	--	--	--	--	--	--	--	
12/30/2005	--	--	--	--	--	--	--	--	--	--	--	--	
3/24/2006	--	--	--	--	--	--	--	--	--	--	--	--	
6/26/2006	--	--	--	--	--	--	--	--	--	--	--	--	
9/26/2006	--	--	--	--	--	--	--	--	--	--	--	--	
11/21/2006	--	--	--	--	--	--	--	--	--	--	--	--	
3/26/2007	--	--	--	--	--	--	--	--	--	--	--	--	
6/27/2007	--	--	--	--	--	--	--	--	--	--	--	--	
3/17/2008	ND<100	ND<100	ND<10	ND<10	90	ND<100	ND<100	15	ND<10	ND<10	79	160	
6/12/2008	ND<100	ND<100	ND<10	ND<10	76	ND<100	ND<100	ND<10	ND<10	11	ND<50	190	
6/15/2010	ND<100	ND<100	ND<10	ND<10	96	ND<100	ND<100	14	ND<10	ND<10	72	170	
12/20/2010	ND<100	ND<100	ND<10	ND<10	93	ND<100	ND<100	22	ND<10	ND<10	57	190	
U-7													
1/3/2002	--	--	--	--	--	--	--	--	--	--	--	--	
10/1/2002	--	--	--	--	--	--	--	--	--	--	--	--	
12/30/2002	--	--	--	--	--	--	--	--	--	--	--	--	
5/2/2003	--	--	--	--	--	--	--	--	--	--	--	--	
7/1/2003	--	--	--	--	--	--	--	--	--	--	--	--	
10/3/2003	--	--	--	--	--	--	--	--	--	--	--	--	
1/8/2004	--	--	--	--	--	--	--	--	--	--	--	--	
4/15/2004	--	--	--	--	--	--	--	--	--	--	--	--	
7/15/2004	--	--	--	--	--	--	--	--	--	--	--	--	
12/8/2004	--	--	--	--	--	--	--	--	--	--	--	--	
3/23/2005	--	--	--	--	--	--	--	--	--	--	--	--	

Table 2d
ADDITIONAL HISTORIC ANALYTICAL RESULTS

76 Station 4186

Date Sampled	Selenium (total) (µg/l)	Selenium (dissolved) (µg/l)	Silver (total) (µg/l)	Silver (dissolved) (µg/l)	Sodium ()	Thallium (total) (µg/l)	Thallium (dissolved) (µg/l)	Vanadium (total) (µg/l)	Vanadium (dissolved) (µg/l)	Zinc (dissolved) (µg/l)	Zinc (total) (µg/l)	Chloride (mg/l)	Comments
6/28/2005	--	--	--	--	--	--	--	--	--	--	--	--	--
9/23/2005	--	--	--	--	--	--	--	--	--	--	--	--	--
12/30/2005	--	--	--	--	--	--	--	--	--	--	--	--	--
3/24/2006	--	--	--	--	--	--	--	--	--	--	--	--	--
6/26/2006	--	--	--	--	--	--	--	--	--	--	--	--	--
9/26/2006	--	--	--	--	--	--	--	--	--	--	--	--	--
11/21/2006	--	--	--	--	--	--	--	--	--	--	--	--	--
3/26/2007	--	--	--	--	--	--	--	--	--	--	--	--	--
6/27/2007	--	--	--	--	--	--	--	--	--	--	--	--	--
3/17/2008	ND<100	ND<100	ND<10	ND<10	68	ND<100	ND<100	12	ND<10	ND<10	51	91	
6/12/2008	ND<100	ND<100	ND<10	ND<10	59	ND<100	ND<100	ND<10	ND<10	11	ND<50	120	
6/11/2009	ND<100	ND<100	ND<10	ND<10	62	ND<100	ND<100	ND<10	ND<10	26	ND<50	110	
12/9/2009	ND<100	ND<100	ND<10	ND<10	64	ND<100	ND<100	13	ND<10	ND<10	ND<50	110	
6/15/2010	ND<100	ND<100	ND<10	ND<10	66	ND<100	ND<100	ND<10	ND<10	ND<10	ND<50	110	
12/20/2010	ND<100	ND<100	ND<10	ND<10	64	ND<100	ND<100	ND<10	ND<10	ND<10	ND<50	87	
U-8													
12/9/2009	ND<100	ND<100	ND<10	ND<10	58	ND<100	ND<100	96	ND<10	ND<10	180	59	
6/15/2010	ND<100	ND<100	ND<10	ND<10	50	ND<100	ND<100	10	ND<10	ND<10	ND<50	59	
12/20/2010	ND<100	ND<100	ND<10	ND<10	47	ND<100	ND<100	ND<10	ND<10	ND<10	ND<50	50	
U-9													
12/9/2009	ND<100	ND<100	ND<10	ND<10	84	ND<100	ND<100	ND<10	ND<10	ND<10	55	100	
6/15/2010	ND<100	ND<100	ND<10	ND<10	61	ND<100	ND<100	31	ND<10	ND<10	94	70	
12/20/2010	ND<100	ND<100	ND<10	ND<10	54	ND<100	ND<100	22	ND<10	ND<10	55	64	
U-10													
6/11/2009	--	ND<100	--	ND<10	170	--	ND<100	--	ND<10	24	--	110	
12/9/2009	ND<100	ND<100	ND<10	ND<10	130	ND<100	ND<100	16	ND<10	ND<10	ND<50	47	
6/15/2010	ND<100	ND<100	ND<10	ND<10	67	ND<100	ND<100	ND<10	ND<10	30	ND<50	46	
12/20/2010	ND<100	ND<100	ND<10	ND<10	55	ND<100	ND<100	31	ND<10	ND<10	85	34	
U-11													
6/11/2009	--	--	--	--	--	--	--	--	--	--	--	--	--
12/9/2009	ND<100	ND<100	ND<10	ND<10	67	ND<100	ND<100	19	ND<10	ND<10	ND<50	70	
6/15/2010	ND<100	ND<100	ND<10	ND<10	120	ND<100	ND<100	29	ND<10	10	62	60	
12/20/2010	ND<100	ND<100	ND<10	ND<10	59	ND<100	ND<100	27	ND<10	ND<10	64	55	
U-12													
12/3/2008	ND<100	ND<100	ND<10	ND<10	49	ND<100	ND<100	ND<10	ND<10	26	ND<50	85	
2/18/2009	ND<100	ND<100	ND<10	ND<10	48	ND<100	ND<100	ND<10	ND<10	13	ND<50	86	

Table 2d
ADDITIONAL HISTORIC ANALYTICAL RESULTS

76 Station 4186

Date Sampled	Selenium (total) (µg/l)	Selenium (dissolved) (µg/l)	Silver (total) (µg/l)	Silver (dissolved) (µg/l)	Sodium ()	Thallium (total) (µg/l)	Thallium (dissolved) (µg/l)	Vanadium (total) (µg/l)	Vanadium (dissolved) (µg/l)	Zinc (dissolved) (µg/l)	Zinc (total) (µg/l)	Chloride (mg/l)	Comments
6/11/2009	ND<100	ND<100	ND<10	ND<10	50	ND<100	ND<100	ND<10	ND<10	30	ND<50	91	
12/9/2009	ND<100	ND<100	ND<10	ND<10	51	ND<100	ND<100	ND<10	ND<10	ND<10	ND<50	83	
6/15/2010	ND<100	ND<100	ND<10	ND<10	50	ND<100	ND<100	ND<10	ND<10	18	ND<50	85	
12/20/2010	ND<100	ND<100	ND<10	ND<10	51	ND<100	ND<100	ND<10	ND<10	160	170	87	
U-13													
12/3/2008	ND<100	ND<100	ND<10	ND<10	59	ND<100	ND<100	ND<10	ND<10	ND<10	ND<50	95	
2/18/2009	ND<100	ND<100	ND<10	ND<10	65	ND<100	ND<100	ND<10	ND<10	ND<10	ND<50	96	
6/11/2009	ND<100	ND<100	ND<10	ND<10	66	ND<100	ND<100	ND<10	ND<10	29	ND<50	100	
12/9/2009	ND<100	ND<100	ND<10	ND<10	110	ND<100	ND<10	ND<10	ND<10	ND<10	ND<50	82	
6/15/2010	ND<100	ND<100	ND<10	ND<10	110	ND<100	ND<100	ND<10	ND<10	ND<10	ND<50	80	
12/20/2010	ND<100	ND<100	ND<10	ND<10	100	ND<100	ND<100	ND<10	ND<10	14	ND<50	81	
U-14													
12/3/2008	ND<100	ND<100	ND<10	ND<10	48	ND<100	ND<100	ND<10	ND<10	43	69	85	
2/18/2009	ND<100	ND<100	ND<10	ND<10	47	ND<100	ND<100	ND<10	ND<10	24	53	84	
6/11/2009	ND<100	ND<100	ND<10	ND<10	47	ND<100	ND<100	ND<10	ND<10	34	ND<50	86	
12/9/2009	ND<100	ND<100	ND<10	ND<10	41	ND<100	ND<100	ND<10	ND<10	21	64	66	
6/15/2010	ND<100	ND<100	ND<10	ND<10	35	ND<100	ND<100	ND<10	ND<10	19	57	55	
12/20/2010	ND<100	ND<100	ND<10	ND<10	36	ND<100	ND<100	ND<10	ND<10	59	84	56	
U-15													
12/3/2008	ND<100	ND<100	ND<10	ND<10	48	ND<100	ND<100	ND<10	ND<10	36	54	87	
2/18/2009	ND<100	ND<100	ND<10	ND<10	78	ND<100	ND<100	ND<10	ND<10	ND<10	ND<50	86	
6/11/2009	ND<100	ND<100	ND<10	ND<10	76	ND<100	ND<100	ND<10	ND<10	24	ND<50	92	
12/9/2009	ND<100	ND<100	ND<10	ND<10	80	ND<100	ND<100	ND<10	ND<10	ND<10	52	85	
6/15/2010	ND<100	ND<100	ND<10	ND<10	95	ND<100	ND<100	ND<10	ND<10	ND<10	ND<50	84	
12/20/2010	ND<100	ND<100	ND<10	ND<10	100	ND<100	ND<100	ND<10	ND<10	ND<10	ND<50	82	

**Table 2e
ADDITIONAL HISTORIC ANALYTICAL RESULTS**

76 Station 4186

Date Sampled	Fluoride (mg/l)	Nitrogen as Nitrate (mg/l)	Sulfate (mg/l)	TDS (mg/l)	Field Con- ductivity (μ)	Field pH (μ)	Field Temp. ($^{\circ}$)	Post-purge Dissolved Oxygen (μ)	Pre-purge Dissolved Oxygen (μ)	Pre-purge ORP (μ)	Post-purge ORP (μ)	Comments
U-1												
10/2/2000	--	--	--	--	--	--	--	--	--	--	--	--
12/30/2002	--	--	--	--	--	--	--	0.60	--	--	91	
5/2/2003	--	--	--	--	--	--	--	0.50	--	--	90	
7/1/2003	--	--	--	--	--	--	--	0.60	--	--	110	
10/3/2003	--	--	--	--	--	--	--	3.79	--	--	329	
1/8/2004	--	--	--	--	--	--	--	12.36	--	--	184	
4/15/2004	--	--	--	--	--	--	--	10.56	--	--	213	
7/15/2004	--	--	--	--	--	--	--	6.62	--	--	251	
12/8/2004	--	--	--	--	--	--	--	2.66	--	--	68	
3/23/2005	--	--	--	--	--	--	--	3.12	--	--	091	
6/28/2005	--	--	--	--	--	--	--	8.84	--	--	153	
9/23/2005	--	--	--	--	--	--	--	2.26	--	--	187	
12/30/2005	--	--	--	--	--	--	--	7.74	--	--	159	
3/24/2006	--	--	--	--	--	--	--	4.02	3.88	036	016	
6/26/2006	--	--	--	--	--	--	--	7.05	5.50	008	007	
9/26/2006	--	--	--	--	--	--	--	4.24	4.66	203	200	
11/21/2006	--	--	--	--	--	--	--	4.24	4.56	1.97	2.00	
3/26/2007	--	--	--	--	--	--	--	6.58	6.98	107	102	
6/27/2007	--	--	--	--	--	--	--	4.98	4.85	20	34	
3/17/2008	--	--	--	--	--	--	--	3.12	2.43	151	153	
6/15/2010	0.15	17	40	740	1295	6.62	19.5	1.36	--	--	221	
12/20/2010	0.098	19	37	610	937.4	6.93	20.3	1.18	--	--	227	
U-2												
10/2/2000	--	--	--	--	--	--	--	--	--	--	--	--
10/1/2002	--	--	--	--	--	--	--	1.40	--	--	--	--
12/30/2002	--	--	--	--	--	--	--	2.80	--	--	120	
5/2/2003	--	--	--	--	--	--	--	150.00	--	--	120	
7/1/2003	--	--	--	--	--	--	--	1.20	--	--	110	
10/3/2003	--	--	--	--	--	--	--	5.61	--	--	321	
1/8/2004	--	--	--	--	--	--	--	12.11	--	--	- 6	
4/15/2004	--	--	--	--	--	--	--	11.39	--	--	259	
7/15/2004	--	--	--	--	--	--	--	7.46	--	--	238	
12/8/2004	--	--	--	--	--	--	--	3.57	--	--	132	
3/23/2005	--	--	--	--	--	--	--	4.57	--	--	024	

**Table 2e
ADDITIONAL HISTORIC ANALYTICAL RESULTS**

76 Station 4186

Date Sampled	Fluoride (mg/l)	Nitrogen as Nitrate (mg/l)	Sulfate (mg/l)	TDS (mg/l)	Field Con- ductivity (Ω)	Field pH (Ω)	Field Temp. (Ω)	Post-purge Dissolved Oxygen (Ω)	Pre-purge Dissolved Oxygen (Ω)	Pre-purge ORP (Ω)	Post-purge ORP (Ω)	Comments
6/28/2005	--	--	--	--	--	--	--	8.08	--	--	230	
9/23/2005	--	--	--	--	--	--	--	5.47	--	--	188	
12/30/2005	--	--	--	--	--	--	--	8.33	--	--	177	
3/24/2006	--	--	--	--	--	--	--	4.80	6.20	-004	002	
6/26/2006	--	--	--	--	--	--	--	6.20	4.51	040	046	
9/26/2006	--	--	--	--	--	--	--	3.70	3.49	-31	-17	
11/21/2006	--	--	--	--	--	--	--	3.70	3.45	-29	-20	
3/26/2007	--	--	--	--	--	--	--	10.05	10.31	90	95	
6/27/2007	--	--	--	--	--	--	--	3.87	4.21	-63	-41	
9/23/2007	--	--	--	--	--	--	--	--	--	-133	-48	
3/17/2008	--	--	--	600	--	--	--	3.31	3.13	154	153	
6/12/2008	--	--	--	--	--	--	--	--	8.32	177	--	
6/15/2010	0.16	16	74	680	1108	6.54	19.5	3.00	--	--	202	
12/20/2010	0.099	16	47	500	878.7	6.89	18.9	4.44	--	--	246	
U-3												
10/2/2000	--	--	--	--	--	--	--	--	--	--	--	
1/8/2001	--	--	--	--	--	--	--	--	--	--	--	
4/3/2001	--	--	--	--	--	--	--	--	--	--	--	
7/2/2001	--	--	--	--	--	--	--	--	--	--	--	
10/8/2001	--	--	--	--	--	--	--	--	--	--	--	
1/3/2002	--	--	--	--	--	--	--	--	--	--	--	
4/5/2002	--	--	--	--	--	--	--	--	--	--	--	
7/2/2002	--	--	--	--	--	--	--	--	--	--	--	
10/1/2002	--	--	--	--	--	--	--	0.50	--	--	- 47	
12/30/2002	--	--	--	--	--	--	--	0.20	--	--	106	
5/2/2003	--	--	--	--	--	--	--	0.50	--	--	85	
7/1/2003	--	--	--	--	--	--	--	0.50	--	--	90	
10/3/2003	--	--	--	--	--	--	--	3.80	--	--	- 27	
1/8/2004	--	--	--	--	--	--	--	12.82	--	--	133	
4/15/2004	--	--	--	--	--	--	--	3.11	--	--	24	
7/15/2004	--	--	--	--	--	--	--	1.90	--	--	53	
12/8/2004	--	--	--	--	--	--	--	1.30	--	--	-81	
3/23/2005	--	--	--	--	--	--	--	0.52	--	--	-087	
6/28/2005	--	--	--	--	--	--	--	1.47	--	--	-151	
9/23/2005	--	--	--	--	--	--	--	1.40	--	--	-80	

**Table 2e
ADDITIONAL HISTORIC ANALYTICAL RESULTS**

76 Station 4186

Date Sampled	Fluoride (mg/l)	Nitrogen as Nitrate (mg/l)	Sulfate (mg/l)	TDS (mg/l)	Field Conductivity ()	Field pH ()	Field Temp. ()	Post-purge Dissolved Oxygen ()	Pre-purge Dissolved Oxygen ()	Pre-purge ORP ()	Post-purge ORP ()	Comments
12/30/2005	--	--	--	--	--	--	--	1.45	--	--	-068	
3/24/2006	--	--	--	--	--	--	--	1.53	0.79	003	009	
6/26/2006	--	--	--	--	--	--	--	2.19	3.56	015	017	
9/26/2006	--	--	--	--	--	--	--	1.06	1.10	-72	-95	
11/21/2006	--	--	--	--	--	--	--	1.04	1.10	-83	-96	
3/26/2007	--	--	--	--	--	--	--	7.08	6.99	78	68	
6/27/2007	--	--	--	--	--	--	--	4.89	4.79	-79	-82	
9/23/2007	--	--	--	--	--	--	--	--	--	-114	-88	
3/17/2008	0.073	ND<0.44	ND<1.0	530	--	--	--	2.88	1.96	-5	-33	
6/12/2008	--	--	--	--	--	--	--	0.11	1.30	-17	-40	
12/9/2009	--	--	--	--	781	6.95	16.7	--	--	--	--	
6/15/2010	0.15	ND<0.44	ND<1.0	630	1019	6.52	19.6	0.94	--	--	7	
12/20/2010	0.11	0.71	9.3	460	758.2	6.58	20.0	1.29	--	--	-63	
U-4												
4/3/2001	--	--	--	--	--	--	--	--	--	--	--	
7/2/2001	--	--	--	--	--	--	--	--	--	--	--	
1/3/2002	--	--	--	--	--	--	--	--	--	--	--	
10/1/2002	--	--	--	--	--	--	--	1.00	--	--	83	
12/30/2002	--	--	--	--	--	--	--	0.40	--	--	126	
5/2/2003	--	--	--	--	--	--	--	0.70	--	--	120	
7/1/2003	--	--	--	--	--	--	--	0.60	--	--	130	
10/3/2003	--	--	--	--	--	--	--	2.06	--	--	3.05	
1/8/2004	--	--	--	--	--	--	--	11.90	--	--	76	
4/15/2004	--	--	--	--	--	--	--	3.30	--	--	116	
7/15/2004	--	--	--	--	--	--	--	2.50	--	--	32	
12/8/2004	--	--	--	--	--	--	--	2.09	--	--	47	
3/23/2005	--	--	--	--	--	--	--	0.04	--	--	021	
6/28/2005	--	--	--	--	--	--	--	2.24	--	--	120	
9/23/2005	--	--	--	--	--	--	--	3.01	--	--	176	
12/30/2005	--	--	--	--	--	--	--	1.96	--	--	175	
3/24/2006	--	--	--	--	--	--	--	1.17	1.48	015	014	
6/26/2006	--	--	--	--	--	--	--	2.55	1.31	031	034	
9/26/2006	--	--	--	--	--	--	--	1.38	1.23	-54	-7	
11/21/2006	--	--	--	--	--	--	--	1.38	1.13	-60	-10	
3/26/2007	--	--	--	--	--	--	--	7.09	7.28	14	25	

**Table 2e
ADDITIONAL HISTORIC ANALYTICAL RESULTS**

76 Station 4186

Date Sampled	Fluoride (mg/l)	Nitrogen as Nitrate (mg/l)	Sulfate (mg/l)	TDS (mg/l)	Field Conductivity (µmhos/cm)	Field pH	Field Temp. (°C)	Post-purge Dissolved Oxygen (mg/l)	Pre-purge Dissolved Oxygen (mg/l)	Pre-purge ORP (mV)	Post-purge ORP (mV)	Comments
6/27/2007	--	--	--	--	--	--	--	2.82	2.62	82	73	
3/17/2008	0.12	0.61	29	540	--	--	--	2.47	2.71	153	150	
6/12/2008	0.14	ND<0.44	30	610	--	--	--	1.26	4.00	185	188	
12/9/2009	0.096	0.59	37	590	927	7.55	15.5	1.82	--	--	-84	
6/15/2010	0.18	24	37	630	1057	7.71	20.2	1.02	--	--	54	
12/20/2010	0.12	7.5	28	570	945.4	7.43	18.8	3.30	--	--	253	
U-5												
4/3/2001	--	--	--	--	--	--	--	--	--	--	--	
7/2/2001	--	--	--	--	--	--	--	--	--	--	--	
10/8/2001	--	--	--	--	--	--	--	--	--	--	--	
1/3/2002	--	--	--	--	--	--	--	--	--	--	--	
5/2/2003	--	--	--	--	--	--	--	0.60	--	--	120	
7/1/2003	--	--	--	--	--	--	--	0.90	--	--	145	
10/3/2003	--	--	--	--	--	--	--	2.21	--	--	3.13	
1/8/2004	--	--	--	--	--	--	--	11.27	--	--	104	
4/15/2004	--	--	--	--	--	--	--	3.35	--	--	65	
7/15/2004	--	--	--	--	--	--	--	2.87	--	--	66	
12/8/2004	--	--	--	--	--	--	--	1.67	--	--	102	
3/23/2005	--	--	--	--	--	--	--	0.75	--	--	131	
6/28/2005	--	--	--	--	--	--	--	2.29	--	--	103	
9/23/2005	--	--	--	--	--	--	--	2.05	--	--	172	
12/30/2005	--	--	--	--	--	--	--	1.39	--	--	171	
3/24/2006	--	--	--	--	--	--	--	0.97	0.97	011	013	
6/26/2006	--	--	--	--	--	--	--	7.18	7.23	091	084	
9/26/2006	--	--	--	--	--	--	--	1.19	0.80	44	44	
11/21/2006	--	--	--	--	--	--	--	1.12	0.79	41	47	
3/26/2007	--	--	--	--	--	--	--	3.20	3.60	31	52	
6/27/2007	--	--	--	--	--	--	--	2.01	1.67	66	58	
3/17/2008	0.086	3.8	31	530	--	--	--	2.91	1.98	151	156	
6/12/2008	0.070	1.8	26	550	--	--	--	1.89	1.22	172	171	
12/9/2009	0.17	ND<0.44	30	530	792	7.40	18.2	1.12	--	--	-101	
6/15/2010	0.13	3.3	36	550	1087	7.59	21.4	0.25	--	--	67	
12/20/2010	0.14	4.5	36	600	933.6	7.47	17.8	0.62	--	--	240	
U-6												
1/3/2002	--	--	--	--	--	--	--	--	--	--	--	

**Table 2e
ADDITIONAL HISTORIC ANALYTICAL RESULTS**

76 Station 4186

Date Sampled	Fluoride (mg/l)	Nitrogen as Nitrate (mg/l)	Sulfate (mg/l)	TDS (mg/l)	Field Con- ductivity (Ω)	Field pH (Ω)	Field Temp. (Ω)	Post-purge Dissolved Oxygen (Ω)	Pre-purge Dissolved Oxygen (Ω)	Pre-purge ORP (Ω)	Post-purge ORP (Ω)	Comments
10/1/2002	--	--	--	--	--	--	--	0.90	--	--	--	
12/30/2002	--	--	--	--	--	--	--	0.20	--	--	88	
5/2/2003	--	--	--	--	--	--	--	0.90	--	--	145	
7/1/2003	--	--	--	--	--	--	--	0.70	--	--	120	
10/3/2003	--	--	--	--	--	--	--	2.26	--	--	12	
1/8/2004	--	--	--	--	--	--	--	11.95	--	--	-37	
4/15/2004	--	--	--	--	--	--	--	3.47	--	--	-20	
7/15/2004	--	--	--	--	--	--	--	3.25	--	--	-43	
12/8/2004	--	--	--	--	--	--	--	0.94	--	--	-91	
3/23/2005	--	--	--	--	--	--	--	0.55	--	--	-077	
6/28/2005	--	--	--	--	--	--	--	0.86	--	--	-129	
9/23/2005	--	--	--	--	--	--	--	1.97	--	--	-82	
12/30/2005	--	--	--	--	--	--	--	1.01	--	--	-66	
3/24/2006	--	--	--	--	--	--	--	0.79	1.25	011	009	
6/26/2006	--	--	--	--	--	--	--	1.23	5.48	015	027	
9/26/2006	--	--	--	--	--	--	--	6.97	7.05	-67	-69	
11/21/2006	--	--	--	--	--	--	--	0.83	1.05	-65	-69	
3/26/2007	--	--	--	--	--	--	--	6.40	6.26	15	9	
6/27/2007	--	--	--	--	--	--	--	3.51	3.20	-64	-54	
3/17/2008	0.066	ND<0.44	51	860	--	--	--	1.19	1.87	101	26	
6/12/2008	0.11	0.45	27	860	--	--	--	1.10	2.08	-20	-26	
6/15/2010	0.17	ND<0.44	13	960	1830	6.57	19.3	1.04	--	--	-55	
12/20/2010	0.10	1.5	32	940	1580	6.50	17.3	0.90	--	--	9	
U-7												
1/3/2002	--	--	--	--	--	--	--	--	--	--	--	
10/1/2002	--	--	--	--	--	--	--	1.80	--	--	-60	
12/30/2002	--	--	--	--	--	--	--	0.10	--	--	121	
5/2/2003	--	--	--	--	--	--	--	0.40	--	--	105	
7/1/2003	--	--	--	--	--	--	--	0.50	--	--	95	
10/3/2003	--	--	--	--	--	--	--	2.91	--	--	-21	
1/8/2004	--	--	--	--	--	--	--	11.85	--	--	-51	
4/15/2004	--	--	--	--	--	--	--	4.68	--	--	-16	
7/15/2004	--	--	--	--	--	--	--	2.55	--	--	-52	
12/8/2004	--	--	--	--	--	--	--	1.20	--	--	-88	
3/23/2005	--	--	--	--	--	--	--	0.21	--	--	-088	

**Table 2e
ADDITIONAL HISTORIC ANALYTICAL RESULTS**

76 Station 4186

Date Sampled	Fluoride (mg/l)	Nitrogen as Nitrate (mg/l)	Sulfate (mg/l)	TDS (mg/l)	Field Con- ductivity (Ω)	Field pH (Ω)	Field Temp. (Ω)	Post-purge Dissolved Oxygen (Ω)	Pre-purge Dissolved Oxygen (Ω)	Pre-purge ORP (Ω)	Post-purge ORP (Ω)	Comments
6/28/2005	--	--	--	--	--	--	--	1.32	--	--	-160	
9/23/2005	--	--	--	--	--	--	--	2.25	--	--	108	
12/30/2005	--	--	--	--	--	--	--	1.12	--	--	105	
3/24/2006	--	--	--	--	--	--	--	1.09	0.99	008	009	
6/26/2006	--	--	--	--	--	--	--	1.46	1.27	025	032	
9/26/2006	--	--	--	--	--	--	--	0.78	1.02	-47	-63	
11/21/2006	--	--	--	--	--	--	--	0.88	0.98	-43	-59	
3/26/2007	--	--	--	--	--	--	--	5.85	6.00	14	8	
6/27/2007	--	--	--	--	--	--	--	2.98	2.60	-90	-102	
3/17/2008	0.077	ND<0.44	7.0	640	--	--	--	3.06	2.86	137	120	
6/12/2008	0.15	19	13	700	--	--	--	0.98	2.27	9	-11	
6/11/2009	ND<0.050	ND<0.44	30	490	--	--	--	--	--	--	--	
12/9/2009	0.12	ND<0.44	13	510	772	7.27	17.0	0.94	--	--	23	
6/15/2010	0.15	ND<0.44	12	540	1080	7.76	22.4	0.15	--	--	17	
12/20/2010	0.074	17	22	570	1040	8.05	17.5	0.84	--	--	40	
U-8												
12/9/2009	0.19	ND<0.44	4.1	630	972	7.87	16.6	2.06	--	--	-78	
6/15/2010	0.19	0.59	16	600	2757	7.09	21.2	0.51	--	--	-32	
12/20/2010	0.13	1.1	24	520	1078	7.01	18.9	0.96	--	--	-56	
U-9												
12/9/2009	0.30	ND<0.44	ND<1.0	860	1203	6.94	13.5	1.29	--	--	-10	
6/15/2010	0.20	ND<0.44	12	630	1196	6.82	19.4	2.45	--	--	-89	
12/20/2010	0.12	ND<0.44	17	570	984.9	7.49	17.8	0.55	--	--	-41	
U-10												
6/11/2009	0.49	ND<0.44	190	970	--	--	--	--	--	--	--	
12/9/2009	0.33	ND<0.44	76	880	1009	7.04	17.9	0.94	--	--	-77	
6/15/2010	0.16	ND<0.44	8.2	700	1188	7.18	21.4	0.48	--	--	-66	
12/20/2010	0.18	ND<0.44	4.7	600	1066	7.06	18.1	0.99	--	--	-92	
U-11												
6/11/2009	--	--	--	--	--	--	--	--	--	--	--	
12/9/2009	0.26	ND<0.44	4.9	700	896	7.47	17.3	1.39	--	--	91	
6/15/2010	0.67	ND<4.4	7600	11000	5791	6.81	20.9	0.65	--	--	63	
12/20/2010	0.22	2.7	1500	2800	2203	6.69	18.0	0.82	--	--	-33	
U-12												
12/3/2008	0.14	28	59	630	--	--	--	2.85	2.71	66	26	
2/18/2009	0.086	29	61	610	1007	7.82	18.2	2.74	2.65	145	121	

**Table 2e
ADDITIONAL HISTORIC ANALYTICAL RESULTS**

76 Station 4186

Date Sampled	Fluoride (mg/l)	Nitrogen as		TDS (mg/l)	Field Con- ductivity (Ω)	Field pH (Ω)	Field Temp. (Ω)	Post-purge	Pre-purge	Pre-purge	Post-purge	Comments
		Dissolved Oxygen (Ω)	Dissolved Oxygen (Ω)					ORP (Ω)	ORP (Ω)			
6/11/2009	0.13	29	61	610	--	--	--	--	--	--	--	
12/9/2009	0.20	26	57	550	813	7.75	17.1	2.51	--	--	62	
6/15/2010	0.19	26	56	580	979.4	7.41	21.4	2.53	--	--	65	
12/20/2010	0.13	23	54	600	962.8	7.28	19.5	3.22	--	--	104	
U-13												
12/3/2008	0.16	26	65	610	--	--	--	1.70	2.21	62	58	
2/18/2009	0.20	26	69	510	1022	7.75	18.0	1.49	1.52	171	110	
6/11/2009	0.14	25	71	550	--	--	--	--	--	--	--	
12/9/2009	0.15	22	59	600	820	7.61	16.6	1.65	--	--	-52	
6/15/2010	0.091	25	54	620	996.2	7.46	20.2	1.75	--	--	37	
12/20/2010	0.10	24	55	640	914.8	7.76	17.3	2.23	--	--	179	
U-14												
12/3/2008	0.14	25	55	660	--	--	--	2.63	2.96	91	59	
2/18/2009	0.13	25	57	560	950.4	7.70	18.4	2.25	2.55	106	113	
6/11/2009	0.11	25	56	600	--	--	--	--	--	--	--	
12/9/2009	0.084	26	44	460	776	7.90	17.9	1.66	--	--	-22	
6/15/2010	0.10	25	38	400	971.6	7.53	18.9	1.67	--	--	-26	
12/20/2010	0.094	23	38	420	874.8	7.78	18.3	2.33	--	--	236	
U-15												
12/3/2008	0.13	21	52	670	--	--	--	2.21	2.55	108	118	
2/18/2009	0.12	23	54	570	962.4	7.66	17.4	1.98	1.95	109	104	
6/11/2009	0.12	22	55	560	--	--	--	--	--	--	--	
12/9/2009	0.17	18	52	560	831	7.85	15.1	1.98	--	--	-84	
6/15/2010	0.15	21	56	590	985.7	7.68	20.8	2.09	--	--	40	
12/20/2010	0.13	20	53	620	983.7	7.52	18.5	2.38	--	--	118	