

RECEIVED

10:40 am, Aug 26, 2010

Alameda County
Environmental Health



Tesoro Environmental Resource Company
3450 South 344th Way, Suite 201
Auburn, WA 98001-5931
253 896 8700 Phone
253 896 8863 Fax

19 August, 2010

Mr. Jerry Wickham
Hazardous Materials Specialist
Alameda County Environmental Health
1131 Harbor Bay Parkway, Suite 250
Alameda, CA 94502-6577

**Subject: Second Quarter 2010 Status Report
1619 1st Street, Livermore, California
Tesoro No. 67076 (Former Beacon 3604); ACEH Case No. RO0434**

Dear Mr. Wickham:

Enclosed please find a copy of the quarterly status report for the subject site located at 1619 1st Street in Livermore, California. This report is submitted by Arctos Environmental on behalf of Tesoro Environmental Resources Company.

Based on my inquiry of the person or persons directly responsible for gathering the information contained in this report, I believe the information was prepared by qualified personnel who properly gathered and evaluated the information, and that the information submitted is, to the best of my knowledge and belief, true, correct, and complete. Please feel free to call me at 253/896-8700 or Matthew Nelson of Arctos Environmental at 562/988-2755 with questions.

Sincerely,

A handwritten signature in green ink, appearing to read "Jeffrey M. Baker".

Jeffrey M. Baker, P.E.
Supervisor, Environmental
Compliance & Remediation
Tesoro Companies, Inc.

Attachments

CC: Arctos – Matthew Nelson



Arctos Environmental
1332 Peralta Avenue 510 525-2180 PHONE
Berkeley, CA 94702 510 525-2392 FAX

Main Office
○ 3450 E. Spring St., Suite 212 562 988-2755 PHONE
Long Beach, CA 90806 562 988-2759 FAX

19 August 2010
Project No. 01LV

Jerry Wickham
Hazardous Materials Specialist
Alameda County Environmental Health
1131 Harbor Bay Parkway, Suite 250
Alameda, California 94502-6577

**Subject: Second Quarter 2010 Status Report
1619 1st Street, Livermore, California
Tesoro No. 67076 (Former Beacon 3604); ACEH Case No. RO0434**

Dear Mr. Wickham:

Arctos Environmental (Arctos), on behalf of Tesoro Environmental Resources Company (Tesoro), has prepared this letter report summarizing project tasks completed during the second quarter 2010 at the subject site (Figure 1).

Executive Summary

Arctos conducted quarterly and semiannual groundwater monitoring at the site on 3 to 6 May 2010. There was an average 4-foot increase in water levels since the first quarter 2010 and an average 20-foot increase since the third quarter 2009. Third quarter 2009 groundwater elevations were the lowest since monitoring began in 1993. Petroleum hydrocarbon concentrations in groundwater were consistent with the first quarter 2010 results. Concentrations at the most downgradient well DW-7, located approximately 410 feet northwest of the site, have decreased approximately 50 percent since installation in November 2009.

On 24 May 2010, construction began for phase two of the remediation system, which included sound wall installation, soil vapor extraction (SVE) and oxygen injection system installation, and completion of equipment area piping construction. Remediation system construction was completed on 25 June 2010. Arctos performed start-up activities for the SVE system on 28 June 2010 per the Bay Area Air Quality Management District (BAAQMD) Authority to Construct.

On 24 June 2010, Arctos conducted a baseline soil gas survey of source area vapor extraction wells MW-11, TP-1, TP-2, VW-2, and VW-3. Samples were collected from the

SVE wells and analyzed for total petroleum hydrocarbons as gasoline (TPHg), benzene, toluene, ethylbenzene, and total xylenes (BTEX), methyl tert-butyl ether (MTBE), and tert-butyl alcohol (TBA) in a mobile laboratory. A sample was not collected from SVE well MW-1 because the well screen was submerged at the time.

Site Background

The site description and background are included in Arctos's Interim Remedial Action Plan (IRAP) dated 21 March 2008 (Arctos, 2008).

Field Activities

Arctos's subcontractor, Environmental Field Services, LLC, of Patterson, California, performed groundwater monitoring on 3 to 6 May 2010. Samples were collected from wells MW-1 through MW-11, DW-1 through DW-7, TP-1, TP-2, VW-2, and VW-3 (Figure 2) in accordance with the site monitoring plan (Attachment A). Baseline samples were also collected from injection wells IP-1 through IP-10 (Figure 2). Groundwater monitoring was performed in accordance with the guidelines of the California Underground Storage Tank Regulations, Title 23, Division 3, Chapter 16, California Code of Regulations. Groundwater sampling quality assurance/quality control (QA/QC) procedures are in Attachment A. Field data sheets are in Attachment B.

On 24 June 2010, Arctos performed a soil gas survey on source area wells MW-11, TP-1, TP-2, VW-2, and VW-3 to evaluate baseline soil vapor concentrations before SVE system start-up. Samples were analyzed in a State-certified mobile laboratory operated by TEG Northern California Inc., of Rancho Cordova, California, for TPHg; BTEX; MTBE; and TBA using EPA Method 8260B. Samples were also analyzed by Kiff Analytical LLC, a State-certified laboratory in Davis, California, for fixed gases using ASTM Standard D-1946. Due to increased water elevations this quarter, the screen for well MW-1 was submerged and a vapor sample could not be collected. Soil vapor sampling procedures are in Attachment C.

Analytical Program

Groundwater samples were analyzed in accordance with the analytical plan in Attachment A.

Groundwater Results

Groundwater elevations were approximately 435 to 443 feet above mean sea level (31 to 35 feet below ground surface). Water levels increased an average of 4 feet compared to the February 2010 event and 20 feet compared to the August 2009 event (Table 1). The

water level data indicate that the general direction of water flow is toward the northwest with an estimated gradient of 0.011 (1 foot/91 feet; Figure 2). The gradient is consistent with historical data collected since 1993 (Attachment D).

The highest TPHg and benzene concentrations of 92,000 and 6,000 micrograms per liter ($\mu\text{g/l}$), respectively, were at injection well IP-9, which is located in the southwest portion of the site adjacent to the underground storage tanks (USTs). The highest MTBE and TBA concentrations of 14,000 and 9,900 $\mu\text{g/l}$, respectively, were at well TP-2, which is located in the northwest corner of the station downgradient of the dispensers (Figure 2).

In May 2010, TPHg, benzene, and MTBE were detected in downgradient well DW-7 at concentrations of 4,100, 250, and 97 $\mu\text{g/l}$, respectively. TPHg, benzene, and MTBE concentrations in well DW-7 have decreased by approximately 50 percent since it was installed in November 2009. The results indicate that additional monitoring is required at well DW-7 to conduct a trend analysis and evaluate if further downgradient delineation is required.

The remediation system is expected to reduce concentrations at the site and decrease the mass flux from the source area. Groundwater analytical results are summarized in Tables 2 and 3. Figures 3, 4, and 5 show isoconcentration contours for TPHg, benzene, and MTBE, respectively, and Figure 6 shows hydrocarbon concentrations for the injection wells. Historical analytical results are in Attachment E, and the laboratory reports and the chain-of-custody forms are in Attachment F.

Vapor Results

The highest TPHg, benzene, and MTBE concentrations of 3,600, 24, and 18 $\mu\text{g/l}$, respectively, were at well TP-2, which is located in the northwest corner of the station downgradient of the dispensers. TBA was not detected in any of the wells sampled. The lowest oxygen and highest carbon dioxide percentages of 16 and 4.29 percent by volume, respectively, were at well MW-11, which is located in the southwest portion of the site adjacent to the USTs. Background oxygen and carbon dioxide percentages of 21.9 and nondetect less than 0.5 percent by volume, respectively, were at well VW-3. The decreased oxygen and increased carbon dioxide percentages, compared to background, at well MW-11 indicate that aerobic biodegradation of petroleum hydrocarbons is occurring. Soil vapor analytical results are summarized in Table 4.

Remediation System

Construction for phase two of the onsite groundwater remediation system began on 24 May 2010. Cornerstone Environmental Contractors, Inc. (Cornerstone), of Lafayette, California, completed this construction phase including sound wall installation, SVE and

oxygen injection system installation, and equipment area piping construction. Remediation system construction was completed on 25 June 2010. Arctos performed start-up activities for the SVE system on 28 June 2010 per the BAAQMD Authority to Construct. The system is currently operating on wells MW-11, TP-1, TP-2, and VW-2. Due to increased water elevations this quarter, the screen for well MW-1 was submerged and it was not included in the SVE system operating wells. SVE system start-up activities will be summarized in the third quarter 2010 status report.

The oxygen injection system has been installed and connected to the well field but has not yet been started up. Start-up of the oxygen injection system is expected in the third quarter 2010.

Well Abandonment

On 25 May 2010 Arctos's subcontractor, Gregg Drilling & Testing, of Martinez, California, abandoned former remediation well RW-4, which was in conflict with the sound barrier wall footing as described in the first quarter 2010 status report. The completed scope of work included the following tasks:

- Obtained a well destruction permit from the Zone 7 Water Agency
- Overdrilled the well boring and removed well casing, screening material, and sealing material using a hollow-stem auger rig
- Backfilled the former well boring with a Portland cement slurry using a tremie pipe
- Disposed of soil cuttings, wastewater, and former well materials (see Attachment G for waste manifests).

Conclusions

Results of the groundwater sampling and remediation system installation activities indicate the following conclusions:

1. Onsite groundwater remediation is required to decrease the mass flux from the source area.
2. An additional deep monitoring well may be required north of deep monitoring well DW-7 to delineate the downgradient extent of impacted groundwater if concentrations don't continue to show a decreasing trend.

Recommendations

Based on the activities proposed in the IRAP and the results of the groundwater monitoring, Arctos recommends the following tasks during the third quarter of 2010:

- Complete start-up of the SVE system and conduct start-up of oxygen injection system
- Conduct quarterly sampling at deep wells DW-5 to DW-7 to confirm initial concentrations and collect data for trend analyses.

If you have questions or comments, please call Mike Purchase at 510/525-2180 or Matthew Nelson at 562/988-2755.

Very truly yours,

ARCTOS ENVIRONMENTAL



Matthew J. Nelson, P.E.
Project Engineer



Michael P. Purchase, P.E.
Senior Project Manager

Copy: Jeffrey M. Baker, P.E. – Tesoro Companies, Inc.
Colleen Winey – Zone 7 Water Agency

Attachments: Table 1 – Well and Groundwater Elevations
Table 2 – Groundwater Analytical Results
Table 3 – Groundwater Analytical Results – Injection Wells
Table 4 – Soil Vapor Analytical Results
Figure 1 – Site Location Map
Figure 2 – Groundwater Elevation Contours
Figure 3 – TPHg Concentration Contours
Figure 4 – Benzene Concentration Contours
Figure 5 – MTBE Concentration Contours
Figure 6 – Injection Well Hydrocarbon Concentrations in Groundwater
Attachment A – Groundwater Sampling QA/QC Procedures
Attachment B – Field Data Sheets
Attachment C – Soil Vapor Sampling QA/QC Procedures
Attachment D – Historical Well and Groundwater Elevations
Attachment E – Historical Groundwater Analytical Results

Attachment F – Laboratory Analytical Reports and Chain-of-Custody Forms
Attachment G – Waste Manifests

References

Arctos Environmental, 2008. *Interim Remedial Action Plan for Groundwater, 1619 1st Street, Livermore, California, Tesoro Station No. 67076, Former Beacon Station No. 3604, ACEH Case No. RO0434*, 21 March.

TABLE 1

**WELL AND GROUNDWATER ELEVATIONS
TESORO - LIVERMORE, 67076**

Well No.	Date of Measurement	Depth to Water (feet below casing)	PVC Casing Elevation^(a) (feet MSL)	Water Table Elevation^(b) (feet MSL)
MW-1	8/4/09	51.44	474.29	422.85
	12/8/09	39.87		434.42
	2/11/10	35.20		439.09
	5/3/10	31.23		443.06
MW-2	8/4/09	51.83	472.98	421.15
	12/8/09	40.82		432.16
	2/11/10	36.54		436.44
	5/3/10	32.44		440.54
MW-3	8/4/09	51.89	473.37	421.48
	12/8/09	39.50		433.87
	2/11/10	35.19		438.18
	5/3/10	31.39		441.98
MW-4	8/4/09	DRY ^(c)	473.64	-- ^(d)
	12/8/09	39.46		434.18
	2/11/10	35.31		438.33
	5/3/10	31.55		442.09
MW-5	8/4/09	DRY	472.67	--
	12/8/09	39.92		432.75
	2/11/10	36.62		436.05
	5/3/10	32.89		439.78
MW-6	8/4/09	DRY	471.93	--
	12/8/09	43.02		428.91
	2/11/10	38.89		433.04
	5/3/10	34.56		437.37
MW-7	8/4/09	DRY	472.33	--
	12/17/09	39.26		433.07
	2/11/10	36.18		436.15
	5/3/10	31.80		440.53
MW-8	8/4/09	DRY	471.18	--
	12/17/09	39.92		431.26
	2/11/10	36.72		434.46
	5/3/10	32.81		438.37

TABLE 1

**WELL AND GROUNDWATER ELEVATIONS
TESORO - LIVERMORE, 67076**

Well No.	Date of Measurement	Depth to Water (feet below casing)	PVC Casing Elevation^(a) (feet MSL)	Water Table Elevation^(b) (feet MSL)
MW-9	8/4/09	DRY	470.78	--
	12/8/09	43.61		427.17
	2/11/10	39.48		431.30
	5/3/10	34.96		435.82
MW-10	8/4/09	44.52	471.63	427.11
	12/8/09	42.80		428.83
	2/11/10	39.74		431.89
	5/3/10	33.97		437.66
MW-11	8/4/09	DRY	473.26	--
	12/8/09	40.25		433.01
	2/17/10	35.24		438.02
	5/3/10	31.36		441.90
VW-2	8/4/09	DRY	473.28	--
	12/8/09	DRY		--
	2/11/10	NM ^(d)		--
	5/3/10	31.84		441.44
VW-3	8/4/09	DRY	474.38	--
	12/8/09	DRY		--
	2/11/10	DRY		--
	5/3/10	31.85		442.53
TP-1	8/4/09	DRY	472.82	--
	12/8/09	41.39		431.43
	2/17/10	36.15		436.67
	5/3/10	32.32		440.50
TP-2	8/4/09	DRY	472.93	--
	12/8/09	40.08		432.85
	2/17/10	35.48		437.45
	5/3/10	31.85		441.08
DW-1	8/4/09	52.22	472.85	420.63
	12/8/09	39.79		433.06
	2/11/10	35.57		437.28
	5/3/10	31.70		441.15

TABLE 1

**WELL AND GROUNDWATER ELEVATIONS
TESORO - LIVERMORE, 67076**

Well No.	Date of Measurement	Depth to Water (feet below casing)	PVC Casing Elevation^(a) (feet MSL)	Water Table Elevation^(b) (feet MSL)
DW-2	8/4/09	54.67	471.61	416.94
	12/8/09	42.88		428.73
	2/11/10	38.63		432.98
	5/3/10	34.46		437.15
DW-3	8/4/09	56.32	470.33	414.01
	12/8/09	42.92		427.41
	2/11/10	38.75		431.58
	5/3/10	34.51		435.82
DW-4	8/4/09	56.46	468.48	412.02
	12/8/09	42.26		426.22
	2/11/10	37.98		430.50
	5/3/10	34.04		434.44
DW-5	12/8/09	43.05	471.86	428.81
	2/11/10	38.93		432.93
	5/3/10	34.55		437.31
DW-6	12/8/09	43.50	471.77	428.27
	2/11/10	39.22		432.55
	5/3/10	35.15		436.62
DW-7	12/8/09	43.01	470.07	427.06
	2/11/10	38.70		431.37
	5/3/10	34.64		435.43

- (a) Elevation of PVC well casing (north edge) surveyed relative to mean sea level (MSL). Wells were surveyed by Cross Land Surveying, Inc., per AB 2886 requirements. Benchmark K2-741, elevation is 467.835 feet above MSL.
- (b) Water Table Elevation = (Casing Elevation - Depth to Water)
- (c) Depth of groundwater assumed to be below screened interval; well had 6 inches or less of water.
- (d) NM - Not measured.

TABLE 2

**GROUNDWATER ANALYTICAL RESULTS
TESORO - LIVERMORE, 67076**

Monitoring Well	Sample Date	TPHg ^(a) (µg/l)	Benzene ^(a) (µg/l)	Toluene ^(a) (µg/l)	Ethylbenzene ^(a) (µg/l)	Total Xylenes ^(a) (µg/l)	MTBE ^(a) (µg/l)	DIPE ^(a) (µg/l)	ETBE ^(a) (µg/l)	TAME ^(a) (µg/l)	TBA ^(a) (µg/l)	Methanol ^(a) (µg/l)	Ethanol ^(a) (µg/l)	1,2-DCA ^(a) (µg/l)	EDB ^(a) (µg/l)
MW-1	8/4/09	890	ND<0.5 ^(b)	ND<0.5	1.7	1.4	ND<0.5	ND<0.5	ND<0.5	ND<0.5	ND<5	ND<50	ND<8	ND<0.5	ND<0.5
	12/8/09	3,200	16	18	81	110	ND<0.5	ND<0.5	ND<0.5	ND<0.5	ND<5	ND<80	ND<20	ND<0.5	ND<0.5
	2/11/10	1,300	3.7	1.7	13	6.7	ND<0.5	ND<0.5	ND<0.5	ND<0.5	ND<5	ND<50	ND<20	ND<0.5	ND<0.5
	5/5/10	710	2.2	0.92	5.9	2.8	ND<0.5	ND<0.5	ND<0.5	ND<0.5	ND<5	ND<50	ND<5	ND<0.5	ND<0.5
MW-2	8/4/09	30,000	5,800	170	1,500	370	1,400	ND<9	ND<9	18	670	ND<3,000	ND<90	ND<9	ND<9
	12/8/09	24,000	3,100	200	1,200	830	520	ND<7	ND<7	8.0	250	ND<700	ND<70	ND<7	ND<7
	2/12/10	19,000	2,900	440	940	1,300	820	ND<7	ND<7	9.5	400	ND<700	ND<70	ND<7	ND<7
	5/3/10	26,000	3,100	870	1,100	2,200	530	ND<7	ND<7	8.0	370	ND<700	ND<70	ND<7	ND<7
MW-3	8/4/09	190	ND<0.5	ND<0.5	ND<0.5	ND<0.5	ND<0.5	ND<0.5	ND<0.5	ND<0.5	ND<5	ND<50	ND<5	ND<0.5	ND<0.5
	12/8/09	150	3.6	1.1	2.4	2.6	0.82	ND<0.5	ND<0.5	ND<0.5	ND<5	ND<50	ND<50	ND<0.5	ND<0.5
	2/11/10	61	ND<0.5	ND<0.5	ND<0.5	ND<0.5	0.52	ND<0.5	ND<0.5	ND<0.5	ND<5	53	ND<5	ND<0.5	ND<0.5
	5/6/10	ND<50	ND<0.5	1.0	ND<0.5	0.95	ND<0.5	ND<0.5	ND<0.5	ND<0.5	ND<5	ND<50	ND<5	ND<0.5	ND<0.5
MW-4	8/4/09	NS ^(c)	NS	NS	NS	NS	NS	NS	NS	NS	NS	NS	NS	NS	NS
	12/8/09	ND<50	ND<0.5	ND<0.5	ND<0.5	ND<0.5	ND<0.5	ND<0.5	ND<0.5	ND<0.5	ND<5	ND<50	ND<5	ND<0.5	ND<0.5
	2/11/10	NS	NS	NS	NS	NS	NS	NS	NS	NS	NS	NS	NS	NS	NS
	5/4/10	ND<50	2.4	1.8	2.3	4.8	ND<0.5	ND<0.5	ND<0.5	ND<0.5	ND<5	ND<50	ND<5	ND<0.5	ND<0.5
MW-5	8/4/09	NS	NS	NS	NS	NS	NS	NS	NS	NS	NS	NS	NS	NS	NS
	12/9/09	140	ND<0.5	ND<0.5	ND<0.5	ND<0.5	ND<0.5	ND<0.5	ND<0.5	ND<0.5	ND<5	ND<50	ND<5	ND<0.5	ND<0.5
	2/11/10	NS	NS	NS	NS	NS	NS	NS	NS	NS	NS	NS	NS	NS	NS
	5/6/10	220	ND<0.5	ND<0.5	2.2	ND<0.5	ND<0.5	ND<0.5	ND<0.5	ND<0.5	ND<5	ND<50	ND<5	ND<0.5	ND<0.5
MW-6	8/4/09	NS	NS	NS	NS	NS	NS	NS	NS	NS	NS	NS	NS	NS	NS
	12/9/09	15,000	2,100	96	800	160	340	ND<5	ND<5	ND<5	460	ND<2,000	ND<50	ND<5	ND<5
	2/12/10	21,000	2,500	140	1000	240	540	ND<5	ND<5	6.0	460	ND<500	ND<50	ND<5	ND<5
	5/4/10	17,000	2,100	120	780	260	820	ND<5	ND<5	8.6	450	ND<500	ND<50	ND<5	ND<5

TABLE 2

GROUNDWATER ANALYTICAL RESULTS
TESORO - LIVERMORE, 67076

Monitoring Well	Sample Date	TPHg ^(a) (µg/l)	Benzene ^(a) (µg/l)	Toluene ^(a) (µg/l)	Ethylbenzene ^(a) (µg/l)	Total Xylenes ^(a) (µg/l)	MTBE ^(a) (µg/l)	DIPE ^(a) (µg/l)	ETBE ^(a) (µg/l)	TAME ^(a) (µg/l)	TBA ^(a) (µg/l)	Methanol ^(a) (µg/l)	Ethanol ^(a) (µg/l)	1,2-DCA ^(a) (µg/l)	EDB ^(a) (µg/l)
MW-7	8/4/09	NS	NS	NS	NS	NS	NS	NS	NS	NS	NS	NS	NS	NS	NS
	12/17/09	4,500	6.7	3.4	27	8.8	ND<0.5	ND<0.5	ND<0.5	ND<0.5	ND<5	ND<80	ND<8	ND<0.5	ND<0.5
	2/11/10	NS	NS	NS	NS	NS	NS	NS	NS	NS	NS	NS	NS	NS	NS
	5/6/10	3,600	7.9	3.6	14	6.4	ND<0.5	ND<0.5	ND<0.5	ND<0.5	ND<5	ND<50	ND<8	ND<0.5	ND<0.5
MW-8	8/4/09	NS	NS	NS	NS	NS	NS	NS	NS	NS	NS	NS	NS	NS	NS
	12/17/09	ND<50	ND<0.5	ND<0.5	ND<0.5	ND<0.5	ND<0.5	ND<0.5	ND<0.5	ND<0.5	ND<5	ND<50	ND<5	ND<0.5	ND<0.5
	2/11/10	NS	NS	NS	NS	NS	NS	NS	NS	NS	NS	NS	NS	NS	NS
	5/6/10	ND<50	ND<0.5	ND<0.5	ND<0.5	ND<0.5	ND<0.5	ND<0.5	ND<0.5	ND<0.5	ND<5	ND<50	ND<5	ND<0.5	ND<0.5
MW-9	8/4/09	NS	NS	NS	NS	NS	NS	NS	NS	NS	NS	NS	NS	NS	NS
	12/9/09	1,200	ND<0.5	ND<0.5	ND<0.5	ND<0.5	1.4	ND<0.5	ND<0.5	ND<0.5	ND<5	ND<50	ND<5	ND<0.5	ND<0.5
	2/11/10	NS	NS	NS	NS	NS	NS	NS	NS	NS	NS	NS	NS	NS	NS
	5/4/10	2,700	120	7.0	35	14	44	ND<0.5	ND<0.5	0.52	31	ND<200	ND<5	ND<0.5	ND<0.5
MW-10	8/4/09	NS	NS	NS	NS	NS	NS	NS	NS	NS	NS	NS	NS	NS	NS
	12/9/09	ND<50	ND<0.5	ND<0.5	ND<0.5	ND<0.5	ND<0.5	ND<0.5	ND<0.5	ND<0.5	ND<5	ND<50	ND<5	ND<0.5	ND<0.5
	2/11/10	NS	NS	NS	NS	NS	NS	NS	NS	NS	NS	NS	NS	NS	NS
	5/6/10	ND<50	ND<0.5	ND<0.5	ND<0.5	ND<0.5	ND<0.5	ND<0.5	ND<0.5	ND<0.5	ND<5	ND<50	ND<5	ND<0.5	ND<0.5
MW-11	8/4/09	NS	NS	NS	NS	NS	NS	NS	NS	NS	NS	NS	NS	NS	NS
	12/8/09	100,000	6,100	9,000	3,100	20,000	3.3	ND<0.5	ND<0.5	ND<0.5	25	ND<200	ND<20	ND<0.5	ND<0.5
	2/11/10	NS	NS	NS	NS	NS	NS	NS	NS	NS	NS	NS	NS	NS	NS
	5/3/10	62,000	3,600	5,900	2,600	12,000	ND<15	ND<15	ND<15	ND<15	ND<70	ND<1,500	ND<150	ND<15	ND<15
VW-2	8/4/09	NS	NS	NS	NS	NS	NS	NS	NS	NS	NS	NS	NS	NS	NS
	12/9/09	NS	NS	NS	NS	NS	NS	NS	NS	NS	NS	NS	NS	NS	NS
	2/11/10	NS	NS	NS	NS	NS	NS	NS	NS	NS	NS	NS	NS	NS	NS
	5/5/10	2,800	130	6.1	170	130	1,300	ND<2.5	ND<2.5	12	1,700	ND<250	ND<25	ND<2.5	ND<2.5

TABLE 2

**GROUNDWATER ANALYTICAL RESULTS
TESORO - LIVERMORE, 67076**

Monitoring Well	Sample Date	TPHg ^(a) (µg/l)	Benzene ^(a) (µg/l)	Toluene ^(a) (µg/l)	Ethylbenzene ^(a) (µg/l)	Total Xylenes ^(a) (µg/l)	MTBE ^(a) (µg/l)	DIPE ^(a) (µg/l)	ETBE ^(a) (µg/l)	TAME ^(a) (µg/l)	TBA ^(a) (µg/l)	Methanol ^(a) (µg/l)	Ethanol ^(a) (µg/l)	1,2-DCA ^(a) (µg/l)	EDB ^(a) (µg/l)
VW-3	8/4/09	NS	NS	NS	NS	NS	NS	NS	NS	NS	NS	NS	NS	NS	NS
	12/9/09	NS	NS	NS	NS	NS	NS	NS	NS	NS	NS	NS	NS	NS	NS
	2/11/10	NS	NS	NS	NS	NS	NS	NS	NS	NS	NS	NS	NS	NS	NS
	5/6/10	ND<50	ND<0.5	ND<0.5	ND<0.5	ND<0.5	ND<0.5	ND<0.5	ND<0.5	ND<0.5	ND<5	ND<50	ND<5	ND<0.5	ND<0.5
TP-1	8/4/09	NS	NS	NS	NS	NS	NS	NS	NS	NS	NS	NS	NS	NS	NS
	12/17/09	10,000	690	19	700	45	1,000	ND<2.5	ND<2.5	8.8	2,900	ND<250	ND<25	ND<2.5	ND<2.5
	2/11/10	NS	NS	NS	NS	NS	NS	NS	NS	NS	NS	NS	NS	NS	NS
	5/5/10	15,000	2,100	360	1,100	620	3,400	ND<8	ND<8	27	4,500	ND<800	ND<80	ND<8	ND<8
TP-2	8/4/09	NS	NS	NS	NS	NS	NS	NS	NS	NS	NS	NS	NS	NS	NS
	12/17/09	7,200	950	ND<25	77	ND<25	13,000	ND<25	ND<25	130	20,000	ND<2,500	ND<250	ND<25	ND<25
	2/11/10	NS	NS	NS	NS	NS	NS	NS	NS	NS	NS	NS	NS	NS	NS
	5/6/10	6,400	740	ND<25	450	130	14,000	ND<25	ND<25	130	9,900	ND<2,500	ND<250	ND<25	ND<25
DW-1	8/5/09	2,100	330	17	87	53	220	ND<0.5	ND<0.5	2.0	310	ND<50	ND<5	ND<0.5	ND<0.5
	12/8/09	6,200	560	63	400	490	140	ND<0.5	ND<0.5	1.1	200	ND<200	ND<8	ND<0.5	ND<0.5
	2/12/10	2,000	200	36	130	150	49	ND<0.5	ND<0.5	ND<0.5	58	ND<200	ND<5	ND<0.5	ND<0.5
	5/4/10	1,800	160	27	110	140	21	ND<0.5	ND<0.5	ND<0.5	41	ND<100	ND<5	ND<0.5	ND<0.5
DW-2	8/4/09	6,800	910	19	37	27	200	ND<1	ND<1	2.7	530	ND<200	ND<10	ND<1	ND<1
	12/9/09	6,600	450	14	55	34	210	ND<0.9	ND<0.9	2.6	410	ND<200	ND<9	ND<0.9	ND<0.9
	2/11/10	4,500	340	14	44	25	320	ND<0.9	ND<0.9	3.9	520	ND<300	ND<9	ND<0.9	ND<0.9
	5/4/10	2,300	110	7.1	17	16	350	ND<0.9	ND<0.9	4.1	550	ND<200	ND<9	ND<0.9	ND<0.9
DW-3	8/4/09	1,200	6.8	0.99	4.3	3.4	18	ND<0.5	ND<0.5	ND<0.5	35	ND<50	ND<5	ND<0.5	ND<0.5
	12/9/09	2,200	24	5.9	56	29	ND<0.5	ND<0.5	ND<0.5	ND<0.5	7.2	ND<300	ND<20	ND<0.5	ND<0.5
	2/11/10	700	9.5	2.0	18	6.2	ND<0.5	ND<0.5	ND<0.5	ND<0.5	ND<5	ND<80	ND<8	ND<0.5	ND<0.5
	5/4/10	420	5.5	0.93	8.8	3.4	ND<0.5	ND<0.5	ND<0.5	ND<0.5	ND<5	ND<80	ND<5	ND<0.5	ND<0.5

TABLE 2

GROUNDWATER ANALYTICAL RESULTS
TESORO - LIVERMORE, 67076

Monitoring Well	Sample Date	TPHg ^(a) (µg/l)	Benzene ^(a) (µg/l)	Toluene ^(a) (µg/l)	Ethylbenzene ^(a) (µg/l)	Total Xylenes ^(a) (µg/l)	MTBE ^(a) (µg/l)	DIPE ^(a) (µg/l)	ETBE ^(a) (µg/l)	TAME ^(a) (µg/l)	TBA ^(a) (µg/l)	Methanol ^(a) (µg/l)	Ethanol ^(a) (µg/l)	1,2-DCA ^(a) (µg/l)	EDB ^(a) (µg/l)
DW-4	8/5/09	52	1.7	ND<0.5	1.4	0.83	ND<0.5	ND<0.5	ND<0.5	ND<0.5	ND<5	ND<50	ND<5	ND<0.5	ND<0.5
	12/9/09	ND<50	3.0	ND<0.5	2.0	1.2	ND<0.5	ND<0.5	ND<0.5	ND<0.5	ND<5	ND<50	ND<5	ND<0.5	ND<0.5
	2/11/10	NS	NS	NS	NS	NS	NS	NS	NS	NS	NS	NS	NS	NS	NS
	5/6/10	180	3.3	3.7	13	20	ND<0.5	ND<0.5	ND<0.5	ND<0.5	ND<5	ND<50	ND<5	ND<0.5	ND<0.5
DW-5	12/9/09	15,000	140	25	200	960	ND<2.5	ND<2.5	ND<2.5	ND<2.5	ND<15	ND<250	ND<25	ND<2.5	ND<2.5
	2/11/10	1,600	37	2.5	36	21	ND<0.5	ND<0.5	ND<0.5	ND<0.5	ND<5	ND<80	ND<5	ND<0.5	ND<0.5
	5/4/10	2,100	69	2.9	41	18	ND<0.5	ND<0.5	ND<0.5	ND<0.5	ND<5	ND<80	ND<8	ND<0.5	ND<0.5
DW-6	12/9/09	6,200	33	4.3	100	43	9.7	ND<1	ND<1	ND<1	10	ND<100	ND<10	ND<1	ND<1
	2/11/10	4,800	18	3	44	15	14	ND<0.5	ND<0.5	ND<0.5	9.2	ND<80	ND<10	ND<0.5	ND<0.5
	5/4/10	4,600	13	3.5	29	17	5.6	ND<0.5	ND<0.5	ND<0.5	7.2	ND<80	ND<8	ND<0.5	ND<0.5
DW-7	12/9/09	10,000	500	20	310	110	160	ND<2	ND<2	ND<2	270	ND<200	ND<20	ND<2	ND<2
	2/12/10	12,000	590	23	440	120	190	ND<2	ND<2	2.4	290	ND<200	ND<20	ND<2	ND<2
	5/4/10	4,100	250	15	89	32	97	ND<0.5	ND<0.5	1.0	160	ND<80	ND<5	ND<0.5	ND<0.5

- (a) Total petroleum hydrocarbons as gasoline (TPHg), benzene, toluene, ethylbenzene, xylenes, methyl tert-butyl ether (MTBE), di-isopropyl ether (DIPE), ethyl tert-butyl ether (ETBE), tert-amyl methyl ether (TAME), tert-butyl alcohol (TBA), 1,2-dichloroethane (1,2-DCA), and 1,2-dibromoethane (EDB) analyzed by EPA Method 8260; reported in micrograms per liter (µg/l).
- (b) ND - Not detected at the reporting limit listed.
- (c) NS - Not sampled.

TABLE 3

**GROUNDWATER ANALYTICAL RESULTS - INJECTION WELLS
TESORO - LIVERMORE, 67076**

Monitoring Well	Sample Date	TPHg ^(a) (µg/l)	Benzene ^(a) (µg/l)	Toluene ^(a) (µg/l)	Ethylbenzene ^(a) (µg/l)	Total Xylenes ^(a) (µg/l)	MTBE ^(a) (µg/l)	DIPE ^(a) (µg/l)	ETBE ^(a) (µg/l)	TAME ^(a) (µg/l)	TBA ^(a) (µg/l)	Methanol ^(a) (µg/l)	Ethanol ^(a) (µg/l)	1,2-DCA ^(a) (µg/l)	EDB ^(a) (µg/l)
IP-1	7/23/08	62,000	2,100	6,800	2,700	11,000	16	ND<15 ^(b)	ND<15	ND<15	ND<70	ND<1,500	ND<150	ND<15	ND<15
	10/13/08	55,000	3,100	3,300	2,300	7,700	ND<15	ND<15	ND<15	ND<15	98	ND<1,500	ND<150	ND<15	ND<15
	5/5/10 ^(c)	33,000	900	1,500	1,400	5,000	ND<7	ND<7	ND<7	ND<7	ND<40	ND<700	ND<70	ND<7	ND<7
IP-2	7/23/08	5,500	160	43	130	350	10	ND<0.9	ND<0.9	ND<0.9	ND<5	ND<90	ND<9	ND<0.9	ND<0.9
	10/13/08	13,000	1,900	58	600	630	180	ND<0.9	ND<0.9	9.4	46	ND<90	ND<20	ND<0.9	ND<0.9
	5/5/10 ^(c)	2,700	66	220	61	240	3.3	ND<0.5	ND<0.5	ND<0.5	ND<5	ND<50	ND<5	ND<0.5	ND<0.5
IP-3	7/23/08	1,100	23	14	7.5	90	32	ND<0.5	ND<0.5	ND<0.5	32	ND<50	ND<5	ND<0.5	ND<0.5
	10/13/08	1,700	83	4.7	11	54	72	ND<0.5	ND<0.5	0.84	71	ND<50	ND<8	ND<0.5	ND<0.5
	5/5/10 ^(c)	430 ^(d)	6.4	22	4.9	21	3.9	ND<0.5	ND<0.5	ND<0.5	ND<5	ND<80	ND<5	ND<0.5	ND<0.5
IP-4	7/23/08	7,600	130	45	240	750	940	ND<1.5	ND<1.5	6.9	890	ND<150	ND<15	ND<1.5	ND<1.5
	10/13/08	4,200	110	11	78	310	3,700	ND<1.5	ND<1.5	7.1	15,000	ND<2,000	ND<15	ND<1.5	ND<1.5
	5/6/10 ^(c)	190	5.4	25	6.9	29	3.4	ND<0.5	ND<0.5	ND<0.5	ND<5	ND<50	ND<5	ND<0.5	ND<0.5
IP-5	7/23/08	2,000 ^(d)	3.0	17	5.1	31	4.4	ND<0.5	ND<0.5	ND<0.5	ND<5	ND<50	ND<5	ND<0.5	ND<0.5
	10/13/08	720	14	13	8.7	32	19	ND<0.5	ND<0.5	ND<0.5	26	ND<50	ND<5	ND<0.5	ND<0.5
	5/6/10 ^(c)	270	5.7	25	5.9	29	20	ND<0.5	ND<0.5	ND<0.5	ND<5	ND<80	ND<5	ND<0.5	ND<0.5
IP-6	7/23/08	4,400	260	78	98	340	180	ND<0.5	ND<0.5	1.6	190	ND<80	ND<9	ND<0.5	ND<0.5
	10/13/08	1,400	150	1.6	1.5	3.5	7.4	ND<0.5	ND<0.5	ND<0.5	10	ND<50	ND<50	ND<0.5	ND<0.5
	5/5/10 ^(c)	8,000 ^(d)	24	100	18	98	0.51	ND<0.5	ND<0.5	ND<0.5	ND<5	ND<80	ND<5	ND<0.5	ND<0.5
IP-7	7/23/08	4,200	190	12	99	190	49	ND<0.9	ND<0.9	1.1	58	ND<90	ND<9	ND<0.9	ND<0.9
	10/13/08	6,000	350	6.6	150	60	97	ND<0.9	ND<0.9	2.5	76	ND<90	ND<50	ND<0.9	ND<0.9
	5/5/10 ^(c)	33,000	49	62	38	69	14	ND<0.9	ND<0.9	ND<0.9	20	ND<90	ND<9	ND<0.9	ND<0.9
IP-8	12/16/08	120,000	7,800	20,000	3,500	16,000	ND<40	ND<40	ND<40	ND<40	ND<200	ND<4,000	ND<400	ND<40	ND<40
	5/5/10 ^(c)	83,000	3,900	13,000	2,400	14,000	ND<25	ND<25	ND<25	ND<25	ND<150	ND<2,500	ND<250	ND<25	ND<25
IP-9	12/16/08	110,000	7,800	23,000	2,800	16,000	ND<40	ND<40	ND<40	ND<40	ND<200	ND<4,000	ND<400	ND<40	ND<40
	5/5/10 ^(c)	92,000	6,000	19,000	2,500	14,000	ND<40	ND<40	ND<40	ND<40	ND<200	ND<4,000	ND<400	ND<40	ND<40

TABLE 3

GROUNDWATER ANALYTICAL RESULTS - INJECTION WELLS
TESORO - LIVERMORE, 67076

Monitoring Well	Sample Date	TPHg ^(a) (µg/l)	Benzene ^(a) (µg/l)	Toluene ^(a) (µg/l)	Ethylbenzene ^(a) (µg/l)	Total Xylenes ^(a) (µg/l)	MTBE ^(a) (µg/l)	DIPE ^(a) (µg/l)	ETBE ^(a) (µg/l)	TAME ^(a) (µg/l)	TBA ^(a) (µg/l)	Methanol ^(a) (µg/l)	Ethanol ^(a) (µg/l)	1,2-DCA ^(a) (µg/l)	EDB ^(a) (µg/l)
IP-10	2/11/09	8,100	29	58	170	1,200	ND<1.5	ND<1.5	ND<1.5	ND<1.5	ND<7	ND<150	ND<20	ND<1.5	ND<1.5
	5/3/10 ^(c)	3,600	73	80	140	240	ND<0.5	ND<0.5	ND<0.5	ND<0.5	ND<5	ND<50	ND<20	ND<0.5	ND<0.5

- (a) Total petroleum hydrocarbons as gasoline (TPHg), benzene, toluene, ethylbenzene, xylenes, methyl tert-butyl ether (MTBE), di-isopropyl ether (DIPE), ethyl tert-butyl ether (ETBE), tert-amyl methyl ether (TAME), tert-butyl alcohol (TBA), 1,2-dichloroethane (1,2-DCA), and 1,2-dibromoethane (EDB) analyzed by EPA Method 8260; reported in micrograms per liter (µg/l).
- (b) ND - Not detected at the reporting limit listed.
- (c) Baseline remediation system values.
- (d) Primarily compounds not found in typical Gasoline.

TABLE 4
SOIL VAPOR ANALYTICAL RESULTS
TESORO - LIVERMORE, 67076

Sample Location	Sample Date	TPHg ^(a) (µg/l)	Benzene ^(a) (µg/l)	Toluene ^(a) (µg/l)	Ethylbenzene ^(a) (µg/l)	Total Xylenes ^(a) (µg/l)	MTBE ^(a) (µg/l)	TBA ^(a) (µg/l)	Oxygen ^(b)	Carbon Dioxide ^(b)
MW-1	6/24/10	NS ^(c)	NS	NS	NS	NS	NS	NS	NS	NS
MW-11	6/24/10	2,300	13	10	7.4	20.5	ND<0.1 ^(d)	ND<1.0	16	4.29
TP-1	6/24/10	350	0.15	0.25	0.46	1.11	ND<0.1	ND<1.0	21.7	ND<0.5
TP-2	6/24/10	3,600	24	0.59	27	28.1	18	ND<1.0	20.3	0.93
VW-2	6/24/10	3,100	0.91	0.68	1.8	2.1	ND<0.1	ND<1.0	17	2.96
VW-3	6/24/10 ^(e)	120	0.33	ND<0.2	1.8	2.32	ND<0.1	ND<1.0	21.9	ND<0.5

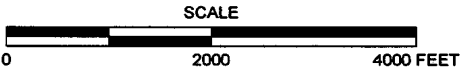
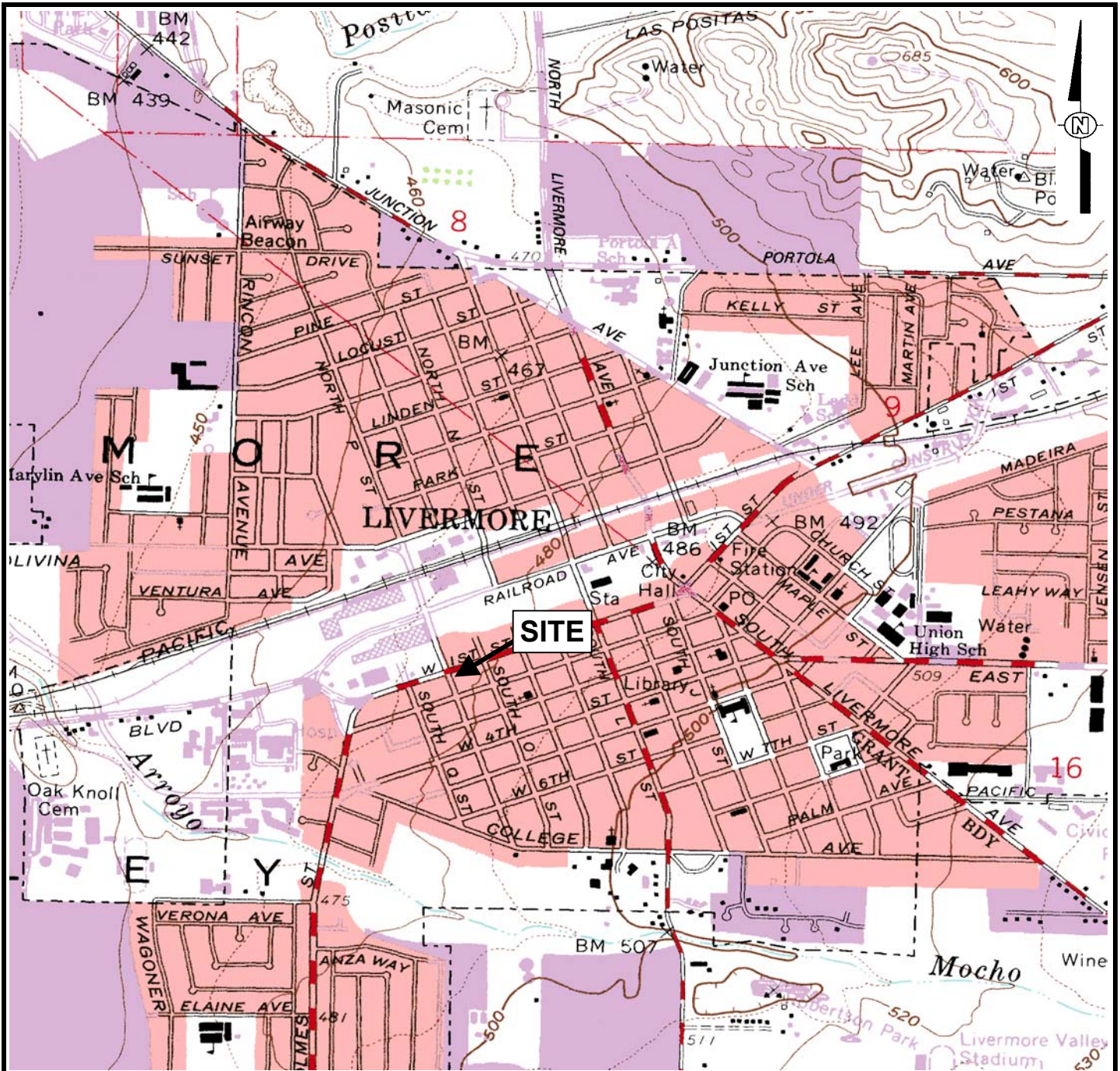
(a) Total petroleum hydrocarbons as gasoline (TPHg), benzene, toluene, ethylbenzene, total xylenes, methyl tert-butyl ether (MTBE), and tert-butyl alcohol (TBA) analyzed using EPA Method 8260.

(b) Results are in % by volume.

(c) NS - Not sampled. A sample was not collected due to a submerged screen.

(d) ND - Not detected at the reporting limit listed.

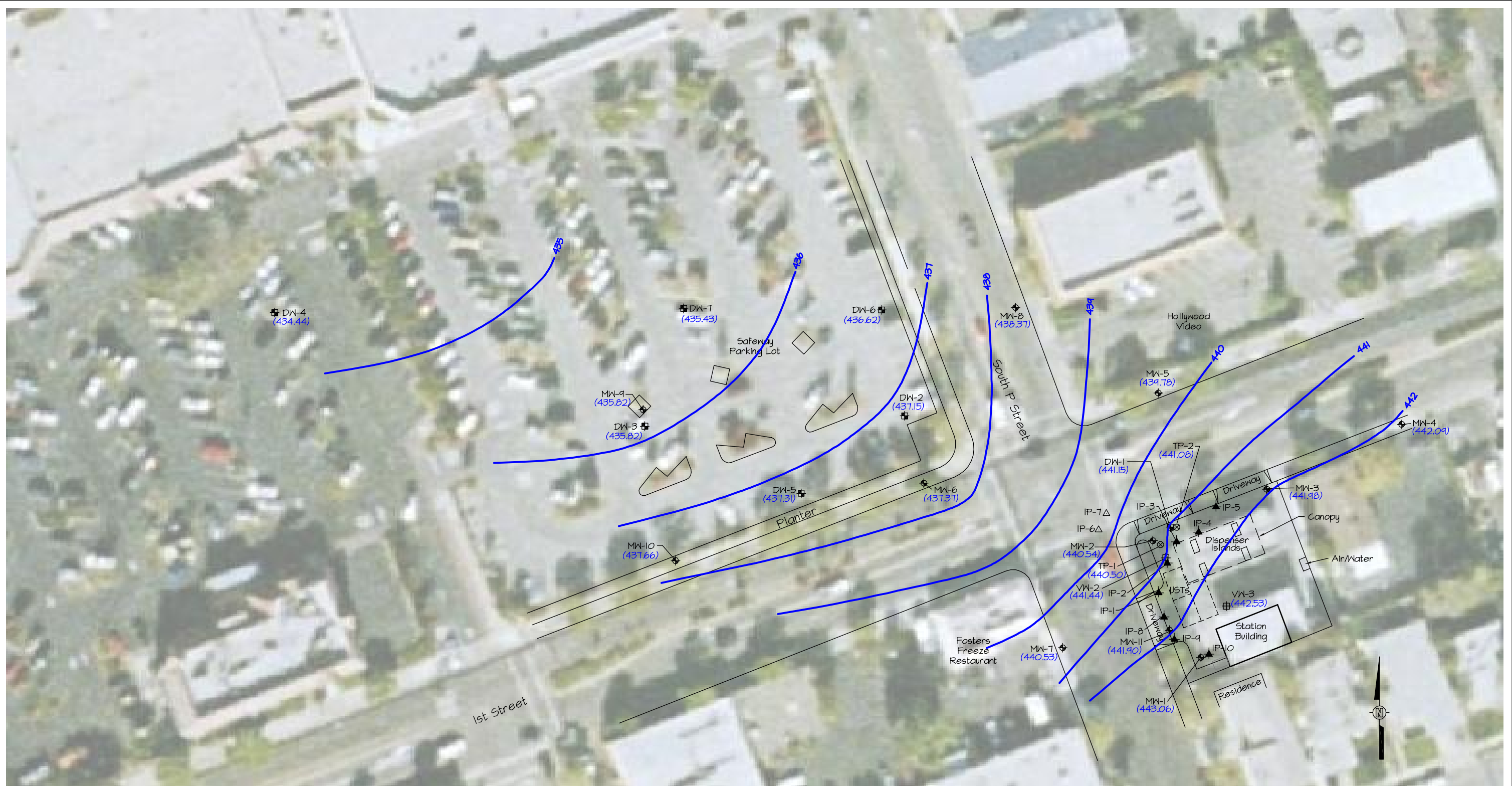
(e) Duplicate sample also collected; highest value presented in table (see laboratory report for results).



REFERENCE
 7.5 MINUTE USGS TOPOGRAPHIC MAP OF
 LIVERMORE, CALIFORNIA QUADRANGLE
 DATE: 1961, PHOTOREVISED 1980
 SCALE = 1:24,000

ARCTOS ENVIRONMENTAL			
TESORO - LIVERMORE			
SITE LOCATION MAP			
PROJECT NO. 01LV	DRAWN BY MP	CHECKED BY MP	APPROVED BY JG
FILE NO. Site Map.xls		FIGURE 1	

01LV11B-20408.dwg
6/24/2010 1:19PM

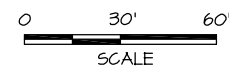


Legend

- MN-7 Groundwater Monitoring Well With Groundwater Elevation (Feet, MSL) Measured 3 May 2010
- DW-1 Deep Groundwater Monitoring Well with Groundwater Elevation (Feet, MSL) Measured 3 May 2010
- IP-1 Injection Well

- IP-6 Angled Injection Well Screen Location
- VN-2 Vapor Extraction Well
- TP-2 Temporary Monitoring Well

442 Groundwater Elevation Contour



REVISION	NO.	BY	DATE	DESCRIPTION
	3	MY	4/30/09	First Quarter 2009 Monitoring Report
	4	MY	8/19/09	Second Quarter 2009 Monitoring Report
	5	MY	11/19/09	Third Quarter 2009 Monitoring Report
	6	MY	2/19/10	Fourth Quarter 2009 Monitoring Report
	7	MY	5/19/10	First Quarter 2010 Monitoring Report
	8	MY	8/19/10	Second Quarter 2010 Monitoring Report

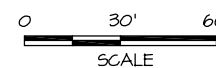
ARCTOS ENVIRONMENTAL			
TESORO - LIVERMORE			
GROUNDWATER ELEVATION CONTOURS			
PROJECT NO. OILV	DRAWN BY MY	CHECKED BY MP	APPROVED BY JPG
FILE NO. OILV11B-20408.DWG		FIGURE 2	



Legend

- MW-7 Groundwater Monitoring Well with 11 and 12 February and 3 to 6 May 2010 Total Petroleum Hydrocarbons as Gasoline (TPHg) Results in µg/L
- DW-1 Deep Groundwater Monitoring Well with 11 and 12 February and 3 to 6 May 2010 TPHg Results in µg/L
- IP-1 Injection Well
- IP-6 Angled Injection Well Screen Location

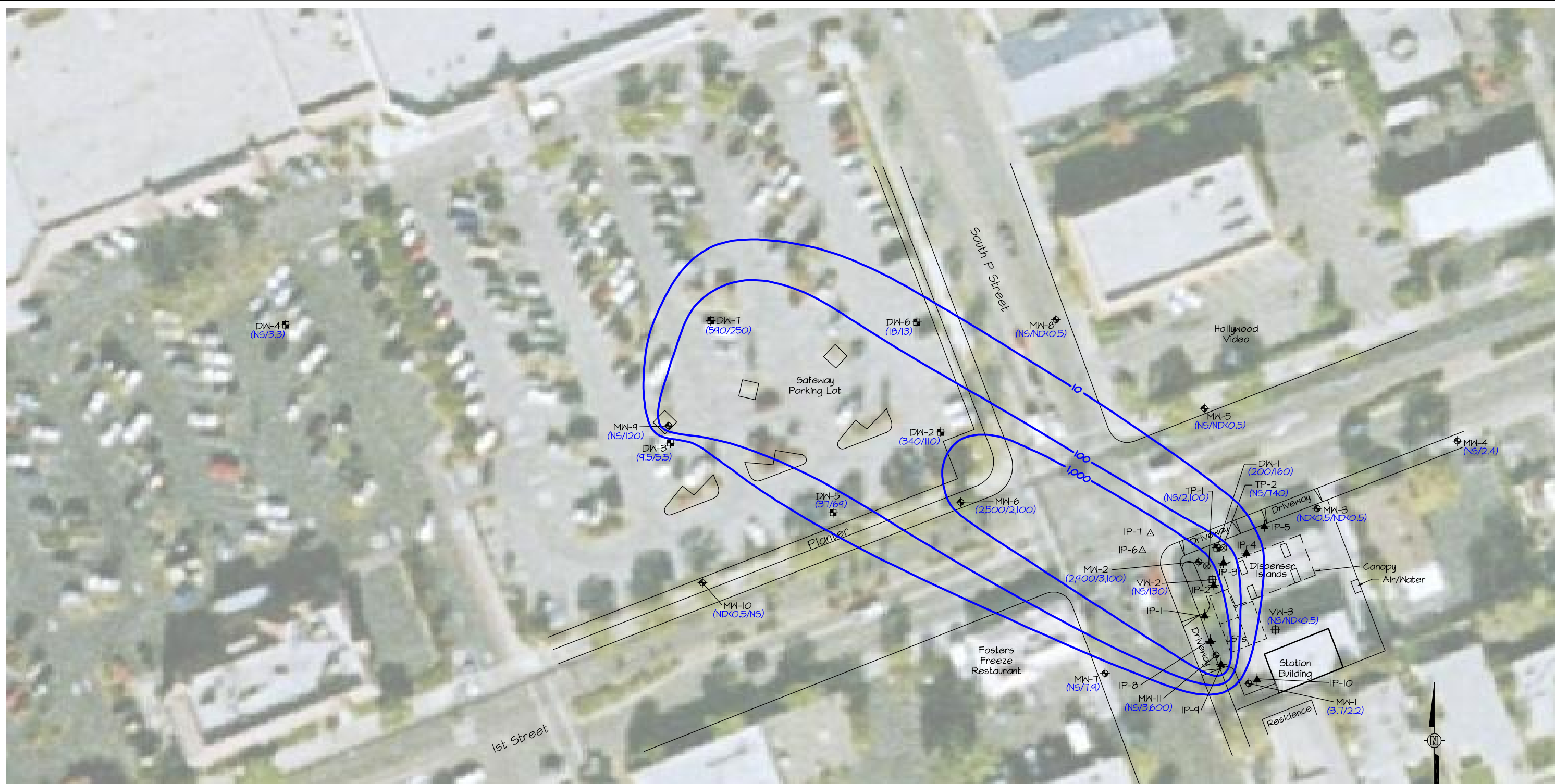
- VW-2 Vapor Extraction Well with 11 and 12 February and 3 to 6 May 2010 TPHg Results in µg/L
- TP-2 Temporary Monitoring Well with 11 and 12 February and 3 to 6 May 2010 TPHg Results in µg/L
- 1000 TPHg Concentration Contour (µg/L), Queried Where Uncertain
- ND Not Detected
- NS Not Sampled
- (1,300/710) Previous Quarter/Current Quarter TPHg Results in µg/L



REVISION	NO.	BY	DATE	DESCRIPTION	
8	4	MY	8/19/09	Second Quarter 2009 Monitoring Report	
	5	MY	11/19/09	Third Quarter 2009 Monitoring Report	
	6	MY	2/19/10	Fourth Quarter 2009 Monitoring Report	
	7	MY	5/19/10	First Quarter 2010 Monitoring Report	
	8	MY	8/19/10	Second Quarter 2010 Monitoring Report	
	REVISIONS				
	NO. BY DATE DESCRIPTION				

ARCTOS ENVIRONMENTAL			
TESORO - LIVERMORE			
TPHg CONCENTRATION CONTOURS			
PROJECT NO. OILV	DRAWN BY MY	CHECKED BY MP	APPROVED BY JPG
FILE NO. OILVIB-20508.DWG		FIGURE 3	

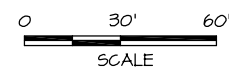
6/24/2010 1:20PM 01LV11B-20508.dwg



Legend

- MW-7 ◆ Groundwater Monitoring Well with 11 and 12 February and 3 to 6 May 2010 Benzene Results in µg/L
- DW-1 ◆ Deep Groundwater Monitoring Well with 11 and 12 February and 3 to 6 May 2010 Benzene Results in µg/L
- IP-1 ▲ Injection Well
- IP-6 △ Angled Injection Well Screen Location

- VW-2 ⊞ Vapor Extraction Well with 11 and 12 February and 3 to 6 May 2010 Benzene Results in µg/L
- TP-2 ⊗ Temporary Monitoring Well with 11 and 12 February and 3 to 6 May 2010 Benzene Results in µg/L
- 1,000 — Benzene Concentration Contour (µg/L), Queried Where Uncertain
- ND Not Detected
- NS Not Sampled
- (3.7/2.2) Previous Quarter/Current Quarter Benzene Results in µg/L



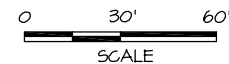
REVISION	REVISIONS			
	NO.	BY	DATE	DESCRIPTION
8	4	MY	8/19/09	Second Quarter 2009 Monitoring Report
	5	MY	11/19/09	Third Quarter 2009 Monitoring Report
	6	MY	2/19/10	Fourth Quarter 2009 Monitoring Report
	7	MY	5/19/10	First Quarter 2010 Monitoring Report
	8	MY	8/19/10	Second Quarter 2010 Monitoring Report

ARCTOS ENVIRONMENTAL			
TESORO - LIVERMORE			
BENZENE CONCENTRATION CONTOURS			
PROJECT NO. OILV	DRAWN BY MY	CHECKED BY MP	APPROVED BY JPG
FILE NO. OILVIB-20608.DWG		FIGURE 4	



- Legend**
- MN-7 Groundwater Monitoring Well with 11 and 12 February and 3 to 6 May 2010 Methyl Tert-Butyl Ether (MTBE) Results in µg/L
 - DW-1 Deep Groundwater Monitoring Well with 11 and 12 February and 3 to 6 May 2010 MTBE Results in µg/L
 - IP-1 Injection Well
 - IP-6 Angled Injection Well Screen Location

- VN-2 Vapor Extraction Well with 11 and 12 February and 3 to 6 May 2010 MTBE Results in µg/L
- TP-2 Temporary Monitoring Well with 11 and 12 February and 3 to 6 May 2010 MTBE Results in µg/L
- ND Not Detected
- NS Not Sampled
- (ND<0.5/ND<0.5) Previous Quarter/Current Quarter MTBE Results in µg/L
- 1000 MTBE Concentration Contour (µg/L), Queried Where Uncertain

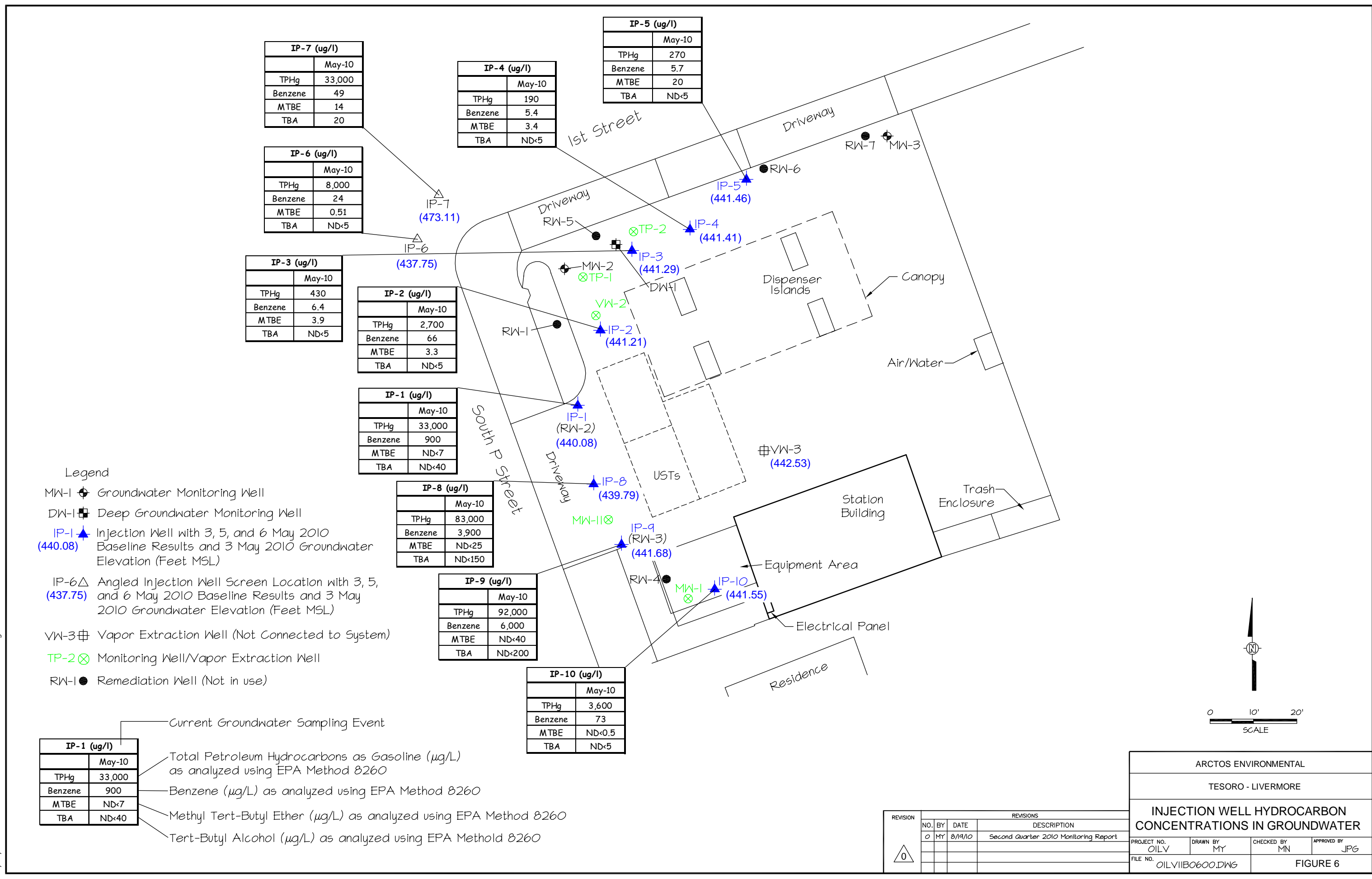


REVISION	REVISIONS			
	NO.	BY	DATE	DESCRIPTION
8	4	MY	8/19/09	Second Quarter 2009 Monitoring Report
	5	MY	11/19/09	Third Quarter 2009 Monitoring Report
	6	MY	2/19/10	Fourth Quarter 2009 Monitoring Report
	7	MY	5/19/10	First Quarter 2010 Monitoring Report
	8	MY	8/19/10	Second Quarter 2010 Monitoring Report

ARCTOS ENVIRONMENTAL			
TESORO - LIVERMORE			
MTBE CONCENTRATION CONTOURS			
PROJECT NO. OILV	DRAWN BY MY	CHECKED BY MP	APPROVED BY JPG
FILE NO. OILV11B-20708.DWG		FIGURE 5	

6/22/2010 4:02PM 01LV11B-20708.dwg

01LV11B0600.dwg
7/7/2010 3:37PM



- Legend**
- MW-1 Groundwater Monitoring Well
 - DW-1 Deep Groundwater Monitoring Well
 - IP-1 Injection Well with 3, 5, and 6 May 2010 Baseline Results and 3 May 2010 Groundwater Elevation (Feet MSL)
 - IP-6 Angled Injection Well Screen Location with 3, 5, and 6 May 2010 Baseline Results and 3 May 2010 Groundwater Elevation (Feet MSL)
 - VW-3 Vapor Extraction Well (Not Connected to System)
 - TP-2 Monitoring Well/Vapor Extraction Well
 - RW-1 Remediation Well (Not in use)

Current Groundwater Sampling Event

IP-1 (ug/l)	
	May-10
TPHg	33,000
Benzene	900
MTBE	ND<7
TBA	ND<40

- Total Petroleum Hydrocarbons as Gasoline ($\mu\text{g/L}$) as analyzed using EPA Method 8260
- Benzene ($\mu\text{g/L}$) as analyzed using EPA Method 8260
- Methyl Tert-Butyl Ether ($\mu\text{g/L}$) as analyzed using EPA Method 8260
- Tert-Butyl Alcohol ($\mu\text{g/L}$) as analyzed using EPA Method 8260

IP-7 (ug/l)	
	May-10
TPHg	33,000
Benzene	49
MTBE	14
TBA	20

IP-4 (ug/l)	
	May-10
TPHg	190
Benzene	5.4
MTBE	3.4
TBA	ND<5

IP-5 (ug/l)	
	May-10
TPHg	270
Benzene	5.7
MTBE	20
TBA	ND<5

IP-6 (ug/l)	
	May-10
TPHg	8,000
Benzene	24
MTBE	0.51
TBA	ND<5

IP-3 (ug/l)	
	May-10
TPHg	430
Benzene	6.4
MTBE	3.9
TBA	ND<5

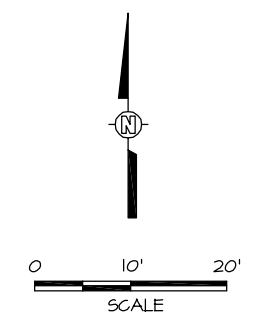
IP-2 (ug/l)	
	May-10
TPHg	2,700
Benzene	66
MTBE	3.3
TBA	ND<5

IP-1 (ug/l)	
	May-10
TPHg	33,000
Benzene	900
MTBE	ND<7
TBA	ND<40

IP-8 (ug/l)	
	May-10
TPHg	83,000
Benzene	3,900
MTBE	ND<25
TBA	ND<150

IP-9 (ug/l)	
	May-10
TPHg	92,000
Benzene	6,000
MTBE	ND<40
TBA	ND<200

IP-10 (ug/l)	
	May-10
TPHg	3,600
Benzene	73
MTBE	ND<0.5
TBA	ND<5



REVISION	REVISIONS			
	NO.	BY	DATE	DESCRIPTION
0	MY	8/19/10	Second Quarter 2010 Monitoring Report	

ARCTOS ENVIRONMENTAL			
TESORO - LIVERMORE			
INJECTION WELL HYDROCARBON CONCENTRATIONS IN GROUNDWATER			
PROJECT NO. OILV	DRAWN BY MY	CHECKED BY MN	APPROVED BY JPG
FILE NO. OILV11B0600.DWG		FIGURE 6	

ATTACHMENT A
GROUNDWATER SAMPLING QA/QC PROCEDURES

ATTACHMENT A

GROUNDWATER SAMPLING QA/QC PROCEDURES

Monitoring Plan

In accordance with the California State Water Resources Control Board's (SWRCB) Resolution No. 2009-0042, referenced in ACEH's 23 July 2009 letter to Tesoro, Arctos proposed to reduce the monitoring and sampling frequency to semiannually in the second quarter 2009 status report. Select wells will continue to be monitored quarterly to assess the effectiveness of the planned groundwater remediation system according to the following groundwater monitoring plan:

Well Designation	Location	Sampling Frequency
MW-1, MW-3, and MW-11	Upgradient	Quarterly
MW-2 and DW-1	Source area	
MW-6, DW-2, DW-3, DW-5, DW-6, and DW-7	Downgradient	
MW-4 and VW-3	Upgradient	Semiannually (2nd and 4th quarters)
TP-1, TP-2, and VW-2	Source area	
MW-5 and MW-7	Cross gradient	
MW-8, MW-9, MW-10, and DW-4	Downgradient	

Analytical Plan

The groundwater samples were analyzed by Kiff Analytical LLC (Kiff), a State-certified laboratory in Davis, California, for total petroleum hydrocarbons as gasoline (TPHg); benzene, toluene, ethylbenzene, and total xylenes (BTEX); methyl tert-butyl ether (MTBE); and other oxygenates using EPA Method 8260B.

Arctos, as Tesoro's Authorized Responsible Party for the site, also electronically submitted the groundwater monitoring results to the State Water Resources Control Board (SWRCB). The data were submitted in the State-mandated Electronic Data Format (EDF), in accordance with Assembly Bill 2886 requirements for underground storage tank (UST) sites in California.

Purge-and-Bail Sampling Procedures

The depth to groundwater and total well depth were measured before sampling using an electronic water well sounder. The sequence of well sampling depended on the level of contamination in each well, if known, and was determined before sampling. Sampling occurred beginning at the well with the lowest contaminant concentration and ending at the well with the highest contaminant concentration. Before sampling, at least 3 casing volumes were purged from each monitoring well using a submersible pump. Throughout

purging, pH, conductivity, turbidity, and temperature were measured and recorded for the evacuated groundwater. These measurements were used to confirm that the well was purged sufficiently. Water samples were generally collected after the measurements of pH, conductivity, and temperature had stabilized to within 10 percent of the previous readings. Copies of the well purging and sampling logs are provided in Attachment B.

Sampling was performed with a new 1-1/2-inch-diameter disposable polyethylene bailer suspended from new nylon line. The bailer was equipped with a bottom-release device. Groundwater was collected with the bailer from just below the water surface in each monitoring well. Water samples were collected from the bailers in new 40-milliliter glass bottles provided by the analytical laboratory. The samples were collected so that no headspace was present in each bottle. The preservatives necessary for the analyses performed were provided in the glass bottles by the analytical laboratory.

The collected water samples were placed in sealable plastic bags and packed on ice in a portable ice chest immediately after collection. Samples were delivered within 24 to 48 hours to the analytical laboratory. Additional QA/QC procedures, including the use of sample identification labels and chain-of-custody forms, were followed to track sample collection and delivery.

General Field Quality Assurance/Control (QA/QC) Procedures

Chain-of-Custody Records

Chain-of-custody records were completed before samples were packaged for shipment. One copy of these records was placed in the project file. A second copy accompanied samples during transportation to the laboratory. The individual in the analytical laboratory who accepted responsibility for samples signed and dated the chain-of-custody record.

Equipment Decontamination Procedures

Field equipment was decontaminated between sampling events using the following procedures:

1. Rinsed with water using a brush to remove soil and mud.
2. Washed with non-phosphate detergent and water using a brush.
3. Rinsed with deionized or distilled water.
4. Rinsed again with deionized or distilled water.
5. Air dried.

Personal Decontamination Procedures

At a minimum, field personnel followed the following decontamination procedures:

1. Wore appropriate gloves.
2. Washed hands thoroughly with soap and water.
3. Avoided unnecessary contact with groundwater.

The site health and safety plan was reviewed for site-specific personal decontamination procedures.

Wastewater and Solid Waste Storage and Disposal

Small volumes of used wash and rinse solutions were collected during field work and transported to a central decontamination area. This wastewater was stored in a holding tank. The Project Manager determined the appropriate disposal method for this wastewater. Waste manifests for this quarter are in Attachment G.

Solid wastes such as used personal protective equipment, paper towels, trash bags, and any other solid debris were collected for disposal. Because the sampled groundwater was not a hazardous waste, the solid wastes were disposed with the onsite trash.

Field Investigation Documentation Procedures

Field personnel followed documentation procedures developed for site investigation work. The procedures served to (1) provide a record of the activities performed in the field and (2) permit identification of samples and tracking of their status in the field, during shipment, and at the laboratory. All documentation was recorded with waterproof ink. Groundwater sampling activities were documented on daily field reports and on well purge and sample logs.

Health and Safety

Arctos used a site-specific health and safety plan (HSP) with procedures that were followed by field personnel for equipment safety, medical surveillance, personal protection, air quality monitoring, exposure control, emergency response, and general work practices during field activities. Before beginning work at the site, a site safety meeting was conducted. Field personnel reviewed the HSP and signed the accompanying acknowledgment form before initiating field activities. Field personnel were required to comply with the HSP throughout performance of site assessment activities.

Analytical QA/QC Procedures

Laboratory analytical QA/QC procedures included (1) preparing and analyzing laboratory samples to assess the performance of the analytical laboratory and (2) conducting data validation in accordance with the protocols described below. QC samples prepared by the laboratory included method blanks, matrix spike and matrix spike duplicates, and laboratory control samples.

The laboratory results were reviewed in general accordance with EPA guidelines for data validation. The data validation process included reviewing laboratory results for the following parameters:

- Completeness of the data package
- Compliance with EPA-required holding times
- Agreement of dilution factors with reported detection limits
- Presence or absence of analytes in the method blanks
- Agreement of duplicate samples
- Percent recovery and relative percent difference results for matrix spike and matrix spike duplicate analyses
- Percent recovery results for laboratory control samples.

ATTACHMENT B
FIELD DATA SHEETS

Field Data Sheet

Date: 5/3/2010

Project Name: Tesoro #67076

Project Number: 01LV

Technician: C. Young

Location: Livermore, CA

Global ID : T0600101410

Well ID	Casing Diameter	Total Depth	DTP	DTW	Thickness	Comments
MW-1	4"	54.55	-	31.23	-	
MW-2	4"	54.1	-	32.44	-	
MW-3	4"	52.9	-	31.39	-	
MW-4	2"	46.8	-	31.55	-	
MW-5	2"	46.27	-	32.89	-	
MW-6	2"	47.65	-	34.56	-	
MW-7	2"	46.8	-	31.8	-	
MW-8	2"	44.5	-	32.81	-	
MW-9	2"	44.58	-	34.96	-	
MW-10	2"	45.1	-	33.97	-	
MW-11	4"	42.85	-	31.36	-	
DW-1	4"	64.75	-	31.7	-	
DW-2	4"	59.84	-	34.46	-	
DW-3	4"	59.74	-	34.51	-	
DW-4	4"	70.04	-	34.04	-	
DW-5	4"	59.8	-	34.55	-	
DW-6	4"	60.15	-	35.15	-	
DW-7	4"	65.2	-	34.64	-	
TP-1	2"	43.22	-	32.32	-	
TP-2	2"	41.21	-	31.85	-	
VW-2	2"	36.78	-	31.84	-	
VW-3	2"	36.34	-	31.85	-	

Groundwater Sampling Form

Project Name:	Tesoro #67076	Project Number:	01LV
Location:	Livermore, CA	Date:	5/5/10
Well Number:	MW-1	Well Integrity:	Good
Technician:	C.Young / A. Carothers	Ambient Conditions:	Sunny

Well Volume Calculation					
Well Casing Diameter (in.)	Total Well Depth	Depth To Ground-water (GW)	Linear Feet of GW	Gallons Per Linear Foot	1 Well Volume (gal.)
2	-	=	X	0.17	=
3	-	=	X	0.38	=
4	54.55-	31.23=	23.32X	0.66	15.39
4.5	-	=	X	0.83	=
6	-	=	X	1.5	=

Groundwater Surface Inspection

Floating Product (ft)(in.): No
 Sheen/Iridescence: No
 Odor: No

Groundwater Purging Purge Method

Submersible Pump Honda Pump Hand Bail Grab Sample

Volumes Purged	Volume Purge (gal.)	Time	Conductivity (uS/cm)	tds (ppm)	ORP	DO %	pH	Temp.(°F)
0	Int.	807	891	446	-97.1	-	7.56	63.85
1	15.5	812	852	426	-83.2	-	7.08	66.14
2	31	815	921	460	-83	-	6.89	67.23
3	46.5	820	893	447	-85.6	-	6.91	67.08
4								
5								
6								
7								
8								
9								
10								

Groundwater Sampling

Water Level Recovery:	Depth to GW (ft.)	Sample Containers:
(I) Initially	31.23	250 ml polypropylene
(P) After Purging	44.74	1 liter(L), amber glass
P- 0.8(P-I) =	33.93	80% Recovery
(S) Before Sampling	33.93	40ml VOA
(P-S) / (P-) X 100 =	80	% Total Recovery
		250 ml glass
		125 ml polypropylene
Sample Date :	5/5/10	Time: <u> 8:42 </u>
Sampling Equipment :	Disposable Bailer	
Calibrate Date:	5/3/10	
Comments:		

Groundwater Sampling Form

Project Name: Tesoro #67076 **Project Number:** 01LV
Location: Livermore, CA **Date:** 5/3/10
Well Number: MW-2 **Well Integrity:** Good
Technician: C.Young / A. Carothers **Ambient Conditions:** Sunny

Well Volume Calculation						
Well Casing Diameter (in.)	Total Well Depth	Depth To Ground-water (GW)	Linear Feet of GW	Gallons Per Linear Foot	1 Well Volume (gal.)	
2	-	=	X	0.17	=	
3	-	=	X	0.38	=	
4	54.10-	32.44=	21.66X	0.66	14.29	
4.5	-	=	X	0.83	=	
6	-	=	X	1.5	=	

Groundwater Surface Inspection

Floating Product (ft)(in.): No **Sheen/Iridescence:** No **Odor:** Yes

Groundwater Purging Purge Method

Submersible Pump **Honda Pump** **Hand Bail** **Grab Sample**

Volumes Purged	Volume Purge (gal.)	Time	Conductivity (uS/cm)	tds (ppm)	ORP	DO %	pH	Temp.(°F)
0	Int.	1503	943	471	-162.7	-	7.18	74.25
1	14.5	1508	913	456	-165	-	6.97	74.04
2	29	1513	906	453	-181.9	-	7.01	73.75
3	43.5	1518	906	453	-184.9	-	7.03	74.31
4								
5								
6								
7								
8								
9								
10								

Groundwater Sampling

Water Level Recovery: **Depth to GW (ft.)** **Sample Containers:**

(I) Initially	32.44			500 ml polypropylene
(P) After Purging	32.6			1 liter(L), amber glass
P- 0.8(P-I) =	33.48	80% Recovery		40ml VOA
(S) Before Sampling	33.48			250 ml glass
(P-S) / (P-) X 100 =	80	% Total Recovery		250 ml polypropylene

Sample Date : 5/3/10 **Time:** 15:40 **Turbidity (NTU):** 47.4
Sampling Equipment : Disposable Bailer
Calibrate Date: 5/3/10

Comments: _____

Groundwater Sampling Form

Project Name:	Tesoro #67076	Project Number:	01LV
Location:	Livermore, CA	Date:	5/6/10
Well Number:	MW-3	Well Integrity:	Good
Technician:	C.Young / A. Carothers	Ambient Conditions:	Sunny

Well Volume Calculation						
Well Casing Diameter (in.)	Total Well Depth	Depth To Ground-water (GW)	Linear Feet of GW	Gallons Per Linear Foot	1 Well Volume (gal.)	
2	-	=	X	0.17	=	
3	-	=	X	0.38	=	
4	52.90-	31.39=	21.51X	0.66	=	14.19
4.5	-	=	X	0.83	=	
6	-	=	X	1.5	=	

Groundwater Surface Inspection

Floating Product (ft)(in.): No Sheen/Iridescence: No Odor: No

Groundwater Purging Purge Method

Submersible Pump Honda Pump Hand Bail Grab Sample

Volumes Purged	Volume Purge (gal.)	Time	Conductivity (uS/cm)	tds (ppm)	ORP	DO %	pH	Temp.(°F)
0	Int.	733	858	429	-25.3	-	7.07	65.05
1	14.5	736	884	447	-24.3	-	6.95	67.88
2	29	741	867	434	-24.3	-	6.85	67.61
3	43.5	746	889	445	-19.4	-	6.83	67.63
4								
5								
6								
7								
8								
9								
10								

Groundwater Sampling

Water Level Recovery:	Depth to GW (ft.)	Sample Containers:
(I) Initially	31.39	250 ml polypropylene
(P) After Purging	37.7	1 liter(L), amber glass
P- 0.8(P-I) =	32.65 80% Recovery	40ml VOA
(S) Before Sampling	32.65	250 ml glass
(P-S) / (P-) X 100 =	80 % Total Recovery	125 ml polypropylene
		No. Preservation
		5 HCL

Sample Date : 5/6/10 Time: 7:53 Turbidity (NTU): 100

Sampling Equipment : Disposable Bailer

Calibrate Date: 5/3/10

Comments: _____

Groundwater Sampling Form

Project Name: Tesoro #67076 **Project Number:** 01LV
Location: Livermore, CA **Date:** 5/4/10
Well Number: MW-4 **Well Integrity:** Good
Technician: C.Young / A. Carothers **Ambient Conditions:** Sunny

Well Volume Calculation					
Well Casing Diameter (in.)	Total Well Depth	Depth To Ground-water (GW)	Linear Feet of GW	Gallons Per Linear Foot	1 Well Volume (gal.)
2	46.80-	31.55=	15.25X	0.17	2.59
3	-	=	X	0.38	=
4	-	=	X	0.66	=
4.5	-	=	X	0.83	=
6	-	=	X	1.5	=

Groundwater Surface Inspection

Floating Product (ft)(in.): No **Sheen/Iridescence:** No **Odor:** No

Groundwater Purging Purge Method

Submersible Pump **Honda Pump** **Hand Bail** **Grab Sample**

Volumes Purged	Volume Purge (gal.)	Time	Conductivity (uS/cm)	tds (ppm)	ORP	DO %	pH	Temp.(°F)
0	Int.	819	958	479	-3.1	-	7.35	62.67
1	3	823	974	488	-9.6	-	7.14	65.93
2	6	826	980	490	-20.1	-	7.05	68.81
3	9	830	1007	504	-29.8	-	7.02	68.14
4								
5								
6								
7								
8								
9								
10								

Groundwater Sampling

Water Level Recovery:

Depth to GW (ft.)

(I) Initially 31.55
 (P) After Purging 39.11
 P- 0.8(P-I) = 33.06 80% Recovery
 (S) Before Sampling 33.06
 (P-S) / (P-) X 100 = 80 % Total Recovery

Sample Containers:

	No.	Preservation
500 ml polypropylene	1	None
1 liter(L), amber glass		
40ml VOA	7	HCL
250 ml glass	1	H2S04
250 ml polypropylene	2	None

Sample Date : 5/4/10 **Time:** 8:42 **Turbidity (NTU):** 258

Sampling Equipment : Disposable Bailer

Calibrate Date: 5/3/10

Comments: Re-sampled for Ferrous Iron @ 10:00 5/5/10

Groundwater Sampling Form

Project Name:	Tesoro #67076	Project Number:	01LV
Location:	Livermore, CA	Date:	5/6/10
Well Number:	MW-5	Well Integrity:	Good
Technician:	C.Young / A. Carothers	Ambient Conditions:	Sunny

Well Volume Calculation					
Well Casing Diameter (in.)	Total Well Depth	Depth To Ground-water (GW)	Linear Feet of GW	Gallons Per Linear Foot	1 Well Volume (gal.)
2	46.27-	32.89=	13.38X	0.17	2.27
3	-	=	X	0.38	=
4	-	=	X	0.66	=
4.5	-	=	X	0.83	=
6	-	=	X	1.5	=

Groundwater Surface Inspection

Floating Product (ft)(in.): No
 Sheen/Iridescence: No
 Odor: No

Groundwater Purging Purge Method

Submersible Pump Honda Pump Hand Bail Grab Sample

Volumes Purged	Volume Purge (gal.)	Time	Conductivity (uS/cm)	tds (ppm)	ORP	DO %	pH	Temp.(°F)
0	Int.	817	1103	552	-81.2	-	6.97	67.31
1	2.5	821	1185	593	-54.6	-	6.62	66.8
2	5	825	1179	589	-53	-	6.6	67.52
3	7.5	831	1172	586	-57.8	-	6.63	64.95
4								
5								
6								
7								
8								
9								
10								

Groundwater Sampling

Water Level Recovery: Depth to GW (ft.)	Sample Containers:
(I) Initially <u>32.89</u>	250 ml polypropylene <u> </u> <u> </u>
(P) After Purging <u>34.2</u>	1 liter(L), amber glass <u> </u> <u> </u>
P- 0.8(P-I) = <u>33.15</u> 80% Recovery	40ml VOA <u>5</u> <u>HCL</u>
(S) Before Sampling <u>33.15</u>	250 ml glass <u> </u> <u> </u>
(P-S) / (P-) X 100 = <u>80</u> % Total Recovery	125 ml polypropylene <u> </u> <u> </u>

Sample Date : 5/6/10 Time: 8:53 Turbidity (NTU): 113
 Sampling Equipment : Disposable Bailer
 Calibrate Date: 5/3/10

Comments: _____

Groundwater Sampling Form

Project Name:	<u>Tesoro #67076</u>	Project Number:	<u>01LV</u>
Location:	<u>Livermore, CA</u>	Date:	<u>5/4/10</u>
Well Number:	<u>MW-6</u>	Well Integrity:	<u>Good</u>
Technician:	<u>C.Young / A. Carothers</u>	Ambient Conditions:	<u>Sunny</u>

Well Volume Calculation					
Well Casing Diameter (in.)	Total Well Depth	Depth To Ground-water (GW)	Linear Feet of GW	Gallons Per Linear Foot	1 Well Volume (gal.)
2	47.65-	34.56=	13.09X	0.17	2.22
3	-	=	X	0.38	=
4	-	=	X	0.66	=
4.5	-	=	X	0.83	=
6	-	=	X	1.5	=

Groundwater Surface Inspection

Floating Product (ft)(in.): No Sheen/Iridescence: No Odor: Yes

Groundwater Purging Purge Method

Submersible Pump Honda Pump Hand Bail Grab Sample

Volumes Purged	Volume Purge (gal.)	Time	Conductivity (uS/cm)	tds (ppm)	ORP	DO %	pH	Temp.(°F)
0	Int.	941	1063	532	-70.6	-	6.73	68.29
1	2.5	945	1087	543	-73.9	-	6.55	69.25
2	5	949	1000	550	-74.6	-	6.54	69.55
3	7.5	951	1112	556	-72.2	-	6.55	70.03
4								
5								
6								
7								
8								
9								
10								

Groundwater Sampling

Water Level Recovery:

Depth to GW (ft.)

(I) Initially	<u>34.56</u>	
(P) After Purging	<u>36.44</u>	
P- 0.8(P-I) =	<u>34.93</u>	80% Recovery
(S) Before Sampling	<u>34.93</u>	
(P-S) / (P-) X 100 =	<u>80</u>	% Total Recovery

Sample Containers:

	No.	Preservation
500 ml polypropylene	<u>1</u>	<u>None</u>
1 liter(L), amber glass		
40ml VOA	<u>7</u>	<u>HCL</u>
250 ml glass	<u>1</u>	<u>H2S04</u>
250 ml polypropylene	<u>2</u>	<u>None</u>

Sample Date : 5/4/10 Time: 10:05 Turbidity (NTU): 506

Sampling Equipment : Disposable Bailer

Calibrate Date: 5/3/10

Comments: _____

Groundwater Sampling Form

Project Name: Tesoro #67076 **Project Number:** 01LV
Location: Livermore, CA **Date:** 5/6/10
Well Number: MW-7 **Well Integrity:** Good
Technician: C.Young / A. Carothers **Ambient Conditions:** Sunny

Well Volume Calculation					
Well Casing Diameter (in.)	Total Well Depth	Depth To Ground-water (GW)	Linear Feet of GW	Gallons Per Linear Foot	1 Well Volume (gal.)
2	46.80-	31.80=	15.00X	0.17	2.55
3	-	=	X	0.38	=
4	-	=	X	0.66	=
4.5	-	=	X	0.83	=
6	-	=	X	1.5	=

Groundwater Surface Inspection

Floating Product (ft)(in.): No **Sheen/Iridescence:** No **Odor:** Yes

Groundwater Purging Purge Method

Submersible Pump Honda Pump Hand Bail Grab Sample

Volumes Purged	Volume Purge (gal.)	Time	Conductivity (uS/cm)	tds (ppm)	ORP	DO %	pH	Temp.(°F)
0	Int.	1112	961	481	-154.9	-	6.73	69.18
1	3	1117	1014	507	-150.1	-	6.68	68.81
2	6	1123	983	492	-126.9	-	6.8	68.24
3	9	1127	1003	505	-131.1	-	6.71	68.05
4								
5								
6								
7								
8								
9								
10								

Groundwater Sampling

Water Level Recovery: **Depth to GW (ft.)**

(I) Initially	<u>31.8</u>	
(P) After Purging	<u>34.5</u>	
P - 0.8(P-I) =	<u>32.34</u>	80% Recovery
(S) Before Sampling	<u>32.34</u>	
(P-S) / (P-) X 100 =	<u>80</u>	% Total Recovery

Sample Containers:

	No.	Preservation
500 ml polypropylene		
1 liter(L), amber glass		
40ml VOA	<u>5</u>	HCL
250 ml glass		
250 ml polypropylene		

Sample Date : 5/6/10 **Time:** 11:57 **Turbidity (NTU):** 360
Sampling Equipment : Disposable Bailer
Calibrate Date: 5/3/10

Comments: _____

Groundwater Sampling Form

Project Name:	Tesoro #67076	Project Number:	01LV
Location:	Livermore, CA	Date:	5/6/10
Well Number:	MW-8	Well Integrity:	Good
Technician:	C.Young / A. Carothers	Ambient Conditions:	Sunny

Well Volume Calculation					
Well Casing Diameter (in.)	Total Well Depth	Depth To Ground-water (GW)	Linear Feet of GW	Gallons Per Linear Foot	1 Well Volume (gal.)
2	44.50-	32.81=	11.69X	0.17	1.98
3	-	=	X	0.38	=
4	-	=	X	0.66	=
4.5	-	=	X	0.83	=
6	-	=	X	1.5	=

Groundwater Surface Inspection

Floating Product (ft)(in.): No
 Sheen/Iridescence: No
 Odor: No

Groundwater Purging Purge Method

Submersible Pump Honda Pump Hand Bail Grab Sample

Volumes Purged	Volume Purge (gal.)	Time	Conductivity (uS/cm)	tds (ppm)	ORP	DO %	pH	Temp.(°F)
0	Int.	906	908	454	-63.9	-	7.4	68.25
1	2	909	941	470	-39.5	-	6.86	69.7
2	4	912	946	473	-27.2	-	6.83	69.07
3	6	915	954	477	-25.1	-	6.79	67.71
4								
5								
6								
7								
8								
9								
10								

Groundwater Sampling

Water Level Recovery:	Depth to GW (ft.)	Sample Containers:
(I) Initially	32.81	250 ml polypropylene
(P) After Purging	37.2	1 liter(L), amber glass
P- 0.8(P-I) =	33.68	80% Recovery 40ml VOA
(S) Before Sampling	33.68	250 ml glass
(P-S) / (P-) X 100 =	80	% Total Recovery 125 ml polypropylene

Sample Date : 5/6/10 Time: 9:27 Turbidity (NTU): 48.3
 Sampling Equipment : Disposable Bailer
 Calibrate Date: 5/3/10

Comments: _____

Groundwater Sampling Form

Project Name:	Tesoro #67076	Project Number:	01LV
Location:	Livermore, CA	Date:	5/4/10
Well Number:	MW-9	Well Integrity:	Good
Technician:	C.Young / A. Carothers	Ambient Conditions:	Sunny

Well Volume Calculation					
Well Casing Diameter (in.)	Total Well Depth	Depth To Ground-water (GW)	Linear Feet of GW	Gallons Per Linear Foot	1 Well Volume (gal.)
2	44.58-	34.96=	9.62X	0.17	1.63
3	-	=	X	0.38	=
4	-	=	X	0.66	=
4.5	-	=	X	0.83	=
6	-	=	X	1.5	=

Groundwater Surface Inspection

Floating Product (ft)(in.): No
 Sheen/Iridescence: No
 Odor: Yes

Groundwater Purging Purge Method

Submersible Pump Honda Pump Hand Bail Grab Sample

Volumes Purged	Volume Purge (gal.)	Time	Conductivity (uS/cm)	tds (ppm)	ORP	DO %	pH	Temp.(°F)
0	Int.	1315	1184	592	-115.7	-	7.12	75.83
1	2	1316	1196	598	-111	-	6.86	74.54
2	4	1318	1183	592	-107.9	-	6.74	75.71
3	6	1320	1171	585	-81.9	-	6.88	76.65
4								
5								
6								
7								
8								
9								
10								

Groundwater Sampling

Water Level Recovery:	Depth to GW (ft.)	Sample Containers:
(I) Initially	34.96	500 ml polypropylene
(P) After Purging	38.02	1 liter(L), amber glass
P- 0.8(P-I) =	35.37	40ml VOA
(S) Before Sampling	34.96	250 ml glass
(P-S) / (P-) X 100 =	100	250 ml polypropylene
	80% Recovery	
	% Total Recovery	

No.	Preservation
1	None
7	HCL
1	H2S04
2	None

Sample Date : 5/4/10 Time: 13:34 Turbidity (NTU): >1000
 Sampling Equipment : Disposable Bailer
 Calibrate Date: 5/3/10

Comments: _____

Groundwater Sampling Form

Project Name:	Tesoro #67076	Project Number:	01LV
Location:	Livermore, CA	Date:	5/6/10
Well Number:	MW-10	Well Integrity:	Good
Technician:	C.Young / A. Carothers	Ambient Conditions:	Sunny

Well Volume Calculation					
Well Casing Diameter (in.)	Total Well Depth	Depth To Ground-water (GW)	Linear Feet of GW	Gallons Per Linear Foot	1 Well Volume (gal.)
2	45.10-	33.97=	11.13X	0.17	1.89
3	-	=	X	0.38	=
4	-	=	X	0.66	=
4.5	-	=	X	0.83	=
6	-	=	X	1.5	=

Groundwater Surface Inspection

Floating Product (ft)(in.): No
 Sheen/Iridescence: No
 Odor: No

Groundwater Purging Purge Method

Submersible Pump Honda Pump Hand Bail Grab Sample

Volumes Purged	Volume Purge (gal.)	Time	Conductivity (uS/cm)	tds (ppm)	ORP	DO %	pH	Temp.(°F)
0	Int.	1006	1207	603	-52.4	-	7.23	69.14
1	2	1010	1227	614	-42.9	-	7.11	69.81
2	4	1014	1230	615	-19.3	-	7.2	68.04
3	6	1018	1215	608	-8.2	-	7.15	69.72
4								
5								
6								
7								
8								
9								
10								

Groundwater Sampling

Water Level Recovery:	Depth to GW (ft.)	Sample Containers:
(I) Initially	33.97	250 ml polypropylene
(P) After Purging	40.29	1 liter(L), amber glass
P - 0.8(P-I) =	35.23	40ml VOA
(S) Before Sampling	33.97	250 ml glass
(P-S) / (P-) X 100 =	100	125 ml polypropylene
	80% Recovery	5
	% Total Recovery	HCL

Sample Date : 5/6/10 Time: 11:50 Turbidity (NTU): 308
 Sampling Equipment : Disposable Bailer
 Calibrate Date: 5/3/10

Comments: _____

Groundwater Sampling Form

Project Name: Tesoro #67076 **Project Number:** 01LV
Location: Livermore, CA **Date:** 5/3/10
Well Number: MW-11 **Well Integrity:** Good
Technician: C.Young / A. Carothers **Ambient Conditions:** Sunny

Well Volume Calculation					
Well Casing Diameter (in.)	Total Well Depth	Depth To Ground-water (GW)	Linear Feet of GW	Gallons Per Linear Foot	1 Well Volume (gal.)
2	-	=	X	0.17	=
3	-	=	X	0.38	=
4	42.85-	31.36=	11.49X	0.66	7.58
4.5	-	=	X	0.83	=
6	-	=	X	1.5	=

Groundwater Surface Inspection

Floating Product (ft)(in.): No **Sheen/Iridescence:** No **Odor:** Yes

Groundwater Purging Purge Method

Submersible Pump **Honda Pump** **Hand Bail** **Grab Sample**

Volumes Purged	Volume Purge (gal.)	Time	Conductivity (uS/cm)	tds (ppm)	ORP	DO %	pH	Temp.(°F)
0	Int.	1412	1237	619	-181.5	-	7.07	75.94
1	8	1415	1241	620	-193.2	-	6.96	71.55
2	16	1418	1251	625	-190.2	-	6.89	71.14
3	19	1422	1243	621	-172.8	-	6.85	73.06
4								
5								
6								
7								
8								
9								
10								

Groundwater Sampling

Water Level Recovery: **Depth to GW (ft.)** **Sample Containers:**

(I) Initially	<u>31.36</u>			<u>500 ml polypropylene</u>	<u>1</u>	<u>None</u>
(P) After Purging	<u>42.85</u>			<u>1 liter(L), amber glass</u>		
P- 0.8(P-I) =	<u>33.65</u>	80% Recovery		<u>40ml VOA</u>	<u>7</u>	<u>HCL</u>
(S) Before Sampling	<u>33.65</u>			<u>250 ml glass</u>	<u>1</u>	<u>H2S04</u>
(P-S) / (P-) X 100 =	<u>80</u>	% Total Recovery		<u>250 ml polypropylene</u>	<u>2</u>	<u>None</u>

Sample Date : 5/3/10 **Time:** 14:36 **Turbidity (NTU):** 164
Sampling Equipment : Disposable Bailer
Calibrate Date: 5/3/10

Comments: well dry @ 19 gallons

Groundwater Sampling Form

Project Name:	Tesoro #67076	Project Number:	01LV
Location:	Livermore, CA	Date:	5/4/10
Well Number:	DW-1	Well Integrity:	Good
Technician:	C.Young / A. Carothers	Ambient Conditions:	cloudy

Well Volume Calculation					
Well Casing Diameter (in.)	Total Well Depth	Depth to Ground-water (GW)	Linear Feet of GW	Gallons Per Linear Foot	1 Well Volume (gal.)
2	-	=	X	0.17	=
3	-	=	X	0.38	=
4	64.75-	31.70=	33.05X	0.66	21.81
4.5	-	=	X	0.83	=
6	-	=	X	1.5	=

Groundwater Surface Inspection

Floating Product (ft)(in.): No
 Sheen/Iridescence: No
 Odor: Yes

Groundwater Purging Purge Method

Submersible Pump Honda Pump Hand Bail Grab Sample

Volumes Purged	Volume Purge (gal.)	Time	Conductivity (uS/cm)	tds (ppm)	ORP	DO %	pH	Temp.(°F)
0	Int.	718	860	430	-62.9	-	7.2	64.12
1	22	726	870	435	-71.1	-	7.23	67.5
2	44	735	874	437	-81.3	-	7.22	67.55
3	66	743	870	440	-65.2	-	7.21	67.16
4								
5								
6								
7								
8								
9								
10								

Groundwater Sampling

Water Level Recovery:	Depth to GW (ft.)	Sample Containers:
(I) Initially	31.7	500 ml polypropylene
(P) After Purging	44.65	1 liter(L), amber glass
P- 0.8(P-I) =	34.29	40ml VOA
(S) Before Sampling	34.29	250 ml glass
(P-S) / (P-) X 100 =	80	250 ml polypropylene
	80% Recovery	
	% Total Recovery	

Sample Date :	5/4/10	Time: <u> 7:55 </u>	Turbidity (NTU): <u> 19.1 </u>
Sampling Equipment :	Disposable Bailer		
Calibrate Date:	5/3/10		

Comments: Re-sampled for Ferrous Iron @10:00 on 5/5/10

Groundwater Sampling Form

Project Name:	Tesoro #67076	Project Number:	01LV
Location:	Livermore, CA	Date:	5/4/10
Well Number:	DW-2	Well Integrity:	Good
Technician:	C.Young / A. Carothers	Ambient Conditions:	Sunny

Well Volume Calculation					
Well Casing Diameter (in.)	Total Well Depth	Depth To Ground-water (GW)	Linear Feet of GW	Gallons Per Linear Foot	1 Well Volume (gal.)
2	-	=	X	0.17	=
3	-	=	X	0.38	=
4	59.84	34.46	=	25.38X	0.66
4.5	-	=	X	0.83	=
6	-	=	X	1.5	=

Groundwater Surface Inspection

Floating Product (ft)(in.): No
 Sheen/Iridescence: No
 Odor: Yes

Groundwater Purging Purge Method

Submersible Pump Honda Pump Hand Bail Grab Sample

Volumes Purged	Volume Purge (gal.)	Time	Conductivity (uS/cm)	tds (ppm)	ORP	DO %	pH	Temp.(°F)
0	Int.	1022	972	485	-156.5	-	7.18	71.84
1	17	1028	961	480	-177.6	-	6.9	70.87
2	34	1033	961	481	-166.8	-	6.86	70.93
3	51	1039	966	483	-158.3	-	6.85	70.66
4								
5								
6								
7								
8								
9								
10								

Groundwater Sampling

Water Level Recovery:	Depth to GW (ft.)	Sample Containers:
(I) Initially	34.46	500 ml polypropylene
(P) After Purging	37.54	1 liter(L), amber glass
P- 0.8(P-I) =	35.07	80% Recovery 40ml VOA
(S) Before Sampling	35.07	250 ml glass
(P-S) / (P-) X 100 =	80	% Total Recovery 250 ml polypropylene

No.	Preservation
1	None
7	HCL
1	H2S04
2	None

Sample Date : 5/4/10 Time: 10:44 Turbidity (NTU): 91.2
 Sampling Equipment : Disposable Bailer
 Calibrate Date: 5/3/10

Comments: _____

Groundwater Sampling Form

Project Name:	<u>Tesoro #67076</u>	Project Number:	<u>01LV</u>
Location:	<u>Livermore, CA</u>	Date:	<u>5/4/10</u>
Well Number:	<u>DW-3</u>	Well Integrity:	<u>Good</u>
Technician:	<u>C.Young / A. Carothers</u>	Ambient Conditions:	<u>Sunny</u>

Well Volume Calculation					
Well Casing Diameter (in.)	Total Well Depth	Depth To Ground-water (GW)	Linear Feet of GW	Gallons Per Linear Foot	1 Well Volume (gal.)
2	-	=	X	0.17	=
3	-	=	X	0.38	=
4	59.74-	34.51=	25.23X	0.66	16.65
4.5	-	=	X	0.83	=
6	-	=	X	1.5	=

Groundwater Surface Inspection

Floating Product (ft)(in.): No Sheen/Iridescence: No Odor: Yes

Groundwater Purging Purge Method

Submersible Pump Honda Pump Hand Bail Grab Sample

Volumes Purged	Volume Purge (gal.)	Time	Conductivity (uS/cm)	tds (ppm)	ORP	DO %	pH	Temp.(°F)
0	Int.	1242	941	470	-213.8	-	7.47	73.3
1	17	1245	899	449	-181.7	-	7.46	72.44
2	34	1251	908	454	-185.1	-	7.37	72.49
3	51	1256	926	463	-172.8	-	7.17	72.07
4								
5								
6								
7								
8								
9								
10								

Groundwater Sampling

Water Level Recovery:	Sample Containers:		
	Depth to GW (ft.)	No.	Preservation
(I) Initially	<u>34.51</u>		
(P) After Purging	<u>39.63</u>		
P- 0.8(P-I) =	<u>35.53</u>	80% Recovery	
(S) Before Sampling	<u>35.53</u>		
(P-S) / (P-) X 100 =	<u>80</u>	% Total Recovery	

250 ml polypropylene			
1 liter(L), amber glass			
40ml VOA	<u>5</u>	HCL	
250 ml glass			
125 ml polypropylene			

Sample Date : 5/4/10 Time: 13:03 Turbidity (NTU): 21.2

Sampling Equipment : Disposable Bailer

Calibrate Date: 5/3/10

Comments: _____

Groundwater Sampling Form

Project Name:	Tesoro #67076	Project Number:	01LV
Location:	Livermore, CA	Date:	5/6/10
Well Number:	DW-4	Well Integrity:	Good
Technician:	C.Young / A. Carothers	Ambient Conditions:	Sunny

Well Volume Calculation					
Well Casing Diameter (in.)	Total Well Depth	Depth To Ground-water (GW)	Linear Feet of GW	Gallons Per Linear Foot	1 Well Volume (gal.)
2	-	=	X	0.17	=
3	-	=	X	0.38	=
4	70.04-	34.04=	36.00X	0.66	23.76
4.5	-	=	X	0.83	=
6	-	=	X	1.5	=

Groundwater Surface Inspection

Floating Product (ft)(in.): No
 Sheen/Iridescence: No
 Odor: Yes

Groundwater Purging Purge Method

Submersible Pump Honda Pump Hand Bail Grab Sample

Volumes Purged	Volume Purge (gal.)	Time	Conductivity (uS/cm)	tds (ppm)	ORP	DO %	pH	Temp.(°F)
0	Int.	1034	832	416	-14.6	-	7.2	69.59
1	24	1038	812	406	-16	-	6.99	70.21
2	48	1043	808	404	-16	-	6.96	70.21
3	72	1049	816	408	-24.2	-	6.9	70.34
4								
5								
6								
7								
8								
9								
10								

Groundwater Sampling

Water Level Recovery:	Depth to GW (ft.)	Sample Containers:
(I) Initially	34.04	250 ml polypropylene
(P) After Purging	54.2	1 liter(L), amber glass
P- 0.8(P-I) =	38.07	40ml VOA
(S) Before Sampling	38.07	250 ml glass
(P-S) / (P-) X 100 =	80	125 ml polypropylene
	80% Recovery	
	% Total Recovery	

Sample Date : 5/6/10 Time: 10:55 Turbidity (NTU): 35.8
 Sampling Equipment : Disposable Bailer
 Calibrate Date: 5/3/10

Comments: _____

Groundwater Sampling Form

Project Name: Tesoro #67076 **Project Number:** 01LV
Location: Livermore, CA **Date:** 5/4/10
Well Number: DW-5 **Well Integrity:** Good
Technician: C.Young / A. Carothers **Ambient Conditions:** Sunny

Well Volume Calculation					
Well Casing Diameter (in.)	Total Well Depth	Depth To Ground-water (GW)	Linear Feet of GW	Gallons Per Linear Foot	1 Well Volume (gal.)
2	-	=	X	0.17	=
3	-	=	X	0.38	=
4	59.80-	34.55=	25.25X	0.66	16.66
4.5	-	=	X	0.83	=
6	-	=	X	1.5	=

Groundwater Surface Inspection

Floating Product (ft)(in.): No **Sheen/Iridescence:** No **Odor:** No

Groundwater Purging Purge Method

Submersible Pump **Honda Pump** **Hand Bail** **Grab Sample**

Volumes Purged	Volume Purge (gal.)	Time	Conductivity (uS/cm)	tds (ppm)	ORP	DO %	pH	Temp.(°F)
0	Int.	1503	901	451	-172.9	-	7.44	72.48
1	17	1507	911	455	-176.2	-	7.1	71.8
2	34	1513	903	452	-162.8	-	6.96	72
3	51	1518	909	454	-157.5	-	6.92	71.36
4								
5								
6								
7								
8								
9								
10								

Groundwater Sampling

Water Level Recovery: Depth to GW (ft.) **Sample Containers:**

	No.	Preservation
(I) Initially <u>34.55</u>		250 ml polypropylene
(P) After Purging <u>39.63</u>		1 liter(L), amber glass
P- 0.8(P-I) = <u>35.56</u> 80% Recovery	<u>5</u>	40ml VOA HCL
(S) Before Sampling <u>35.56</u>		250 ml glass
(P-S) / (P-) X 100 = <u>80</u> % Total Recovery		125 ml polypropylene

Sample Date : 5/4/10 **Time:** 15:25 **Turbidity (NTU):** 316
Sampling Equipment : Disposable Bailer
Calibrate Date: 5/3/10

Comments: _____

Groundwater Sampling Form

Project Name:	Tesoro #67076	Project Number:	01LV
Location:	Livermore, CA	Date:	5/4/10
Well Number:	DW-6	Well Integrity:	Good
Technician:	C.Young / A. Carothers	Ambient Conditions:	Sunny

Well Volume Calculation					
Well Casing Diameter (in.)	Total Well Depth	Depth to Ground-water (GW)	Linear Feet of GW	Gallons Per Linear Foot	1 Well Volume (gal.)
2	-	=	X	0.17	=
3	-	=	X	0.38	=
4	60.15-	35.15=	25.00X	0.66	16.5
4.5	-	=	X	0.83	=
6	-	=	X	1.5	=

Groundwater Surface Inspection

Floating Product (ft)(in.): No
 Sheen/Iridescence: No
 Odor: Yes

Groundwater Purging Purge Method

Submersible Pump Honda Pump Hand Bail Grab Sample

Volumes Purged	Volume Purge (gal.)	Time	Conductivity (uS/cm)	tds (ppm)	ORP	DO %	pH	Temp.(°F)
0	Int.	1433	894	447	-157.9	-	7.35	74.37
1	16.5	1438	891	445	-151.7	-	7.04	72.19
2	33	1442	895	448	-145.3	-	6.98	71.64
3	49.5	1447	895	447	-140.4	-	6.95	71.89
4								
5								
6								
7								
8								
9								
10								

Groundwater Sampling

Water Level Recovery:	Depth to GW (ft.)	Sample Containers:
(I) Initially	35.15	250 ml polypropylene
(P) After Purging	37.91	1 liter(L), amber glass
P- 0.8(P-I) =	35.7 80% Recovery	40ml VOA
(S) Before Sampling	35.7	250 ml glass
(P-S) / (P-) X 100 =	80 % Total Recovery	125 ml polypropylene

Sample Date :	5/4/10	Time:	14:50	Turbidity (NTU):	39.5
Sampling Equipment :	Disposable Bailer				
Calibrate Date:	5/3/10				

Comments: _____

Groundwater Sampling Form

Project Name:	Tesoro #67076	Project Number:	01LV
Location:	Livermore, CA	Date:	5/4/10
Well Number:	DW-7	Well Integrity:	Good
Technician:	C.Young / A. Carothers	Ambient Conditions:	Sunny

Well Volume Calculation					
Well Casing Diameter (in.)	Total Well Depth	Depth To Ground-water (GW)	Linear Feet of GW	Gallons Per Linear Foot	1 Well Volume (gal.)
2	-	=	X	0.17	=
3	-	=	X	0.38	=
4	65.20-	34.64=	30.56X	0.66	20.16
4.5	-	=	X	0.83	=
6	-	=	X	1.5	=

Groundwater Surface Inspection

Floating Product (ft)(in.): No
 Sheen/Iridescence: No
 Odor: Yes

Groundwater Purging Purge Method

Submersible Pump Honda Pump Hand Bail Grab Sample

Volumes Purged	Volume Purge (gal.)	Time	Conductivity (uS/cm)	tds (ppm)	ORP	DO %	pH	Temp.(°F)
0	Int.	1145	991	496	-122.6	-	7.34	75.1
1	20.5	1152	968	484	-125.2	-	6.94	72.12
2	41	1156	965	483	-115.2	-	6.87	72.07
3	61.5	1202	961	480	-110.8	-	6.83	72.5
4								
5								
6								
7								
8								
9								
10								

Groundwater Sampling

Water Level Recovery:	Depth to GW (ft.)	Sample Containers:
(I) Initially	34.64	500 ml polypropylene
(P) After Purging	39.18	1 liter(L), amber glass
P- 0.8(P-I) =	35.54	40ml VOA
(S) Before Sampling	35.54	250 ml glass
(P-S) / (P-) X 100 =	80	250 ml polypropylene
	80% Recovery	
	% Total Recovery	

Sample Date :	5/4/10	Time:	12:14
Sampling Equipment :	Disposable Bailer		
Calibrate Date:	5/3/10		

Comments: _____

Groundwater Sampling Form

Project Name:	Tesoro #67076	Project Number:	01LV
Location:	Livermore, CA	Date:	5/5/10
Well Number:	TP-1	Well Integrity:	Good
Technician:	C.Young / A. Carothers	Ambient Conditions:	Sunny

Well Volume Calculation					
Well Casing Diameter (in.)	Total Well Depth	Depth To Ground-water (GW)	Linear Feet of GW	Gallons Per Linear Foot	1 Well Volume (gal.)
2	43.02-	32.32=	10.70X	0.17	1.81
3	-	=	X	0.38	=
4	-	=	X	0.66	=
4.5	-	=	X	0.83	=
6	-	=	X	1.5	=

Groundwater Surface Inspection

Floating Product (ft)(in.): No
 Sheen/Iridescence: No
 Odor: No

Groundwater Purging Purge Method

Submersible Pump Honda Pump Hand Bail Grab Sample

Volumes Purged	Volume Purge (gal.)	Time	Conductivity (uS/cm)	tds (ppm)	ORP	DO %	pH	Temp.(°F)
0	Int.	1127	1137	569	-120.2	-	6.48	69.1
1	2	1131	1163	581	-123.4	-	6.46	69.9
2	4	1135	1167	583	-144.4	-	6.53	70.72
3	6	1139	1166	583	-136.6	-	6.51	69.43
4								
5								
6								
7								
8								
9								
10								

Groundwater Sampling

Water Level Recovery:	Depth to GW (ft.)	Sample Containers:	No.	Preservation
(I) Initially	32.32	250 ml polypropylene		
(P) After Purging	35.13	1 liter(L), amber glass		
P- 0.8(P-I) =	32.74	40ml VOA	5	HCL
(S) Before Sampling	32.74	250 ml glass		
(P-S) / (P-) X 100 =	80	125 ml polypropylene		
	% Total Recovery			

Sample Date : 5/5/10 Time: 12:15 Turbidity (NTU): 232
 Sampling Equipment : Disposable Bailer
 Calibrate Date: 5/3/10

Comments: _____

Groundwater Sampling Form

Project Name:	Tesoro #67076	Project Number:	01LV
Location:	Livermore, CA	Date:	5/5/10
Well Number:	TP-2	Well Integrity:	Good
Technician:	C.Young / A. Carothers	Ambient Conditions:	Sunny

Well Volume Calculation					
Well Casing Diameter (in.)	Total Well Depth	Depth To Ground-water (GW)	Linear Feet of GW	Gallons Per Linear Foot	1 Well Volume (gal.)
2	41.21-	31.85=	9.38X	0.17	1.59
3	-	=	X	0.38	=
4	-	=	X	0.66	=
4.5	-	=	X	0.83	=
6	-	=	X	1.5	=

Groundwater Surface Inspection

Floating Product (ft)(in.): No
 Sheen/Iridescence: No
 Odor: No

Groundwater Purging Purge Method

Submersible Pump Honda Pump Hand Bail Grab Sample

Volumes Purged	Volume Purge (gal.)	Time	Conductivity (uS/cm)	tds (ppm)	ORP	DO %	pH	Temp.(°F)
0	Int.	1532	1170	588	-153.3	-	7.13	71.54
1	2	1537	1199	598	-150.1	-	6.75	69.25
2	4	1544	1194	597	-147.1	-	6.75	69.52
3	6	1548	1203	601	-136.1	-	6.65	69.43
4								
5								
6								
7								
8								
9								
10								

Groundwater Sampling

Water Level Recovery:	Depth to GW (ft.)	Sample Containers:
(I) Initially	31.85	250 ml polypropylene
(P) After Purging	38.11	1 liter(L), amber glass
P- 0.8(P-I) =	33.1	40ml VOA
(S) Before Sampling	33.1	250 ml glass
(P-S) / (P-) X 100 =	80	125 ml polypropylene
	80% Recovery	
	% Total Recovery	

Sample Date : 5/5/10 Time: 15:59 Turbidity (NTU): >1000
 Sampling Equipment : Disposable Bailer
 Calibrate Date: 5/3/10

Comments: _____

Groundwater Sampling Form

Project Name: Tesoro #67076 **Project Number:** 01LV
Location: Livermore, CA **Date:** 5/5/10
Well Number: VW-2 **Well Integrity:** Good
Technician: C.Young / A. Carothers **Ambient Conditions:** Sunny

Well Volume Calculation					
Well Casing Diameter (in.)	Total Well Depth	Depth To Ground-water (GW)	Linear Feet of GW	Gallons Per Linear Foot	1 Well Volume (gal.)
2	36.78-	31.84=	4.94X	0.17	0.83
3	-	=	X	0.38	=
4	-	=	X	0.66	=
4.5	-	=	X	0.83	=
6	-	=	X	1.5	=

Groundwater Surface Inspection

Floating Product (ft)(in.): No **Sheen/Iridescence:** No **Odor:** No

Groundwater Purging Purge Method

Submersible Pump Honda Pump Hand Bail **Grab Sample**

Volumes Purged	Volume Purge (gal.)	Time	Conductivity (uS/cm)	tds (ppm)	ORP	DO %	pH	Temp.(°F)
0	Int.	1305	1092	546	-54.2	-	6.48	67.52
1								
2								
3								
4								
5								
6								
7								
8								
9								
10								

Groundwater Sampling

Water Level Recovery: 31.84 **Depth to GW (ft.)** 31.84
Sample Containers:

	No.	Preservation
(I) Initially	5	HCL
(P) After Purging		
P- 0.8(P-I) =		
(S) Before Sampling		
(P-S) / (P-) X 100 =		

Sample Date : 5/5/10 **Time:** 13:05 **Turbidity (NTU):** 200
Sampling Equipment : Disposable Bailer
Calibrate Date: 5/3/10

Comments: _____

Groundwater Sampling Form

Project Name:	Tesoro #67076	Project Number:	01LV
Location:	Livermore, CA	Date:	5/5/10
Well Number:	VW-3	Well Integrity:	Good
Technician:	C.Young / A. Carothers	Ambient Conditions:	Sunny

Well Volume Calculation					
Well Casing Diameter (in.)	Total Well Depth	Depth to Ground-water (GW)	Linear Feet of GW	Gallons Per Linear Foot	1 Well Volume (gal.)
2	36.34	31.85	4.49	0.17	0.76
3	-	=	X	0.38	=
4	-	=	X	0.66	=
4.5	-	=	X	0.83	=
6	-	=	X	1.5	=

Groundwater Surface Inspection

Floating Product (ft)(in.): No Sheen/Iridescence: No Odor: No

Groundwater Purging Purge Method

Submersible Pump Honda Pump Hand Bail Grab Sample

Volumes Purged	Volume Purge (gal.)	Time	Conductivity (uS/cm)	tds (ppm)	ORP	DO %	pH	Temp.(°F)
0	Int.	1749	1506	753	-114.4	-	6.85	68.63
1								
2								
3								
4								
5								
6								
7								
8								
9								
10								

Groundwater Sampling

Water Level Recovery:	Depth to GW (ft.)	Sample Containers:
(I) Initially	31.85	250 ml polypropylene
(P) After Purging	-	1 liter(L), amber glass
P- 0.8(P-I) =	-	40ml VOA
(S) Before Sampling	31.85	250 ml glass
(P-S) / (P-) X 100 =	-	125 ml polypropylene
	80% Recovery	
	% Total Recovery	

Sample Date : 5/5/10 Time: 17:49 Turbidity (NTU): 672
 Sampling Equipment : Disposable Bailer
 Calibrate Date: 5/3/10

Comments: _____

Groundwater Sampling Form

Project Name:	<u>Tesoro #67076</u>	Project Number:	<u>01LV</u>
Location:	<u>Livermore, CA</u>	Date:	<u>5/5/10</u>
Well Number:	<u>IP-1</u>	Well Integrity:	<u>Good</u>
Technician:	<u>C.Young / A. Carothers</u>	Ambient Conditions:	<u>Sunny</u>

Well Volume Calculation					
Well Casing Diameter (in.)	Total Well Depth	Depth to Ground-water (GW)	Linear Feet of GW	Gallons Per Linear Foot	1 Well Volume (gal.)
2	64.60-	33.08=	31.52X	0.17	5.35
3	-	=	X	0.38	=
4	-	=	X	0.66	=
4.5	-	=	X	0.83	=
6	-	=	X	1.5	=

Groundwater Surface Inspection

Floating Product (ft)(in.): No Sheen/Iridescence: No Odor: No

Groundwater Purging Purge Method

Submersible Pump Honda Pump Hand Bail Grab Sample

Volumes Purged	Volume Purge (gal.)	Time	Conductivity (uS/cm)	tds (ppm)	ORP	DO %	pH	Temp.(°F)
0	Int.	1012	879	440	-146.1	-	7.24	67.15
1	5.5	1014	907	454	-157.7	-	7.03	65.52
2	11	1015	888	444	-135.8	-	7.01	68.28
3	16.5	-	-	-	-	-	-	-
4								
5								
6								
7								
8								
9								
10								

Groundwater Sampling

Water Level Recovery:	Sample Containers:		
	Depth to GW (ft.)	No.	Preservation
(I) Initially	<u>33.08</u>		
(P) After Purging	<u>64.60 (dry)</u>		
P- 0.8(P-I) =	<u>39.38</u> 80% Recovery	<u>5</u>	<u>HCL</u>
(S) Before Sampling	<u>39.38</u>		
(P-S) / (P-) X 100 =	<u>80</u> % Total Recovery		

Sample Date : 5/5/10 Time: 10:50 Turbidity (NTU): >1000

Sampling Equipment : Disposable Bailer

Calibrate Date: 5/3/10

Comments: well dry @ 6.5 gallons

Groundwater Sampling Form

Project Name:	<u>Tesoro #67076</u>	Project Number:	<u>01LV</u>
Location:	<u>Livermore, CA</u>	Date:	<u>5/5/10</u>
Well Number:	<u>IP-2</u>	Well Integrity:	<u>Good</u>
Technician:	<u>C.Young / A. Carothers</u>	Ambient Conditions:	<u>Sunny</u>

Well Volume Calculation					
Well Casing Diameter (in.)	Total Well Depth	Depth To Ground-water (GW)	Linear Feet of GW	Gallons Per Linear Foot	1 Well Volume (gal.)
2	64.60-	32.00=	32.60X	0.17	5.54
3	-	=	X	0.38	=
4	-	=	X	0.66	=
4.5	-	=	X	0.83	=
6	-	=	X	1.5	=

Groundwater Surface Inspection

Floating Product (ft)(in.): No
 Sheen/Iridescence: No
 Odor: No

Groundwater Purging Purge Method

Submersible Pump Honda Pump Hand Bail Grab Sample

Volumes Purged	Volume Purge (gal.)	Time	Conductivity (uS/cm)	tds (ppm)	ORP	DO %	pH	Temp.(°F)
0	<u>Int.</u>	<u>1035</u>	<u>905</u>	<u>454</u>	<u>-62.8</u>	<u>-</u>	<u>7.31</u>	<u>62.15</u>
1	<u>6</u>	<u>1037</u>	<u>877</u>	<u>438</u>	<u>-69.9</u>	<u>-</u>	<u>7.15</u>	<u>67.29</u>
2	<u>12</u>	<u>1039</u>	<u>875</u>	<u>438</u>	<u>-76.9</u>	<u>-</u>	<u>7.11</u>	<u>68.11</u>
3	<u>18</u>	<u>1041</u>	<u>877</u>	<u>439</u>	<u>-85.2</u>	<u>-</u>	<u>7.14</u>	<u>68.01</u>
4								
5								
6								
7								
8								
9								
10								

Groundwater Sampling

Water Level Recovery:	Depth to GW (ft.)	Sample Containers:
(I) Initially	<u>32</u>	250 ml polypropylene
(P) After Purging	<u>61.75</u>	1 liter(L), amber glass
P- 0.8(P-I) =	<u>37.95</u> 80% Recovery	40ml VOA
(S) Before Sampling	<u>32</u>	250 ml glass
(P-S) / (P-) X 100 =	<u>100</u> % Total Recovery	125 ml polypropylene
		No. Preservation
		<u>5</u> <u>HCL</u>

Sample Date : 5/5/10 Time: 11:18 Turbidity (NTU): >1000
 Sampling Equipment : Disposable Bailer
 Calibrate Date: 5/3/10

Comments: _____

Groundwater Sampling Form

Project Name:	Tesoro #67076	Project Number:	01LV
Location:	Livermore, CA	Date:	5/5/10
Well Number:	IP-3	Well Integrity:	Good
Technician:	C.Young / A. Carothers	Ambient Conditions:	Sunny

Well Volume Calculation					
Well Casing Diameter (in.)	Total Well Depth	Depth to Ground-water (GW)	Linear Feet of GW	Gallons Per Linear Foot	1 Well Volume (gal.)
2	64.62-	31.68=	32.94X	0.17	5.6
3	-	=	X	0.38	=
4	-	=	X	0.66	=
4.5	-	=	X	0.83	=
6	-	=	X	1.5	=

Groundwater Surface Inspection

Floating Product (ft)(in.): No Sheen/Iridescence: No Odor: No

Groundwater Purging Purge Method

Submersible Pump Honda Pump Hand Bail Grab Sample

Volumes Purged	Volume Purge (gal.)	Time	Conductivity (uS/cm)	tds (ppm)	ORP	DO %	pH	Temp.(°F)
0	Int.	1423	866	433	-60.4	-	7.73	70.49
1	6	1425	881	440	-60.9	-	7.6	69.01
2	12	1427	880	440	-47.5	-	7.36	68.52
3	18	1430	877	438	-44.4	-	7.29	68.63
4								
5								
6								
7								
8								
9								
10								

Groundwater Sampling

Water Level Recovery:	Depth to GW (ft.)	Sample Containers:
(I) Initially	31.68	500 ml polypropylene
(P) After Purging	42.9	1 liter(L), amber glass
P- 0.8(P-I) =	33.92	80% Recovery
(S) Before Sampling	31.68	40ml VOA
(P-S) / (P-) X 100 =	100	% Total Recovery
		250 ml glass
		250 ml polypropylene

Sample Date : 5/5/10 Time: 14:52 Turbidity (NTU): 30.6
 Sampling Equipment : Disposable Bailer
 Calibrate Date: 5/3/10

Comments: _____

Groundwater Sampling Form

Project Name: Tesoro #67076 Project Number: 01LV
 Location: Livermore, CA Date: 5/5/10
 Well Number: IP-4 Well Integrity: Good
 Technician: C.Young / A. Carothers Ambient Conditions: Sunny

Well Volume Calculation					
Well Casing Diameter (in.)	Total Well Depth	Depth To Ground-water (GW)	Linear Feet of GW	Gallons Per Linear Foot	1 Well Volume (gal.)
2	64.70-	31.61=	33.09X	0.17	5.62
3	-	=	X	0.38	=
4	-	=	X	0.66	=
4.5	-	=	X	0.83	=
6	-	=	X	1.5	=

Groundwater Surface Inspection

Floating Product (ft)(in.): No Sheen/Iridescence: No Odor: No

Groundwater Purging Purge Method

Submersible Pump Honda Pump Hand Bail Grab Sample

Volumes Purged	Volume Purge (gal.)	Time	Conductivity (uS/cm)	tds (ppm)	ORP	DO %	pH	Temp.(°F)
0	Int.	1629	885	443	-79.7	-	7.61	70.71
1	6	1631	883	441	-72.9	-	7.44	69.26
2	12	1634	879	439	-63	-	7.3	69.14
3	18	1636	880	440	-60.9	-	7.25	68.99
4								
5								
6								
7								
8								
9								
10								

Groundwater Sampling

Water Level Recovery: Depth to GW (ft.) Sample Containers:

	Depth to GW (ft.)		No.	Preservation
(I) Initially	<u>31.61</u>			
(P) After Purging	<u>43.2</u>			
P- 0.8(P-I) =	<u>33.92</u>	80% Recovery	<u>5</u>	HCL
(S) Before Sampling	<u>31.61</u>			
(P-S) / (P-) X 100 =	<u>100</u>	% Total Recovery		

Sample Containers: 250 ml polypropylene _____
 1 liter(L), amber glass _____
 40ml VOA 5 HCL
 250 ml glass _____
 125 ml polypropylene _____

Sample Date : 5/5/10 Time: 16:55 Turbidity (NTU): 321
 Sampling Equipment : Disposable Bailer
 Calibrate Date: 5/3/10

Comments: _____

Groundwater Sampling Form

Project Name:	Tesoro #67076	Project Number:	01LV
Location:	Livermore, CA	Date:	5/5/10
Well Number:	IP-5	Well Integrity:	Good
Technician:	C.Young / A. Carothers	Ambient Conditions:	Sunny

Well Volume Calculation					
Well Casing Diameter (in.)	Total Well Depth	Depth To Ground-water (GW)	Linear Feet of GW	Gallons Per Linear Foot	1 Well Volume (gal.)
2	64.29-	31.60=	32.69X	0.17	5.55
3	-	=	X	0.38	=
4	-	=	X	0.66	=
4.5	-	=	X	0.83	=
6	-	=	X	1.5	=

Groundwater Surface Inspection

Floating Product (ft)(in.): No
 Sheen/Iridescence: No
 Odor: No

Groundwater Purging Purge Method

Submersible Pump Honda Pump Hand Bail Grab Sample

Volumes Purged	Volume Purge (gal.)	Time	Conductivity (uS/cm)	tds (ppm)	ORP	DO %	pH	Temp.(°F)
0	Int.	1643	889	444	-55.9	-	7.29	68.35
1	6	1646	884	442	-65.3	-	7.19	68.75
2	12	1650	880	440	-67.2	-	7.11	69.17
3	18	1653	881	441	-64.4	-	7.08	69.22
4								
5								
6								
7								
8								
9								
10								

Groundwater Sampling

Water Level Recovery:	Depth to GW (ft.)	Sample Containers:
(I) Initially	31.6	250 ml polypropylene
(P) After Purging	51.4	1 liter(L), amber glass
P- 0.8(P-I) =	35.56	80% Recovery
(S) Before Sampling	31.6	40ml VOA
(P-S) / (P-) X 100 =	100	% Total Recovery
		250 ml glass
		125 ml polypropylene

Sample Date : 5/5/10 Time: 17:02 Turbidity (NTU): 552
 Sampling Equipment : Disposable Bailer
 Calibrate Date: 5/3/10

Comments: _____

Groundwater Sampling Form

Project Name:	Tesoro #67076	Project Number:	01LV
Location:	Livermore, CA	Date:	5/5/10
Well Number:	IP-6	Well Integrity:	Good
Technician:	C.Young / A. Carothers	Ambient Conditions:	Sunny

Well Volume Calculation					
Well Casing Diameter (in.)	Total Well Depth	Depth To Ground-water (GW)	Linear Feet of GW	Gallons Per Linear Foot	1 Well Volume (gal.)
2	71.49-	34.98=	36.51X	0.17	6.2
3	-	=	X	0.38	=
4	-	=	X	0.66	=
4.5	-	=	X	0.83	=
6	-	=	X	1.5	=

Groundwater Surface Inspection

Floating Product (ft)(in.): No Sheen/Iridescence: No Odor: No

Groundwater Purging Purge Method

Submersible Pump Honda Pump Hand Bail Grab Sample

Volumes Purged	Volume Purge (gal.)	Time	Conductivity (uS/cm)	tds (ppm)	ORP	DO %	pH	Temp.(°F)
0	Int.	1229	197	98	-130.8	-	9.7	73.11
1	6.5	1235	884	442	-54.4	-	7.3	70.53
2	13	1237	895	447	-43.2	-	7.07	71.03
3	19.5	1239	899	449	-40.1	-	7.01	70.98
4								
5								
6								
7								
8								
9								
10								

Groundwater Sampling

Water Level Recovery:	Depth to GW (ft.)	Sample Containers:
(I) Initially	<u>34.98</u>	250 ml polypropylene
(P) After Purging	<u>52.31</u>	1 liter(L), amber glass
P- 0.8(P-I) =	<u>38.44</u> 80% Recovery	40ml VOA
(S) Before Sampling	<u>38.44</u>	250 ml glass
(P-S) / (P-) X 100 =	<u>80</u> % Total Recovery	125 ml polypropylene
		No. Preservation
		<u>5</u> HCL

Sample Date : 5/5/10 Time: 12:50 Turbidity (NTU): 517
 Sampling Equipment : Disposable Bailer
 Calibrate Date: 5/3/10

Comments: _____

Groundwater Sampling Form

Project Name:	Tesoro #67076	Project Number:	01LV
Location:	Livermore, CA	Date:	5/5/10
Well Number:	IP-7	Well Integrity:	Good
Technician:	C.Young / A. Carothers	Ambient Conditions:	Sunny

Well Volume Calculation					
Well Casing Diameter (in.)	Total Well Depth	Depth To Ground-water (GW)	Linear Feet of GW	Gallons Per Linear Foot	1 Well Volume (gal.)
2	72.33-	35.75=	36.58X	0.17	6.21
3	-	=	X	0.38	=
4	-	=	X	0.66	=
4.5	-	=	X	0.83	=
6	-	=	X	1.5	=

Groundwater Surface Inspection

Floating Product (ft)(in.): No
 Sheen/Iridescence: No
 Odor: No

Groundwater Purging Purge Method

Submersible Pump Honda Pump Hand Bail Grab Sample

Volumes Purged	Volume Purge (gal.)	Time	Conductivity (uS/cm)	tds (ppm)	ORP	DO %	pH	Temp.(°F)
0	Int.	1403	929	465	-59.1	-	7.37	72.82
1	6.5	1409	830	413	-69.1	-	7.64	72.08
2	9	1411	801	400	-70.3	-	8.04	72.28
3	-	-	-	-	-	-	-	-
4								
5								
6								
7								
8								
9								
10								

Groundwater Sampling

Water Level Recovery:	Depth to GW (ft.)	Sample Containers:
(I) Initially	35.75	500 ml polypropylene
(P) After Purging	72.33(dry)	1 liter(L), amber glass
P- 0.8(P-I) =	43.06	80% Recovery
(S) Before Sampling	35.75	250 ml glass
(P-S) / (P-) X 100 =	100	% Total Recovery
		250 ml polypropylene

	No.	Preservation
	1	None
	7	HCL
	1	H2S04
	2	None

Sample Date :	5/5/10	Time:	14:44	Turbidity (NTU):	>1000
Sampling Equipment :	Disposable Bailer				
Calibrate Date:	5/3/10				
Comments:	well dry @ 9 gallons				

Groundwater Sampling Form

Project Name:	Tesoro #67076	Project Number:	01LV
Location:	Livermore, CA	Date:	5/5/10
Well Number:	IP-8	Well Integrity:	Good
Technician:	C.Young / A. Carothers	Ambient Conditions:	Sunny

Well Volume Calculation					
Well Casing Diameter (in.)	Total Well Depth	Depth To Ground-water (GW)	Linear Feet of GW	Gallons Per Linear Foot	1 Well Volume (gal.)
2	64.71-	33.34=	31.37X	0.17	5.33
3	-	=	X	0.38	=
4	-	=	X	0.66	=
4.5	-	=	X	0.83	=
6	-	=	X	1.5	=

Groundwater Surface Inspection

Floating Product (ft)(in.): No
 Sheen/Iridescence: No
 Odor: Yes

Groundwater Purging Purge Method

Submersible Pump Honda Pump Hand Bail Grab Sample

Volumes Purged	Volume Purge (gal.)	Time	Conductivity (uS/cm)	tds (ppm)	ORP	DO %	pH	Temp.(°F)
0	Int.	932	994	497	-146.7	-	6.98	67.65
1	5.5	934	988	494	-175.6	-	6.96	68.18
2	11	936	992	496	-165.7	-	6.97	68.53
3	16.5	938	984	493	-153.6	-	6.97	68.95
4								
5								
6								
7								
8								
9								
10								

Groundwater Sampling

Water Level Recovery:	Depth to GW (ft.)	Sample Containers:
(I) Initially	33.34	250 ml polypropylene
(P) After Purging	55.44	1 liter(L), amber glass
P- 0.8(P-I) =	37.76	40ml VOA
(S) Before Sampling	37.76	250 ml glass
(P-S) / (P-) X 100 =	80	125 ml polypropylene
	80% Recovery	
	% Total Recovery	

Sample Date : 5/5/10 Time: 9:49 Turbidity (NTU): >1000
 Sampling Equipment : Disposable Bailer
 Calibrate Date: 5/3/10

Comments: _____

Groundwater Sampling Form

Project Name:	Tesoro #67076	Project Number:	01LV
Location:	Livermore, CA	Date:	5/5/10
Well Number:	IP-9	Well Integrity:	Good
Technician:	C.Young / A. Carothers	Ambient Conditions:	Sunny

Well Volume Calculation					
Well Casing Diameter (in.)	Total Well Depth	Depth To Ground-water (GW)	Linear Feet of GW	Gallons Per Linear Foot	1 Well Volume (gal.)
2	64.86-	31.79=	33.07X	0.17	5.62
3	-	=	X	0.38	=
4	-	=	X	0.66	=
4.5	-	=	X	0.83	=
6	-	=	X	1.5	=

Groundwater Surface Inspection

Floating Product (ft)(in.): No
 Sheen/Iridescence: No
 Odor: Yes

Groundwater Purging Purge Method

Submersible Pump Honda Pump Hand Bail Grab Sample

Volumes Purged	Volume Purge (gal.)	Time	Conductivity (uS/cm)	tds (ppm)	ORP	DO %	pH	Temp.(°F)
0	Int.	914	968	484	-156.8	-	7.56	66.01
1	6	916	571	285	-161.1	-	7.24	67.49
2	12	920	974	487	-139.6	-	7.06	69.25
3	18	923	975	490	-133.4	-	6.98	69.51
4								
5								
6								
7								
8								
9								
10								

Groundwater Sampling

Water Level Recovery:	Depth to GW (ft.)	Sample Containers:
(I) Initially	31.79	250 ml polypropylene
(P) After Purging	64.86	1 liter(L), amber glass
P- 0.8(P-I) =	38.4	80% Recovery
(S) Before Sampling	38.4	40ml VOA
(P-S) / (P-) X 100 =	80	% Total Recovery
		250 ml glass
		125 ml polypropylene

Sample Date : 5/5/10 Time: 9:42 Turbidity (NTU): 647
 Sampling Equipment : Disposable Bailer
 Calibrate Date: 5/3/10

Comments: well dry @ 14 gallons

Groundwater Sampling Form

Project Name:	Tesoro #67076	Project Number:	01LV
Location:	Livermore, CA	Date:	5/3/10
Well Number:	IP-10	Well Integrity:	Good
Technician:	C.Young / A. Carothers	Ambient Conditions:	Sunny

Well Volume Calculation					
Well Casing Diameter (in.)	Total Well Depth	Depth To Ground-water (GW)	Linear Feet of GW	Gallons Per Linear Foot	1 Well Volume (gal.)
2	62.94	32.23=	30.71X	0.17	5.22
3	-	=	X	0.38	=
4	-	=	X	0.66	=
4.5	-	=	X	0.83	=
6	-	=	X	1.5	=

Groundwater Surface Inspection

Floating Product (ft)(in.): No
 Sheen/Iridescence: No
 Odor: Yes

Groundwater Purging Purge Method

Submersible Pump Honda Pump Hand Bail Grab Sample

Volumes Purged	Volume Purge (gal.)	Time	Conductivity (uS/cm)	tds (ppm)	ORP	DO %	pH	Temp.(°F)
0	Int.	1304	904	451	-121.7	-	6.88	73.29
1	5.5	1306	872	436	-138.9	-	6.98	70.65
2	11	1308	872	436	-134.7	-	6.99	70.77
3	16.5	1311	903	452	-122.9	-	7.05	70.88
4								
5								
6								
7								
8								
9								
10								

Groundwater Sampling

Water Level Recovery:		Sample Containers:
	Depth to GW (ft.)	
(I) Initially	32.23	500 ml polypropylene
(P) After Purging	59.1	1 liter(L), amber glass
P- 0.8(P-I) =	37.6	40ml VOA
(S) Before Sampling	37.6	250 ml glass
(P-S) / (P-) X 100 =	80	250 ml polypropylene
	80% Recovery	No.
	% Total Recovery	Preservation
		1
		None
		7
		HCL
		1
		H2S04
		2
		None

Sample Date : 5/3/10 Time: 13:44 Turbidity (NTU): >1000
 Sampling Equipment : Disposable Bailer
 Calibrate Date: 5/3/10

Comments: _____

ATTACHMENT C
SOIL VAPOR SAMPLING QA/QC PROCEDURES

ATTACHMENT C

SOIL VAPOR SAMPLING QA/QC PROCEDURES

Health and Safety

Arctos prepared a health and safety plan (HSP) before initiating field activities. The HSP presented procedures for personnel and equipment safety, medical surveillance, personal protection, air-quality monitoring, exposure control, emergency response procedures, and general work practices.

Before beginning work at the site, a site safety meeting was conducted. Field personnel reviewed the HSP and signed the accompanying acknowledgment form. Field personnel were required to comply with the HSP throughout performance of site assessment activities. Based on the site history and potential chemicals of concern, field activities were initiated in Level D personal protective equipment (PPE).

Soil Vapor Sampling Procedures

Soil vapor sampling was conducted in general accordance with the Regional Water Quality Control Board – Los Angeles Region's (RWQCB) May 1996 *Interim Site Assessment and Cleanup Guidebook* (RWQCB, 1996).

Sampling for Large-Diameter Wells

Soil gas survey protocols for large-diameter wells (including groundwater wells, vapor extraction wells, or vapor monitoring wells greater than 1/4-inch diameter) conformed to RWQCB sampling and analytical procedures (RWQCB, 1996). Before samples were collected, each well was isolated from the extraction system piping. The soil vapor extraction system was shut down 24 to 48 hours before sample collection (for a static soil gas survey). Vapor samples were collected from sample ports at the top of the wellhead or located in a header pipe downstream of the well and upstream of an isolation valve.

To obtain representative soil vapor samples, a minimum of 3 casing volumes of vapor were purged from each well using an oil-less vacuum pump. Vapor samples were collected after purging in Tedlar bags with a vacuum chamber. Samples were collected upsteam of the vacuum pump.

Vapor samples collected in Tedlar bags were immediately transferred to an onsite mobile laboratory operated by a State-certified analytical laboratory for analysis. Vapor samples collected in Tedlar bags were also sent to an offsite State-certified laboratory for analysis within appropriate holding times. The samples were analyzed following the analytical program described in the work plan. Typically, samples were analyzed for volatile organic compounds (VOCs) by U.S. Environmental Protection Agency (EPA) Method 8260B, TO-14, or TO-15 using a gas chromatograph with a mass spectrometer (GC/MS).

Field Duplicate Samples

Duplicate samples were collected during the soil gas survey from anticipated or confirmed areas of impact. A minimum 5 to 10 percent of the total or at least one duplicate sample were collected each day. Duplicate samples were collected and analyzed following the same procedures previously described.

Analytical QA/QC Procedures

Laboratory analytical QA/QC procedures included (1) preparing and analyzing laboratory control samples (LCS) to assess the performance of the analytical laboratory and (2) conducting data validation in accordance with the protocols described below. QA/QC samples were prepared by the laboratory in frequencies required by the California Department of Health Services and include method blanks, matrix spike and matrix spike duplicates, and LCS.

Laboratory results were reviewed in general accordance with EPA guidelines for data validation. The data validation process included reviewing laboratory results for the following parameters:

- Completeness of the data package
- Compliance with EPA-required holding times
- Agreement of dilution factors with reported laboratory reporting limits
- Reporting limits less than or equal to residential CHHSLs for site-specific chemicals of concern
- Presence or absence of analytes in the method blanks, equipment blanks, and ambient blanks
- Agreement of duplicate samples
- Percent recovery and relative percent difference results for matrix spike and matrix spike duplicate analyses
- Percent recovery results for laboratory control samples.

References:

California Regional Water Quality Control Board, Los Angeles and Ventura Counties Region 4 (RWQCB), 1996. *Interim Site Assessment & Cleanup Guidebook*, May.

ATTACHMENT D
HISTORICAL WELL AND GROUNDWATER ELEVATIONS

TABLE D-1

**HISTORICAL WELL AND GROUNDWATER ELEVATIONS
TESORO - LIVERMORE, 67076**

Well No.	Date of Measurement	Depth to Water (feet below casing)	PVC Casing Elevation^(a) (feet MSL)	Water Table Elevation^(b) (feet MSL)
MW-1	6/1/93	37.50	474.29	436.79
	6/22/93	38.46		435.83
	10/6/93	42.22		432.07
	1/13/94	34.52		439.77
	3/30/94	31.93		442.36
	4/25/94	33.49		440.80
	8/12/94	41.03		433.26
	12/14/94	38.63		435.66
	2/10/95	30.80		443.49
	6/15/95	25.46		448.83
	9/26/95	31.05		443.24
	12/15/95	28.11		446.18
	3/21/96	17.67		456.62
	6/13/96	22.86		451.43
	9/16/96	30.04		444.25
	12/2/96	26.74		447.55
	3/7/97	20.84		453.45
	6/12/97	28.71		445.58
	9/29/97	33.91		440.38
	12/1/97	34.88		439.41
	3/19/98	19.83		454.46
	5/29/98	21.57		452.72
	9/15/98	31.68		442.61
	11/30/98	36.80		437.49
	1/17/99	30.02		444.27
	6/10/99	29.30		444.99
	9/7/99	31.41		442.88
12/13/99	32.95	441.34		
3/13/00	25.74	448.55		
6/12/00	28.24	446.05		
11/10/00	30.56	443.73		

TABLE D-1

HISTORICAL WELL AND GROUNDWATER ELEVATIONS
TESORO - LIVERMORE, 67076

Well No.	Date of Measurement	Depth to Water (feet below casing)	PVC Casing Elevation ^(a) (feet MSL)	Water Table Elevation ^(b) (feet MSL)
MW-1	12/31/00	31.71	474.29	442.58
(cont.)	3/27/01	30.43		443.86
	6/30/01	36.61		437.68
	9/26/01	45.10		429.19
	12/18/01	39.39		434.90
	3/18/02	38.24		436.05
	8/21/02	36.71		437.58
	12/3/02	36.85		437.44
	3/4/03	33.72		440.57
	6/10/03	31.31		442.98
	9/9/03	35.05		439.24
	12/23/03	30.15		444.14
	3/23/04	26.61		447.68
	5/10/04	30.31		443.98
	8/4/04	34.77		439.52
	11/4/04	33.93		440.36
	1/12/05	27.82		446.47
	5/2/05	24.87		449.42
	7/19/05	29.26		445.03
	11/21/05	31.15		443.14
	2/9/06	26.24		448.05
	5/16/06	24.87		449.42
	8/9/06	31.64		442.65
	11/8/06	31.16		443.13
	2/14/07	30.00		444.29
	5/17/07	33.75		440.54
	8/2/07	40.00	434.29	
	11/12/07	48.55	425.74	
	2/14/08	34.74	439.55	
	5/8/08	36.15	438.14	
	7/23/08	45.76	428.53	

TABLE D-1

HISTORICAL WELL AND GROUNDWATER ELEVATIONS
TESORO - LIVERMORE, 67076

Well No.	Date of Measurement	Depth to Water (feet below casing)	PVC Casing Elevation ^(a) (feet MSL)	Water Table Elevation ^(b) (feet MSL)
MW-1 (cont.)	10/13/08	51.00	474.29	423.29
	2/11/09	48.69		425.60
	4/27/09	41.90		432.39
	8/4/09	51.44		422.85
	12/8/09	39.87		434.42
	2/11/10	35.20		439.09
	5/3/10	31.23		443.06
MW-2	6/1/93	38.02	472.98	434.96
	6/22/93	39.07		433.91
	10/6/93	43.72		429.26
	1/13/94	35.85		437.13
	3/30/94	32.82		440.16
	4/25/94	34.76		438.22
	8/12/94	44.33		428.65
	12/14/94	40.00		432.98
	2/10/95	32.16		440.82
	6/15/95	25.93		447.05
	9/26/95	32.42		440.56
	12/15/95	29.41		443.57
	3/21/96	17.47		455.51
	6/13/96	23.69		449.29
	9/16/96	31.24		441.74
	12/2/96	26.90		446.08
	3/7/97	21.33		451.65
	6/12/97	29.94		443.04
	9/29/97	34.22		438.76
	12/1/97	35.94		437.04
	3/19/98	20.34		452.64
5/29/98	22.63	450.35		
9/15/98	32.30	440.68		
11/30/98	36.90	436.08		
1/17/99	30.17	442.81		

TABLE D-1

HISTORICAL WELL AND GROUNDWATER ELEVATIONS
TESORO - LIVERMORE, 67076

Well No.	Date of Measurement	Depth to Water (feet below casing)	PVC Casing Elevation ^(a) (feet MSL)	Water Table Elevation ^(b) (feet MSL)
MW-2	6/10/99	29.98	472.98	443.00
(cont.)	9/7/99	31.85		441.13
	12/13/99	33.72		439.26
	3/13/00	26.54		446.44
	6/12/00	28.44		444.54
	11/10/00	31.31		441.67
	12/31/00	32.68		440.30
	3/27/01	30.81		442.17
	6/30/01	37.58		435.40
	9/26/01	44.97		428.01
	12/18/01	40.67		432.31
	3/18/02	38.94		434.04
	6/5/02	36.45		436.53
	8/21/02	37.15		435.83
	12/3/02	36.76		436.22
	3/4/03	33.60		439.38
	6/10/03	32.89		440.09
	9/9/03	35.45		437.53
	12/23/03	31.79		441.19
	3/23/04	28.25		444.73
	5/10/04	30.91		442.07
	8/4/04	35.36		437.62
	11/4/04	34.92		438.06
	1/12/05	29.46		443.52
	5/2/05	25.61		447.37
	7/19/05	30.11		442.87
	11/21/05	32.04	440.94	
	2/9/06	27.11	445.87	
	5/17/06	25.18	447.80	
	8/9/06	32.69	440.29	
	11/8/06	33.21	439.77	

TABLE D-1

HISTORICAL WELL AND GROUNDWATER ELEVATIONS
TESORO - LIVERMORE, 67076

Well No.	Date of Measurement	Depth to Water (feet below casing)	PVC Casing Elevation ^(a) (feet MSL)	Water Table Elevation ^(b) (feet MSL)
MW-2 (cont.)	2/14/07	31.27	472.98	441.71
	5/17/07	34.40		438.58
	8/2/07	41.23		431.75
	11/12/07	48.22		424.76
	2/14/08	36.31		436.67
	5/8/08	36.70		436.28
	7/23/08	45.78		427.20
	10/13/08	51.30		421.68
	2/11/09	48.90		424.08
	4/27/09	42.62		430.36
	8/4/09	51.83		421.15
	12/8/09	40.82		432.16
	2/11/10	36.54		436.44
	5/3/10	32.44		440.54
MW-3	6/1/93	36.18	473.37	437.19
	6/22/93	37.11		436.26
	10/6/93	41.15		432.22
	1/13/94	33.95		439.42
	3/30/94	30.97		442.40
	4/25/94	32.46		440.91
	8/12/94	41.72		431.65
	12/14/94	37.62		435.75
	2/10/95	29.96		443.41
	6/15/95	23.66		449.71
	9/26/95	29.62		443.75
	12/15/95	27.10		446.27
	3/21/96	15.85		457.52
	6/13/96	21.31		452.06
	9/16/96	28.62		444.75
	12/2/96	25.55		447.82
3/7/97	19.77	453.60		
6/12/97	27.67	445.70		

TABLE D-1

HISTORICAL WELL AND GROUNDWATER ELEVATIONS
TESORO - LIVERMORE, 67076

Well No.	Date of Measurement	Depth to Water (feet below casing)	PVC Casing Elevation ^(a) (feet MSL)	Water Table Elevation ^(b) (feet MSL)
MW-3	9/29/97	29.60	473.37	443.77
(cont.)	12/1/97	33.37		440.00
	3/19/98	18.76		454.61
	5/29/98	20.64		452.73
	9/15/98	30.70		442.67
	11/30/98	34.96		438.41
	1/17/99	28.81		444.56
	6/10/99	28.10		445.27
	9/7/99	30.38		442.99
	12/13/99	31.46		441.91
	3/13/00	24.28		449.09
	6/12/00	26.80		446.57
	11/10/00	29.47		443.90
	12/31/00	31.38		441.99
	3/27/01	29.94		443.43
	6/30/01	37.54		435.83
	9/26/01	45.17		428.20
	12/18/01	39.41		433.96
	3/18/02	37.73		435.64
	6/5/02	35.35		438.02
	8/21/02	36.21		437.16
	12/3/02	35.62		437.75
	3/4/03	32.75		440.62
	6/10/03	31.26		442.11
	9/9/03	34.72		438.65
	12/23/03	30.47		442.90
	3/23/04	26.67	446.70	
	5/10/04	30.25	443.12	
	8/4/04	34.70	438.67	
	11/4/04	33.94	439.43	
	1/12/05	28.21	445.16	

TABLE D-1

**HISTORICAL WELL AND GROUNDWATER ELEVATIONS
TESORO - LIVERMORE, 67076**

Well No.	Date of Measurement	Depth to Water (feet below casing)	PVC Casing Elevation^(a) (feet MSL)	Water Table Elevation^(b) (feet MSL)
MW-3 (cont.)	5/2/05	24.56	473.37	448.81
	7/19/05	29.39		443.98
	11/21/05	31.30		442.07
	2/9/06	26.21		447.16
	5/16/06	24.36		449.01
	8/9/06	31.90		441.47
	11/8/06	31.30		442.07
	2/14/07	30.20		443.17
	5/17/07	33.64		439.73
	8/2/07	41.74		431.63
	11/12/07	47.41		425.96
	2/14/08	34.73		438.64
	5/8/08	35.60		437.77
	7/23/08	45.00		428.37
	10/13/08	50.70		422.67
	2/11/09	47.81		425.56
	4/27/09	41.18		432.19
	8/4/09	51.89		421.48
	12/8/09	39.50		433.87
2/11/10	35.19	438.18		
5/3/10	31.39	441.98		
MW-4	3/30/94	31.56	473.64	442.08
	4/25/94	32.73		440.91
	8/12/94	41.61		432.03
	12/14/94	38.11		435.53
	2/10/95	30.50		443.14
	6/15/95	23.63		450.01
	9/26/95	29.70		443.94
	12/15/95	27.56		446.08
	3/21/96	15.63		458.01
	6/13/96	21.07		452.57
	9/16/96	28.99		444.65

TABLE D-1

HISTORICAL WELL AND GROUNDWATER ELEVATIONS
TESORO - LIVERMORE, 67076

Well No.	Date of Measurement	Depth to Water (feet below casing)	PVC Casing Elevation ^(a) (feet MSL)	Water Table Elevation ^(b) (feet MSL)
MW-4	12/2/96	26.04	473.64	447.60
(cont.)	3/7/97	19.69		453.95
	6/12/97	28.04		445.60
	9/29/97	29.91		443.73
	12/1/97	33.88		439.76
	3/19/98	18.67		454.97
	5/29/98	20.16		453.48
	9/15/98	30.46		443.18
	11/30/98	34.50		439.14
	1/17/99	28.30		445.34
	6/10/99	27.60		446.04
	9/7/99	30.79		442.85
	12/13/99	31.60		442.04
	3/13/00	24.35		449.29
	6/12/00	26.91		446.73
	11/10/00	29.71		443.93
	12/31/00	31.79		441.85
	3/27/01	29.98		443.66
	6/30/01	36.88		436.76
	9/26/01	43.87		429.77
	12/18/01	39.30		434.34
	3/18/02	37.75		435.89
	6/5/02	35.68		437.96
	8/21/02	36.58		437.06
	12/3/02	35.90		437.74
	3/4/03	32.73		440.91
	6/10/03	31.20	442.44	
	9/9/03	34.64	439.00	
	12/23/03	31.30	442.34	
	3/23/04	26.71	446.93	
	5/10/04	30.33	443.31	

TABLE D-1

HISTORICAL WELL AND GROUNDWATER ELEVATIONS
TESORO - LIVERMORE, 67076

Well No.	Date of Measurement	Depth to Water (feet below casing)	PVC Casing Elevation ^(a) (feet MSL)	Water Table Elevation ^(b) (feet MSL)
MW-4 (cont.)	8/4/04	34.87	473.64	438.77
	11/4/04	34.28		439.36
	1/12/05	28.67		444.97
	5/2/05	24.46		449.18
	7/19/05	29.36		444.28
	11/21/05	31.80		441.84
	2/9/06	26.34		447.30
	5/16/06	24.30		449.34
	8/9/06	32.05		441.59
	11/8/06	32.85		440.79
	2/14/07	30.46		443.18
	5/17/07	33.92		439.72
	8/2/07	40.68		432.96
	11/12/07	DRY ^(c)		-- ^(d)
	2/14/08	34.53		439.11
	5/8/08	35.55		438.09
	7/23/08	43.87		429.77
	10/13/08	DRY		--
	2/11/09	DRY		--
	4/27/09	40.64		433.00
8/4/09	DRY	--		
12/8/09	39.46	434.18		
2/11/10	35.31	438.33		
5/3/10	31.55	442.09		
MW-5	3/30/94	32.07	472.67	440.60
	4/25/94	33.65		439.02
	8/12/94	42.73		429.94
	12/14/94	38.89		433.78
	2/10/95	31.44		441.23
	6/15/95	24.99		447.68
	9/26/95	30.20		442.47
	12/15/95	28.56		444.11

TABLE D-1

HISTORICAL WELL AND GROUNDWATER ELEVATIONS
TESORO - LIVERMORE, 67076

Well No.	Date of Measurement	Depth to Water (feet below casing)	PVC Casing Elevation ^(a) (feet MSL)	Water Table Elevation ^(b) (feet MSL)
MW-5	3/21/96	16.82	472.67	455.85
(cont.)	6/13/96	22.61		450.06
	9/16/96	29.78		442.89
	12/2/96	26.51		446.16
	3/7/97	21.91		450.76
	9/29/97	31.74		440.93
	12/1/97	34.05		438.62
	3/19/98	20.93		451.74
	5/29/98	21.30		451.37
	9/15/98	31.32		441.35
	11/30/98	35.44		437.23
	1/17/99	29.59		443.08
	6/10/99	28.05		444.62
	9/7/99	31.11		441.56
	12/13/99	32.66		440.01
	3/13/00	25.87		446.80
	6/12/00	28.15		444.52
	11/10/00	30.05		442.62
	12/31/00	31.81		440.86
	3/27/01	30.57		442.10
	6/30/01	37.24		435.43
	9/26/01	44.53		428.14
	12/18/01	40.65		432.02
	3/18/02	38.75		433.92
	6/5/02	36.21		436.46
	8/21/02	36.76		435.91
	12/3/02	36.12	436.55	
	3/4/03	32.90	439.77	
	6/10/03	33.04	439.63	
	9/9/03	34.20	438.47	
	12/23/03	31.38	441.29	

TABLE D-1

HISTORICAL WELL AND GROUNDWATER ELEVATIONS
TESORO - LIVERMORE, 67076

Well No.	Date of Measurement	Depth to Water (feet below casing)	PVC Casing Elevation ^(a) (feet MSL)	Water Table Elevation ^(b) (feet MSL)
MW-5 (cont.)	3/23/04	27.51	472.67	445.16
	5/10/04	31.12		441.55
	8/4/04	35.09		437.58
	11/4/04	34.34		438.33
	1/12/05	29.19		443.48
	5/2/05	25.31		447.36
	7/19/05	30.49		442.18
	11/21/05	32.35		440.32
	2/9/06	27.19		445.48
	5/16/06	25.30		447.37
	8/9/06	32.68		439.99
	11/8/06	32.22		440.45
	2/14/07	34.00		438.67
	5/17/07	34.29		438.38
	8/2/07	41.72		430.95
	11/12/07	DRY		--
	2/14/08	35.66		437.01
	5/8/08	36.60		436.07
	7/23/08	DRY		--
	10/13/08	DRY		--
2/11/09	DRY	--		
4/27/09	42.50	430.17		
8/4/09	DRY	--		
12/8/09	39.92	432.75		
2/11/10	36.62	436.05		
5/3/10	32.89	439.78		
MW-6	3/30/94	33.38	471.93	438.55
	4/25/94	35.49		436.44
	8/12/94	45.14		426.79
	12/14/94	40.99		430.94
	2/10/95	33.34		438.59
	6/15/95	26.88		445.05

TABLE D-1

HISTORICAL WELL AND GROUNDWATER ELEVATIONS
TESORO - LIVERMORE, 67076

Well No.	Date of Measurement	Depth to Water (feet below casing)	PVC Casing Elevation ^(a) (feet MSL)	Water Table Elevation ^(b) (feet MSL)
MW-6	9/26/95	33.55	471.93	438.38
(cont.)	12/15/95	30.32		441.61
	3/21/96	18.89		453.04
	6/13/96	24.62		447.31
	9/16/96	32.64		439.29
	12/2/96	27.42		444.51
	3/7/97	22.13		449.80
	6/12/97	31.02		440.91
	9/29/97	35.77		436.16
	12/1/97	37.14		434.79
	3/19/98	21.10		450.83
	5/29/98	23.26		448.67
	9/15/98	33.50		438.43
	11/30/98	38.73		433.20
	1/17/99	32.05		439.88
	6/10/99	31.44		440.49
	9/7/99	33.94		437.99
	12/13/99	35.84		436.09
	3/13/00	28.45		443.48
	6/12/00	30.52		441.41
	11/10/00	32.99		438.94
	12/31/00	34.95		436.98
	3/27/01	32.72		439.21
	6/30/01	39.86		432.07
	9/26/01	DRY		--
	12/18/01	43.36		428.57
	3/18/02	41.29		430.64
	6/5/02	38.85		433.08
	8/21/02	39.02	432.91	
	12/3/02	38.76	433.17	
	3/4/03	35.13	436.80	

TABLE D-1

HISTORICAL WELL AND GROUNDWATER ELEVATIONS
TESORO - LIVERMORE, 67076

Well No.	Date of Measurement	Depth to Water (feet below casing)	PVC Casing Elevation ^(a) (feet MSL)	Water Table Elevation ^(b) (feet MSL)
MW-6 (cont.)	6/10/03	34.15	471.93	437.78
	9/9/03	37.66		434.27
	12/23/03	33.43		438.50
	3/23/04	29.96		441.97
	5/10/04	32.98		438.95
	8/4/04	37.02		434.91
	11/4/04	37.03		434.90
	1/12/05	32.01		439.92
	5/2/05	27.30		444.63
	7/19/05	32.27		439.66
	11/21/05	33.23		438.70
	2/9/06	29.07		442.86
	5/17/06	27.23		444.70
	8/9/06	35.22		436.71
	11/8/06	33.41		438.52
	2/14/07	33.43		438.50
	5/17/07	36.50		435.43
	8/2/07	42.24		429.69
	11/12/07	DRY		--
	2/14/08	38.67		433.26
	5/8/08	38.50		433.43
	7/23/08	DRY		--
	10/13/08	DRY		--
2/11/09	DRY	--		
4/27/09	44.87	427.06		
8/4/09	DRY	--		
12/8/09	43.02	428.91		
2/11/10	38.89	433.04		
5/3/10	34.56	437.37		
MW-7	3/30/94	31.98	472.33	440.35
	4/25/94	33.56		438.77
	8/12/94	43.35		428.98

TABLE D-1

HISTORICAL WELL AND GROUNDWATER ELEVATIONS
TESORO - LIVERMORE, 67076

Well No.	Date of Measurement	Depth to Water (feet below casing)	PVC Casing Elevation ^(a) (feet MSL)	Water Table Elevation ^(b) (feet MSL)
MW-7	12/14/94	39.34	472.33	432.99
(cont.)	2/10/95	32.11		440.22
	6/15/95	25.51		446.82
	9/26/95	31.43		440.90
	12/15/95	28.97		443.36
	3/21/96	17.36		454.97
	6/13/96	23.47		448.86
	9/16/96	31.35		440.98
	12/2/96	27.11		445.22
	3/7/97	21.33		451.00
	6/12/97	29.90		442.43
	9/29/97	34.37		437.96
	12/1/97	36.46		435.87
	3/19/98	20.33		452.00
	5/29/98	22.30		450.03
	9/15/98	32.54		439.79
	11/30/98	37.96		434.37
	1/17/99	31.04		441.29
	6/10/99	29.89		442.44
	9/7/99	32.38		439.95
	12/13/99	33.98		438.35
	3/13/00	27.09		445.24
	6/12/00	28.76		443.57
	11/10/00	31.54		440.79
	12/31/00	32.76		439.57
	3/27/01	30.97		441.36
	6/30/01	37.50		434.83
	9/26/01	45.11	427.22	
	12/18/01	41.13	431.20	
	3/18/02	39.22	433.11	
	6/5/02	36.55	435.78	

TABLE D-1

HISTORICAL WELL AND GROUNDWATER ELEVATIONS
TESORO - LIVERMORE, 67076

Well No.	Date of Measurement	Depth to Water (feet below casing)	PVC Casing Elevation ^(a) (feet MSL)	Water Table Elevation ^(b) (feet MSL)
MW-7	8/21/02	36.81	472.33	435.52
(cont.)	12/3/02	36.52		435.81
	3/4/03	32.60		439.73
	6/10/03	31.33		441.00
	9/9/03	34.71		437.62
	12/23/03	30.80		441.53
	3/23/04	26.41		445.92
	5/10/04	29.86		442.47
	8/4/04	34.06		438.27
	11/4/04	34.12		438.21
	1/12/05	28.83		443.50
	5/2/05	24.66		447.67
	7/19/05	29.07		443.26
	11/21/05	30.42		441.91
	2/9/06	26.15		446.18
	5/16/06	24.44		447.89
	8/9/06	31.77		440.56
	11/8/06	31.14		441.19
	2/14/07	30.39		441.94
	5/17/07	33.31		439.02
	8/2/07	37.09		435.24
	11/12/07	DRY		--
	2/14/08	36.51		435.82
	5/8/08	36.00		436.33
	7/23/08	44.42		427.91
	10/13/08	DRY		--
	2/11/09	DRY		--
	4/27/09	41.80	430.53	
	8/4/09	DRY	--	
	12/17/09	39.26	433.07	
	2/11/10	36.18	436.15	
	5/3/10	31.80	440.53	

TABLE D-1

HISTORICAL WELL AND GROUNDWATER ELEVATIONS
TESORO - LIVERMORE, 67076

Well No.	Date of Measurement	Depth to Water (feet below casing)	PVC Casing Elevation ^(a) (feet MSL)	Water Table Elevation ^(b) (feet MSL)
MW-8	12/23/03	32.01	471.18	439.17
	3/23/04	28.50		442.68
	5/10/04	31.44		439.74
	8/4/04	35.11		436.07
	11/4/04	34.77		436.41
	1/12/05	29.66		441.52
	5/2/05	25.91		445.27
	7/19/05	30.56		440.62
	11/21/05	32.48		438.70
	2/9/06	27.40		443.78
	5/16/06	25.60		445.58
	8/9/06	32.77		438.41
	11/8/06	32.10		439.08
	2/14/07	30.94		440.24
	5/17/07	34.14		437.04
	8/2/07	41.24		429.94
	11/12/07	DRY		--
	2/14/08	36.51		435.82
	5/8/08	36.00		436.33
	7/23/08	44.42		427.91
	10/13/08	DRY		--
	2/11/09	DRY		--
4/27/09	41.80	430.53		
8/4/09	DRY	--		
12/17/09	39.92	431.26		
2/11/10	36.72	434.46		
5/3/10	32.81	438.37		
MW-9	12/23/03	34.03	470.78	436.75
	3/23/04	30.01		440.77
	5/10/04	33.61		437.17
	8/4/04	37.47		433.31
	11/4/04	37.44		433.34

TABLE D-1

HISTORICAL WELL AND GROUNDWATER ELEVATIONS
TESORO - LIVERMORE, 67076

Well No.	Date of Measurement	Depth to Water (feet below casing)	PVC Casing Elevation ^(a) (feet MSL)	Water Table Elevation ^(b) (feet MSL)
MW-9 (cont.)	5/2/05	27.73	470.78	443.05
	7/19/05	32.90		437.88
	11/21/05	34.15		436.63
	2/9/06	29.44		441.34
	5/16/06	27.50		443.28
	8/9/06	35.85		434.93
	11/8/06	34.18		436.60
	2/14/07	34.00		436.78
	5/17/07	36.88		433.90
	8/2/07	44.11		426.67
	11/12/07	DRY		--
	2/14/08	39.32		431.46
	5/8/08	38.90		431.88
	7/23/08	DRY		--
	10/13/08	DRY		--
	2/11/09	DRY		--
	4/27/09	43.79		426.99
	8/4/09	DRY		--
	12/8/09	43.61		427.17
	2/11/10	39.48		431.30
5/3/10	34.96	435.82		
MW-10	12/23/03	33.80	471.63	437.83
	3/23/04	28.68		442.95
	5/10/04	32.15		439.48
	8/4/04	36.40		435.23
	11/4/04	36.21		435.42
	1/12/05	31.64		439.99
	5/2/05	27.01		444.62
	7/19/05	31.59		440.04
	11/21/05	32.96		438.67
	2/9/06	28.56		443.07
	5/16/06	26.83		444.80

TABLE D-1

HISTORICAL WELL AND GROUNDWATER ELEVATIONS
TESORO - LIVERMORE, 67076

Well No.	Date of Measurement	Depth to Water (feet below casing)	PVC Casing Elevation ^(a) (feet MSL)	Water Table Elevation ^(b) (feet MSL)
MW-10 (cont.)	8/9/06	34.37	471.63	437.26
	11/8/06	33.41		438.22
	2/14/07	32.81		438.82
	5/17/07	35.85		435.78
	8/2/07	43.46		428.17
	11/12/07	DRY		--
	2/14/08	39.71		431.92
	5/8/08	37.55		434.08
	7/23/08	DRY		--
	10/13/08	DRY		--
	2/11/09	DRY		--
	4/27/09	DRY		--
	8/4/09	44.52		427.11
	12/8/09	42.80		428.83
	2/11/10	39.74		431.89
5/3/10	33.97	437.66		
MW-11	12/16/08	DRY	473.26	--
	2/11/09	DRY		--
	4/27/09	DRY		--
	8/4/09	DRY		--
	12/8/09	40.25		433.01
	2/11/10	NM ^(d)		--
	5/3/10	31.36		441.90
VW-2	8/4/04	34.13	473.28	439.15
	11/4/04	34.75		438.53
	1/12/05	29.35		443.93
	5/2/05	25.34		447.94
	7/19/05	29.76		443.52
	11/21/05	31.81		441.47
	2/9/06	27.21		446.07
	5/17/06	25.26		448.02
	8/9/06	31.74		441.54
	11/8/06	33.52		439.76

TABLE D-1

HISTORICAL WELL AND GROUNDWATER ELEVATIONS
TESORO - LIVERMORE, 67076

Well No.	Date of Measurement	Depth to Water (feet below casing)	PVC Casing Elevation ^(a) (feet MSL)	Water Table Elevation ^(b) (feet MSL)
VW-2 (cont.)	2/14/07	30.77	473.28	442.51
	5/17/07	33.17		440.11
	8/2/07	36.33		436.95
	11/12/07	DRY		--
	2/14/08	35.55		437.73
	5/8/08	35.31		437.97
	7/23/08	DRY		--
	10/13/08	DRY		--
	2/11/09	DRY		--
	4/27/09	DRY		--
	8/4/09	DRY		--
	12/8/09	DRY		--
	2/11/10	NM		--
	5/3/10	31.84		441.44
VW-3	8/4/04	32.89	474.38	441.49
	11/4/04	34.78		439.60
	1/12/05	29.51		444.87
	5/2/05	24.79		449.59
	7/19/05	28.91		445.47
	11/21/05	31.07		443.31
	2/9/06	26.60		447.78
	5/16/06	24.19		450.19
	8/9/06	30.53		443.85
	11/8/06	31.62		442.76
	2/14/07	30.48		443.90
	5/17/07	31.70		442.68
	8/2/07	35.55		438.83
	11/12/07	DRY		--
	2/14/08	DRY		--
	5/8/08	34.80		439.58
	7/23/08	DRY		--
	10/13/08	DRY		--

TABLE D-1

HISTORICAL WELL AND GROUNDWATER ELEVATIONS
TESORO - LIVERMORE, 67076

Well No.	Date of Measurement	Depth to Water (feet below casing)	PVC Casing Elevation ^(a) (feet MSL)	Water Table Elevation ^(b) (feet MSL)
VW-3 (cont.)	2/11/09	DRY	474.38	--
	4/27/09	DRY		--
	8/4/09	DRY		--
	12/8/09	DRY		--
	2/11/10	DRY		--
	5/3/10	31.85		442.53
TP-1	7/19/05	29.91	472.82	442.91
	11/21/05	32.28		440.54
	2/9/06	28.02		444.80
	5/17/06	25.18		447.64
	8/9/06	32.81		440.01
	11/8/06	32.02		440.80
	2/14/07	33.59		439.23
	5/17/07	33.52		439.30
	8/2/07	40.30		432.52
	11/12/07	DRY		--
	2/14/08	36.17		436.65
	5/8/08	36.17		436.65
	7/23/08	DRY		--
	10/13/08	DRY		--
	2/11/09	DRY		--
	4/27/09	DRY		--
	8/4/09	DRY		--
	12/8/09	41.39		431.43
2/11/10	NM	--		
5/3/10	32.32	440.50		
TP-2	7/19/05	29.67	472.93	443.26
	11/21/05	31.43		441.50
	2/9/06	27.27		445.66
	5/17/06	25.00		447.93
	8/9/06	31.74		441.19
	11/8/06	32.80		440.13
	2/14/07	30.32		442.61

TABLE D-1

**HISTORICAL WELL AND GROUNDWATER ELEVATIONS
TESORO - LIVERMORE, 67076**

Well No.	Date of Measurement	Depth to Water (feet below casing)	PVC Casing Elevation^(a) (feet MSL)	Water Table Elevation^(b) (feet MSL)
TP-2 (cont.)	5/17/07	33.28	472.93	439.65
	8/2/07	39.35		433.58
	11/12/07	DRY		--
	2/14/08	35.62		437.31
	5/8/08	36.62		436.31
	7/23/08	DRY		--
	10/13/08	DRY		--
	2/11/09	DRY		--
	4/27/09	DRY		--
	8/4/09	DRY		--
	12/17/09	40.08		432.85
	2/11/10	NM		--
5/3/10	31.85	441.08		
DW-1	5/22/08	37.30	472.85	435.55
	7/23/08	45.55		427.30
	10/13/08	51.40		421.45
	2/11/09	48.28		424.57
	4/27/09	41.74		431.11
	8/4/09	52.22		420.63
	12/8/09	39.79		433.06
	2/11/10	35.57		437.28
	5/3/10	31.70		441.15
DW-2	5/22/08	39.80	471.61	431.81
	7/23/08	48.25		423.36
	10/13/08	53.40		418.21
	2/11/09	51.50		420.11
	4/27/09	44.71		426.90
	8/4/09	54.67		416.94
	12/8/09	42.88		428.73
	2/11/10	38.63		432.98
	5/3/10	34.46		437.15
DW-3	5/22/08	40.20	470.33	430.13
	7/23/08	49.09		421.24
	10/13/08	54.62		415.71

TABLE D-1

**HISTORICAL WELL AND GROUNDWATER ELEVATIONS
TESORO - LIVERMORE, 67076**

Well No.	Date of Measurement	Depth to Water (feet below casing)	PVC Casing Elevation^(a) (feet MSL)	Water Table Elevation^(b) (feet MSL)
DW-3 (cont.)	2/11/09	51.96	470.33	418.37
	4/27/09	45.17		425.16
	8/4/09	56.32		414.01
	12/8/09	42.92		427.41
	2/11/10	38.75		431.58
	5/3/10	34.51		435.82
DW-4	5/22/08	40.20	468.48	428.28
	7/23/08	49.50		418.98
	10/13/08	54.90		413.58
	2/11/09	51.71		416.77
	4/27/09	45.10		423.38
	8/4/09	56.46		412.02
	12/8/09	42.26		426.22
	2/11/10	37.98		430.50
	5/3/10	34.04		434.44
DW-5	12/8/09	43.05	471.86	428.81
	2/11/10	38.93		432.93
	5/3/10	34.55		437.31
DW-6	12/8/09	43.50	471.77	428.27
	2/11/10	39.22		432.55
	5/3/10	35.15		436.62
DW-7	12/8/09	43.01	470.07	427.06
	2/11/10	38.70		431.37
	5/3/10	34.64		435.43
IP-1	7/23/08	45.49	473.16	427.67
	10/13/08	51.30		421.86
	5/3/10 ^(e)	33.08		440.08
IP-2	7/23/08	46.83	473.21	426.38
	10/13/08	51.40		421.81
	5/3/10 ^(e)	32.00		441.21
IP-3	7/23/08	45.47	472.97	427.50
	10/13/08	51.11		421.86
	5/3/10 ^(e)	31.68		441.29
IP-4	7/23/08	44.55	473.02	428.47
	10/13/08	50.89		422.13
	5/3/10 ^(e)	31.61		441.41

TABLE D-1

**HISTORICAL WELL AND GROUNDWATER ELEVATIONS
TESORO - LIVERMORE, 67076**

Well No.	Date of Measurement	Depth to Water (feet below casing)	PVC Casing Elevation^(a) (feet MSL)	Water Table Elevation^(b) (feet MSL)
IP-5	7/23/08	44.70	473.06	428.36
	10/13/08	51.06		422.00
	5/3/10 ^(e)	31.60		441.46
IP-6	7/23/08	49.91	472.73	427.50
	10/13/08	55.63		422.31
	5/3/10 ^(e)	34.98		437.75
IP-7	7/23/08	51.45	472.86	426.23
	10/13/08	57.23		420.99
	5/3/10 ^(e)	35.75		437.11
IP-8	12/16/08	50.48	473.13	422.65
	5/3/10 ^(e)	33.34		439.79
IP-9	12/16/08	52.51	473.47	420.96
	5/3/10 ^(e)	31.79		441.68
IP-10	2/11/09	48.77	473.78	425.01
	5/3/10 ^(e)	32.23		441.55
MW-A	1/17/99	30.13	NM	--
MW-B	1/17/99	30.29	NM	--
MW-C	1/17/99	30.60	NM	--
MW-D	1/17/99	31.32	NM	--
MW-E	1/17/99	31.36	NM	--
MW-W	1/17/99	30.91	NM	--

- (a) Elevation of PVC well casing (north edge) surveyed relative to mean sea level (MSL).
Wells were surveyed by Cross Land Surveying, Inc., per AB 2886 requirements.
Benchmark K2-741, elevation is 467.835 feet above MSL.
- (b) Water Table Elevation = (Casing Elevation - Depth to Water)
- (c) Depth of groundwater assumed to be below screened interval; well had 6 inches or less of water.
- (d) NM = Not measured.
- (e) Baseline remediation system values.

ATTACHMENT E
HISTORICAL GROUNDWATER ANALYTICAL RESULTS

TABLE E-1

HISTORICAL GROUNDWATER ANALYTICAL RESULTS
TESORO - LIVERMORE, 67076

Monitoring Well	Sample Date ^(a)	TPHg ^(b) (µg/l)	Benzene ^(b) (µg/l)	Toluene ^(b) (µg/l)	Ethylbenzene ^(b) (µg/l)	Total Xylenes ^(b) (µg/l)	MTBE ^(b) (µg/l)	DIPE ^(b) (µg/l)	ETBE ^(b) (µg/l)	TAME ^(b) (µg/l)	TBA ^(b) (µg/l)	Methanol ^(b) (µg/l)	Ethanol ^(b) (µg/l)	1,2-DCA ^(b) (µg/l)	EDB ^(b) (µg/l)
MW-1	6/1/93	27,000	2,200	400	ND<0.5 ^(c)	4,900	-- ^(d)	--	--	--	--	--	--	--	--
	6/22/93	87,000	8,000	10,000	260	10,000	--	--	--	--	--	--	--	--	--
	10/6/93	40,000	4,700	6,500	740	5,300	--	--	--	--	--	--	--	--	--
	1/13/94	9,400	1,300	9,500	110	850	--	--	--	--	--	--	--	--	--
	3/30/94	NS ^(e)	NS	NS	NS	NS	NS	NS	NS	NS	NS	NS	NS	NS	NS
	4/25/94	11,000	1,500	1,800	290	1,700	--	--	--	--	--	--	--	--	--
	8/12/94	11,000	550	330	260	1,400	--	--	--	--	--	--	--	--	--
	12/14/94	11,000	1,000	1,200	320	1,500	--	--	--	--	--	--	--	--	--
	2/10/95	9,300	1,200	1,500	280	1,500	--	--	--	--	--	--	--	--	--
	6/15/95	140	5.6	ND<0.5	ND<0.5	ND<0.5	--	--	--	--	--	--	--	--	--
	9/26/95	410	140	ND<0.5	ND<0.5	43	--	--	--	--	--	--	--	--	--
	12/15/95	740	250	ND<1.3	ND<1.3	87	--	--	--	--	--	--	--	--	--
	3/21/96	ND<50	0.52	ND<0.5	ND<0.5	0.51	--	--	--	--	--	--	--	--	--
	6/13/96	240	ND<0.5	ND<0.5	ND<0.5	ND<0.5	--	--	--	--	--	--	--	--	--
	9/16/96	720	70	ND<0.5	1.0	5.1	ND<5	--	--	--	--	--	--	--	--
	12/2/96	ND<50	ND<0.5	ND<0.5	ND<0.5	ND<0.5	ND<5	--	--	--	--	--	--	--	--
	3/7/97	600	6.7	ND<0.5	1.2	1.8	ND<5	--	--	--	--	--	--	--	--
	6/12/97	18,000	180	800	410	1,800	ND<5	--	--	--	--	--	--	--	--
	9/29/97	350	120	1.5	ND<0.5	12	ND<5	--	--	--	--	--	--	--	--
	12/1/97	ND<50	7.0	ND<0.5	ND<0.5	ND<0.5	ND<5	--	--	--	--	--	--	--	--
3/19/98	ND<50	ND<0.5	ND<0.5	ND<0.5	ND<0.5	ND<5	--	--	--	--	--	--	--	--	
5/29/98	ND<50	ND<0.5	ND<0.5	ND<0.5	ND<0.5	ND<5	--	--	--	--	--	--	--	--	
9/15/98	ND<50	ND<0.5	ND<0.5	ND<0.5	ND<0.5	ND<5	--	--	--	--	--	--	--	--	
11/30/98	ND<50	ND<0.5	ND<0.5	ND<0.5	ND<0.5	ND<5	--	--	--	--	--	--	--	--	
1/17/99	ND<50	ND<0.5	ND<0.5	ND<0.5	ND<0.5	ND<5	--	--	--	--	--	--	--	--	
6/10/99	ND<50	ND<0.5	ND<0.5	ND<0.5	ND<0.5	ND<5	--	--	--	--	--	--	--	--	

TABLE E-1

HISTORICAL GROUNDWATER ANALYTICAL RESULTS
TESORO - LIVERMORE, 67076

Monitoring Well	Sample Date ^(a)	TPHg ^(b) (µg/l)	Benzene ^(b) (µg/l)	Toluene ^(b) (µg/l)	Ethylbenzene ^(b) (µg/l)	Total Xylenes ^(b) (µg/l)	MTBE ^(b) (µg/l)	DIPE ^(b) (µg/l)	ETBE ^(b) (µg/l)	TAME ^(b) (µg/l)	TBA ^(b) (µg/l)	Methanol ^(b) (µg/l)	Ethanol ^(b) (µg/l)	1,2-DCA ^(b) (µg/l)	EDB ^(b) (µg/l)
MW-1 (cont.)	9/7/99	ND<50	ND<0.5	ND<0.5	ND<0.5	ND<0.5	ND<5	--	--	--	--	--	--	--	--
	12/13/99	ND<50	ND<0.5	ND<0.5	ND<0.5	ND<0.5	ND<5	--	--	--	--	--	--	--	--
	3/13/00	ND<50	ND<0.5	ND<0.5	ND<0.5	ND<0.5	ND<5	--	--	--	--	--	--	--	--
	6/12/00	ND<50	ND<0.5	ND<0.5	ND<0.5	ND<0.5	ND<5	--	--	--	--	--	--	--	--
	11/10/00	ND<50	ND<0.5	ND<0.5	ND<0.5	ND<0.5	ND<0.5	--	--	--	--	--	--	--	--
	12/31/00	ND<50	ND<0.5	ND<0.5	ND<0.5	ND<0.5	ND<0.5	--	--	--	--	--	--	--	--
	3/27/01	ND<50	ND<0.5	ND<0.5	ND<0.5	ND<0.5	ND<0.5	--	--	--	--	--	--	--	--
	6/30/01	ND<50	ND<0.5	ND<0.5	ND<0.5	ND<0.5	ND<0.5	--	--	--	--	--	--	--	--
	9/26/01	90	ND<0.5	ND<0.5	ND<0.5	ND<0.5	ND<0.5	--	--	--	--	--	--	--	--
	12/18/01	ND<50	ND<0.5	ND<0.5	ND<0.5	ND<0.5	ND<0.5	--	--	--	--	--	--	--	--
	11/4/04	4,500	2.5	5.8	79	140	ND<0.5	ND<0.5	ND<0.5	ND<0.5	ND<5	ND<50	ND<5	ND<0.5	ND<0.5
	1/12/05	ND<50	ND<0.5	ND<0.5	ND<0.5	ND<0.5	ND<0.5	ND<0.5	ND<0.5	ND<0.5	ND<5	ND<50	ND<5	ND<0.5	ND<0.5
	5/2/05	78	0.8	0.7	0.86	2.4	ND<0.5	ND<0.5	ND<0.5	ND<0.5	ND<5	ND<40	ND<5	ND<0.5	ND<0.5
	7/19/05	290	ND<0.5	ND<0.5	4.0	4.1	ND<0.5	ND<0.5	ND<0.5	ND<0.5	ND<5	ND<50	ND<5	ND<0.5	ND<0.5
	11/21/05	370	ND<0.5	ND<0.5	0.75	1.3	ND<0.5	ND<0.5	ND<0.5	ND<0.5	ND<5	ND<50	ND<5	ND<0.5	ND<0.5
	2/9/06	140	ND<0.5	ND<0.5	0.67	1.0	ND<0.5	ND<0.5	ND<0.5	ND<0.5	ND<5	ND<50	ND<5	ND<0.5	ND<0.5
	5/16/06	ND<50	ND<0.5	ND<0.5	ND<0.5	ND<0.5	ND<0.5	ND<0.5	ND<0.5	ND<0.5	ND<5	ND<50	ND<5	ND<0.5	ND<0.5
	8/9/06	100	ND<0.5	ND<0.5	ND<0.5	ND<0.5	ND<0.5	ND<0.5	ND<0.5	ND<0.5	ND<5	ND<50	ND<5	ND<0.5	ND<0.5
	11/8/06	400	ND<0.5	ND<0.5	1.7	1.9	ND<0.5	ND<0.5	ND<0.5	ND<0.5	ND<5	ND<50	ND<5	ND<0.5	ND<0.5
	2/14/07	410	ND<0.5	ND<0.5	2.2	2.2	ND<0.5	ND<0.5	ND<0.5	ND<0.5	ND<5	ND<50	ND<5	ND<0.5	ND<0.5
5/17/07	2,300	ND<0.5	0.66	17	21	ND<0.5	ND<0.5	ND<0.5	ND<0.5	ND<5	ND<50	ND<8	--	--	
8/2/07	580	5.7	0.64	6.8	12	ND<0.5	ND<0.5	ND<0.5	ND<0.5	ND<5	ND<50	ND<5	ND<0.5	ND<0.5	
11/12/07	750	0.85	2.7	4.2	9.3	ND<0.5	ND<0.5	ND<0.5	ND<0.5	ND<5	ND<50	ND<20	ND<0.5	ND<0.5	
2/14/08	1,700	3.3	17	38	83	ND<0.5	ND<0.5	ND<0.5	ND<0.5	ND<5	ND<50	ND<5	ND<0.5	ND<0.5	
5/8/08	620	1.8	ND<0.5	12	12	ND<0.5	ND<0.5	ND<0.5	ND<0.5	ND<5	ND<50	ND<5	ND<0.5	ND<0.5	
7/23/08	270	0.52	ND<0.5	3.9	1.8	ND<0.5	ND<0.5	ND<0.5	ND<0.5	ND<5	ND<80	ND<5	ND<0.5	ND<0.5	

TABLE E-1

HISTORICAL GROUNDWATER ANALYTICAL RESULTS
TESORO - LIVERMORE, 67076

Monitoring Well	Sample Date ^(a)	TPHg ^(b) (µg/l)	Benzene ^(b) (µg/l)	Toluene ^(b) (µg/l)	Ethylbenzene ^(b) (µg/l)	Total Xylenes ^(b) (µg/l)	MTBE ^(b) (µg/l)	DIPE ^(b) (µg/l)	ETBE ^(b) (µg/l)	TAME ^(b) (µg/l)	TBA ^(b) (µg/l)	Methanol ^(b) (µg/l)	Ethanol ^(b) (µg/l)	1,2-DCA ^(b) (µg/l)	EDB ^(b) (µg/l)
MW-1 (cont.)	10/13/08	730	ND<0.5	ND<0.5	0.68	0.8	ND<0.5	ND<0.5	ND<0.5	ND<0.5	ND<5	ND<50	ND<10	ND<0.5	ND<0.5
	2/11/09	2,100	4.1	8.1	18	36	ND<0.5	ND<0.5	ND<0.5	ND<0.5	ND<5	ND<50	ND<50	ND<0.5	ND<0.5
	4/27/09	2,800	9.9	34	94	170	ND<0.5	ND<0.5	ND<0.5	ND<0.5	ND<5	ND<50	ND<8	ND<0.5	ND<0.5
	8/4/09	890	ND<0.5	ND<0.5	1.7	1.4	ND<0.5	ND<0.5	ND<0.5	ND<0.5	ND<5	ND<50	ND<8	ND<0.5	ND<0.5
	12/8/09	3,200	16	18	81	110	ND<0.5	ND<0.5	ND<0.5	ND<0.5	ND<5	ND<80	ND<20	ND<0.5	ND<0.5
	2/11/10	1,300	3.7	1.7	13	6.7	ND<0.5	ND<0.5	ND<0.5	ND<0.5	ND<5	ND<50	ND<20	ND<0.5	ND<0.5
	5/5/10	1,300	2.2	0.92	5.9	2.8	ND<0.5	ND<0.5	ND<0.5	ND<0.5	ND<5	ND<50	ND<5	ND<0.5	ND<0.5
MW-2	6/1/93	170,000	20,000	21,000	3,300	18,000	--	--	--	--	--	--	--	--	--
	6/22/93	160,000	19,000	22,000	3,500	18,000	--	--	--	--	--	--	--	--	--
	10/6/93	110,000	17,000	17,000	3,000	15,000	--	--	--	--	--	--	--	--	--
	1/13/94	93,000	20,000	19,000	2,300	14,000	--	--	--	--	--	--	--	--	--
	3/30/94	NS	NS	NS	NS	NS	NS	NS	NS	NS	NS	NS	NS	NS	NS
	4/25/94	41,000	9,600	7,300	840	7,800	--	--	--	--	--	--	--	--	--
	8/12/94	59,000	11,000	11,000	2,300	11,000	--	--	--	--	--	--	--	--	--
	12/14/94	63,000	13,000	13,000	2,200	12,000	--	--	--	--	--	--	--	--	--
	2/10/95	63,000	12,000	12,000	2,200	11,000	--	--	--	--	--	--	--	--	--
	6/15/95	61,000	11,000	12,000	1,900	11,000	--	--	--	--	--	--	--	--	--
	9/26/95	61,000	9,400	11,000	2,300	12,000	--	--	--	--	--	--	--	--	--
	12/15/95	48,000	8,000	8,300	2,200	12,000	--	--	--	--	--	--	--	--	--
	3/21/96	48,000	8,000	7,700	2,400	12,000	--	--	--	--	--	--	--	--	--
	6/13/96	33,000	7,300	8,800	1,900	12,000	ND<250	--	--	--	--	--	--	--	--
	9/16/96	8,600	510	640	180	1,300	ND<250	--	--	--	--	--	--	--	--
	12/2/96	29,000	4,400	4,000	1,300	6,100	ND<130	--	--	--	--	--	--	--	--
	3/7/97	13,000	1,800	1,100	270	2,000	ND<250	--	--	--	--	--	--	--	--
6/12/97	68,000	7,800	6,600	2,300	11,000	ND<500	--	--	--	--	--	--	--	--	
9/29/97	15,000	1,500	97	740	1,800	ND<250	--	--	--	--	--	--	--	--	
12/1/97	13,000	900	37	860	2,400	ND<250	--	--	--	--	--	--	--	--	

TABLE E-1

HISTORICAL GROUNDWATER ANALYTICAL RESULTS
TESORO - LIVERMORE, 67076

Monitoring Well	Sample Date ^(a)	TPHg ^(b) (µg/l)	Benzene ^(b) (µg/l)	Toluene ^(b) (µg/l)	Ethylbenzene ^(b) (µg/l)	Total Xylenes ^(b) (µg/l)	MTBE ^(b) (µg/l)	DIPE ^(b) (µg/l)	ETBE ^(b) (µg/l)	TAME ^(b) (µg/l)	TBA ^(b) (µg/l)	Methanol ^(b) (µg/l)	Ethanol ^(b) (µg/l)	1,2-DCA ^(b) (µg/l)	EDB ^(b) (µg/l)
MW-2 (cont.)	3/19/98	42,000	5,000	3,600	2,000	8,300	ND<250	--	--	--	--	--	--	--	--
	5/29/98	68,000	5,600	4,700	2,400	11,000	ND<250	--	--	--	--	--	--	--	--
	9/15/98	36,000	3,900	1,200	1,400	7,800	ND<250	--	--	--	--	--	--	--	--
	11/30/98	16,000	2,200	59	1,200	1,500	ND<250	--	--	--	--	--	--	--	--
	1/17/99	30,000	4,000	2,200	2,100	9,500	ND<250	--	--	--	--	--	--	--	--
	6/10/99	70,000	6,300	1,800	3,600	14,000	ND<500	--	--	--	--	--	--	--	--
	9/7/99	42,000	3,800	840	1,900	8,000	150	--	--	--	--	--	--	--	--
	12/13/99	14,000	1,400	87	690	110	34	--	--	--	--	--	--	--	--
	3/13/00	38,000	2,400	2,300	1,600	6,400	2,400	--	--	--	--	--	--	--	--
	6/12/00	56,000	4,000	950	2,300	7,200	ND<50	--	--	--	--	--	--	--	--
	11/10/00	35,000	5,100	850	1,500	3,200	230	--	--	--	--	--	--	--	--
	12/31/00	21,000	3,200	420	1,300	1,200	440	--	--	--	--	--	--	--	--
	3/27/01	3,500	420	64	16	280	120	--	--	--	--	--	--	--	--
	6/30/01	1,200	88	4.5	65	37	29	--	--	--	--	--	--	--	--
	9/26/01	53,000	8,500	1,500	2,400	4,600	270	--	--	--	--	--	--	--	--
	12/18/01	26,000	5,400	900	1,500	2,200	430	--	--	--	--	--	--	--	--
	1/22/02	NS	NS	NS	NS	NS	NS	NS	NS	NS	NS	NS	NS	NS	NS
	3/18/02	4,200	240	7.3	200	53	89	--	--	--	--	--	--	--	--
	6/5/02	25,000	3,500	390	1,400	2,400	550	--	--	--	--	--	--	--	--
	8/21/02	10,000	1,200	32	620	300	160	--	--	--	--	--	--	--	--
12/3/02	3,700	110	2.5	130	11	29	--	--	--	--	--	--	--	--	
3/4/03	8,700	1,100	77	350	540	230	ND<0.5	ND<0.5	ND<10	21	ND<150	ND<5	ND<0.5	ND<0.5	
6/10/03	6,300	660	35	190	120	410	ND<2.5	ND<2.5	ND<5	ND<25	ND<250	ND<25	ND<2.5	ND<2.5	
9/9/03	6,900	500	ND<20	360	29	9,500	ND<20	ND<20	60	ND<200	ND<2,000	ND<200	ND<20	ND<20	
12/23/03	22,000	4,900	1,300	720	2,300	1,700	ND<20	ND<20	21	ND<200	ND<2,000	ND<200	ND<20	ND<20	
3/23/04	45,000	5,200	1,500	1,800	5,000	750	ND<20	ND<20	34	ND<200	ND<2,000	ND<200	ND<20	ND<20	

TABLE E-1

**HISTORICAL GROUNDWATER ANALYTICAL RESULTS
TESORO - LIVERMORE, 67076**

Monitoring Well	Sample Date ^(a)	TPHg ^(b) (µg/l)	Benzene ^(b) (µg/l)	Toluene ^(b) (µg/l)	Ethylbenzene ^(b) (µg/l)	Total Xylenes ^(b) (µg/l)	MTBE ^(b) (µg/l)	DIPE ^(b) (µg/l)	ETBE ^(b) (µg/l)	TAME ^(b) (µg/l)	TBA ^(b) (µg/l)	Methanol ^(b) (µg/l)	Ethanol ^(b) (µg/l)	1,2-DCA ^(b) (µg/l)	EDB ^(b) (µg/l)
MW-2 (cont.)	5/10/04	7,300	1,000	51	240	290	1,800	ND<5	ND<5	14	ND<50	ND<500	ND<50	ND<5	ND<5
	8/4/04	45,000	7,200	1,900	1,800	5,100	2,500	ND<25	ND<25	31	ND<250	ND<2,500	ND<250	ND<25	ND<25
	11/4/04	27,000	4,400	1,100	840	2,200	3,500	ND<9	ND<9	29	ND<50	ND<900	ND<90	ND<9	ND<9
	1/12/05	16,000	1,900	640	570	1,500	1,900	ND<4	ND<4	19	28 ^(f)	ND<400	ND<40	ND<4	ND<4
	5/2/05	44,000	5,200	1,100	1,800	4,800	2,200	ND<20	ND<20	30	ND<200	ND<2,000	ND<200	ND<20	ND<20
	7/20/05	21,000	3,000	500	1,000	1,500	4,400	ND<7	ND<7	32	74 ^(f)	ND<700	ND<70	ND<7	ND<7
	11/22/05	33,000	4,400	880	1,200	2,600	2,200	ND<9	ND<9	19	480	ND<900	ND<90	ND<9	ND<9
	2/9/06	25,000	3,300	720	1,300	2,200	2,500	ND<7	ND<7	27	490	ND<700	ND<70	ND<7	ND<7
	5/17/06	22,000	3,200	240	1,200	2,100	4,600	ND<7	ND<7	46	1,000	ND<700	ND<70	ND<7	ND<7
	8/9/06	34,000	4,200	830	1,300	2,400	2,900	ND<9	ND<9	25	1,600	ND<900	ND<90	ND<9	ND<9
	11/8/06	27,000	3,600	300	1,200	1,800	1,500	ND<9	ND<9	15	1,100	ND<900	ND<90	ND<9	ND<9
	2/14/07	36,000	4,600	740	1,600	2,100	1,800	ND<5	ND<5	20	910	ND<700	ND<50	ND<5	ND<5
	5/17/07	37,000	7,400	680	1,900	2,400	3,000	ND<9	ND<9	24	2,600	ND<4,000	ND<90	--	--
	8/2/07	37,000	4,200	500	1,800	2,200	1,300	ND<9	ND<9	18	1,200	ND<2,000	ND<90	ND<9	ND<9
	11/12/07	25,000	5,900	120	1,700	820	1,400	ND<15	ND<15	16	720	ND<1,500	ND<150	ND<15	ND<15
	2/14/08	31,000	5,400	450	1,900	2,000	1,200	ND<15	ND<15	16	410	ND<1,500	ND<150	ND<15	ND<15
	5/8/08	29,000	3,200	620	1,400	1,700	580	ND<5	ND<5	10	210	ND<1000	ND<50	ND<5	ND<5
	7/23/08	25,000	3,800	220	1,600	1,000	780	ND<5	ND<5	14	470	ND<900	ND<50	ND<5	ND<5
	10/13/08	31,000	7,600	160	1,800	440	1,600	ND<9	ND<9	20	710	ND<1,500	ND<90	ND<9	ND<9
	2/11/09	22,000	4,400	120	1,500	430	650	ND<9	ND<9	12	330	ND<3,000	ND<90	ND<9	ND<9
4/28/09	28,000	3,400	600	1,500	1,700	380	ND<8	ND<8	8.1	150	ND<1000	ND<80	ND<8	ND<8	
8/4/09	30,000	5,800	170	1,500	370	1,400	ND<9	ND<9	18	670	ND<3,000	ND<90	ND<9	ND<9	
12/8/09	24,000	3,100	200	1,200	830	520	ND<7	ND<7	8.0	250	ND<700	ND<70	ND<7	ND<7	
2/12/10	19,000	2,900	440	940	1,300	820	ND<7	ND<7	9.5	400	ND<700	ND<70	ND<7	ND<7	
5/3/10	26,000	3,100	870	1,100	2,200	530	ND<7	ND<7	8.0	370	ND<700	ND<70	ND<7	ND<7	
MW-3	6/1/93	270	4.6	ND<0.5	ND<0.5	1.9	--	--	--	--	--	--	--	--	--
	6/22/93	160	8.2	ND<0.5	ND<0.5	0.72	--	--	--	--	--	--	--	--	--

TABLE E-1

HISTORICAL GROUNDWATER ANALYTICAL RESULTS
TESORO - LIVERMORE, 67076

Monitoring Well	Sample Date ^(a)	TPHg ^(b) (µg/l)	Benzene ^(b) (µg/l)	Toluene ^(b) (µg/l)	Ethylbenzene ^(b) (µg/l)	Total Xylenes ^(b) (µg/l)	MTBE ^(b) (µg/l)	DIPE ^(b) (µg/l)	ETBE ^(b) (µg/l)	TAME ^(b) (µg/l)	TBA ^(b) (µg/l)	Methanol ^(b) (µg/l)	Ethanol ^(b) (µg/l)	1,2-DCA ^(b) (µg/l)	EDB ^(b) (µg/l)
MW-3 (cont.)	10/6/93	740	57	110	24	120	--	--	--	--	--	--	--	--	--
	1/13/94	83	2.6	0.67	0.78	4.2	--	--	--	--	--	--	--	--	--
	3/30/94	NS	NS	NS	NS	NS	NS	NS	NS	NS	NS	NS	NS	NS	NS
	4/25/94	60	0.75	3.2	0.5	3.6	--	--	--	--	--	--	--	--	--
	8/12/94	310	7.3	14	2.6	13	--	--	--	--	--	--	--	--	--
	12/14/94	75	ND<0.5	ND<0.5	ND<0.5	ND<0.5	--	--	--	--	--	--	--	--	--
	2/10/95	96	1.4	ND<0.5	ND<0.5	1.8	--	--	--	--	--	--	--	--	--
	6/15/95	ND<50	ND<0.5	ND<0.5	ND<0.5	ND<0.5	--	--	--	--	--	--	--	--	--
	9/26/95	ND<50	ND<0.5	ND<0.5	ND<0.5	ND<0.5	--	--	--	--	--	--	--	--	--
	12/15/95	ND<50	ND<0.5	ND<0.5	ND<0.5	ND<0.5	--	--	--	--	--	--	--	--	--
	11/4/04	ND<50	ND<0.5	ND<0.5	ND<0.5	ND<0.5	6.4	ND<0.5	ND<0.5	ND<0.5	ND<5	ND<50	ND<5	ND<0.5	ND<0.5
	1/12/05	ND<50	ND<0.5	ND<0.5	ND<0.5	ND<0.5	4.4	ND<0.5	ND<0.5	ND<0.5	ND<5	ND<50	ND<5	ND<0.5	ND<0.5
	5/2/05	140	ND<0.5	ND<0.5	ND<0.5	0.81	ND<0.5	ND<0.5	ND<0.5	ND<0.5	ND<5	ND<50	ND<5	ND<0.5	ND<0.5
	7/19/05	ND<50	ND<0.5	ND<0.5	ND<0.5	ND<0.5	1.6	ND<0.5	ND<0.5	ND<0.5	ND<5	ND<50	ND<5	ND<0.5	ND<0.5
	11/21/05	ND<50	ND<0.5	ND<0.5	ND<0.5	ND<0.5	3.4	ND<0.5	ND<0.5	ND<0.5	ND<5	ND<50	ND<5	ND<0.5	ND<0.5
	2/9/06	ND<50	ND<0.5	ND<0.5	ND<0.5	ND<0.5	2.9	ND<0.5	ND<0.5	ND<0.5	ND<5	ND<50	ND<5	ND<0.5	ND<0.5
	5/16/06	ND<50	ND<0.5	ND<0.5	ND<0.5	ND<0.5	ND<0.5	ND<0.5	ND<0.5	ND<0.5	ND<5	ND<50	ND<5	ND<0.5	ND<0.5
	8/9/06	ND<50	ND<0.5	ND<0.5	ND<0.5	ND<0.5	1.4	ND<0.5	ND<0.5	ND<0.5	ND<5	ND<50	ND<5	ND<0.5	ND<0.5
	11/8/06	ND<50	ND<0.5	ND<0.5	ND<0.5	ND<0.5	0.71	ND<0.5	ND<0.5	ND<0.5	ND<5	ND<50	ND<5	ND<0.5	ND<0.5
	2/14/07	ND<50	ND<0.5	ND<0.5	ND<0.5	ND<0.5	1.4	ND<0.5	ND<0.5	ND<0.5	ND<5	ND<50	ND<5	ND<0.5	ND<0.5
5/17/07	ND<50	ND<0.5	ND<0.5	ND<0.5	ND<0.5	0.54	ND<0.5	ND<0.5	ND<0.5	ND<5	ND<50	ND<5	--	--	
8/2/07	ND<50	ND<0.5	ND<0.5	ND<0.5	ND<0.5	ND<0.5	ND<0.5	ND<0.5	ND<0.5	ND<5	ND<50	ND<5	ND<0.5	ND<0.5	
11/12/07	190	ND<0.5	ND<0.5	ND<0.5	ND<0.5	ND<0.5	ND<0.5	ND<0.5	ND<0.5	ND<5	ND<50	ND<5	ND<0.5	ND<0.5	
2/14/08	240	ND<0.5	ND<0.5	ND<0.5	ND<0.5	0.83	ND<0.5	ND<0.5	ND<0.5	ND<5	ND<50	ND<5	ND<0.5	ND<0.5	
5/8/08	57	ND<0.5	ND<0.5	ND<0.5	ND<0.5	ND<0.5	ND<0.5	ND<0.5	ND<0.5	ND<5	ND<50	ND<5	ND<0.5	ND<0.5	

TABLE E-1

HISTORICAL GROUNDWATER ANALYTICAL RESULTS
TESORO - LIVERMORE, 67076

Monitoring Well	Sample Date ^(a)	TPHg ^(b) (µg/l)	Benzene ^(b) (µg/l)	Toluene ^(b) (µg/l)	Ethylbenzene ^(b) (µg/l)	Total Xylenes ^(b) (µg/l)	MTBE ^(b) (µg/l)	DIPE ^(b) (µg/l)	ETBE ^(b) (µg/l)	TAME ^(b) (µg/l)	TBA ^(b) (µg/l)	Methanol ^(b) (µg/l)	Ethanol ^(b) (µg/l)	1,2-DCA ^(b) (µg/l)	EDB ^(b) (µg/l)
MW-3 (cont.)	7/23/08	ND<50	ND<0.5	ND<0.5	ND<0.5	ND<0.5	ND<0.5	ND<0.5	ND<0.5	ND<0.5	ND<5	ND<50	ND<5	ND<0.5	ND<0.5
	10/13/08	280	ND<0.5	ND<0.5	ND<0.5	ND<0.5	ND<0.5	ND<0.5	ND<0.5	ND<0.5	ND<5	61	ND<5	ND<0.5	ND<0.5
	2/11/09	ND<50	ND<0.5	ND<0.5	ND<0.5	ND<0.5	ND<0.5	ND<0.5	ND<0.5	ND<0.5	ND<5	ND<50	ND<5	ND<0.5	ND<0.5
	4/27/09	ND<50	ND<0.5	ND<0.5	ND<0.5	0.64	ND<0.5	ND<0.5	ND<0.5	ND<0.5	ND<5	ND<50	ND<5	ND<0.5	ND<0.5
	8/4/09	190	ND<0.5	ND<0.5	ND<0.5	ND<0.5	ND<0.5	ND<0.5	ND<0.5	ND<0.5	ND<5	ND<50	ND<5	ND<0.5	ND<0.5
	12/8/09	150	3.6	1.1	2.4	2.6	0.82	ND<0.5	ND<0.5	ND<0.5	ND<5	ND<50	ND<50	ND<0.5	ND<0.5
	2/11/10	61	ND<0.5	ND<0.5	ND<0.5	ND<0.5	0.52	ND<0.5	ND<0.5	ND<0.5	ND<5	53	ND<5	ND<0.5	ND<0.5
	5/6/10	ND<50	ND<0.5	1	ND<0.5	0.95	ND<0.5	ND<0.5	ND<0.5	ND<0.5	ND<5	ND<50	ND<5	ND<0.5	ND<0.5
MW-4	3/30/94	120	4.2	15	2.5	26	--	--	--	--	--	--	--	--	--
	4/25/94	65	ND<0.5	1.8	ND<0.5	2.1	--	--	--	--	--	--	--	--	--
	8/12/94	ND<50	ND<0.5	ND<0.5	ND<0.5	ND<0.5	--	--	--	--	--	--	--	--	--
	12/14/94	ND<50	ND<0.5	ND<0.5	ND<0.5	ND<0.5	--	--	--	--	--	--	--	--	--
	2/10/95	ND<50	ND<0.5	ND<0.5	ND<0.5	ND<0.5	--	--	--	--	--	--	--	--	--
	6/15/95	ND<50	ND<0.5	ND<0.5	ND<0.5	ND<0.5	--	--	--	--	--	--	--	--	--
	9/26/95	ND<50	ND<0.5	ND<0.5	ND<0.5	ND<0.5	--	--	--	--	--	--	--	--	--
	12/15/95	ND<50	ND<0.5	ND<0.5	ND<0.5	ND<0.5	--	--	--	--	--	--	--	--	--
	11/4/04	ND<50	ND<0.5	ND<0.5	ND<0.5	ND<0.5	ND<0.5	ND<0.5	ND<0.5	ND<0.5	ND<5	ND<50	ND<5	ND<0.5	ND<0.5
	1/12/05	ND<50	ND<0.5	ND<0.5	ND<0.5	ND<0.5	ND<0.5	ND<0.5	ND<0.5	ND<0.5	ND<5	ND<50	ND<5	ND<0.5	ND<0.5
	5/2/05	ND<50	1.8	1.1	1.4	4.4	ND<0.5	ND<0.5	ND<0.5	ND<0.5	ND<5	ND<50	ND<5	ND<0.5	ND<0.5
	7/19/05	ND<50	ND<0.5	ND<0.5	ND<0.5	ND<0.5	ND<0.5	ND<0.5	ND<0.5	ND<0.5	ND<5	ND<50	ND<5	ND<0.5	ND<0.5
	11/21/05	ND<50	ND<0.5	ND<0.5	ND<0.5	ND<0.5	ND<0.5	ND<0.5	ND<0.5	ND<0.5	ND<5	ND<50	ND<5	ND<0.5	ND<0.5
	2/9/06	ND<50	ND<0.5	ND<0.5	ND<0.5	ND<0.5	ND<0.5	ND<0.5	ND<0.5	ND<0.5	ND<5	ND<50	ND<5	ND<0.5	ND<0.5
	5/16/06	ND<50	ND<0.5	ND<0.5	ND<0.5	ND<0.5	ND<0.5	ND<0.5	ND<0.5	ND<0.5	ND<5	ND<50	ND<5	ND<0.5	ND<0.5
	8/9/06	ND<50	ND<0.5	ND<0.5	ND<0.5	ND<0.5	ND<0.5	ND<0.5	ND<0.5	ND<0.5	ND<5	ND<50	ND<5	ND<0.5	ND<0.5
	11/8/06	ND<50	ND<0.5	ND<0.5	ND<0.5	ND<0.5	ND<0.5	ND<0.5	ND<0.5	ND<0.5	ND<5	ND<50	ND<5	ND<0.5	ND<0.5
2/14/07	ND<50	ND<0.5	ND<0.5	ND<0.5	ND<0.5	ND<0.5	ND<0.5	ND<0.5	ND<0.5	ND<5	ND<50	ND<5	ND<0.5	ND<0.5	
5/17/07	ND<50	ND<0.5	ND<0.5	ND<0.5	ND<0.5	ND<0.5	ND<0.5	ND<0.5	ND<0.5	ND<5	ND<50	ND<5	--	--	

TABLE E-1

HISTORICAL GROUNDWATER ANALYTICAL RESULTS
TESORO - LIVERMORE, 67076

Monitoring Well	Sample Date ^(a)	TPHg ^(b) (µg/l)	Benzene ^(b) (µg/l)	Toluene ^(b) (µg/l)	Ethylbenzene ^(b) (µg/l)	Total Xylenes ^(b) (µg/l)	MTBE ^(b) (µg/l)	DIPE ^(b) (µg/l)	ETBE ^(b) (µg/l)	TAME ^(b) (µg/l)	TBA ^(b) (µg/l)	Methanol ^(b) (µg/l)	Ethanol ^(b) (µg/l)	1,2-DCA ^(b) (µg/l)	EDB ^(b) (µg/l)	
MW-4 (cont.)	8/2/07	ND<50	ND<0.5	ND<0.5	ND<0.5	ND<0.5	ND<0.5	ND<0.5	ND<0.5	ND<0.5	ND<5	ND<50	ND<5	ND<0.5	ND<0.5	
	11/12/07	NS	NS	NS	NS	NS	NS	NS	NS	NS	NS	NS	NS	NS	NS	
	2/14/08	ND<50	ND<0.5	ND<0.5	ND<0.5	ND<0.5	ND<0.5	ND<0.5	ND<0.5	ND<0.5	ND<5	ND<50	ND<5	ND<0.5	ND<0.5	
	5/8/08	ND<50	ND<0.5	ND<0.5	ND<0.5	ND<0.5	ND<0.5	ND<0.5	ND<0.5	ND<0.5	ND<5	ND<50	ND<5	ND<0.5	ND<0.5	
	7/23/08	ND<50	ND<0.5	ND<0.5	ND<0.5	ND<0.5	ND<0.5	ND<0.5	ND<0.5	ND<0.5	ND<5	ND<50	ND<5	ND<0.5	ND<0.5	
	10/13/08	NS	NS	NS	NS	NS	NS	NS	NS	NS	NS	NS	NS	NS	NS	NS
	2/11/09	NS	NS	NS	NS	NS	NS	NS	NS	NS	NS	NS	NS	NS	NS	NS
	4/27/09	ND<50	ND<0.5	ND<0.5	ND<0.5	ND<0.5	ND<0.5	ND<0.5	ND<0.5	ND<0.5	ND<5	ND<50	ND<5	ND<0.5	ND<0.5	
	8/4/09	NS	NS	NS	NS	NS	NS	NS	NS	NS	NS	NS	NS	NS	NS	NS
	12/8/09	ND<50	ND<0.5	ND<0.5	ND<0.5	ND<0.5	ND<0.5	ND<0.5	ND<0.5	ND<0.5	ND<5	ND<50	ND<5	ND<0.5	ND<0.5	
	2/11/10	NS	NS	NS	NS	NS	NS	NS	NS	NS	NS	NS	NS	NS	NS	NS
5/4/10	ND<50	2.4	1.8	2.3	4.8	ND<0.5	ND<0.5	ND<0.5	ND<0.5	ND<5	ND<50	ND<5	ND<0.5	ND<0.5		
MW-5	3/30/94	7,500	1,300	20	ND<13	160	--	--	--	--	--	--	--	--	--	
	4/25/94	6,500	1,100	41	130	740	--	--	--	--	--	--	--	--	--	
	8/12/94	4,000	420	2.9	41	98	--	--	--	--	--	--	--	--	--	
	12/14/94	4,800	660	ND<2.5	33	13	--	--	--	--	--	--	--	--	--	
	2/10/95	5,200	490	ND<13	23	19	--	--	--	--	--	--	--	--	--	
	6/15/95	460	ND<0.5	ND<0.5	ND<0.5	ND<0.5	--	--	--	--	--	--	--	--	--	
	9/26/95	1,400	61	ND<0.5	3.1	ND<0.5	--	--	--	--	--	--	--	--	--	
	12/15/95	2,100	77	1.5	10	1.5	--	--	--	--	--	--	--	--	--	
	3/21/96	930	35	2.0	2.0	18	--	--	--	--	--	--	--	--	--	
	6/13/96	610	38	0.72	1.9	2.0	ND<5	--	--	--	--	--	--	--	--	
	9/16/96	380	29	ND<0.5	0.95	ND<0.5	ND<5	--	--	--	--	--	--	--	--	
	12/2/96	200	1.1	0.64	ND<0.5	ND<0.5	ND<5	--	--	--	--	--	--	--	--	
	3/7/97	520	74	ND<0.5	0.58	1.5	ND<5	--	--	--	--	--	--	--	--	
	6/12/97	140	5.3	ND<0.5	ND<0.5	ND<0.5	ND<5	--	--	--	--	--	--	--	--	
9/29/97	ND<50	ND<0.5	ND<0.5	ND<0.5	ND<0.5	ND<5	--	--	--	--	--	--	--	--		
12/1/97	ND<50	ND<0.5	ND<0.5	ND<0.5	ND<0.5	ND<5	--	--	--	--	--	--	--	--		

TABLE E-1

**HISTORICAL GROUNDWATER ANALYTICAL RESULTS
TESORO - LIVERMORE, 67076**

Monitoring Well	Sample Date ^(a)	TPHg ^(b) (µg/l)	Benzene ^(b) (µg/l)	Toluene ^(b) (µg/l)	Ethylbenzene ^(b) (µg/l)	Total Xylenes ^(b) (µg/l)	MTBE ^(b) (µg/l)	DIPE ^(b) (µg/l)	ETBE ^(b) (µg/l)	TAME ^(b) (µg/l)	TBA ^(b) (µg/l)	Methanol ^(b) (µg/l)	Ethanol ^(b) (µg/l)	1,2-DCA ^(b) (µg/l)	EDB ^(b) (µg/l)
MW-5 (cont.)	3/19/98	ND<50	ND<0.5	ND<0.5	ND<0.5	ND<0.5	ND<5	--	--	--	--	--	--	--	--
	5/29/98	540	4.1	ND<0.5	ND<0.5	0.52	ND<5	--	--	--	--	--	--	--	--
	9/15/98	67	ND<0.5	ND<0.5	ND<0.5	ND<0.5	ND<5	--	--	--	--	--	--	--	--
	11/30/98	430	ND<0.5	ND<0.5	ND<0.5	ND<0.5	ND<5	--	--	--	--	--	--	--	--
	1/17/99	500	ND<0.5	ND<0.5	ND<0.5	ND<0.5	ND<5	--	--	--	--	--	--	--	--
	6/10/99	66	ND<0.5	ND<0.5	ND<0.5	ND<0.5	ND<5	--	--	--	--	--	--	--	--
	9/7/99	820	46	1.7	10	21	ND<5	--	--	--	--	--	--	--	--
	12/13/99	ND<50	ND<0.5	ND<0.5	ND<0.5	ND<0.5	ND<5	--	--	--	--	--	--	--	--
	3/13/00	270	ND<0.5	ND<0.5	ND<0.5	ND<0.5	ND<5	--	--	--	--	--	--	--	--
	6/12/00	ND<50	ND<0.5	ND<0.5	ND<0.5	ND<0.5	ND<5	--	--	--	--	--	--	--	--
	11/10/00	2,200	42	1.1	25	30	8.6	--	--	--	--	--	--	--	--
	12/31/00	1,300	21	ND<0.5	4.3	2.6	10	--	--	--	--	--	--	--	--
	3/27/01	1,200	11	ND<0.5	2.6	ND<0.5	21	--	--	--	--	--	--	--	--
	6/30/01	1,400	4.8	ND<0.5	1.5	0.56	14	--	--	--	--	--	--	--	--
	9/26/01	660	ND<0.5	ND<0.5	ND<0.5	ND<0.5	3.0	--	--	--	--	--	--	--	--
	12/18/01	240	ND<0.5	ND<0.5	ND<0.5	ND<0.5	ND<0.5	--	--	--	--	--	--	--	--
	1/22/02	NS	NS	NS	NS	NS	NS	NS	NS	NS	NS	NS	NS	NS	NS
	3/18/02	890	0.65	ND<0.5	ND<0.5	ND<0.5	3.1	--	--	--	--	--	--	--	--
	6/5/02	NS	NS	NS	NS	NS	NS	NS	NS	NS	NS	NS	NS	NS	NS
	8/21/02	2,100	20	ND<0.5	63	4.0	7.0	--	--	--	--	--	--	--	--
12/3/02	NS	NS	NS	NS	NS	NS	NS	NS	NS	NS	NS	NS	NS	NS	
3/4/03	490	10	ND<0.5	2.2	ND<0.5	1.0	ND<0.5	ND<0.5	ND<0.5	ND<5	ND<50	ND<5	ND<0.5	ND<0.5	
6/10/03	NS	NS	NS	NS	NS	NS	NS	NS	NS	NS	NS	NS	NS	NS	
9/9/03	ND<50	ND<0.5	ND<0.5	ND<0.5	ND<0.5	ND<0.5	ND<0.5	ND<0.5	ND<0.5	ND<5	ND<50	ND<5	ND<0.5	ND<0.5	
12/23/03	NS	NS	NS	NS	NS	NS	NS	NS	NS	NS	NS	NS	NS	NS	
3/23/04	440	2.3	ND<0.5	1.0	5.9	2.4	ND<0.5	ND<0.5	ND<0.5	ND<5	ND<50	ND<5	ND<0.5	ND<0.5	

TABLE E-1

**HISTORICAL GROUNDWATER ANALYTICAL RESULTS
TESORO - LIVERMORE, 67076**

Monitoring Well	Sample Date ^(a)	TPHg ^(b) (µg/l)	Benzene ^(b) (µg/l)	Toluene ^(b) (µg/l)	Ethylbenzene ^(b) (µg/l)	Total Xylenes ^(b) (µg/l)	MTBE ^(b) (µg/l)	DIPE ^(b) (µg/l)	ETBE ^(b) (µg/l)	TAME ^(b) (µg/l)	TBA ^(b) (µg/l)	Methanol ^(b) (µg/l)	Ethanol ^(b) (µg/l)	1,2-DCA ^(b) (µg/l)	EDB ^(b) (µg/l)
MW-5 (cont.)	5/10/04	NS	NS	NS	NS	NS	NS	NS	NS	NS	NS	NS	NS	NS	NS
	8/4/04	160	ND<0.5	ND<0.5	ND<0.5	0.71	0.94	ND<0.5	ND<0.5	ND<0.5	ND<5	ND<50	ND<5	ND<0.5	ND<0.5
	11/4/04	290	0.74	ND<0.5	0.58	1.3	0.61	ND<0.5	ND<0.5	ND<0.5	ND<5	ND<50	ND<5	ND<0.5	ND<0.5
	1/12/05	300	ND<0.5	ND<0.5	0.51	1.6	0.73	ND<0.5	ND<0.5	ND<0.5	ND<5	ND<50	ND<5	ND<0.5	ND<0.5
	5/2/05	120	ND<0.5	ND<0.5	ND<0.5	ND<0.5	ND<0.5	ND<0.5	ND<0.5	ND<0.5	ND<5	ND<50	ND<5	ND<0.5	ND<0.5
	7/20/05	330	ND<0.5	ND<0.5	ND<0.5	ND<0.5	1.1	ND<0.5	ND<0.5	ND<0.5	ND<5	ND<50	ND<5	ND<0.5	ND<0.5
	11/21/05	210	ND<0.5	ND<0.5	ND<0.5	ND<0.5	1.2	ND<0.5	ND<0.5	ND<0.5	ND<5	ND<50	ND<5	ND<0.5	ND<0.5
	2/9/06	ND<50	ND<0.5	ND<0.5	0.63	1.0	1.0	ND<0.5	ND<0.5	ND<0.5	ND<5	ND<50	ND<5	ND<0.5	ND<0.5
	5/16/06	140	ND<0.5	ND<0.5	ND<0.5	ND<0.5	0.79	ND<0.5	ND<0.5	ND<0.5	ND<5	ND<50	ND<5	ND<0.5	ND<0.5
	8/9/06	220	ND<0.5	ND<0.5	ND<0.5	ND<0.5	7.8	ND<0.5	ND<0.5	ND<0.5	ND<5	ND<50	ND<5	ND<0.5	ND<0.5
	11/8/06	120	ND<0.5	ND<0.5	ND<0.5	ND<0.5	2.4	ND<0.5	ND<0.5	ND<0.5	ND<5	ND<50	ND<5	ND<0.5	ND<0.5
	2/14/07	200	ND<0.5	ND<0.5	ND<0.5	1.1	2.1	ND<0.5	ND<0.5	ND<0.5	ND<5	ND<50	ND<5	ND<0.5	ND<0.5
	5/17/07	140	ND<0.5	ND<0.5	ND<0.5	ND<0.5	1.4	ND<0.5	ND<0.5	ND<0.5	ND<5	ND<50	ND<5	--	--
	8/2/07	85	ND<0.5	ND<0.5	ND<0.5	ND<0.5	1.9	ND<0.5	ND<0.5	ND<0.5	ND<5	ND<50	ND<5	ND<0.5	ND<0.5
	11/12/07	NS	NS	NS	NS	NS	NS	NS	NS	NS	NS	NS	NS	NS	NS
	2/14/08	980	ND<0.5	ND<0.5	2.1	ND<0.5	1.0	ND<0.5	ND<0.5	ND<0.5	34	ND<50	ND<5	ND<0.5	ND<0.5
	5/8/08	580	ND<0.5	ND<0.5	1.8	ND<0.5	0.6	ND<0.5	ND<0.5	ND<0.5	6.1	ND<50	ND<5	ND<0.5	ND<0.5
	7/23/08	NS	NS	NS	NS	NS	NS	NS	NS	NS	NS	NS	NS	NS	NS
	10/13/08	NS	NS	NS	NS	NS	NS	NS	NS	NS	NS	NS	NS	NS	NS
	2/11/09	NS	NS	NS	NS	NS	NS	NS	NS	NS	NS	NS	NS	NS	NS
4/27/09	250	ND<0.5	ND<0.5	ND<0.5	ND<0.5	ND<0.5	ND<0.5	ND<0.5	ND<0.5	ND<5	ND<50	ND<5	ND<0.5	ND<0.5	
8/4/09	NS	NS	NS	NS	NS	NS	NS	NS	NS	NS	NS	NS	NS	NS	
12/9/09	140	ND<0.5	ND<0.5	ND<0.5	ND<0.5	ND<0.5	ND<0.5	ND<0.5	ND<0.5	ND<5	ND<50	ND<5	ND<0.5	ND<0.5	
2/11/10	NS	NS	NS	NS	NS	NS	NS	NS	NS	NS	NS	NS	NS	NS	
5/6/10	220	ND<0.5	ND<0.5	22	ND<0.5	ND<0.5	ND<0.5	ND<0.5	ND<0.5	ND<5	ND<50	ND<5	ND<0.5	ND<0.5	
MW-6	3/30/94	63,000	21,000	8,600	1,700	12,000	--	--	--	--	--	--	--	--	--
	4/25/94	77,000	22,000	12,000	2,300	16,000	--	--	--	--	--	--	--	--	--
	8/12/94	65,000	12,000	8,100	2,200	16,000	--	--	--	--	--	--	--	--	--

TABLE E-1

HISTORICAL GROUNDWATER ANALYTICAL RESULTS
TESORO - LIVERMORE, 67076

Monitoring Well	Sample Date ^(a)	TPHg ^(b) (µg/l)	Benzene ^(b) (µg/l)	Toluene ^(b) (µg/l)	Ethylbenzene ^(b) (µg/l)	Total Xylenes ^(b) (µg/l)	MTBE ^(b) (µg/l)	DIPE ^(b) (µg/l)	ETBE ^(b) (µg/l)	TAME ^(b) (µg/l)	TBA ^(b) (µg/l)	Methanol ^(b) (µg/l)	Ethanol ^(b) (µg/l)	1,2-DCA ^(b) (µg/l)	EDB ^(b) (µg/l)
MW-6 (cont.)	12/14/94	65,000	18,000	9,500	2,200	14,000	--	--	--	--	--	--	--	--	--
	2/10/95	63,000	21,000	8,400	2,000	14,000	--	--	--	--	--	--	--	--	--
	6/15/95	75,000	20,000	11,000	2,100	15,000	--	--	--	--	--	--	--	--	--
	9/26/95	62,000	15,000	9,600	1,700	12,000	--	--	--	--	--	--	--	--	--
	12/15/95	61,000	15,000	9,000	2,300	15,000	--	--	--	--	--	--	--	--	--
	3/21/96	65,000	18,000	9,800	2,400	16,000	--	--	--	--	--	--	--	--	--
	6/13/96	29,000	8,600	3,300	2,200	12,000	ND<250	--	--	--	--	--	--	--	--
	9/16/96	42,000	6,400	1,800	2,100	11,000	ND<250	--	--	--	--	--	--	--	--
	12/2/96	28,000	3,000	1,100	970	8,300	ND<500	--	--	--	--	--	--	--	--
	3/7/97	12,000	2,000	190	520	2,300	ND<250	--	--	--	--	--	--	--	--
	6/12/97	37,000	3,900	470	1,600	6,200	ND<100	--	--	--	--	--	--	--	--
	9/29/97	34,000	3,500	370	1,600	5,200	ND<100	--	--	--	--	--	--	--	--
	12/1/97	20,000	2,100	ND<10	1,200	2,200	ND<100	--	--	--	--	--	--	--	--
	3/19/98	24,000	2,900	460	1,100	3,400	ND<100	--	--	--	--	--	--	--	--
	5/29/98	38,000	3,500	700	1,800	5,200	ND<100	--	--	--	--	--	--	--	--
	9/15/98	22,000	1,900	110	1,400	3,000	ND<100	--	--	--	--	--	--	--	--
	11/30/98	9,900	770	16	820	710	ND<100	--	--	--	--	--	--	--	--
	1/17/99	14,000	2,200	160	1,700	3,600	ND<100	--	--	--	--	--	--	--	--
	6/10/99	22,000	1,600	160	1,400	2,900	5.5	--	--	--	--	--	--	--	--
	9/7/99	17,000	1,400	33	1,300	1,800	ND<50	--	--	--	--	--	--	--	--
12/13/99	16,000	790	9.2	840	780	ND<25	--	--	--	--	--	--	--	--	
3/13/00	16,000	790	85	780	1,600	ND<25	--	--	--	--	--	--	--	--	
6/12/00	24,000	1,100	150	1,300	2,300	5,600	--	--	--	--	--	--	--	--	
11/10/00	13,000	440	7.0	760	350	1,000	--	--	--	--	--	--	--	--	
12/31/00	12,000	680	8.0	820	190	1,400	--	--	--	--	--	--	--	--	
3/27/01	14,000	330	17	940	670	380	--	--	--	--	--	--	--	--	

TABLE E-1

HISTORICAL GROUNDWATER ANALYTICAL RESULTS
TESORO - LIVERMORE, 67076

Monitoring Well	Sample Date ^(a)	TPHg ^(b) (µg/l)	Benzene ^(b) (µg/l)	Toluene ^(b) (µg/l)	Ethylbenzene ^(b) (µg/l)	Total Xylenes ^(b) (µg/l)	MTBE ^(b) (µg/l)	DIPE ^(b) (µg/l)	ETBE ^(b) (µg/l)	TAME ^(b) (µg/l)	TBA ^(b) (µg/l)	Methanol ^(b) (µg/l)	Ethanol ^(b) (µg/l)	1,2-DCA ^(b) (µg/l)	EDB ^(b) (µg/l)
MW-6 (cont.)	6/30/01	750	45	0.93	47	14	54	--	--	--	--	--	--	--	--
	9/26/01	NS	NS	NS	NS	NS	NS	NS	NS	NS	NS	NS	NS	NS	NS
	12/18/01	43,000	3,800	350	1,900	3,000	900	--	--	--	--	--	--	--	--
	1/22/02	NS	NS	NS	NS	NS	NS	NS	NS	NS	NS	NS	NS	NS	NS
	3/18/02	33,000	2,600	120	1,800	2,800	740	--	--	--	--	--	--	--	--
	6/5/02	10,000	1,100	16	700	180	600	--	--	--	--	--	--	--	--
	8/21/02	10,000	1,200	23	710	290	370	--	--	--	--	--	--	--	--
	12/3/02	16,000	1,700	63	970	630	1,500	--	--	--	--	--	--	--	--
	3/4/03	16,000	1,700	25	1,200	40	7,700	ND<20	ND<20	ND<70	ND<200	ND<2,000	ND<200	ND<20	ND<20
	6/10/03	9,500	860	15	380	47	2,600	ND<5	ND<5	18	ND<50	ND<500	ND<50	ND<5	ND<5
	9/9/03	11,000	1,000	16	630	120	2,500	ND<5	ND<5	20	52	ND<500	ND<50	ND<5	ND<5
	12/23/03	18,000	2,100	41	1,100	390	4,900	ND<10	ND<10	42	ND<100	ND<1000	ND<100	ND<10	ND<10
	3/23/04	24,000	1,400	71	1,500	2,000	7,500	ND<20	ND<20	66	ND<200	ND<2,000	ND<200	ND<20	ND<20
	5/10/04	6,500	550	ND<10	71	43	3,700	ND<10	ND<10	31	ND<100	ND<1000	ND<100	ND<10	ND<10
	8/4/04	8,200	990	19	300	120	3,300	ND<5	ND<5	23	ND<50	ND<500	ND<50	ND<5	ND<5
	11/4/04	9,600	1,100	30	320	160	2,200	ND<4	ND<4	18	22	ND<400	ND<40	ND<4	ND<4
	1/12/05	12,000	1,100	34	600	500	3,600	ND<4	ND<4	31	30	ND<400	ND<40	ND<4	ND<4
	5/2/05	14,000	630	22	610	920	4,000	ND<10	ND<10	32	120	ND<3,000	ND<100	ND<10	ND<10
	7/20/05	9,800	1,200	21	340	150	1,800	ND<2.5	ND<2.5	14	140	ND<500	ND<25	ND<2.5	ND<2.5
	11/21/05	6,600	150	26	580	640	100	ND<1	ND<1	ND<1	13	ND<100	ND<10	ND<1	ND<1
2/9/06	7,100	340	11	370	360	910	ND<2	ND<2	9.3	120	ND<200	ND<20	ND<2	ND<2	
5/17/06	7,100	270	5.1	320	290	930	ND<2	ND<2	8.4	260	ND<200	ND<20	ND<2	ND<2	
8/9/06	5,800	440	7.5	120	45	670	ND<2	ND<2	7.3	380	ND<2,000	ND<50	ND<2	ND<2	
11/8/06	9,200	990	37	390	140	310	ND<2	ND<2	3.2	110	ND<200	ND<20	ND<2	ND<2	
2/14/07	5,900	480	10	73	23	1,600	ND<2	ND<2	14	1,100	ND<500	ND<20	ND<2	ND<2	
5/17/07	3,700	240	3.4	30	10	770	ND<0.5	ND<0.5	9.2	800	ND<2,000	ND<5	--	--	

TABLE E-1

HISTORICAL GROUNDWATER ANALYTICAL RESULTS
TESORO - LIVERMORE, 67076

Monitoring Well	Sample Date ^(a)	TPHg ^(b) (µg/l)	Benzene ^(b) (µg/l)	Toluene ^(b) (µg/l)	Ethylbenzene ^(b) (µg/l)	Total Xylenes ^(b) (µg/l)	MTBE ^(b) (µg/l)	DIPE ^(b) (µg/l)	ETBE ^(b) (µg/l)	TAME ^(b) (µg/l)	TBA ^(b) (µg/l)	Methanol ^(b) (µg/l)	Ethanol ^(b) (µg/l)	1,2-DCA ^(b) (µg/l)	EDB ^(b) (µg/l)	
MW-6 (cont.)	8/2/07	15,000	1,800	120	980	510	310	ND<2.5	ND<2.5	3.0	180	ND<250	ND<25	ND<2.5	ND<2.5	
	11/12/07	NS	NS	NS	NS	NS	NS	NS	NS	NS	NS	NS	NS	NS	NS	
	2/14/08	14,000	2,000	63	750	190	810	ND<2.5	ND<2.5	7.7	600	ND<250	ND<25	ND<2.5	ND<2.5	
	5/8/08	15,000	1,700	59	700	130	540	ND<2.5	ND<2.5	5.9	410	ND<2,000	ND<25	ND<2.5	ND<2.5	
	7/23/08	NS	NS	NS	NS	NS	NS	NS	NS	NS	NS	NS	NS	NS	NS	
	10/13/08	NS	NS	NS	NS	NS	NS	NS	NS	NS	NS	NS	NS	NS	NS	NS
	2/11/09	NS	NS	NS	NS	NS	NS	NS	NS	NS	NS	NS	NS	NS	NS	NS
	4/28/09	16,000	2,200	160	860	230	320	ND<2.5	ND<2.5	3.8	580	ND<1000	ND<25	ND<2.5	ND<2.5	
	8/4/09	NS	NS	NS	NS	NS	NS	NS	NS	NS	NS	NS	NS	NS	NS	NS
	12/9/09	15,000	2,100	96	800	160	340	ND<5	ND<5	ND<5	460	ND<2,000	ND<50	ND<5	ND<5	
	2/12/10	21,000	2,500	140	1,000	240	540	ND<5	ND<5	6.0	460	ND<500	ND<50	ND<5	ND<5	
5/4/10	17,000	2,100	120	780	260	820	ND<5	ND<5	8.6	450	ND<500	ND<50	ND<5	ND<5		
MW-7	3/30/94	43,000	7,200	2,400	1,600	11,000	--	--	--	--	--	--	--	--	--	
	4/25/94	30,000	3,900	1,000	940	6,900	--	--	--	--	--	--	--	--	--	
	8/12/94	30,000	3,800	1,400	1,300	7,500	--	--	--	--	--	--	--	--	--	
	12/14/94	31,000	3,600	1,200	900	6,400	--	--	--	--	--	--	--	--	--	
	2/10/95	27,000	4,000	900	890	5,100	--	--	--	--	--	--	--	--	--	
	6/15/95	17,000	920	680	740	4,100	--	--	--	--	--	--	--	--	--	
	9/26/95	7,000	200	150	170	810	--	--	--	--	--	--	--	--	--	
	12/15/95	11,000	350	170	540	1,900	--	--	--	--	--	--	--	--	--	
	3/21/96	12,000	320	100	730	2,500	--	--	--	--	--	--	--	--	--	
	6/13/96	5,900	98	19	370	620	ND<50	--	--	--	--	--	--	--	--	
	9/16/96	7,800	140	43	440	590	ND<25	--	--	--	--	--	--	--	--	
	12/2/96	6,300	87	29	290	430	ND<50	--	--	--	--	--	--	--	--	
	3/7/97	4,500	35	19	360	470	ND<25	--	--	--	--	--	--	--	--	
	6/12/97	3,900	29	5.2	170	48	ND<5	--	--	--	--	--	--	--	--	
9/29/97	6,100	56	9.0	340	190	ND<25	--	--	--	--	--	--	--	--		

TABLE E-1

HISTORICAL GROUNDWATER ANALYTICAL RESULTS
TESORO - LIVERMORE, 67076

Monitoring Well	Sample Date ^(a)	TPHg ^(b) (µg/l)	Benzene ^(b) (µg/l)	Toluene ^(b) (µg/l)	Ethylbenzene ^(b) (µg/l)	Total Xylenes ^(b) (µg/l)	MTBE ^(b) (µg/l)	DIPE ^(b) (µg/l)	ETBE ^(b) (µg/l)	TAME ^(b) (µg/l)	TBA ^(b) (µg/l)	Methanol ^(b) (µg/l)	Ethanol ^(b) (µg/l)	1,2-DCA ^(b) (µg/l)	EDB ^(b) (µg/l)
MW-7 (cont.)	12/1/97	6,500	24	ND<2.5	400	250	ND<25	--	--	--	--	--	--	--	--
	3/19/98	2,000	20	ND<2.5	73	79	ND<25	--	--	--	--	--	--	--	--
	5/29/98	5,700	22	7.3	290	350	ND<25	--	--	--	--	--	--	--	--
	9/15/98	1,700	15	ND<2.5	44	5.1	ND<25	--	--	--	--	--	--	--	--
	11/30/98	4,800	42	12	270	640	ND<25	--	--	--	--	--	--	--	--
	1/17/99	3,400	33	ND<5	200	190	ND<50	--	--	--	--	--	--	--	--
	6/10/99	1,700	7.8	1.5	23	4.1	ND<5	--	--	--	--	--	--	--	--
	9/7/99	1,900	9.7	2.1	70	2.9	ND<5	--	--	--	--	--	--	--	--
	12/13/99	1,900	8.0	1.1	10	1.1	ND<5	--	--	--	--	--	--	--	--
	3/13/00	1,500	7.5	ND<0.5	6.7	2.9	ND<5	--	--	--	--	--	--	--	--
	6/12/00	1,200	5.4	ND<0.5	5.2	1.0	ND<5	--	--	--	--	--	--	--	--
	11/10/00	1,000	3.9	ND<0.5	ND<0.5	ND<0.5	ND<0.5	--	--	--	--	--	--	--	--
	12/31/00	620	1.8	ND<0.5	ND<0.5	ND<0.5	ND<0.5	--	--	--	--	--	--	--	--
	3/27/01	1,200	4.8	ND<0.5	6.7	0.94	ND<0.5	--	--	--	--	--	--	--	--
	6/30/01	2,800	10	1.7	75	170	ND<0.5	--	--	--	--	--	--	--	--
	9/26/01	1,900	16	0.89	2.3	25	ND<0.5	--	--	--	--	--	--	--	--
	12/18/01	3,000	13	0.88	3.4	3.4	ND<0.5	--	--	--	--	--	--	--	--
	1/22/02	NS	NS	NS	NS	NS	NS	NS	NS	NS	NS	NS	NS	NS	NS
	3/18/02	3,100	7.3	1.5	38	110	ND<0.5	--	--	--	--	--	--	--	--
	6/5/02	1,800	7.6	1.0	39	20	ND<0.5	--	--	--	--	--	--	--	--
8/21/02	3,300	7.6	0.7	85	36	ND<0.5	--	--	--	--	--	--	--	--	
12/3/02	1,700	5.4	ND<0.5	15	5.5	ND<0.5	--	--	--	--	--	--	--	--	
3/4/03	440	1.8	ND<0.5	0.54	2.9	ND<0.5	ND<0.5	ND<0.5	ND<0.5	ND<5	ND<50	ND<5	ND<0.5	ND<0.5	
6/10/03	550	0.8	ND<0.5	ND<0.5	ND<0.5	ND<0.5	ND<0.5	ND<0.5	ND<0.5	ND<5	ND<50	ND<5	ND<0.5	ND<0.5	
9/9/03	120	ND<0.5	ND<0.5	ND<0.5	ND<0.5	ND<0.5	ND<0.5	ND<0.5	ND<0.5	ND<5	ND<50	ND<5	ND<0.5	ND<0.5	
12/23/03	ND<50	ND<0.5	ND<0.5	ND<0.5	ND<0.5	ND<0.5	ND<0.5	ND<0.5	ND<0.5	ND<5	ND<50	ND<5	ND<0.5	ND<0.5	

TABLE E-1

**HISTORICAL GROUNDWATER ANALYTICAL RESULTS
TESORO - LIVERMORE, 67076**

Monitoring Well	Sample Date ^(a)	TPHg ^(b) (µg/l)	Benzene ^(b) (µg/l)	Toluene ^(b) (µg/l)	Ethylbenzene ^(b) (µg/l)	Total Xylenes ^(b) (µg/l)	MTBE ^(b) (µg/l)	DIPE ^(b) (µg/l)	ETBE ^(b) (µg/l)	TAME ^(b) (µg/l)	TBA ^(b) (µg/l)	Methanol ^(b) (µg/l)	Ethanol ^(b) (µg/l)	1,2-DCA ^(b) (µg/l)	EDB ^(b) (µg/l)
MW-7 (cont.)	3/23/04	ND<50	ND<0.5	ND<0.5	ND<0.5	ND<0.5	ND<0.5	ND<0.5	ND<0.5	ND<0.5	ND<5	ND<50	ND<5	ND<0.5	ND<0.5
	5/10/04	67	ND<0.5	ND<0.5	ND<0.5	ND<0.5	ND<0.5	ND<0.5	ND<0.5	ND<0.5	ND<5	ND<50	ND<5	ND<0.5	ND<0.5
	8/4/04	2,600	2.5	ND<0.5	36	31	ND<0.5	ND<0.5	ND<0.5	ND<0.5	ND<5	ND<50	ND<5	ND<0.5	ND<0.5
	11/4/04	1,600	2.0	ND<0.5	16	16	ND<0.5	ND<0.5	ND<0.5	ND<0.5	ND<5	ND<50	ND<5	ND<0.5	ND<0.5
	1/12/05	830	1.6	ND<0.5	15	12	ND<0.5	ND<0.5	ND<0.5	ND<0.5	ND<5	ND<50	ND<5	ND<0.5	ND<0.5
	5/2/05	710	ND<0.5	ND<0.5	0.75	0.52	ND<0.5	ND<0.5	ND<0.5	ND<0.5	ND<5	ND<50	ND<5	ND<0.5	ND<0.5
	7/20/05	1,400	1.1	ND<0.5	9.2	8.6	ND<0.5	ND<0.5	ND<0.5	ND<0.5	ND<5	ND<50	ND<5	ND<0.5	ND<0.5
	11/21/05	1,100	0.56	ND<0.5	3.4	23	ND<0.5	ND<0.5	ND<0.5	ND<0.5	ND<5	ND<50	ND<5	ND<0.5	ND<0.5
	2/9/06	270	ND<0.5	ND<0.5	1.2	0.98	ND<0.5	ND<0.5	ND<0.5	ND<0.5	ND<5	ND<50	ND<5	ND<0.5	ND<0.5
	5/16/06	930	0.84	ND<0.5	10	7.9	ND<0.5	ND<0.5	ND<0.5	ND<0.5	ND<5	ND<50	ND<5	ND<0.5	ND<0.5
	8/9/06	650	ND<0.5	ND<0.5	1.2	1.0	ND<0.5	ND<0.5	ND<0.5	ND<0.5	ND<5	ND<50	ND<5	ND<0.5	ND<0.5
	11/8/06	800	ND<0.5	ND<0.5	1.0	0.62	ND<0.5	ND<0.5	ND<0.5	ND<0.5	ND<5	ND<50	ND<5	ND<0.5	ND<0.5
	2/14/07	800	ND<0.5	ND<0.5	ND<0.5	ND<0.5	ND<0.5	ND<0.5	ND<0.5	ND<0.5	ND<5	ND<50	ND<5	ND<0.5	ND<0.5
	5/17/07	700	ND<0.5	ND<0.5	ND<0.5	0.71	ND<0.5	ND<0.5	ND<0.5	ND<0.5	ND<5	ND<50	ND<5	--	--
	8/2/07	3,200	1.3	ND<0.5	50	120	ND<0.5	ND<0.5	ND<0.5	ND<0.5	ND<5	ND<50	ND<5	ND<0.5	ND<0.5
	11/12/07	NS	NS	NS	NS	NS	NS	NS	NS	NS	NS	NS	NS	NS	NS
	2/14/08	1,600	1.2	ND<0.5	4.5	1.0	ND<0.5	ND<0.5	ND<0.5	ND<0.5	ND<5	ND<50	ND<5	ND<0.5	ND<0.5
	5/8/08	1,400	2.2	0.74	2.8	0.93	ND<0.5	ND<0.5	ND<0.5	ND<0.5	ND<5	ND<50	ND<5	ND<0.5	ND<0.5
	7/23/08	2,300	3.9	1.4	8.9	5.4	ND<0.5	ND<0.5	ND<0.5	ND<0.5	ND<5	ND<50	ND<5	ND<0.5	ND<0.5
	10/13/08	NS	NS	NS	NS	NS	NS	NS	NS	NS	NS	NS	NS	NS	NS
2/11/09	NS	NS	NS	NS	NS	NS	NS	NS	NS	NS	NS	NS	NS	NS	
4/28/09	4,500	7.4	3.8	33	7.3	ND<0.5	ND<0.5	ND<0.5	ND<0.5	ND<5	ND<50	ND<5	ND<0.5	ND<0.5	
8/4/09	NS	NS	NS	NS	NS	NS	NS	NS	NS	NS	NS	NS	NS	NS	
12/17/09	4,500	6.7	3.4	27	8.8	ND<0.5	ND<0.5	ND<0.5	ND<0.5	ND<5	ND<80	ND<8	ND<0.5	ND<0.5	
2/11/10	NS	NS	NS	NS	NS	NS	NS	NS	NS	NS	NS	NS	NS	NS	
5/6/10	3,600	7.9	3.6	14	6.4	ND<0.5	ND<0.5	ND<0.5	ND<0.5	ND<5	ND<50	ND<8	ND<0.5	ND<0.5	
MW-8	9/5/03	ND<50	ND<0.5	ND<0.5	ND<0.5	ND<0.5	ND<0.5	ND<0.5	ND<0.5	ND<0.5	ND<5	--	--	--	--
	12/23/03	ND<50	ND<0.5	ND<0.5	ND<0.5	ND<0.5	ND<0.5	ND<0.5	ND<0.5	ND<0.5	ND<5	ND<50	7.3	ND<0.5	ND<0.5

TABLE E-1

**HISTORICAL GROUNDWATER ANALYTICAL RESULTS
TESORO - LIVERMORE, 67076**

Monitoring Well	Sample Date ^(a)	TPHg ^(b) (µg/l)	Benzene ^(b) (µg/l)	Toluene ^(b) (µg/l)	Ethylbenzene ^(b) (µg/l)	Total Xylenes ^(b) (µg/l)	MTBE ^(b) (µg/l)	DIPE ^(b) (µg/l)	ETBE ^(b) (µg/l)	TAME ^(b) (µg/l)	TBA ^(b) (µg/l)	Methanol ^(b) (µg/l)	Ethanol ^(b) (µg/l)	1,2-DCA ^(b) (µg/l)	EDB ^(b) (µg/l)	
MW-8 (cont.)	3/23/04	ND<50	ND<0.5	ND<0.5	ND<0.5	ND<0.5	ND<0.5	ND<0.5	ND<0.5	ND<0.5	ND<5	ND<50	ND<5	ND<0.5	ND<0.5	
	5/10/04	ND<50	ND<0.5	ND<0.5	ND<0.5	ND<0.5	ND<0.5	ND<0.5	ND<0.5	ND<0.5	ND<5	ND<50	ND<5	ND<0.5	ND<0.5	
	8/4/04	ND<50	ND<0.5	ND<0.5	ND<0.5	0.86	ND<0.5	ND<0.5	ND<0.5	ND<0.5	ND<5	ND<50	ND<5	ND<0.5	ND<0.5	
	11/4/04	ND<50	ND<0.5	ND<0.5	ND<0.5	ND<0.5	ND<0.5	ND<0.5	ND<0.5	ND<0.5	ND<5	ND<50	ND<5	ND<0.5	ND<0.5	
	1/12/05	ND<50	ND<0.5	ND<0.5	ND<0.5	ND<0.5	ND<0.5	ND<0.5	ND<0.5	ND<0.5	ND<5	ND<50	ND<5	ND<0.5	ND<0.5	
	5/2/05	ND<50	ND<0.5	ND<0.5	ND<0.5	ND<0.5	ND<0.5	ND<0.5	ND<0.5	ND<0.5	ND<5	ND<50	ND<5	ND<0.5	ND<0.5	
	7/19/05	ND<50	ND<0.5	ND<0.5	ND<0.5	ND<0.5	ND<0.5	ND<0.5	ND<0.5	ND<0.5	ND<5	ND<50	ND<5	ND<0.5	ND<0.5	
	11/21/05	ND<50	ND<0.5	ND<0.5	ND<0.5	ND<0.5	ND<0.5	ND<0.5	ND<0.5	ND<0.5	ND<5	ND<50	ND<5	ND<0.5	ND<0.5	
	2/9/06	ND<50	ND<0.5	ND<0.5	ND<0.5	ND<0.5	0.57	ND<0.5	ND<0.5	ND<0.5	ND<5	ND<50	ND<5	ND<0.5	ND<0.5	
	5/16/06	ND<50	ND<0.5	ND<0.5	ND<0.5	ND<0.5	ND<0.5	ND<0.5	ND<0.5	ND<0.5	ND<5	ND<50	ND<5	ND<0.5	ND<0.5	
	8/9/06	ND<50	ND<0.5	ND<0.5	ND<0.5	ND<0.5	ND<0.5	ND<0.5	ND<0.5	ND<0.5	ND<5	ND<50	ND<5	ND<0.5	ND<0.5	
	11/8/06	ND<50	1.2	1.9	ND<0.5	0.66	ND<0.5	ND<0.5	ND<0.5	ND<0.5	ND<5	ND<50	ND<5	ND<0.5	ND<0.5	
	2/14/07	ND<50	ND<0.5	ND<0.5	ND<0.5	ND<0.5	ND<0.5	ND<0.5	ND<0.5	ND<0.5	ND<5	ND<50	ND<5	ND<0.5	ND<0.5	
	5/17/07	ND<50	ND<0.5	ND<0.5	ND<0.5	ND<0.5	ND<0.5	ND<0.5	ND<0.5	ND<0.5	ND<5	ND<50	ND<5	--	--	
	8/2/07	ND<50	ND<0.5	ND<0.5	ND<0.5	ND<0.5	ND<0.5	ND<0.5	ND<0.5	ND<0.5	ND<5	ND<50	ND<5	ND<0.5	ND<0.5	
	11/12/07	NS	NS	NS	NS	NS	NS	NS	NS	NS	NS	NS	NS	NS	NS	NS
	2/14/08	ND<50	ND<0.5	ND<0.5	ND<0.5	ND<0.5	ND<0.5	ND<0.5	ND<0.5	ND<0.5	ND<5	ND<50	ND<5	ND<0.5	ND<0.5	
	5/8/08	ND<50	ND<0.5	ND<0.5	ND<0.5	ND<0.5	ND<0.5	ND<0.5	ND<0.5	ND<0.5	ND<5	ND<50	ND<5	ND<0.5	ND<0.5	
	7/23/08	NS	NS	NS	NS	NS	NS	NS	NS	NS	NS	NS	NS	NS	NS	NS
	10/13/08	NS	NS	NS	NS	NS	NS	NS	NS	NS	NS	NS	NS	NS	NS	NS
2/11/09	NS	NS	NS	NS	NS	NS	NS	NS	NS	NS	NS	NS	NS	NS	NS	
4/27/09	NS	NS	NS	NS	NS	NS	NS	NS	NS	NS	NS	NS	NS	NS	NS	
8/4/09	NS	NS	NS	NS	NS	NS	NS	NS	NS	NS	NS	NS	NS	NS	NS	
12/17/09	ND<50	ND<0.5	ND<0.5	ND<0.5	ND<0.5	ND<0.5	ND<0.5	ND<0.5	ND<0.5	ND<0.5	ND<5	ND<50	ND<5	ND<0.5	ND<0.5	
2/11/10	NS	NS	NS	NS	NS	NS	NS	NS	NS	NS	NS	NS	NS	NS	NS	
5/6/10	ND<50	ND<0.5	ND<0.5	ND<0.5	ND<0.5	ND<0.5	ND<0.5	ND<0.5	ND<0.5	ND<0.5	ND<5	ND<50	ND<5	ND<0.5	ND<0.5	
MW-9	9/5/03	3,400	23	1.5	110	10	10	ND<0.5	ND<0.5	ND<0.5	ND<5	--	--	--	--	
	12/23/03	1,100	2.4	ND<0.5	0.8	0.8	2.1	ND<0.5	ND<0.5	ND<0.5	5.9	ND<50	ND<5	ND<0.5	ND<0.5	

TABLE E-1

HISTORICAL GROUNDWATER ANALYTICAL RESULTS
TESORO - LIVERMORE, 67076

Monitoring Well	Sample Date ^(a)	TPHg ^(b) (µg/l)	Benzene ^(b) (µg/l)	Toluene ^(b) (µg/l)	Ethylbenzene ^(b) (µg/l)	Total Xylenes ^(b) (µg/l)	MTBE ^(b) (µg/l)	DIPE ^(b) (µg/l)	ETBE ^(b) (µg/l)	TAME ^(b) (µg/l)	TBA ^(b) (µg/l)	Methanol ^(b) (µg/l)	Ethanol ^(b) (µg/l)	1,2-DCA ^(b) (µg/l)	EDB ^(b) (µg/l)	
MW-9 (cont.)	3/23/04	760	8.5	ND<0.5	4.9	0.95	18	ND<0.5	ND<0.5	ND<0.5	ND<5	ND<50	ND<5	ND<0.5	ND<0.5	
	5/10/04	1,100	4.4	ND<0.5	1.3	0.67	11	ND<0.5	ND<0.5	ND<0.5	ND<5	ND<50	ND<5	ND<0.5	ND<0.5	
	8/4/04	1,200	3.4	0.59	16	7.6	6.1	ND<0.5	ND<0.5	ND<0.5	ND<5	ND<50	ND<5	ND<0.5	ND<0.5	
	11/4/04	610	0.52	ND<0.5	1.3	ND<0.5	2.0	ND<0.5	ND<0.5	ND<0.5	ND<5	ND<50	ND<5	ND<0.5	ND<0.5	
	1/12/05	1,400	1.6	0.55	5.5	1.1	2.4	ND<0.5	ND<0.5	ND<0.5	ND<5	ND<50	ND<5	ND<0.5	ND<0.5	
	5/2/05	1,500	10	0.55	6.7	1.1	27	ND<0.5	ND<0.5	ND<0.5	ND<5	ND<50	ND<5	ND<0.5	ND<0.5	
	7/20/05	1,800	5.5	0.69	12	1.6	10	ND<0.5	ND<0.5	ND<0.5	ND<5	ND<50	ND<5	ND<0.5	ND<0.5	
	11/21/05	1,200	0.94	ND<0.5	1.4	ND<0.5	3.3	ND<0.5	ND<0.5	ND<0.5	ND<5	ND<50	ND<5	ND<0.5	ND<0.5	
	2/9/06	1,200	2.8	0.51	6.4	0.84	4.4	ND<0.5	ND<0.5	ND<0.5	ND<5	ND<50	ND<5	ND<0.5	ND<0.5	
	5/16/06	1,600	3.8	0.57	12	1.8	4.9	ND<0.5	ND<0.5	ND<0.5	ND<5	ND<50	ND<5	ND<0.5	ND<0.5	
	8/9/06	760	ND<0.5	ND<0.5	1.0	ND<0.5	2.6	ND<0.5	ND<0.5	ND<0.5	ND<5	ND<50	ND<5	ND<0.5	ND<0.5	
	11/8/06	1,700	1.7	0.53	6.7	1.4	1.7	ND<0.5	ND<0.5	ND<0.5	ND<5	ND<50	ND<5	ND<0.5	ND<0.5	
	2/14/07	1,000	ND<0.5	ND<0.5	0.51	ND<0.5	0.51	ND<0.5	ND<0.5	ND<0.5	ND<5	ND<50	ND<5	ND<0.5	ND<0.5	
	5/17/07	870	ND<0.5	ND<0.5	0.54	ND<0.5	0.93	ND<0.5	ND<0.5	ND<0.5	ND<5	ND<50	ND<5	--	--	
	8/2/07	NS	NS	NS	NS	NS	NS	NS	NS	NS	NS	NS	NS	NS	NS	NS
	11/12/07	NS	NS	NS	NS	NS	NS	NS	NS	NS	NS	NS	NS	NS	NS	NS
	2/14/08	3,300	68	2.1	110	7.8	16	ND<0.5	ND<0.5	ND<0.5	13	ND<50	ND<5	ND<0.5	ND<0.5	
	5/8/08	1,200	8.2	0.52	4.0	0.74	5.9	ND<0.5	ND<0.5	ND<0.5	5.4	ND<50	ND<5	ND<0.5	ND<0.5	
	7/23/08	NS	NS	NS	NS	NS	NS	NS	NS	NS	NS	NS	NS	NS	NS	NS
	10/13/08	NS	NS	NS	NS	NS	NS	NS	NS	NS	NS	NS	NS	NS	NS	NS
2/11/09	NS	NS	NS	NS	NS	NS	NS	NS	NS	NS	NS	NS	NS	NS	NS	
4/27/09	NS	NS	NS	NS	NS	NS	NS	NS	NS	NS	NS	NS	NS	NS	NS	
8/4/09	NS	NS	NS	NS	NS	NS	NS	NS	NS	NS	NS	NS	NS	NS	NS	
12/9/09	1,200	ND<0.5	ND<0.5	ND<0.5	ND<0.5	ND<0.5	1.4	ND<0.5	ND<0.5	ND<0.5	ND<5	ND<50	ND<5	ND<0.5	ND<0.5	
2/11/10	NS	NS	NS	NS	NS	NS	NS	NS	NS	NS	NS	NS	NS	NS	NS	
5/4/10	2,700	120	7.0	35	14	44	ND<0.5	ND<0.5	0.52	31	ND<200	ND<5	ND<0.5	ND<0.5		
MW-10	9/5/03	ND<50	ND<0.5	ND<0.5	ND<0.5	ND<0.5	ND<0.5	ND<0.5	ND<0.5	ND<0.5	ND<5	--	--	--	--	
	12/23/03	ND<50	ND<0.5	ND<0.5	ND<0.5	ND<0.5	ND<0.5	ND<0.5	ND<0.5	ND<0.5	ND<5	ND<50	ND<5	ND<0.5	ND<0.5	

TABLE E-1

**HISTORICAL GROUNDWATER ANALYTICAL RESULTS
TESORO - LIVERMORE, 67076**

Monitoring Well	Sample Date ^(a)	TPHg ^(b) (µg/l)	Benzene ^(b) (µg/l)	Toluene ^(b) (µg/l)	Ethylbenzene ^(b) (µg/l)	Total Xylenes ^(b) (µg/l)	MTBE ^(b) (µg/l)	DIPE ^(b) (µg/l)	ETBE ^(b) (µg/l)	TAME ^(b) (µg/l)	TBA ^(b) (µg/l)	Methanol ^(b) (µg/l)	Ethanol ^(b) (µg/l)	1,2-DCA ^(b) (µg/l)	EDB ^(b) (µg/l)	
MW-10 (cont.)	3/23/04	ND<50	ND<0.5	ND<0.5	ND<0.5	ND<0.5	ND<0.5	ND<0.5	ND<0.5	ND<0.5	ND<5	ND<50	ND<5	ND<0.5	ND<0.5	
	5/10/04	ND<50	ND<0.5	ND<0.5	ND<0.5	ND<0.5	ND<0.5	ND<0.5	ND<0.5	ND<0.5	ND<5	ND<50	ND<5	ND<0.5	ND<0.5	
	8/4/04	ND<50	ND<0.5	ND<0.5	ND<0.5	0.61	ND<0.5	ND<0.5	ND<0.5	ND<0.5	ND<5	ND<50	ND<5	ND<0.5	ND<0.5	
	11/4/04	ND<50	ND<0.5	ND<0.5	ND<0.5	ND<0.5	ND<0.5	ND<0.5	ND<0.5	ND<0.5	ND<5	ND<50	ND<5	ND<0.5	ND<0.5	
	1/12/05	ND<50	ND<0.5	ND<0.5	ND<0.5	ND<0.5	ND<0.5	ND<0.5	ND<0.5	ND<0.5	ND<5	ND<50	ND<5	ND<0.5	ND<0.5	
	5/2/05	ND<50	ND<0.5	ND<0.5	ND<0.5	ND<0.5	ND<0.5	ND<0.5	ND<0.5	ND<0.5	ND<5	ND<50	ND<5	ND<0.5	ND<0.5	
	7/19/05	ND<50	ND<0.5	ND<0.5	ND<0.5	ND<0.5	ND<0.5	ND<0.5	ND<0.5	ND<0.5	ND<5	ND<50	ND<5	ND<0.5	ND<0.5	
	11/21/05	ND<50	ND<0.5	ND<0.5	ND<0.5	ND<0.5	ND<0.5	ND<0.5	ND<0.5	ND<0.5	ND<5	ND<50	ND<5	ND<0.5	ND<0.5	
	2/9/06	ND<50	ND<0.5	ND<0.5	ND<0.5	ND<0.5	ND<0.5	ND<0.5	ND<0.5	ND<0.5	ND<5	ND<50	ND<5	ND<0.5	ND<0.5	
	5/16/06	ND<50	ND<0.5	ND<0.5	ND<0.5	ND<0.5	ND<0.5	ND<0.5	ND<0.5	ND<0.5	ND<5	ND<50	ND<5	ND<0.5	ND<0.5	
	8/9/06	ND<50	ND<0.5	ND<0.5	ND<0.5	ND<0.5	ND<0.5	ND<0.5	ND<0.5	ND<0.5	ND<5	ND<50	ND<5	ND<0.5	ND<0.5	
	11/8/06	ND<50	ND<0.5	ND<0.5	ND<0.5	ND<0.5	ND<0.5	ND<0.5	ND<0.5	ND<0.5	ND<5	ND<50	ND<5	ND<0.5	ND<0.5	
	2/14/07	ND<50	ND<0.5	ND<0.5	ND<0.5	ND<0.5	ND<0.5	ND<0.5	ND<0.5	ND<0.5	ND<5	ND<50	ND<5	ND<0.5	ND<0.5	
	5/17/07	ND<50	ND<0.5	ND<0.5	ND<0.5	ND<0.5	ND<0.5	ND<0.5	ND<0.5	ND<0.5	ND<5	ND<50	ND<5	--	--	
	8/2/07	ND<50	ND<0.5	ND<0.5	ND<0.5	ND<0.5	ND<0.5	ND<0.5	ND<0.5	ND<0.5	ND<5	ND<50	ND<5	ND<0.5	ND<0.5	
	11/12/07	NS	NS	NS	NS	NS	NS	NS	NS	NS	NS	NS	NS	NS	NS	NS
	2/14/08	ND<50	ND<0.5	ND<0.5	ND<0.5	ND<0.5	ND<0.5	ND<0.5	ND<0.5	ND<0.5	ND<5	ND<50	ND<5	ND<0.5	ND<0.5	
	5/8/08	ND<50	ND<0.5	ND<0.5	ND<0.5	ND<0.5	ND<0.5	ND<0.5	ND<0.5	ND<0.5	ND<5	ND<50	ND<5	ND<0.5	ND<0.5	
	7/23/08	NS	NS	NS	NS	NS	NS	NS	NS	NS	NS	NS	NS	NS	NS	NS
	10/13/08	NS	NS	NS	NS	NS	NS	NS	NS	NS	NS	NS	NS	NS	NS	NS
2/11/09	NS	NS	NS	NS	NS	NS	NS	NS	NS	NS	NS	NS	NS	NS	NS	
4/27/09	NS	NS	NS	NS	NS	NS	NS	NS	NS	NS	NS	NS	NS	NS	NS	
8/4/09	NS	NS	NS	NS	NS	NS	NS	NS	NS	NS	NS	NS	NS	NS	NS	
12/9/09	ND<50	ND<0.5	ND<0.5	ND<0.5	ND<0.5	ND<0.5	ND<0.5	ND<0.5	ND<0.5	ND<0.5	ND<5	ND<50	ND<5	ND<0.5	ND<0.5	
2/11/10	NS	NS	NS	NS	NS	NS	NS	NS	NS	NS	NS	NS	NS	NS	NS	
5/6/10	ND<50	ND<0.5	ND<0.5	ND<0.5	ND<0.5	ND<0.5	ND<0.5	ND<0.5	ND<0.5	ND<0.5	ND<5	ND<50	ND<5	ND<0.5	ND<0.5	
MW-11	12/16/08	NS	NS	NS	NS	NS	NS	NS	NS	NS	NS	NS	NS	NS	NS	
	2/11/09	NS	NS	NS	NS	NS	NS	NS	NS	NS	NS	NS	NS	NS	NS	

TABLE E-1

HISTORICAL GROUNDWATER ANALYTICAL RESULTS
TESORO - LIVERMORE, 67076

Monitoring Well	Sample Date ^(a)	TPHg ^(b) (µg/l)	Benzene ^(b) (µg/l)	Toluene ^(b) (µg/l)	Ethylbenzene ^(b) (µg/l)	Total Xylenes ^(b) (µg/l)	MTBE ^(b) (µg/l)	DIPE ^(b) (µg/l)	ETBE ^(b) (µg/l)	TAME ^(b) (µg/l)	TBA ^(b) (µg/l)	Methanol ^(b) (µg/l)	Ethanol ^(b) (µg/l)	1,2-DCA ^(b) (µg/l)	EDB ^(b) (µg/l)
MW-11 (cont.)	4/27/09	NS	NS	NS	NS	NS	NS	NS	NS	NS	NS	NS	NS	NS	NS
	8/4/09	NS	NS	NS	NS	NS	NS	NS	NS	NS	NS	NS	NS	NS	NS
	12/8/09	100,000	6,100	9,000	3,100	20,000	3.3	ND<0.5	ND<0.5	ND<0.5	25	ND<200	ND<20	ND<0.5	ND<0.5
	2/11/10	NS	NS	NS	NS	NS	NS	NS	NS	NS	NS	NS	NS	NS	NS
	5/3/10	62,000	3,600	5,900	2,600	12,000	ND<15	ND<15	ND<15	ND<15	ND<70	ND<1500	ND<150	ND<15	ND<15
VW-2	8/4/04	5,700	480	ND<20	600	ND<20	12,000	ND<20	ND<20	110	ND<90	ND<2,000	ND<200	ND<20	ND<20
	11/4/04	5,800	340	ND<20	38	ND<20	10,000	ND<20	ND<20	120	ND<90	ND<2,000	ND<200	ND<20	ND<20
	1/12/05	3,800	210	ND<5	90	54	2,900	ND<5	ND<5	33	26 ^(f)	ND<500	ND<50	ND<5	ND<5
	5/2/05	2,600	84	ND<2	13	7.0	960	ND<2	ND<2	12	57	ND<500	ND<20	ND<2	ND<2
	7/20/05	6,200	240	13	290	480	6,600	ND<2	ND<2	56	59 ^(f)	ND<2,000	ND<20	ND<2	ND<2
	11/21/05	3,100	100	ND<9	22	10	5,300	ND<9	ND<9	54	76 ^(f)	ND<900	ND<90	ND<9	ND<9
	2/9/06	3,500	140	ND<25	130	36	12,000	ND<25	ND<25	65	2,800	ND<2,500	ND<250	ND<25	ND<25
	5/17/06	1,800	90	2.6	39	11	1,200	ND<2.5	ND<2.5	12	700	ND<250	ND<25	ND<2.5	ND<2.5
	8/9/06	4,300	86	3.5	200	16	2,500	ND<2.5	ND<2.5	28	2,800	ND<5,000	ND<25	ND<2.5	ND<2.5
	11/8/06	3,200	46	3.1	10	4.8	1,500	ND<3	ND<3	11	7,100	ND<800	ND<30	ND<3	ND<3
	2/14/07	3,300	75	4.6	50	82	580	ND<2	ND<2	7.0	4,100	ND<500	ND<20	ND<2	ND<2
	5/17/07	3,500	51	7.3	17	24	100	ND<2.5	ND<2.5	ND<2.5	7,100	ND<250	ND<25	--	--
	8/2/07	NS	NS	NS	NS	NS	NS	NS	NS	NS	NS	NS	NS	NS	NS
	11/12/07	NS	NS	NS	NS	NS	NS	NS	NS	NS	NS	NS	NS	NS	NS
	2/14/08	5,700	180	14	150	120	530	ND<2.5	ND<2.5	4.1	5,000	ND<250	ND<25	ND<2.5	ND<2.5
	5/8/08	3,000	40	3.8	32	34	270	ND<1.5	ND<1.5	2.7	4,500	ND<250	ND<15	ND<1.5	ND<1.5
	7/23/08	NS	NS	NS	NS	NS	NS	NS	NS	NS	NS	NS	NS	NS	NS
	10/13/08	NS	NS	NS	NS	NS	NS	NS	NS	NS	NS	NS	NS	NS	NS
	2/11/09	NS	NS	NS	NS	NS	NS	NS	NS	NS	NS	NS	NS	NS	NS
	4/27/09	NS	NS	NS	NS	NS	NS	NS	NS	NS	NS	NS	NS	NS	NS
8/4/09	NS	NS	NS	NS	NS	NS	NS	NS	NS	NS	NS	NS	NS	NS	
12/9/09	NS	NS	NS	NS	NS	NS	NS	NS	NS	NS	NS	NS	NS	NS	
2/11/10	NS	NS	NS	NS	NS	NS	NS	NS	NS	NS	NS	NS	NS	NS	
5/5/10	2,800	130	6.4	170	130	1,300	ND<2.5	ND<2.5	12	1,700	ND<250	ND<25	ND<2.5	ND<2.5	

TABLE E-1

HISTORICAL GROUNDWATER ANALYTICAL RESULTS
TESORO - LIVERMORE, 67076

Monitoring Well	Sample Date ^(a)	TPHg ^(b) (µg/l)	Benzene ^(b) (µg/l)	Toluene ^(b) (µg/l)	Ethylbenzene ^(b) (µg/l)	Total Xylenes ^(b) (µg/l)	MTBE ^(b) (µg/l)	DIPE ^(b) (µg/l)	ETBE ^(b) (µg/l)	TAME ^(b) (µg/l)	TBA ^(b) (µg/l)	Methanol ^(b) (µg/l)	Ethanol ^(b) (µg/l)	1,2-DCA ^(b) (µg/l)	EDB ^(b) (µg/l)	
VW-3	8/4/04	ND<50	ND<0.5	ND<0.5	ND<0.5	ND<0.5	ND<0.5	ND<0.5	ND<0.5	ND<0.5	ND<5	ND<50	ND<5	ND<0.5	ND<0.5	
	11/4/04	ND<50	ND<0.5	ND<0.5	ND<0.5	ND<0.5	ND<0.5	ND<0.5	ND<0.5	ND<0.5	ND<5	ND<50	ND<5	ND<0.5	ND<0.5	
	1/12/05	ND<50	ND<0.5	ND<0.5	ND<0.5	ND<0.5	ND<0.5	ND<0.5	ND<0.5	ND<0.5	ND<5	ND<50	ND<5	ND<0.5	ND<0.5	
	5/2/05	ND<50	ND<0.5	ND<0.5	ND<0.5	ND<0.5	ND<0.5	ND<0.5	ND<0.5	ND<0.5	ND<5	ND<50	ND<5	ND<0.5	ND<0.5	
	7/20/05	ND<50	ND<0.5	ND<0.5	ND<0.5	ND<0.5	ND<0.5	ND<0.5	ND<0.5	ND<0.5	ND<5	ND<50	ND<5	ND<0.5	ND<0.5	
	11/21/05	ND<50	ND<0.5	ND<0.5	ND<0.5	ND<0.5	ND<0.5	ND<0.5	ND<0.5	ND<0.5	ND<5	ND<50	ND<5	ND<0.5	ND<0.5	
	2/9/06	ND<50	ND<0.5	ND<0.5	ND<0.5	ND<0.5	ND<0.5	ND<0.5	ND<0.5	ND<0.5	ND<5	ND<50	ND<5	ND<0.5	ND<0.5	
	5/16/06	ND<50	ND<0.5	ND<0.5	ND<0.5	ND<0.5	ND<0.5	ND<0.5	ND<0.5	ND<0.5	ND<5	ND<50	ND<5	ND<0.5	ND<0.5	
	8/9/06	ND<50	ND<0.5	ND<0.5	ND<0.5	ND<0.5	ND<0.5	ND<0.5	ND<0.5	ND<0.5	ND<5	ND<50	ND<5	ND<0.5	ND<0.5	
	11/8/06	ND<50	ND<0.5	ND<0.5	ND<0.5	ND<0.5	ND<0.5	ND<0.5	ND<0.5	ND<5	ND<50	ND<5	ND<0.5	ND<0.5	1,100	
	2/14/07	ND<50	ND<0.5	ND<0.5	ND<0.5	ND<0.5	ND<0.5	ND<0.5	ND<0.5	ND<0.5	ND<5	ND<50	ND<5	ND<0.5	ND<0.5	
	5/17/07	ND<50	ND<0.5	ND<0.5	ND<0.5	ND<0.5	ND<0.5	ND<0.5	ND<0.5	ND<0.5	ND<5	ND<50	ND<5	--	--	
	8/2/07	ND<50	ND<0.5	ND<0.5	ND<0.5	ND<0.5	ND<0.5	ND<0.5	ND<0.5	ND<0.5	ND<5	ND<50	ND<5	ND<0.5	ND<0.5	
	11/12/07	NS	NS	NS	NS	NS	NS	NS	NS	NS	NS	NS	NS	NS	NS	NS
	2/14/08	NS	NS	NS	NS	NS	NS	NS	NS	NS	NS	NS	NS	NS	NS	NS
	5/8/08	ND<50	ND<0.5	ND<0.5	ND<0.5	ND<0.5	ND<0.5	ND<0.5	ND<0.5	ND<0.5	ND<5	ND<50	ND<5	ND<0.5	ND<0.5	
	7/23/08	NS	NS	NS	NS	NS	NS	NS	NS	NS	NS	NS	NS	NS	NS	NS
	10/13/08	NS	NS	NS	NS	NS	NS	NS	NS	NS	NS	NS	NS	NS	NS	NS
	2/11/09	NS	NS	NS	NS	NS	NS	NS	NS	NS	NS	NS	NS	NS	NS	NS
	4/27/09	NS	NS	NS	NS	NS	NS	NS	NS	NS	NS	NS	NS	NS	NS	NS
8/4/09	NS	NS	NS	NS	NS	NS	NS	NS	NS	NS	NS	NS	NS	NS	NS	
12/9/09	NS	NS	NS	NS	NS	NS	NS	NS	NS	NS	NS	NS	NS	NS	NS	
2/11/10	NS	NS	NS	NS	NS	NS	NS	NS	NS	NS	NS	NS	NS	NS	NS	
5/8/08	ND<50	ND<0.5	ND<0.5	ND<0.5	ND<0.5	ND<0.5	ND<0.5	ND<0.5	ND<0.5	ND<0.5	ND<5	ND<50	ND<5	ND<0.5	ND<0.5	
TP-1	7/20/05	42,000	2,800	1,100	1,700	4,800	12,000	ND<20	ND<20	92	130	ND<2,000	ND<200	ND<20	ND<20	
	11/22/05	36,000	2,100	290	1,400	2,600	11,000	ND<20	ND<20	70	810	ND<2,000	ND<200	ND<20	ND<20	
	2/9/06	19,000	1,400	230	990	1,700	8,900	ND<15	ND<15	72	2,200	ND<1,500	ND<150	ND<15	ND<15	
	5/17/06	20,000	1,400	200	920	1,800	9,200	ND<20	ND<20	37	2,500	ND<10,000	ND<200	ND<20	ND<20	

TABLE E-1

**HISTORICAL GROUNDWATER ANALYTICAL RESULTS
TESORO - LIVERMORE, 67076**

Monitoring Well	Sample Date ^(a)	TPHg ^(b) (µg/l)	Benzene ^(b) (µg/l)	Toluene ^(b) (µg/l)	Ethylbenzene ^(b) (µg/l)	Total Xylenes ^(b) (µg/l)	MTBE ^(b) (µg/l)	DIPE ^(b) (µg/l)	ETBE ^(b) (µg/l)	TAME ^(b) (µg/l)	TBA ^(b) (µg/l)	Methanol ^(b) (µg/l)	Ethanol ^(b) (µg/l)	1,2-DCA ^(b) (µg/l)	EDB ^(b) (µg/l)	
TP-1 (cont.)	8/9/06	28,000	1,600	150	1,200	2,200	13,000	ND<15	ND<15	84	4,900	ND<2,500	ND<150	ND<15	ND<15	
	11/8/06	20,000	1,100	78	990	1,600	6,800	ND<15	ND<15	47	4,400	ND<8,000	ND<150	ND<15	ND<15	
	2/14/07	15,000	820	37	810	1,000	8,300	ND<15	ND<15	58	8,500	ND<4,000	ND<150	ND<15	ND<15	
	5/17/07	16,000	850	35	810	1,200	6,700	ND<10	ND<10	42	12,000	ND<2,000	ND<100	--	--	
	8/2/07	15,000	2,000	100	970	630	3,400	ND<7	ND<7	25	4,000	ND<700	ND<70	ND<7	ND<7	
	11/12/07	NS	NS	NS	NS	NS	NS	NS	NS	NS	NS	NS	NS	NS	NS	NS
	2/14/08	18,000	1,100	49	1,200	910	7,000	ND<15	ND<15	58	4,200	ND<1,500	ND<150	ND<15	ND<15	
	5/8/08	12,000	890	54	770	380	2,500	ND<5	ND<5	22	3,400	ND<2,500	ND<50	ND<5	ND<5	
	7/23/08	NS	NS	NS	NS	NS	NS	NS	NS	NS	NS	NS	NS	NS	NS	NS
	10/13/08	NS	NS	NS	NS	NS	NS	NS	NS	NS	NS	NS	NS	NS	NS	NS
	2/11/09	NS	NS	NS	NS	NS	NS	NS	NS	NS	NS	NS	NS	NS	NS	NS
	4/27/09	NS	NS	NS	NS	NS	NS	NS	NS	NS	NS	NS	NS	NS	NS	NS
	8/4/09	NS	NS	NS	NS	NS	NS	NS	NS	NS	NS	NS	NS	NS	NS	NS
	12/17/09	10,000	690	19	700	45	1000	ND<2.5	ND<2.5	8.8	2,900	ND<250	ND<25	ND<2.5	ND<2.5	
	2/11/10	NS	NS	NS	NS	NS	NS	NS	NS	NS	NS	NS	NS	NS	NS	NS
5/5/10	15,000	2,100	360	1,100	620	3,400	ND<8	ND<8	27	ND<800	ND<800	ND<80	ND<8	ND<8		
TP-2	7/20/05	26,000	1,800	1,100	1,100	2,500	63,000	ND<150	ND<150	400	ND<700	ND<15,000	ND<1,500	ND<150	ND<150	
	11/22/05	16,000	1,200	140	840	820	52,000	ND<90	ND<90	340	1,200	ND<9,000	ND<900	ND<90	ND<90	
	2/9/06	2,700	94	2.9	28	14	1,200	ND<2.5	ND<2.5	13	1,600	ND<250	ND<25	ND<2.5	ND<2.5	
	5/17/06	31,000	2,200	1,100	1,500	3,300	87,000	ND<90	ND<90	680	4,800	ND<15,000	ND<1,500	ND<90	ND<90	
	8/9/06	14,000	1,400	86	1,200	830	56,000	ND<2.5	ND<2.5	350	2,800	ND<4,000	ND<25	ND<2.5	ND<2.5	
	11/8/06	16,000	1,300	ND<90	930	370	38,000	ND<90	ND<90	280	3,600	ND<40,000	ND<900	ND<90	ND<90	
	2/14/07	22,000	1,900	230	1,700	1,600	53,000	ND<90	ND<90	400	2,800	ND<20,000	ND<900	ND<90	ND<90	
	5/17/07	ND<25,000	2,400	51	1,500	510	69,000	ND<2	ND<0.5	550	4,300	ND<25,000	ND<5	--	--	
	8/2/07	10,000	1,200	ND<25	640	140	14,000	ND<25	ND<25	110	16,000	ND<10,000	ND<250	ND<25	ND<25	
	11/12/07	NS	NS	NS	NS	NS	NS	NS	NS	NS	NS	NS	NS	NS	NS	NS
	2/14/08	12,000	920	28	850	740	17,000	ND<25	ND<25	120	5,900	ND<4,000	ND<250	ND<25	ND<25	
	5/8/08	7,400	710	10	510	110	6,400	ND<8	ND<8	64	5,200	ND<12,000	ND<80	ND<8	ND<8	

TABLE E-1

**HISTORICAL GROUNDWATER ANALYTICAL RESULTS
TESORO - LIVERMORE, 67076**

Monitoring Well	Sample Date ^(a)	TPHg ^(b) (µg/l)	Benzene ^(b) (µg/l)	Toluene ^(b) (µg/l)	Ethylbenzene ^(b) (µg/l)	Total Xylenes ^(b) (µg/l)	MTBE ^(b) (µg/l)	DIPE ^(b) (µg/l)	ETBE ^(b) (µg/l)	TAME ^(b) (µg/l)	TBA ^(b) (µg/l)	Methanol ^(b) (µg/l)	Ethanol ^(b) (µg/l)	1,2-DCA ^(b) (µg/l)	EDB ^(b) (µg/l)
TP-2 (cont.)	7/23/08	NS	NS	NS	NS	NS	NS	NS	NS	NS	NS	NS	NS	NS	NS
	10/13/08	NS	NS	NS	NS	NS	NS	NS	NS	NS	NS	NS	NS	NS	NS
	2/11/09	NS	NS	NS	NS	NS	NS	NS	NS	NS	NS	NS	NS	NS	NS
	4/27/09	NS	NS	NS	NS	NS	NS	NS	NS	NS	NS	NS	NS	NS	NS
	8/4/09	NS	NS	NS	NS	NS	NS	NS	NS	NS	NS	NS	NS	NS	NS
	12/17/09	7,200	950	ND<25	77	ND<25	13,000	ND<25	ND<25	130	20,000	ND<2,500	ND<250	ND<25	ND<25
	2/11/10	NS	NS	NS	NS	NS	NS	NS	NS	NS	NS	NS	NS	NS	NS
5/6/10	6,400	740	ND<25	450	130	14,000	ND<25	ND<25	130	9,900	ND<2,500	ND<250	ND<25	ND<25	
DW-1	5/22/08	5,100	470	150	210	570	100	ND<0.9	ND<0.9	0.98	76	ND<90	ND<9	ND<0.9	ND<0.9
	7/23/08	560	43	5.2	18	40	16	ND<0.5	ND<0.5	ND<0.5	21	ND<100	ND<5	ND<0.5	ND<0.5
	10/13/08	2,800	370	15	120	78	140	ND<0.5	ND<0.5	1.2	220	ND<300	ND<80	ND<0.5	ND<0.5
	2/11/09	520	45	5.3	32	31	42	ND<0.5	ND<0.5	ND<0.5	43	ND<100	ND<8	ND<0.5	ND<0.5
	4/28/09	2,700	250	36	160	190	86	ND<0.5	ND<0.5	0.84	120	ND<50	ND<5	ND<0.5	ND<0.5
	8/5/09	2,100	330	17	87	53	220	ND<0.5	ND<0.5	2.0	310	ND<50	ND<5	ND<0.5	ND<0.5
	12/8/09	6,200	560	63	400	490	140	ND<0.5	ND<0.5	1.1	200	ND<200	ND<8	ND<0.5	ND<0.5
	2/12/10	2,000	200	36	130	150	49	ND<0.5	ND<0.5	ND<0.5	58	ND<200	ND<5	ND<0.5	ND<0.5
5/4/10	1,800	160	27	110	140	21	ND<0.5	ND<0.5	ND<0.5	41	ND<100	ND<5	ND<0.5	ND<0.5	
DW-2	5/22/08	11,000	1,300	170	460	230	620	ND<2.5	ND<2.5	9.6	870	ND<400	ND<25	ND<2.5	ND<2.5
	7/23/08	7,600	980	44	180	55	420	ND<2	ND<2	5.7	720	ND<200	ND<20	ND<2	ND<2
	10/13/08	7,300	910	23	120	18	280	ND<1.5	ND<1.5	3.1	650	ND<2,000	ND<50	ND<1.5	ND<1.5
	2/11/09	8,000	1,100	31	230	46	290	ND<2.5	ND<2.5	3.9	600	ND<800	ND<25	ND<2.5	ND<2.5
	4/28/09	5,800	500	27	110	55	330	ND<1	ND<1	4.4	600	ND<400	ND<10	ND<1	ND<1
	8/4/09	6,800	910	19	37	27	200	ND<1	ND<1	2.7	530	ND<200	ND<10	ND<1	ND<1
	12/9/09	6,600	450	14	55	34	210	ND<0.9	ND<0.9	2.6	410	ND<200	ND<9	ND<0.9	ND<0.9
	2/11/10	4,500	340	14	44	25	320	ND<0.9	ND<0.9	3.9	520	ND<300	ND<9	ND<0.9	ND<0.9
5/4/10	2,300	110	7.1	17	16	350	ND<0.9	ND<0.9	4.1	550	ND<200	ND<9	ND<9	ND<9	
DW-3	5/22/08	4,700	8.7	2.1	120	200	0.86	ND<0.5	ND<0.5	ND<0.5	ND<5	ND<50	ND<5	ND<0.5	ND<0.5
	7/23/08	2,800	8.1	1.4	94	100	2.8	ND<0.5	ND<0.5	ND<0.5	ND<5	ND<50	ND<5	ND<0.5	ND<0.5
	10/13/08	4,100	59	10	160	70	1.9	ND<0.5	ND<0.5	ND<0.5	ND<5	ND<50	ND<80	ND<0.5	ND<0.5

TABLE E-1

**HISTORICAL GROUNDWATER ANALYTICAL RESULTS
TESORO - LIVERMORE, 67076**

Monitoring Well	Sample Date ^(a)	TPHg ^(b) (µg/l)	Benzene ^(b) (µg/l)	Toluene ^(b) (µg/l)	Ethylbenzene ^(b) (µg/l)	Total Xylenes ^(b) (µg/l)	MTBE ^(b) (µg/l)	DIPE ^(b) (µg/l)	ETBE ^(b) (µg/l)	TAME ^(b) (µg/l)	TBA ^(b) (µg/l)	Methanol ^(b) (µg/l)	Ethanol ^(b) (µg/l)	1,2-DCA ^(b) (µg/l)	EDB ^(b) (µg/l)
DW-3 (cont.)	2/11/09	1,700	21	1.7	35	21	9.8	ND<0.5	ND<0.5	ND<0.5	16	ND<50	ND<10	ND<0.5	ND<0.5
	4/27/09	1,800	16	2.3	26	10	3.0	ND<0.5	ND<0.5	ND<0.5	12	ND<50	ND<5	ND<0.5	ND<0.5
	8/4/09	1,200	6.8	0.99	4.3	3.4	18	ND<0.5	ND<0.5	ND<0.5	35	ND<50	ND<5	ND<0.5	ND<0.5
	12/9/09	2,200	24	5.9	56	29	ND<0.5	ND<0.5	ND<0.5	ND<0.5	7.2	ND<300	ND<20	ND<0.5	ND<0.5
	2/11/10	700	9.5	2.0	18	6.2	ND<0.5	ND<0.5	ND<0.5	ND<0.5	ND<5	ND<80	ND<8	ND<0.5	ND<0.5
	5/4/10	420	5.5	0.93	8.8	3.4	ND<0.5	ND<0.5	ND<0.5	ND<0.5	ND<5	ND<80	ND<5	ND<0.5	ND<0.5
DW-4	5/22/08	1,200	4.2	8.6	16	200	ND<0.5	ND<0.5	ND<0.5	ND<0.5	ND<5	ND<50	ND<5	ND<0.5	ND<0.5
	7/23/08	91	0.79	ND<0.5	6.5	7.4	ND<0.5	ND<0.5	ND<0.5	ND<0.5	ND<5	ND<50	ND<5	ND<0.5	ND<0.5
	10/13/08	ND<50	ND<0.5	ND<0.5	ND<0.5	ND<0.5	ND<0.5	ND<0.5	ND<0.5	ND<0.5	ND<5	ND<50	43	ND<0.5	ND<0.5
	2/11/09	ND<50	0.68	ND<0.5	1.4	1.4	ND<0.5	ND<0.5	ND<0.5	ND<0.5	ND<5	ND<50	ND<5	ND<0.5	ND<0.5
	4/27/09	ND<50	0.50	ND<0.5	1.1	1.0	ND<0.5	ND<0.5	ND<0.5	ND<0.5	ND<5	ND<50	ND<5	ND<0.5	ND<0.5
	8/5/09	52	1.7	ND<0.5	1.4	0.83	ND<0.5	ND<0.5	ND<0.5	ND<0.5	ND<5	ND<50	ND<5	ND<0.5	ND<0.5
	12/9/09	ND<50	3.0	ND<0.5	2.0	1.2	ND<0.5	ND<0.5	ND<0.5	ND<0.5	ND<5	ND<50	ND<5	ND<0.5	ND<0.5
	2/11/10	NS	NS	NS	NS	NS	NS	NS	NS	NS	NS	NS	NS	NS	NS
5/6/10	180	3.3	3.7	13	20	ND<0.5	ND<0.5	ND<0.5	ND<0.5	ND<5	ND<50	ND<5	ND<0.5	ND<0.5	
DW-5	12/9/09	15,000	140	25	200	960	ND<2.5	ND<2.5	ND<2.5	ND<2.5	ND<15	ND<250	ND<25	ND<2.5	ND<2.5
	2/11/10	1,600	37	2.5	36	21	ND<0.5	ND<0.5	ND<0.5	ND<0.5	ND<5	ND<80	ND<5	ND<0.5	ND<0.5
	5/4/10	2,100	69	2.9	41	18	ND<0.5	ND<0.5	ND<0.5	ND<0.5	ND<5	ND<80	ND<8	ND<0.5	ND<0.5
DW-6	12/9/09	6,200	33	4.3	100	43	9.7	ND<1	ND<1	ND<1	10	ND<100	ND<10	ND<1	ND<1
	2/11/10	4,800	18	3.0	44	15	14	ND<0.5	ND<0.5	ND<0.5	9.2	ND<80	ND<10	ND<0.5	ND<0.5
	5/4/10	4,600	13	3.5	29	17	5.6	ND<0.5	ND<0.5	ND<0.5	7.2	ND<80	ND<8	ND<0.5	ND<0.5
DW-7	12/9/09	10,000	500	20	310	110	160	ND<2	ND<2	ND<2	270	ND<200	ND<20	ND<2	ND<2
	2/12/10	12,000	590	23	440	120	190	ND<2	ND<2	2.4	290	ND<200	ND<20	ND<2	ND<2
	5/4/10	4,100	250	15	89	32	97	ND<0.5	ND<0.5	1.0	160	ND<80	ND<5	ND<0.5	ND<0.5
IP-1	7/23/08	62,000	2,100	6,800	2,700	11,000	16	ND<15 ^(b)	ND<15	ND<15	ND<70	ND<1,500	ND<150	ND<15	ND<15
	10/13/08	55,000	3,100	3,300	2,300	7,700	ND<15	ND<15	ND<15	ND<15	98	ND<1,500	ND<150	ND<15	ND<15
	5/5/10 ⁽⁹⁾	33,000	900	1,500	1,400	5,000	ND<7	ND<7	ND<7	ND<7	ND<40	ND<700	ND<70	ND<7	ND<7

TABLE E-1

**HISTORICAL GROUNDWATER ANALYTICAL RESULTS
TESORO - LIVERMORE, 67076**

Monitoring Well	Sample Date ^(a)	TPHg ^(b) (µg/l)	Benzene ^(b) (µg/l)	Toluene ^(b) (µg/l)	Ethylbenzene ^(b) (µg/l)	Total Xylenes ^(b) (µg/l)	MTBE ^(b) (µg/l)	DIPE ^(b) (µg/l)	ETBE ^(b) (µg/l)	TAME ^(b) (µg/l)	TBA ^(b) (µg/l)	Methanol ^(b) (µg/l)	Ethanol ^(b) (µg/l)	1,2-DCA ^(b) (µg/l)	EDB ^(b) (µg/l)
IP-2	7/23/08	5,500	160	43	130	350	10	ND<0.9	ND<0.9	ND<0.9	ND<5	ND<90	ND<9	ND<0.9	ND<0.9
	10/13/08	13,000	1,900	58	600	630	180	ND<0.9	ND<0.9	9.4	46	ND<90	ND<20	ND<0.9	ND<0.9
	5/5/10 ^(g)	2,700	66	220	61	240	3.3	ND<0.5	ND<0.5	ND<0.5	ND<5	ND<50	ND<5	ND<0.5	ND<0.5
IP-3	7/23/08	1,100	23	14	7.5	90	32	ND<0.5	ND<0.5	ND<0.5	32	ND<50	ND<5	ND<0.5	ND<0.5
	10/13/08	1,700	83	4.7	11	54	72	ND<0.5	ND<0.5	0.84	71	ND<50	ND<8	ND<0.5	ND<0.5
	5/5/10 ^(g)	430 ^(h)	6.4	22	4.9	21	3.9	ND<0.5	ND<0.5	ND<0.5	ND<5	ND<80	ND<5	ND<0.5	ND<0.5
IP-4	7/23/08	7,600	130	45	240	750	940	ND<1.5	ND<1.5	6.9	890	ND<150	ND<15	ND<1.5	ND<1.5
	10/13/08	4,200	110	11	78	310	3,700	ND<1.5	ND<1.5	7.1	15,000	ND<2,000	ND<15	ND<1.5	ND<1.5
	5/6/10 ^(g)	190	5.4	25	6.9	29	3.4	ND<0.5	ND<0.5	ND<0.5	ND<5	ND<50	ND<5	ND<0.5	ND<0.5
IP-5	7/23/08	2,000 ^(h)	3.0	17	5.1	31	4.4	ND<0.5	ND<0.5	ND<0.5	ND<5	ND<50	ND<5	ND<0.5	ND<0.5
	10/13/08	720	14	13	8.7	32	19	ND<0.5	ND<0.5	ND<0.5	26	ND<50	ND<5	ND<0.5	ND<0.5
	5/6/10 ^(g)	270	5.7	25	5.9	29	20	ND<0.5	ND<0.5	ND<0.5	ND<5	ND<80	ND<5	ND<0.5	ND<0.5
IP-6	7/23/08	4,400	260	78	98	340	180	ND<0.5	ND<0.5	1.6	190	ND<80	ND<9	ND<0.5	ND<0.5
	10/13/08	1,400	150	1.6	1.5	3.5	7.4	ND<0.5	ND<0.5	ND<0.5	10	ND<50	ND<50	ND<0.5	ND<0.5
	5/5/10 ^(g)	8,000 ^(h)	24	100	18	98	0.51	ND<0.5	ND<0.5	ND<0.5	ND<5	ND<80	ND<5	ND<0.5	ND<0.5
IP-7	7/23/08	4,200	190	12	99	190	49	ND<0.9	ND<0.9	1.1	58	ND<90	ND<9	ND<0.9	ND<0.9
	10/13/08	6,000	350	6.6	150	60	97	ND<0.9	ND<0.9	2.5	76	ND<90	ND<50	ND<0.9	ND<0.9
	5/5/10 ^(g)	33,000	49	62	38	69	14	ND<0.9	ND<0.9	ND<0.9	20	ND<90	ND<9	ND<0.9	ND<0.9
IP-8	12/16/08	120,000	7,800	20,000	3,500	16,000	ND<40	ND<40	ND<40	ND<40	ND<200	ND<4,000	ND<400	ND<40	ND<40
	5/5/10 ^(g)	83,000	3,900	13,000	2,400	14,000	ND<25	ND<25	ND<25	ND<25	ND<150	ND<2,500	ND<250	ND<25	ND<25
IP-9	12/16/08	110,000	7,800	23,000	2,800	16,000	ND<40	ND<40	ND<40	ND<40	ND<200	ND<4,000	ND<400	ND<40	ND<40
	5/5/10 ^(g)	92,000	6,000	19,000	2,500	14,000	ND<40	ND<40	ND<40	ND<40	ND<200	ND<4,000	ND<400	ND<40	ND<40
IP-10	2/11/09	8,100	29	58	170	1,200	ND<1.5	ND<1.5	ND<1.5	ND<1.5	ND<7	ND<150	ND<20	ND<1.5	ND<1.5
	5/3/10 ^(g)	3,600	73	80	140	240	ND<0.5	ND<0.5	ND<0.5	ND<0.5	ND<5	ND<50	ND<20	ND<0.5	ND<0.5
MW-A	1/17/99	5,800	1,700	85	65	320	ND<5	--	--	--	--	--	--	--	--
MW-B	1/17/99	4,400	240	30	21	39	ND<5	--	--	--	--	--	--	--	--
MW-C	1/17/99	1,800	0.8	ND<0.5	ND<0.5	0.55	ND<5	--	--	--	--	--	--	--	--
MW-D	1/17/99	5,600	1,600	130	66	220	ND<5	--	--	--	--	--	--	--	--

TABLE E-1

HISTORICAL GROUNDWATER ANALYTICAL RESULTS
TESORO - LIVERMORE, 67076

Monitoring Well	Sample Date ^(a)	TPHg ^(b) (µg/l)	Benzene ^(b) (µg/l)	Toluene ^(b) (µg/l)	Ethylbenzene ^(b) (µg/l)	Total Xylenes ^(b) (µg/l)	MTBE ^(b) (µg/l)	DIPE ^(b) (µg/l)	ETBE ^(b) (µg/l)	TAME ^(b) (µg/l)	TBA ^(b) (µg/l)	Methanol ^(b) (µg/l)	Ethanol ^(b) (µg/l)	1,2-DCA ^(b) (µg/l)	EDB ^(b) (µg/l)
MW-E	1/17/99	5,700	1,600	180	180	310	ND<50	--	--	--	--	--	--	--	--
	6/10/99	5,000	1,300	130	320	450	ND<25	--	--	--	--	--	--	--	--
MW-W	1/17/99	23,000	7,600	760	1,400	5,000	ND<50	--	--	--	--	--	--	--	--
	6/10/99	16,000	4,100	420	1,300	4,000	ND<50	--	--	--	--	--	--	--	--

- (a) Samples collected before July 2005 collected by others; data provided by Delta Environmental Consultants, Inc., Second Quarter 2005 Groundwater Monitoring Report dated 31 July 2005.
- (b) Total petroleum hydrocarbons as gasoline (TPHg), benzene, toluene, ethylbenzene, xylenes, methyl tert-butyl ether (MTBE), di-isopropyl ether (DIPE), ethyl tert-butyl ether (ETBE), tert-amyl methyl ether (TAME), tert-butyl alcohol (TBA), 1,2-dichloroethane (1,2-DCA), and 1,2-dibromoethane (EDB) analyzed by EPA Method 8260; reported in micrograms per liter (µg/l).
- (c) ND - Not detected at the reporting limit listed.
- (d) "--" Not analyzed.
- (e) NS - Not sampled.
- (f) TBA results may be biased slightly high. A fraction of MTBE (typically less than 10 percent) converts to TBA during the analysis of water samples. This conversion effect is considered to be mathematically significant in samples that contain MTBE/TBA ratios of over 20:1.
- (g) Baseline remediation system values.
- (h) Primarily compounds not found in typical Gasoline.

ATTACHMENT F

**LABORATORY ANALYTICAL REPORTS AND
CHAIN-OF-CUSTODY FORMS**



Laboratory Results

Mike Purchase
Arctos Environmental
1332 Peralta Avenue
Berkeley, CA 94702

Subject : 3 Water Samples
Project Name : Tesoro - Livermore
Project Number : 01LV

Dear Mr. Purchase,

Chemical analysis of the samples referenced above has been completed. Summaries of the data are contained on the following pages. Sample(s) were received under documented chain-of-custody. US EPA protocols for sample storage and preservation were followed. Testing procedures comply with the 2003 NELAC standard. All soil samples are reported on a total weight (wet weight) basis unless noted otherwise in the case narrative. Laboratory results relate only to the samples tested. This report may be freely reproduced in full, but may only be reproduced in part with the express permission of Kiff Analytical, LLC. Kiff Analytical, LLC is certified by the State of California under the National Environmental Laboratory Accreditation Program (NELAP), lab # 08263CA. If you have any questions regarding procedures or results, please call me at 530-297-4800.

Sincerely,



Joel Kiff

Subject : 3 Water Samples
Project Name : Tesoro - Livermore
Project Number : 01LV

Case Narrative

California Laboratory Services provided analytical testing associated with these samples, but is not accredited by the National Environmental Laboratory Accreditation Program (NELAP).

Repeat analysis by EPA Method 8260B yielded inconsistent results for sample MW-2R. The concentrations appear to vary between the bottles. The highest valid results have been reported.

The Method Reporting Limit for Ethanol has been increased due to the presence of an interfering compound for sample IP-10.

Matrix Spike/Matrix Spike Duplicate results associated with sample IP-10 for the analyte P + M Xylene were affected by the analyte concentrations already present in the un-spiked sample.

Project Name : **Tesoro - Livermore**

Project Number : **01LV**

Sample : **IP-10**

Matrix : Water

Lab Number : 72883-01

Sample Date :05/03/2010

Parameter	Measured Value	Method Reporting Limit	Units	Analysis Method	Date Analyzed
Nitrate as NO3	< 0.50	0.50	mg/L	EPA 300.0	05/04/2010
Sulfate	11	0.50	mg/L	EPA 300.0	05/04/2010
Benzene	73	0.50	ug/L	EPA 8260B	05/04/2010
Toluene	80	0.50	ug/L	EPA 8260B	05/04/2010
Ethylbenzene	140	0.50	ug/L	EPA 8260B	05/04/2010
Total Xylenes	240	0.50	ug/L	EPA 8260B	05/04/2010
Methyl-t-butyl ether (MTBE)	< 0.50	0.50	ug/L	EPA 8260B	05/04/2010
Diisopropyl ether (DIPE)	< 0.50	0.50	ug/L	EPA 8260B	05/04/2010
Ethyl-t-butyl ether (ETBE)	< 0.50	0.50	ug/L	EPA 8260B	05/04/2010
Tert-amyl methyl ether (TAME)	< 0.50	0.50	ug/L	EPA 8260B	05/04/2010
Tert-Butanol	< 5.0	5.0	ug/L	EPA 8260B	05/04/2010
Methanol	< 50	50	ug/L	EPA 8260B	05/04/2010
Ethanol	< 20	20	ug/L	EPA 8260B	05/04/2010
TPH as Gasoline	3600	150	ug/L	EPA 8260B	05/04/2010
1,2-Dichloroethane	< 0.50	0.50	ug/L	EPA 8260B	05/04/2010
Trichloroethene	< 0.50	0.50	ug/L	EPA 8260B	05/04/2010
Tetrachloroethene	< 0.50	0.50	ug/L	EPA 8260B	05/04/2010
1,2-Dibromoethane	< 0.50	0.50	ug/L	EPA 8260B	05/04/2010
1,2-Dichloroethane-d4 (Surr)	91.9		% Recovery	EPA 8260B	05/04/2010
4-Bromofluorobenzene (Surr)	99.0		% Recovery	EPA 8260B	05/04/2010
Toluene - d8 (Surr)	86.8		% Recovery	EPA 8260B	05/04/2010

Project Name : **Tesoro - Livermore**

Project Number : **01LV**

Sample : **MW-11**

Matrix : Water

Lab Number : 72883-02

Sample Date :05/03/2010

Parameter	Measured Value	Method Reporting Limit	Units	Analysis Method	Date Analyzed
Nitrate as NO3	< 0.50	0.50	mg/L	EPA 300.0	05/04/2010
Sulfate	6.4	0.50	mg/L	EPA 300.0	05/04/2010
Benzene	3600	15	ug/L	EPA 8260B	05/06/2010
Toluene	5900	15	ug/L	EPA 8260B	05/06/2010
Ethylbenzene	2600	15	ug/L	EPA 8260B	05/06/2010
Total Xylenes	12000	15	ug/L	EPA 8260B	05/06/2010
Methyl-t-butyl ether (MTBE)	< 15	15	ug/L	EPA 8260B	05/06/2010
Diisopropyl ether (DIPE)	< 15	15	ug/L	EPA 8260B	05/06/2010
Ethyl-t-butyl ether (ETBE)	< 15	15	ug/L	EPA 8260B	05/06/2010
Tert-amyl methyl ether (TAME)	< 15	15	ug/L	EPA 8260B	05/06/2010
Tert-Butanol	< 70	70	ug/L	EPA 8260B	05/06/2010
Methanol	< 1500	1500	ug/L	EPA 8260B	05/06/2010
Ethanol	< 150	150	ug/L	EPA 8260B	05/06/2010
TPH as Gasoline	62000	1500	ug/L	EPA 8260B	05/06/2010
1,2-Dichloroethane	< 15	15	ug/L	EPA 8260B	05/06/2010
Trichloroethene	< 15	15	ug/L	EPA 8260B	05/06/2010
Tetrachloroethene	< 15	15	ug/L	EPA 8260B	05/06/2010
1,2-Dibromoethane	< 15	15	ug/L	EPA 8260B	05/06/2010
1,2-Dichloroethane-d4 (Surr)	104		% Recovery	EPA 8260B	05/06/2010
4-Bromofluorobenzene (Surr)	102		% Recovery	EPA 8260B	05/06/2010
Toluene - d8 (Surr)	100		% Recovery	EPA 8260B	05/06/2010

Project Name : **Tesoro - Livermore**

Project Number : **01LV**

Sample : **MW-2**

Matrix : Water

Lab Number : 72883-03

Sample Date :05/03/2010

Parameter	Measured Value	Method Reporting Limit	Units	Analysis Method	Date Analyzed
Nitrate as NO3	< 0.50	0.50	mg/L	EPA 300.0	05/04/2010
Sulfate	1.3	0.50	mg/L	EPA 300.0	05/04/2010
Benzene	3100	7.0	ug/L	EPA 8260B	05/05/2010
Toluene	870	7.0	ug/L	EPA 8260B	05/05/2010
Ethylbenzene	1100	7.0	ug/L	EPA 8260B	05/05/2010
Total Xylenes	2200	7.0	ug/L	EPA 8260B	05/05/2010
Methyl-t-butyl ether (MTBE)	530	7.0	ug/L	EPA 8260B	05/05/2010
Diisopropyl ether (DIPE)	< 7.0	7.0	ug/L	EPA 8260B	05/05/2010
Ethyl-t-butyl ether (ETBE)	< 7.0	7.0	ug/L	EPA 8260B	05/05/2010
Tert-amyl methyl ether (TAME)	8.0	7.0	ug/L	EPA 8260B	05/05/2010
Tert-Butanol	370	40	ug/L	EPA 8260B	05/05/2010
Methanol	< 700	700	ug/L	EPA 8260B	05/05/2010
Ethanol	< 70	70	ug/L	EPA 8260B	05/05/2010
TPH as Gasoline	26000	700	ug/L	EPA 8260B	05/05/2010
1,2-Dichloroethane	< 7.0	7.0	ug/L	EPA 8260B	05/05/2010
Trichloroethene	< 7.0	7.0	ug/L	EPA 8260B	05/05/2010
Tetrachloroethene	< 7.0	7.0	ug/L	EPA 8260B	05/05/2010
1,2-Dibromoethane	< 7.0	7.0	ug/L	EPA 8260B	05/05/2010
1,2-Dichloroethane-d4 (Surr)	101		% Recovery	EPA 8260B	05/05/2010
4-Bromofluorobenzene (Surr)	98.1		% Recovery	EPA 8260B	05/05/2010
Toluene - d8 (Surr)	97.2		% Recovery	EPA 8260B	05/05/2010

QC Report : Method Blank Data

Project Name : Tesoro - Livermore

Project Number : 01LV

Parameter	Measured Value	Method Reporting Limit	Units	Analysis Method	Date Analyzed	Parameter	Measured Value	Method Reporting Limit	Units	Analysis Method	Date Analyzed
Benzene	< 0.50	0.50	ug/L	EPA 8260B	05/05/2010	Trichloroethene	< 0.50	0.50	ug/L	EPA 8260B	05/04/2010
Ethylbenzene	< 0.50	0.50	ug/L	EPA 8260B	05/05/2010	1,2-Dichloroethane-d4 (Surr)	102		%	EPA 8260B	05/04/2010
Toluene	< 0.50	0.50	ug/L	EPA 8260B	05/05/2010	4-Bromofluorobenzene (Surr)	97.9		%	EPA 8260B	05/04/2010
Total Xylenes	< 0.50	0.50	ug/L	EPA 8260B	05/05/2010	Toluene - d8 (Surr)	95.4		%	EPA 8260B	05/04/2010
Diisopropyl ether (DIPE)	< 0.50	0.50	ug/L	EPA 8260B	05/05/2010	Benzene	< 0.50	0.50	ug/L	EPA 8260B	05/04/2010
Ethanol	< 5.0	5.0	ug/L	EPA 8260B	05/05/2010	Ethylbenzene	< 0.50	0.50	ug/L	EPA 8260B	05/04/2010
Ethyl-t-butyl ether (ETBE)	< 0.50	0.50	ug/L	EPA 8260B	05/05/2010	Toluene	< 0.50	0.50	ug/L	EPA 8260B	05/04/2010
Methanol	< 50	50	ug/L	EPA 8260B	05/05/2010	Total Xylenes	< 0.50	0.50	ug/L	EPA 8260B	05/04/2010
Methyl-t-butyl ether (MTBE)	< 0.50	0.50	ug/L	EPA 8260B	05/05/2010	Diisopropyl ether (DIPE)	< 0.50	0.50	ug/L	EPA 8260B	05/04/2010
Tert-Butanol	< 5.0	5.0	ug/L	EPA 8260B	05/05/2010	Ethanol	< 5.0	5.0	ug/L	EPA 8260B	05/04/2010
Tert-amyl methyl ether (TAME)	< 0.50	0.50	ug/L	EPA 8260B	05/05/2010	Ethyl-t-butyl ether (ETBE)	< 0.50	0.50	ug/L	EPA 8260B	05/04/2010
TPH as Gasoline	< 50	50	ug/L	EPA 8260B	05/05/2010	Methanol	< 50	50	ug/L	EPA 8260B	05/04/2010
1,2-Dibromoethane	< 0.50	0.50	ug/L	EPA 8260B	05/05/2010	Methyl-t-butyl ether (MTBE)	< 0.50	0.50	ug/L	EPA 8260B	05/04/2010
1,2-Dichloroethane	< 0.50	0.50	ug/L	EPA 8260B	05/05/2010	Tert-Butanol	< 5.0	5.0	ug/L	EPA 8260B	05/04/2010
Tetrachloroethene	< 0.50	0.50	ug/L	EPA 8260B	05/05/2010	Tert-amyl methyl ether (TAME)	< 0.50	0.50	ug/L	EPA 8260B	05/04/2010
Trichloroethene	< 0.50	0.50	ug/L	EPA 8260B	05/05/2010	TPH as Gasoline	< 50	50	ug/L	EPA 8260B	05/04/2010
1,2-Dichloroethane-d4 (Surr)	100		%	EPA 8260B	05/05/2010	1,2-Dibromoethane	< 0.50	0.50	ug/L	EPA 8260B	05/04/2010
4-Bromofluorobenzene (Surr)	95.3		%	EPA 8260B	05/05/2010	1,2-Dichloroethane	< 0.50	0.50	ug/L	EPA 8260B	05/04/2010
Toluene - d8 (Surr)	99.0		%	EPA 8260B	05/05/2010	Tetrachloroethene	< 0.50	0.50	ug/L	EPA 8260B	05/04/2010
Benzene	< 0.50	0.50	ug/L	EPA 8260B	05/04/2010	Trichloroethene	< 0.50	0.50	ug/L	EPA 8260B	05/04/2010
Ethylbenzene	< 0.50	0.50	ug/L	EPA 8260B	05/04/2010	1,2-Dichloroethane-d4 (Surr)	99.4		%	EPA 8260B	05/04/2010
Toluene	< 0.50	0.50	ug/L	EPA 8260B	05/04/2010	4-Bromofluorobenzene (Surr)	97.0		%	EPA 8260B	05/04/2010
Total Xylenes	< 0.50	0.50	ug/L	EPA 8260B	05/04/2010	Toluene - d8 (Surr)	100		%	EPA 8260B	05/04/2010
Diisopropyl ether (DIPE)	< 0.50	0.50	ug/L	EPA 8260B	05/04/2010						
Ethanol	< 5.0	5.0	ug/L	EPA 8260B	05/04/2010						
Ethyl-t-butyl ether (ETBE)	< 0.50	0.50	ug/L	EPA 8260B	05/04/2010						
Methanol	< 50	50	ug/L	EPA 8260B	05/04/2010						
Methyl-t-butyl ether (MTBE)	< 0.50	0.50	ug/L	EPA 8260B	05/04/2010						
Tert-Butanol	< 5.0	5.0	ug/L	EPA 8260B	05/04/2010						
Tert-amyl methyl ether (TAME)	< 0.50	0.50	ug/L	EPA 8260B	05/04/2010						
1,2-Dibromoethane	< 0.50	0.50	ug/L	EPA 8260B	05/04/2010						
1,2-Dichloroethane	< 0.50	0.50	ug/L	EPA 8260B	05/04/2010						
Tetrachloroethene	< 0.50	0.50	ug/L	EPA 8260B	05/04/2010						

Report Number : 72883

Date : 05/07/2010

QC Report : Method Blank Data

Project Name : **Tesoro - Livermore**

Project Number : **01LV**

<u>Parameter</u>	<u>Measured Value</u>	<u>Method Reporting Limit</u>	<u>Units</u>	<u>Analysis Method</u>	<u>Date Analyzed</u>
TPH as Gasoline	< 50	50	ug/L	EPA 8260B	05/04/2010
Nitrate as NO3	< 0.50	0.50	mg/L	EPA 300.0	05/04/2010
Sulfate	< 0.50	0.50	mg/L	EPA 300.0	05/04/2010

<u>Parameter</u>	<u>Measured Value</u>	<u>Method Reporting Limit</u>	<u>Units</u>	<u>Analysis Method</u>	<u>Date Analyzed</u>
------------------	-----------------------	-------------------------------	--------------	------------------------	----------------------

QC Report : Matrix Spike/ Matrix Spike Duplicate

Project Name : **Tesoro - Livermore**Project Number : **01LV**

Parameter	Spiked Sample	Sample Value	Spike Level	Spike Dup. Level	Spiked Sample Value	Duplicate Spiked Sample Value	Units	Analysis Method	Date Analyzed	Spiked Sample Percent Recov.	Duplicate Spiked Sample Percent Recov.	Relative Percent Diff.	Spiked Sample Percent Recov. Limit	Relative Percent Diff. Limit
Nitrate as NO3	72883-01	< 0.50	2.21	2.21	2.02	2.01	mg/L	EPA 300.0	5/4/10	91.4	90.9	0.536	85.0-115	10
Sulfate	72883-01	11	2.50	2.50	13.6	13.6	mg/L	EPA 300.0	5/4/10	93.9	92.4	0.269	85.0-115	10
1,2-Dibromoethane	72891-12	<0.50	39.9	39.7	38.8	39.1	ug/L	EPA 8260B	5/5/10	97.3	98.5	1.26	80-120	25
1,2-Dichloroethane	72891-12	<0.50	39.9	39.7	39.9	39.9	ug/L	EPA 8260B	5/5/10	100	100	0.477	75.7-122	25
Benzene	72891-12	<0.50	39.9	39.7	40.3	40.2	ug/L	EPA 8260B	5/5/10	101	101	0.432	80-120	25
Diisopropyl ether	72891-12	<0.50	39.4	39.1	39.5	39.9	ug/L	EPA 8260B	5/5/10	100	102	1.48	80-120	25
Ethanol	72891-12	<5.0	100	99.5	122	126	ug/L	EPA 8260B	5/5/10	122	127	4.28	55.1-159	25
Ethyl-tert-butyl ether	72891-12	<0.50	39.8	39.6	37.8	38.2	ug/L	EPA 8260B	5/5/10	95.0	96.5	1.58	76.5-120	25
Ethylbenzene	72891-12	<0.50	39.9	39.7	41.6	41.6	ug/L	EPA 8260B	5/5/10	104	105	0.702	80-120	25

QC Report : Matrix Spike/ Matrix Spike Duplicate

Project Name : **Tesoro - Livermore**Project Number : **01LV**

Parameter	Spiked Sample	Sample Value	Spike Level	Spike Dup. Level	Spiked Sample Value	Duplicate Spiked Sample Value	Units	Analysis Method	Date Analyzed	Spiked Sample Percent Recov.	Duplicate Spiked Sample Percent Recov.	Relative Percent Diff.	Spiked Sample Percent Recov. Limit	Relative Percent Diff. Limit
Methanol	72891-12	110	1000	994	1360	1520	ug/L	EPA 8260B	5/5/10	125	142	12.6	53.2-147	25
Methyl-t-butyl ether	72891-12	41	40.1	39.9	76.8	76.6	ug/L	EPA 8260B	5/5/10	89.2	89.1	0.156	69.7-121	25
P + M Xylene	72891-12	<0.50	39.9	39.7	41.8	41.9	ug/L	EPA 8260B	5/5/10	104	106	0.948	76.8-120	25
Tert-Butanol	72891-12	<5.0	199	198	207	203	ug/L	EPA 8260B	5/5/10	104	102	1.52	80-120	25
Tert-amyl-methyl ether	72891-12	<0.50	40.8	40.5	39.8	40.0	ug/L	EPA 8260B	5/5/10	97.8	98.8	1.06	78.9-120	25
Tetrachloroethene	72891-12	<0.50	39.9	39.7	40.1	40.1	ug/L	EPA 8260B	5/5/10	100	101	0.744	77.0-120	25
Toluene	72891-12	<0.50	39.9	39.7	40.3	40.3	ug/L	EPA 8260B	5/5/10	101	102	0.669	80-120	25
Trichloroethene	72891-12	<0.50	39.9	39.7	38.8	38.8	ug/L	EPA 8260B	5/5/10	97.3	97.8	0.506	80-120	25
1,2-Dibromoethane	72883-01	<0.50	40.0	40.0	35.9	36.4	ug/L	EPA 8260B	5/4/10	89.7	91.1	1.56	80-120	25

QC Report : Matrix Spike/ Matrix Spike Duplicate

Project Name : **Tesoro - Livermore**Project Number : **01LV**

Parameter	Spiked Sample	Sample Value	Spike Level	Spike Dup. Level	Spiked Sample Value	Duplicate Spiked Sample Value	Units	Analysis Method	Date Analyzed	Spiked Sample Percent Recov.	Duplicate Spiked Sample Percent Recov.	Relative Percent Diff.	Spiked Sample Percent Recov. Limit	Relative Percent Diff. Limit
1,2-Dichloroethane	72883-01	<0.50	40.0	40.0	36.9	38.2	ug/L	EPA 8260B	5/4/10	92.3	95.5	3.36	75.7-122	25
Benzene	72883-01	73	40.0	40.0	110	110	ug/L	EPA 8260B	5/4/10	94.6	93.6	1.01	80-120	25
Diisopropyl ether	72883-01	<0.50	39.5	39.5	40.8	41.4	ug/L	EPA 8260B	5/4/10	103	105	1.44	80-120	25
Ethanol	72883-01	14	100	100	105	104	ug/L	EPA 8260B	5/4/10	90.9	90.6	0.324	55.1-159	25
Ethyl-tert-butyl ether	72883-01	<0.50	39.9	39.9	38.4	39.5	ug/L	EPA 8260B	5/4/10	96.2	98.9	2.81	76.5-120	25
Ethylbenzene	72883-01	140	40.0	40.0	173	168	ug/L	EPA 8260B	5/4/10	91.5	80.5	12.8	80-120	25
Methanol	72883-01	<50	1000	1000	1080	1080	ug/L	EPA 8260B	5/4/10	108	108	0.172	53.2-147	25
Methyl-t-butyl ether	72883-01	<0.50	40.2	40.2	39.0	39.4	ug/L	EPA 8260B	5/4/10	97.0	98.0	1.09	69.7-121	25
P + M Xylene	72883-01	170	40.0	40.0	209	203	ug/L	EPA 8260B	5/4/10	85.3	71.4	17.8	76.8-120	25
Tert-Butanol	72883-01	<5.0	199	199	198	200	ug/L	EPA 8260B	5/4/10	99.4	100	0.776	80-120	25

QC Report : Matrix Spike/ Matrix Spike Duplicate

Project Name : **Tesoro - Livermore**Project Number : **01LV**

Parameter	Spiked Sample	Sample Value	Spike Level	Spike Dup. Level	Spiked Sample Value	Duplicate Spiked Sample Value	Units	Analysis Method	Date Analyzed	Spiked Sample Percent Recov.	Duplicate Spiked Sample Percent Recov.	Relative Percent Diff.	Spiked Sample Percent Recov. Limit	Relative Percent Diff. Limit
Tert-amyl-methyl ether	72883-01	<0.50	40.8	40.8	37.5	39.2	ug/L	EPA 8260B	5/4/10	91.9	96.1	4.42	78.9-120	25
Tetrachloroethene	72883-01	<0.50	40.0	40.0	35.4	35.3	ug/L	EPA 8260B	5/4/10	88.6	88.2	0.458	77.0-120	25
Toluene	72883-01	80	40.0	40.0	116	115	ug/L	EPA 8260B	5/4/10	88.6	85.5	3.52	80-120	25
Trichloroethene	72883-01	<0.50	40.0	40.0	35.0	35.6	ug/L	EPA 8260B	5/4/10	87.6	88.9	1.45	80-120	25
1,2-Dibromoethane	72878-01	<0.50	40.0	40.0	40.5	41.5	ug/L	EPA 8260B	5/4/10	101	104	2.42	80-120	25
1,2-Dichloroethane	72878-01	<0.50	40.0	40.0	38.5	37.5	ug/L	EPA 8260B	5/4/10	96.3	93.8	2.72	75.7-122	25
Benzene	72878-01	<0.50	40.0	40.0	41.4	39.6	ug/L	EPA 8260B	5/4/10	104	99.0	4.52	80-120	25
Diisopropyl ether	72878-01	<0.50	39.5	39.5	37.9	39.0	ug/L	EPA 8260B	5/4/10	96.0	98.9	3.02	80-120	25
Ethanol	72878-01	<5.0	100	100	105	106	ug/L	EPA 8260B	5/4/10	104	105	0.708	55.1-159	25

QC Report : Matrix Spike/ Matrix Spike Duplicate

Project Name : **Tesoro - Livermore**Project Number : **01LV**

Parameter	Spiked Sample	Sample Value	Spike Level	Spike Dup. Level	Spiked Sample Value	Duplicate Spiked Sample Value	Units	Analysis Method	Date Analyzed	Spiked Sample Percent Recov.	Duplicate Spiked Sample Percent Recov.	Relative Percent Diff.	Spiked Sample Percent Recov. Limit	Relative Percent Diff. Limit
Ethyl-tert-butyl ether	72878-01	<0.50	39.9	39.9	37.5	39.3	ug/L	EPA 8260B	5/4/10	94.1	98.6	4.67	76.5-120	25
Ethylbenzene	72878-01	<0.50	40.0	40.0	42.2	40.4	ug/L	EPA 8260B	5/4/10	106	101	4.40	80-120	25
Methanol	72878-01	<50	1000	1000	1140	912	ug/L	EPA 8260B	5/4/10	113	91.1	21.8	53.2-147	25
Methyl-t-butyl ether	72878-01	<0.50	40.2	40.2	36.4	38.3	ug/L	EPA 8260B	5/4/10	90.6	95.4	5.12	69.7-121	25
P + M Xylene	72878-01	<0.50	40.0	40.0	41.7	40.1	ug/L	EPA 8260B	5/4/10	104	100	3.90	76.8-120	25
Tert-Butanol	72878-01	<5.0	199	199	202	200	ug/L	EPA 8260B	5/4/10	101	100	0.775	80-120	25
Tert-amyl-methyl ether	72878-01	<0.50	40.8	40.8	37.2	39.9	ug/L	EPA 8260B	5/4/10	91.2	97.8	7.06	78.9-120	25
Tetrachloroethene	72878-01	<0.50	40.0	40.0	39.5	39.0	ug/L	EPA 8260B	5/4/10	98.8	97.5	1.35	77.0-120	25
Toluene	72878-01	<0.50	40.0	40.0	39.8	40.0	ug/L	EPA 8260B	5/4/10	99.6	100	0.365	80-120	25
Trichloroethene	72878-01	<0.50	40.0	40.0	39.9	38.3	ug/L	EPA 8260B	5/4/10	99.9	95.8	4.18	80-120	25

QC Report : Matrix Spike/ Matrix Spike Duplicate

Project Name : **Tesoro - Livermore**

Project Number : **01LV**

Parameter	Spiked Sample	Sample Value	Spike Level	Spike Dup. Level	Spiked Sample Value	Duplicate Spiked Sample Value	Units	Analysis Method	Date Analyzed	Spiked Sample Percent Recov.	Duplicate Spiked Sample Percent Recov.	Relative Percent Diff.	Spiked Sample Percent Recov. Limit	Relative Percent Diff. Limit
Toluene	72881-05	0.050	40.0	40.0	41.2	39.4	ug/L	EPA 8260B	5/4/10	103	98.4	4.45	80-120	25

QC Report : Laboratory Control Sample (LCS)Project Name : **Tesoro - Livermore**Project Number : **01LV**

Parameter	Spike Level	Units	Analysis Method	Date Analyzed	LCS Percent Recov.	LCS Percent Recov. Limit
1,2-Dibromoethane	40.0	ug/L	EPA 8260B	5/5/10	106	80-120
1,2-Dichloroethane	40.0	ug/L	EPA 8260B	5/5/10	104	75.7-122
Benzene	40.0	ug/L	EPA 8260B	5/5/10	103	80-120
Diisopropyl ether	39.5	ug/L	EPA 8260B	5/5/10	101	80-120
Ethanol	100	ug/L	EPA 8260B	5/5/10	105	55.1-159
Ethyl-tert-butyl ether	39.9	ug/L	EPA 8260B	5/5/10	95.0	76.5-120
Ethylbenzene	40.0	ug/L	EPA 8260B	5/5/10	106	80-120
Methanol	1000	ug/L	EPA 8260B	5/5/10	110	53.2-147
Methyl-t-butyl ether	40.2	ug/L	EPA 8260B	5/5/10	93.3	69.7-121
P + M Xylene	40.0	ug/L	EPA 8260B	5/5/10	106	76.8-120
Tert-Butanol	199	ug/L	EPA 8260B	5/5/10	98.5	80-120
Tert-amyl-methyl ether	40.8	ug/L	EPA 8260B	5/5/10	99.0	78.9-120
Tetrachloroethene	40.0	ug/L	EPA 8260B	5/5/10	103	77.0-120
Toluene	40.0	ug/L	EPA 8260B	5/5/10	104	80-120
Trichloroethene	40.0	ug/L	EPA 8260B	5/5/10	106	80-120
1,2-Dibromoethane	39.8	ug/L	EPA 8260B	5/4/10	97.3	80-120
1,2-Dichloroethane	39.8	ug/L	EPA 8260B	5/4/10	97.8	75.7-122
Benzene	39.8	ug/L	EPA 8260B	5/4/10	102	80-120
Diisopropyl ether	39.3	ug/L	EPA 8260B	5/4/10	110	80-120
Ethanol	99.8	ug/L	EPA 8260B	5/4/10	95.4	55.1-159
Ethyl-tert-butyl ether	39.7	ug/L	EPA 8260B	5/4/10	106	76.5-120
Ethylbenzene	39.8	ug/L	EPA 8260B	5/4/10	104	80-120

QC Report : Laboratory Control Sample (LCS)Project Name : **Tesoro - Livermore**Project Number : **01LV**

Parameter	Spike Level	Units	Analysis Method	Date Analyzed	LCS Percent Recov.	LCS Percent Recov. Limit
Methanol	997	ug/L	EPA 8260B	5/4/10	103	53.2-147
Methyl-t-butyl ether	40.0	ug/L	EPA 8260B	5/4/10	105	69.7-121
P + M Xylene	39.8	ug/L	EPA 8260B	5/4/10	104	76.8-120
Tert-Butanol	198	ug/L	EPA 8260B	5/4/10	97.9	80-120
Tert-amyl-methyl ether	40.6	ug/L	EPA 8260B	5/4/10	99.2	78.9-120
Tetrachloroethene	39.8	ug/L	EPA 8260B	5/4/10	96.9	77.0-120
Toluene	39.8	ug/L	EPA 8260B	5/4/10	99.8	80-120
Trichloroethene	39.8	ug/L	EPA 8260B	5/4/10	95.0	80-120
1,2-Dibromoethane	39.9	ug/L	EPA 8260B	5/4/10	100	80-120
1,2-Dichloroethane	39.9	ug/L	EPA 8260B	5/4/10	92.9	75.7-122
Benzene	39.9	ug/L	EPA 8260B	5/4/10	99.5	80-120
Diisopropyl ether	39.4	ug/L	EPA 8260B	5/4/10	97.1	80-120
Ethanol	100	ug/L	EPA 8260B	5/4/10	105	55.1-159
Ethyl-tert-butyl ether	39.8	ug/L	EPA 8260B	5/4/10	92.2	76.5-120
Ethylbenzene	39.9	ug/L	EPA 8260B	5/4/10	102	80-120
Methanol	999	ug/L	EPA 8260B	5/4/10	111	53.2-147
Methyl-t-butyl ether	40.1	ug/L	EPA 8260B	5/4/10	88.4	69.7-121
P + M Xylene	39.9	ug/L	EPA 8260B	5/4/10	101	76.8-120
TPH as Gasoline	502	ug/L	EPA 8260B	5/4/10	104	70.0-130
Tert-Butanol	199	ug/L	EPA 8260B	5/4/10	96.3	80-120
Tert-amyl-methyl ether	40.7	ug/L	EPA 8260B	5/4/10	91.3	78.9-120
Tetrachloroethene	39.9	ug/L	EPA 8260B	5/4/10	98.4	77.0-120

QC Report : Laboratory Control Sample (LCS)Project Name : **Tesoro - Livermore**Project Number : **01LV**

Parameter	Spike Level	Units	Analysis Method	Date Analyzed	LCS Percent Recov.	LCS Percent Recov. Limit
Toluene	39.9	ug/L	EPA 8260B	5/4/10	99.0	80-120
Trichloroethene	39.9	ug/L	EPA 8260B	5/4/10	96.0	80-120
TPH as Gasoline	505	ug/L	EPA 8260B	5/4/10	102	70.0-130
Nitrate as NO3	2.21	mg/L	EPA 300.0	5/4/10	94.3	85.0-115
Sulfate	2.50	mg/L	EPA 300.0	5/4/10	97.1	85.0-115

SAMPLE RECEIPT CHECKLIST

RECEIVER
LJR
Initials

SRG#: 72883 Date: 050310
Project ID: Tesoro-Livermore
Method of Receipt: Courier Over-the-counter Shipper

COC Inspection

Is COC present? Yes No
Custody seals on shipping container? Intact Broken Not present N/A
Is COC Signed by Relinquisher? Yes No Dated? Yes No
Is sampler name legibly indicated on COC? Yes No
Is analysis or hold requested for all samples? Yes No
Is the turnaround time indicated on COC? Yes No
Is COC free of whiteout and uninitialed cross-outs? Yes No, Whiteout No, Cross-outs

Sample Inspection

Coolant Present: Yes No (includes water)
Temperature °C 4.0 Therm. ID# IR-S Initial LJR Date/Time 050310/1904 N/A
Are there custody seals on sample containers? Intact Broken Not present
Do containers match COC? Yes No No, COC lists absent sample(s) No, Extra sample(s) present
Are there samples matrices other than soil, water, air or carbon? Yes No
Are any sample containers broken, leaking or damaged? Yes No
Are preservatives indicated? Yes, on sample containers Yes, on COC Not indicated N/A
Are preservatives correct for analyses requested? Yes No N/A
Are samples within holding time for analyses requested? Yes No
Are the correct sample containers used for the analyses requested? Yes No
Is there sufficient sample to perform testing? Yes No
Does any sample contain product, have strong odor or are otherwise suspected to be hot? Yes No

Receipt Details

Matrix WA Container type VOA # of containers received 15
Matrix WA Container type glass # of containers received 3
Matrix WA Container type poly # of containers received 15
Date and Time Sample Put into Temp Storage Date: 050310 Time: 1907

Quicklog

Are the Sample ID's indicated: On COC On sample container(s) On Both Not indicated
If Sample ID's are listed on both COC and containers, do they all match? Yes No N/A
Is the Project ID indicated: On COC On sample container(s) On Both Not indicated
If project ID is listed on both COC and containers, do they all match? Yes No N/A
Are the sample collection dates indicated: On COC On sample container(s) On Both Not indicated
If collection dates are listed on both COC and containers, do they all match? Yes No N/A
Are the sample collection times indicated: On COC On sample container(s) On Both Not indicated
If collection times are listed on both COC and containers, do they all match? Yes No N/A

COMMENTS:



Subcontract Laboratory Report Attachments

CALIFORNIA LABORATORY SERVICES

3249 Fitzgerald Road Rancho Cordova, CA 95742

May 11, 2010

CLS Work Order #: CTE0055
COC #: 72883


Scott Forbes
KIFF Analytical
2795 Second St. Suite 300
Davis, CA 95616

Project Name: Tesoro Livermore

Enclosed are the results of analyses for samples received by the laboratory on 05/04/10 08:23. Samples were analyzed pursuant to client request utilizing EPA or other ELAP approved methodologies. I certify that the results are in compliance both technically and for completeness.

Analytical results are attached to this letter. Please call if we can provide additional assistance.

Sincerely,




James Liang, Ph.D.
Laboratory Director

CA DOHS ELAP Accreditation/Registration number 1233

CALIFORNIA LABORATORY SERVICES

KIFF Analytical 2795 Second St. Suite 300 Davis, CA 95616	Project: Tesoro Livermore Project Number: [none] Project Manager: Scott Forbes	CLS Work Order #: CTE0055 COC #: 72883
---	--	--

CTE0055

	2795 Second Street, Suite 300 Davis, CA 95618 Lab: 530.297.4800 Fax: 530.297.4808		California Laboratory Services 3249 Fitzgerald Road Rancho Cordova, CA 95742 916-638-7301		COC No. 72883	Page 1 of 1								
	Project Contact (Hardcopy or PDF to): Scott Forbes		EDF Report? NO		Chain-of-Custody Record and Analysis Request									
Company/Address: Kiff Analytical		Recommended but not mandatory to complete this section: Sampling Company Log Code:			Analysis Request	TAT								
Phone No.: 530-297-4800	FAX No.: 530-297-4808	Global ID:												
Project Number:	P.O. No.: 72883	Deliverables to (Email Address): inbox@kiffanalytical.com			Standard	For Lab Use Only								
Project Name: Tesoro - Livermore		Container / Preservative		Matrix										
Project Address:		1-L Poly None		250ml Poly None			Water	Biochemical Oxygen Demand						
Sampling		Date		Time			1-L Poly None	250ml Poly None						
Sample Designation		Date		Time	1-L Poly None	250ml Poly None	Water	Biochemical Oxygen Demand	Iron, Ferrrous					
IP-10		05/03/10		13:44	1	1			X	X			X	
MW-11		05/03/10		14:36	1	1			X				X	X
MW-2		05/03/10		15:40	1	1			X				X	X
Relinquished by:		Date	Time	Received by:		Remarks:								
<i>[Signature]</i>		05/04/10	08:23											
Relinquished by:		Date	Time	Received by:		5.10c								
Relinquished by:		Date	Time	Received by Laboratory:		Bill to: Accounts Payable								
				JonR 5-4-10 8:23										

CALIFORNIA LABORATORY SERVICES

KIFF Analytical 2795 Second St. Suite 300 Davis, CA 95616	Project: Tesoro Livermore Project Number: [none] Project Manager: Scott Forbes	CLS Work Order #: CTE0055 COC #: 72883
---	--	---

Conventional Chemistry Parameters by APHA/EPA Methods

Analyte	Result	Reporting Limit	Units	Dilution	Batch	Prepared	Analyzed	Method	Notes
IP-10 (CTE0055-01) Water Sampled: 05/03/10 13:44 Received: 05/04/10 08:23									
Biochemical Oxygen Demand	14	3.0	mg/L	1	CT03076	05/04/10	05/09/10	SM5210B	
Ferrous Iron	ND	0.10	"	"	CT03084	05/04/10	05/04/10	SM3500-Fe D	
MW-11 (CTE0055-02) Water Sampled: 05/03/10 14:36 Received: 05/04/10 08:23									
Biochemical Oxygen Demand	72	3.0	mg/L	1	CT03076	05/04/10	05/09/10	SM5210B	
Ferrous Iron	0.59	0.10	"	"	CT03084	05/04/10	05/04/10	SM3500-Fe D	
MW-2 (CTE0055-03) Water Sampled: 05/03/10 15:40 Received: 05/04/10 08:23									
Biochemical Oxygen Demand	38	3.0	mg/L	1	CT03076	05/04/10	05/09/10	SM5210B	
Ferrous Iron	0.44	0.10	"	"	CT03084	05/04/10	05/04/10	SM3500-Fe D	

CALIFORNIA LABORATORY SERVICES

KIFF Analytical 2795 Second St. Suite 300 Davis, CA 95616	Project: Tesoro Livermore Project Number: [none] Project Manager: Scott Forbes	CLS Work Order #: CTE0055 COC #: 72883
---	--	---

Conventional Chemistry Parameters by APHA/EPA Methods - Quality Control

Analyte	Result	Reporting Limit	Units	Spike Level	Source Result	%REC	%REC Limits	RPD	RPD Limit	Notes
---------	--------	-----------------	-------	-------------	---------------	------	-------------	-----	-----------	-------

Batch CT03076 - General

Blank (CT03076-BLK1)				Prepared: 05/04/10 Analyzed: 05/09/10						
Biochemical Oxygen Demand	ND	3.0	mg/L							
LCS (CT03076-BS1)				Prepared: 05/04/10 Analyzed: 05/09/10						
Biochemical Oxygen Demand	201	3.0	mg/L	167		121	83-138			
LCS Dup (CT03076-BSD1)				Prepared: 05/04/10 Analyzed: 05/09/10						
Biochemical Oxygen Demand	189	3.0	mg/L	167		113	83-138	6	21	

Batch CT03084 - General Preparation

Blank (CT03084-BLK1)				Prepared & Analyzed: 05/04/10						
Ferrous Iron	ND	0.10	mg/L							
LCS (CT03084-BS1)				Prepared & Analyzed: 05/04/10						
Ferrous Iron	0.231	0.10	mg/L	0.250		92	80-120			
LCS Dup (CT03084-BSD1)				Prepared & Analyzed: 05/04/10						
Ferrous Iron	0.231	0.10	mg/L	0.250		92	80-120	0	25	
Matrix Spike (CT03084-MS1)				Source: CTE0055-02 Prepared & Analyzed: 05/04/10						
Ferrous Iron	0.860	0.10	mg/L	0.250	0.594	106	75-125			
Matrix Spike Dup (CT03084-MSD1)				Source: CTE0055-02 Prepared & Analyzed: 05/04/10						
Ferrous Iron	0.854	0.10	mg/L	0.250	0.594	104	75-125	0.7	30	

CALIFORNIA LABORATORY SERVICES

Page 4 of 4

05/11/10 12:27

KIFF Analytical
2795 Second St. Suite 300
Davis, CA 95616

Project: Tesoro Livermore
Project Number: [none]
Project Manager: Scott Forbes

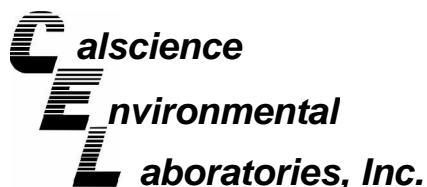
CLS Work Order #: CTE0055
COC #: 72883

Notes and Definitions

DET Analyte DETECTED
ND Analyte NOT DETECTED at or above the reporting limit
NR Not Reported
dry Sample results reported on a dry weight basis
RPD Relative Percent Difference

CA DOHS ELAP Accreditation/Registration Number 1233

3249 Fitzgerald Road Rancho Cordova, CA 95742 www.californialab.com 916-638-7301 Fax: 916-638-4510



May 11, 2010

Joel Kiff
Kiff Analytical
2795 2nd Street, Suite 300
Davis, CA 95616-6593

Subject: **CalScience Work Order No.: 10-05-0241**
Client Reference: Tesoro - Livermore

Dear Client:

Enclosed is an analytical report for the above-referenced project. The samples included in this report were received 5/5/2010 and analyzed in accordance with the attached chain-of-custody.

Unless otherwise noted, all analytical testing was accomplished in accordance with the guidelines established in our Quality Systems Manual, applicable standard operating procedures, and other related documentation. The original report of subcontracted analysis, if any, is provided herein, and follows the standard CalScience data package. The results in this analytical report are limited to the samples tested and any reproduction thereof must be made in its entirety.

If you have any questions regarding this report, please do not hesitate to contact the undersigned.

Sincerely,

A handwritten signature in cursive script that reads "Amanda Porter".

CalScience Environmental
Laboratories, Inc.
Amanda Porter
Project Manager

Analytical Report



Kiff Analytical
2795 2nd Street, Suite 300
Davis, CA 95616-6593

Date Received: 05/05/10
Work Order No: 10-05-0241
Preparation: N/A
Method: RSK-175M

Project: Tesoro - Livermore

Page 1 of 1

Client Sample Number	Lab Sample Number	Date/Time Collected	Matrix	Instrument	Date Prepared	Date/Time Analyzed	QC Batch ID
IP-10	10-05-0241-1-A	05/03/10 13:44	Aqueous	GC 52	N/A	05/05/10 00:00	100505L01

Parameter	Result	RL	DF	Qual	Units
Methane	1100	8.00	8		ug/L

MW-11	10-05-0241-2-A	05/03/10 14:36	Aqueous	GC 52	N/A	05/05/10 00:00	100505L01
-------	----------------	-------------------	---------	-------	-----	-------------------	-----------

Parameter	Result	RL	DF	Qual	Units
Methane	2690	20.0	20		ug/L

MW-2	10-05-0241-3-A	05/03/10 15:40	Aqueous	GC 52	N/A	05/05/10 00:00	100505L01
------	----------------	-------------------	---------	-------	-----	-------------------	-----------

Parameter	Result	RL	DF	Qual	Units
Methane	5260	20.0	20		ug/L

Method Blank	099-12-663-964	N/A	Aqueous	GC 52	N/A	05/05/10 00:00	100505L01
--------------	----------------	-----	---------	-------	-----	-------------------	-----------

Parameter	Result	RL	DF	Qual	Units
Methane	ND	1.00	1		ug/L

RL - Reporting Limit , DF - Dilution Factor , Qual - Qualifiers

Analytical Report



Kiff Analytical
2795 2nd Street, Suite 300
Davis, CA 95616-6593

Date Received: 05/05/10
Work Order No: 10-05-0241

Project: Tesoro - Livermore

Page 1 of 1

Client Sample Number	Lab Sample Number	Date Collected	Matrix
IP-10	10-05-0241-1	05/03/10	Aqueous

Parameter	Result	RL	DF	Qual	Units	Date Prepared	Date Analyzed	Method
Chemical Oxygen Demand	54	5.0	1		mg/L	05/07/10	05/07/10	EPA 410.4
Alkalinity, Total (as CaCO ₃)	406	5.0	1		mg/L	N/A	05/07/10	SM 2320B
Carbon, Total Organic	4.1	0.50	1		mg/L	N/A	05/05/10	SM 5310 D

MW-11	10-05-0241-2	05/03/10	Aqueous
-------	--------------	----------	---------

Parameter	Result	RL	DF	Qual	Units	Date Prepared	Date Analyzed	Method
Chemical Oxygen Demand	200	20	1		mg/L	05/10/10	05/10/10	EPA 410.4
Alkalinity, Total (as CaCO ₃)	557	5.0	1		mg/L	N/A	05/07/10	SM 2320B
Carbon, Total Organic	18	2.5	5		mg/L	N/A	05/05/10	SM 5310 D


MW-2	10-05-0241-3	05/03/10	Aqueous
------	--------------	----------	---------

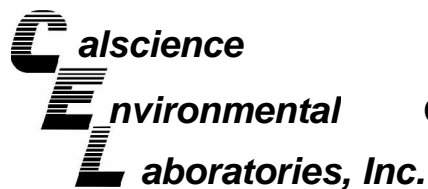
Parameter	Result	RL	DF	Qual	Units	Date Prepared	Date Analyzed	Method
Chemical Oxygen Demand	70	5.0	1		mg/L	05/07/10	05/07/10	EPA 410.4
Alkalinity, Total (as CaCO ₃)	474	5.0	1		mg/L	N/A	05/07/10	SM 2320B
Carbon, Total Organic	7.7	0.50	1		mg/L	N/A	05/05/10	SM 5310 D

Method Blank	N/A	Aqueous
--------------	-----	---------

Parameter	Result	RL	DF	Qual	Units	Date Prepared	Date Analyzed	Method
Chemical Oxygen Demand	ND	20	1		mg/L	05/10/10	05/10/10	EPA 410.4
Chemical Oxygen Demand	ND	5.0	1		mg/L	05/07/10	05/07/10	EPA 410.4
Alkalinity, Total (as CaCO ₃)	ND	1.0	1		mg/L	N/A	05/07/10	SM 2320B
Carbon, Total Organic	ND	0.50	1		mg/L	N/A	05/05/10	SM 5310 D

RL - Reporting Limit , DF - Dilution Factor , Qual - Qualifiers





Quality Control - Spike/Spike Duplicate



Kiff Analytical
2795 2nd Street, Suite 300
Davis, CA 95616-6593

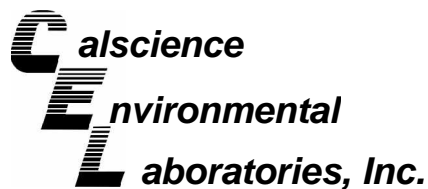
Date Received: N/A
Work Order No: 10-05-0241

Project: Tesoro - Livermore

Matrix: Aqueous or Solid

<u>Parameter</u>	<u>Method</u>	<u>Quality Control Sample ID</u>	<u>Date Analyzed</u>	<u>Date Extracted</u>	<u>MS% REC</u>	<u>MSD % REC</u>	<u>%REC CL</u>	<u>RPD</u>	<u>RPD CL</u>	<u>Qualifiers</u>
Carbon, Total Organic	SM 5310 D	10-05-0227-4	05/05/10	N/A	83	83	75-125	0	0-25	

RPD - Relative Percent Difference , CL - Control Limit



Quality Control - Duplicate



Kiff Analytical
2795 2nd Street, Suite 300
Davis, CA 95616-6593

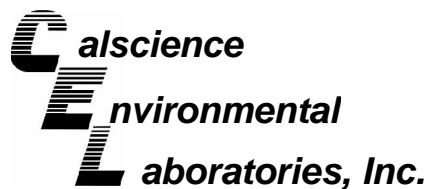
Date Received: N/A
Work Order No: 10-05-0241

Project: Tesoro - Livermore

Matrix: Aqueous or Solid

<u>Parameter</u>	<u>Method</u>	<u>QC Sample ID</u>	<u>Date Analyzed</u>	<u>Sample Conc</u>	<u>DUP Conc</u>	<u>RPD</u>	<u>RPD CL</u>	<u>Qualifiers</u>
Alkalinity, Total (as CaCO ₃)	SM 2320B	10-05-0240-1	05/07/10	276	276	0	0-25	
Chemical Oxygen Demand	EPA 410.4	10-05-0422-1	05/10/10	330	340	2	0-25	
Chemical Oxygen Demand	EPA 410.4	10-05-0476-4	05/07/10	13	13	0	0-25	

RPD - Relative Percent Difference , CL - Control Limit



Quality Control - LCS/LCS Duplicate



Kiff Analytical
2795 2nd Street, Suite 300
Davis, CA 95616-6593

Date Received: N/A
Work Order No: 10-05-0241
Preparation: N/A
Method: RSK-175M

Project: Tesoro - Livermore

Quality Control Sample ID	Matrix	Instrument	Date Prepared	Date Analyzed	LCS/LCSD Batch Number
099-12-663-964	Aqueous	GC 52	N/A	05/05/10	100505L01

<u>Parameter</u>	<u>LCS %REC</u>	<u>LCSD %REC</u>	<u>%REC CL</u>	<u>RPD</u>	<u>RPD CL</u>	<u>Qualifiers</u>
Methane	91	95	79-109	4	0-20	

RPD - Relative Percent Difference , CL - Control Limit



Kiff Analytical
 2795 2nd Street, Suite 300
 Davis, CA 95616-6593

Date Received: N/A
 Work Order No: 10-05-0241

Project: Tesoro - Livermore

Matrix: Aqueous or Solid

<u>Parameter</u>	<u>Method</u>	<u>Quality Control Sample ID</u>	<u>Date Analyzed</u>	<u>Date Extracted</u>	<u>Conc. Added</u>	<u>Conc. Recovered</u>	<u>LCS %Rec</u>	<u>%Rec. CL</u>	<u>Qualifiers</u>
Carbon, Total Organic	SM 5310 D	099-05-097-3,885	05/05/10	N/A	5.00	4.74	95	80-120	

RPD - Relative Percent Difference , CL - Control Limit

Work Order Number: 10-05-0241

<u>Qualifier</u>	<u>Definition</u>
*	See applicable analysis comment.
<	Less than the indicated value.
>	Greater than the indicated value.
1	Surrogate compound recovery was out of control due to a required sample dilution, therefore, the sample data was reported without further clarification.
2	Surrogate compound recovery was out of control due to matrix interference. The associated method blank surrogate spike compound was in control and, therefore, the sample data was reported without further clarification.
3	Recovery of the Matrix Spike (MS) or Matrix Spike Duplicate (MSD) compound was out of control due to matrix interference. The associated LCS and/or LCSD was in control and, therefore, the sample data was reported without further clarification.
4	The MS/MSD RPD was out of control due to matrix interference. The LCS/LCSD RPD was in control and, therefore, the sample data was reported without further clarification.
5	The PDS/PDSD or PES/PESD associated with this batch of samples was out of control due to a matrix interference effect. The associated batch LCS/LCSD was in control and, hence, the associated sample data was reported without further clarification.
B	Analyte was present in the associated method blank.
E	Concentration exceeds the calibration range.
J	Analyte was detected at a concentration below the reporting limit and above the laboratory method detection limit. Reported value is estimated.
ME	LCS Recovery Percentage is within LCS ME Control Limit range.
ND	Parameter not detected at the indicated reporting limit.
Q	Spike recovery and RPD control limits do not apply resulting from the parameter concentration in the sample exceeding the spike concentration by a factor of four or greater.
X	% Recovery and/or RPD out-of-range.
Z	Analyte presence was not confirmed by second column or GC/MS analysis. Solid - Unless otherwise indicated, solid sample data is reported on a wet weight basis, not corrected for % moisture.





2795 Second Street, Suite 300
 Davis, CA 95618
 Lab: 530.297.4800
 Fax: 530.297.4808

Calscience
 7440 Lincoln Way
 Garden Grove, CA 92841-1427
 714-895-5494

6241

COC No. **72883** Page 1 of 1

Project Contact (Hardcopy or PDF to): **Scott Forbes** EDF Report? **NO** Chain-of-Custody Record and Analysis Request

Company/Address: **Kiff Analytical** Recommended but not mandatory to complete this section: Analysis Request TAT

Phone No.: **530-297-4800** FAX No.: **530-297-4808** Global ID: Sampling Company Log Code: Deliverables to (Email Address): **inbox@kiffanalytical.com**

Project Name:	Project Address:	Container / Preservative								Matrix				Alkalinity SM 2320 (1)	Chemical Oxygen Demand	Hydrocarbons in Water by RSK 175 (1)	Total Organic Carbon	4-Days	For Lab Use Only
		250ml Glass H2SO4	250ml Poly None	VOA 40 ml HCl						Water									
Sample Designation	Date	Time																	
IP-10	05/03/10	13:44	1	2	2								X	X	X	X		X	1
MW-11	05/03/10	14:36	1	2	2								X	X	X	X		X	2
MW-2	05/03/10	15:40	1	2	2								X	X	X	X		X	3

Relinquished by: <i>George Allen</i>	Date: <i>5/4/10</i>	Time: <i>1900</i>	Received by:
Relinquished by:	Date:	Time:	Received by:
Relinquished by:	Date: <i>5/5/10</i>	Time: <i>0900</i>	Received by Laboratory: <i>[Signature]</i>

Remarks: Please refer to attached Test Detail.

Bill to: **Accounts Payable**

0241

Test Detail for Kiff Work Order: 72883

Alkalinity SM 2320 (1)

Alkalinity, Total (as CaCO₃)

Hydrocarbons in Water by RSK 175 (1)

Methane



Account Number

B10255836248

0241

Date

050419 126550

FROM (Company)

KIFF ANALYTICAL*

Street Address

2795 2ND STREET Suite 300

City

DAVIS

State Zip Code (Required) Phone Number

CA 95616 (530) 297-4800



B10255836248

PLEASE PRINT IN BLOCK LETTERS with Blue / Black Ink

TO (Company) WE CANNOT DELIVER TO A P.O. BOX

CAL SCIENCE ENVIRONMENTAL

Street Address

7440 LINCOLN WAY

Suite # City

GARDEN GROVE

State Zip Code (Required) Phone Number

CA 92841 714-895-5494

Recipient's Name

SAMPLE RECEIVING

Shipper's Ref. #

SUB

Service Options	Billing Information	Weight
<input type="checkbox"/> SUNRISE - BY 10:30 AM* <input type="checkbox"/> SUNRISE GOLD - BY 8:00 AM* <input type="checkbox"/> HEAVYWEIGHT** <input type="checkbox"/> Saturday Delivery - Extra Charge (see Service Guide for details) <input type="checkbox"/> HOLD FOR PICKUP. <input checked="" type="checkbox"/> This shipment requires a delivery signature. <input type="checkbox"/> Declared Value \$ (maximum \$25,000)	<input checked="" type="checkbox"/> Bill Shipper's Account <input type="checkbox"/> Bill Other Acct # <input type="checkbox"/> Secured Payment (Money Order or Certified Check) <input type="checkbox"/> Unsecured Payment (Company Check or Personal Check)	<input type="checkbox"/> 8 oz. Letter or <input type="checkbox"/> Weight lbs. (Subject to verification) Dim weight charge if greater than actual weight L in. X W in. X H in. +200 =
<input type="checkbox"/> C.O.D. Amount \$, Limit \$10,000 (affix C.O.D. tag to package)	Driver # Pick-up Time Shipper's Signature [Signature]	Driver's Initials Shipper's Name L ROBERTS

WWW.CALOVER.COM



Trac
ontrac.com 800.334.5000

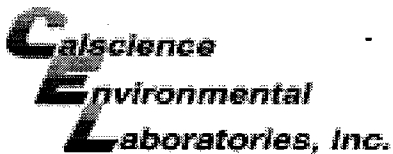
ORG 92841

GARDEN GROVE

SAC 04 S/350

33 lbs

200140



WORK ORDER #: 10-05-0241

SAMPLE RECEIPT FORM

Cooler 1 of 1

CLIENT: Kiff

DATE: 05/05/10

TEMPERATURE: Thermometer ID: SC1 (Criteria: 0.0 °C – 6.0 °C, not frozen)

Temperature 2.1 °C + 0.5 °C (CF) = 2.6 °C Blank Sample

Sample(s) outside temperature criteria (PM/APM contacted by: _____).

Sample(s) outside temperature criteria but received on ice/chilled on same day of sampling.

Received at ambient temperature, placed on ice for transport by Courier.

Ambient Temperature: Air Filter Metals Only PCBs Only Initial: JP

CUSTODY SEALS INTACT:

Cooler _____ No (Not Intact) Not Present N/A Initial: JP

Sample _____ No (Not Intact) Not Present Initial: PS

SAMPLE CONDITION:

	Yes	No	N/A
Chain-Of-Custody (COC) document(s) received with samples.....	<input checked="" type="checkbox"/>	<input type="checkbox"/>	<input type="checkbox"/>
COC document(s) received complete.....	<input checked="" type="checkbox"/>	<input type="checkbox"/>	<input type="checkbox"/>
<input type="checkbox"/> Collection date/time, matrix, and/or # of containers logged in based on sample labels.			
<input type="checkbox"/> No analysis requested. <input type="checkbox"/> Not relinquished. <input type="checkbox"/> No date/time relinquished.			
Sampler's name indicated on COC.....	<input type="checkbox"/>	<input type="checkbox"/>	<input checked="" type="checkbox"/>
Sample container label(s) consistent with COC.....	<input checked="" type="checkbox"/>	<input type="checkbox"/>	<input type="checkbox"/>
Sample container(s) intact and good condition.....	<input checked="" type="checkbox"/>	<input type="checkbox"/>	<input type="checkbox"/>
Proper containers and sufficient volume for analyses requested.....	<input checked="" type="checkbox"/>	<input type="checkbox"/>	<input type="checkbox"/>
Analyses received within holding time.....	<input checked="" type="checkbox"/>	<input type="checkbox"/>	<input type="checkbox"/>
Proper preservation noted on COC or sample container.....	<input checked="" type="checkbox"/>	<input type="checkbox"/>	<input type="checkbox"/>
<input type="checkbox"/> Unpreserved vials received for Volatiles analysis			
Volatile analysis container(s) free of headspace.....	<input checked="" type="checkbox"/>	<input type="checkbox"/>	<input type="checkbox"/>
Tedlar bag(s) free of condensation.....	<input type="checkbox"/>	<input type="checkbox"/>	<input checked="" type="checkbox"/>

CONTAINER TYPE:

Solid: 4ozCGJ 8ozCGJ 16ozCGJ Sleeve (____) EnCores® TerraCores® _____

Water: VOA VOA³h VOAna₂ 125AGB 125AGBh 125AGBp 1AGB 1AGBna₂ 1AGBs

500AGB 500AGJ 500AGJs 250AGB 250CGB 250CGBs 1PB 500PB 500PBna

250²PB 250PBn 125PB 125PBz²na 100PJ 100PJna₂ _____ _____ _____

Air: Tedlar® Summa® **Other:** _____ **Trip Blank Lot#:** _____ **Labeled/Checked by:** PS

Container: C: Clear A: Amber P: Plastic G: Glass J: Jar B: Bottle Z: Ziploc/Resealable Bag E: Envelope **Reviewed by:** MS

Preservative: h: HCL n: HNO₃ na₂: Na₂S₂O₃ na: NaOH p: H₃PO₄ s: H₂SO₄ z²na: ZnAc₂+NaOH f: Field-filtered **Scanned by:** PS



Laboratory Results

Mike Purchase
Arctos Environmental
1332 Peralta Avenue
Berkeley, CA 94702

Subject : 3 Water Samples
Project Name : Tesoro - Livermore
Project Number : 01LV

Dear Mr. Purchase,

Chemical analysis of the samples referenced above has been completed. Summaries of the data are contained on the following pages. Sample(s) were received under documented chain-of-custody. US EPA protocols for sample storage and preservation were followed. Testing procedures comply with the 2003 NELAC standard. All soil samples are reported on a total weight (wet weight) basis unless noted otherwise in the case narrative. Laboratory results relate only to the samples tested. This report may be freely reproduced in full, but may only be reproduced in part with the express permission of Kiff Analytical, LLC. Kiff Analytical, LLC is certified by the State of California under the National Environmental Laboratory Accreditation Program (NELAP), lab # 08263CA. If you have any questions regarding procedures or results, please call me at 530-297-4800.

Sincerely,



Joel Kiff

Subject : 3 Water Samples
Project Name : Tesoro - Livermore
Project Number : 01LV

Case Narrative

The Method Reporting Limit for Methanol has been increased due to the presence of an interfering compound for samples DW-3, DW-6 and DW-5.

The Method Reporting Limit for Ethanol has been increased due to the presence of an interfering compound for samples DW-6 and DW-5.

Matrix Spike/Matrix Spike Duplicate results associated with samples DW-3, DW-6, and DW-5 for the analyte Ethylbenzene were affected by the analyte concentrations already present in the un-spiked sample.



Report Number : 72893

Date : 05/10/2010

Project Name : **Tesoro - Livermore**

Project Number : **01LV**

Sample : **DW-3**

Matrix : Water

Lab Number : 72893-01

Sample Date :05/04/2010

Parameter	Measured Value	Method Reporting Limit	Units	Analysis Method	Date Analyzed
Benzene	5.5	0.50	ug/L	EPA 8260B	05/06/2010
Toluene	0.93	0.50	ug/L	EPA 8260B	05/06/2010
Ethylbenzene	8.8	0.50	ug/L	EPA 8260B	05/06/2010
Total Xylenes	3.4	0.50	ug/L	EPA 8260B	05/06/2010
Methyl-t-butyl ether (MTBE)	< 0.50	0.50	ug/L	EPA 8260B	05/06/2010
Diisopropyl ether (DIPE)	< 0.50	0.50	ug/L	EPA 8260B	05/06/2010
Ethyl-t-butyl ether (ETBE)	< 0.50	0.50	ug/L	EPA 8260B	05/06/2010
Tert-amyl methyl ether (TAME)	< 0.50	0.50	ug/L	EPA 8260B	05/06/2010
Tert-Butanol	< 5.0	5.0	ug/L	EPA 8260B	05/06/2010
Methanol	< 80	80	ug/L	EPA 8260B	05/06/2010
Ethanol	< 5.0	5.0	ug/L	EPA 8260B	05/06/2010
TPH as Gasoline	420	50	ug/L	EPA 8260B	05/06/2010
1,2-Dichloroethane	< 0.50	0.50	ug/L	EPA 8260B	05/06/2010
Trichloroethene	< 0.50	0.50	ug/L	EPA 8260B	05/06/2010
Tetrachloroethene	< 0.50	0.50	ug/L	EPA 8260B	05/06/2010
1,2-Dibromoethane	< 0.50	0.50	ug/L	EPA 8260B	05/06/2010
1,2-Dichloroethane-d4 (Surr)	100		% Recovery	EPA 8260B	05/06/2010
4-Bromofluorobenzene (Surr)	96.3		% Recovery	EPA 8260B	05/06/2010
Toluene - d8 (Surr)	102		% Recovery	EPA 8260B	05/06/2010



Report Number : 72893

Date : 05/10/2010

Project Name : **Tesoro - Livermore**

Project Number : **01LV**

Sample : **DW-6**

Matrix : Water

Lab Number : 72893-02

Sample Date :05/04/2010

Parameter	Measured Value	Method Reporting Limit	Units	Analysis Method	Date Analyzed
Benzene	13	0.50	ug/L	EPA 8260B	05/06/2010
Toluene	3.5	0.50	ug/L	EPA 8260B	05/06/2010
Ethylbenzene	29	0.50	ug/L	EPA 8260B	05/06/2010
Total Xylenes	17	0.50	ug/L	EPA 8260B	05/06/2010
Methyl-t-butyl ether (MTBE)	5.6	0.50	ug/L	EPA 8260B	05/06/2010
Diisopropyl ether (DIPE)	< 0.50	0.50	ug/L	EPA 8260B	05/06/2010
Ethyl-t-butyl ether (ETBE)	< 0.50	0.50	ug/L	EPA 8260B	05/06/2010
Tert-amyl methyl ether (TAME)	< 0.50	0.50	ug/L	EPA 8260B	05/06/2010
Tert-Butanol	7.2	5.0	ug/L	EPA 8260B	05/06/2010
Methanol	< 80	80	ug/L	EPA 8260B	05/06/2010
Ethanol	< 8.0	8.0	ug/L	EPA 8260B	05/06/2010
TPH as Gasoline	4600	50	ug/L	EPA 8260B	05/06/2010
1,2-Dichloroethane	< 0.50	0.50	ug/L	EPA 8260B	05/06/2010
Trichloroethene	< 0.50	0.50	ug/L	EPA 8260B	05/06/2010
Tetrachloroethene	< 0.50	0.50	ug/L	EPA 8260B	05/06/2010
1,2-Dibromoethane	< 0.50	0.50	ug/L	EPA 8260B	05/06/2010
1,2-Dichloroethane-d4 (Surr)	93.6		% Recovery	EPA 8260B	05/06/2010
4-Bromofluorobenzene (Surr)	97.0		% Recovery	EPA 8260B	05/06/2010
Toluene - d8 (Surr)	92.9		% Recovery	EPA 8260B	05/06/2010



Report Number : 72893

Date : 05/10/2010

Project Name : **Tesoro - Livermore**

Project Number : **01LV**

Sample : **DW-5**

Matrix : Water

Lab Number : 72893-03

Sample Date :05/04/2010

Parameter	Measured Value	Method Reporting Limit	Units	Analysis Method	Date Analyzed
Benzene	69	0.50	ug/L	EPA 8260B	05/06/2010
Toluene	2.9	0.50	ug/L	EPA 8260B	05/06/2010
Ethylbenzene	41	0.50	ug/L	EPA 8260B	05/06/2010
Total Xylenes	18	0.50	ug/L	EPA 8260B	05/06/2010
Methyl-t-butyl ether (MTBE)	< 0.50	0.50	ug/L	EPA 8260B	05/06/2010
Diisopropyl ether (DIPE)	< 0.50	0.50	ug/L	EPA 8260B	05/06/2010
Ethyl-t-butyl ether (ETBE)	< 0.50	0.50	ug/L	EPA 8260B	05/06/2010
Tert-amyl methyl ether (TAME)	< 0.50	0.50	ug/L	EPA 8260B	05/06/2010
Tert-Butanol	< 5.0	5.0	ug/L	EPA 8260B	05/06/2010
Methanol	< 80	80	ug/L	EPA 8260B	05/06/2010
Ethanol	< 8.0	8.0	ug/L	EPA 8260B	05/06/2010
TPH as Gasoline	2100	50	ug/L	EPA 8260B	05/06/2010
1,2-Dichloroethane	< 0.50	0.50	ug/L	EPA 8260B	05/06/2010
Trichloroethene	< 0.50	0.50	ug/L	EPA 8260B	05/06/2010
Tetrachloroethene	< 0.50	0.50	ug/L	EPA 8260B	05/06/2010
1,2-Dibromoethane	< 0.50	0.50	ug/L	EPA 8260B	05/06/2010
1,2-Dichloroethane-d4 (Surr)	98.5		% Recovery	EPA 8260B	05/06/2010
4-Bromofluorobenzene (Surr)	97.3		% Recovery	EPA 8260B	05/06/2010
Toluene - d8 (Surr)	99.1		% Recovery	EPA 8260B	05/06/2010

Report Number : 72893

Date : 05/10/2010

QC Report : Method Blank Data

Project Name : **Tesoro - Livermore**

Project Number : **01LV**

Parameter	Measured Value	Method Reporting Limit	Units	Analysis Method	Date Analyzed
Benzene	< 0.50	0.50	ug/L	EPA 8260B	05/05/2010
Ethylbenzene	< 0.50	0.50	ug/L	EPA 8260B	05/05/2010
Toluene	< 0.50	0.50	ug/L	EPA 8260B	05/05/2010
Total Xylenes	< 0.50	0.50	ug/L	EPA 8260B	05/05/2010
Diisopropyl ether (DIPE)	< 0.50	0.50	ug/L	EPA 8260B	05/05/2010
Ethanol	< 5.0	5.0	ug/L	EPA 8260B	05/05/2010
Ethyl-t-butyl ether (ETBE)	< 0.50	0.50	ug/L	EPA 8260B	05/05/2010
Methanol	< 50	50	ug/L	EPA 8260B	05/05/2010
Methyl-t-butyl ether (MTBE)	< 0.50	0.50	ug/L	EPA 8260B	05/05/2010
Tert-Butanol	< 5.0	5.0	ug/L	EPA 8260B	05/05/2010
Tert-amyl methyl ether (TAME)	< 0.50	0.50	ug/L	EPA 8260B	05/05/2010
TPH as Gasoline	< 50	50	ug/L	EPA 8260B	05/05/2010
1,2-Dibromoethane	< 0.50	0.50	ug/L	EPA 8260B	05/05/2010
1,2-Dichloroethane	< 0.50	0.50	ug/L	EPA 8260B	05/05/2010
Tetrachloroethene	< 0.50	0.50	ug/L	EPA 8260B	05/05/2010
Trichloroethene	< 0.50	0.50	ug/L	EPA 8260B	05/05/2010
1,2-Dichloroethane-d4 (Surr)	98.5		%	EPA 8260B	05/05/2010
4-Bromofluorobenzene (Surr)	94.0		%	EPA 8260B	05/05/2010
Toluene - d8 (Surr)	101		%	EPA 8260B	05/05/2010

Parameter	Measured Value	Method Reporting Limit	Units	Analysis Method	Date Analyzed
-----------	----------------	------------------------	-------	-----------------	---------------

KIFF ANALYTICAL, LLC

2795 2nd Street, Suite 300 Davis, CA 95618 530-297-4800

QC Report : Matrix Spike/ Matrix Spike DuplicateProject Name : **Tesoro - Livermore**Project Number : **01LV**

Parameter	Spiked Sample	Sample Value	Spike Level	Spike Dup. Level	Spiked Sample Value	Duplicate Spiked Sample Value	Units	Analysis Method	Date Analyzed	Spiked Sample Percent Recov.	Duplicate Spiked Sample Percent Recov.	Relative Percent Diff.	Spiked Sample Percent Recov. Limit	Relative Percent Diff. Limit
1,2-Dibromoethane	72901-04	<0.50	40.0	40.0	34.8	35.1	ug/L	EPA 8260B	5/5/10	87.1	87.8	0.788	80-120	25
1,2-Dichloroethane	72901-04	<0.50	40.0	40.0	34.8	34.4	ug/L	EPA 8260B	5/5/10	87.1	86.1	1.08	75.7-122	25
Benzene	72901-04	52	40.0	40.0	88.4	86.5	ug/L	EPA 8260B	5/5/10	90.0	85.4	5.30	80-120	25
Diisopropyl ether	72901-04	<0.50	39.5	39.5	33.1	33.1	ug/L	EPA 8260B	5/5/10	83.9	83.9	0.00553	80-120	25
Ethanol	72901-04	19	100	100	152	153	ug/L	EPA 8260B	5/5/10	132	134	0.847	55.1-159	25
Ethyl-tert-butyl ether	72901-04	<0.50	39.9	39.9	31.5	31.7	ug/L	EPA 8260B	5/5/10	78.9	79.5	0.849	76.5-120	25
Ethylbenzene	72901-04	220	40.0	40.0	274	265	ug/L	EPA 8260B	5/5/10	125	102	20.7	80-120	25
Methanol	72901-04	<50	1000	1000	1450	1440	ug/L	EPA 8260B	5/5/10	145	143	1.06	53.2-147	25
Methyl-t-butyl ether	72901-04	1.0	40.2	40.2	32.6	32.6	ug/L	EPA 8260B	5/5/10	78.4	78.5	0.0802	69.7-121	25
P + M Xylene	72901-04	16	40.0	40.0	57.1	55.6	ug/L	EPA 8260B	5/5/10	102	98.5	3.78	76.8-120	25


QC Report : Matrix Spike/ Matrix Spike DuplicateProject Name : **Tesoro - Livermore**Project Number : **01LV**

Parameter	Spiked Sample	Sample Value	Spike Level	Spike Dup. Level	Spiked Sample Value	Duplicate Spiked Sample Value	Units	Analysis Method	Date Analyzed	Spiked Sample Percent Recov.	Duplicate Spiked Sample Percent Recov.	Relative Percent Diff.	Spiked Sample Percent Recov. Limit	Relative Percent Diff. Limit
Tert-Butanol	72901-04	<5.0	199	199	201	204	ug/L	EPA 8260B	5/5/10	101	102	1.34	80-120	25
Tert-amyl-methyl ether	72901-04	<0.50	40.8	40.8	33.0	33.4	ug/L	EPA 8260B	5/5/10	80.8	81.7	1.13	78.9-120	25
Tetrachloroethene	72901-04	<0.50	40.0	40.0	33.6	33.1	ug/L	EPA 8260B	5/5/10	84.0	82.8	1.40	77.0-120	25
Toluene	72901-04	8.1	40.0	40.0	42.7	42.0	ug/L	EPA 8260B	5/5/10	86.5	84.6	2.17	80-120	25
Trichloroethene	72901-04	<0.50	40.0	40.0	34.3	33.7	ug/L	EPA 8260B	5/5/10	85.8	84.2	1.86	80-120	25

QC Report : Laboratory Control Sample (LCS)Project Name : **Tesoro - Livermore**Project Number : **01LV**



Parameter	Spike Level	Units	Analysis Method	Date Analyzed	LCS Percent Recov.	LCS Percent Recov. Limit
1,2-Dibromoethane	39.9	ug/L	EPA 8260B	5/5/10	101	80-120
1,2-Dichloroethane	39.9	ug/L	EPA 8260B	5/5/10	103	75.7-122
Benzene	39.9	ug/L	EPA 8260B	5/5/10	102	80-120
Diisopropyl ether	39.4	ug/L	EPA 8260B	5/5/10	101	80-120
Ethanol	100	ug/L	EPA 8260B	5/5/10	102	55.1-159
Ethyl-tert-butyl ether	39.8	ug/L	EPA 8260B	5/5/10	94.8	76.5-120
Ethylbenzene	39.9	ug/L	EPA 8260B	5/5/10	93.9	80-120
Methanol	999	ug/L	EPA 8260B	5/5/10	118	53.2-147
Methyl-t-butyl ether	40.1	ug/L	EPA 8260B	5/5/10	88.0	69.7-121
P + M Xylene	39.9	ug/L	EPA 8260B	5/5/10	99.3	76.8-120
TPH as Gasoline	505	ug/L	EPA 8260B	5/5/10	98.2	70.0-130
Tert-Butanol	199	ug/L	EPA 8260B	5/5/10	101	80-120
Tert-amyl-methyl ether	40.7	ug/L	EPA 8260B	5/5/10	96.2	78.9-120
Tetrachloroethene	39.9	ug/L	EPA 8260B	5/5/10	98.1	77.0-120
Toluene	39.9	ug/L	EPA 8260B	5/5/10	100	80-120
Trichloroethene	39.9	ug/L	EPA 8260B	5/5/10	100	80-120

Project Contact (Hardcopy or PDF To): Mike Purchase
 Company / Address: Orion Environmental, Inc.
1332 Peralta Ave., Berkeley, CA 95702
 Phone Number: 510-525-2180
 Fax Number: 502-988-2759
 Project #: _____ P.O. #: _____
 Project Name: Tosoro - Livermore

California EDF Report? Yes No
 Sampling Company Log Code: _____
 Global ID: _____
 EDF Deliverable To (Email Address): _____
 Bill to: Mike Purchase
 Sampler Signature: 

Chain-of-Custody Record and Analysis Request

Sample Designation	Sampling		Container				Preservative					Matrix		BTEX (EPA 8260B)	TPH Gas (EPA 8260B)	7 Oxygenates (5 oxy + EtOH, MeOH) (EPA 8260B)	Lead Scav. (1,2 DCA & 1,2 EDB) (EPA 8260B)	TCE and PCE (EPA 8260B)	TAT	For Lab Use Only	
	Date	Time	40 ml VOA	Sleeve	Poly	Glass	Tedlar	HCl	HNO ₃	None	H ₂ SO ₄	ZnAc ₂ & NaOH	Water								Soil
DW-3	5/4/10	1303	<input checked="" type="checkbox"/>				<input checked="" type="checkbox"/>						X			X	X	X	X		01
DW-6	↓	1450	X				X						X			X	X	X	X		02
DW-5	↓	1525	L				X						X			X	X	X	X		03

Relinquished by:  Date: 5/4/10 Time: 1558 Received by: _____
 Relinquished by: _____ Date: _____ Time: _____ Received by: _____
 Relinquished by: _____ Date: 050410 Time: 1558 Received by:  Kiff Analytical

For Lab Use Only: Sample Receipt

Temp °C	Initials	Date	Time	Therm. ID #	Coolant Present
					Yes / No

SAMPLE RECEIPT CHECKLIST

RECEIVER Initials LJR

SRG#: 72893 Date: 050410

Project ID: Tesoro-Livermore

Method of Receipt: [x] Courier [] Over-the-counter [] Shipper

COC Inspection

- Is COC present? [x] Yes [] No
Custody seals on shipping container? [x] Intact [] Broken [] Not present [x] N/A
Is COC Signed by Relinquisher? [x] Yes [] No Dated? [x] Yes [] No
Is sampler name legibly indicated on COC? [x] Yes [] No
Is analysis or hold requested for all samples? [x] Yes [] No
Is the turnaround time indicated on COC? [x] Yes [] No
Is COC free of whiteout and uninitialed cross-outs? [x] Yes [] No, Whiteout [] No, Cross-outs

Sample Inspection

- Coolant Present: [x] Yes [] No (includes water)
Temperature °C 2.0 Therm. ID# FR-5 Initial LJR Date/Time 050410/1908 [] N/A
Are there custody seals on sample containers? [] Intact [] Broken [x] Not present
Do containers match COC? [x] Yes [] No [] No, COC lists absent sample(s) [] No, Extra sample(s) present
Are there samples matrices other than soil, water, air or carbon? [] Yes [x] No
Are any sample containers broken, leaking or damaged? [] Yes [x] No
Are preservatives indicated? [] Yes, on sample containers [x] Yes, on COC [] Not indicated [] N/A
Are preservatives correct for analyses requested? [x] Yes [] No [] N/A
Are samples within holding time for analyses requested? [x] Yes [] No
Are the correct sample containers used for the analyses requested? [x] Yes [] No
Is there sufficient sample to perform testing? [x] Yes [] No
Does any sample contain product, have strong odor or are otherwise suspected to be hot? [] Yes [x] No
Receipt Details: Matrix WA Container type VOA # of containers received 15
Date and Time Sample Put into Temp Storage Date: 050410 Time: 1921

Quicklog

- Are the Sample ID's indicated: [] On COC [] On sample container(s) [x] On Both [] Not indicated
If Sample ID's are listed on both COC and containers, do they all match? [x] Yes [] No [] N/A
Is the Project ID indicated: [] On COC [] On sample container(s) [x] On Both [] Not indicated
If project ID is listed on both COC and containers, do they all match? [x] Yes [] No [] N/A
Are the sample collection dates indicated: [] On COC [] On sample container(s) [x] On Both [] Not indicated
If collection dates are listed on both COC and containers, do they all match? [x] Yes [] No [] N/A
Are the sample collection times indicated: [] On COC [] On sample container(s) [x] On Both [] Not indicated
If collection times are listed on both COC and containers, do they all match? [x] Yes [] No [] N/A

COMMENTS:

Multiple horizontal lines provided for writing comments.



Laboratory Results

Mike Purchase
Arctos Environmental
1332 Peralta Avenue
Berkeley, CA 94702

Subject : 6 Water Samples
Project Name : Tesoro - Livermore
Project Number : 01LV

Dear Mr. Purchase,

Chemical analysis of the samples referenced above has been completed. Summaries of the data are contained on the following pages. Sample(s) were received under documented chain-of-custody. US EPA protocols for sample storage and preservation were followed. Testing procedures comply with the 2003 NELAC standard. All soil samples are reported on a total weight (wet weight) basis unless noted otherwise in the case narrative. Laboratory results relate only to the samples tested. This report may be freely reproduced in full, but may only be reproduced in part with the express permission of Kiff Analytical, LLC. Kiff Analytical, LLC is certified by the State of California under the National Environmental Laboratory Accreditation Program (NELAP), lab # 08263CA. If you have any questions regarding procedures or results, please call me at 530-297-4800.

Sincerely,



Joel Kiff

Subject : 6 Water Samples
Project Name : Tesoro - Livermore
Project Number : 01LV

Case Narrative

The Method Reporting Limit for Methanol has been increased due to the presence of an interfering compound for samples DW-1, DW-2, MW-9 and DW-7.

California Laboratory Services provided analytical testing associated with these samples, but is not accredited by the National Environmental Laboratory Accreditation Program (NELAP).

Matrix Spike/Matrix Spike Duplicate results associated with samples DW-1 and MW-9 for the analyte Ethylbenzene were affected by the analyte concentrations already present in the un-spiked sample.

Matrix Spike/Matrix Spike Duplicate results associated with samples DW-1, DW-2, DW-7, MW-4, MW-6 and MW-9 for the analyte Nitrate as N were outside of control limits. This may indicate a bias for the sample that was spiked. Since the LCS recoveries were within control limits, no data are flagged.

Project Name : **Tesoro - Livermore**

Project Number : **01LV**

Sample : **DW-1**

Matrix : Water

Lab Number : 72894-01

Sample Date :05/04/2010

Parameter	Measured Value	Method Reporting Limit	Units	Analysis Method	Date Analyzed
Sulfate	50	1.0	mg/L	EPA 300.0	05/06/2010
Nitrate as N	1.2	0.10	mg/L	EPA 300.0	05/05/2010
Benzene	160	0.50	ug/L	EPA 8260B	05/05/2010
Toluene	27	0.50	ug/L	EPA 8260B	05/05/2010
Ethylbenzene	110	0.50	ug/L	EPA 8260B	05/05/2010
Total Xylenes	140	0.50	ug/L	EPA 8260B	05/05/2010
Methyl-t-butyl ether (MTBE)	21	0.50	ug/L	EPA 8260B	05/05/2010
Diisopropyl ether (DIPE)	< 0.50	0.50	ug/L	EPA 8260B	05/05/2010
Ethyl-t-butyl ether (ETBE)	< 0.50	0.50	ug/L	EPA 8260B	05/05/2010
Tert-amyl methyl ether (TAME)	< 0.50	0.50	ug/L	EPA 8260B	05/05/2010
Tert-Butanol	41	5.0	ug/L	EPA 8260B	05/05/2010
Methanol	< 100	100	ug/L	EPA 8260B	05/05/2010
Ethanol	< 5.0	5.0	ug/L	EPA 8260B	05/05/2010
TPH as Gasoline	1800	50	ug/L	EPA 8260B	05/05/2010
1,2-Dichloroethane	< 0.50	0.50	ug/L	EPA 8260B	05/05/2010
Trichloroethene	< 0.50	0.50	ug/L	EPA 8260B	05/05/2010
Tetrachloroethene	< 0.50	0.50	ug/L	EPA 8260B	05/05/2010
1,2-Dibromoethane	< 0.50	0.50	ug/L	EPA 8260B	05/05/2010
1,2-Dichloroethane-d4 (Surr)	97.1		% Recovery	EPA 8260B	05/05/2010
4-Bromofluorobenzene (Surr)	97.9		% Recovery	EPA 8260B	05/05/2010
Toluene - d8 (Surr)	99.1		% Recovery	EPA 8260B	05/05/2010

Project Name : **Tesoro - Livermore**

Project Number : **01LV**

Sample : **MW-4**

Matrix : Water

Lab Number : 72894-02

Sample Date :05/04/2010

Parameter	Measured Value	Method Reporting Limit	Units	Analysis Method	Date Analyzed
Sulfate	69	1.0	mg/L	EPA 300.0	05/05/2010
Nitrate as N	1.2	0.10	mg/L	EPA 300.0	05/05/2010
Benzene	2.4	0.50	ug/L	EPA 8260B	05/06/2010
Toluene	1.8	0.50	ug/L	EPA 8260B	05/06/2010
Ethylbenzene	2.3	0.50	ug/L	EPA 8260B	05/06/2010
Total Xylenes	4.8	0.50	ug/L	EPA 8260B	05/06/2010
Methyl-t-butyl ether (MTBE)	< 0.50	0.50	ug/L	EPA 8260B	05/06/2010
Diisopropyl ether (DIPE)	< 0.50	0.50	ug/L	EPA 8260B	05/06/2010
Ethyl-t-butyl ether (ETBE)	< 0.50	0.50	ug/L	EPA 8260B	05/06/2010
Tert-amyl methyl ether (TAME)	< 0.50	0.50	ug/L	EPA 8260B	05/06/2010
Tert-Butanol	< 5.0	5.0	ug/L	EPA 8260B	05/06/2010
Methanol	< 50	50	ug/L	EPA 8260B	05/06/2010
Ethanol	< 5.0	5.0	ug/L	EPA 8260B	05/06/2010
TPH as Gasoline	< 50	50	ug/L	EPA 8260B	05/06/2010
1,2-Dichloroethane	< 0.50	0.50	ug/L	EPA 8260B	05/06/2010
Trichloroethene	< 0.50	0.50	ug/L	EPA 8260B	05/06/2010
Tetrachloroethene	< 0.50	0.50	ug/L	EPA 8260B	05/06/2010
1,2-Dibromoethane	< 0.50	0.50	ug/L	EPA 8260B	05/06/2010
1,2-Dichloroethane-d4 (Surr)	102		% Recovery	EPA 8260B	05/06/2010
4-Bromofluorobenzene (Surr)	94.3		% Recovery	EPA 8260B	05/06/2010
Toluene - d8 (Surr)	100		% Recovery	EPA 8260B	05/06/2010

Project Name : **Tesoro - Livermore**

Project Number : **01LV**

Sample : **MW-6**

Matrix : Water

Lab Number : 72894-03

Sample Date :05/04/2010

Parameter	Measured Value	Method Reporting Limit	Units	Analysis Method	Date Analyzed
Sulfate	< 0.50	0.50	mg/L	EPA 300.0	05/05/2010
Nitrate as N	< 0.10	0.10	mg/L	EPA 300.0	05/05/2010
Benzene	2100	5.0	ug/L	EPA 8260B	05/06/2010
Toluene	120	5.0	ug/L	EPA 8260B	05/06/2010
Ethylbenzene	780	5.0	ug/L	EPA 8260B	05/06/2010
Total Xylenes	260	5.0	ug/L	EPA 8260B	05/06/2010
Methyl-t-butyl ether (MTBE)	820	5.0	ug/L	EPA 8260B	05/06/2010
Diisopropyl ether (DIPE)	< 5.0	5.0	ug/L	EPA 8260B	05/06/2010
Ethyl-t-butyl ether (ETBE)	< 5.0	5.0	ug/L	EPA 8260B	05/06/2010
Tert-amyl methyl ether (TAME)	8.6	5.0	ug/L	EPA 8260B	05/06/2010
Tert-Butanol	450	25	ug/L	EPA 8260B	05/06/2010
Methanol	< 500	500	ug/L	EPA 8260B	05/06/2010
Ethanol	< 50	50	ug/L	EPA 8260B	05/06/2010
TPH as Gasoline	17000	500	ug/L	EPA 8260B	05/06/2010
1,2-Dichloroethane	< 5.0	5.0	ug/L	EPA 8260B	05/06/2010
Trichloroethene	< 5.0	5.0	ug/L	EPA 8260B	05/06/2010
Tetrachloroethene	< 5.0	5.0	ug/L	EPA 8260B	05/06/2010
1,2-Dibromoethane	< 5.0	5.0	ug/L	EPA 8260B	05/06/2010
1,2-Dichloroethane-d4 (Surr)	101		% Recovery	EPA 8260B	05/06/2010
4-Bromofluorobenzene (Surr)	98.8		% Recovery	EPA 8260B	05/06/2010
Toluene - d8 (Surr)	97.5		% Recovery	EPA 8260B	05/06/2010

Project Name : **Tesoro - Livermore**

Project Number : **01LV**

Sample : **DW-2**

Matrix : Water

Lab Number : 72894-04

Sample Date :05/04/2010

Parameter	Measured Value	Method Reporting Limit	Units	Analysis Method	Date Analyzed
Sulfate	2.1	0.50	mg/L	EPA 300.0	05/05/2010
Nitrate as N	< 0.10	0.10	mg/L	EPA 300.0	05/05/2010
Benzene	110	0.90	ug/L	EPA 8260B	05/06/2010
Toluene	7.1	0.90	ug/L	EPA 8260B	05/06/2010
Ethylbenzene	17	0.90	ug/L	EPA 8260B	05/06/2010
Total Xylenes	16	0.90	ug/L	EPA 8260B	05/06/2010
Methyl-t-butyl ether (MTBE)	350	0.90	ug/L	EPA 8260B	05/06/2010
Diisopropyl ether (DIPE)	< 0.90	0.90	ug/L	EPA 8260B	05/06/2010
Ethyl-t-butyl ether (ETBE)	< 0.90	0.90	ug/L	EPA 8260B	05/06/2010
Tert-amyl methyl ether (TAME)	4.1	0.90	ug/L	EPA 8260B	05/06/2010
Tert-Butanol	550	5.0	ug/L	EPA 8260B	05/06/2010
Methanol	< 200	200	ug/L	EPA 8260B	05/06/2010
Ethanol	< 9.0	9.0	ug/L	EPA 8260B	05/06/2010
TPH as Gasoline	2300	90	ug/L	EPA 8260B	05/06/2010
1,2-Dichloroethane	< 0.90	0.90	ug/L	EPA 8260B	05/06/2010
Trichloroethene	< 0.90	0.90	ug/L	EPA 8260B	05/06/2010
Tetrachloroethene	< 0.90	0.90	ug/L	EPA 8260B	05/06/2010
1,2-Dibromoethane	< 0.90	0.90	ug/L	EPA 8260B	05/06/2010
1,2-Dichloroethane-d4 (Surr)	97.3		% Recovery	EPA 8260B	05/06/2010
4-Bromofluorobenzene (Surr)	98.4		% Recovery	EPA 8260B	05/06/2010
Toluene - d8 (Surr)	98.2		% Recovery	EPA 8260B	05/06/2010

Project Name : **Tesoro - Livermore**

Project Number : **01LV**

Sample : **MW-9**

Matrix : Water

Lab Number : 72894-05

Sample Date :05/04/2010

Parameter	Measured Value	Method Reporting Limit	Units	Analysis Method	Date Analyzed
Sulfate	1.8	0.50	mg/L	EPA 300.0	05/05/2010
Nitrate as N	< 0.10	0.10	mg/L	EPA 300.0	05/05/2010
Benzene	120	0.50	ug/L	EPA 8260B	05/06/2010
Toluene	7.0	0.50	ug/L	EPA 8260B	05/06/2010
Ethylbenzene	35	0.50	ug/L	EPA 8260B	05/06/2010
Total Xylenes	14	0.50	ug/L	EPA 8260B	05/06/2010
Methyl-t-butyl ether (MTBE)	44	0.50	ug/L	EPA 8260B	05/06/2010
Diisopropyl ether (DIPE)	< 0.50	0.50	ug/L	EPA 8260B	05/06/2010
Ethyl-t-butyl ether (ETBE)	< 0.50	0.50	ug/L	EPA 8260B	05/06/2010
Tert-amyl methyl ether (TAME)	0.52	0.50	ug/L	EPA 8260B	05/06/2010
Tert-Butanol	31	5.0	ug/L	EPA 8260B	05/06/2010
Methanol	< 200	200	ug/L	EPA 8260B	05/06/2010
Ethanol	< 5.0	5.0	ug/L	EPA 8260B	05/06/2010
TPH as Gasoline	2700	50	ug/L	EPA 8260B	05/06/2010
1,2-Dichloroethane	< 0.50	0.50	ug/L	EPA 8260B	05/06/2010
Trichloroethene	< 0.50	0.50	ug/L	EPA 8260B	05/06/2010
Tetrachloroethene	< 0.50	0.50	ug/L	EPA 8260B	05/06/2010
1,2-Dibromoethane	< 0.50	0.50	ug/L	EPA 8260B	05/06/2010
1,2-Dichloroethane-d4 (Surr)	97.7		% Recovery	EPA 8260B	05/06/2010
4-Bromofluorobenzene (Surr)	97.1		% Recovery	EPA 8260B	05/06/2010
Toluene - d8 (Surr)	99.0		% Recovery	EPA 8260B	05/06/2010



Report Number : 72894

Date : 05/11/2010

Project Name : **Tesoro - Livermore**

Project Number : **01LV**

Sample : **DW-7**

Matrix : Water

Lab Number : 72894-06

Sample Date :05/04/2010

Parameter	Measured Value	Method Reporting Limit	Units	Analysis Method	Date Analyzed
Sulfate	0.84	0.50	mg/L	EPA 300.0	05/10/2010
Nitrate as N	< 0.10	0.10	mg/L	EPA 300.0	05/05/2010
Benzene	250	0.50	ug/L	EPA 8260B	05/06/2010
Toluene	15	0.50	ug/L	EPA 8260B	05/06/2010
Ethylbenzene	89	0.50	ug/L	EPA 8260B	05/06/2010
Total Xylenes	32	0.50	ug/L	EPA 8260B	05/06/2010
Methyl-t-butyl ether (MTBE)	97	0.50	ug/L	EPA 8260B	05/06/2010
Diisopropyl ether (DIPE)	< 0.50	0.50	ug/L	EPA 8260B	05/06/2010
Ethyl-t-butyl ether (ETBE)	< 0.50	0.50	ug/L	EPA 8260B	05/06/2010
Tert-amyl methyl ether (TAME)	1.0	0.50	ug/L	EPA 8260B	05/06/2010
Tert-Butanol	160	5.0	ug/L	EPA 8260B	05/06/2010
Methanol	< 80	80	ug/L	EPA 8260B	05/06/2010
Ethanol	< 5.0	5.0	ug/L	EPA 8260B	05/06/2010
TPH as Gasoline	4100	50	ug/L	EPA 8260B	05/06/2010
1,2-Dichloroethane	< 0.50	0.50	ug/L	EPA 8260B	05/06/2010
Trichloroethene	< 0.50	0.50	ug/L	EPA 8260B	05/06/2010
Tetrachloroethene	< 0.50	0.50	ug/L	EPA 8260B	05/06/2010
1,2-Dibromoethane	< 0.50	0.50	ug/L	EPA 8260B	05/06/2010
1,2-Dichloroethane-d4 (Surr)	95.6		% Recovery	EPA 8260B	05/06/2010
4-Bromofluorobenzene (Surr)	98.0		% Recovery	EPA 8260B	05/06/2010
Toluene - d8 (Surr)	94.6		% Recovery	EPA 8260B	05/06/2010

QC Report : Method Blank Data

Project Name : Tesoro - Livermore

Project Number : 01LV

Parameter	Measured Value	Method Reporting Limit	Units	Analysis Method	Date Analyzed	Parameter	Measured Value	Method Reporting Limit	Units	Analysis Method	Date Analyzed
Benzene	< 0.50	0.50	ug/L	EPA 8260B	05/05/2010	Tetrachloroethene	< 0.50	0.50	ug/L	EPA 8260B	05/06/2010
Ethylbenzene	< 0.50	0.50	ug/L	EPA 8260B	05/05/2010	Trichloroethene	< 0.50	0.50	ug/L	EPA 8260B	05/06/2010
Toluene	< 0.50	0.50	ug/L	EPA 8260B	05/05/2010	1,2-Dichloroethane-d4 (Surr)	102		%	EPA 8260B	05/06/2010
Total Xylenes	< 0.50	0.50	ug/L	EPA 8260B	05/05/2010	4-Bromofluorobenzene (Surr)	94.0		%	EPA 8260B	05/06/2010
Diisopropyl ether (DIPE)	< 0.50	0.50	ug/L	EPA 8260B	05/05/2010	Toluene - d8 (Surr)	99.2		%	EPA 8260B	05/06/2010
Ethanol	< 5.0	5.0	ug/L	EPA 8260B	05/05/2010	Benzene	< 0.50	0.50	ug/L	EPA 8260B	05/05/2010
Ethyl-t-butyl ether (ETBE)	< 0.50	0.50	ug/L	EPA 8260B	05/05/2010	Ethylbenzene	< 0.50	0.50	ug/L	EPA 8260B	05/05/2010
Methanol	< 50	50	ug/L	EPA 8260B	05/05/2010	Toluene	< 0.50	0.50	ug/L	EPA 8260B	05/05/2010
Methyl-t-butyl ether (MTBE)	< 0.50	0.50	ug/L	EPA 8260B	05/05/2010	Total Xylenes	< 0.50	0.50	ug/L	EPA 8260B	05/05/2010
Tert-Butanol	< 5.0	5.0	ug/L	EPA 8260B	05/05/2010	Diisopropyl ether (DIPE)	< 0.50	0.50	ug/L	EPA 8260B	05/05/2010
Tert-amyl methyl ether (TAME)	< 0.50	0.50	ug/L	EPA 8260B	05/05/2010	Ethanol	< 5.0	5.0	ug/L	EPA 8260B	05/05/2010
TPH as Gasoline	< 50	50	ug/L	EPA 8260B	05/05/2010	Ethyl-t-butyl ether (ETBE)	< 0.50	0.50	ug/L	EPA 8260B	05/05/2010
1,2-Dibromoethane	< 0.50	0.50	ug/L	EPA 8260B	05/05/2010	Methanol	< 50	50	ug/L	EPA 8260B	05/05/2010
1,2-Dichloroethane	< 0.50	0.50	ug/L	EPA 8260B	05/05/2010	Methyl-t-butyl ether (MTBE)	< 0.50	0.50	ug/L	EPA 8260B	05/05/2010
Tetrachloroethene	< 0.50	0.50	ug/L	EPA 8260B	05/05/2010	Tert-Butanol	< 5.0	5.0	ug/L	EPA 8260B	05/05/2010
Trichloroethene	< 0.50	0.50	ug/L	EPA 8260B	05/05/2010	Tert-amyl methyl ether (TAME)	< 0.50	0.50	ug/L	EPA 8260B	05/05/2010
1,2-Dichloroethane-d4 (Surr)	104		%	EPA 8260B	05/05/2010	TPH as Gasoline	< 50	50	ug/L	EPA 8260B	05/05/2010
4-Bromofluorobenzene (Surr)	95.0		%	EPA 8260B	05/05/2010	1,2-Dibromoethane	< 0.50	0.50	ug/L	EPA 8260B	05/05/2010
Toluene - d8 (Surr)	101		%	EPA 8260B	05/05/2010	1,2-Dichloroethane	< 0.50	0.50	ug/L	EPA 8260B	05/05/2010
Benzene	< 0.50	0.50	ug/L	EPA 8260B	05/06/2010	Tetrachloroethene	< 0.50	0.50	ug/L	EPA 8260B	05/05/2010
Ethylbenzene	< 0.50	0.50	ug/L	EPA 8260B	05/06/2010	Trichloroethene	< 0.50	0.50	ug/L	EPA 8260B	05/05/2010
Toluene	< 0.50	0.50	ug/L	EPA 8260B	05/06/2010	1,2-Dichloroethane-d4 (Surr)	98.5		%	EPA 8260B	05/05/2010
Total Xylenes	< 0.50	0.50	ug/L	EPA 8260B	05/06/2010	4-Bromofluorobenzene (Surr)	94.0		%	EPA 8260B	05/05/2010
Diisopropyl ether (DIPE)	< 0.50	0.50	ug/L	EPA 8260B	05/06/2010	Toluene - d8 (Surr)	101		%	EPA 8260B	05/05/2010
Ethanol	< 5.0	5.0	ug/L	EPA 8260B	05/06/2010						
Ethyl-t-butyl ether (ETBE)	< 0.50	0.50	ug/L	EPA 8260B	05/06/2010						
Methanol	< 50	50	ug/L	EPA 8260B	05/06/2010						
Methyl-t-butyl ether (MTBE)	< 0.50	0.50	ug/L	EPA 8260B	05/06/2010						
Tert-Butanol	< 5.0	5.0	ug/L	EPA 8260B	05/06/2010						
Tert-amyl methyl ether (TAME)	< 0.50	0.50	ug/L	EPA 8260B	05/06/2010						
TPH as Gasoline	< 50	50	ug/L	EPA 8260B	05/06/2010						
1,2-Dibromoethane	< 0.50	0.50	ug/L	EPA 8260B	05/06/2010						
1,2-Dichloroethane	< 0.50	0.50	ug/L	EPA 8260B	05/06/2010						

QC Report : Method Blank Data

Project Name : **Tesoro - Livermore**

Project Number : **01LV**

Parameter	Measured Value	Method Reporting Limit	Units	Analysis Method	Date Analyzed
Nitrate as N	< 0.10	0.10	mg/L	EPA 300.0	05/05/2010
Sulfate	< 0.50	0.50	mg/L	EPA 300.0	05/05/2010
Sulfate	< 0.50	0.50	mg/L	EPA 300.0	05/06/2010
Sulfate	< 0.50	0.50	mg/L	EPA 300.0	05/10/2010

Parameter	Measured Value	Method Reporting Limit	Units	Analysis Method	Date Analyzed
-----------	----------------	------------------------	-------	-----------------	---------------

QC Report : Matrix Spike/ Matrix Spike Duplicate

Project Name : **Tesoro - Livermore**Project Number : **01LV**

Parameter	Spiked Sample	Sample Value	Spike Level	Spike Dup. Level	Spiked Sample Value	Duplicate Spiked Sample Value	Units	Analysis Method	Date Analyzed	Spiked Sample Percent Recov.	Duplicate Spiked Sample Percent Recov.	Relative Percent Diff.	Spiked Sample Percent Recov. Limit	Relative Percent Diff. Limit
1,2-Dibromoethane	72891-12	<0.50	39.6	39.9	39.9	43.3	ug/L	EPA 8260B	5/5/10	101	108	7.49	80-120	25
1,2-Dichloroethane	72891-12	<0.50	39.6	39.9	42.8	44.8	ug/L	EPA 8260B	5/5/10	108	112	3.97	75.7-122	25
Benzene	72891-12	<0.50	39.6	39.9	39.3	39.7	ug/L	EPA 8260B	5/5/10	99.3	99.5	0.197	80-120	25
Diisopropyl ether	72891-12	<0.50	39.1	39.4	38.6	39.8	ug/L	EPA 8260B	5/5/10	98.9	101	2.16	80-120	25
Ethanol	72891-12	<5.0	99.3	100	98.2	89.7	ug/L	EPA 8260B	5/5/10	98.8	89.7	9.76	55.1-159	25
Ethyl-tert-butyl ether	72891-12	<0.50	39.5	39.8	38.6	39.7	ug/L	EPA 8260B	5/5/10	97.6	99.6	2.03	76.5-120	25
Ethylbenzene	72891-12	<0.50	39.6	39.9	38.8	38.8	ug/L	EPA 8260B	5/5/10	97.9	97.3	0.620	80-120	25
Methanol	72891-12	<50	992	1000	1120	981	ug/L	EPA 8260B	5/5/10	112	98.1	13.6	53.2-147	25
Methyl-t-butyl ether	72891-12	46	39.8	40.1	80.0	84.8	ug/L	EPA 8260B	5/5/10	85.7	96.8	12.2	69.7-121	25
P + M Xylene	72891-12	<0.50	39.6	39.9	37.7	37.5	ug/L	EPA 8260B	5/5/10	95.3	94.0	1.40	76.8-120	25

QC Report : Matrix Spike/ Matrix Spike Duplicate

Project Name : **Tesoro - Livermore**Project Number : **01LV**

Parameter	Spiked Sample	Sample Value	Spike Level	Spike Dup. Level	Spiked Sample Value	Duplicate Spiked Sample Value	Units	Analysis Method	Date Analyzed	Spiked Sample Percent Recov.	Duplicate Spiked Sample Percent Recov.	Relative Percent Diff.	Spiked Sample Percent Recov. Limit	Relative Percent Diff. Limit
Tert-Butanol	72891-12	<5.0	197	199	191	192	ug/L	EPA 8260B	5/5/10	96.8	96.4	0.485	80-120	25
Tert-amyl-methyl ether	72891-12	<0.50	40.4	40.8	39.9	41.2	ug/L	EPA 8260B	5/5/10	98.7	101	2.51	78.9-120	25
Tetrachloroethene	72891-12	<0.50	39.6	39.9	38.4	39.0	ug/L	EPA 8260B	5/5/10	96.8	97.6	0.812	77.0-120	25
Toluene	72891-12	<0.50	39.6	39.9	39.3	39.4	ug/L	EPA 8260B	5/5/10	99.2	98.8	0.388	80-120	25
Trichloroethene	72891-12	<0.50	39.6	39.9	38.0	38.7	ug/L	EPA 8260B	5/5/10	95.9	96.9	1.10	80-120	25
1,2-Dibromoethane	72891-12	<0.50	40.0	40.0	41.4	43.0	ug/L	EPA 8260B	5/6/10	103	107	3.87	80-120	25
1,2-Dichloroethane	72891-12	<0.50	40.0	40.0	39.0	38.2	ug/L	EPA 8260B	5/6/10	97.5	95.6	1.92	75.7-122	25
Benzene	72891-12	<0.50	40.0	40.0	41.9	41.0	ug/L	EPA 8260B	5/6/10	105	102	2.12	80-120	25
Diisopropyl ether	72891-12	<0.50	39.5	39.5	38.6	39.6	ug/L	EPA 8260B	5/6/10	97.8	100	2.44	80-120	25

QC Report : Matrix Spike/ Matrix Spike Duplicate

Project Name : **Tesoro - Livermore**Project Number : **01LV**

Parameter	Spiked Sample	Sample Value	Spike Level	Spike Dup. Level	Spiked Sample Value	Duplicate Spiked Sample Value	Units	Analysis Method	Date Analyzed	Spiked Sample Percent Recov.	Duplicate Spiked Sample Percent Recov.	Relative Percent Diff.	Spiked Sample Percent Recov. Limit	Relative Percent Diff. Limit
Ethanol	72891-12	<5.0	100	100	108	114	ug/L	EPA 8260B	5/6/10	108	113	5.16	55.1-159	25
Ethyl-tert-butyl ether	72891-12	<0.50	39.9	39.9	37.1	40.3	ug/L	EPA 8260B	5/6/10	93.0	101	8.16	76.5-120	25
Ethylbenzene	72891-12	<0.50	40.0	40.0	42.8	42.2	ug/L	EPA 8260B	5/6/10	107	105	1.61	80-120	25
Methanol	72891-12	120	1000	1000	1240	1000	ug/L	EPA 8260B	5/6/10	111	87.9	23.6	53.2-147	25
Methyl-t-butyl ether	72891-12	39	40.2	40.2	76.0	81.2	ug/L	EPA 8260B	5/6/10	91.4	104	13.1	69.7-121	25
P + M Xylene	72891-12	<0.50	40.0	40.0	42.7	41.6	ug/L	EPA 8260B	5/6/10	107	104	2.46	76.8-120	25
Tert-Butanol	72891-12	<5.0	199	199	208	202	ug/L	EPA 8260B	5/6/10	104	102	2.57	80-120	25
Tert-amyl-methyl ether	72891-12	<0.50	40.8	40.8	37.0	40.0	ug/L	EPA 8260B	5/6/10	90.6	97.9	7.76	78.9-120	25
Tetrachloroethene	72891-12	<0.50	40.0	40.0	40.2	40.3	ug/L	EPA 8260B	5/6/10	100	101	0.365	77.0-120	25
Toluene	72891-12	<0.50	40.0	40.0	41.2	41.5	ug/L	EPA 8260B	5/6/10	103	104	0.610	80-120	25

QC Report : Matrix Spike/ Matrix Spike Duplicate

Project Name : **Tesoro - Livermore**Project Number : **01LV**

Parameter	Spiked Sample	Sample Value	Spike Level	Spike Dup. Level	Spiked Sample Value	Duplicate Spiked Sample Value	Units	Analysis Method	Date Analyzed	Spiked Sample Percent Recov.	Duplicate Spiked Sample Percent Recov.	Relative Percent Diff.	Spiked Sample Percent Recov. Limit	Relative Percent Diff. Limit
Trichloroethene	72891-12	<0.50	40.0	40.0	40.8	39.8	ug/L	EPA 8260B	5/6/10	102	99.6	2.31	80-120	25
1,2-Dibromoethane	72901-04	<0.50	40.0	40.0	34.8	35.1	ug/L	EPA 8260B	5/5/10	87.1	87.8	0.788	80-120	25
1,2-Dichloroethane	72901-04	<0.50	40.0	40.0	34.8	34.4	ug/L	EPA 8260B	5/5/10	87.1	86.1	1.08	75.7-122	25
Benzene	72901-04	52	40.0	40.0	88.4	86.5	ug/L	EPA 8260B	5/5/10	90.0	85.4	5.30	80-120	25
Diisopropyl ether	72901-04	<0.50	39.5	39.5	33.1	33.1	ug/L	EPA 8260B	5/5/10	83.9	83.9	0.00553	80-120	25
Ethanol	72901-04	19	100	100	152	153	ug/L	EPA 8260B	5/5/10	132	134	0.847	55.1-159	25
Ethyl-tert-butyl ether	72901-04	<0.50	39.9	39.9	31.5	31.7	ug/L	EPA 8260B	5/5/10	78.9	79.5	0.849	76.5-120	25
Ethylbenzene	72901-04	220	40.0	40.0	274	265	ug/L	EPA 8260B	5/5/10	125	102	20.7	80-120	25
Methanol	72901-04	<50	1000	1000	1450	1440	ug/L	EPA 8260B	5/5/10	145	143	1.06	53.2-147	25

QC Report : Matrix Spike/ Matrix Spike Duplicate

Project Name : **Tesoro - Livermore**Project Number : **01LV**

Parameter	Spiked Sample	Sample Value	Spike Level	Spike Dup. Level	Spiked Sample Value	Duplicate Spiked Sample Value	Units	Analysis Method	Date Analyzed	Spiked Sample Percent Recov.	Duplicate Spiked Sample Percent Recov.	Relative Percent Diff.	Spiked Sample Percent Recov. Limit	Relative Percent Diff. Limit
Methyl-t-butyl ether	72901-04	1.0	40.2	40.2	32.6	32.6	ug/L	EPA 8260B	5/5/10	78.4	78.5	0.0802	69.7-121	25
P + M Xylene	72901-04	16	40.0	40.0	57.1	55.6	ug/L	EPA 8260B	5/5/10	102	98.5	3.78	76.8-120	25
Tert-Butanol	72901-04	<5.0	199	199	201	204	ug/L	EPA 8260B	5/5/10	101	102	1.34	80-120	25
Tert-amyl-methyl ether	72901-04	<0.50	40.8	40.8	33.0	33.4	ug/L	EPA 8260B	5/5/10	80.8	81.7	1.13	78.9-120	25
Tetrachloroethene	72901-04	<0.50	40.0	40.0	33.6	33.1	ug/L	EPA 8260B	5/5/10	84.0	82.8	1.40	77.0-120	25
Toluene	72901-04	8.1	40.0	40.0	42.7	42.0	ug/L	EPA 8260B	5/5/10	86.5	84.6	2.17	80-120	25
Trichloroethene	72901-04	<0.50	40.0	40.0	34.3	33.7	ug/L	EPA 8260B	5/5/10	85.8	84.2	1.86	80-120	25
Sulfate	72894-03	< 0.50	2.50	2.50	2.77	2.75	mg/L	EPA 300.0	5/5/10	91.1	90.3	0.738	85.0-115	10
Nitrate as N	72894-03	< 0.10	0.500	0.500	0.417	0.410	mg/L	EPA 300.0	5/5/10	81.7	80.4	1.56	85.0-115	10

QC Report : Matrix Spike/ Matrix Spike Duplicate

Project Name : **Tesoro - Livermore**

Project Number : **01LV**

Parameter	Spiked Sample	Sample Value	Spike Level	Spike Dup. Level	Spiked Sample Value	Duplicate Spiked Sample Value	Units	Analysis Method	Date Analyzed	Spiked Sample Percent Recov.	Duplicate Spiked Sample Percent Recov.	Relative Percent Diff.	Spiked Sample Percent Recov. Limit	Relative Percent Diff. Limit
Sulfate	72677-07	< 0.50	2.50	2.50	2.46	2.46	mg/L	EPA 300.0	5/6/10	90.6	90.4	0.207	85.0-115	10
Sulfate	72960-01	4.0	2.50	2.50	6.16	6.24	mg/L	EPA 300.0	5/10/10	87.8	90.8	1.19	85.0-115	10

QC Report : Laboratory Control Sample (LCS)Project Name : **Tesoro - Livermore**Project Number : **01LV**

Parameter	Spike Level	Units	Analysis Method	Date Analyzed	LCS Percent Recov.	LCS Percent Recov. Limit
1,2-Dibromoethane	40.0	ug/L	EPA 8260B	5/5/10	109	80-120
1,2-Dichloroethane	40.0	ug/L	EPA 8260B	5/5/10	114	75.7-122
Benzene	40.0	ug/L	EPA 8260B	5/5/10	98.9	80-120
Diisopropyl ether	39.5	ug/L	EPA 8260B	5/5/10	99.8	80-120
Ethanol	100	ug/L	EPA 8260B	5/5/10	80.3	55.1-159
Ethyl-tert-butyl ether	39.9	ug/L	EPA 8260B	5/5/10	98.6	76.5-120
Ethylbenzene	40.0	ug/L	EPA 8260B	5/5/10	96.8	80-120
Methanol	1000	ug/L	EPA 8260B	5/5/10	87.0	53.2-147
Methyl-t-butyl ether	40.2	ug/L	EPA 8260B	5/5/10	100	69.7-121
P + M Xylene	40.0	ug/L	EPA 8260B	5/5/10	94.6	76.8-120
Tert-Butanol	199	ug/L	EPA 8260B	5/5/10	94.5	80-120
Tert-amyl-methyl ether	40.8	ug/L	EPA 8260B	5/5/10	100	78.9-120
Tetrachloroethene	40.0	ug/L	EPA 8260B	5/5/10	98.6	77.0-120
Toluene	40.0	ug/L	EPA 8260B	5/5/10	98.9	80-120
Trichloroethene	40.0	ug/L	EPA 8260B	5/5/10	112	80-120
1,2-Dibromoethane	40.2	ug/L	EPA 8260B	5/6/10	102	80-120
1,2-Dichloroethane	40.2	ug/L	EPA 8260B	5/6/10	94.0	75.7-122
Benzene	40.2	ug/L	EPA 8260B	5/6/10	102	80-120
Diisopropyl ether	39.6	ug/L	EPA 8260B	5/6/10	98.0	80-120
Ethanol	101	ug/L	EPA 8260B	5/6/10	123	55.1-159
Ethyl-tert-butyl ether	40.1	ug/L	EPA 8260B	5/6/10	91.2	76.5-120
Ethylbenzene	40.2	ug/L	EPA 8260B	5/6/10	105	80-120

QC Report : Laboratory Control Sample (LCS)Project Name : **Tesoro - Livermore**Project Number : **01LV**

Parameter	Spike Level	Units	Analysis Method	Date Analyzed	LCS Percent Recov.	LCS Percent Recov. Limit
Methanol	1010	ug/L	EPA 8260B	5/6/10	130	53.2-147
Methyl-t-butyl ether	40.4	ug/L	EPA 8260B	5/6/10	86.6	69.7-121
P + M Xylene	40.2	ug/L	EPA 8260B	5/6/10	105	76.8-120
TPH as Gasoline	506	ug/L	EPA 8260B	5/6/10	105	70.0-130
Tert-Butanol	200	ug/L	EPA 8260B	5/6/10	100	80-120
Tert-amyl-methyl ether	41.0	ug/L	EPA 8260B	5/6/10	92.0	78.9-120
Tetrachloroethene	40.2	ug/L	EPA 8260B	5/6/10	101	77.0-120
Toluene	40.2	ug/L	EPA 8260B	5/6/10	103	80-120
Trichloroethene	40.2	ug/L	EPA 8260B	5/6/10	99.2	80-120
1,2-Dibromoethane	39.9	ug/L	EPA 8260B	5/5/10	101	80-120
1,2-Dichloroethane	39.9	ug/L	EPA 8260B	5/5/10	103	75.7-122
Benzene	39.9	ug/L	EPA 8260B	5/5/10	102	80-120
Diisopropyl ether	39.4	ug/L	EPA 8260B	5/5/10	101	80-120
Ethanol	100	ug/L	EPA 8260B	5/5/10	102	55.1-159
Ethyl-tert-butyl ether	39.8	ug/L	EPA 8260B	5/5/10	94.8	76.5-120
Ethylbenzene	39.9	ug/L	EPA 8260B	5/5/10	93.9	80-120
Methanol	999	ug/L	EPA 8260B	5/5/10	118	53.2-147
Methyl-t-butyl ether	40.1	ug/L	EPA 8260B	5/5/10	88.0	69.7-121
P + M Xylene	39.9	ug/L	EPA 8260B	5/5/10	99.3	76.8-120
TPH as Gasoline	505	ug/L	EPA 8260B	5/5/10	98.2	70.0-130
Tert-Butanol	199	ug/L	EPA 8260B	5/5/10	101	80-120
Tert-amyl-methyl ether	40.7	ug/L	EPA 8260B	5/5/10	96.2	78.9-120

QC Report : Laboratory Control Sample (LCS)Project Name : **Tesoro - Livermore**Project Number : **01LV**

Parameter	Spike Level	Units	Analysis Method	Date Analyzed	LCS Percent Recov.	LCS Percent Recov. Limit
Tetrachloroethene	39.9	ug/L	EPA 8260B	5/5/10	98.1	77.0-120
Toluene	39.9	ug/L	EPA 8260B	5/5/10	100	80-120
Trichloroethene	39.9	ug/L	EPA 8260B	5/5/10	100	80-120
Sulfate	2.50	mg/L	EPA 300.0	5/5/10	97.8	85.0-115
Nitrate as N	0.500	mg/L	EPA 300.0	5/5/10	96.1	85.0-115
Sulfate	2.50	mg/L	EPA 300.0	5/6/10	91.5	85.0-115
Sulfate	2.50	mg/L	EPA 300.0	5/10/10	89.9	85.0-115



Subcontract Laboratory Report Attachments

CALIFORNIA LABORATORY SERVICES

3249 Fitzgerald Road Rancho Cordova, CA 95742

May 12, 2010

CLS Work Order #: CTE0104
COC #: 72894


Scott Forbes
KIFF Analytical
2795 Second St. Suite 300
Davis, CA 95616

Project Name: Tesoro Livermore

Enclosed are the results of analyses for samples received by the laboratory on 05/05/10 08:24. Samples were analyzed pursuant to client request utilizing EPA or other ELAP approved methodologies. I certify that the results are in compliance both technically and for completeness.

Analytical results are attached to this letter. Please call if we can provide additional assistance.

Sincerely,



James Liang, Ph.D.
Laboratory Director

CA DOHS ELAP Accreditation/Registration number 1233

CALIFORNIA LABORATORY SERVICES

KIFF Analytical 2795 Second St. Suite 300 Davis, CA 95616	Project: Tesoro Livermore Project Number: [none] Project Manager: Scott Forbes	CLS Work Order #: CTE0104 COC #: 72894
---	--	---

REVISED

KIFF Analytical LLC		2795 Second Street, Suite 300 Davis, CA 95618 Lab: 530.297.4800 Fax: 530.297.4808		California Laboratory Services 3249 Fitzgerald Road Rancho Cordova, CA 95742 916-638-7301		COC No. 72894 Page 1 of 1	
Project Contact (Hardcopy or PDF to): Scott Forbes				EDF Report? NO		Chain-of-Custody Record and Analysis Request	
Company/Address: Kiff Analytical				Recommended but not mandatory to complete this section: Sampling Company Log Code: EFSP			
Phone No.: 530-297-4800		FAX No.: 530-297-4808		Global ID: T0600101410			
Project Number:		P.O. No.: 72894		Deliverables to (Email Address): inbox@kiffanalytical.com			
Project Name: Tesoro - Livermore				Container / Preservative		Matrix	
Project Address:		Sampling		1-L Poly None		250ml Poly None	
Sample Designation		Date Time		Water		Biochemical Oxygen Demand	
						Iron, Ferrous	
DW-1		05/04/10 07:55		X		X	
MW-4		05/04/10 08:42		X		X	
MW-6		05/04/10 10:05		X		X X	
DW-2		05/04/10 10:44		X		X X	
MW-9		05/04/10 13:34		X		X X	
DW-7		05/04/10 12:14		X		X X	
Relinquished by:				Date	Time	Received by:	
Relinquished by:				Date	Time	Received by:	
Relinquished by:				Date	Time	Received by Laboratory:	
Remarks:						Bill to: Accounts Payable	

CALIFORNIA LABORATORY SERVICES

KIFF Analytical 2795 Second St. Suite 300 Davis, CA 95616	Project: Tesoro Livermore Project Number: [none] Project Manager: Scott Forbes	CLS Work Order #: CTE0104 COC #: 72894
---	--	---

Conventional Chemistry Parameters by APHA/EPA Methods

Analyte	Result	Reporting Limit	Units	Dilution	Batch	Prepared	Analyzed	Method	Notes
DW-1 (CTE0104-01) Water Sampled: 05/04/10 07:55 Received: 05/05/10 08:24									
Biochemical Oxygen Demand	3.9	3.0	mg/L	1	CT03158	05/06/10	05/11/10	SM5210B	
MW-4 (CTE0104-02) Water Sampled: 05/04/10 08:42 Received: 05/05/10 08:24									
Biochemical Oxygen Demand	ND	3.0	mg/L	1	CT03158	05/06/10	05/11/10	SM5210B	
MW-6 (CTE0104-03) Water Sampled: 05/04/10 10:05 Received: 05/05/10 08:24									
Biochemical Oxygen Demand	16	3.0	mg/L	1	CT03158	05/06/10	05/11/10	SM5210B	
Ferrous Iron	1.0	0.10	"	"	CT03110	05/05/10	05/05/10	SM3500-Fe D	
DW-2 (CTE0104-04) Water Sampled: 05/04/10 10:44 Received: 05/05/10 08:24									
Biochemical Oxygen Demand	10	3.0	mg/L	1	CT03158	05/06/10	05/11/10	SM5210B	
Ferrous Iron	ND	0.10	"	"	CT03110	05/05/10	05/05/10	SM3500-Fe D	
MW-9 (CTE0104-05) Water Sampled: 05/04/10 13:34 Received: 05/05/10 08:24									
Biochemical Oxygen Demand	ND	3.0	mg/L	1	CT03158	05/06/10	05/11/10	SM5210B	
Ferrous Iron	0.72	0.10	"	"	CT03110	05/05/10	05/05/10	SM3500-Fe D	
DW-7 (CTE0104-06) Water Sampled: 05/04/10 12:14 Received: 05/05/10 08:24									
Biochemical Oxygen Demand	ND	3.0	mg/L	1	CT03158	05/06/10	05/11/10	SM5210B	
Ferrous Iron	ND	0.10	"	"	CT03110	05/05/10	05/05/10	SM3500-Fe D	

CALIFORNIA LABORATORY SERVICES

KIFF Analytical 2795 Second St. Suite 300 Davis, CA 95616	Project: Tesoro Livermore Project Number: [none] Project Manager: Scott Forbes	CLS Work Order #: CTE0104 COC #: 72894
---	--	---

Conventional Chemistry Parameters by APHA/EPA Methods - Quality Control

Analyte	Result	Reporting Limit	Units	Spike Level	Source Result	%REC	%REC Limits	RPD	RPD Limit	Notes
---------	--------	-----------------	-------	-------------	---------------	------	-------------	-----	-----------	-------

Batch CT03110 - General Preparation

Blank (CT03110-BLK1)				Prepared & Analyzed: 05/05/10						
Ferrous Iron	ND	0.10	mg/L							
LCS (CT03110-BS1)				Prepared & Analyzed: 05/05/10						
Ferrous Iron	0.259	0.10	mg/L	0.250		104	80-120			
LCS Dup (CT03110-BSD1)				Prepared & Analyzed: 05/05/10						
Ferrous Iron	0.254	0.10	mg/L	0.250		102	80-120	2	25	
Matrix Spike (CT03110-MS1)				Source: CTE0104-06		Prepared & Analyzed: 05/05/10				
Ferrous Iron	0.265	0.10	mg/L	0.250	0.00500	104	75-125			
Matrix Spike Dup (CT03110-MSD1)				Source: CTE0104-06		Prepared & Analyzed: 05/05/10				
Ferrous Iron	0.265	0.10	mg/L	0.250	0.00500	104	75-125	0	30	

Batch CT03158 - General

Blank (CT03158-BLK1)				Prepared: 05/06/10 Analyzed: 05/11/10						
Biochemical Oxygen Demand	ND	3.0	mg/L							
LCS (CT03158-BS1)				Prepared: 05/06/10 Analyzed: 05/11/10						
Biochemical Oxygen Demand	171	3.0	mg/L	167		103	83-138			
LCS Dup (CT03158-BSD1)				Prepared: 05/06/10 Analyzed: 05/11/10						
Biochemical Oxygen Demand	177	3.0	mg/L	167		106	83-138	3	21	

CALIFORNIA LABORATORY SERVICES

Page 4 of 4

05/12/10 10:24

KIFF Analytical
2795 Second St. Suite 300
Davis, CA 95616

Project: Tesoro Livermore
Project Number: [none]
Project Manager: Scott Forbes

CLS Work Order #: CTE0104
COC #: 72894

Notes and Definitions

DET Analyte DETECTED
ND Analyte NOT DETECTED at or above the reporting limit
NR Not Reported
dry Sample results reported on a dry weight basis
RPD Relative Percent Difference

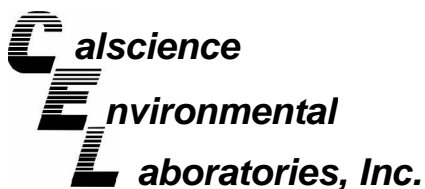
CA DOHS ELAP Accreditation/Registration Number 1233

3249 Fitzgerald Road Rancho Cordova, CA 95742

www.californialab.com

916-638-7301

Fax: 916-638-4510



May 12, 2010

Joel Kiff
Kiff Analytical
2795 2nd Street, Suite 300
Davis, CA 95616-6593

Subject: **CalScience Work Order No.: 10-05-0409**
Client Reference: Tesoro - Livermore

Dear Client:

Enclosed is an analytical report for the above-referenced project. The samples included in this report were received 5/6/2010 and analyzed in accordance with the attached chain-of-custody.

Unless otherwise noted, all analytical testing was accomplished in accordance with the guidelines established in our Quality Systems Manual, applicable standard operating procedures, and other related documentation. The original report of subcontracted analysis, if any, is provided herein, and follows the standard CalScience data package. The results in this analytical report are limited to the samples tested and any reproduction thereof must be made in its entirety.

If you have any questions regarding this report, please do not hesitate to contact the undersigned.

Sincerely,

A handwritten signature in cursive script that reads "Amanda Porter".

CalScience Environmental
Laboratories, Inc.
Amanda Porter
Project Manager

Analytical Report



Kiff Analytical
2795 2nd Street, Suite 300
Davis, CA 95616-6593

Date Received: 05/06/10
Work Order No: 10-05-0409
Preparation: N/A
Method: RSK-175M

Project: Tesoro - Livermore

Page 1 of 2

Client Sample Number	Lab Sample Number	Date/Time Collected	Matrix	Instrument	Date Prepared	Date/Time Analyzed	QC Batch ID
DW-1	10-05-0409-1-A	05/04/10 07:55	Aqueous	GC 52	N/A	05/06/10 00:00	100506L01

Parameter	Result	RL	DF	Qual	Units
Methane	125	1.00	1		ug/L

MW-4	10-05-0409-2-A	05/04/10 08:42	Aqueous	GC 52	N/A	05/06/10 00:00	100506L01
------	----------------	-------------------	---------	-------	-----	-------------------	-----------

Parameter	Result	RL	DF	Qual	Units
Methane	ND	1.00	1		ug/L

MW-6	10-05-0409-3-A	05/04/10 10:05	Aqueous	GC 52	N/A	05/06/10 00:00	100506L01
------	----------------	-------------------	---------	-------	-----	-------------------	-----------

Parameter	Result	RL	DF	Qual	Units
Methane	3700	20.0	20		ug/L

DW-2	10-05-0409-4-A	05/04/10 10:44	Aqueous	GC 52	N/A	05/06/10 00:00	100506L01
------	----------------	-------------------	---------	-------	-----	-------------------	-----------

Parameter	Result	RL	DF	Qual	Units
Methane	1760	8.00	8		ug/L

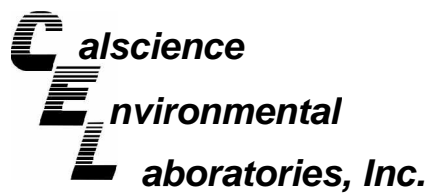
MW-9	10-05-0409-5-A	05/04/10 13:34	Aqueous	GC 52	N/A	05/06/10 00:00	100506L01
------	----------------	-------------------	---------	-------	-----	-------------------	-----------

Parameter	Result	RL	DF	Qual	Units
Methane	384	8.00	8		ug/L

DW-7	10-05-0409-6-A	05/04/10 12:14	Aqueous	GC 52	N/A	05/06/10 00:00	100506L01
------	----------------	-------------------	---------	-------	-----	-------------------	-----------

Parameter	Result	RL	DF	Qual	Units
Methane	2100	8.00	8		ug/L

RL - Reporting Limit , DF - Dilution Factor , Qual - Qualifiers



Analytical Report



Kiff Analytical
2795 2nd Street, Suite 300
Davis, CA 95616-6593

Date Received: 05/06/10
Work Order No: 10-05-0409
Preparation: N/A
Method: RSK-175M

Project: Tesoro - Livermore

Page 2 of 2

Client Sample Number	Lab Sample Number	Date/Time Collected	Matrix	Instrument	Date Prepared	Date/Time Analyzed	QC Batch ID
Method Blank	099-12-663-965	N/A	Aqueous	GC 52	N/A	05/06/10 00:00	100506L01

<u>Parameter</u>	<u>Result</u>	<u>RL</u>	<u>DF</u>	<u>Qual</u>	<u>Units</u>
Methane	ND	1.00	1		ug/L

RL - Reporting Limit , DF - Dilution Factor , Qual - Qualifiers

Analytical Report



Kiff Analytical
2795 2nd Street, Suite 300
Davis, CA 95616-6593

Date Received: 05/06/10
Work Order No: 10-05-0409

Project: Tesoro - Livermore

Page 1 of 2

Client Sample Number	Lab Sample Number	Date Collected	Matrix
DW-1	10-05-0409-1	05/04/10	Aqueous

Parameter	Result	RL	DF	Qual	Units	Date Prepared	Date Analyzed	Method
Chemical Oxygen Demand	21	5.0	1		mg/L	05/07/10	05/07/10	EPA 410.4
Alkalinity, Total (as CaCO ₃)	346	5.0	1		mg/L	N/A	05/10/10	SM 2320B
Carbon, Total Organic	2.9	0.50	1		mg/L	N/A	05/06/10	SM 5310 D

MW-4	10-05-0409-2	05/04/10	Aqueous
------	--------------	----------	---------

Parameter	Result	RL	DF	Qual	Units	Date Prepared	Date Analyzed	Method
Chemical Oxygen Demand	ND	5.0	1		mg/L	05/07/10	05/07/10	EPA 410.4
Alkalinity, Total (as CaCO ₃)	467	5.0	1		mg/L	N/A	05/10/10	SM 2320B
Carbon, Total Organic	1.8	0.50	1		mg/L	N/A	05/06/10	SM 5310 D


MW-6	10-05-0409-3	05/04/10	Aqueous
------	--------------	----------	---------

Parameter	Result	RL	DF	Qual	Units	Date Prepared	Date Analyzed	Method
Chemical Oxygen Demand	52	5.0	1		mg/L	05/07/10	05/07/10	EPA 410.4
Alkalinity, Total (as CaCO ₃)	588	5.0	1		mg/L	N/A	05/10/10	SM 2320B
Carbon, Total Organic	7.9	0.50	1		mg/L	N/A	05/06/10	SM 5310 D

DW-2	10-05-0409-4	05/04/10	Aqueous
------	--------------	----------	---------

Parameter	Result	RL	DF	Qual	Units	Date Prepared	Date Analyzed	Method
Chemical Oxygen Demand	30	5.0	1		mg/L	05/07/10	05/07/10	EPA 410.4
Alkalinity, Total (as CaCO ₃)	463	5.0	1		mg/L	N/A	05/10/10	SM 2320B
Carbon, Total Organic	5.6	0.50	1		mg/L	N/A	05/06/10	SM 5310 D

RL - Reporting Limit , DF - Dilution Factor , Qual - Qualifiers



Analytical Report



Kiff Analytical
2795 2nd Street, Suite 300
Davis, CA 95616-6593

Date Received: 05/06/10
Work Order No: 10-05-0409

Project: Tesoro - Livermore

Page 2 of 2

Client Sample Number	Lab Sample Number	Date Collected	Matrix
MW-9	10-05-0409-5	05/04/10	Aqueous

Parameter	Result	RL	DF	Qual	Units	Date Prepared	Date Analyzed	Method
Chemical Oxygen Demand	42	5.0	1		mg/L	05/07/10	05/07/10	EPA 410.4
Alkalinity, Total (as CaCO ₃)	521	5.0	1		mg/L	N/A	05/10/10	SM 2320B
Carbon, Total Organic	4.1	0.50	1		mg/L	N/A	05/06/10	SM 5310 D


DW-7	10-05-0409-6	05/04/10	Aqueous
------	--------------	----------	---------

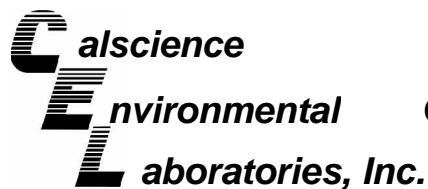
Parameter	Result	RL	DF	Qual	Units	Date Prepared	Date Analyzed	Method
Chemical Oxygen Demand	29	5.0	1		mg/L	05/07/10	05/07/10	EPA 410.4
Alkalinity, Total (as CaCO ₃)	202	5.0	1		mg/L	N/A	05/10/10	SM 2320B
Carbon, Total Organic	5.1	0.50	1		mg/L	N/A	05/06/10	SM 5310 D

Method Blank	N/A	Aqueous
--------------	-----	---------

Parameter	Result	RL	DF	Qual	Units	Date Prepared	Date Analyzed	Method
Chemical Oxygen Demand	ND	5.0	1		mg/L	05/07/10	05/07/10	EPA 410.4
Alkalinity, Total (as CaCO ₃)	ND	1.0	1		mg/L	N/A	05/10/10	SM 2320B
Carbon, Total Organic	ND	0.50	1		mg/L	N/A	05/06/10	SM 5310 D

RL - Reporting Limit , DF - Dilution Factor , Qual - Qualifiers





Quality Control - Spike/Spike Duplicate



Kiff Analytical
2795 2nd Street, Suite 300
Davis, CA 95616-6593


Date Received: N/A
Work Order No: 10-05-0409

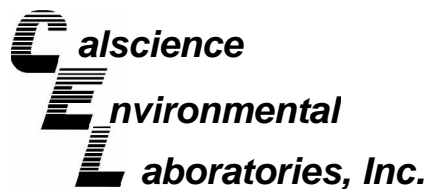
Project: Tesoro - Livermore

Matrix: Aqueous or Solid

<u>Parameter</u>	<u>Method</u>	<u>Quality Control Sample ID</u>	<u>Date Analyzed</u>	<u>Date Extracted</u>	<u>MS% REC</u>	<u>MSD % REC</u>	<u>%REC CL</u>	<u>RPD</u>	<u>RPD CL</u>	<u>Qualifiers</u>
Carbon, Total Organic	SM 5310 D	10-05-0443-3	05/06/10	N/A	92	92	75-125	0	0-25	

RPD - Relative Percent Difference , CL - Control Limit





Quality Control - Duplicate



Kiff Analytical
2795 2nd Street, Suite 300
Davis, CA 95616-6593

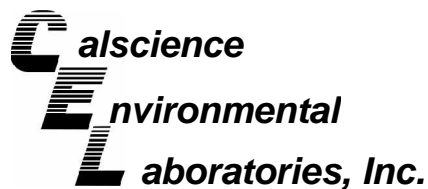
Date Received: N/A
Work Order No: 10-05-0409

Project: Tesoro - Livermore

Matrix: Aqueous or Solid

<u>Parameter</u>	<u>Method</u>	<u>QC Sample ID</u>	<u>Date Analyzed</u>	<u>Sample Conc</u>	<u>DUP Conc</u>	<u>RPD</u>	<u>RPD CL</u>	<u>Qualifiers</u>
Alkalinity, Total (as CaCO ₃)	SM 2320B	10-05-0740-1	05/10/10	280	282	1	0-25	
Bicarbonate (as CaCO ₃)	SM 2320B	10-05-0740-1	05/10/10	280	282	1	0-25	
Carbonate (as CaCO ₃)	SM 2320B	10-05-0740-1	05/10/10	ND	ND	NA	0-25	
Hydroxide (as CaCO ₃)	SM 2320B	10-05-0740-1	05/10/10	ND	ND	NA	0-25	
Chemical Oxygen Demand	EPA 410.4	10-05-0476-4	05/07/10	13	13	0	0-25	

RPD - Relative Percent Difference , CL - Control Limit



Quality Control - LCS/LCS Duplicate



Kiff Analytical
2795 2nd Street, Suite 300
Davis, CA 95616-6593


Date Received: N/A
Work Order No: 10-05-0409
Preparation: N/A
Method: RSK-175M

Project: Tesoro - Livermore

Quality Control Sample ID	Matrix	Instrument	Date Prepared	Date Analyzed	LCS/LCSD Batch Number
099-12-663-965	Aqueous	GC 52	N/A	05/06/10	100506L01

<u>Parameter</u>	<u>LCS %REC</u>	<u>LCSD %REC</u>	<u>%REC CL</u>	<u>RPD</u>	<u>RPD CL</u>	<u>Qualifiers</u>
Methane	94	92	79-109	2	0-20	

RPD - Relative Percent Difference , CL - Control Limit





Kiff Analytical
 2795 2nd Street, Suite 300
 Davis, CA 95616-6593

Date Received: N/A
 Work Order No: 10-05-0409

Project: Tesoro - Livermore

Matrix: Aqueous or Solid

<u>Parameter</u>	<u>Method</u>	<u>Quality Control Sample ID</u>	<u>Date Analyzed</u>	<u>Date Extracted</u>	<u>Conc. Added</u>	<u>Conc. Recovered</u>	<u>LCS %Rec</u>	<u>%Rec. CL</u>	<u>Qualifiers</u>
Carbon, Total Organic	SM 5310 D	099-05-097-3,886	05/06/10	N/A	5.00	4.74	95	80-120	

RPD - Relative Percent Difference , CL - Control Limit

Work Order Number: 10-05-0409

<u>Qualifier</u>	<u>Definition</u>
*	See applicable analysis comment.
<	Less than the indicated value.
>	Greater than the indicated value.
1	Surrogate compound recovery was out of control due to a required sample dilution, therefore, the sample data was reported without further clarification.
2	Surrogate compound recovery was out of control due to matrix interference. The associated method blank surrogate spike compound was in control and, therefore, the sample data was reported without further clarification.
3	Recovery of the Matrix Spike (MS) or Matrix Spike Duplicate (MSD) compound was out of control due to matrix interference. The associated LCS and/or LCSD was in control and, therefore, the sample data was reported without further clarification.
4	The MS/MSD RPD was out of control due to matrix interference. The LCS/LCSD RPD was in control and, therefore, the sample data was reported without further clarification.
5	The PDS/PDSD or PES/PESD associated with this batch of samples was out of control due to a matrix interference effect. The associated batch LCS/LCSD was in control and, hence, the associated sample data was reported without further clarification.
B	Analyte was present in the associated method blank.
E	Concentration exceeds the calibration range.
J	Analyte was detected at a concentration below the reporting limit and above the laboratory method detection limit. Reported value is estimated.
ME	LCS Recovery Percentage is within LCS ME Control Limit range.
ND	Parameter not detected at the indicated reporting limit.
Q	Spike recovery and RPD control limits do not apply resulting from the parameter concentration in the sample exceeding the spike concentration by a factor of four or greater.
X	% Recovery and/or RPD out-of-range.
Z	Analyte presence was not confirmed by second column or GC/MS analysis. Solid - Unless otherwise indicated, solid sample data is reported on a wet weight basis, not corrected for % moisture.





2795 Second Street, Suite 300
 Davis, CA 95618
 Lab: 530.297.4800
 Fax: 530.297.4808

Calscience
 7440 Lincoln Way
 Garden Grove, CA 92841-1427
 714-895-5494

COC No. **72894**

0409

Project Contact (Hardcopy or PDF to): **Scott Forbes**
 EDF Report? **NO**
Chain-of-Custody Record and Analysis Request

Company/Address: **Kiff Analytical**
 Recommended but not mandatory to complete this section:
 Sampling Company Log Code: **EFSP**

Phone No.: **530-297-4800** FAX No.: **530-297-4808**
 Project Number: **72894** P.O. No.: **72894**
 Global ID: **T0600101410**
 Deliverables to (Email Address): **inbox@kiffanalytical.com**

Sample Designation	Sampling		Container / Preservative				Matrix		Alkalinity SM 2320 (1)	Chemical Oxygen Demand	Hydrocarbons in Water by RSK 175 (1)	Total Organic Carbon	Analysis Request										TAT	For Lab Use Only							
	Date	Time	250ml Glass H2SO4	250ml Poly None	VOA 40 ml HCl			Water																							
DW-1	05/04/10	07:55	1	2	2				X																			X			1
MW-4	05/04/10	08:42	1	2	2				X																			X			2
MW-6	05/04/10	10:05	1	2	2				X																			X			3
DW-2	05/04/10	10:44	1	2	2				X																			X			4
MW-9	05/04/10	13:34	1	2	2				X																			X			5
DW-7	05/04/10	12:14	1	2	2				X																			X			6

Relinquished by: <i>Sofia Alban</i>	Date: <i>05/05/10</i>	Time: <i>1900</i>	Received by:
Relinquished by:	Date:	Time:	Received by:
Relinquished by: <i>ONTRAC</i>	Date: <i>5/6/10</i>	Time: <i>10:30</i>	Received by Laboratory: <i>Julia R. ca</i>

Remarks: Please refer to attached Test Detail.

Bill to: **Accounts Payable**

Test Detail for Kiff Work Order: 72894

Alkalinity SM 2320 (1)

Alkalinity, Total (as CaCO₃)

Hydrocarbons in Water by RSK 175 (1)

Methane

0409



FROM (Company)
 KIFF ANALYTICAL*
 Street Address
 2795 2ND STREET Suite 300
 City
 DAVIS
 State Zip Code (Required) Phone Number
 CA 95616 (530) 297-4800


PLEASE PRINT IN BLOCK LETTERS with Blue / Black Ink

TO (Company) WE CANNOT DELIVER TO A P.O. BOX
 CAL SCIENCE ENVIRONMENTAL
 Street Address
 7440 LINCOLN WAY
 Suite # City
 GARDEN GROVE
 State Zip Code (Required) Phone Number
 CA 92841 714-895-5494
 Recipient's Name
 SAMPLE RECEIVING
 Shipper's Ref. #
 SUB

Account Number B10255836293
 Date 08/05/09 136600



Service Options	Billing Information	Weight
<input checked="" type="checkbox"/> SUNRISE - BY 10:30 AM* <input type="checkbox"/> SUNRISE GOLD - BY 8:00 AM* <input type="checkbox"/> HEAVYWEIGHT** <input type="checkbox"/> Saturday Delivery - Extra Charge (see Service Guide for details) <input type="checkbox"/> HOLD FOR PICKUP <input type="checkbox"/> Declared Value \$ (maximum \$25,000) <input type="checkbox"/> C.O.D. Amount \$, Limit \$10,000 (affix C.O.D. tag to package)	<input checked="" type="checkbox"/> Bill Shipper's Account <input type="checkbox"/> Bill Other Acct # <input type="checkbox"/> Secured Payment (Money Order or Certified Check) <input type="checkbox"/> Unsecured Payment (Company Check or Personal Check)	<input type="checkbox"/> 8 oz. Letter or Weight lbs. (Subject to verification) Dim weight charge if greater than actual weight L in. X W in. X H in. +200 = _____
<small>*Minimum charge \$10.00. Delivery by 5:00 P.M. **Note: delivery times for all services may be later in some areas. Check service guide or visit our website for details.</small>	<small>If none is selected, shipper will be invoiced.</small>	
Driver # _____ Pick-up Time _____ Shipper's Name Drivers' Initials A A B a l a w i	Shipper's Signature 	



WORK ORDER #: 10-05-0409

SAMPLE RECEIPT FORM

Cooler 1 of 1

CLIENT: KIFF

DATE: 05/06/10

TEMPERATURE: Thermometer ID: SC1 (Criteria: 0.0 °C – 6.0 °C, not frozen)

Temperature 1.2 °C + 0.5 °C (CF) = 1.7 °C Blank Sample

Sample(s) outside temperature criteria (PM/APM contacted by: _____).

Sample(s) outside temperature criteria but received on ice/chilled on same day of sampling.

Received at ambient temperature, placed on ice for transport by Courier.

Ambient Temperature: Air Filter Metals Only PCBs Only Initial: PS

CUSTODY SEALS INTACT:

Cooler _____ No (Not Intact) Not Present N/A Initial: PS

Sample _____ No (Not Intact) Not Present Initial: PS

SAMPLE CONDITION:	Yes	No	N/A
Chain-Of-Custody (COC) document(s) received with samples.....	<input checked="" type="checkbox"/>	<input type="checkbox"/>	<input type="checkbox"/>
COC document(s) received complete.....	<input checked="" type="checkbox"/>	<input type="checkbox"/>	<input type="checkbox"/>
<input type="checkbox"/> Collection date/time, matrix, and/or # of containers logged in based on sample labels.			
<input type="checkbox"/> No analysis requested. <input type="checkbox"/> Not relinquished. <input type="checkbox"/> No date/time relinquished.			
Sampler's name indicated on COC.....	<input type="checkbox"/>	<input type="checkbox"/>	<input checked="" type="checkbox"/>
Sample container label(s) consistent with COC.....	<input checked="" type="checkbox"/>	<input type="checkbox"/>	<input type="checkbox"/>
Sample container(s) intact and good condition.....	<input checked="" type="checkbox"/>	<input type="checkbox"/>	<input type="checkbox"/>
Proper containers and sufficient volume for analyses requested.....	<input checked="" type="checkbox"/>	<input type="checkbox"/>	<input type="checkbox"/>
Analyses received within holding time.....	<input checked="" type="checkbox"/>	<input type="checkbox"/>	<input type="checkbox"/>
Proper preservation noted on COC or sample container.....	<input checked="" type="checkbox"/>	<input type="checkbox"/>	<input type="checkbox"/>
<input type="checkbox"/> Unpreserved vials received for Volatiles analysis			
Volatile analysis container(s) free of headspace.....	<input checked="" type="checkbox"/>	<input type="checkbox"/>	<input type="checkbox"/>
Tedlar bag(s) free of condensation.....	<input type="checkbox"/>	<input type="checkbox"/>	<input checked="" type="checkbox"/>

CONTAINER TYPE:

Solid: 4ozCGJ 8ozCGJ 16ozCGJ Sleeve (____) EnCores® TerraCores® _____

Water: VOA VOA²h VOAna₂ 125AGB 125AGBh 125AGBp 1AGB 1AGBna₂ 1AGBs

500AGB 500AGJ 500AGJs 250AGB 250CGB 250CGBs 1PB 500PB 500PBna

250PB² 250PBn 125PB 125PBz₂na 100PJ 100PJna₂ _____ _____ _____

Air: Tedlar® Summa® Other: _____ Trip Blank Lot#: _____ Labeled/Checked by: PS

Container: C: Clear A: Amber P: Plastic G: Glass J: Jar B: Bottle Z: Ziploc/Resealable Bag E: Envelope Reviewed by: JP

Preservative: h: HCL n: HNO₃ na₂: Na₂S₂O₃ na: NaOH p: H₃PO₄ s: H₂SO₄ z₂na: ZnAc₂+NaOH f: Field-filtered Scanned by: PS



Laboratory Results

Mike Purchase
Arctos Environmental
1332 Peralta Avenue
Berkeley, CA 94702

Subject : 10 Water Samples
Project Name : Tesoro - Livermore
Project Number : 01LV

Dear Mr. Purchase,

Chemical analysis of the samples referenced above has been completed. Summaries of the data are contained on the following pages. Sample(s) were received under documented chain-of-custody. US EPA protocols for sample storage and preservation were followed. Testing procedures comply with the 2003 NELAC standard. All soil samples are reported on a total weight (wet weight) basis unless noted otherwise in the case narrative. Laboratory results relate only to the samples tested. This report may be freely reproduced in full, but may only be reproduced in part with the express permission of Kiff Analytical, LLC. Kiff Analytical, LLC is certified by the State of California under the National Environmental Laboratory Accreditation Program (NELAP), lab # 08263CA. If you have any questions regarding procedures or results, please call me at 530-297-4800.

Sincerely,



Joel Kiff

Subject : 10 Water Samples
Project Name : Tesoro - Livermore
Project Number : 01LV

Case Narrative

The Method Reporting Limit for Methanol has been increased due to the presence of an interfering compound for samples IP-6 and IP-3.

California Laboratory Services provided analytical testing associated with these samples, but is not accredited by the National Environmental Laboratory Accreditation Program (NELAP).

Matrix Spike/Matrix Spike Duplicate results associated with samples MW-1 and IP-6 for the analyte Ethylbenzene were affected by the analyte concentrations already present in the un-spiked sample.

Project Name : **Tesoro - Livermore**

Project Number : **01LV**

Sample : **MW-1**

Matrix : Water

Lab Number : 72909-01

Sample Date :05/05/2010

Parameter	Measured Value	Method Reporting Limit	Units	Analysis Method	Date Analyzed
Benzene	2.2	0.50	ug/L	EPA 8260B	05/06/2010
Toluene	0.92	0.50	ug/L	EPA 8260B	05/06/2010
Ethylbenzene	5.9	0.50	ug/L	EPA 8260B	05/06/2010
Total Xylenes	2.8	0.50	ug/L	EPA 8260B	05/06/2010
Methyl-t-butyl ether (MTBE)	< 0.50	0.50	ug/L	EPA 8260B	05/06/2010
Diisopropyl ether (DIPE)	< 0.50	0.50	ug/L	EPA 8260B	05/06/2010
Ethyl-t-butyl ether (ETBE)	< 0.50	0.50	ug/L	EPA 8260B	05/06/2010
Tert-amyl methyl ether (TAME)	< 0.50	0.50	ug/L	EPA 8260B	05/06/2010
Tert-Butanol	< 5.0	5.0	ug/L	EPA 8260B	05/06/2010
Methanol	< 50	50	ug/L	EPA 8260B	05/06/2010
Ethanol	< 5.0	5.0	ug/L	EPA 8260B	05/06/2010
TPH as Gasoline	710	50	ug/L	EPA 8260B	05/06/2010
1,2-Dichloroethane	< 0.50	0.50	ug/L	EPA 8260B	05/06/2010
Trichloroethene	< 0.50	0.50	ug/L	EPA 8260B	05/06/2010
Tetrachloroethene	< 0.50	0.50	ug/L	EPA 8260B	05/06/2010
1,2-Dibromoethane	< 0.50	0.50	ug/L	EPA 8260B	05/06/2010
1,2-Dichloroethane-d4 (Surr)	99.2		% Recovery	EPA 8260B	05/06/2010
4-Bromofluorobenzene (Surr)	96.1		% Recovery	EPA 8260B	05/06/2010
Toluene - d8 (Surr)	100		% Recovery	EPA 8260B	05/06/2010

Project Name : **Tesoro - Livermore**

Project Number : **01LV**

Sample : **IP-9**

Matrix : Water

Lab Number : 72909-02

Sample Date :05/05/2010

Parameter	Measured Value	Method Reporting Limit	Units	Analysis Method	Date Analyzed
Benzene	6000	40	ug/L	EPA 8260B	05/07/2010
Toluene	19000	40	ug/L	EPA 8260B	05/07/2010
Ethylbenzene	2500	40	ug/L	EPA 8260B	05/07/2010
Total Xylenes	14000	40	ug/L	EPA 8260B	05/07/2010
Methyl-t-butyl ether (MTBE)	< 40	40	ug/L	EPA 8260B	05/07/2010
Diisopropyl ether (DIPE)	< 40	40	ug/L	EPA 8260B	05/07/2010
Ethyl-t-butyl ether (ETBE)	< 40	40	ug/L	EPA 8260B	05/07/2010
Tert-amyl methyl ether (TAME)	< 40	40	ug/L	EPA 8260B	05/07/2010
Tert-Butanol	< 200	200	ug/L	EPA 8260B	05/07/2010
Methanol	< 4000	4000	ug/L	EPA 8260B	05/07/2010
Ethanol	< 400	400	ug/L	EPA 8260B	05/07/2010
TPH as Gasoline	92000	4000	ug/L	EPA 8260B	05/07/2010
1,2-Dichloroethane	< 40	40	ug/L	EPA 8260B	05/07/2010
Trichloroethene	< 40	40	ug/L	EPA 8260B	05/07/2010
Tetrachloroethene	< 40	40	ug/L	EPA 8260B	05/07/2010
1,2-Dibromoethane	< 40	40	ug/L	EPA 8260B	05/07/2010
1,2-Dichloroethane-d4 (Surr)	103		% Recovery	EPA 8260B	05/07/2010
4-Bromofluorobenzene (Surr)	99.2		% Recovery	EPA 8260B	05/07/2010
Toluene - d8 (Surr)	100		% Recovery	EPA 8260B	05/07/2010

Project Name : **Tesoro - Livermore**

Project Number : **01LV**

Sample : **IP-8**

Matrix : Water

Lab Number : 72909-03

Sample Date :05/05/2010

Parameter	Measured Value	Method Reporting Limit	Units	Analysis Method	Date Analyzed
Benzene	3900	25	ug/L	EPA 8260B	05/07/2010
Toluene	13000	25	ug/L	EPA 8260B	05/07/2010
Ethylbenzene	2400	25	ug/L	EPA 8260B	05/07/2010
Total Xylenes	14000	25	ug/L	EPA 8260B	05/07/2010
Methyl-t-butyl ether (MTBE)	< 25	25	ug/L	EPA 8260B	05/07/2010
Diisopropyl ether (DIPE)	< 25	25	ug/L	EPA 8260B	05/07/2010
Ethyl-t-butyl ether (ETBE)	< 25	25	ug/L	EPA 8260B	05/07/2010
Tert-amyl methyl ether (TAME)	< 25	25	ug/L	EPA 8260B	05/07/2010
Tert-Butanol	< 150	150	ug/L	EPA 8260B	05/07/2010
Methanol	< 2500	2500	ug/L	EPA 8260B	05/07/2010
Ethanol	< 250	250	ug/L	EPA 8260B	05/07/2010
TPH as Gasoline	83000	2500	ug/L	EPA 8260B	05/07/2010
1,2-Dichloroethane	< 25	25	ug/L	EPA 8260B	05/07/2010
Trichloroethene	< 25	25	ug/L	EPA 8260B	05/07/2010
Tetrachloroethene	< 25	25	ug/L	EPA 8260B	05/07/2010
1,2-Dibromoethane	< 25	25	ug/L	EPA 8260B	05/07/2010
1,2-Dichloroethane-d4 (Surr)	105		% Recovery	EPA 8260B	05/07/2010
4-Bromofluorobenzene (Surr)	101		% Recovery	EPA 8260B	05/07/2010
Toluene - d8 (Surr)	99.7		% Recovery	EPA 8260B	05/07/2010

Project Name : **Tesoro - Livermore**

Project Number : **01LV**

Sample : **IP-1**

Matrix : Water

Lab Number : 72909-04

Sample Date :05/05/2010

Parameter	Measured Value	Method Reporting Limit	Units	Analysis Method	Date Analyzed
Benzene	900	7.0	ug/L	EPA 8260B	05/10/2010
Toluene	1500	7.0	ug/L	EPA 8260B	05/10/2010
Ethylbenzene	1400	7.0	ug/L	EPA 8260B	05/10/2010
Total Xylenes	5000	7.0	ug/L	EPA 8260B	05/10/2010
Methyl-t-butyl ether (MTBE)	< 7.0	7.0	ug/L	EPA 8260B	05/10/2010
Diisopropyl ether (DIPE)	< 7.0	7.0	ug/L	EPA 8260B	05/10/2010
Ethyl-t-butyl ether (ETBE)	< 7.0	7.0	ug/L	EPA 8260B	05/10/2010
Tert-amyl methyl ether (TAME)	< 7.0	7.0	ug/L	EPA 8260B	05/10/2010
Tert-Butanol	< 40	40	ug/L	EPA 8260B	05/10/2010
Methanol	< 700	700	ug/L	EPA 8260B	05/10/2010
Ethanol	< 70	70	ug/L	EPA 8260B	05/10/2010
TPH as Gasoline	33000	700	ug/L	EPA 8260B	05/10/2010
1,2-Dichloroethane	< 7.0	7.0	ug/L	EPA 8260B	05/10/2010
Trichloroethene	< 7.0	7.0	ug/L	EPA 8260B	05/10/2010
Tetrachloroethene	< 7.0	7.0	ug/L	EPA 8260B	05/10/2010
1,2-Dibromoethane	< 7.0	7.0	ug/L	EPA 8260B	05/10/2010
1,2-Dichloroethane-d4 (Surr)	95.7		% Recovery	EPA 8260B	05/10/2010
4-Bromofluorobenzene (Surr)	103		% Recovery	EPA 8260B	05/10/2010
Toluene - d8 (Surr)	98.3		% Recovery	EPA 8260B	05/10/2010

Project Name : **Tesoro - Livermore**

Project Number : **01LV**

Sample : **IP-2**

Matrix : Water

Lab Number : 72909-05

Sample Date :05/05/2010

Parameter	Measured Value	Method Reporting Limit	Units	Analysis Method	Date Analyzed
Benzene	66	0.50	ug/L	EPA 8260B	05/06/2010
Toluene	220	0.50	ug/L	EPA 8260B	05/06/2010
Ethylbenzene	61	0.50	ug/L	EPA 8260B	05/06/2010
Total Xylenes	240	0.50	ug/L	EPA 8260B	05/06/2010
Methyl-t-butyl ether (MTBE)	3.3	0.50	ug/L	EPA 8260B	05/06/2010
Diisopropyl ether (DIPE)	< 0.50	0.50	ug/L	EPA 8260B	05/06/2010
Ethyl-t-butyl ether (ETBE)	< 0.50	0.50	ug/L	EPA 8260B	05/06/2010
Tert-amyl methyl ether (TAME)	< 0.50	0.50	ug/L	EPA 8260B	05/06/2010
Tert-Butanol	< 5.0	5.0	ug/L	EPA 8260B	05/06/2010
Methanol	< 50	50	ug/L	EPA 8260B	05/06/2010
Ethanol	< 5.0	5.0	ug/L	EPA 8260B	05/06/2010
TPH as Gasoline	2700	50	ug/L	EPA 8260B	05/06/2010
1,2-Dichloroethane	< 0.50	0.50	ug/L	EPA 8260B	05/06/2010
Trichloroethene	< 0.50	0.50	ug/L	EPA 8260B	05/06/2010
Tetrachloroethene	< 0.50	0.50	ug/L	EPA 8260B	05/06/2010
1,2-Dibromoethane	< 0.50	0.50	ug/L	EPA 8260B	05/06/2010
1,2-Dichloroethane-d4 (Surr)	99.7		% Recovery	EPA 8260B	05/06/2010
4-Bromofluorobenzene (Surr)	99.8		% Recovery	EPA 8260B	05/06/2010
Toluene - d8 (Surr)	98.8		% Recovery	EPA 8260B	05/06/2010

Project Name : **Tesoro - Livermore**

Project Number : **01LV**

Sample : **TP-1**

Matrix : Water

Lab Number : 72909-06

Sample Date :05/05/2010

Parameter	Measured Value	Method Reporting Limit	Units	Analysis Method	Date Analyzed
Benzene	2100	8.0	ug/L	EPA 8260B	05/07/2010
Toluene	360	8.0	ug/L	EPA 8260B	05/07/2010
Ethylbenzene	1100	8.0	ug/L	EPA 8260B	05/07/2010
Total Xylenes	620	8.0	ug/L	EPA 8260B	05/07/2010
Methyl-t-butyl ether (MTBE)	3400	8.0	ug/L	EPA 8260B	05/07/2010
Diisopropyl ether (DIPE)	< 8.0	8.0	ug/L	EPA 8260B	05/07/2010
Ethyl-t-butyl ether (ETBE)	< 8.0	8.0	ug/L	EPA 8260B	05/07/2010
Tert-amyl methyl ether (TAME)	27	8.0	ug/L	EPA 8260B	05/07/2010
Tert-Butanol	4500	40	ug/L	EPA 8260B	05/07/2010
Methanol	< 800	800	ug/L	EPA 8260B	05/07/2010
Ethanol	< 80	80	ug/L	EPA 8260B	05/07/2010
TPH as Gasoline	15000	800	ug/L	EPA 8260B	05/07/2010
1,2-Dichloroethane	< 8.0	8.0	ug/L	EPA 8260B	05/07/2010
Trichloroethene	< 8.0	8.0	ug/L	EPA 8260B	05/07/2010
Tetrachloroethene	< 8.0	8.0	ug/L	EPA 8260B	05/07/2010
1,2-Dibromoethane	< 8.0	8.0	ug/L	EPA 8260B	05/07/2010
1,2-Dichloroethane-d4 (Surr)	100		% Recovery	EPA 8260B	05/07/2010
4-Bromofluorobenzene (Surr)	99.5		% Recovery	EPA 8260B	05/07/2010
Toluene - d8 (Surr)	99.1		% Recovery	EPA 8260B	05/07/2010

Project Name : **Tesoro - Livermore**

Project Number : **01LV**

Sample : **IP-6**

Matrix : Water

Lab Number : 72909-07

Sample Date :05/05/2010

Parameter	Measured Value	Method Reporting Limit	Units	Analysis Method	Date Analyzed
Benzene	24	0.50	ug/L	EPA 8260B	05/06/2010
Toluene	100	0.50	ug/L	EPA 8260B	05/06/2010
Ethylbenzene	18	0.50	ug/L	EPA 8260B	05/06/2010
Total Xylenes	98	0.50	ug/L	EPA 8260B	05/06/2010
Methyl-t-butyl ether (MTBE)	0.51	0.50	ug/L	EPA 8260B	05/06/2010
Diisopropyl ether (DIPE)	< 0.50	0.50	ug/L	EPA 8260B	05/06/2010
Ethyl-t-butyl ether (ETBE)	< 0.50	0.50	ug/L	EPA 8260B	05/06/2010
Tert-amyl methyl ether (TAME)	< 0.50	0.50	ug/L	EPA 8260B	05/06/2010
Tert-Butanol	< 5.0	5.0	ug/L	EPA 8260B	05/06/2010
Methanol	< 80	80	ug/L	EPA 8260B	05/06/2010
Ethanol	< 5.0	5.0	ug/L	EPA 8260B	05/06/2010
TPH as Gasoline	8000	250	ug/L	EPA 8260B	05/07/2010
(Note: Primarily compounds not found in typical Gasoline)					
1,2-Dichloroethane	< 0.50	0.50	ug/L	EPA 8260B	05/06/2010
Trichloroethene	< 0.50	0.50	ug/L	EPA 8260B	05/06/2010
Tetrachloroethene	< 0.50	0.50	ug/L	EPA 8260B	05/06/2010
1,2-Dibromoethane	< 0.50	0.50	ug/L	EPA 8260B	05/06/2010
1,2-Dichloroethane-d4 (Surr)	101		% Recovery	EPA 8260B	05/06/2010
4-Bromofluorobenzene (Surr)	99.3		% Recovery	EPA 8260B	05/06/2010
Toluene - d8 (Surr)	98.4		% Recovery	EPA 8260B	05/06/2010

Project Name : **Tesoro - Livermore**

Project Number : **01LV**

Sample : **VW-2**

Matrix : Water

Lab Number : 72909-08

Sample Date :05/05/2010

Parameter	Measured Value	Method Reporting Limit	Units	Analysis Method	Date Analyzed
Benzene	130	2.5	ug/L	EPA 8260B	05/06/2010
Toluene	6.1	2.5	ug/L	EPA 8260B	05/06/2010
Ethylbenzene	170	2.5	ug/L	EPA 8260B	05/06/2010
Total Xylenes	130	2.5	ug/L	EPA 8260B	05/06/2010
Methyl-t-butyl ether (MTBE)	1300	2.5	ug/L	EPA 8260B	05/06/2010
Diisopropyl ether (DIPE)	< 2.5	2.5	ug/L	EPA 8260B	05/06/2010
Ethyl-t-butyl ether (ETBE)	< 2.5	2.5	ug/L	EPA 8260B	05/06/2010
Tert-amyl methyl ether (TAME)	12	2.5	ug/L	EPA 8260B	05/06/2010
Tert-Butanol	1700	15	ug/L	EPA 8260B	05/06/2010
Methanol	< 250	250	ug/L	EPA 8260B	05/06/2010
Ethanol	< 25	25	ug/L	EPA 8260B	05/06/2010
TPH as Gasoline	2800	250	ug/L	EPA 8260B	05/06/2010
1,2-Dichloroethane	< 2.5	2.5	ug/L	EPA 8260B	05/06/2010
Trichloroethene	< 2.5	2.5	ug/L	EPA 8260B	05/06/2010
Tetrachloroethene	< 2.5	2.5	ug/L	EPA 8260B	05/06/2010
1,2-Dibromoethane	< 2.5	2.5	ug/L	EPA 8260B	05/06/2010
1,2-Dichloroethane-d4 (Surr)	104		% Recovery	EPA 8260B	05/06/2010
4-Bromofluorobenzene (Surr)	102		% Recovery	EPA 8260B	05/06/2010
Toluene - d8 (Surr)	99.4		% Recovery	EPA 8260B	05/06/2010

Project Name : **Tesoro - Livermore**

Project Number : **01LV**

Sample : **IP-3**

Matrix : Water

Lab Number : 72909-09

Sample Date :05/05/2010

Parameter	Measured Value	Method Reporting Limit	Units	Analysis Method	Date Analyzed
Benzene	6.4	0.50	ug/L	EPA 8260B	05/06/2010
Toluene	22	0.50	ug/L	EPA 8260B	05/06/2010
Ethylbenzene	4.9	0.50	ug/L	EPA 8260B	05/06/2010
Total Xylenes	21	0.50	ug/L	EPA 8260B	05/06/2010
Methyl-t-butyl ether (MTBE)	3.9	0.50	ug/L	EPA 8260B	05/06/2010
Diisopropyl ether (DIPE)	< 0.50	0.50	ug/L	EPA 8260B	05/06/2010
Ethyl-t-butyl ether (ETBE)	< 0.50	0.50	ug/L	EPA 8260B	05/06/2010
Tert-amyl methyl ether (TAME)	< 0.50	0.50	ug/L	EPA 8260B	05/06/2010
Tert-Butanol	< 5.0	5.0	ug/L	EPA 8260B	05/06/2010
Methanol	< 80	80	ug/L	EPA 8260B	05/06/2010
Ethanol	< 5.0	5.0	ug/L	EPA 8260B	05/06/2010
TPH as Gasoline	430	50	ug/L	EPA 8260B	05/06/2010
(Note: Primarily compounds not found in typical Gasoline)					
1,2-Dichloroethane	< 0.50	0.50	ug/L	EPA 8260B	05/06/2010
Trichloroethene	< 0.50	0.50	ug/L	EPA 8260B	05/06/2010
Tetrachloroethene	< 0.50	0.50	ug/L	EPA 8260B	05/06/2010
1,2-Dibromoethane	< 0.50	0.50	ug/L	EPA 8260B	05/06/2010
1,2-Dichloroethane-d4 (Surr)	102		% Recovery	EPA 8260B	05/06/2010
4-Bromofluorobenzene (Surr)	98.3		% Recovery	EPA 8260B	05/06/2010
Toluene - d8 (Surr)	98.8		% Recovery	EPA 8260B	05/06/2010

Project Name : **Tesoro - Livermore**

Project Number : **01LV**

Sample : **IP-7**

Matrix : Water

Lab Number : 72909-10

Sample Date :05/05/2010

Parameter	Measured Value	Method Reporting Limit	Units	Analysis Method	Date Analyzed
Benzene	49	0.90	ug/L	EPA 8260B	05/06/2010
Toluene	62	0.90	ug/L	EPA 8260B	05/06/2010
Ethylbenzene	38	0.90	ug/L	EPA 8260B	05/06/2010
Total Xylenes	69	0.90	ug/L	EPA 8260B	05/06/2010
Methyl-t-butyl ether (MTBE)	14	0.90	ug/L	EPA 8260B	05/06/2010
Diisopropyl ether (DIPE)	< 0.90	0.90	ug/L	EPA 8260B	05/06/2010
Ethyl-t-butyl ether (ETBE)	< 0.90	0.90	ug/L	EPA 8260B	05/06/2010
Tert-amyl methyl ether (TAME)	< 0.90	0.90	ug/L	EPA 8260B	05/06/2010
Tert-Butanol	20	5.0	ug/L	EPA 8260B	05/06/2010
Methanol	< 90	90	ug/L	EPA 8260B	05/06/2010
Ethanol	< 9.0	9.0	ug/L	EPA 8260B	05/06/2010
TPH as Gasoline	33000	2500	ug/L	EPA 8260B	05/10/2010
1,2-Dichloroethane	< 0.90	0.90	ug/L	EPA 8260B	05/06/2010
Trichloroethene	< 0.90	0.90	ug/L	EPA 8260B	05/06/2010
Tetrachloroethene	< 0.90	0.90	ug/L	EPA 8260B	05/06/2010
1,2-Dibromoethane	< 0.90	0.90	ug/L	EPA 8260B	05/06/2010
1,2-Dichloroethane-d4 (Surr)	103		% Recovery	EPA 8260B	05/06/2010
4-Bromofluorobenzene (Surr)	99.6		% Recovery	EPA 8260B	05/06/2010
Toluene - d8 (Surr)	99.1		% Recovery	EPA 8260B	05/06/2010

QC Report : Method Blank Data

Project Name : Tesoro - Livermore

Project Number : 01LV

Parameter	Measured Value	Method Reporting Limit	Units	Analysis Method	Date Analyzed
Benzene	< 0.50	0.50	ug/L	EPA 8260B	05/05/2010
Ethylbenzene	< 0.50	0.50	ug/L	EPA 8260B	05/05/2010
Toluene	< 0.50	0.50	ug/L	EPA 8260B	05/05/2010
Total Xylenes	< 0.50	0.50	ug/L	EPA 8260B	05/05/2010
Diisopropyl ether (DIPE)	< 0.50	0.50	ug/L	EPA 8260B	05/05/2010
Ethanol	< 5.0	5.0	ug/L	EPA 8260B	05/05/2010
Ethyl-t-butyl ether (ETBE)	< 0.50	0.50	ug/L	EPA 8260B	05/05/2010
Methanol	< 50	50	ug/L	EPA 8260B	05/05/2010
Methyl-t-butyl ether (MTBE)	< 0.50	0.50	ug/L	EPA 8260B	05/05/2010
Tert-Butanol	< 5.0	5.0	ug/L	EPA 8260B	05/05/2010
Tert-amyl methyl ether (TAME)	< 0.50	0.50	ug/L	EPA 8260B	05/05/2010
TPH as Gasoline	< 50	50	ug/L	EPA 8260B	05/05/2010
1,2-Dibromoethane	< 0.50	0.50	ug/L	EPA 8260B	05/05/2010
1,2-Dichloroethane	< 0.50	0.50	ug/L	EPA 8260B	05/05/2010
Tetrachloroethene	< 0.50	0.50	ug/L	EPA 8260B	05/05/2010
Trichloroethene	< 0.50	0.50	ug/L	EPA 8260B	05/05/2010
1,2-Dichloroethane-d4 (Surr)	104		%	EPA 8260B	05/05/2010
4-Bromofluorobenzene (Surr)	95.0		%	EPA 8260B	05/05/2010
Toluene - d8 (Surr)	101		%	EPA 8260B	05/05/2010
TPH as Gasoline	< 50	50	ug/L	EPA 8260B	05/06/2010

Parameter	Measured Value	Method Reporting Limit	Units	Analysis Method	Date Analyzed
Benzene	< 0.50	0.50	ug/L	EPA 8260B	05/10/2010
Ethylbenzene	< 0.50	0.50	ug/L	EPA 8260B	05/10/2010
Toluene	< 0.50	0.50	ug/L	EPA 8260B	05/10/2010
Total Xylenes	< 0.50	0.50	ug/L	EPA 8260B	05/10/2010
Diisopropyl ether (DIPE)	< 0.50	0.50	ug/L	EPA 8260B	05/10/2010
Ethanol	< 5.0	5.0	ug/L	EPA 8260B	05/10/2010
Ethyl-t-butyl ether (ETBE)	< 0.50	0.50	ug/L	EPA 8260B	05/10/2010
Methanol	< 50	50	ug/L	EPA 8260B	05/10/2010
Methyl-t-butyl ether (MTBE)	< 0.50	0.50	ug/L	EPA 8260B	05/10/2010
Tert-Butanol	< 5.0	5.0	ug/L	EPA 8260B	05/10/2010
Tert-amyl methyl ether (TAME)	< 0.50	0.50	ug/L	EPA 8260B	05/10/2010
TPH as Gasoline	< 50	50	ug/L	EPA 8260B	05/10/2010
1,2-Dibromoethane	< 0.50	0.50	ug/L	EPA 8260B	05/10/2010
1,2-Dichloroethane	< 0.50	0.50	ug/L	EPA 8260B	05/10/2010
Tetrachloroethene	< 0.50	0.50	ug/L	EPA 8260B	05/10/2010
Trichloroethene	< 0.50	0.50	ug/L	EPA 8260B	05/10/2010
1,2-Dichloroethane-d4 (Surr)	104		%	EPA 8260B	05/10/2010
4-Bromofluorobenzene (Surr)	104		%	EPA 8260B	05/10/2010
Toluene - d8 (Surr)	102		%	EPA 8260B	05/10/2010
Benzene	< 0.50	0.50	ug/L	EPA 8260B	05/06/2010
Ethylbenzene	< 0.50	0.50	ug/L	EPA 8260B	05/06/2010
Toluene	< 0.50	0.50	ug/L	EPA 8260B	05/06/2010
Total Xylenes	< 0.50	0.50	ug/L	EPA 8260B	05/06/2010
Diisopropyl ether (DIPE)	< 0.50	0.50	ug/L	EPA 8260B	05/06/2010
Ethanol	< 5.0	5.0	ug/L	EPA 8260B	05/06/2010
Ethyl-t-butyl ether (ETBE)	< 0.50	0.50	ug/L	EPA 8260B	05/06/2010
Methanol	< 50	50	ug/L	EPA 8260B	05/06/2010
Methyl-t-butyl ether (MTBE)	< 0.50	0.50	ug/L	EPA 8260B	05/06/2010
Tert-Butanol	< 5.0	5.0	ug/L	EPA 8260B	05/06/2010
Tert-amyl methyl ether (TAME)	< 0.50	0.50	ug/L	EPA 8260B	05/06/2010
TPH as Gasoline	< 50	50	ug/L	EPA 8260B	05/06/2010
1,2-Dibromoethane	< 0.50	0.50	ug/L	EPA 8260B	05/06/2010
1,2-Dichloroethane	< 0.50	0.50	ug/L	EPA 8260B	05/06/2010

QC Report : Method Blank Data

Project Name : **Tesoro - Livermore**

Project Number : **01LV**

Parameter	Measured Value	Method Reporting Limit	Units	Analysis Method	Date Analyzed
Tetrachloroethene	< 0.50	0.50	ug/L	EPA 8260B	05/06/2010
Trichloroethene	< 0.50	0.50	ug/L	EPA 8260B	05/06/2010
1,2-Dichloroethane-d4 (Surr)	102		%	EPA 8260B	05/06/2010
4-Bromofluorobenzene (Surr)	94.0		%	EPA 8260B	05/06/2010
Toluene - d8 (Surr)	99.2		%	EPA 8260B	05/06/2010
Benzene	< 0.50	0.50	ug/L	EPA 8260B	05/05/2010
Ethylbenzene	< 0.50	0.50	ug/L	EPA 8260B	05/05/2010
Toluene	< 0.50	0.50	ug/L	EPA 8260B	05/05/2010
Total Xylenes	< 0.50	0.50	ug/L	EPA 8260B	05/05/2010
Diisopropyl ether (DIPE)	< 0.50	0.50	ug/L	EPA 8260B	05/05/2010
Ethanol	< 5.0	5.0	ug/L	EPA 8260B	05/05/2010
Ethyl-t-butyl ether (ETBE)	< 0.50	0.50	ug/L	EPA 8260B	05/05/2010
Methanol	< 50	50	ug/L	EPA 8260B	05/05/2010
Methyl-t-butyl ether (MTBE)	< 0.50	0.50	ug/L	EPA 8260B	05/05/2010
Tert-Butanol	< 5.0	5.0	ug/L	EPA 8260B	05/05/2010
Tert-amyl methyl ether (TAME)	< 0.50	0.50	ug/L	EPA 8260B	05/05/2010
TPH as Gasoline	< 50	50	ug/L	EPA 8260B	05/05/2010
1,2-Dibromoethane	< 0.50	0.50	ug/L	EPA 8260B	05/05/2010
1,2-Dichloroethane	< 0.50	0.50	ug/L	EPA 8260B	05/05/2010
Tetrachloroethene	< 0.50	0.50	ug/L	EPA 8260B	05/05/2010
Trichloroethene	< 0.50	0.50	ug/L	EPA 8260B	05/05/2010
1,2-Dichloroethane-d4 (Surr)	98.5		%	EPA 8260B	05/05/2010
4-Bromofluorobenzene (Surr)	94.0		%	EPA 8260B	05/05/2010
Toluene - d8 (Surr)	101		%	EPA 8260B	05/05/2010

Parameter	Measured Value	Method Reporting Limit	Units	Analysis Method	Date Analyzed
-----------	----------------	------------------------	-------	-----------------	---------------

QC Report : Matrix Spike/ Matrix Spike Duplicate

Project Name : **Tesoro - Livermore**Project Number : **01LV**

Parameter	Spiked Sample	Sample Value	Spike Level	Spike Dup. Level	Spiked Sample Value	Duplicate Spiked Sample Value	Units	Analysis Method	Date Analyzed	Spiked Sample Percent Recov.	Duplicate Spiked Sample Percent Recov.	Relative Percent Diff.	Spiked Sample Percent Recov. Limit	Relative Percent Diff. Limit
1,2-Dibromoethane	72891-12	<0.50	39.6	39.9	39.9	43.3	ug/L	EPA 8260B	5/5/10	101	108	7.49	80-120	25
1,2-Dichloroethane	72891-12	<0.50	39.6	39.9	42.8	44.8	ug/L	EPA 8260B	5/5/10	108	112	3.97	75.7-122	25
Benzene	72891-12	<0.50	39.6	39.9	39.3	39.7	ug/L	EPA 8260B	5/5/10	99.3	99.5	0.197	80-120	25
Diisopropyl ether	72891-12	<0.50	39.1	39.4	38.6	39.8	ug/L	EPA 8260B	5/5/10	98.9	101	2.16	80-120	25
Ethanol	72891-12	<5.0	99.3	100	98.2	89.7	ug/L	EPA 8260B	5/5/10	98.8	89.7	9.76	55.1-159	25
Ethyl-tert-butyl ether	72891-12	<0.50	39.5	39.8	38.6	39.7	ug/L	EPA 8260B	5/5/10	97.6	99.6	2.03	76.5-120	25
Ethylbenzene	72891-12	<0.50	39.6	39.9	38.8	38.8	ug/L	EPA 8260B	5/5/10	97.9	97.3	0.620	80-120	25
Methanol	72891-12	<50	992	1000	1120	981	ug/L	EPA 8260B	5/5/10	112	98.1	13.6	53.2-147	25
Methyl-t-butyl ether	72891-12	46	39.8	40.1	80.0	84.8	ug/L	EPA 8260B	5/5/10	85.7	96.8	12.2	69.7-121	25
P + M Xylene	72891-12	<0.50	39.6	39.9	37.7	37.5	ug/L	EPA 8260B	5/5/10	95.3	94.0	1.40	76.8-120	25

QC Report : Matrix Spike/ Matrix Spike DuplicateProject Name : **Tesoro - Livermore**Project Number : **01LV**

Parameter	Spiked Sample	Sample Value	Spike Level	Spike Dup. Level	Spiked Sample Value	Duplicate Spiked Sample Value	Units	Analysis Method	Date Analyzed	Spiked Sample Percent Recov.	Duplicate Spiked Sample Percent Recov.	Relative Percent Diff.	Spiked Sample Percent Recov. Limit	Relative Percent Diff. Limit
Tert-Butanol	72891-12	<5.0	197	199	191	192	ug/L	EPA 8260B	5/5/10	96.8	96.4	0.485	80-120	25
Tert-amyl-methyl ether	72891-12	<0.50	40.4	40.8	39.9	41.2	ug/L	EPA 8260B	5/5/10	98.7	101	2.51	78.9-120	25
Tetrachloroethene	72891-12	<0.50	39.6	39.9	38.4	39.0	ug/L	EPA 8260B	5/5/10	96.8	97.6	0.812	77.0-120	25
Toluene	72891-12	<0.50	39.6	39.9	39.3	39.4	ug/L	EPA 8260B	5/5/10	99.2	98.8	0.388	80-120	25
Trichloroethene	72891-12	<0.50	39.6	39.9	38.0	38.7	ug/L	EPA 8260B	5/5/10	95.9	96.9	1.10	80-120	25
Toluene	72901-01	0.41	39.9	39.9	38.4	38.4	ug/L	EPA 8260B	5/6/10	95.1	95.2	0.139	80-120	25
1,2-Dibromoethane	72958-01	<0.50	39.9	39.6	42.8	42.0	ug/L	EPA 8260B	5/10/10	107	106	1.16	80-120	25
1,2-Dichloroethane	72958-01	<0.50	39.9	39.6	43.2	41.5	ug/L	EPA 8260B	5/10/10	108	105	3.10	75.7-122	25
Benzene	72958-01	3.5	39.9	39.6	41.8	39.9	ug/L	EPA 8260B	5/10/10	96.0	91.8	4.36	80-120	25

QC Report : Matrix Spike/ Matrix Spike Duplicate

Project Name : **Tesoro - Livermore**Project Number : **01LV**

Parameter	Spiked Sample	Sample Value	Spike Level	Spike Dup. Level	Spiked Sample Value	Duplicate Spiked Sample Value	Units	Analysis Method	Date Analyzed	Spiked Sample Percent Recov.	Duplicate Spiked Sample Percent Recov.	Relative Percent Diff.	Spiked Sample Percent Recov. Limit	Relative Percent Diff. Limit
Diisopropyl ether	72958-01	<0.50	39.4	39.1	38.3	37.0	ug/L	EPA 8260B	5/10/10	97.2	94.6	2.62	80-120	25
Ethanol	72958-01	<5.0	100	99.3	91.9	73.3	ug/L	EPA 8260B	5/10/10	91.8	73.8	21.7	55.1-159	25
Ethyl-tert-butyl ether	72958-01	<0.50	39.8	39.5	38.1	37.0	ug/L	EPA 8260B	5/10/10	95.6	93.6	2.17	76.5-120	25
Ethylbenzene	72958-01	5.9	39.9	39.6	44.3	41.8	ug/L	EPA 8260B	5/10/10	96.1	90.6	5.89	80-120	25
Methanol	72958-01	<50	1000	992	960	796	ug/L	EPA 8260B	5/10/10	96.1	80.3	17.9	53.2-147	25
Methyl-t-butyl ether	72958-01	<0.50	40.1	39.8	39.1	37.9	ug/L	EPA 8260B	5/10/10	97.4	95.2	2.32	69.7-121	25
P + M Xylene	72958-01	19	39.9	39.6	56.1	52.1	ug/L	EPA 8260B	5/10/10	93.2	83.9	10.4	76.8-120	25
Tert-Butanol	72958-01	<5.0	199	197	197	190	ug/L	EPA 8260B	5/10/10	98.8	96.0	2.87	80-120	25
Tert-amyl-methyl ether	72958-01	<0.50	40.8	40.4	40.0	38.2	ug/L	EPA 8260B	5/10/10	98.2	94.4	3.91	78.9-120	25
Tetrachloroethene	72958-01	<0.50	39.9	39.6	39.9	37.8	ug/L	EPA 8260B	5/10/10	100	95.3	4.81	77.0-120	25

QC Report : Matrix Spike/ Matrix Spike Duplicate

Project Name : **Tesoro - Livermore**Project Number : **01LV**

Parameter	Spiked Sample	Sample Value	Spike Level	Spike Dup. Level	Spiked Sample Value	Duplicate Spiked Sample Value	Units	Analysis Method	Date Analyzed	Spiked Sample Percent Recov.	Duplicate Spiked Sample Percent Recov.	Relative Percent Diff.	Spiked Sample Percent Recov. Limit	Relative Percent Diff. Limit
Toluene	72958-01	0.93	39.9	39.6	39.9	38.0	ug/L	EPA 8260B	5/10/10	97.7	93.7	4.15	80-120	25
Trichloroethene	72958-01	<0.50	39.9	39.6	38.6	37.2	ug/L	EPA 8260B	5/10/10	96.7	93.9	3.01	80-120	25
1,2-Dibromoethane	72891-12	<0.50	40.0	40.0	41.4	43.0	ug/L	EPA 8260B	5/6/10	103	107	3.87	80-120	25
1,2-Dichloroethane	72891-12	<0.50	40.0	40.0	39.0	38.2	ug/L	EPA 8260B	5/6/10	97.5	95.6	1.92	75.7-122	25
Benzene	72891-12	<0.50	40.0	40.0	41.9	41.0	ug/L	EPA 8260B	5/6/10	105	102	2.12	80-120	25
Diisopropyl ether	72891-12	<0.50	39.5	39.5	38.6	39.6	ug/L	EPA 8260B	5/6/10	97.8	100	2.44	80-120	25
Ethanol	72891-12	<5.0	100	100	108	114	ug/L	EPA 8260B	5/6/10	108	113	5.16	55.1-159	25
Ethyl-tert-butyl ether	72891-12	<0.50	39.9	39.9	37.1	40.3	ug/L	EPA 8260B	5/6/10	93.0	101	8.16	76.5-120	25
Ethylbenzene	72891-12	<0.50	40.0	40.0	42.8	42.2	ug/L	EPA 8260B	5/6/10	107	105	1.61	80-120	25

QC Report : Matrix Spike/ Matrix Spike Duplicate

Project Name : **Tesoro - Livermore**Project Number : **01LV**

Parameter	Spiked Sample	Sample Value	Spike Level	Spike Dup. Level	Spiked Sample Value	Duplicate Spiked Sample Value	Units	Analysis Method	Date Analyzed	Spiked Sample Percent Recov.	Duplicate Spiked Sample Percent Recov.	Relative Percent Diff.	Spiked Sample Percent Recov. Limit	Relative Percent Diff. Limit
Methanol	72891-12	120	1000	1000	1240	1000	ug/L	EPA 8260B	5/6/10	111	87.9	23.6	53.2-147	25
Methyl-t-butyl ether	72891-12	39	40.2	40.2	76.0	81.2	ug/L	EPA 8260B	5/6/10	91.4	104	13.1	69.7-121	25
P + M Xylene	72891-12	<0.50	40.0	40.0	42.7	41.6	ug/L	EPA 8260B	5/6/10	107	104	2.46	76.8-120	25
Tert-Butanol	72891-12	<5.0	199	199	208	202	ug/L	EPA 8260B	5/6/10	104	102	2.57	80-120	25
Tert-amyl-methyl ether	72891-12	<0.50	40.8	40.8	37.0	40.0	ug/L	EPA 8260B	5/6/10	90.6	97.9	7.76	78.9-120	25
Tetrachloroethene	72891-12	<0.50	40.0	40.0	40.2	40.3	ug/L	EPA 8260B	5/6/10	100	101	0.365	77.0-120	25
Toluene	72891-12	<0.50	40.0	40.0	41.2	41.5	ug/L	EPA 8260B	5/6/10	103	104	0.610	80-120	25
Trichloroethene	72891-12	<0.50	40.0	40.0	40.8	39.8	ug/L	EPA 8260B	5/6/10	102	99.6	2.31	80-120	25
1,2-Dibromoethane	72901-04	<0.50	40.0	40.0	34.8	35.1	ug/L	EPA 8260B	5/5/10	87.1	87.8	0.788	80-120	25

QC Report : Matrix Spike/ Matrix Spike Duplicate

Project Name : **Tesoro - Livermore**Project Number : **01LV**

Parameter	Spiked Sample	Sample Value	Spike Level	Spike Dup. Level	Spiked Sample Value	Duplicate Spiked Sample Value	Units	Analysis Method	Date Analyzed	Spiked Sample Percent Recov.	Duplicate Spiked Sample Percent Recov.	Relative Percent Diff.	Spiked Sample Percent Recov. Limit	Relative Percent Diff. Limit
1,2-Dichloroethane	72901-04	<0.50	40.0	40.0	34.8	34.4	ug/L	EPA 8260B	5/5/10	87.1	86.1	1.08	75.7-122	25
Benzene	72901-04	52	40.0	40.0	88.4	86.5	ug/L	EPA 8260B	5/5/10	90.0	85.4	5.30	80-120	25
Diisopropyl ether	72901-04	<0.50	39.5	39.5	33.1	33.1	ug/L	EPA 8260B	5/5/10	83.9	83.9	0.00553	80-120	25
Ethanol	72901-04	19	100	100	152	153	ug/L	EPA 8260B	5/5/10	132	134	0.847	55.1-159	25
Ethyl-tert-butyl ether	72901-04	<0.50	39.9	39.9	31.5	31.7	ug/L	EPA 8260B	5/5/10	78.9	79.5	0.849	76.5-120	25
Ethylbenzene	72901-04	220	40.0	40.0	274	265	ug/L	EPA 8260B	5/5/10	125	102	20.7	80-120	25
Methanol	72901-04	<50	1000	1000	1450	1440	ug/L	EPA 8260B	5/5/10	145	143	1.06	53.2-147	25
Methyl-t-butyl ether	72901-04	1.0	40.2	40.2	32.6	32.6	ug/L	EPA 8260B	5/5/10	78.4	78.5	0.0802	69.7-121	25
P + M Xylene	72901-04	16	40.0	40.0	57.1	55.6	ug/L	EPA 8260B	5/5/10	102	98.5	3.78	76.8-120	25
Tert-Butanol	72901-04	<5.0	199	199	201	204	ug/L	EPA 8260B	5/5/10	101	102	1.34	80-120	25

QC Report : Matrix Spike/ Matrix Spike Duplicate

Project Name : **Tesoro - Livermore**Project Number : **01LV**

Parameter	Spiked Sample	Sample Value	Spike Level	Spike Dup. Level	Spiked Sample Value	Duplicate Spiked Sample Value	Units	Analysis Method	Date Analyzed	Spiked Sample Percent Recov.	Duplicate Spiked Sample Percent Recov.	Relative Percent Diff.	Spiked Sample Percent Recov. Limit	Relative Percent Diff. Limit
Tert-amyl-methyl ether	72901-04	<0.50	40.8	40.8	33.0	33.4	ug/L	EPA 8260B	5/5/10	80.8	81.7	1.13	78.9-120	25
Tetrachloroethene	72901-04	<0.50	40.0	40.0	33.6	33.1	ug/L	EPA 8260B	5/5/10	84.0	82.8	1.40	77.0-120	25
Toluene	72901-04	8.1	40.0	40.0	42.7	42.0	ug/L	EPA 8260B	5/5/10	86.5	84.6	2.17	80-120	25
Trichloroethene	72901-04	<0.50	40.0	40.0	34.3	33.7	ug/L	EPA 8260B	5/5/10	85.8	84.2	1.86	80-120	25

QC Report : Laboratory Control Sample (LCS)Project Name : **Tesoro - Livermore**Project Number : **01LV**

Parameter	Spike Level	Units	Analysis Method	Date Analyzed	LCS Percent Recov.	LCS Percent Recov. Limit
1,2-Dibromoethane	40.0	ug/L	EPA 8260B	5/5/10	109	80-120
1,2-Dichloroethane	40.0	ug/L	EPA 8260B	5/5/10	114	75.7-122
Benzene	40.0	ug/L	EPA 8260B	5/5/10	98.9	80-120
Diisopropyl ether	39.5	ug/L	EPA 8260B	5/5/10	99.8	80-120
Ethanol	100	ug/L	EPA 8260B	5/5/10	80.3	55.1-159
Ethyl-tert-butyl ether	39.9	ug/L	EPA 8260B	5/5/10	98.6	76.5-120
Ethylbenzene	40.0	ug/L	EPA 8260B	5/5/10	96.8	80-120
Methanol	1000	ug/L	EPA 8260B	5/5/10	87.0	53.2-147
Methyl-t-butyl ether	40.2	ug/L	EPA 8260B	5/5/10	100	69.7-121
P + M Xylene	40.0	ug/L	EPA 8260B	5/5/10	94.6	76.8-120
Tert-Butanol	199	ug/L	EPA 8260B	5/5/10	94.5	80-120
Tert-amyl-methyl ether	40.8	ug/L	EPA 8260B	5/5/10	100	78.9-120
Tetrachloroethene	40.0	ug/L	EPA 8260B	5/5/10	98.6	77.0-120
Toluene	40.0	ug/L	EPA 8260B	5/5/10	98.9	80-120
Trichloroethene	40.0	ug/L	EPA 8260B	5/5/10	112	80-120
Toluene	40.0	ug/L	EPA 8260B	5/6/10	102	80-120
1,2-Dibromoethane	40.0	ug/L	EPA 8260B	5/10/10	106	80-120
1,2-Dichloroethane	40.0	ug/L	EPA 8260B	5/10/10	107	75.7-122
Benzene	40.0	ug/L	EPA 8260B	5/10/10	97.7	80-120
Diisopropyl ether	39.5	ug/L	EPA 8260B	5/10/10	99.1	80-120

QC Report : Laboratory Control Sample (LCS)Project Name : **Tesoro - Livermore**Project Number : **01LV**

Parameter	Spike Level	Units	Analysis Method	Date Analyzed	LCS Percent Recov.	LCS Percent Recov. Limit
Ethanol	100	ug/L	EPA 8260B	5/10/10	91.4	55.1-159
Ethyl-tert-butyl ether	39.9	ug/L	EPA 8260B	5/10/10	96.7	76.5-120
Ethylbenzene	40.0	ug/L	EPA 8260B	5/10/10	97.7	80-120
Methanol	1000	ug/L	EPA 8260B	5/10/10	89.7	53.2-147
Methyl-t-butyl ether	40.2	ug/L	EPA 8260B	5/10/10	96.3	69.7-121
P + M Xylene	40.0	ug/L	EPA 8260B	5/10/10	95.8	76.8-120
Tert-Butanol	199	ug/L	EPA 8260B	5/10/10	95.3	80-120
Tert-amyl-methyl ether	40.8	ug/L	EPA 8260B	5/10/10	98.9	78.9-120
Tetrachloroethene	40.0	ug/L	EPA 8260B	5/10/10	101	77.0-120
Toluene	40.0	ug/L	EPA 8260B	5/10/10	98.4	80-120
Trichloroethene	40.0	ug/L	EPA 8260B	5/10/10	101	80-120
1,2-Dibromoethane	40.2	ug/L	EPA 8260B	5/6/10	102	80-120
1,2-Dichloroethane	40.2	ug/L	EPA 8260B	5/6/10	94.0	75.7-122
Benzene	40.2	ug/L	EPA 8260B	5/6/10	102	80-120
Diisopropyl ether	39.6	ug/L	EPA 8260B	5/6/10	98.0	80-120
Ethanol	101	ug/L	EPA 8260B	5/6/10	123	55.1-159
Ethyl-tert-butyl ether	40.1	ug/L	EPA 8260B	5/6/10	91.2	76.5-120
Ethylbenzene	40.2	ug/L	EPA 8260B	5/6/10	105	80-120
Methanol	1010	ug/L	EPA 8260B	5/6/10	130	53.2-147
Methyl-t-butyl ether	40.4	ug/L	EPA 8260B	5/6/10	86.6	69.7-121
P + M Xylene	40.2	ug/L	EPA 8260B	5/6/10	105	76.8-120
TPH as Gasoline	506	ug/L	EPA 8260B	5/6/10	105	70.0-130

QC Report : Laboratory Control Sample (LCS)Project Name : **Tesoro - Livermore**Project Number : **01LV**

Parameter	Spike Level	Units	Analysis Method	Date Analyzed	LCS Percent Recov.	LCS Percent Recov. Limit
Tert-Butanol	200	ug/L	EPA 8260B	5/6/10	100	80-120
Tert-amyl-methyl ether	41.0	ug/L	EPA 8260B	5/6/10	92.0	78.9-120
Tetrachloroethene	40.2	ug/L	EPA 8260B	5/6/10	101	77.0-120
Toluene	40.2	ug/L	EPA 8260B	5/6/10	103	80-120
Trichloroethene	40.2	ug/L	EPA 8260B	5/6/10	99.2	80-120
1,2-Dibromoethane	39.9	ug/L	EPA 8260B	5/5/10	101	80-120
1,2-Dichloroethane	39.9	ug/L	EPA 8260B	5/5/10	103	75.7-122
Benzene	39.9	ug/L	EPA 8260B	5/5/10	102	80-120
Diisopropyl ether	39.4	ug/L	EPA 8260B	5/5/10	101	80-120
Ethanol	100	ug/L	EPA 8260B	5/5/10	102	55.1-159
Ethyl-tert-butyl ether	39.8	ug/L	EPA 8260B	5/5/10	94.8	76.5-120
Ethylbenzene	39.9	ug/L	EPA 8260B	5/5/10	93.9	80-120
Methanol	999	ug/L	EPA 8260B	5/5/10	118	53.2-147
Methyl-t-butyl ether	40.1	ug/L	EPA 8260B	5/5/10	88.0	69.7-121
P + M Xylene	39.9	ug/L	EPA 8260B	5/5/10	99.3	76.8-120
TPH as Gasoline	505	ug/L	EPA 8260B	5/5/10	98.2	70.0-130
Tert-Butanol	199	ug/L	EPA 8260B	5/5/10	101	80-120
Tert-amyl-methyl ether	40.7	ug/L	EPA 8260B	5/5/10	96.2	78.9-120
Tetrachloroethene	39.9	ug/L	EPA 8260B	5/5/10	98.1	77.0-120
Toluene	39.9	ug/L	EPA 8260B	5/5/10	100	80-120
Trichloroethene	39.9	ug/L	EPA 8260B	5/5/10	100	80-120

Project Contact (Hardcopy or PDF To):

California EDF Report? Yes No

Chain-of-Custody Record and Analysis Request

Mike Purchase

Sampling Company Log Code:

Analysis Request

Company / Address: Orion Environmental, Inc.

Global ID:

1332 Peralta Ave., Berkeley, CA 95702

EDF Deliverable To (Email Address):

Phone Number:

510-525-2180

Bill to:

Mike Purchase

Fax Number:

562-988-2759

Sampler Signature:

[Signature]

Project #:

P.O. #:

Project Name:

Tesoro - Livermore

Project Address:

1619 1st Street
Livermore, CA

Sampling

Container

Preservative

Matrix

Sample Designation

Date

Time

40 ml VOA

Sleeve

Poly

Glass

Tedlar

HCl

HNO₃

None

H₂SO₄

ZnAc₂ & NaOH

Water

Soil

Air

BTEX (EPA 8260B)

TPH Gas (EPA 8260B)

7 Oxygenates (5 oxy + EtOH, MeOH) (EPA 8260B)

Lead Scav. (1,2 DCA & 1,2 EDB) (EPA 8260B)

TCE and PCE (EPA 8260B)

Fluorocarbon (sm 3500-FED)

TAT

12 hr

24 hr

48 hr

72 hr

1 wk

For Lab Use Only

DW-1

5/5/10

1000

X

X

X

X

11

MW-4

5/5/10

1000

X

X

X

X

12

Relinquished by:

Date

5/5/10

Time

1500

Received by:

Remarks:

Relinquished by:

Date

Time

Received by:

Relinquished by:

Date

050510

Time

1502

Received by Laboratory:

[Signature] KIFF Analytical LLC

For Lab Use Only: Sample Receipt

Temp °C

Initials

Date

Time

Therm. ID #

Coolant Present

Yes / No



Subcontract Laboratory Report Attachments

CALIFORNIA LABORATORY SERVICES

3249 Fitzgerald Road Rancho Cordova, CA 95742

May 13, 2010

CLS Work Order #: CTE0156
COC #: 72909


Scott Forbes
KIFF Analytical
2795 Second St. Suite 300
Davis, CA 95616

Project Name: Tesoro Livermore

Enclosed are the results of analyses for samples received by the laboratory on 05/06/10 08:31. Samples were analyzed pursuant to client request utilizing EPA or other ELAP approved methodologies. I certify that the results are in compliance both technically and for completeness. Any comments and exceptions are addressed under the Notes and Definitions section.

Analytical results are attached to this letter. Please call if we can provide additional assistance.

Sincerely,



James Liang, Ph.D.
Laboratory Director

CA DOHS ELAP Accreditation/Registration number 1233

CALIFORNIA LABORATORY SERVICES

Page 2 of 4

05/13/10 08:51

KIFF Analytical
2795 Second St. Suite 300
Davis, CA 95616

Project: Tesoro Livermore
Project Number: [none]
Project Manager: Scott Forbes

CLS Work Order #: CTE0156
COC #: 72909

Conventional Chemistry Parameters by APHA/EPA Methods

Analyte	Result	Reporting Limit	Units	Dilution	Batch	Prepared	Analyzed	Method	Notes
DW-1 (CTE0156-01) Water Sampled: 05/05/10 10:00 Received: 05/06/10 08:31									
Ferrous Iron	ND	0.10	mg/L	1	CT03153	05/06/10	05/06/10	SM3500-Fe D	
MW-4 (CTE0156-02) Water Sampled: 05/05/10 10:00 Received: 05/06/10 08:31									
Ferrous Iron	ND	0.10	mg/L	1	CT03153	05/06/10	05/06/10	SM3500-Fe D	

CA DOHS ELAP Accreditation/Registration Number 1233

3249 Fitzgerald Road Rancho Cordova, CA 95742

www.californialab.com

916-638-7301

Fax: 916-638-4510

CALIFORNIA LABORATORY SERVICES

KIFF Analytical 2795 Second St. Suite 300 Davis, CA 95616	Project: Tesoro Livermore Project Number: [none] Project Manager: Scott Forbes	CLS Work Order #: CTE0156 COC #: 72909
---	--	---

Conventional Chemistry Parameters by APHA/EPA Methods - Quality Control

Analyte	Result	Reporting Limit	Units	Spike Level	Source Result	%REC	%REC Limits	RPD	RPD Limit	Notes
---------	--------	-----------------	-------	-------------	---------------	------	-------------	-----	-----------	-------

Batch CT03153 - General Preparation

Blank (CT03153-BLK1)				Prepared & Analyzed: 05/06/10						
Ferrous Iron	ND	0.10	mg/L							
LCS (CT03153-BS1)				Prepared & Analyzed: 05/06/10						
Ferrous Iron	0.236	0.10	mg/L	0.250		95	80-120			
LCS Dup (CT03153-BSD1)				Prepared & Analyzed: 05/06/10						
Ferrous Iron	0.231	0.10	mg/L	0.250		92	80-120	2	25	
Matrix Spike (CT03153-MS1)				Source: CTE0156-01		Prepared & Analyzed: 05/06/10				
Ferrous Iron	0.231	0.10	mg/L	0.250	0.00	92	75-125			
Matrix Spike Dup (CT03153-MSD1)				Source: CTE0156-01		Prepared & Analyzed: 05/06/10				
Ferrous Iron	0.236	0.10	mg/L	0.250	0.00	95	75-125	2	30	

CALIFORNIA LABORATORY SERVICES

Page 4 of 4

05/13/10 08:51

KIFF Analytical
2795 Second St. Suite 300
Davis, CA 95616

Project: Tesoro Livermore
Project Number: [none]
Project Manager: Scott Forbes

CLS Work Order #: CTE0156
COC #: 72909

Notes and Definitions

DET Analyte DETECTED
ND Analyte NOT DETECTED at or above the reporting limit
NR Not Reported
dry Sample results reported on a dry weight basis
RPD Relative Percent Difference

CA DOHS ELAP Accreditation/Registration Number 1233

3249 Fitzgerald Road Rancho Cordova, CA 95742

www.californialab.com

916-638-7301

Fax: 916-638-4510



Laboratory Results

Matt Nelson
Orion Environmental
3450 East Spring Street, Suite 212
Long Beach, CA 90806

Subject : 10 Water Samples
Project Name : Tesoro - Livermore
Project Number : 01LV

Dear Mr. Nelson,

Chemical analysis of the samples referenced above has been completed. Summaries of the data are contained on the following pages. Sample(s) were received under documented chain-of-custody. US EPA protocols for sample storage and preservation were followed. Testing procedures comply with the 2003 NELAC standard. All soil samples are reported on a total weight (wet weight) basis unless noted otherwise in the case narrative. Laboratory results relate only to the samples tested. This report may be freely reproduced in full, but may only be reproduced in part with the express permission of Kiff Analytical, LLC. Kiff Analytical, LLC is certified by the State of California under the National Environmental Laboratory Accreditation Program (NELAP), lab # 08263CA. If you have any questions regarding procedures or results, please call me at 530-297-4800.

Sincerely,



Joel Kiff

Subject : 10 Water Samples
Project Name : Tesoro - Livermore
Project Number : 01LV

Case Narrative

The Method Reporting Limit for Methanol has been increased due to the presence of an interfering compound for sample IP-5.

The Method Reporting Limit for Ethanol has been increased due to the presence of an interfering compound for sample MW-7.

Matrix Spike/Matrix Spike Duplicate results associated with sample IP-4 for the analyte Benzene were affected by the analyte concentrations already present in the un-spiked sample.

Project Name : **Tesoro - Livermore**

Project Number : **01LV**

Sample : **MW-3**

Matrix : Water

Lab Number : 72926-01

Sample Date :05/06/2010

Parameter	Measured Value	Method Reporting Limit	Units	Analysis Method	Date Analyzed
Benzene	< 0.50	0.50	ug/L	EPA 8260B	05/07/2010
Toluene	1.0	0.50	ug/L	EPA 8260B	05/07/2010
Ethylbenzene	< 0.50	0.50	ug/L	EPA 8260B	05/07/2010
Total Xylenes	0.95	0.50	ug/L	EPA 8260B	05/07/2010
Methyl-t-butyl ether (MTBE)	< 0.50	0.50	ug/L	EPA 8260B	05/07/2010
Diisopropyl ether (DIPE)	< 0.50	0.50	ug/L	EPA 8260B	05/07/2010
Ethyl-t-butyl ether (ETBE)	< 0.50	0.50	ug/L	EPA 8260B	05/07/2010
Tert-amyl methyl ether (TAME)	< 0.50	0.50	ug/L	EPA 8260B	05/07/2010
Tert-Butanol	< 5.0	5.0	ug/L	EPA 8260B	05/07/2010
Methanol	< 50	50	ug/L	EPA 8260B	05/07/2010
Ethanol	< 5.0	5.0	ug/L	EPA 8260B	05/07/2010
TPH as Gasoline	< 50	50	ug/L	EPA 8260B	05/07/2010
1,2-Dichloroethane	< 0.50	0.50	ug/L	EPA 8260B	05/07/2010
1,2-Dibromoethane	< 0.50	0.50	ug/L	EPA 8260B	05/07/2010
1,2-Dichloroethane-d4 (Surr)	99.9		% Recovery	EPA 8260B	05/07/2010
Toluene - d8 (Surr)	99.6		% Recovery	EPA 8260B	05/07/2010

Project Name : **Tesoro - Livermore**

Project Number : **01LV**

Sample : **MW-5**

Matrix : Water

Lab Number : 72926-02

Sample Date :05/06/2010

Parameter	Measured Value	Method Reporting Limit	Units	Analysis Method	Date Analyzed
Benzene	< 0.50	0.50	ug/L	EPA 8260B	05/07/2010
Toluene	< 0.50	0.50	ug/L	EPA 8260B	05/07/2010
Ethylbenzene	2.2	0.50	ug/L	EPA 8260B	05/07/2010
Total Xylenes	< 0.50	0.50	ug/L	EPA 8260B	05/07/2010
Methyl-t-butyl ether (MTBE)	< 0.50	0.50	ug/L	EPA 8260B	05/07/2010
Diisopropyl ether (DIPE)	< 0.50	0.50	ug/L	EPA 8260B	05/07/2010
Ethyl-t-butyl ether (ETBE)	< 0.50	0.50	ug/L	EPA 8260B	05/07/2010
Tert-amyl methyl ether (TAME)	< 0.50	0.50	ug/L	EPA 8260B	05/07/2010
Tert-Butanol	< 5.0	5.0	ug/L	EPA 8260B	05/07/2010
Methanol	< 50	50	ug/L	EPA 8260B	05/07/2010
Ethanol	< 5.0	5.0	ug/L	EPA 8260B	05/07/2010
TPH as Gasoline	220	50	ug/L	EPA 8260B	05/07/2010
1,2-Dichloroethane	< 0.50	0.50	ug/L	EPA 8260B	05/07/2010
1,2-Dibromoethane	< 0.50	0.50	ug/L	EPA 8260B	05/07/2010
1,2-Dichloroethane-d4 (Surr)	102		% Recovery	EPA 8260B	05/07/2010
Toluene - d8 (Surr)	101		% Recovery	EPA 8260B	05/07/2010

Project Name : **Tesoro - Livermore**

Project Number : **01LV**

Sample : **MW-8**

Matrix : Water

Lab Number : 72926-03

Sample Date :05/06/2010

Parameter	Measured Value	Method Reporting Limit	Units	Analysis Method	Date Analyzed
Benzene	< 0.50	0.50	ug/L	EPA 8260B	05/07/2010
Toluene	< 0.50	0.50	ug/L	EPA 8260B	05/07/2010
Ethylbenzene	< 0.50	0.50	ug/L	EPA 8260B	05/07/2010
Total Xylenes	< 0.50	0.50	ug/L	EPA 8260B	05/07/2010
Methyl-t-butyl ether (MTBE)	< 0.50	0.50	ug/L	EPA 8260B	05/07/2010
Diisopropyl ether (DIPE)	< 0.50	0.50	ug/L	EPA 8260B	05/07/2010
Ethyl-t-butyl ether (ETBE)	< 0.50	0.50	ug/L	EPA 8260B	05/07/2010
Tert-amyl methyl ether (TAME)	< 0.50	0.50	ug/L	EPA 8260B	05/07/2010
Tert-Butanol	< 5.0	5.0	ug/L	EPA 8260B	05/07/2010
Methanol	< 50	50	ug/L	EPA 8260B	05/07/2010
Ethanol	< 5.0	5.0	ug/L	EPA 8260B	05/07/2010
TPH as Gasoline	< 50	50	ug/L	EPA 8260B	05/07/2010
1,2-Dichloroethane	< 0.50	0.50	ug/L	EPA 8260B	05/07/2010
1,2-Dibromoethane	< 0.50	0.50	ug/L	EPA 8260B	05/07/2010
1,2-Dichloroethane-d4 (Surr)	101		% Recovery	EPA 8260B	05/07/2010
Toluene - d8 (Surr)	97.7		% Recovery	EPA 8260B	05/07/2010

Project Name : **Tesoro - Livermore**

Project Number : **01LV**

Sample : **DW-4**

Matrix : Water

Lab Number : 72926-04

Sample Date :05/06/2010

Parameter	Measured Value	Method Reporting Limit	Units	Analysis Method	Date Analyzed
Benzene	3.3	0.50	ug/L	EPA 8260B	05/07/2010
Toluene	3.7	0.50	ug/L	EPA 8260B	05/07/2010
Ethylbenzene	13	0.50	ug/L	EPA 8260B	05/07/2010
Total Xylenes	20	0.50	ug/L	EPA 8260B	05/07/2010
Methyl-t-butyl ether (MTBE)	< 0.50	0.50	ug/L	EPA 8260B	05/07/2010
Diisopropyl ether (DIPE)	< 0.50	0.50	ug/L	EPA 8260B	05/07/2010
Ethyl-t-butyl ether (ETBE)	< 0.50	0.50	ug/L	EPA 8260B	05/07/2010
Tert-amyl methyl ether (TAME)	< 0.50	0.50	ug/L	EPA 8260B	05/07/2010
Tert-Butanol	< 5.0	5.0	ug/L	EPA 8260B	05/07/2010
Methanol	< 50	50	ug/L	EPA 8260B	05/07/2010
Ethanol	< 5.0	5.0	ug/L	EPA 8260B	05/07/2010
TPH as Gasoline	180	50	ug/L	EPA 8260B	05/07/2010
1,2-Dichloroethane	< 0.50	0.50	ug/L	EPA 8260B	05/07/2010
Trichloroethene	< 0.50	0.50	ug/L	EPA 8260B	05/07/2010
Tetrachloroethene	< 0.50	0.50	ug/L	EPA 8260B	05/07/2010
1,2-Dibromoethane	< 0.50	0.50	ug/L	EPA 8260B	05/07/2010
1,2-Dichloroethane-d4 (Surr)	101		% Recovery	EPA 8260B	05/07/2010
4-Bromofluorobenzene (Surr)	98.7		% Recovery	EPA 8260B	05/07/2010
Toluene - d8 (Surr)	99.0		% Recovery	EPA 8260B	05/07/2010

Project Name : **Tesoro - Livermore**

Project Number : **01LV**

Sample : **MW-7**

Matrix : Water

Lab Number : 72926-05

Sample Date :05/06/2010

Parameter	Measured Value	Method Reporting Limit	Units	Analysis Method	Date Analyzed
Benzene	7.9	0.50	ug/L	EPA 8260B	05/07/2010
Toluene	3.6	0.50	ug/L	EPA 8260B	05/07/2010
Ethylbenzene	14	0.50	ug/L	EPA 8260B	05/07/2010
Total Xylenes	6.4	0.50	ug/L	EPA 8260B	05/07/2010
Methyl-t-butyl ether (MTBE)	< 0.50	0.50	ug/L	EPA 8260B	05/07/2010
Diisopropyl ether (DIPE)	< 0.50	0.50	ug/L	EPA 8260B	05/07/2010
Ethyl-t-butyl ether (ETBE)	< 0.50	0.50	ug/L	EPA 8260B	05/07/2010
Tert-amyl methyl ether (TAME)	< 0.50	0.50	ug/L	EPA 8260B	05/07/2010
Tert-Butanol	< 5.0	5.0	ug/L	EPA 8260B	05/07/2010
Methanol	< 50	50	ug/L	EPA 8260B	05/07/2010
Ethanol	< 8.0	8.0	ug/L	EPA 8260B	05/07/2010
TPH as Gasoline	3600	50	ug/L	EPA 8260B	05/07/2010
1,2-Dichloroethane	< 0.50	0.50	ug/L	EPA 8260B	05/07/2010
1,2-Dibromoethane	< 0.50	0.50	ug/L	EPA 8260B	05/07/2010
1,2-Dichloroethane-d4 (Surr)	94.7		% Recovery	EPA 8260B	05/07/2010
Toluene - d8 (Surr)	92.8		% Recovery	EPA 8260B	05/07/2010

Project Name : **Tesoro - Livermore**

Project Number : **01LV**

Sample : **MW-10**

Matrix : Water

Lab Number : 72926-06

Sample Date :05/06/2010

Parameter	Measured Value	Method Reporting Limit	Units	Analysis Method	Date Analyzed
Benzene	< 0.50	0.50	ug/L	EPA 8260B	05/07/2010
Toluene	< 0.50	0.50	ug/L	EPA 8260B	05/07/2010
Ethylbenzene	< 0.50	0.50	ug/L	EPA 8260B	05/07/2010
Total Xylenes	< 0.50	0.50	ug/L	EPA 8260B	05/07/2010
Methyl-t-butyl ether (MTBE)	< 0.50	0.50	ug/L	EPA 8260B	05/07/2010
Diisopropyl ether (DIPE)	< 0.50	0.50	ug/L	EPA 8260B	05/07/2010
Ethyl-t-butyl ether (ETBE)	< 0.50	0.50	ug/L	EPA 8260B	05/07/2010
Tert-amyl methyl ether (TAME)	< 0.50	0.50	ug/L	EPA 8260B	05/07/2010
Tert-Butanol	< 5.0	5.0	ug/L	EPA 8260B	05/07/2010
Methanol	< 50	50	ug/L	EPA 8260B	05/07/2010
Ethanol	< 5.0	5.0	ug/L	EPA 8260B	05/07/2010
TPH as Gasoline	< 50	50	ug/L	EPA 8260B	05/07/2010
1,2-Dichloroethane	< 0.50	0.50	ug/L	EPA 8260B	05/07/2010
1,2-Dibromoethane	< 0.50	0.50	ug/L	EPA 8260B	05/07/2010
1,2-Dichloroethane-d4 (Surr)	99.5		% Recovery	EPA 8260B	05/07/2010
Toluene - d8 (Surr)	101		% Recovery	EPA 8260B	05/07/2010

Project Name : **Tesoro - Livermore**

Project Number : **01LV**

Sample : **IP-5**

Matrix : Water

Lab Number : 72926-07

Sample Date :05/06/2010

Parameter	Measured Value	Method Reporting Limit	Units	Analysis Method	Date Analyzed
Benzene	5.7	0.50	ug/L	EPA 8260B	05/07/2010
Toluene	25	0.50	ug/L	EPA 8260B	05/07/2010
Ethylbenzene	5.9	0.50	ug/L	EPA 8260B	05/07/2010
Total Xylenes	29	0.50	ug/L	EPA 8260B	05/07/2010
Methyl-t-butyl ether (MTBE)	20	0.50	ug/L	EPA 8260B	05/07/2010
Diisopropyl ether (DIPE)	< 0.50	0.50	ug/L	EPA 8260B	05/07/2010
Ethyl-t-butyl ether (ETBE)	< 0.50	0.50	ug/L	EPA 8260B	05/07/2010
Tert-amyl methyl ether (TAME)	< 0.50	0.50	ug/L	EPA 8260B	05/07/2010
Tert-Butanol	< 5.0	5.0	ug/L	EPA 8260B	05/07/2010
Methanol	< 80	80	ug/L	EPA 8260B	05/07/2010
Ethanol	< 5.0	5.0	ug/L	EPA 8260B	05/07/2010
TPH as Gasoline	270	50	ug/L	EPA 8260B	05/07/2010
1,2-Dichloroethane	< 0.50	0.50	ug/L	EPA 8260B	05/07/2010
1,2-Dibromoethane	< 0.50	0.50	ug/L	EPA 8260B	05/07/2010
1,2-Dichloroethane-d4 (Surr)	98.4		% Recovery	EPA 8260B	05/07/2010
Toluene - d8 (Surr)	101		% Recovery	EPA 8260B	05/07/2010

Project Name : **Tesoro - Livermore**

Project Number : **01LV**

Sample : **TP-2**

Matrix : Water

Lab Number : 72926-08

Sample Date :05/06/2010

Parameter	Measured Value	Method Reporting Limit	Units	Analysis Method	Date Analyzed
Benzene	740	25	ug/L	EPA 8260B	05/08/2010
Toluene	< 25	25	ug/L	EPA 8260B	05/08/2010
Ethylbenzene	450	25	ug/L	EPA 8260B	05/08/2010
Total Xylenes	130	25	ug/L	EPA 8260B	05/08/2010
Methyl-t-butyl ether (MTBE)	14000	25	ug/L	EPA 8260B	05/08/2010
Diisopropyl ether (DIPE)	< 25	25	ug/L	EPA 8260B	05/08/2010
Ethyl-t-butyl ether (ETBE)	< 25	25	ug/L	EPA 8260B	05/08/2010
Tert-amyl methyl ether (TAME)	130	25	ug/L	EPA 8260B	05/08/2010
Tert-Butanol	9900	150	ug/L	EPA 8260B	05/08/2010
Methanol	< 2500	2500	ug/L	EPA 8260B	05/08/2010
Ethanol	< 250	250	ug/L	EPA 8260B	05/08/2010
TPH as Gasoline	6400	2500	ug/L	EPA 8260B	05/08/2010
1,2-Dichloroethane	< 25	25	ug/L	EPA 8260B	05/08/2010
1,2-Dibromoethane	< 25	25	ug/L	EPA 8260B	05/08/2010
1,2-Dichloroethane-d4 (Surr)	104		% Recovery	EPA 8260B	05/08/2010
Toluene - d8 (Surr)	101		% Recovery	EPA 8260B	05/08/2010

Project Name : **Tesoro - Livermore**

Project Number : **01LV**

Sample : **IP-4**

Matrix : Water

Lab Number : 72926-09

Sample Date :05/06/2010

Parameter	Measured Value	Method Reporting Limit	Units	Analysis Method	Date Analyzed
Benzene	5.4	0.50	ug/L	EPA 8260B	05/10/2010
Toluene	25	0.50	ug/L	EPA 8260B	05/10/2010
Ethylbenzene	6.9	0.50	ug/L	EPA 8260B	05/10/2010
Total Xylenes	29	0.50	ug/L	EPA 8260B	05/10/2010
Methyl-t-butyl ether (MTBE)	3.4	0.50	ug/L	EPA 8260B	05/10/2010
Diisopropyl ether (DIPE)	< 0.50	0.50	ug/L	EPA 8260B	05/10/2010
Ethyl-t-butyl ether (ETBE)	< 0.50	0.50	ug/L	EPA 8260B	05/10/2010
Tert-amyl methyl ether (TAME)	< 0.50	0.50	ug/L	EPA 8260B	05/10/2010
Tert-Butanol	< 5.0	5.0	ug/L	EPA 8260B	05/10/2010
Methanol	< 50	50	ug/L	EPA 8260B	05/10/2010
Ethanol	< 5.0	5.0	ug/L	EPA 8260B	05/10/2010
TPH as Gasoline	190	50	ug/L	EPA 8260B	05/10/2010
1,2-Dichloroethane	< 0.50	0.50	ug/L	EPA 8260B	05/10/2010
1,2-Dibromoethane	< 0.50	0.50	ug/L	EPA 8260B	05/10/2010
1,2-Dichloroethane-d4 (Surr)	101		% Recovery	EPA 8260B	05/10/2010
Toluene - d8 (Surr)	102		% Recovery	EPA 8260B	05/10/2010

Project Name : **Tesoro - Livermore**

Project Number : **01LV**

Sample : **VW-3**

Matrix : Water

Lab Number : 72926-10

Sample Date :05/06/2010

Parameter	Measured Value	Method Reporting Limit	Units	Analysis Method	Date Analyzed
Benzene	< 0.50	0.50	ug/L	EPA 8260B	05/07/2010
Toluene	< 0.50	0.50	ug/L	EPA 8260B	05/07/2010
Ethylbenzene	< 0.50	0.50	ug/L	EPA 8260B	05/07/2010
Total Xylenes	< 0.50	0.50	ug/L	EPA 8260B	05/07/2010
Methyl-t-butyl ether (MTBE)	< 0.50	0.50	ug/L	EPA 8260B	05/07/2010
Diisopropyl ether (DIPE)	< 0.50	0.50	ug/L	EPA 8260B	05/07/2010
Ethyl-t-butyl ether (ETBE)	< 0.50	0.50	ug/L	EPA 8260B	05/07/2010
Tert-amyl methyl ether (TAME)	< 0.50	0.50	ug/L	EPA 8260B	05/07/2010
Tert-Butanol	< 5.0	5.0	ug/L	EPA 8260B	05/07/2010
Methanol	< 50	50	ug/L	EPA 8260B	05/07/2010
Ethanol	< 5.0	5.0	ug/L	EPA 8260B	05/07/2010
TPH as Gasoline	< 50	50	ug/L	EPA 8260B	05/07/2010
1,2-Dichloroethane	< 0.50	0.50	ug/L	EPA 8260B	05/07/2010
1,2-Dibromoethane	< 0.50	0.50	ug/L	EPA 8260B	05/07/2010
1,2-Dichloroethane-d4 (Surr)	99.8		% Recovery	EPA 8260B	05/07/2010
Toluene - d8 (Surr)	101		% Recovery	EPA 8260B	05/07/2010

QC Report : Method Blank Data

Project Name : **Tesoro - Livermore**

Project Number : **01LV**

Parameter	Measured Value	Method Reporting Limit	Units	Analysis Method	Date Analyzed	Parameter	Measured Value	Method Reporting Limit	Units	Analysis Method	Date Analyzed
Benzene	< 0.50	0.50	ug/L	EPA 8260B	05/08/2010	1,2-Dichloroethane-d4 (Surr)	103		%	EPA 8260B	05/07/2010
Ethylbenzene	< 0.50	0.50	ug/L	EPA 8260B	05/08/2010	4-Bromofluorobenzene (Surr)	92.0		%	EPA 8260B	05/07/2010
Toluene	< 0.50	0.50	ug/L	EPA 8260B	05/08/2010	Toluene - d8 (Surr)	98.0		%	EPA 8260B	05/07/2010
Total Xylenes	< 0.50	0.50	ug/L	EPA 8260B	05/08/2010						
Diisopropyl ether (DIPE)	< 0.50	0.50	ug/L	EPA 8260B	05/08/2010	Benzene	< 0.50	0.50	ug/L	EPA 8260B	05/10/2010
Ethanol	< 5.0	5.0	ug/L	EPA 8260B	05/08/2010	Ethylbenzene	< 0.50	0.50	ug/L	EPA 8260B	05/10/2010
Ethyl-t-butyl ether (ETBE)	< 0.50	0.50	ug/L	EPA 8260B	05/08/2010	Toluene	< 0.50	0.50	ug/L	EPA 8260B	05/10/2010
Methanol	< 50	50	ug/L	EPA 8260B	05/08/2010	Total Xylenes	< 0.50	0.50	ug/L	EPA 8260B	05/10/2010
Methyl-t-butyl ether (MTBE)	< 0.50	0.50	ug/L	EPA 8260B	05/08/2010	Diisopropyl ether (DIPE)	< 0.50	0.50	ug/L	EPA 8260B	05/10/2010
Tert-Butanol	< 5.0	5.0	ug/L	EPA 8260B	05/08/2010	Ethanol	< 5.0	5.0	ug/L	EPA 8260B	05/10/2010
Tert-amyl methyl ether (TAME)	< 0.50	0.50	ug/L	EPA 8260B	05/08/2010	Ethyl-t-butyl ether (ETBE)	< 0.50	0.50	ug/L	EPA 8260B	05/10/2010
TPH as Gasoline	< 50	50	ug/L	EPA 8260B	05/08/2010	Methanol	< 50	50	ug/L	EPA 8260B	05/10/2010
1,2-Dibromoethane	< 0.50	0.50	ug/L	EPA 8260B	05/08/2010	Methyl-t-butyl ether (MTBE)	< 0.50	0.50	ug/L	EPA 8260B	05/10/2010
1,2-Dichloroethane	< 0.50	0.50	ug/L	EPA 8260B	05/08/2010	Tert-Butanol	< 5.0	5.0	ug/L	EPA 8260B	05/10/2010
1,2-Dichloroethane-d4 (Surr)	108		%	EPA 8260B	05/08/2010	Tert-amyl methyl ether (TAME)	< 0.50	0.50	ug/L	EPA 8260B	05/10/2010
Toluene - d8 (Surr)	101		%	EPA 8260B	05/08/2010	TPH as Gasoline	< 50	50	ug/L	EPA 8260B	05/10/2010
						1,2-Dibromoethane	< 0.50	0.50	ug/L	EPA 8260B	05/10/2010
Benzene	< 0.50	0.50	ug/L	EPA 8260B	05/07/2010	1,2-Dichloroethane	< 0.50	0.50	ug/L	EPA 8260B	05/10/2010
Ethylbenzene	< 0.50	0.50	ug/L	EPA 8260B	05/07/2010	1,2-Dichloroethane-d4 (Surr)	104		%	EPA 8260B	05/10/2010
Toluene	< 0.50	0.50	ug/L	EPA 8260B	05/07/2010	Toluene - d8 (Surr)	98.3		%	EPA 8260B	05/10/2010
Total Xylenes	< 0.50	0.50	ug/L	EPA 8260B	05/07/2010						
Diisopropyl ether (DIPE)	< 0.50	0.50	ug/L	EPA 8260B	05/07/2010	Benzene	< 0.50	0.50	ug/L	EPA 8260B	05/07/2010
Ethanol	< 5.0	5.0	ug/L	EPA 8260B	05/07/2010	Ethylbenzene	< 0.50	0.50	ug/L	EPA 8260B	05/07/2010
Ethyl-t-butyl ether (ETBE)	< 0.50	0.50	ug/L	EPA 8260B	05/07/2010	Toluene	< 0.50	0.50	ug/L	EPA 8260B	05/07/2010
Methanol	< 50	50	ug/L	EPA 8260B	05/07/2010	Total Xylenes	< 0.50	0.50	ug/L	EPA 8260B	05/07/2010
Methyl-t-butyl ether (MTBE)	< 0.50	0.50	ug/L	EPA 8260B	05/07/2010	Diisopropyl ether (DIPE)	< 0.50	0.50	ug/L	EPA 8260B	05/07/2010
Tert-Butanol	< 5.0	5.0	ug/L	EPA 8260B	05/07/2010	Ethanol	< 5.0	5.0	ug/L	EPA 8260B	05/07/2010
Tert-amyl methyl ether (TAME)	< 0.50	0.50	ug/L	EPA 8260B	05/07/2010	Ethyl-t-butyl ether (ETBE)	< 0.50	0.50	ug/L	EPA 8260B	05/07/2010
TPH as Gasoline	< 50	50	ug/L	EPA 8260B	05/07/2010	Methanol	< 50	50	ug/L	EPA 8260B	05/07/2010
1,2-Dibromoethane	< 0.50	0.50	ug/L	EPA 8260B	05/07/2010	Methyl-t-butyl ether (MTBE)	< 0.50	0.50	ug/L	EPA 8260B	05/07/2010
1,2-Dichloroethane	< 0.50	0.50	ug/L	EPA 8260B	05/07/2010	Tert-Butanol	< 5.0	5.0	ug/L	EPA 8260B	05/07/2010
Tetrachloroethene	< 0.50	0.50	ug/L	EPA 8260B	05/07/2010	Tert-amyl methyl ether (TAME)	< 0.50	0.50	ug/L	EPA 8260B	05/07/2010
Trichloroethene	< 0.50	0.50	ug/L	EPA 8260B	05/07/2010	TPH as Gasoline	< 50	50	ug/L	EPA 8260B	05/07/2010
						1,2-Dibromoethane	< 0.50	0.50	ug/L	EPA 8260B	05/07/2010

QC Report : Method Blank Data

Project Name : **Tesoro - Livermore**

Project Number : **01LV**

Parameter	Measured Value	Method Reporting Limit	Units	Analysis Method	Date Analyzed
1,2-Dichloroethane	< 0.50	0.50	ug/L	EPA 8260B	05/07/2010
1,2-Dichloroethane-d4 (Surr)	99.0		%	EPA 8260B	05/07/2010
Toluene - d8 (Surr)	101		%	EPA 8260B	05/07/2010

Parameter	Measured Value	Method Reporting Limit	Units	Analysis Method	Date Analyzed
-----------	----------------	------------------------	-------	-----------------	---------------

QC Report : Matrix Spike/ Matrix Spike Duplicate

Project Name : **Tesoro - Livermore**Project Number : **01LV**

Parameter	Spiked Sample	Sample Value	Spike Level	Spike Dup. Level	Spiked Sample Value	Duplicate Spiked Sample Value	Units	Analysis Method	Date Analyzed	Spiked Sample Percent Recov.	Duplicate Spiked Sample Percent Recov.	Relative Percent Diff.	Spiked Sample Percent Recov. Limit	Relative Percent Diff. Limit
1,2-Dibromoethane	72938-03	<0.50	38.3	39.1	42.8	43.7	ug/L	EPA 8260B	5/8/10	112	112	0.289	80-120	25
1,2-Dichloroethane	72938-03	<0.50	38.3	39.1	44.6	45.5	ug/L	EPA 8260B	5/8/10	116	116	0.125	75.7-122	25
Benzene	72938-03	<0.50	38.3	39.1	38.9	40.3	ug/L	EPA 8260B	5/8/10	102	103	1.58	80-120	25
Diisopropyl ether	72938-03	<0.50	37.8	38.5	38.4	39.7	ug/L	EPA 8260B	5/8/10	101	103	1.61	80-120	25
Ethanol	72938-03	<5.0	96.1	97.9	88.8	82.1	ug/L	EPA 8260B	5/8/10	92.4	83.8	9.75	55.1-159	25
Ethyl-tert-butyl ether	72938-03	<0.50	38.2	39.0	38.5	40.0	ug/L	EPA 8260B	5/8/10	101	103	1.99	76.5-120	25
Ethylbenzene	72938-03	<0.50	38.3	39.1	37.9	39.4	ug/L	EPA 8260B	5/8/10	98.8	101	2.18	80-120	25
Methanol	72938-03	52	960	978	930	926	ug/L	EPA 8260B	5/8/10	91.5	89.3	2.38	53.2-147	25
Methyl-t-butyl ether	72938-03	<0.50	38.5	39.2	39.7	41.0	ug/L	EPA 8260B	5/8/10	103	104	1.20	69.7-121	25
P + M Xylene	72938-03	<0.50	38.3	39.1	37.1	38.5	ug/L	EPA 8260B	5/8/10	96.9	98.5	1.66	76.8-120	25

QC Report : Matrix Spike/ Matrix Spike Duplicate

Project Name : **Tesoro - Livermore**Project Number : **01LV**

Parameter	Spiked Sample	Sample Value	Spike Level	Spike Dup. Level	Spiked Sample Value	Duplicate Spiked Sample Value	Units	Analysis Method	Date Analyzed	Spiked Sample Percent Recov.	Duplicate Spiked Sample Percent Recov.	Relative Percent Diff.	Spiked Sample Percent Recov. Limit	Relative Percent Diff. Limit
Tert-Butanol	72938-03	<5.0	191	195	187	196	ug/L	EPA 8260B	5/8/10	97.8	100	2.86	80-120	25
Tert-amyl-methyl ether	72938-03	<0.50	39.1	39.9	40.6	41.7	ug/L	EPA 8260B	5/8/10	104	104	0.645	78.9-120	25
Toluene	72938-03	<0.50	38.3	39.1	38.5	39.9	ug/L	EPA 8260B	5/8/10	100	102	1.73	80-120	25
1,2-Dibromoethane	72918-08	<0.50	40.0	40.0	40.9	40.9	ug/L	EPA 8260B	5/7/10	102	102	0.119	80-120	25
1,2-Dichloroethane	72918-08	<0.50	40.0	40.0	37.8	37.8	ug/L	EPA 8260B	5/7/10	94.5	94.4	0.0565	75.7-122	25
Benzene	72918-08	<0.50	40.0	40.0	40.7	40.1	ug/L	EPA 8260B	5/7/10	102	100	1.40	80-120	25
Diisopropyl ether	72918-08	<0.50	39.5	39.5	39.7	38.9	ug/L	EPA 8260B	5/7/10	100	98.6	1.98	80-120	25
Ethanol	72918-08	<5.0	100	100	106	111	ug/L	EPA 8260B	5/7/10	106	110	3.86	55.1-159	25
Ethyl-tert-butyl ether	72918-08	<0.50	39.9	39.9	38.5	39.2	ug/L	EPA 8260B	5/7/10	96.6	98.3	1.78	76.5-120	25

QC Report : Matrix Spike/ Matrix Spike Duplicate

Project Name : **Tesoro - Livermore**Project Number : **01LV**

Parameter	Spiked Sample	Sample Value	Spike Level	Spike Dup. Level	Spiked Sample Value	Duplicate Spiked Sample Value	Units	Analysis Method	Date Analyzed	Spiked Sample Percent Recov.	Duplicate Spiked Sample Percent Recov.	Relative Percent Diff.	Spiked Sample Percent Recov. Limit	Relative Percent Diff. Limit
Ethylbenzene	72918-08	<0.50	40.0	40.0	42.6	42.2	ug/L	EPA 8260B	5/7/10	106	105	0.877	80-120	25
Methanol	72918-08	110	1000	1000	986	955	ug/L	EPA 8260B	5/7/10	87.1	84.0	3.65	53.2-147	25
Methyl-t-butyl ether	72918-08	<0.50	40.2	40.2	37.9	39.0	ug/L	EPA 8260B	5/7/10	94.4	97.2	2.84	69.7-121	25
P + M Xylene	72918-08	<0.50	40.0	40.0	42.5	41.6	ug/L	EPA 8260B	5/7/10	106	104	2.07	76.8-120	25
Tert-Butanol	72918-08	<5.0	199	199	204	202	ug/L	EPA 8260B	5/7/10	102	102	0.536	80-120	25
Tert-amyl-methyl ether	72918-08	<0.50	40.8	40.8	39.0	39.0	ug/L	EPA 8260B	5/7/10	95.6	95.5	0.0809	78.9-120	25
Toluene	72918-08	<0.50	40.0	40.0	41.3	40.4	ug/L	EPA 8260B	5/7/10	103	101	2.11	80-120	25
1,2-Dibromoethane	72932-09	<0.50	40.0	40.0	40.8	42.3	ug/L	EPA 8260B	5/10/10	102	106	3.60	80-120	25
1,2-Dichloroethane	72932-09	1.5	40.0	40.0	38.0	38.8	ug/L	EPA 8260B	5/10/10	91.3	93.1	1.94	75.7-122	25

QC Report : Matrix Spike/ Matrix Spike Duplicate

Project Name : **Tesoro - Livermore**Project Number : **01LV**

Parameter	Spiked Sample	Sample Value	Spike Level	Spike Dup. Level	Spiked Sample Value	Duplicate Spiked Sample Value	Units	Analysis Method	Date Analyzed	Spiked Sample Percent Recov.	Duplicate Spiked Sample Percent Recov.	Relative Percent Diff.	Spiked Sample Percent Recov. Limit	Relative Percent Diff. Limit
Benzene	72932-09	210	40.0	40.0	240	242	ug/L	EPA 8260B	5/10/10	70.7	76.8	8.36	80-120	25
Diisopropyl ether	72932-09	0.91	39.5	39.5	38.4	38.3	ug/L	EPA 8260B	5/10/10	95.0	94.8	0.127	80-120	25
Ethanol	72932-09	<5.0	100	100	69.8	80.0	ug/L	EPA 8260B	5/10/10	69.6	79.7	13.6	55.1-159	25
Ethyl-tert-butyl ether	72932-09	<0.50	39.9	39.9	36.1	37.3	ug/L	EPA 8260B	5/10/10	90.5	93.6	3.36	76.5-120	25
Ethylbenzene	72932-09	36	40.0	40.0	71.1	69.6	ug/L	EPA 8260B	5/10/10	88.8	85.1	4.25	80-120	25
Methanol	72932-09	<50	1000	1000	668	638	ug/L	EPA 8260B	5/10/10	66.7	63.7	4.65	53.2-147	25
Methyl-t-butyl ether	72932-09	<0.50	40.2	40.2	35.0	36.4	ug/L	EPA 8260B	5/10/10	87.1	90.6	3.88	69.7-121	25
P + M Xylene	72932-09	35	40.0	40.0	71.1	69.3	ug/L	EPA 8260B	5/10/10	90.2	85.7	5.12	76.8-120	25
Tert-Butanol	72932-09	30	199	199	231	229	ug/L	EPA 8260B	5/10/10	101	99.3	1.28	80-120	25
Tert-amyl-methyl ether	72932-09	<0.50	40.8	40.8	36.4	38.6	ug/L	EPA 8260B	5/10/10	89.0	94.4	5.88	78.9-120	25

QC Report : Matrix Spike/ Matrix Spike Duplicate

Project Name : **Tesoro - Livermore**Project Number : **01LV**

Parameter	Spiked Sample	Sample Value	Spike Level	Spike Dup. Level	Spiked Sample Value	Duplicate Spiked Sample Value	Units	Analysis Method	Date Analyzed	Spiked Sample Percent Recov.	Duplicate Spiked Sample Percent Recov.	Relative Percent Diff.	Spiked Sample Percent Recov. Limit	Relative Percent Diff. Limit
Toluene	72932-09	5.9	40.0	40.0	45.3	45.1	ug/L	EPA 8260B	5/10/10	98.4	98.0	0.410	80-120	25
1,2-Dibromoethane	72918-05	<0.50	40.0	40.0	41.1	40.8	ug/L	EPA 8260B	5/7/10	103	102	0.712	80-120	25
1,2-Dichloroethane	72918-05	<0.50	40.0	40.0	41.3	40.5	ug/L	EPA 8260B	5/7/10	103	101	1.96	75.7-122	25
Benzene	72918-05	<0.50	40.0	40.0	41.3	40.3	ug/L	EPA 8260B	5/7/10	103	101	2.52	80-120	25
Diisopropyl ether	72918-05	<0.50	39.5	39.5	40.0	39.6	ug/L	EPA 8260B	5/7/10	101	100	0.856	80-120	25
Ethanol	72918-05	<5.0	100	100	105	105	ug/L	EPA 8260B	5/7/10	104	105	0.518	55.1-159	25
Ethyl-tert-butyl ether	72918-05	<0.50	39.9	39.9	38.3	37.6	ug/L	EPA 8260B	5/7/10	96.0	94.3	1.81	76.5-120	25
Ethylbenzene	72918-05	<0.50	40.0	40.0	38.5	37.3	ug/L	EPA 8260B	5/7/10	96.2	93.3	3.13	80-120	25
Methanol	72918-05	67	1000	1000	1240	1240	ug/L	EPA 8260B	5/7/10	118	118	0.0162	53.2-147	25

QC Report : Matrix Spike/ Matrix Spike Duplicate

Project Name : **Tesoro - Livermore**Project Number : **01LV**

Parameter	Spiked Sample	Sample Value	Spike Level	Spike Dup. Level	Spiked Sample Value	Duplicate Spiked Sample Value	Units	Analysis Method	Date Analyzed	Spiked Sample Percent Recov.	Duplicate Spiked Sample Percent Recov.	Relative Percent Diff.	Spiked Sample Percent Recov. Limit	Relative Percent Diff. Limit
Methyl-t-butyl ether	72918-05	4.8	40.2	40.2	40.8	40.4	ug/L	EPA 8260B	5/7/10	89.6	88.5	1.23	69.7-121	25
P + M Xylene	72918-05	<0.50	40.0	40.0	40.7	39.6	ug/L	EPA 8260B	5/7/10	102	99.1	2.67	76.8-120	25
Tert-Butanol	72918-05	5.4	199	199	211	210	ug/L	EPA 8260B	5/7/10	103	102	0.783	80-120	25
Tert-amyl-methyl ether	72918-05	<0.50	40.8	40.8	39.8	39.0	ug/L	EPA 8260B	5/7/10	97.4	95.6	1.86	78.9-120	25
Toluene	72918-05	<0.50	40.0	40.0	40.8	39.9	ug/L	EPA 8260B	5/7/10	102	99.8	2.07	80-120	25
Tetrachloroethene	72918-08	<0.50	40.0	40.0	40.5	39.4	ug/L	EPA 8260B	5/7/10	101	98.6	2.70	77.0-120	25
Trichloroethene	72918-08	<0.50	40.0	40.0	39.6	39.0	ug/L	EPA 8260B	5/7/10	99.1	97.5	1.64	80-120	25

QC Report : Laboratory Control Sample (LCS)Project Name : **Tesoro - Livermore**Project Number : **01LV**

Parameter	Spike Level	Units	Analysis Method	Date Analyzed	LCS Percent Recov.	LCS Percent Recov. Limit
1,2-Dibromoethane	40.0	ug/L	EPA 8260B	5/8/10	104	80-120
1,2-Dichloroethane	40.0	ug/L	EPA 8260B	5/8/10	111	75.7-122
Benzene	40.0	ug/L	EPA 8260B	5/8/10	100	80-120
Diisopropyl ether	39.5	ug/L	EPA 8260B	5/8/10	100	80-120
Ethanol	100	ug/L	EPA 8260B	5/8/10	98.7	55.1-159
Ethyl-tert-butyl ether	39.9	ug/L	EPA 8260B	5/8/10	98.4	76.5-120
Ethylbenzene	40.0	ug/L	EPA 8260B	5/8/10	98.9	80-120
Methanol	1000	ug/L	EPA 8260B	5/8/10	108	53.2-147
Methyl-t-butyl ether	40.2	ug/L	EPA 8260B	5/8/10	98.0	69.7-121
P + M Xylene	40.0	ug/L	EPA 8260B	5/8/10	96.6	76.8-120
Tert-Butanol	199	ug/L	EPA 8260B	5/8/10	98.5	80-120
Tert-amyl-methyl ether	40.8	ug/L	EPA 8260B	5/8/10	99.8	78.9-120
Toluene	40.0	ug/L	EPA 8260B	5/8/10	100	80-120
1,2-Dibromoethane	40.2	ug/L	EPA 8260B	5/7/10	103	80-120
1,2-Dichloroethane	40.2	ug/L	EPA 8260B	5/7/10	94.2	75.7-122
Benzene	40.2	ug/L	EPA 8260B	5/7/10	102	80-120
Diisopropyl ether	39.6	ug/L	EPA 8260B	5/7/10	98.9	80-120
Ethanol	101	ug/L	EPA 8260B	5/7/10	110	55.1-159
Ethyl-tert-butyl ether	40.1	ug/L	EPA 8260B	5/7/10	92.9	76.5-120
Ethylbenzene	40.2	ug/L	EPA 8260B	5/7/10	106	80-120
Methanol	1010	ug/L	EPA 8260B	5/7/10	120	53.2-147
Methyl-t-butyl ether	40.4	ug/L	EPA 8260B	5/7/10	88.4	69.7-121

QC Report : Laboratory Control Sample (LCS)

Project Name : **Tesoro - Livermore**Project Number : **01LV**

Parameter	Spike Level	Units	Analysis Method	Date Analyzed	LCS Percent Recov.	LCS Percent Recov. Limit
P + M Xylene	40.2	ug/L	EPA 8260B	5/7/10	105	76.8-120
TPH as Gasoline	503	ug/L	EPA 8260B	5/7/10	102	70.0-130
Tert-Butanol	200	ug/L	EPA 8260B	5/7/10	99.2	80-120
Tert-amyl-methyl ether	41.0	ug/L	EPA 8260B	5/7/10	92.7	78.9-120
Toluene	40.2	ug/L	EPA 8260B	5/7/10	103	80-120
Tetrachloroethene	40.2	ug/L	EPA 8260B	5/7/10	102	77.0-120
Trichloroethene	40.2	ug/L	EPA 8260B	5/7/10	99.1	80-120
1,2-Dibromoethane	40.1	ug/L	EPA 8260B	5/10/10	103	80-120
1,2-Dichloroethane	40.1	ug/L	EPA 8260B	5/10/10	91.3	75.7-122
Benzene	40.1	ug/L	EPA 8260B	5/10/10	100	80-120
Diisopropyl ether	39.6	ug/L	EPA 8260B	5/10/10	96.2	80-120
Ethanol	100	ug/L	EPA 8260B	5/10/10	104	55.1-159
Ethyl-tert-butyl ether	40.0	ug/L	EPA 8260B	5/10/10	91.8	76.5-120
Ethylbenzene	40.1	ug/L	EPA 8260B	5/10/10	101	80-120
Methanol	1000	ug/L	EPA 8260B	5/10/10	110	53.2-147
Methyl-t-butyl ether	40.3	ug/L	EPA 8260B	5/10/10	89.0	69.7-121
P + M Xylene	40.1	ug/L	EPA 8260B	5/10/10	101	76.8-120
TPH as Gasoline	503	ug/L	EPA 8260B	5/10/10	100	70.0-130
Tert-Butanol	200	ug/L	EPA 8260B	5/10/10	99.3	80-120
Tert-amyl-methyl ether	40.9	ug/L	EPA 8260B	5/10/10	91.5	78.9-120
Toluene	40.1	ug/L	EPA 8260B	5/10/10	101	80-120

QC Report : Laboratory Control Sample (LCS)Project Name : **Tesoro - Livermore**Project Number : **01LV**

Parameter	Spike Level	Units	Analysis Method	Date Analyzed	LCS Percent Recov.	LCS Percent Recov. Limit
1,2-Dibromoethane	39.9	ug/L	EPA 8260B	5/7/10	102	80-120
1,2-Dichloroethane	39.9	ug/L	EPA 8260B	5/7/10	103	75.7-122
Benzene	39.9	ug/L	EPA 8260B	5/7/10	103	80-120
Diisopropyl ether	39.4	ug/L	EPA 8260B	5/7/10	98.9	80-120
Ethanol	100	ug/L	EPA 8260B	5/7/10	115	55.1-159
Ethyl-tert-butyl ether	39.8	ug/L	EPA 8260B	5/7/10	94.3	76.5-120
Ethylbenzene	39.9	ug/L	EPA 8260B	5/7/10	95.0	80-120
Methanol	999	ug/L	EPA 8260B	5/7/10	129	53.2-147
Methyl-t-butyl ether	40.1	ug/L	EPA 8260B	5/7/10	89.0	69.7-121
P + M Xylene	39.9	ug/L	EPA 8260B	5/7/10	101	76.8-120
TPH as Gasoline	503	ug/L	EPA 8260B	5/7/10	99.4	70.0-130
Tert-Butanol	199	ug/L	EPA 8260B	5/7/10	101	80-120
Tert-amyl-methyl ether	40.7	ug/L	EPA 8260B	5/7/10	93.5	78.9-120
Toluene	39.9	ug/L	EPA 8260B	5/7/10	102	80-120

Project Contact (Hardcopy or PDF To):
 Mike Purchase Mathew Nelson
 Company / Address: Orion Environmental, Inc.
3150 E Spring St, Suite 212,
1992 Porata Ave., Berkeley, CA 94702 - long beach, ca
 Phone Number: 540-625-2180 562-988-2755
 Fax Number: 562-988-2759
 Project #: _____ P.O. #: _____
 Project Name: Tesoro - Livermore
 Bill to: Mike Purchase Mathew Nelson

Project Address:
 1619 1st Street
 Livermore, CA

Sample Designation	Date	Time	Container				Preservative				Matrix			BTEX (EPA 8260B)	TPH Gas (EPA 8260B)	7 Oxygenates (5 oxy + EtOH, MeOH) (EPA 8260B)	Lead Scav. (1,2 DCA & 1,2 EDB) (EPA 8260B)	TCE and PCE (EPA 8260B)	TAT
			40 ml VOA	Sleeve	Poly	Glass	Tedlar	HCl	HNO ₃	None	H ₂ SO ₄	ZnAc ₂ & NaOH	Water						
MW-3	5/6/10	0753												X	X	X			12 hr
MW-5		0853												X	X	X			24 hr
MW-8		0927												X	X	X			48hr
DW-4		1055												X	X	X	X		72hr
MW-7		1157												X	X	X			<input checked="" type="checkbox"/> 1 wk
MW-10		1150												X	X	X			
TP-5		1702																	
TP-2		1559																	
TP-4		1655																	
VW-3		1749																	

Chain-of-Custody Record and Analysis Request

Analysis Request

--	--	--	--	--	--	--	--	--	--	--	--	--	--	--	--	--	--	--	--	--

Relinquished by: [Signature] Date: 5/6/10 Time: 1202 Received by: [Signature]

Relinquished by: [Signature] Date: 5/6/10 Time: 1350 Received by: _____

Relinquished by: _____ Date: 050610 Time: 1350 Received by Laboratory: [Signature] Kiff Analytical

Remarks:

For Lab Use Only: Sample Receipt

Temp °C	Initials	Date	Time	Therm. ID #	Coolant Present
					Yes / No

Page 24 of 25

SAMPLE RECEIPT CHECKLIST

RECEIVER
RLM
Initials

SRG#: 72926 Date: 050610
Project ID: Tesoro-Livermore
Method of Receipt: Courier Over-the-counter Shipper

COC Inspection

Is COC present? Yes No
Custody seals on shipping container? Intact Broken Not present N/A
Is COC Signed by Relinquisher? Yes No Dated? Yes No
Is sampler name legibly indicated on COC? Yes No
Is analysis or hold requested for all samples Yes No
Is the turnaround time indicated on COC? Yes No
Is COC free of whiteout and uninitialed cross-outs? Yes No, Whiteout No, Cross-outs

Sample Inspection

Coolant Present: Yes No (includes water)
Temperature °C 2.8 Therm. ID# IR-5 Initial RLM Date/Time 050610/1620 N/A
Are there custody seals on sample containers? Intact Broken Not present
Do containers match COC? Yes No No, COC lists absent sample(s) No, Extra sample(s) present
Are there samples matrices other than soil, water, air or carbon? Yes No
Are any sample containers broken, leaking or damaged? Yes No
Are preservatives indicated? Yes, on sample containers Yes, on COC Not indicated N/A
Are preservatives correct for analyses requested? Yes No N/A
Are samples within holding time for analyses requested? Yes No
Are the correct sample containers used for the analyses requested? Yes No
Is there sufficient sample to perform testing? Yes No
Does any sample contain product, have strong odor or are otherwise suspected to be hot? Yes No
Receipt Details
Matrix WA Container type VOA # of containers received 50
Matrix _____ Container type _____ # of containers received _____
Matrix _____ Container type _____ # of containers received _____
Date and Time Sample Put into Temp Storage Date: 050610 Time: 1625

Quicklog

Are the Sample ID's indicated: On COC On sample container(s) On Both Not indicated
If Sample ID's are listed on both COC and containers, do they all match? Yes No N/A
Is the Project ID indicated: On COC On sample container(s) On Both Not indicated
If project ID is listed on both COC and containers, do they all match? Yes No N/A
Are the sample collection dates indicated: On COC On sample container(s) On Both Not indicated
If collection dates are listed on both COC and containers, do they all match? Yes No NOB 5/6 N/A
Are the sample collection times indicated: On COC On sample container(s) On Both Not indicated
If collection times are listed on both COC and containers, do they all match? Yes No N/A

COMMENTS:

For VOA sample labels of 72926-07^{-08, -09, -10}, all labels say sample date is 5/5/10. COC sample date is 5/6/10. NOB 050610

ATTACHMENT G
WASTE MANIFESTS

NON-HAZARDOUS WASTE MANIFEST

Please print or type (Form designed for use on elite (12 pitch) typewriter)

NON-HAZARDOUS WASTE MANIFEST		1. Generator's US EPA ID No. N/A		Manifest Document No.		2. Page 1 of 1							
3. Generator's Name and Mailing Address Tesoro Environmental Resource 3450 S. 344th Way Auburn, WA 98001				Tesoro # 67076 1619 First Street Livermore, CA									
4. Generator's Phone ()													
5. Transporter 1 Company Name EXCEL Environmental Services		6. US EPA ID Number CAL 000209350		A. State Transporter's ID									
7. Transporter 2 Company Name		8. US EPA ID Number		B. Transporter 1 Phone 800-376-6008		C. State Transporter's ID							
9. Designated Facility Name and Site Address ROT 5300 GLAWS RD. Riverbank, CA 95367		10. US EPA ID Number CAL 000190816		D. Transporter 2 Phone		E. State Facility's ID							
				F. Facility's Phone 209-862-8181									
11. WASTE DESCRIPTION				12. Containers		13. Total Quantity		14. Unit Wt./Vol.					
				No.		Type							
				a.		NON-HAZARDOUS Waste Water		001 TT		630		G	
				b.									
				c.									
d.													
G. Additional Descriptions for Materials Listed Above NON-HAZ WATER				H. Handling Codes for Wastes Listed Above									
15. Special Handling Instructions and Additional Information Gloves ERG 171													
16. GENERATOR'S CERTIFICATION: I hereby certify that the contents of this shipment are fully and accurately described and are in all respects in proper condition for transport. The materials described on this manifest are not subject to federal hazardous waste regulations.													
Printed/Typed Name				Signature				Date					
								Month Day Year					
17. Transporter 1 Acknowledgement of Receipt of Materials													
Printed/Typed Name Peter Arroyo				Signature [Signature]				Date					
								Month Day Year 5 6 10					
18. Transporter 2 Acknowledgement of Receipt of Materials													
Printed/Typed Name Tim Liggitt				Signature [Signature]				Date					
								Month Day Year 5 6 10					
19. Discrepancy Indication Space													
20. Facility Owner or Operator; Certification of receipt of the waste materials covered by this manifest, except as noted in item 19.													
Printed/Typed Name				Signature				Date					
								Month Day Year					

NON-HAZARDOUS WASTE

GENERATOR

TRANSPORTER

FACILITY



Manifest

TPST Soil Recyclers of CA Non-Hazardous Soils

↓ Manifest # ↓

Date of Shipment:	Responsible for Payment:	Transporter Truck #: 394173	Facility #: A07	Given by TPST: 35458	Load #: 0011
-------------------	--------------------------	-----------------------------	-----------------	----------------------	--------------

Generator's Name and Billing Address: TESORO ENVIRONMENTAL RESOURCE COMPANY 3450 S. 344TH WAY, SUITE 201 AUBURN, WA 98001	Generator's Phone #: 253-896-8708	Generator's US EPA ID No.
	Person to Contact:	
	FAX#:	Customer Account Number with TPST:

Consultant's Name and Billing Address:	Consultant's Phone #:	
	Person to Contact:	
	FAX#:	Customer Account Number with TPST:

Generation Site (Transport from): (name & address) TESORO 87076 (FORMER) 1619 FIRST ST. LIVERMORE, CA 94550	Site Phone #:	BTEX Levels
	Person to Contact:	TPH Levels
	FAX#:	AVG. Levels


Designated Facility (Transport to): (name & address) TPST SOIL RECYCLERS OF CALIFORNIA 12328 HIBISCUS AVENUE ADELANTO, CA 92301	Facility Phone #:	Facility Permit Numbers
	Person to Contact: (909) 862-8001 DELENA JEFFREY	
	FAX#:	

Transporter Name and Mailing Address: BELSHIRE 25971 TOWNE CENTRE DRIVE FOOTHILL RANCH, CA 92610 BESI: 181440	Transporter's Phone #: (760) 246-8804 349-480-5200	Transporter's US EPA ID No.: CAR000183013
	Person to Contact: LARRY MOOTHART	Transporter's DOT No.: 150047
	FAX#:	Customer Account Number with TPST:


Description of Soil	Moisture Content	Contaminated by:	Approx. Qty:	Description of Delivery	Gross Weight	Tare Weight	Net Weight
Sand <input type="checkbox"/> Organic <input type="checkbox"/> Clay <input type="checkbox"/> Other <input type="checkbox"/>	0 - 10% <input type="checkbox"/> 10 - 20% <input type="checkbox"/> 20% - over <input type="checkbox"/>	Gas <input type="checkbox"/> Diesel <input type="checkbox"/> Other <input type="checkbox"/>	7 drums		46760	37140	3620
Sand <input type="checkbox"/> Organic <input type="checkbox"/> Clay <input type="checkbox"/> Other <input type="checkbox"/>	0 - 10% <input type="checkbox"/> 10 - 20% <input type="checkbox"/> 20% - over <input type="checkbox"/>	Gas <input type="checkbox"/> Diesel <input type="checkbox"/> Other <input type="checkbox"/>					1.81

List any exception to items listed above: _____ Scale Ticket# 51646

Generator's and/or consultant's certification: I/We certify that the soil referenced herein is taken entirely from those soils described in the Soil Data Sheet completed and certified by me/us for the Generation Site shown above and nothing has been added or done to such soil that would alter it in any way.


Print or Type Name: _____	Generator <input type="checkbox"/> Consultant <input type="checkbox"/>	Signature and date: 	Month: 6 Day: 8 Year: 10
---------------------------	--	--	--------------------------

Transporter Transporter's certification: I/We acknowledge receipt of the soil described above and certify that such soil is being delivered in exactly the same condition as when received. I/We further certify that this soil is being directly transported from the Generation Site to the Designated Facility without off-loading, adding to, subtracting from or in any way delaying delivery to such site.

Print or Type Name: _____	Signature and date: 	Month: 6 Day: 8 Year: 10
---------------------------	--	--------------------------

Recycling Facility Discrepancies: _____

Recycling Facility certifies the receipt of the soil covered by this manifest except as noted above:

Print or Type Name: D. JEFFREY/J. PROVANSAL	Signature and date: 	Month: 6 Day: 18 Year: 10
---	--	---------------------------

Please print or type.