



RO428

Denis L. Brown

May 31, 2005

Jerry Wickham  
Alameda County Health Care Services Agency  
1131 Harbor Bay Parkway, Suite 250  
Alameda, CA 94502-6577

Shell Oil Products US  
HSE – Environmental Services  
20945 S. Wilmington Ave.  
Carson, CA 90810-1039  
Tel (707) 865 0251  
Fax (707) 865 2542  
Email [denis.l.brown@shell.com](mailto:denis.l.brown@shell.com)

Re: Groundwater Monitoring Report – First Quarter 2005  
Former Shell Service Station  
350 Grand Avenue  
Oakland, California  
SAP Code 135698  
Incident No. 98995755

RECEIVED  
JUN 01 2005  
ENVIRONMENTAL HEALTH SERVICES

Dear Mr. Wickham:

Attached for your review and comment is a copy of the *Groundwater Monitoring Report – First Quarter 2005* for the above referenced site. Upon information and belief, I declare, under penalty of perjury, that the information contained in the attached document is true and correct.

If you have any questions or concerns, please call me at (707) 865-0251.

Sincerely,

Denis L. Brown  
Sr. Environmental Engineer

May 31, 2005

Mr. Jerry Wickham  
Alameda County Health Care Services Agency  
1131 Harbor Bay Parkway, Suite 250  
Alameda, California 94502-6577

**Re: Groundwater Monitoring Report - First Quarter 2005**  
Shell-branded Service Station  
350 Grand Avenue  
Oakland, California  
SAP Code 135698  
Incident No. 98995755



Dear Mr. Wickham:

Cambria Environmental Technology, Inc. (Cambria) prepared this report on behalf of Equilon Enterprises LLC dba Shell Oil Products US (Shell) in accordance with the quarterly reporting requirements of 23 CCR 2652d.

## **FIRST QUARTER 2005 ACTIVITIES**

**Groundwater Monitoring:** Blaine Tech Services, Inc. (Blaine) of San Jose, California gauged all site wells, sampled selected wells, and prepared a summary table of field gauging and laboratory analytical data. Cambria prepared a vicinity/area well survey map (Figure 1) and a groundwater contour/chemical concentration map (Figure 2). Blaine's report, presenting the laboratory report, is included as Appendix A.

In addition to the standard analytes, groundwater was analyzed for total dissolved solid (TDS) and salinity. TDS ranged from 440 to 1,600 mg/l and Salinity ranged from 0.29 to 0.9 (unitless). The laboratory reports are included in Appendix A.

## **ANTICIPATED SECOND QUARTER 2005 ACTIVITIES**

Blaine will gauge all site wells, sample selected wells, and tabulate the data. Cambria will prepare a groundwater monitoring report.

**Site Investigation:** Cambria submitted a *Site Investigation Work Plan* dated December 27, 2004.

Cambria will discuss this site and the proposed activities with the agency at a meeting on June 8<sup>th</sup>, 2005.

**Cambria  
Environmental  
Technology, Inc.**

270 Perkins Street  
Sonoma, CA 95476  
Tel (707) 935-4850  
Fax (707) 935-6649

## HISTORICAL REMEDIATION SUMMARY

**Groundwater Remediation:** Cambria initiated mobile groundwater extraction (GWE) using a vacuum truck at the site in October 2002 and continued until January 2004. The cumulative estimated volume of water removed from the site through GWE is 54,679 gallons. This volume of water corresponds to the removal of approximately 2.56 pounds of MTBE.

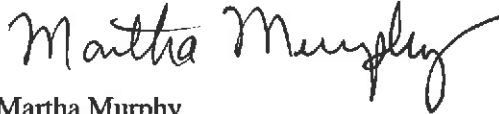
**2001 Dual-Phase Vapor Extraction (DVE) Pilot Test:** In June 2001, Cambria conducted an 8-hour DVE pilot test on groundwater monitoring well S-2. Approximately 50 gallons of groundwater were extracted during the 8-hour test. Estimated mass removal through groundwater extraction of TPHg, benzene, and MTBE was 0.008 pounds, 0.0004 pounds, and 0.009 pounds, respectively. Estimated mass removal through vapor extraction of TPHg, benzene, and MTBE was 2.44 pounds, 0.002 pounds, and 0.005 pounds, respectively.

**2003 Interim Remediation:** In an attempt to reduce gasoline constituent concentrations localized at well S-2, Cambria conducted dual-phase extraction (DPE) from groundwater monitoring well S-2 between September 16 and September 18, 2003. Approximately 35 gallons of groundwater were extracted during approximately 50 hours of DPE from S-2. Estimated mass removal through groundwater extraction is considered negligible. Cambria also conducted soil vapor extraction (SVE) from tank backfill well T-1 on September 18, 2003 in an effort to maximize mass removal and gain additional information about the site. Estimated mass removal from the site through vapor extraction of TPHg, benzene, and MTBE was 0.152 pounds, 0.0009 pounds, and 0.0042 pounds, respectively.

**CLOSING**

If you have any questions regarding this document, please call Ana Friel at (707) 268-3812.

Sincerely,  
**Cambria Environmental Technology, Inc.**



Martha Murphy  
Staff Geologist



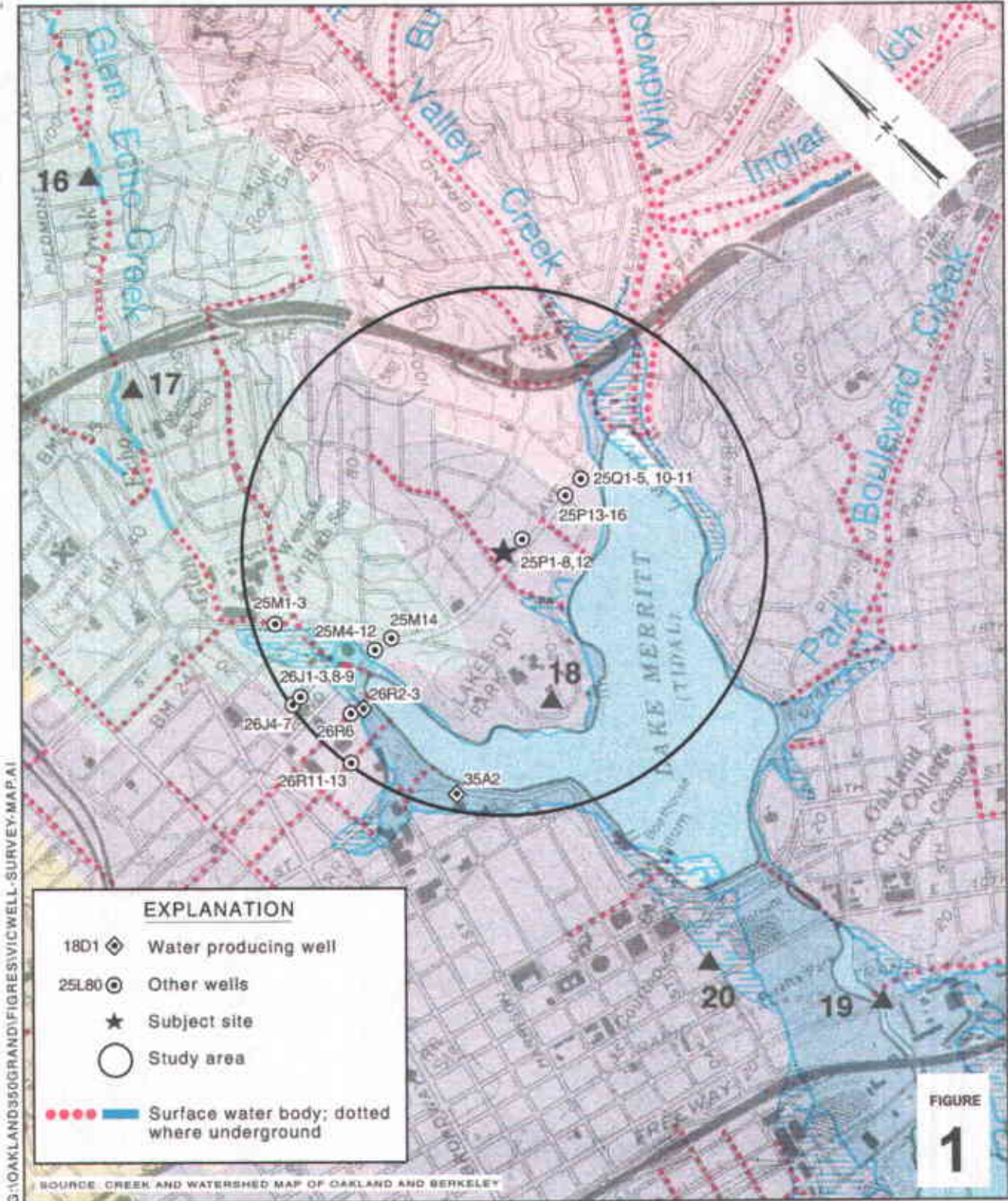
Ana Friel  
Senior Project Geologist  
PG 6452



Attachments:

- Figure 1. Vicinity/Area Well Survey Map
- Figure 2. Groundwater Contour/Chemical Concentration Map
  
- Appendix A. Blaine Tech Services, Inc. - Groundwater Monitoring Report

cc: Denis Brown, Shell  
Gursharnjeet Cheema, 1060 St. Raphael Drive, Bay Point, CA 94565



G:\OAKLAND\356GRAND\FIGRES\VICWELL-SURVEY-MAP.A1

SOURCE: CREEK AND WATERSHED MAP OF OAKLAND AND BERKELEY

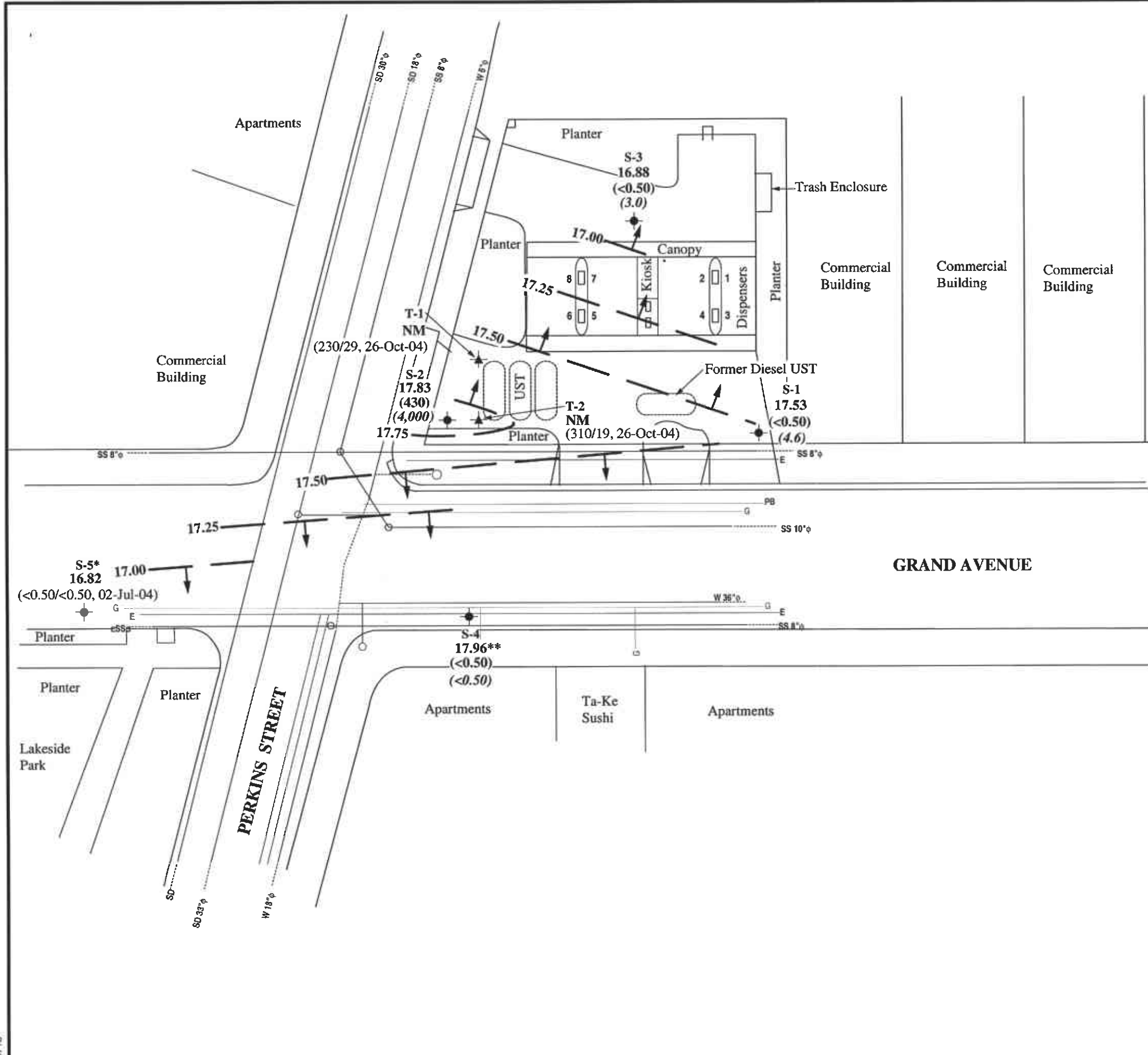
### Shell-branded Service Station

350 Grand Avenue  
Oakland, California  
Incident #98995755



C A M B R I A

### Vicinity/Area Well Survey Map



**EXPLANATION**

- Groundwater monitoring well
- Soil boring location
- Tank backfill well location
- Electric utility line
- Water main utility line
- Gas utility line
- Sanitary sewer utility line
- Storm drain utility line
- Pacific Bell utility line
- Manhole
- Groundwater elevation contour in feet above mean sea level (ft msl). Arrows indicate approximate direction of groundwater flow.
- 16.88** Groundwater elevation in ft msl
- (<0.50)** Benzene concentration in parts per billion
- (3.0)** MTBE concentration in ppb
- (<0.50/19, 17-Jul-03)** Benzene/MTBE concentrations in parts per billion, date last sampled
- NM** Not measured
- \*Well not sampled - did not recharge**
- \*\*Anomalous data - not used in contouring**
- Approximate hydraulic gradient = 0.012 to 0.008
- NOTE:** Utilities lines are dashed where inferred.

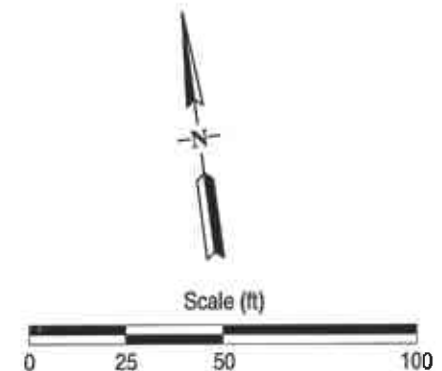


FIGURE  
**2**

**Appendix A**

**Blaine Tech Services, Inc.  
Groundwater Monitoring Report**





Blaine Tech Services, Inc. conducts sampling and documentation assignments of this type as an independent third party. Our activities at this site consisted of objective data and sample collection only. No interpretation of analytical results, defining of hydrological conditions or formulation of recommendations was performed.

Please call if you have any questions.

Yours truly,

Leon Gearhart  
Project Coordinator

LG/ks

attachments: Cumulative Table of WELL CONCENTRATIONS  
Certified Analytical Report  
Field Data Sheets

cc: Ana Friel  
Cambria Environmental Technology, Inc.  
P.O. Box 259  
Sonoma, CA 95476-0259

**WELL CONCENTRATIONS**  
**Shell-branded Service Station**  
**350 Grand Avenue**  
**Oakland, CA**

Well ID	Date	TPPH (ug/L)	TEPH (ug/L)	B (ug/L)	T (ug/L)	E (ug/L)	X (ug/L)	MTBE 8020 (ug/L)	MTBE 8260 (ug/L)	DIPE (ug/L)	ETBE (ug/L)	TAME (ug/L)	TBA (ug/L)	TOC (MSL)	Depth to Water (ft.)	GW Elevation (MSL)	DO Reading (ppm)
S-1	01/23/1991	<50	<50	<0.5	<0.5	<0.5	<0.5	NA	NA	NA	NA	NA	NA	20.84	9.73	11.11	NA
S-1	04/25/1991	<50	<50	<0.5	<0.5	<0.5	<0.5	NA	NA	NA	NA	NA	NA	20.84	7.37	13.47	NA
S-1	07/19/1991	<50	<50	6.8	<0.5	<0.5	<0.5	NA	NA	NA	NA	NA	NA	20.84	8.92	11.92	NA
S-1	10/09/1991	120	260d	10	<0.5	<0.5	<0.5	NA	NA	NA	NA	NA	NA	20.84	9.62	11.22	NA
S-1	01/23/1992	<50	<50	<0.5	<0.5	<0.5	<0.5	NA	NA	NA	NA	NA	NA	20.84	8.94	11.90	NA
S-1	04/27/1992	<50	70b	1.2	<0.5	<0.5	<0.5	NA	NA	NA	NA	NA	NA	20.84	7.06	13.78	NA
S-1	07/10/1992	<50	930	13	<0.5	<0.5	<0.5	NA	NA	NA	NA	NA	NA	20.84	8.31	12.53	NA
S-1	10/06/1992	62	110	<0.5	<0.5	<0.5	<0.5	NA	NA	NA	NA	NA	NA	20.84	9.55	11.29	NA
S-1	01/06/1993	85	81	1.1	<0.5	<0.5	<0.5	NA	NA	NA	NA	NA	NA	20.84	9.86	10.98	NA
S-1	04/26/1993	<50	53c	<0.5	<0.5	<0.5	<0.5	NA	NA	NA	NA	NA	NA	20.84	6.30	14.54	NA
S-1 (D)	04/26/1993	<50	53c	<0.5	<0.5	<0.5	<0.5	NA	NA	NA	NA	NA	NA	20.84	6.30	14.54	NA
S-1	07/20/1993	<50	140	<0.5	<0.5	<0.5	<0.5	NA	NA	NA	NA	NA	NA	20.84	8.78	12.06	NA
S-1	10/18/1993	<50	210	<0.5	<0.5	<0.5	<0.5	NA	NA	NA	NA	NA	NA	20.84	9.20	11.64	NA
S-1	01/07/1994	<50	<50	1.4	1.5	0.55	2.8	NA	NA	NA	NA	NA	NA	20.84	9.53	11.31	NA
S-1 (D)	01/07/1994	<50	53	1.2	1.5	<0.5	2.7	NA	NA	NA	NA	NA	NA	20.84	9.53	11.31	NA
S-1	04/11/1994	<50	320	2.8	<0.5	<0.5	<0.5	NA	NA	NA	NA	NA	NA	20.84	8.50	12.34	NA
S-1 (D)	04/11/1994	<50	220	2.6	<0.5	<0.5	<0.5	NA	NA	NA	NA	NA	NA	20.84	8.50	12.34	NA
S-1	07/14/1994	NA	NA	NA	NA	NA	NA	NA	NA	NA	NA	NA	NA	20.84	8.45	12.39	NA
S-1	07/19/1994	<50	110	<0.5	<0.5	<0.5	<0.5	NA	NA	NA	NA	NA	NA	20.84	9.07	11.77	NA
S-1	10/06/1994	110	370	1.4	<0.5	<0.5	<0.5	NA	NA	NA	NA	NA	NA	20.84	11.68	9.16	NA
S-1	01/04/1995	120	1,000	2.5	<0.5	1.5	1.7	NA	NA	NA	NA	NA	NA	20.84	8.51	12.33	NA
S-1	04/12/1995	<50	290	2.1	<0.5	<0.5	<0.5	NA	NA	NA	NA	NA	NA	20.84	6.66	14.18	NA
S-1 (D)	04/12/1995	<50	480	<0.5	<0.5	<0.5	<0.5	NA	NA	NA	NA	NA	NA	20.84	6.66	14.18	NA
S-1	07/07/1995	<50	370	5.5	<0.5	<0.5	<0.5	NA	NA	NA	NA	NA	NA	20.84	6.95	13.89	NA
S-1 (D)	07/07/1995	<50	450	6.5	<0.5	<0.5	<0.5	NA	NA	NA	NA	NA	NA	20.84	6.95	13.89	NA
S-1	10/05/1995	<50	200	3.9	1.2	<0.5	2.4	NA	NA	NA	NA	NA	NA	20.84	8.50	12.34	NA

**WELL CONCENTRATIONS**  
**Shell-branded Service Station**  
**350 Grand Avenue**  
**Oakland, CA**

Well ID	Date	TPPH (ug/L)	TEPH (ug/L)	B (ug/L)	T (ug/L)	E (ug/L)	X (ug/L)	MTBE 8020 (ug/L)	MTBE 8260 (ug/L)	DIPE (ug/L)	ETBE (ug/L)	TAME (ug/L)	TBA (ug/L)	TOC (MSL)	Depth to Water (ft.)	GW Elevation (MSL)	DO Reading (ppm)
S-1	01/12/1996	230	1,500	2.5	<0.5	0.9	0.6	NA	NA	NA	NA	NA	NA	20.84	8.02	12.82	NA
S-1	04/02/1996	95	2,000	0.91	<0.5	<0.5	<0.5	140	NA	NA	NA	NA	NA	20.84	4.98	15.86	NA
S-1	07/30/1996	<50	510	<0.5	<0.5	<0.5	<0.5	67	NA	NA	NA	NA	NA	20.84	6.40	14.44	NA
S-1 (D)	07/30/1996	<50	380	<0.5	<0.5	<0.5	<0.5	68	NA	NA	NA	NA	NA	20.84	6.40	14.44	NA
S-1	10/02/1996	<50	250	<0.5	<0.5	<0.5	<0.5	96	NA	NA	NA	NA	NA	20.84	7.53	13.31	NA
S-1	09/19/1997	<50	120	<0.50	<0.50	<0.50	<0.50	37	NA	NA	NA	NA	NA	20.84	8.54	12.30	0.8
S-1	01/08/1998	<50	210	<0.50	<0.50	<0.50	<0.50	74	NA	NA	NA	NA	NA	20.84	9.09	11.75	2.6
S-1	07/17/1998	<50	99	<0.50	<0.50	<0.50	<0.50	25	NA	NA	NA	NA	NA	20.86	6.48	14.38	2.6
S-1	01/28/1999	92.7	212	4.5	1.83	1.59	12.1	2.17	NA	NA	NA	NA	NA	20.86	10.46	10.40	2.2
S-1	07/23/1999	537	<50	81.1	91.3	24.8	81.6	47.9	NA	NA	NA	NA	NA	20.86	10.02	10.84	2.1
S-1	01/24/2000	<50.0	79.6	<0.500	<0.500	<0.500	<0.500	8.41	NA	NA	NA	NA	NA	20.86	8.42	12.44	2.2
S-1	07/27/2000	<50.0	127	<0.500	<0.500	<0.500	<0.500	31.9	NA	NA	NA	NA	NA	20.86	7.34	13.52	1.6
S-1	01/12/2001	<50.0	225	<0.500	<0.500	<0.500	<0.500	35.9	NA	NA	NA	NA	NA	20.86	8.15	12.71	1.8
S-1	02/16/2001	<50	140	<0.50	<0.50	<0.50	1.0	NA	24	NA	NA	NA	NA	20.86	7.42	13.44	6.1
S-1	07/09/2001	<50	57	<0.50	<0.50	<0.50	<0.50	NA	19	NA	NA	NA	NA	20.86	7.95	12.91	5.4
S-1	08/07/2001	NA	NA	NA	NA	NA	NA	NA	NA	NA	NA	NA	NA	20.86	7.67	13.19	NA
S-1	10/02/2001	NA	NA	NA	NA	NA	NA	NA	2.5	NA	NA	NA	NA	20.86	7.74	13.12	4.6
S-1	01/18/2002	<50	68	<0.50	<0.50	<0.50	<0.50	NA	31	NA	NA	NA	NA	20.86	6.37	14.49	6.7
S-1	04/17/2002	NA	NA	NA	NA	NA	NA	NA	NA	NA	NA	NA	NA	20.86	6.58	14.28	NA
S-1	07/16/2002	<50	100	<0.50	<0.50	<0.50	0.99	NA	35	NA	NA	NA	NA	23.66	7.38	16.28	7.0
S-1	10/10/2002	NA	NA	NA	NA	NA	NA	NA	NA	NA	NA	NA	NA	23.26	7.89	15.37	NA
S-1	01/16/2003	<50	54	<0.50	<0.50	<0.50	<0.50	NA	17	NA	NA	NA	NA	23.26	6.52	16.74	0.7
S-1	05/02/2003	NA	NA	NA	NA	NA	NA	NA	NA	NA	NA	NA	NA	23.26	6.44	16.82	NA
S-1	07/17/2003	<50	93 j	<0.50	<0.50	<0.50	<1.0	NA	19	NA	NA	NA	NA	23.26	6.96	16.30	0.9
S-1	11/04/2003	NA	NA	NA	NA	NA	NA	NA	NA	NA	NA	NA	NA	23.26	8.09	15.17	NA
S-1	01/13/2004	<50	150 j	<0.50	<0.50	<0.50	<1.0	NA	14	NA	NA	NA	NA	23.26	6.40	16.86	NA

**WELL CONCENTRATIONS**  
**Shell-branded Service Station**  
**350 Grand Avenue**  
**Oakland, CA**

Well ID	Date	TPPH (ug/L)	TEPH (ug/L)	B (ug/L)	T (ug/L)	E (ug/L)	X (ug/L)	MTBE 8020 (ug/L)	MTBE 8260 (ug/L)	DIPE (ug/L)	ETBE (ug/L)	TAME (ug/L)	TBA (ug/L)	TOC (MSL)	Depth to Water (ft.)	GW Elevation (MSL)	DO Reading (ppm)
S-1	01/22/2004	NA	NA	NA	NA	NA	NA	NA	NA	NA	NA	NA	NA	23.26	6.41	16.85	3.1
S-1	04/05/2004	NA	NA	NA	NA	NA	NA	NA	NA	NA	NA	NA	NA	23.26	5.92	17.34	NA
S-1	07/02/2004	<50	66 j	<0.50	<0.50	<0.50	<1.0	NA	2.1	<2.0	<2.0	<2.0	<5.0	23.26	6.66	16.60	1.6
S-1	10/26/2004	NA	NA	NA	NA	NA	NA	NA	NA	NA	NA	NA	NA	23.26	7.36	15.90	NA
S-1	01/13/2005	<50	<50	<0.50	<0.50	<0.50	<1.0	NA	4.6	NA	NA	NA	NA	23.26	5.73	17.53	1.8
S-2	01/23/1991	2,500	1,200	550	15	33	42	NA	NA	NA	NA	NA	NA	21.24	10.55	10.69	NA
S-2	04/25/1991	32,000	20,000b	2,900	480	1,400	2,300	NA	NA	NA	NA	NA	NA	21.24	8.24	13.00	NA
S-2	07/19/1991	21,000	30,000b	4,700	430	1,200	2,400	NA	NA	NA	NA	NA	NA	21.24	9.55	11.69	NA
S-2	10/09/1991	29,000	32,000b	6,300	510	1,700	2,400	NA	NA	NA	NA	NA	NA	21.24	10.26	10.98	NA
S-2	01/23/1992	31,000	36,000b	5,800	480	2,000	2,700	NA	NA	NA	NA	NA	NA	21.24	9.51	11.73	NA
S-2	04/27/1992	21,000d	12,000b	4,800	320	1,600	1,400	NA	NA	NA	NA	NA	NA	21.24	7.83	13.41	NA
S-2	07/10/1992	31,000	3,700e	7,500	940	3,400	3,500	NA	NA	NA	NA	NA	NA	21.24	8.57	12.67	NA
S-2	10/06/1992	57,000	4,500e	9,300	1,200	4,000	4,900	NA	NA	NA	NA	NA	NA	21.24	9.49	11.75	NA
S-2	01/06/1993	55,000	5,600	5,600	360	3,000	3,000	NA	NA	NA	NA	NA	NA	21.24	8.56	12.68	NA
S-2	04/26/1993	32,000	9,400e	10,000	500	4,400	3,600	NA	NA	NA	NA	NA	NA	21.24	6.84	14.40	NA
S-2	07/20/1993	25,000	8,400e	5,800	300	2,700	1,400	NA	NA	NA	NA	NA	NA	21.24	8.52	12.72	NA
S-2 (D)	07/20/1993	25,000	8,900e	5,900	310	2,800	1,400	NA	NA	NA	NA	NA	NA	21.24	8.52	12.72	NA
S-2	10/18/1993	23,000	18,000e	3,700	200	2,100	1,600	NA	NA	NA	NA	NA	NA	21.24	9.36	11.88	NA
S-2 (D)	10/18/1993	28,000	14,000e	3,700	210	2,100	1,600	NA	NA	NA	NA	NA	NA	21.24	9.36	11.88	NA
S-2	01/07/1994	120,000	22,000e	6,900	400	3,100	2,600	NA	NA	NA	NA	NA	NA	21.24	8.37	12.87	NA
S-2	04/11/1994	34,000	17,000e	4,800	170	1,900	880	NA	NA	NA	NA	NA	NA	21.24	6.96	14.28	NA
S-2	07/14/1994	NA	NA	NA	NA	NA	NA	NA	NA	NA	NA	NA	NA	21.24	7.49	13.75	NA
S-2	07/19/1994	23,000	NA	4,300	210	1,100	1,000	NA	NA	NA	NA	NA	NA	21.24	8.02	13.22	NA
S-2 (D)	07/19/1994	29,000	NA	4,700	270	1,200	1,200	NA	NA	NA	NA	NA	NA	21.24	8.02	13.22	NA
S-2	10/06/1994	61,000	NA	4,600	290	1,900	1,900	NA	NA	NA	NA	NA	NA	21.24	11.00	10.24	NA

**WELL CONCENTRATIONS**  
**Shell-branded Service Station**  
**350 Grand Avenue**  
**Oakland, CA**

Well ID	Date	TPPH (ug/L)	TEPH (ug/L)	B (ug/L)	T (ug/L)	E (ug/L)	X (ug/L)	MTBE 8020 (ug/L)	MTBE 8260 (ug/L)	DIPE (ug/L)	ETBE (ug/L)	TAME (ug/L)	TBA (ug/L)	TOC (MSL)	Depth to Water (ft.)	GW Elevation (MSL)	DO Reading (ppm)
S-2 (D)	10/06/1994	52,000	NA	5,200	270	2,100	1,900	NA	NA	NA	NA	NA	NA	21.24	11.00	10.24	NA
S-2	01/04/1994	23,000	NA	4,500	49	1,300	500	NA	NA	NA	NA	NA	NA	21.24	8.07	13.17	NA
S-2 (D)	01/04/1995	18,000	NA	3,800	33	1,100	390	NA	NA	NA	NA	NA	NA	21.24	8.07	13.17	NA
S-2	04/12/1995	29,000	NA	4,300	210	990	700	NA	NA	NA	NA	NA	NA	21.24	6.12	15.12	NA
S-2	07/07/1995	26,000	NA	4,200	180	1,100	730	NA	NA	NA	NA	NA	NA	21.24	6.35	14.89	NA
S-2	10/05/1995	26,000	10,000	3,500	150	1,100	640	NA	NA	NA	NA	NA	NA	21.24	7.36	13.88	NA
S-2 (D)	10/05/1995	33,000	9,400	4,200	210	1,500	850	NA	NA	NA	NA	NA	NA	21.24	7.36	13.88	NA
S-2	01/12/1996	36,000	13,000	4,100	240	1,400	790	NA	NA	NA	NA	NA	NA	21.24	7.64	13.60	NA
S-2 (D)	01/12/1996	40,000	11,000	4,100	260	1,400	860	NA	NA	NA	NA	NA	NA	21.24	7.64	13.60	NA
S-2	04/02/1996	12,000	7,300	1,300	120	460	150	4,000	NA	NA	NA	NA	NA	21.24	6.18	15.06	NA
S-2 (D)	04/02/1996	17,000	5,800	1,800	29	590	140	7,600	NA	NA	NA	NA	NA	21.24	6.18	15.06	NA
S-2	07/30/1996	18,000	13,000	3,000	100	1,200	420	17,000	19,000	NA	NA	NA	NA	21.24	7.22	14.02	NA
S-2	10/02/1996	28,000	18,000	3,700	110	1,100	260	20,000	NA	NA	NA	NA	NA	21.24	7.60	13.64	NA
S-2 (D)	10/02/1996	25,000	31,000	3,500	100	1,100	260	19,000	NA	NA	NA	NA	NA	21.24	7.60	13.64	NA
S-2	09/19/1997	21,000	11,000	2,300	120	500	110	11,000	NA	NA	NA	NA	NA	21.24	7.45	13.79	2.1
S-2	01/08/1998	35,000	8,100	3,200	260	850	320	23,000	NA	NA	NA	NA	NA	21.24	6.96	14.28	2.3
S-2 (D)	01/08/1998	27,000	5,400	3,400	190	860	200	23,000	NA	NA	NA	NA	NA	21.24	6.96	14.28	2.3
S-2	07/17/1998	19,000	12,000	1,700	130	610	130	13,000	NA	NA	NA	NA	NA	21.24	6.67	14.57	2.3
S-2	01/28/1999	482	99	24	7.52	5.41	63.7	11	NA	NA	NA	NA	NA	21.24	10.63	10.61	2.4
S-2	07/23/1999	320	223	52.0	54.5	14.7	48.6	33.9	NA	NA	NA	NA	NA	21.24	10.12	11.12	2.6
S-2	01/24/2000	18,500	7,600	1,440	140	472	68.9	6,940	NA	NA	NA	NA	NA	21.24	8.63	12.61	1.6
S-2	07/27/2000	14,900	10,200	1,250	98.8	437	<50.0	22,200	30,200	NA	NA	NA	NA	21.24	7.94	13.30	2.0
S-2	01/12/2001 h	17,200	8,050	930	88.8	497	57.0	23,200	18,500	NA	NA	NA	NA	21.24	8.82	12.42	1.9
S-2	02/16/2001	20,000	<5,000	990	93	450	63	NA	21,000	NA	NA	NA	NA	21.24	7.10	14.14	1.6
S-2	07/09/2001	16,000	26,000	690	62	210	<50	NA	27,000	NA	NA	NA	NA	21.24	8.35	12.89	2.1
S-2	08/07/2001	NA	NA	NA	NA	NA	NA	NA	NA	NA	NA	NA	NA	21.24	8.19	13.05	NA

**WELL CONCENTRATIONS**  
**Shell-branded Service Station**  
**350 Grand Avenue**  
**Oakland, CA**

Well ID	Date	TPPH (ug/L)	TEPH (ug/L)	B (ug/L)	T (ug/L)	E (ug/L)	X (ug/L)	MTBE 8020 (ug/L)	MTBE 8260 (ug/L)	DIPE (ug/L)	ETBE (ug/L)	TAME (ug/L)	TBA (ug/L)	TOC (MSL)	Depth to Water (ft.)	GW Elevation (MSL)	DO Reading (ppm)
S-2	10/02/2001	18,000	<12,000	810	89	470	69	NA	23,000	NA	NA	NA	NA	21.24	8.50	12.74	2.0
S-2	01/18/2002	21,000	21,000	750	79	470	69	NA	23,000	NA	NA	NA	NA	21.24	6.96	14.28	5.9
S-2	04/17/2002	34,000	<26,000	620	70	390	60	NA	17,000	NA	NA	NA	NA	21.24	7.39	13.85	0.6
S-2	07/16/2002	14,000	<10,000	630	75	310	33	NA	20,000	NA	NA	NA	NA	24.03	7.95	16.08	6.0
S-2	10/10/2002	11,000	<6,000	480	50	190	<50	NA	15,000	NA	NA	NA	NA	23.73	8.36	15.37	1.0
S-2	01/16/2003	16,000	<8,000	720	88	290	89	NA	17,000	NA	NA	NA	NA	23.73	6.98	16.75	0.7
S-2	05/02/2003	12,000 j	4,800 j	560	<50	<50	<100	NA	14,000	NA	NA	NA	NA	23.73	7.02	16.71	1.1
S-2	07/17/2003	26,000	4,800 j	850	85	240	<100	NA	13,000	NA	NA	NA	NA	23.73	8.06	15.67	2.1
S-2	11/04/2003	10,000	3,600 j	560	62	250	<100	NA	10,000	NA	NA	NA	NA	23.73	8.69	15.04	0.8
S-2	01/13/2004	17,000	5,400 j	740	<100	350	<200	NA	11,000	NA	NA	NA	NA	23.73	6.30	17.43	NA
S-2	01/22/2004	NA	NA	NA	NA	NA	NA	NA	NA	NA	NA	NA	NA	23.73	6.64	17.09	0.3
S-2	04/05/2004	16,000	7,000 j	650	53	<50	<100	NA	10,000	NA	NA	NA	NA	23.73	6.61	17.12	0.2
S-2	07/02/2004	11,000	7,900 j	470	<50	240	<100	NA	6,800	<200	<200	<200	6,000	23.73	7.45	16.28	2.7
S-2	10/26/2004	12,000	6,900 k	370	<50	240	<100	NA	7,400	NA	NA	NA	4,900	23.73	7.80	15.93	0.5
S-2	01/13/2005	13,000	3,100 k	430	40	370	<25	NA	4,000	NA	NA	NA	2,700	23.73	5.90	17.83	0.3
S-3	01/23/1991	<50	NA	<0.5	<0.5	<0.5	<0.5	NA	NA	NA	NA	NA	NA	22.70	14.67	8.03	NA
S-3	04/25/1991	<50	NA	<0.5	<0.5	<0.5	<0.5	NA	NA	NA	NA	NA	NA	22.70	12.96	9.74	NA
S-3	07/19/1991	<50	NA	<0.5	<0.5	<0.5	<0.5	NA	NA	NA	NA	NA	NA	22.70	12.45	10.25	NA
S-3	10/09/1991	<50	NA	<0.5	<0.5	<0.5	<0.5	NA	NA	NA	NA	NA	NA	22.70	12.98	9.72	NA
S-3	01/23/1992	<50	NA	<0.5	<0.5	<0.5	<0.5	NA	NA	NA	NA	NA	NA	22.70	13.06	9.64	NA
S-3	04/27/1992	<50	100	<0.5	<0.5	<0.5	<0.5	NA	NA	NA	NA	NA	NA	22.70	7.25	15.45	NA
S-3	07/10/1992	<50	68	<0.5	<0.5	<0.5	<0.5	NA	NA	NA	NA	NA	NA	22.70	8.46	14.24	NA
S-3	10/06/1992	<50	<10	<0.5	<0.5	<0.5	<0.5	NA	NA	NA	NA	NA	NA	22.70	11.77	10.93	NA
S-3	01/06/1993	<50	<10	<0.5	<0.5	<0.5	<0.5	NA	NA	NA	NA	NA	NA	22.70	12.53	10.17	NA
S-3	04/26/1993	<50	69	<0.5	<0.5	<0.5	<0.5	NA	NA	NA	NA	NA	NA	22.70	4.28	18.42	NA
S-3	07/20/1993	<50	120	<0.5	0.6	<0.5	<0.5	NA	NA	NA	NA	NA	NA	22.70	5.70	17.00	NA

**WELL CONCENTRATIONS**  
**Shell-branded Service Station**  
**350 Grand Avenue**  
**Oakland, CA**

Well ID	Date	TPPH (ug/L)	TEPH (ug/L)	B (ug/L)	T (ug/L)	E (ug/L)	X (ug/L)	MTBE 8020 (ug/L)	MTBE 8260 (ug/L)	DIPE (ug/L)	ETBE (ug/L)	TAME (ug/L)	TBA (ug/L)	TOC (MSL)	Depth to Water (ft.)	GW Elevation (MSL)	DO Reading (ppm)
S-3	10/18/1993	<50	160	<0.5	<0.5	<0.5	<0.5	NA	NA	NA	NA	NA	NA	22.70	10.30	12.40	NA
S-3	01/07/1994 a	160	58	59	26	4.9	22	NA	NA	NA	NA	NA	NA	22.70	12.40	10.30	NA
S-3	04/11/1994	<50	<50	<0.52	<0.5	<0.5	<0.5	NA	NA	NA	NA	NA	NA	22.70	10.94	11.76	NA
S-3	07/14/1994	NA	NA	NA	NA	NA	NA	NA	NA	NA	NA	NA	NA	22.70	7.90	14.80	NA
S-3	07/19/1994	<50	110d	<0.5	<0.5	<0.5	<0.5	NA	NA	NA	NA	NA	NA	22.70	8.12	14.58	NA
S-3	10/06/1994	<50	<50	<0.5	<0.5	<0.5	<0.5	NA	NA	NA	NA	NA	NA	22.70	12.15	10.55	NA
S-3	01/04/1995	<50	<50	<0.5	<0.5	<0.5	<0.5	NA	NA	NA	NA	NA	NA	22.70	11.18	11.52	NA
S-3	04/12/1995	<50	110	<0.5	<0.5	<0.5	<0.5	NA	NA	NA	NA	NA	NA	22.70	3.76	18.94	NA
S-3	07/07/1995	<50	410	<0.5	<0.5	<0.5	<0.5	NA	NA	NA	NA	NA	NA	22.70	4.72	17.98	NA
S-3	10/05/1995	<50	160	<0.5	<0.5	<0.5	<0.5	NA	NA	NA	NA	NA	NA	22.70	5.80	16.90	NA
S-3	01/12/1996	100	<50	<0.5	<0.5	<0.5	<0.5	NA	NA	NA	NA	NA	NA	22.70	7.00	15.70	NA
S-3	04/02/1996	<50	170	<0.5	<0.5	<0.5	<0.5	3.4	NA	NA	NA	NA	NA	22.70	3.42	19.28	NA
S-3	07/30/1996	<50	92	<0.5	<0.5	<0.5	<0.5	4.3	NA	NA	NA	NA	NA	22.70	5.89	16.81	NA
S-3	10/02/1996	<50	160	<0.5	<0.5	<0.5	<0.5	4.1	NA	NA	NA	NA	NA	22.70	7.20	15.50	NA
S-3	09/19/1997	<50	260	<0.50	<0.50	<0.50	<0.50	4.3	NA	NA	NA	NA	NA	22.70	6.92	15.78	1.4
S-3 (D)	09/19/1997	<50	290	<0.50	<0.50	<0.50	<0.50	5.2	NA	NA	NA	NA	NA	22.70	6.92	15.78	1.4
S-3	01/08/1998	<50	170	<0.50	<0.50	<0.50	0.92	120	NA	NA	NA	NA	NA	22.70	5.77	16.93	2.7
S-3	07/17/1998	<50	97	<0.50	<0.50	<0.50	<0.50	33	NA	NA	NA	NA	NA	22.71	4.17	18.54	2.7
S-3	01/28/1999	656	<50.0	45.4	10.2	4.98	83.2	87.2	NA	NA	NA	NA	NA	22.71	8.15	14.56	1.8
S-3	07/23/1999	<50.0	77.3	<0.500	<0.500	<0.500	<0.500	39.3	NA	NA	NA	NA	NA	22.71	7.46	15.25	1.9
S-3	01/24/2000	<50.0	77.2	<0.500	<0.500	<0.500	<0.500	12.0	NA	NA	NA	NA	NA	22.71	5.92	16.79	2.1
S-3	07/27/2000	<50.0	142	<0.500	<0.500	<0.500	<0.500	<5.00	NA	NA	NA	NA	NA	22.71	6.54	16.17	1.7
S-3	01/12/2001 f	<50.0	96	<0.500	<0.500	<0.500	<0.500	<2.50	NA	NA	NA	NA	NA	22.71	8.25	14.46	1.7
S-3	02/16/2001	<50	<50	<0.50	<0.50	<0.50	<0.50	NA	2.0	NA	NA	NA	NA	22.71	11.37	11.34	NA
S-3	07/09/2001	<50	<50	<0.50	0.54	<0.50	<0.50	NA	<5.0	NA	NA	NA	NA	22.71	9.70	13.01	1.4
S-3	08/07/2001	NA	NA	NA	NA	NA	NA	NA	NA	NA	NA	NA	NA	22.71	11.48	11.23	NA

**WELL CONCENTRATIONS**  
**Shell-branded Service Station**  
**350 Grand Avenue**  
**Oakland, CA**

Well ID	Date	TPPH (ug/L)	TEPH (ug/L)	B (ug/L)	T (ug/L)	E (ug/L)	X (ug/L)	MTBE 8020 (ug/L)	MTBE 8260 (ug/L)	DIPE (ug/L)	ETBE (ug/L)	TAME (ug/L)	TBA (ug/L)	TOC (MSL)	Depth to Water (ft.)	GW Elevation (MSL)	DO Reading (ppm)
S-3	10/02/2001	NA	NA	NA	NA	NA	NA	NA	NA	NA	NA	NA	NA	22.71	11.56	11.15	NA
S-3	01/18/2002	<50	120	<0.50	<0.50	<0.50	<0.50	NA	<5.0	NA	NA	NA	NA	22.71	7.74	14.97	1.5
S-3	04/17/2002	NA	NA	NA	NA	NA	NA	NA	NA	NA	NA	NA	NA	22.71	6.45	16.26	NA
S-3	07/16/2002	<50	72	<0.50	<0.50	<0.50	0.61	NA	<5.0	NA	NA	NA	NA	25.49	7.70	17.79	5.0
S-3	10/10/2002	NA	NA	NA	NA	NA	NA	NA	NA	NA	NA	NA	NA	25.14	10.15	14.99	NA
S-3	01/16/2003	<50	<50	<0.50	<0.50	<0.50	<0.50	NA	<5.0	NA	NA	NA	NA	25.14	8.60	16.54	2.9
S-3	05/02/2003	NA	NA	NA	NA	NA	NA	NA	NA	NA	NA	NA	NA	25.14	7.07	18.07	NA
S-3	07/17/2003	<50	74 j	<0.50	<0.50	<0.50	<1.0	NA	1.3	NA	NA	NA	NA	25.14	7.25	17.89	2.5
S-3	11/04/2003	NA	NA	NA	NA	NA	NA	NA	NA	NA	NA	NA	NA	25.14	9.51	15.63	NA
S-3	01/13/2004	<50	180 j	<0.50	<0.50	<0.50	<1.0	NA	0.81	NA	NA	NA	NA	25.14	8.91	16.23	NA
S-3	01/22/2004	NA	NA	NA	NA	NA	NA	NA	NA	NA	NA	NA	NA	25.14	8.50	16.64	3.3
S-3	04/05/2004	NA	NA	NA	NA	NA	NA	NA	NA	NA	NA	NA	NA	25.14	6.89	18.25	NA
S-3	07/02/2004	<50	140 j	<0.50	<0.50	<0.50	<1.0	NA	0.65	<2.0	<2.0	<2.0	<5.0	25.14	7.50	17.64	7.1
S-3	10/26/2004	NA	NA	NA	NA	NA	NA	NA	NA	NA	NA	NA	NA	25.14	9.74	15.40	NA
S-3	01/13/2005	<50	54 j	<0.50	<0.50	<0.50	<1.0	NA	3.0	NA	NA	NA	NA	25.14	8.26	16.88	4.0
S-4	07/17/1998	<50	220	<0.50	<0.50	<0.50	<0.50	<2.5	NA	NA	NA	NA	NA	19.96	6.59	13.37	2.5
S-4 (D)	07/17/1998	<50	260	<0.50	<0.50	<0.50	<0.50	<2.5	NA	NA	NA	NA	NA	19.96	6.59	13.37	2.5
S-4	01/28/1999	<50.0	356	0.882	<0.500	<0.500	0.71	<2.00	NA	NA	NA	NA	NA	19.96	10.57	9.39	3.0
S-4	07/23/1999	<50.0	<50	<0.500	<0.500	<0.500	<0.500	8.27	NA	NA	NA	NA	NA	19.96	10.06	9.90	2.1
S-4	01/24/2000	Unable to sample		NA	NA	NA	NA	NA	NA	NA	NA	NA	NA	19.96	8.29	11.67	NA
S-4	02/02/2000	<50.0	410	<0.500	<0.500	<0.500	<0.500	<5.00	NA	NA	NA	NA	NA	19.96	9.93	10.03	2.0
S-4	07/27/2000	Well inaccessible		NA	NA	NA	NA	NA	NA	NA	NA	NA	NA	19.96	NA	NA	NA
S-4	08/02/2000	<50.0	265	<0.500	<0.500	<0.500	<0.500	<2.50	NA	NA	NA	NA	NA	19.96	8.05	11.91	2.0
S-4	01/12/2001	Well inaccessible		NA	NA	NA	NA	NA	NA	NA	NA	NA	NA	19.96	NA	NA	NA
S-4	01/25/2001	<50.0	235	<0.500	0.629	0.656	4.65	<2.50	NA	NA	NA	NA	NA	19.96	10.12	9.84	2.0



**WELL CONCENTRATIONS**  
**Shell-branded Service Station**  
**350 Grand Avenue**  
**Oakland, CA**

Well ID	Date	TPPH (ug/L)	TEPH (ug/L)	B (ug/L)	T (ug/L)	E (ug/L)	X (ug/L)	MTBE 8020 (ug/L)	MTBE 8260 (ug/L)	DIPE (ug/L)	ETBE (ug/L)	TAME (ug/L)	TBA (ug/L)	TOC (MSL)	Depth to Water (ft.)	GW Elevation (MSL)	DO Reading (ppm)
S-4	02/16/2001	Well inaccessible		NA	NA	NA	NA	NA	NA	NA	NA	NA	NA	19.96	NA	NA	NA
S-4	07/09/2001	Well inaccessible		NA	NA	NA	NA	NA	NA	NA	NA	NA	NA	19.96	NA	NA	NA
S-4	08/07/2001	<50	<50	<0.50	<0.50	<0.50	<1.0	NA	<5.0	NA	NA	NA	NA	19.96	8.77	11.19	2.3
S-4	10/02/2001	<50	350	<0.50	<0.50	<0.50	<0.50	NA	<5.0	NA	NA	NA	NA	19.96	9.09	10.87	2.6
S-4	01/18/2002	Well inaccessible		NA	NA	NA	NA	NA	NA	NA	NA	NA	NA	19.96	NA	NA	NA
S-4	01/23/2002	Insufficient water		NA	NA	NA	NA	NA	NA	NA	NA	NA	NA	19.96	7.13	12.83	NA
S-4	04/17/2002	Insufficient water		NA	NA	NA	NA	NA	NA	NA	NA	NA	NA	19.96	6.28	13.68	NA
S-4	04/26/2002	<50	260	<0.50	<0.50	<0.50	<0.50	NA	<5.0	NA	NA	NA	NA	19.96	5.63	14.33	g
S-4	07/16/2002	<50	250	<0.50	<0.50	<0.50	1.1	NA	<5.0	NA	NA	NA	NA	22.75	6.90	15.85	1.6
S-4	10/10/2002	Insufficient water		NA	NA	NA	NA	NA	NA	NA	NA	NA	NA	22.34	9.20	13.14	NA
S-4	01/16/2003	<50	280	<0.50	<0.50	<0.50	<0.50	NA	<5.0	NA	NA	NA	NA	22.34	7.11	15.23	2.1
S-4	05/02/2003	53	130 j	0.67	<0.50	3.8	2.4	NA	<5.0	NA	NA	NA	NA	22.34	5.14	17.20	0.61
S-4	07/17/2003	<50	76 j	1.4	0.57	2.0	1.3	NA	<0.50	NA	NA	NA	NA	22.34	7.26	15.08	g
S-4	11/04/2003	<50	130 j	<0.50	<0.50	<0.50	<1.0	NA	<0.50	NA	NA	NA	NA	22.34	9.03	13.31	g
S-4	01/13/2004	<50	190 j	<0.50	<0.50	<0.50	<1.0	NA	<0.50	NA	NA	NA	NA	22.34	8.20	14.14	NA
S-4	01/22/2004	NA	NA	NA	NA	NA	NA	NA	NA	NA	NA	NA	NA	22.34	6.91	15.43	1.8
S-4	04/05/2004	<50	79 j	<0.50	<0.50	<0.50	<1.0	NA	<0.50	NA	NA	NA	NA	22.34	5.70	16.64	6.0
S-4	07/02/2004	<50	140 j	<0.50	<0.50	<0.50	<1.0	NA	<0.50	<2.0	<2.0	<2.0	<5.0	22.34	8.11	14.23	7.3
S-4	10/26/2004	<50	870 j	<0.50	<0.50	<0.50	<1.0	NA	<0.50	NA	NA	NA	NA	22.34	9.14	13.20	0.2
S-4	01/13/2005	<50	59 j	<0.50	<0.50	<0.50	<1.0	NA	<0.50	NA	NA	NA	NA	22.34	4.38	17.96	7.6
S-5	07/17/1998	<50	110	<0.50	<0.50	<0.50	<0.50	<2.5	NA	NA	NA	NA	NA	22.27	6.78	15.49	2.2
S-5	01/28/1999	<50.0	109	<0.500	<0.500	<0.500	<0.500	<2.00	NA	NA	NA	NA	NA	22.27	10.75	11.52	2.0
S-5	07/23/1999	<50.0	204	<0.500	<0.500	<0.500	<0.500	5.95	NA	NA	NA	NA	NA	22.27	10.21	12.06	1.8
S-5	01/24/2000	Unable to sample		NA	NA	NA	NA	NA	NA	NA	NA	NA	NA	22.27	8.23	14.04	NA
S-5	02/02/2000	<50.0	172	<0.500	<0.500	<0.500	<0.500	<5.00	NA	NA	NA	NA	NA	22.27	10.15	12.12	1.9

**WELL CONCENTRATIONS**  
**Shell-branded Service Station**  
**350 Grand Avenue**  
**Oakland, CA**

Well ID	Date	TPPH (ug/L)	TEPH (ug/L)	B (ug/L)	T (ug/L)	E (ug/L)	X (ug/L)	MTBE 8020 (ug/L)	MTBE 8260 (ug/L)	DIPE (ug/L)	ETBE (ug/L)	TAME (ug/L)	TBA (ug/L)	TOC (MSL)	Depth to Water (ft.)	GW Elevation (MSL)	DO Reading (ppm)
S-5	07/27/2000	<50.0	119	<0.500	<0.500	<0.500	<0.500	<5.00	NA	NA	NA	NA	NA	22.27	7.41	14.86	2.0
S-5	01/12/2001	<50.0	NA	<0.500	<0.500	<0.500	<0.500	<2.50	NA	NA	NA	NA	NA	22.27	8.80	13.47	NA
S-5	01/25/2001	NA	193	NA	NA	NA	NA	NA	NA	NA	NA	NA	NA	22.27	9.77	12.50	1.7
S-5	02/16/2001	Well inaccessible		NA	NA	NA	NA	NA	NA	NA	NA	NA	NA	22.27	NA	NA	NA
S-5	07/09/2001	Well inaccessible		NA	NA	NA	NA	NA	NA	NA	NA	NA	NA	22.27	NA	NA	NA
S-5	08/07/2001	<50	<50	<0.50	<0.50	<0.50	<1.0	NA	<5.0	NA	NA	NA	NA	22.27	8.97	13.30	2.2
S-5	10/02/2001	NA	NA	NA	NA	NA	NA	NA	NA	NA	NA	NA	NA	22.27	8.44	13.83	NA
S-5	01/18/2002	<50	190	<0.50	<0.50	<0.50	0.51	NA	<5.0	NA	NA	NA	NA	22.27	6.67	15.60	1.9
S-5	04/17/2002	NA	NA	NA	NA	NA	NA	NA	NA	NA	NA	NA	NA	22.27	6.95	15.32	NA
S-5	07/16/2002	<50	1,200	<0.50	<0.50	<0.50	1.2	NA	<5.0	NA	NA	NA	NA	25.06	7.31	17.75	1.8
S-5	10/10/2002	NA	NA	NA	NA	NA	NA	NA	NA	NA	NA	NA	NA	24.78	8.07	16.71	NA
S-5	01/16/2003	<50	110	<0.50	<0.50	<0.50	<0.50	NA	<5.0	NA	NA	NA	NA	24.78	6.42	18.36	2.3
S-5	05/02/2003	NA	NA	NA	NA	NA	NA	NA	NA	NA	NA	NA	NA	24.78	6.20	18.58	NA
S-5	07/17/2003	<50	67 j	2.1	0.87	2.8	1.9	NA	<0.50	NA	NA	NA	NA	24.78	7.82	16.96	g
S-5	11/04/2003	NA	NA	NA	NA	NA	NA	NA	NA	NA	NA	NA	NA	24.78	8.53	16.25	NA
S-5	01/13/2004	<50	350 j	<0.50	0.51	<0.50	<1.0	NA	<0.50	NA	NA	NA	NA	24.78	7.47	17.31	NA
S-5	01/22/2004	NA	NA	NA	NA	NA	NA	NA	NA	NA	NA	NA	NA	24.78	6.28	18.50	1.1
S-5	04/05/2004	NA	NA	NA	NA	NA	NA	NA	NA	NA	NA	NA	NA	24.78	5.79	18.99	NA
S-5	07/02/2004	<50	140 j	<0.50	<0.50	<0.50	<1.0	NA	<0.50	NA	NA	NA	NA	24.78	7.98	16.80	7.1
S-5	10/26/2004	NA	NA	NA	NA	NA	NA	NA	NA	NA	NA	NA	NA	24.78	8.44	16.34	NA
S-5	01/13/2005	Insufficient water		NA	NA	NA	NA	NA	NA	NA	NA	NA	NA	24.78	7.96	16.82	NA
T-1	07/16/2002	<5,000	180	<50	<50	<50	<50	NA	14,000	NA	NA	NA	NA	NA	7.71	NA	5.0
T-1	10/10/2002	<5,000	320	<50	<50	<50	<50	NA	17,000	NA	NA	NA	NA	24.14	8.91	15.23	2.3
T-1	01/16/2003	<1,000	230	12	<10	<10	<10	NA	5,800	NA	NA	NA	NA	24.14	7.55	16.59	1.2
T-1	05/02/2003	<2,500	400 j	<25	<25	<25	<50	NA	3,300	NA	NA	NA	NA	24.14	7.69	16.45	0.8

**WELL CONCENTRATIONS**  
**Shell-branded Service Station**  
**350 Grand Avenue**  
**Oakland, CA**

Well ID	Date	TPPH (ug/L)	TEPH (ug/L)	B (ug/L)	T (ug/L)	E (ug/L)	X (ug/L)	MTBE 8020 (ug/L)	MTBE 8260 (ug/L)	DIPE (ug/L)	ETBE (ug/L)	TAME (ug/L)	TBA (ug/L)	TOC (MSL)	Depth to Water (ft.)	GW Elevation (MSL)	DO Reading (ppm)
T-1	07/17/2003	<1,000	230 j	<10	<10	<10	<20	NA	3,300	NA	NA	NA	NA	24.14	8.52	15.62	1.1
T-1	11/04/2003	<500	200 j	<5.0	<5.0	<5.0	<10	NA	220	NA	NA	NA	NA	24.14	8.88	15.26	1.7
T-1	01/13/2004	<50	170 j	0.71	<0.50	<0.50	<1.0	NA	42	NA	NA	NA	NA	24.14	6.58	17.56	NA
T-1	01/22/2004	NA	NA	NA	NA	NA	NA	NA	NA	NA	NA	NA	NA	24.14	7.60	16.54	0.2
T-1	04/05/2004	1,800	410 j	13	60	25	490	NA	30	NA	NA	NA	NA	24.14	6.09	18.05	0.2
T-1	07/02/2004	180	610 j	2.7	<0.50	<0.50	2.3	NA	24	NA	NA	NA	NA	24.14	7.39	16.75	1.2
T-1	10/26/2004	1,000	1,400 j	230	9.2	1.6	68	NA	29	NA	NA	NA	NA	24.14	7.73	16.41	0.5

T-2	07/16/2002	<5,000	390	<50	<50	<50	<50	NA	17,000	NA	NA	NA	NA	NA	7.15	NA	4.0
T-2	10/10/2002	Insufficient water		NA	NA	NA	NA	NA	NA	NA	NA	NA	NA	23.55	8.19	15.36	NA
T-2	01/16/2003	<1,000	120	<10	<10	<10	<10	NA	2,900	NA	NA	NA	NA	23.55	6.98	16.57	1.5
T-2	05/02/2003	<500	190 j	<5.0	<5.0	<5.0	<10	NA	1,000	NA	NA	NA	NA	23.55	7.20	16.35	1.3
T-2	07/17/2003	<1,000	200 j	<10	<10	<10	<20	NA	2,800	NA	NA	NA	NA	23.55	7.88	15.67	1.2
T-2	11/04/2003	Well dry	NA	NA	NA	NA	NA	NA	NA	NA	NA	NA	NA	23.55	NA	NA	NA
T-2	01/13/2004	<250	430 j	<2.5	<2.5	<2.5	<5.0	NA	31	NA	NA	NA	NA	23.55	6.01	17.54	NA
T-2	01/22/2004	NA	NA	NA	NA	NA	NA	NA	NA	NA	NA	NA	NA	23.55	6.13	17.42	0.6
T-2	04/05/2004	8,800	2,000 j	26	200	120	1,700	NA	55	NA	NA	NA	NA	23.55	5.53	18.02	0.3
T-2	07/02/2004	850	1,400 j	26	3.5	<2.5	47	NA	44	NA	NA	NA	NA	23.55	6.73	16.82	0.9
T-2	10/26/2004	2,200	1,000 j	310	23	3.8	240	NA	19	NA	NA	NA	NA	23.55	7.15	16.40	0.6

**WELL CONCENTRATIONS**  
**Shell-branded Service Station**  
**350 Grand Avenue**  
**Oakland, CA**

Well ID	Date	TPPH (ug/L)	TEPH (ug/L)	B (ug/L)	T (ug/L)	E (ug/L)	X (ug/L)	MTBE 8020 (ug/L)	MTBE 8260 (ug/L)	DIPE (ug/L)	ETBE (ug/L)	TAME (ug/L)	TBA (ug/L)	TOC (MSL)	Depth to Water (ft.)	GW Elevation (MSL)	DO Reading (ppm)
---------	------	----------------	----------------	-------------	-------------	-------------	-------------	------------------------	------------------------	----------------	----------------	----------------	---------------	--------------	----------------------------	--------------------------	------------------------

Abbreviations:

TPPH = Total petroleum hydrocarbons as gasoline by EPA Method 8260B; prior to February 16, 2001, analyzed by EPA Method 8015.

TEPH = Total petroleum hydrocarbons as diesel by modified EPA Method 8015.

BTEX = Benzene, toluene, ethylbenzene, xylenes by EPA Method 8260B; prior to February 16, 2001, analyzed by EPA Method 8020.

MTBE = Methyl tertiary butyl ether

DIPE = Di-isopropyl ether, analyzed by EPA Method 8260B

ETBE = Ethyl tertiary butyl ether, analyzed by EPA Method 8260B

TAME = Tertiary amyl methyl ether, analyzed by EPA Method 8260B

TBA = Tertiary butyl alcohol, analyzed by EPA Method 8260B

TOB = Top of Wellbox Elevation

TOC = Top of Casing Elevation

GW = Groundwater

HP = Hydropunch ground water sample

T = Tank backfill well

DO = Dissolved Oxygen

ug/L = Parts per billion

ppm = Parts per million

MSL = Mean sea level

ft. = Feet

<n = Below detection limit

(D) = Duplicate sample

NA = Not applicable

**WELL CONCENTRATIONS**  
**Shell-branded Service Station**  
**350 Grand Avenue**  
**Oakland, CA**

Well ID	Date	TPPH (ug/L)	TEPH (ug/L)	B (ug/L)	T (ug/L)	E (ug/L)	X (ug/L)	MTBE 8020 (ug/L)	MTBE 8260 (ug/L)	DIPE (ug/L)	ETBE (ug/L)	TAME (ug/L)	TBA (ug/L)	TOC (MSL)	Depth to Water (ft.)	GW Elevation (MSL)	DO Reading (ppm)
---------	------	----------------	----------------	-------------	-------------	-------------	-------------	------------------------	------------------------	----------------	----------------	----------------	---------------	--------------	----------------------------	--------------------------	------------------------

Notes:

- a = TPPH/BTEX concentrations anomalous with historical data. Lab verified concentrations.
- b = Compounds reported as TPH-D appear to be the less volatile constituents of gasoline.
- c = Compounds reported as TPH-D are primarily due to the presence of a heavier petroleum product, possibly motor oil.
- d = Chromatogram pattern indicated an unidentified hydrocarbon.
- e = Compounds reported as TPH-D are primarily due to the presence of lighter petroleum product, possibly gasoline.
- f = These results are listed as S-2 on the analytical report due to possible mislabeling in the field or laboratory.
- g = DO reading not taken due to insufficient water.
- h = These results are listed as S-3 on the analytical report due to possible mislabeling in the field or laboratory.
- j = Hydrocarbon does not match pattern of laboratory's standard.
- k = Hydrocarbon reported is in the early Diesel range and does not match the laboratory's standard.

Resampled on February 16, 2001 to confirm mislabeling.

Wells S-1, S-3, S-4, and S-5 surveyed on May 4, 1998 by Virgil Chavez Land Surveying of Vallejo, CA.

Site surveyed March 5, 2002 and July 29, 2002 by Virgil Chavez Land Surveying of Vallejo, CA.

Beginning October 10, 2002 depth to water referenced to Top of Casing elevation.

**Blaine Tech Services, Inc.**

January 31, 2005

1680 Rogers Avenue  
San Jose, CA 95112-1105  
Attn.: Leon Gearhart  
Project#: 050113-BA2  
Project: 98995755  
Site: 350 Grand Ave., Oakland

Dear Mr. Gearhart,

Attached is our report for your samples received on 01/14/2005 11:46

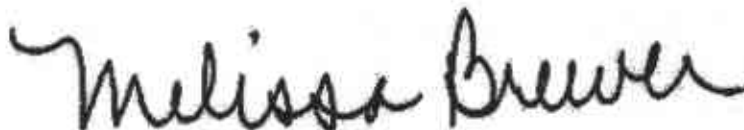
This report has been reviewed and approved for release. Reproduction of this report is permitted only in its entirety.

Please note that any unused portion of the samples will be discarded after 02/28/2005 unless you have requested otherwise.

We appreciate the opportunity to be of service to you. If you have any questions,

You can also contact me via email. My email address is: [mbrewer@stl-inc.com](mailto:mbrewer@stl-inc.com)

Sincerely,



Melissa Brewer  
Project Manager

**Salinity**

Blaine Tech Services, Inc.

Attn.: Leon Gearhart

1680 Rogers Avenue

San Jose, CA 95112-1105

Phone: (408) 573-0555 Fax: (408) 573-7771

Project: 050113-BA2

98995755

Received: 01/14/2005 11:46

Site: 350 Grand Ave., Oakland

**Samples Reported**

Sample Name	Date Sampled	Matrix	Lab #
S-1	01/13/2005 14:10	Water	1
S-2	01/13/2005 14:25	Water	2
S-3	01/13/2005 14:42	Water	3
S-4	01/13/2005 15:25	Water	4

**Salinity**

Blaine Tech Services, Inc.

Attn.: Leon Gearhart

1680 Rogers Avenue

San Jose, CA 95112-1105

Phone: (408) 573-0555 Fax: (408) 573-7771

Project: 050113-BA2

98995755

Received: 01/14/2005 11:46

Site: 350 Grand Ave., Oakland

Prep(s):	9050A/120.1	Test(s):	
Sample ID:	S-1	Lab ID:	2005-01-0412 - 1
Sampled:	01/13/2005 14:10	Extracted:	1/18/2005 12:33
Matrix:	Water	QC Batch#:	2005/01/18-01.24

Compound	Conc.	RL	Unit	Dilution	Analyzed	Flag
Salinity	0.39	0.00064	N/A	1.00	01/18/2005 12:33	



**Salinity**

Blaine Tech Services, Inc.

Attn.: Leon Gearhart

1680 Rogers Avenue

San Jose, CA 95112-1105

Phone: (408) 573-0555 Fax: (408) 573-7771

Project: 050113-BA2

98995755

Received: 01/14/2005 11:46

Site: 350 Grand Ave., Oakland

Prep(s): 9050A/120.1	Test(s):
Sample ID: S-2	Lab ID: 2005-01-0412 - 2
Sampled: 01/13/2005 14:25	Extracted: 1/18/2005 12:33
Matrix: Water	QC Batch#: 2005/01/18-01.24

Compound	Conc.	RL	Unit	Dilution	Analyzed	Flag
Salinity	0.61	0.00064	N/A	1.00	01/18/2005 12:33	

**Salinity**

Blaine Tech Services, Inc.

Attn.: Leon Gearhart

1680 Rogers Avenue

San Jose, CA 95112-1105

Phone: (408) 573-0555 Fax: (408) 573-7771

Project: 050113-BA2

98995755

Received: 01/14/2005 11:46

Site: 350 Grand Ave., Oakland

Prep(s): 9050A/120.1	Test(s):
Sample ID: S-3	Lab ID: 2005-01-0412 - 3
Sampled: 01/13/2005 14:42	Extracted: 1/18/2005 12:33
Matrix: Water	QC Batch#: 2005/01/18-01.24

Compound	Conc.	RL	Unit	Dilution	Analyzed	Flag
Salinity	0.29	0.00064	N/A	1.00	01/18/2005 12:33	

**Salinity**

Blaine Tech Services, Inc.

Attn.: Leon Gearhart

1680 Rogers Avenue

San Jose, CA 95112-1105

Phone: (408) 573-0555 Fax: (408) 573-7771

Project: 050113-BA2

98995755

Received: 01/14/2005 11:46

Site: 350 Grand Ave., Oakland

Prep(s): 9050A/120.1	Test(s):
Sample ID: S-4	Lab ID: 2005-01-0412 - 4
Sampled: 01/13/2005 15:25	Extracted: 1/18/2005 12:33
Matrix: Water	QC Batch#: 2005/01/18-01.24

Compound	Conc.	RL	Unit	Dilution	Analyzed	Flag
Salinity	0.90	0.00064	N/A	1.00	01/18/2005 12:33	

**Salinity**

Blaine Tech Services, Inc.

Attn.: Leon Gearhart

1680 Rogers Avenue  
San Jose, CA 95112-1105  
Phone: (408) 573-0555 Fax: (408) 573-7771

Project: 050113-BA2  
98995755

Received: 01/14/2005 11:46

Site: 350 Grand Ave., Oakland

Batch QC Report					
Prep(s): 9050A/120.1		Water		Test(s):	
Method Blank				QC Batch # 2005/01/18-01.24	
MB: 2005/01/18-01.24-002				Date Extracted: 01/18/2005	
Compound	Conc.	RL	Unit	Analyzed	Flag
Salinity	ND	.00064	N/A	01/18/2005	

**Total Dissolved Solids (TDS)**

Blaine Tech Services, Inc.

Attn.: Leon Gearhart

1680 Rogers Avenue

San Jose, CA 95112-1105

Phone: (408) 573-0555 Fax: (408) 573-7771

Project: 050113-BA2

98995755

Received: 01/14/2005 11:46

Site: 350 Grand Ave., Oakland

**Samples Reported**

Sample Name	Date Sampled	Matrix	Lab #
S-1	01/13/2005 14:10	Water	1
S-2	01/13/2005 14:25	Water	2
S-3	01/13/2005 14:42	Water	3
S-4	01/13/2005 15:25	Water	4

**Total Dissolved Solids (TDS)**

Blaine Tech Services, Inc.

Attn.: Leon Gearhart

1680 Rogers Avenue

San Jose, CA 95112-1105

Phone: (408) 573-0555 Fax: (408) 573-7771

Project: 050113-BA2

98995755

Received: 01/14/2005 11:46

Site: 350 Grand Ave., Oakland

Prep(s): 160.1	Test(s): 160.1
Sample ID: S-1	Lab ID: 2005-01-0412 - 1
Sampled: 01/13/2005 14:10	Extracted: 1/18/2005 10:33
Matrix: Water	QC Batch#: 2005/01/18-01.28

Compound	Conc.	RL	Unit	Dilution	Analyzed	Flag
TDS	480	10	mg/L	1.00	01/19/2005 09:18	

Severn Trent Laboratories, Inc.

STL San Francisco \* 1220 Quarry Lane, Pleasanton, CA 94566

Tel 925 484 1919 Fax 925 484 1096 \* www.stl-inc.com \* CA DHS ELAP# 2496

01/26/2005 10:43

**Total Dissolved Solids (TDS)**

Blaine Tech Services, Inc.

Attn.: Leon Gearhart

1680 Rogers Avenue

San Jose, CA 95112-1105

Phone: (408) 573-0555 Fax: (408) 573-7771

Project: 050113-BA2

98995755

Received: 01/14/2005 11:46

Site: 350 Grand Ave., Oakland

Prep(s): 160.1	Test(s): 160.1
Sample ID: S-2	Lab ID: 2005-01-0412 - 2
Sampled: 01/13/2005 14:25	Extracted: 1/18/2005 10:33
Matrix: Water	QC Batch#: 2005/01/18-01.28

Compound	Conc.	RL	Unit	Dilution	Analyzed	Flag
TDS	660	10	mg/L	1.00	01/19/2005 09:15	

**Total Dissolved Solids (TDS)**

Blaine Tech Services, Inc.

Attn.: Leon Gearhart

1680 Rogers Avenue

San Jose, CA 95112-1105

Phone: (408) 573-0555 Fax: (408) 573-7771

Project: 050113-BA2

98995755

Received: 01/14/2005 11:46

Site: 350 Grand Ave., Oakland

Prep(s):	160.1	Test(s):	160.1
Sample ID:	S-3	Lab ID:	2005-01-0412 - 3
Sampled:	01/13/2005 14:42	Extracted:	1/18/2005 10:33
Matrix:	Water	QC Batch#:	2005/01/18-01.28

Compound	Conc.	RL	Unit	Dilution	Analyzed	Flag
TDS	440	10	mg/L	1.00	01/19/2005 09:19	



**Total Dissolved Solids (TDS)**

Blaine Tech Services, Inc.

Attn.: Leon Gearhart

1680 Rogers Avenue

San Jose, CA 95112-1105

Phone: (408) 573-0555 Fax: (408) 573-7771

Project: 050113-BA2

98995755

Received: 01/14/2005 11:46

Site: 350 Grand Ave., Oakland

Prep(s): 160.1	Test(s): 160.1
Sample ID: S-4	Lab ID: 2005-01-0412 - 4
Sampled: 01/13/2005 15:25	Extracted: 1/18/2005 10:33
Matrix: Water	QC Batch#: 2005/01/18-01.28

Compound	Conc.	RL	Unit	Dilution	Analyzed	Flag
TDS	1000	10	mg/L	1.00	01/19/2005 09:19	

**Total Dissolved Solids (TDS)**

Blaine Tech Services, Inc.

Attn.: Leon Gearhart

1680 Rogers Avenue

San Jose, CA 95112-1105

Phone: (408) 573-0555 Fax: (408) 573-7771

Project: 050113-BA2

98995755

Received: 01/14/2005 11:46

Site: 350 Grand Ave., Oakland

Batch QC Report					
Prep(s): 160.1		Water		Test(s): 160.1	
Method Blank				QC Batch # 2005/01/18-01.28	
MB: 2005/01/18-01.28-001				Date Extracted: 01/18/2005 10:33	
Compound	Conc.	RL	Unit	Analyzed	Flag
TDS	ND	10	mg/L	01/19/2005 09:46	

**Total Dissolved Solids (TDS)**

Blaine Tech Services, Inc.

Attn.: Leon Gearhart

1680 Rogers Avenue

San Jose, CA 95112-1105

Phone: (408) 573-0555 Fax: (408) 573-7771

Project: 050113-BA2

98995755

Received: 01/14/2005 11:46

Site: 350 Grand Ave., Oakland

Batch QC Report			
Prep(s): 160.1		Test(s): 160.1	
Laboratory Control Spike		Water	QC Batch # 2005/01/18-01.28
LCS	2005/01/18-01.28-002	Extracted: 01/18/2005	Analyzed: 01/19/2005 09:00
LCSD	2005/01/18-01.28-003	Extracted: 01/18/2005	Analyzed: 01/19/2005 09:04

Compound	Conc. mg/L		Exp.Conc.	Recovery %		RPD	Ctrl.Limits %		Flags	
	LCS	LCSD		LCS	LCSD		%	Rec.	RPD	LCS
TDS	1020	1080	1000	102.0	108.0	5.7	80-120	20		

## Gas/BTEX Fuel Oxygenates by 8260B (C6-C12)

Blaine Tech Services, Inc.

Attn.: Leon Gearhart

1680 Rogers Avenue

San Jose, CA 95112-1105

Phone: (408) 573-0555 Fax: (408) 573-7771

Project: 050113-BA2  
98995755

Received: 01/14/2005 11:46

Site: 350 Grand Ave., Oakland

## Samples Reported

Sample Name	Date Sampled	Matrix	Lab #
S-1	01/13/2005 14:10	Water	1
S-2	01/13/2005 14:25	Water	2
S-3	01/13/2005 14:42	Water	3
S-4	01/13/2005 15:25	Water	4

Severn Trent Laboratories, Inc.

STL San Francisco \* 1220 Quarry Lane, Pleasanton, CA 94566

Tel 925 484 1919 Fax 925 484 1096 \* www.stl-inc.com \* CA DHS ELAP# 2496

01/28/2005 10:26

Page 1 of 15

**Gas/BTEX Fuel Oxygenates by 8260B (C6-C12)**

Blaine Tech Services, Inc.

Attn.: Leon Gearhart

1680 Rogers Avenue

San Jose, CA 95112-1105

Phone: (408) 573-0555 Fax: (408) 573-7771

Project: 050113-BA2

98995755

Received: 01/14/2005 11:46

Site: 350 Grand Ave., Oakland

Prep(s): 5030B	Test(s): 8260B
Sample ID: S-1	Lab ID: 2005-01-0412 - 1
Sampled: 01/13/2005 14:10	Extracted: 1/19/2005 23:10
Matrix: Water	QC Batch#: 2005/01/19-1B.65

Compound	Conc.	RL	Unit	Dilution	Analyzed	Flag
Gasoline [Shell]	ND	50	ug/L	1.00	01/19/2005 23:10	
Benzene	ND	0.50	ug/L	1.00	01/19/2005 23:10	
Toluene	ND	0.50	ug/L	1.00	01/19/2005 23:10	
Ethylbenzene	ND	0.50	ug/L	1.00	01/19/2005 23:10	
Total xylenes	ND	1.0	ug/L	1.00	01/19/2005 23:10	
Methyl tert-butyl ether (MTBE)	4.6	0.50	ug/L	1.00	01/19/2005 23:10	
<b>Surrogate(s)</b>						
1,2-Dichloroethane-d4	101.3	73-130	%	1.00	01/19/2005 23:10	
Toluene-d8	98.8	81-114	%	1.00	01/19/2005 23:10	

## Gas/BTEX Fuel Oxygenates by 8260B (C6-C12)

Blaine Tech Services, Inc.

Attn.: Leon Gearhart

1680 Rogers Avenue

San Jose, CA 95112-1105

Phone: (408) 573-0555 Fax: (408) 573-7771

Project: 050113-BA2  
98995755

Received: 01/14/2005 11:46

Site: 350 Grand Ave., Oakland

Prep(s): 5030B	Test(s): 8260B
Sample ID: S-2	Lab ID: 2005-01-0412 - 2
Sampled: 01/13/2005 14:25	Extracted: 1/20/2005 23:23
Matrix: Water	QC Batch#: 2005/01/20-3A.62
Analysis Flag: L2 ( See Legend and Note Section )	

Compound	Conc.	RL	Unit	Dilution	Analyzed	Flag
Gasoline [Shell]	13000	1300	ug/L	25.00	01/20/2005 23:23	
Benzene	430	13	ug/L	25.00	01/20/2005 23:23	
Toluene	40	13	ug/L	25.00	01/20/2005 23:23	
Ethylbenzene	370	13	ug/L	25.00	01/20/2005 23:23	
Total xylenes	ND	25	ug/L	25.00	01/20/2005 23:23	
tert-Butyl alcohol (TBA)	2700	130	ug/L	25.00	01/20/2005 23:23	
Methyl tert-butyl ether (MTBE)	4000	13	ug/L	25.00	01/20/2005 23:23	
<b>Surrogate(s)</b>						
1,2-Dichloroethane-d4	107.4	73-130	%	25.00	01/20/2005 23:23	
Toluene-d8	96.0	81-114	%	25.00	01/20/2005 23:23	

Severn Trent Laboratories, Inc.

STL San Francisco \* 1220 Quarry Lane, Pleasanton, CA 94566

Tel 925 484 1919 Fax 925 484 1096 \* www.stl-inc.com \* CA DHS ELAP# 2496

01/28/2005 10:26

Page 3 of 15

**Gas/BTEX Fuel Oxygenates by 8260B (C6-C12)**

Blaine Tech Services, Inc.

Attn.: Leon Gearhart

1680 Rogers Avenue

San Jose, CA 95112-1105

Phone: (408) 573-0555 Fax: (408) 573-7771

Project: 050113-BA2

98995755

Received: 01/14/2005 11:46

Site: 350 Grand Ave., Oakland

Prep(s): 5030B	Test(s): 8260B
Sample ID: S-3	Lab ID: 2005-01-0412 - 3
Sampled: 01/13/2005 14:42	Extracted: 1/20/2005 13:33
Matrix: Water	QC Batch#: 2005/01/20-2A.62

Compound	Conc.	RL	Unit	Dilution	Analyzed	Flag
Gasoline [Shell]	ND	50	ug/L	1.00	01/20/2005 13:33	
Benzene	ND	0.50	ug/L	1.00	01/20/2005 13:33	
Toluene	ND	0.50	ug/L	1.00	01/20/2005 13:33	
Ethylbenzene	ND	0.50	ug/L	1.00	01/20/2005 13:33	
Total xylenes	ND	1.0	ug/L	1.00	01/20/2005 13:33	
Methyl tert-butyl ether (MTBE)	3.0	0.50	ug/L	1.00	01/20/2005 13:33	
<b>Surrogate(s)</b>						
1,2-Dichloroethane-d4	104.0	73-130	%	1.00	01/20/2005 13:33	
Toluene-d8	98.0	81-114	%	1.00	01/20/2005 13:33	

**Gas/BTEX Fuel Oxygenates by 8260B (C6-C12)**

Blaine Tech Services, Inc.

Attn.: Leon Gearhart

1680 Rogers Avenue

San Jose, CA 95112-1105

Phone: (408) 573-0555 Fax: (408) 573-7771

Project: 050113-BA2

98995755

Received: 01/14/2005 11:46

Site: 350 Grand Ave., Oakland

Prep(s):	5030B	Test(s):	8260B
Sample ID:	S-4	Lab ID:	2005-01-0412 - 4
Sampled:	01/13/2005 15:25	Extracted:	1/20/2005 13:55
Matrix:	Water	QC Batch#:	2005/01/20-2A.62

Compound	Conc.	RL	Unit	Dilution	Analyzed	Flag
Gasoline [Shell]	ND	50	ug/L	1.00	01/20/2005 13:55	
Benzene	ND	0.50	ug/L	1.00	01/20/2005 13:55	
Toluene	ND	0.50	ug/L	1.00	01/20/2005 13:55	
Ethylbenzene	ND	0.50	ug/L	1.00	01/20/2005 13:55	
Total xylenes	ND	1.0	ug/L	1.00	01/20/2005 13:55	
Methyl tert-butyl ether (MTBE)	ND	0.50	ug/L	1.00	01/20/2005 13:55	
<b>Surrogate(s)</b>						
1,2-Dichloroethane-d4	104.9	73-130	%	1.00	01/20/2005 13:55	
Toluene-d8	97.6	81-114	%	1.00	01/20/2005 13:55	

Severn Trent Laboratories, Inc.

STL San Francisco \* 1220 Quarry Lane, Pleasanton, CA 94566

Tel 925 484 1919 Fax 925 484 1096 \* www.stl-inc.com \* CA DHS ELAP# 2496

01/28/2005 10:26

Page 5 of 15



**Gas/BTEX Fuel Oxygenates by 8260B (C6-C12)**

Blaine Tech Services, Inc.

Attn.: Leon Gearhart

1680 Rogers Avenue

San Jose, CA 95112-1105

Phone: (408) 573-0555 Fax: (408) 573-7771

Project: 050113-BA2

98995755

Received: 01/14/2005 11:46

Site: 350 Grand Ave., Oakland

Batch QC Report					
Prep(s): 5030B		Water		Test(s): 8260B	
Method Blank				QC Batch # 2005/01/19-1B.65	
MB: 2005/01/19-1B.65-030				Date Extracted: 01/19/2005 13:30	
Compound	Conc.	RL	Unit	Analyzed	Flag
Gasoline [Shell]	ND	50	ug/L	01/19/2005 13:30	
tert-Butyl alcohol (TBA)	ND	5.0	ug/L	01/19/2005 13:30	
Methyl tert-butyl ether (MTBE)	ND	0.5	ug/L	01/19/2005 13:30	
Benzene	ND	0.5	ug/L	01/19/2005 13:30	
Toluene	ND	0.5	ug/L	01/19/2005 13:30	
Ethylbenzene	ND	0.5	ug/L	01/19/2005 13:30	
Total xylenes	ND	1.0	ug/L	01/19/2005 13:30	
<b>Surrogates(s)</b>					
1,2-Dichloroethane-d4	94.8	73-130	%	01/19/2005 13:30	
Toluene-d8	97.0	81-114	%	01/19/2005 13:30	

**Gas/BTEX Fuel Oxygenates by 8260B (C6-C12)**

Blaine Tech Services, Inc.

Attn.: Leon Gearhart

1680 Rogers Avenue

San Jose, CA 95112-1105

Phone: (408) 573-0555 Fax: (408) 573-7771

Project: 050113-BA2  
98995755

Received: 01/14/2005 11:46

Site: 350 Grand Ave., Oakland

Batch QC Report					
Prep(s): 5030B				Test(s): 8260B	
Method Blank		Water		QC Batch # 2005/01/20-2A.62	
MB: 2005/01/20-2A.62-020				Date Extracted: 01/20/2005 08:20	

Compound	Conc.	RL	Unit	Analyzed	Flag
Gasoline [Shell]	ND	50	ug/L	01/20/2005 08:20	
tert-Butyl alcohol (TBA)	ND	5.0	ug/L	01/20/2005 08:20	
Methyl tert-butyl ether (MTBE)	ND	0.5	ug/L	01/20/2005 08:20	
Benzene	ND	0.5	ug/L	01/20/2005 08:20	
Toluene	ND	0.5	ug/L	01/20/2005 08:20	
Ethylbenzene	ND	0.5	ug/L	01/20/2005 08:20	
Total xylenes	ND	1.0	ug/L	01/20/2005 08:20	
<b>Surrogates(s)</b>					
1,2-Dichloroethane-d4	97.8	73-130	%	01/20/2005 08:20	
Toluene-d8	94.6	81-114	%	01/20/2005 08:20	

**Gas/BTEX Fuel Oxygenates by 8260B (C6-C12)**

Blaine Tech Services, Inc.

Attn.: Leon Gearhart

1680 Rogers Avenue

San Jose, CA 95112-1105

Phone: (408) 573-0555 Fax: (408) 573-7771

Project: 050113-BA2

98995755

Received: 01/14/2005 11:46

Site: 350 Grand Ave., Oakland

Batch QC Report					
Prep(s): 5030B				Test(s): 8260B	
Method Blank		Water		QC Batch # 2005/01/20-3A.62	
MB: 2005/01/20-3A.62-024				Date Extracted: 01/20/2005 17:24	

Compound	Conc.	RL	Unit	Analyzed	Flag
Gasoline [Shell]	ND	50	ug/L	01/20/2005 17:24	
tert-Butyl alcohol (TBA)	ND	5.0	ug/L	01/20/2005 17:24	
Methyl tert-butyl ether (MTBE)	ND	0.5	ug/L	01/20/2005 17:24	
Benzene	ND	0.5	ug/L	01/20/2005 17:24	
Toluene	ND	0.5	ug/L	01/20/2005 17:24	
Ethylbenzene	ND	0.5	ug/L	01/20/2005 17:24	
Total xylenes	ND	1.0	ug/L	01/20/2005 17:24	
<b>Surrogates(s)</b>					
1,2-Dichloroethane-d4	103.6	73-130	%	01/20/2005 17:24	
Toluene-d8	97.0	81-114	%	01/20/2005 17:24	

**Gas/BTEX Fuel Oxygenates by 8260B (C6-C12)**

Blaine Tech Services, Inc.

Attn.: Leon Gearhart

1680 Rogers Avenue  
San Jose, CA 95112-1105  
Phone: (408) 573-0555 Fax: (408) 573-7771

Project: 050113-BA2  
98995755

Received: 01/14/2005 11:46

Site: 350 Grand Ave., Oakland

Batch QC Report									
Prep(s): 5030B					Test(s): 8260B				
Laboratory Control Spike			Water			QC Batch # 2005/01/19-1B.65			
LCS		2005/01/19-1B.65-004		Extracted: 01/19/2005		Analyzed: 01/19/2005 13:04			
LCSD									

Compound	Conc. ug/L		Exp. Conc.	Recovery %		RPD	Ctrl. Limits %		Flags	
	LCS	LCSD		LCS	LCSD		%	Rec.	RPD	LCS
Methyl tert-butyl ether (MTBE)	19.2		25	76.8			65-165	20		
Benzene	18.9		25	75.6			69-129	20		
Toluene	19.7		25	78.8			70-130	20		
<b>Surrogates(s)</b>										
1,2-Dichloroethane-d4	409		500	81.8			73-130			
Toluene-d8	480		500	96.0			81-114			

**Gas/BTEX Fuel Oxygenates by 8260B (C6-C12)**

Blaine Tech Services, Inc.

Attn.: Leon Gearhart

1680 Rogers Avenue

San Jose, CA 95112-1105

Phone: (408) 573-0555 Fax: (408) 573-7771

Project: 050113-BA2

98995755

Received: 01/14/2005 11:46

Site: 350 Grand Ave., Oakland

Batch QC Report									
Prep(s): 5030B					Test(s): 8260B				
Laboratory Control Spike			Water			QC Batch # 2005/01/20-2A.62			
LCS	2005/01/20-2A.62-058		Extracted: 01/20/2005			Analyzed: 01/20/2005 07:58			
LCSD									

Compound	Conc. ug/L		Exp.Conc.	Recovery %		RPD	Ctrl.Limits %		Flags	
	LCS	LCSD		LCS	LCSD		%	Rec.	RPD	LCS
Methyl tert-butyl ether (MTBE)	26.7		25	106.8			65-165	20		
Benzene	22.5		25	90.0			69-129	20		
Toluene	24.3		25	97.2			70-130	20		
<b>Surrogates(s)</b>										
1,2-Dichloroethane-d4	463		500	92.6			73-130			
Toluene-d8	494		500	98.8			81-114			

**Gas/BTEX Fuel Oxygenates by 8260B (C6-C12)**

Blaine Tech Services, Inc.

Attn.: Leon Gearhart

1680 Rogers Avenue  
San Jose, CA 95112-1105  
Phone: (408) 573-0555 Fax: (408) 573-7771

Project: 050113-BA2  
98995755

Received: 01/14/2005 11:46

Site: 350 Grand Ave., Oakland

Batch QC Report					
Prep(s): 5030B			Test(s): 8260B		
Laboratory Control Spike		Water		QC Batch # 2005/01/20-3A.62	
LCS	2005/01/20-3A.62-003	Extracted:	01/20/2005	Analyzed:	01/20/2005 17:03
LCSD					

Compound	Conc. ug/L		Exp.Conc.	Recovery %		RPD	Ctrl.Limits %		Flags	
	LCS	LCSD		LCS	LCSD		%	Rec.	RPD	LCS
Methyl tert-butyl ether (MTBE)	27.8		25	111.2			65-165	20		
Benzene	24.6		25	98.4			69-129	20		
Toluene	25.4		25	101.6			70-130	20		
<b>Surrogates(s)</b>										
1,2-Dichloroethane-d4	480		500	96.0			73-130			
Toluene-d8	490		500	98.0			81-114			

Severn Trent Laboratories, Inc.

STL San Francisco \* 1220 Quarry Lane, Pleasanton, CA 94566

Tel 925 484 1919 Fax 925 484 1096 \* www.stl-inc.com \* CA DHS ELAP# 2496

01/28/2005 10:26

Page 11 of 15

**Gas/BTEX Fuel Oxygenates by 8260B (C6-C12)**

Blaine Tech Services, Inc.

Attn.: Leon Gearhart

1680 Rogers Avenue

San Jose, CA 95112-1105

Phone: (408) 573-0555 Fax: (408) 573-7771

Project: 050113-BA2  
98995755

Received: 01/14/2005 11:46

Site: 350 Grand Ave., Oakland

Batch QC Report			
Prep(s): 5030B			Test(s): 8260B
<b>Matrix Spike ( MS / MSD )</b>	<b>Water</b>		<b>QC Batch # 2005/01/19-1B.65</b>
MS/MSD			Lab ID: 2005-01-0361 - 001
MS: 2005/01/19-1B.65-054	Extracted: 01/19/2005		Analyzed: 01/19/2005 14:54
			Dilution: 1.00
MSD: 2005/01/19-1B.65-020	Extracted: 01/19/2005		Analyzed: 01/19/2005 15:20
			Dilution: 1.00

Compound	Conc. ug/L			Spk. Level ug/L	Recovery %			Limits %		Flags	
	MS	MSD	Sample		MS	MSD	RPD	Rec.	RPD	MS	MSD
Methyl tert-butyl ether	83.4	85.9	67.6	25	63.2	73.2	14.7	65-165	20	M5	
Benzene	20.9	17.2	ND	25	83.6	68.8	19.4	69-129	20		M5
Toluene	21.3	18.0	ND	25	85.2	72.0	16.8	70-130	20		
<b>Surrogate(s)</b>											
1,2-Dichloroethane-d4	388	411		500	77.6	82.2		73-130			
Toluene-d8	491	483		500	98.2	96.6		81-114			

**Gas/BTEX Fuel Oxygenates by 8260B (C6-C12)**

Blaine Tech Services, Inc.

Attn.: Leon Gearhart

1680 Rogers Avenue

San Jose, CA 95112-1105

Phone: (408) 573-0555 Fax: (408) 573-7771

Project: 050113-BA2

98995755

Received: 01/14/2005 11:46

Site: 350 Grand Ave., Oakland

Batch QC Report			
Prep(s):	5030B	Test(s):	8260B
Matrix Spike ( MS / MSD )	Water	QC Batch #	2005/01/20-2A.62
MS/MSD		Lab ID:	2005-01-0406 - 002
MS:	2005/01/20-2A.62-034	Extracted:	01/20/2005
		Analyzed:	01/20/2005 09:34
		Dilution:	1.00
MSD:	2005/01/20-2A.62-056	Extracted:	01/20/2005
		Analyzed:	01/20/2005 09:56
		Dilution:	1.00

Compound	Conc. ug/L			Spk.Level ug/L	Recovery %			Limits %		Flags	
	MS	MSD	Sample		MS	MSD	RPD	Rec.	RPD	MS	MSD
Methyl tert-butyl ether	178	164	116	25	248.0	192.0	25.5	65-165	20	M4	M4,R1
Benzene	35.8	32.1	ND	25	143.2	128.4	10.9	69-129	20	M4	
Toluene	37.8	36.4	ND	25	151.2	145.6	3.8	70-130	20	M4	M4
<b>Surrogate(s)</b>											
1,2-Dichloroethane-d4	532	483		500	106.4	96.6		73-130			
Toluene-d8	484	518		500	96.8	103.6		81-114			

Severn Trent Laboratories, Inc.

STL San Francisco \* 1220 Quarry Lane, Pleasanton, CA 94566

Tel 925 484 1919 Fax 925 484 1096 \* www.stl-inc.com \* CA DHS ELAP# 2496

01/28/2005 10:26



**Gas/BTEX Fuel Oxygenates by 8260B (C6-C12)**

Blaine Tech Services, Inc.

Attn.: Leon Gearhart

1680 Rogers Avenue

San Jose, CA 95112-1105

Phone: (408) 573-0555 Fax: (408) 573-7771

Project: 050113-BA2

98995755

Received: 01/14/2005 11:46

Site: 350 Grand Ave., Oakland

Batch QC Report			
Prep(s): 5030B			Test(s): 8260B
<b>Matrix Spike ( MS / MSD )</b>	<b>Water</b>		<b>QC Batch # 2005/01/20-3A.62</b>
MS/MSD			Lab ID: 2005-01-0390 - 003
MS: 2005/01/20-3A.62-020	Extracted: 01/20/2005	Analyzed: 01/20/2005 18:20	
		Dilution: 1.00	
MSD: 2005/01/20-3A.62-041	Extracted: 01/20/2005	Analyzed: 01/20/2005 18:41	
		Dilution: 1.00	

Compound	Conc. ug/L			Spk Level ug/L	Recovery %			Limits %		Flags	
	MS	MSD	Sample		MS	MSD	RPD	Rec.	RPD	MS	MSD
Methyl tert-butyl ether	25.7	27.5	ND	25	102.8	110.0	6.8	65-165	20		
Benzene	78.8	76.0	56.4	25	89.6	78.4	13.3	69-129	20		
Toluene	25.9	24.2	ND	25	103.6	96.8	6.8	70-130	20		
<b>Surrogate(s)</b>											
1,2-Dichloroethane-d4	478	474		500	95.6	94.8		73-130			
Toluene-d8	504	477		500	100.8	95.4		81-114			

**Gas/BTEX Fuel Oxygenates by 8260B (C6-C12)**

Blaine Tech Services, Inc.

Attn.: Leon Gearhart

1680 Rogers Avenue

San Jose, CA 95112-1105

Phone: (408) 573-0555 Fax: (408) 573-7771

Project: 050113-BA2

98995755

Received: 01/14/2005 11:46

Site: 350 Grand Ave., Oakland

**Legend and Notes**

**Analysis Flag**

L2

Reporting limits were raised due to high level of analyte present in the sample.

**Result Flag**

M4

MS/MSD spike recoveries were above acceptance limits. See blank spike (LCS).

M5

MS/MSD spike recoveries were below acceptance limits. See blank spike (LCS).

R1

Analyte RPD was out of QC limits.

Severn Trent Laboratories, Inc.

STL San Francisco \* 1220 Quarry Lane, Pleasanton, CA 94566

Tel 925 484 1919 Fax 925 484 1096 \* www.stl-inc.com \* CA DHS ELAP# 2496

01/28/2005 10:26

Page 15 of 15

**Diesel (C9-C24)**

Blaine Tech Services, Inc.

Attn.: Leon Gearhart

1680 Rogers Avenue

San Jose, CA 95112-1105

Phone: (408) 573-0555 Fax: (408) 573-7771

Project: 050113-BA2

98995755

Received: 01/14/2005 11:46

Site: 350 Grand Ave., Oakland

**Samples Reported**

Sample Name	Date Sampled	Matrix	Lab #
S-1	01/13/2005 14:10	Water	1
S-2	01/13/2005 14:25	Water	2
S-3	01/13/2005 14:42	Water	3
S-4	01/13/2005 15:25	Water	4

**Diesel (C9-C24)**

Blaine Tech Services, Inc.

Attn.: Leon Gearhart

1680 Rogers Avenue

San Jose, CA 95112-1105

Phone: (408) 573-0555 Fax: (408) 573-7771

Project: 050113-BA2

98995755

Received: 01/14/2005 11:46

Site: 350 Grand Ave., Oakland

Prep(s): 3511	Test(s): 8015M
Sample ID: S-1	Lab ID: 2005-01-0412 - 1
Sampled: 01/13/2005 14:10	Extracted: 1/24/2005 12:27
Matrix: Water	QC Batch#: 2005/01/24-01 10

Compound	Conc.	RL	Unit	Dilution	Analyzed	Flag
Diesel	ND	50	ug/L	1.00	01/26/2005 15:56	
<b>Surrogate(s)</b>						
o-Terphenyl	94.5	78-177	%	1.00	01/26/2005 15:56	

Severn Trent Laboratories, Inc.

STL San Francisco \* 1220 Quarry Lane, Pleasanton, CA 94566

Tel 925 484 1919 Fax 925 484 1096 \* www.stl-inc.com \* CA DHS ELAP# 2496

01/28/2005 17:11

**Diesel (C9-C24)**

Blaine Tech Services, Inc.

Attn.: Leon Gearhart

1680 Rogers Avenue

San Jose, CA 95112-1105

Phone: (408) 573-0555 Fax: (408) 573-7771

Project: 050113-BA2

98995755

Received: 01/14/2005 11:46

Site: 350 Grand Ave., Oakland

Prep(s): 3511	Test(s): 8015M
Sample ID: S-2	Lab ID: 2005-01-0412 - 2
Sampled: 01/13/2005 14:25	Extracted: 1/24/2005 12:27
Matrix: Water	QC Batch#: 2005/01/24-01.10

Compound	Conc.	RL	Unit	Dilution	Analyzed	Flag
Diesel	3100	50	ug/L	1.00	01/27/2005 23:22	edr
<b>Surrogate(s)</b>						
o-Terphenyl	86.8	78-177	%	1.00	01/27/2005 23:22	

**Diesel (C9-C24)**

Blaine Tech Services, Inc.

Attn.: Leon Gearhart

1680 Rogers Avenue  
San Jose, CA 95112-1105  
Phone: (408) 573-0555 Fax: (408) 573-7771

Project: 050113-BA2  
98995755

Received: 01/14/2005 11:46

Site: 350 Grand Ave., Oakland

Prep(s): 3511	Test(s): 8015M
Sample ID: S-3	Lab ID: 2005-01-0412 - 3
Sampled: 01/13/2005 14:42	Extracted: 1/24/2005 12:27
Matrix: Water	QC Batch#: 2005/01/24-01.10

Compound	Conc.	RL	Unit	Dilution	Analyzed	Flag
Diesel	54	50	ug/L	1.00	01/27/2005 12:55	ndp
<b>Surrogate(s)</b>						
o-Terphenyl	110.7	78-177	%	1.00	01/27/2005 12:55	

**Diesel (C9-C24)**

Blaine Tech Services, Inc.

Attn.: Leon Gearhart

1680 Rogers Avenue

San Jose, CA 95112-1105

Phone: (408) 573-0555 Fax: (408) 573-7771

Project: 050113-BA2

98995755

Received: 01/14/2005 11:46

Site: 350 Grand Ave., Oakland

Prep(s): 3511	Test(s): 8015M
Sample ID: S-4	Lab ID: 2005-01-0412 -4
Sampled: 01/13/2005 15:25	Extracted: 1/24/2005 12:27
Matrix: Water	QC Batch#: 2005/01/24-01.10

Compound	Conc.	RL	Unit	Dilution	Analyzed	Flag
Diesel	59	50	ug/L	1.00	01/27/2005 13:21	ndp
<i>Surrogate(s)</i> o-Terphenyl	105.6	78-177	%	1.00	01/27/2005 13:21	

**Diesel (C9-C24)**

Blaine Tech Services, Inc.

Attn.: Leon Gearhart

1680 Rogers Avenue

San Jose, CA 95112-1105

Phone: (408) 573-0555 Fax: (408) 573-7771

Project: 050113-BA2  
98995755

Received: 01/14/2005 11:46

Site: 350 Grand Ave., Oakland

Batch QC Report					
Prep(s): 3511		Water		Test(s): 8015M	
Method Blank				QC Batch # 2005/01/24-01.10	
MB: 2005/01/24-01.10-001				Date Extracted: 01/24/2005 12:27	
Compound	Conc.	RL	Unit	Analyzed	Flag
Diesel	ND	50	ug/L	01/26/2005 14:36	
<b>Surrogates(s)</b> o-Terphenyl	100.9	78-177	%	01/26/2005 14:36	

Severn Trent Laboratories, Inc.

STL San Francisco \* 1220 Quarry Lane, Pleasanton, CA 94566

Tel 925 484 1919 Fax 925 484 1096 \* www.stl-inc.com \* CA DHS ELAP# 2496

01/28/2005 17:11



**Diesel (C9-C24)**

Blaine Tech Services, Inc.

Attn.: Leon Gearhart

1680 Rogers Avenue

San Jose, CA 95112-1105

Phone: (408) 573-0555 Fax: (408) 573-7771

Project: 050113-BA2

98995755

Received: 01/14/2005 11:46

Site: 350 Grand Ave., Oakland

Batch QC Report										
Prep(s): 3511						Test(s): 8015M				
Laboratory Control Spike				Water			QC Batch # 2005/01/24-01.10			
LCS	2005/01/24-01.10-002			Extracted: 01/24/2005			Analyzed: 01/27/2005 11:39			
LCSD	2005/01/24-01.10-003			Extracted: 01/24/2005			Analyzed: 01/27/2005 12:05			
Compound	Conc. ug/L		Exp.Conc.	Recovery %		RPD	Ctrl.Limits %		Flags	
	LCS	LCSD		LCS	LCSD		%	Rec.	RPD	LCS
Diesel	588	631	680	86.5	92.8	7.0	60-150	25		
<i>Surrogates(s)</i> o-Terphenyl	1.22	1.25	1.25	97.9	100.2		78-177	0		

**Diesel (C9-C24)**

Blaine Tech Services, Inc.

Attn.: Leon Gearhart

1680 Rogers Avenue  
San Jose, CA 95112-1105  
Phone: (408) 573-0555 Fax: (408) 573-7771

Project: 050113-BA2  
98995755

Received: 01/14/2005 11:46

Site: 350 Grand Ave., Oakland

Batch QC Report			
Prep(s): 3511			Test(s): 8015M
<b>Matrix Spike ( MS / MSD )</b>	<b>Water</b>		<b>QC Batch # 2005/01/24-01.10</b>
S-1 >> MS			Lab ID: 2005-01-0412 - 001
MS: 2005/01/24-01.10-004	Extracted: 01/24/2005	Analyzed:	01/27/2005 17:30
		Dilution:	1.00
MSD: 2005/01/24-01.10-005	Extracted: 01/24/2005	Analyzed:	01/27/2005 17:57
		Dilution:	1.00

Compound	Conc. ug/L			Spk.Level ug/L	Recovery %			Limits %		Flags	
	MS	MSD	Sample		MS	MSD	RPD	Rec.	RPD	MS	MSD
Diesel	677	624	ND	680	99.6	91.8	8.2	60-150	25		
<b>Surrogate(s)</b> o-Terphenyl	1.34	1.31		1.25	107.2	104.8		78-177	0		

**Diesel (C9-C24)**

Blaine Tech Services, Inc.

Attn.: Leon Gearhart

1680 Rogers Avenue

San Jose, CA 95112-1105

Phone: (408) 573-0555 Fax: (408) 573-7771

Project: 050113-BA2

98995755

Received: 01/14/2005 11:46

Site: 350 Grand Ave., Oakland

**Legend and Notes**

**Result Flag**

edr

Hydrocarbon reported is in the early Diesel range, and does not match our Diesel standard

ndp

Hydrocarbon reported does not match the pattern of our Diesel standard

LAB: 214

# SHELL Chain Of Custody Record

99562

Lab Identification (if necessary):

Address:

City, State, Zip:

Shell Project Manager to be invoiced:

- SCIENCE & ENGINEERING
- TECHNICAL SERVICES
- CRMT HOUSTON

Karen Petryna

**2005-01-0412**

INCIDENT NUMBER (S/E ONLY)

9 8 9 9 5 7 5 5

SAP or CRMT NUMBER (TS/CRMT)

DATE 1/13/05

PAGE: 1 of 1

SAMPLING COMPANY <b>Blaino Tech Services</b>		LAB CODE <b>BTSS</b>	SITE ADDRESS (Street and City): <b>350 Grand Ave., Oakland</b>		GLOBAL ID NO. <b>T0600101255</b>
ADDRESS <b>1880 Rogers Avenue, San Jose, CA 95112</b>		COP DELIVERABLE TO (Responsible Party or Company) <b>Ana Friel</b>		PHONE NO. <b>(707) 442-2700</b>	CONSULTANT PROJECT NO. <b>050113-BAZ</b>
PROJECT CONTACT (Company or PEP Report #): <b>Leon Gearhart</b>		SAMPLER NAME(S) (Print) <b>Brian Alcorn</b>		EMAIL <b>sonomaedf@cambria-env.com</b>	
TELEPHONE <b>408-573-0555</b>	FAX <b>408-573-7771</b>	EMAIL <b>lgearhart@blainotech.com</b>		LAB USE ONLY	

TURNAROUND TIME (BUSINESS DAYS):  
 10 DAYS  5 DAYS  72 HOURS  48 HOURS  24 HOURS  LESS THAN 24 HOURS

LA - RWQCE REPORT FORMAT  LIST AGENCY

GC/MS MTBE CONFIRMATION: HIGHEST \_\_\_\_\_ HIGHEST per BORING \_\_\_\_\_ ALL \_\_\_\_\_

SPECIAL INSTRUCTIONS OR NOTES: CHECK BOX IF EDD IS NOT NEEDED

REQUESTED ANALYSIS

Field Sample Identification	SAMPLING DATE	SAMPLING TIME	MATRIX	NO. OF CONT.	TPH - Gas, Purgeable	BTEX	MTBE (00218 - 5ppb RL)	MTBE (02008 - 0.5ppb RL)	Oxygenates (9) by (02008)	Ethanol (02008)	Methanol	ED9 & 1,2-DCA (02008)	Salinity + TSS	TSR	TPH-D
S-1	1/13	MID	W	7	X	X	X						X	X	X
S-2		1425		7	X	X	X						X	X	X
S-3		1440		7	X	X	X						X	X	X
S-4		1525		7	X	X	X						X	X	X
<del>S-5</del>													X		

FIELD NOTES:

Container/Preservative or PID Readings or Laboratory Notes

*2°C*

TEMPERATURE ON RECEIPT °C

Requested by: (Signature) <i>[Signature]</i>	Received by: (Signature) <i>[Signature]</i>	Date <u>1/14/05</u>	Time <u>1546</u>
Requested by: (Signature) <i>[Signature]</i>	Received by: (Signature) <i>[Signature]</i>	Date <u>01/14/05</u>	Time <u>1738</u>
Requested by: (Signature)	Received by: (Signature)	Date	Time