

R0428



Shell Oil Products US

April 22, 2004

Alameda County  
APR 27 2004  
Environmental Health

Don Hwang  
Alameda County Health Care Services Agency  
1131 Harbor Bay Parkway, Suite 250  
Alameda, California 94502-6577

**Subject: Shell-branded Service Station**  
350 Grand Avenue  
Oakland, California

Dear Mr. Hwang:

Attached for your review and comment is a copy of the *First Quarter <sup>2004</sup> 2003* Groundwater Monitoring Report for the above referenced site. Upon information and belief, I declare, under penalty of perjury, that the information contained in the attached document is true and correct.

As always, please feel free to contact me directly at (559) 645-9306 with any questions or concerns.

Sincerely,

Shell Oil Products US

*Karen Petryna*

Karen Petryna  
Sr. Environmental Engineer

April 22, 2004

Mr. Don Hwang  
Alameda County Health Care Services Agency  
1131 Harbor Bay Parkway, Suite 250  
Alameda, California 94502-6577

**Re: Groundwater Monitoring Report - First Quarter 2004**  
Shell-branded Service Station  
350 Grand Avenue  
Oakland, California  
SAP Code 135698  
Incident #98995755

Alameda County  
APR 27 2004  
Environmental Health



Dear Mr. Hwang:

Cambria Environmental Technology, Inc. (Cambria) prepared this report on behalf of Equilon Enterprises LLC dba Shell Oil Products US (Shell) in accordance with the quarterly reporting requirements of 23 CCR 2652d.

#### **FIRST QUARTER 2004 ACTIVITIES**

Blaine Tech Services, Inc. (Blaine) of San Jose, California gauged all site wells, sampled selected wells and prepared a summary table of field gauging and laboratory analytical data. Cambria prepared a vicinity/area well survey map (Figure 1) and a groundwater contour/chemical concentration map (Figure 2). Blaine's report, presenting the laboratory report, is included as Appendix A.

#### **ANTICIPATED SECOND QUARTER 2004 ACTIVITIES**

**Groundwater Monitoring Activities:** Blaine will gauge all site wells, sample selected wells, and tabulate the data. Cambria will prepare a groundwater monitoring report.


**Site Investigation Activities:** The field activities proposed in Cambria's September 26, 2002 *Tank Backfill Well Installation Report and Investigation Work Plan Addendum* were completed on April 13, 2004. Cambria will submit a technical report of findings under separate cover.

**Cambria  
Environmental  
Technology, Inc.**

270 Perkins Street  
P.O. Box 259  
Sonoma, CA 95476  
Tel (707) 935-4850  
Fax (707) 935-6649

## HISTORICAL REMEDIATION SUMMARY

**Groundwater Remediation:** Cambria initiated mobile groundwater extraction (GWE) using a vacuum truck at the site in October 2002 and continued until January 2004. The cumulative estimated volume of water removed from the site through GWE is 54,679 gallons. This volume of water corresponds to the removal of approximately 2.56 pounds of MTBE.



**2001 Dual-Phase Vapor Extration (DVE) Pilot Test:** In June 2001, Cambria conducted an 8-hour DVE pilot test on groundwater monitoring well S-2. Approximately 50 gallons of groundwater were extracted during the 8-hour test. Estimated mass removal through groundwater extraction of TPHg, benzene, and MTBE was 0.008 pounds, 0.0004 pounds, and 0.009 pounds, respectively. Estimated mass removal through vapor extraction of TPHg, benzene, and MTBE was 2.44 pounds, 0.002 pounds, and 0.005 pounds, respectively.

**2003 Interim Remediation:** In an attempt to reduce the elevated concentrations of contaminants localized at well S-2, Cambria conducted dual-phase extraction (DPE) from groundwater monitoring well S-2 between September 16 and September 18, 2003. Approximately 35 gallons of groundwater were extracted during approximately 50 hours of DPE from S-2. Estimated mass removal through groundwater extraction is considered negligible. Cambria also conducted soil vapor extraction (SVE) from tank backfill well T-1 on September 18 in an effort to maximize mass removal and gain additional information about the site. Estimated mass removal from the site through vapor extraction of TPHg, benzene, and MTBE was 0.152 pounds, 0.0009 pounds, and 0.0042 pounds, respectively.

# C A M B R I A

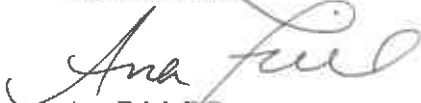
## CLOSING

If you have any questions regarding this document, please call Ana Friel at (707) 442-2700.


Sincerely,  
**Cambria Environmental Technology, Inc**



Lisa Summers  
Staff Scientist



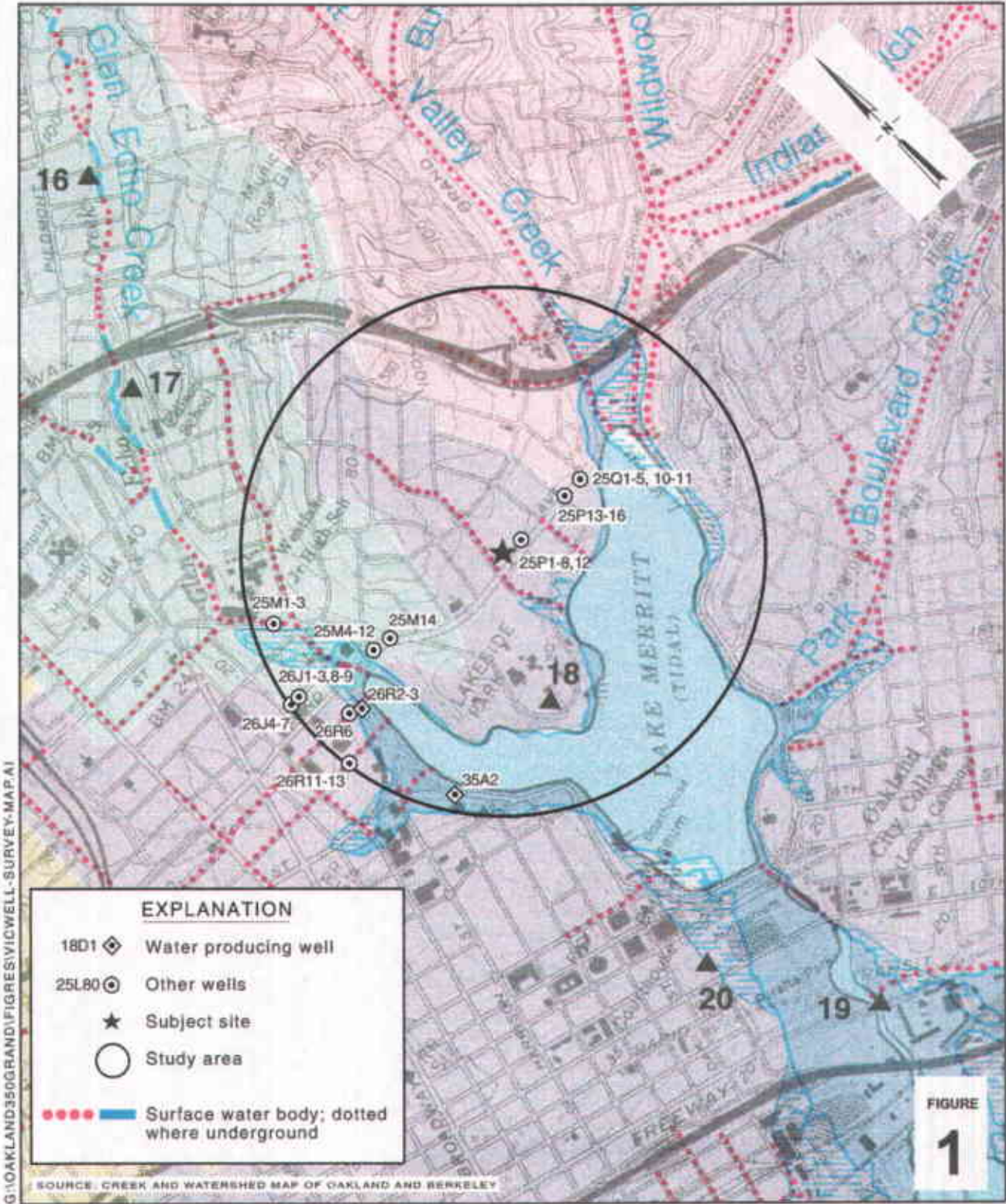
Ana Friel, RG  
Senior Project Geologist  
RG 6452



### Attachments:

- Figure 1. Vicinity/Area Well Survey Map
- Figure 2. Groundwater Contour/Chemical Concentration Map
  
- Appendix A. Blaine Tech Services, Inc. - Groundwater Monitoring Report

cc: Karen Petryna, Shell Oil Products US  
Gursharnjeet Cheema, 1060 St. Raphael Drive, Bay Point, CA 94565



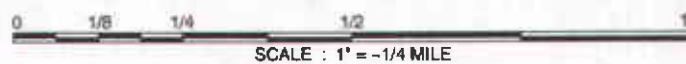
G:\OAKLAND\350GRAND\FIGRES\VICWELL-SURVEY-MAP.A1

**EXPLANATION**

- 18D1 ◊ Water producing well
- 25L80 ⊙ Other wells
- ★ Subject site
- Study area
- Surface water body; dotted where underground

SOURCE: CREEK AND WATERSHED MAP OF OAKLAND AND BERKELEY

FIGURE 1



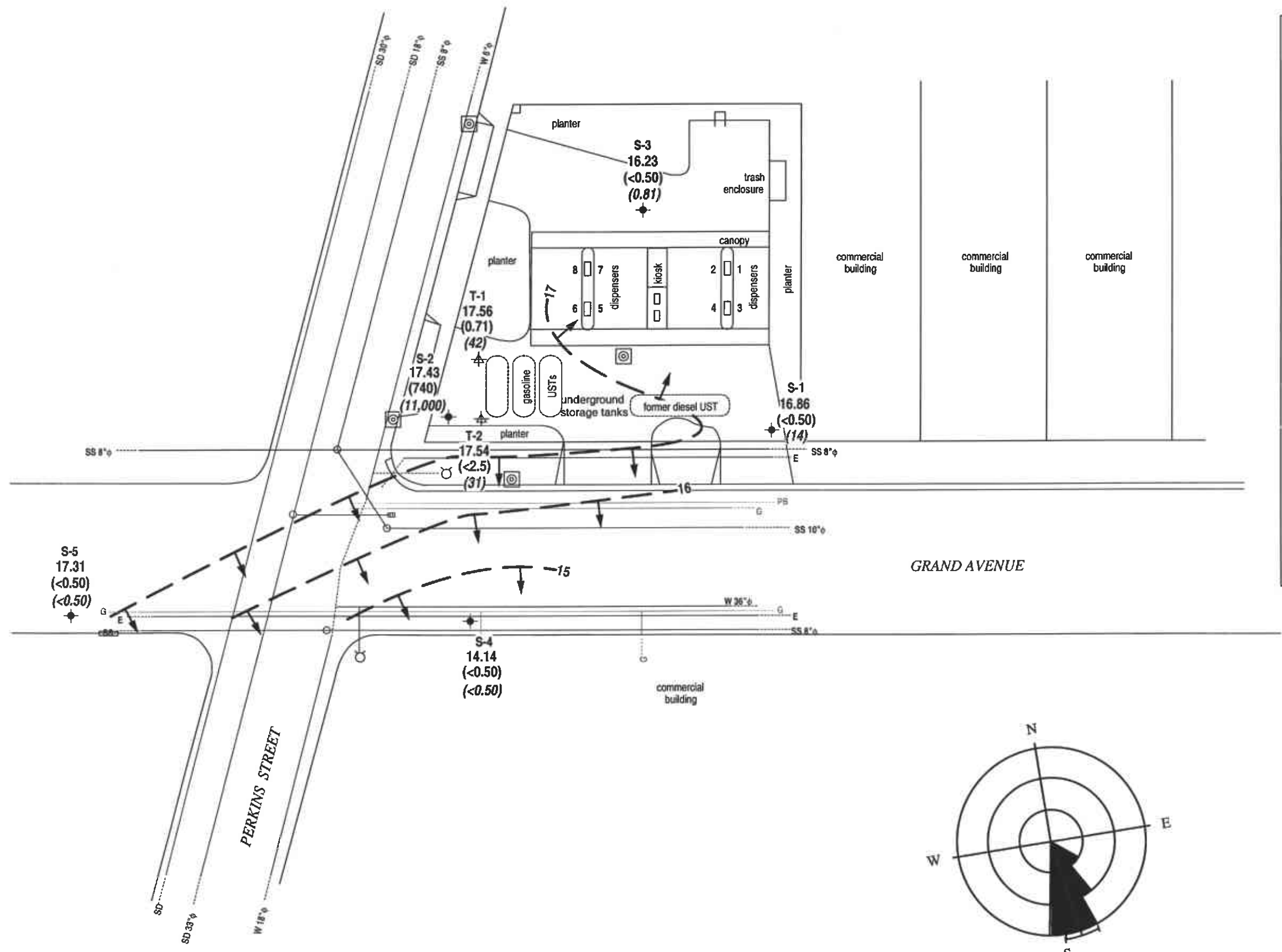
SCALE : 1" = 1/4 MILE

**Shell-branded Service Station**  
 350 Grand Avenue  
 Oakland, California  
 Incident #98995755



C A M B R I A

**Vicinity/Area Well  
 Survey Map**



**EXPLANATION**

- Proposed soil boring location
- Groundwater monitoring well
- T-1** Tank backfill well location
- E** Electric utility line
- W** Water main utility line
- G** Gas utility line
- SS** Sanitary sewer utility line
- SD** Storm drain utility line
- PB** Pacific Bell utility line
- Storm drain inlet
- Manhole
- Fire hydrant
- Groundwater elevation contour in feet above mean sea level (ft msl). Arrows indicate approximate direction of groundwater flow.
- 13.31** Groundwater elevation in ft msl
- (<0.50)** Benzene concentration in parts per billion
- (<0.50)** MTBE concentration in ppb
- (<0.50/19, 17-Jul-03)** Benzene/MTBE concentration in parts per billion, date last sampled

Approximate hydraulic gradient = 0.44

NOTE: Utilities lines are dashed where inferred.

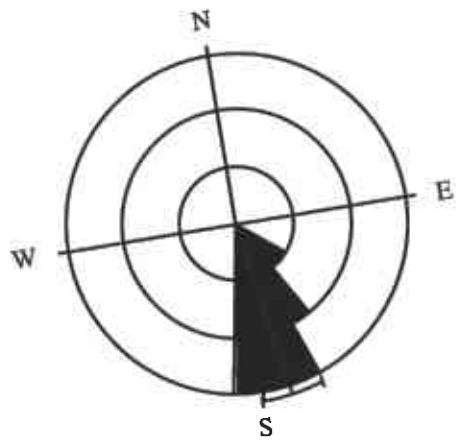


FIGURE  
**2**

**APPENDIX A**  
**Blaine Tech Services, Inc.**  
**Groundwater Monitoring Report**

**BLAINE**  
TECH SERVICES, INC.



1680 ROGERS AVENUE  
SAN JOSE, CA 95112-1105  
(408) 573-7771 FAX  
(408) 573-0555 PHONE  
CONTRACTOR'S LICENSE #746684  
www.blainetech.com

March 11, 2004

Karen Petryna  
Shell Oil Products US  
P.O. Box 7869  
Burbank, CA 91510-7869

First Quarter 2004 Groundwater Monitoring at  
Shell-branded Service Station  
350 Grand Avenue  
Oakland, CA

Monitoring performed on January 13 and 22, 2004

---

Groundwater Monitoring Report **040113-AC-2**

This report covers the routine monitoring of groundwater wells at this Shell-branded facility. In accordance with standard procedures that conform to Regional Water Quality Control Board requirements, routine field data collection includes depth to water, total well depth, thickness of any separate immiscible layer, water column volume, calculated purge volume (if applicable), elapsed evacuation time (if applicable), total volume of water removed (if applicable), and standard water parameter instrument readings. Sample material is collected, contained, stored, and transported to the laboratory in conformance with EPA standards. Purgewater (if applicable) is, likewise, collected and transported to the Martinez Refining Company.

Basic field information is presented alongside analytical values excerpted from the laboratory report in the cumulative table of **WELL CONCENTRATIONS**. The full analytical report for the most recent samples and the field data sheets are attached to this report.

At a minimum, Blaine Tech Services, Inc. field personnel are certified on completion of a forty-hour Hazardous Materials and Emergency Response training course per 29 CFR 1910.120. Field personnel are also enrolled in annual eight-hour refresher courses.



Blaine Tech Services, Inc. conducts sampling and documentation assignments of this type as an independent third party. Our activities at this site consisted of objective data and sample collection only. No interpretation of analytical results, defining of hydrological conditions or formulation of recommendations was performed.

Please call if you have any questions.

Yours truly,

Leon Gearhart  
Project Coordinator

LG/jt

attachments: Cumulative Table of WELL CONCENTRATIONS  
Certified Analytical Report  
Field Data Sheets

cc: Ana Friel  
Cambria Environmental Technology, Inc.  
P.O. Box 259  
Sonoma, CA 95476-0259

**WELL CONCENTRATIONS**  
**Shell-branded Service Station**  
**350 Grand Avenue**  
**Oakland, CA**

Well ID	Date	TPPH (ug/L)	TEPH (ug/L)	B (ug/L)	T (ug/L)	E (ug/L)	X (ug/L)	MTBE 8020 (ug/L)	MTBE 8260 (ug/L)	TOC (MSL)	Depth to Water (ft.)	GW Elevation (MSL)	DO Reading (ppm)
S-1	01/23/1991	<50	<50	<0.5	<0.5	<0.5	<0.5	NA	NA	20.84	9.73	11.11	NA
S-1	04/25/1991	<50	<50	<0.5	<0.5	<0.5	<0.5	NA	NA	20.84	7.37	13.47	NA
S-1	07/19/1991	<50	<50	6.8	<0.5	<0.5	<0.5	NA	NA	20.84	8.92	11.92	NA
S-1	10/09/1991	120	260d	10	<0.5	<0.5	<0.5	NA	NA	20.84	9.62	11.22	NA
S-1	01/23/1992	<50	<50	<0.5	<0.5	<0.5	<0.5	NA	NA	20.84	8.94	11.90	NA
S-1	04/27/1992	<50	70b	1.2	<0.5	<0.5	<0.5	NA	NA	20.84	7.06	13.78	NA
S-1	07/10/1992	<50	930	13	<0.5	<0.5	<0.5	NA	NA	20.84	8.31	12.53	NA
S-1	10/06/1992	62	110	<0.5	<0.5	<0.5	<0.5	NA	NA	20.84	9.55	11.29	NA
S-1	01/06/1993	85	81	1.1	<0.5	<0.5	<0.5	NA	NA	20.84	9.86	10.98	NA
S-1	04/26/1993	<50	53c	<0.5	<0.5	<0.5	<0.5	NA	NA	20.84	6.30	14.54	NA
S-1 (D)	04/26/1993	<50	53c	<0.5	<0.5	<0.5	<0.5	NA	NA	20.84	6.30	14.54	NA
S-1	07/20/1993	<50	140	<0.5	<0.5	<0.5	<0.5	NA	NA	20.84	8.78	12.06	NA
S-1	10/18/1993	<50	210	<0.5	<0.5	<0.5	<0.5	NA	NA	20.84	9.20	11.64	NA
S-1	01/07/1994	<50	<50	1.4	1.5	0.55	2.8	NA	NA	20.84	9.53	11.31	NA
S-1 (D)	01/07/1994	<50	53	1.2	1.5	<0.5	2.7	NA	NA	20.84	9.53	11.31	NA
S-1	04/11/1994	<50	320	2.8	<0.5	<0.5	<0.5	NA	NA	20.84	8.50	12.34	NA
S-1 (D)	04/11/1994	<50	220	2.6	<0.5	<0.5	<0.5	NA	NA	20.84	8.50	12.34	NA
S-1	07/14/1994	NA	NA	NA	NA	NA	NA	NA	NA	20.84	8.45	12.39	NA
S-1	07/19/1994	<50	110	<0.5	<0.5	<0.5	<0.5	NA	NA	20.84	9.07	11.77	NA
S-1	10/06/1994	110	370	1.4	<0.5	<0.5	<0.5	NA	NA	20.84	11.68	9.16	NA
S-1	01/04/1995	120	1,000	2.5	<0.5	1.5	1.7	NA	NA	20.84	8.51	12.33	NA
S-1	04/12/1995	<50	290	2.1	<0.5	<0.5	<0.5	NA	NA	20.84	6.66	14.18	NA
S-1 (D)	04/12/1995	<50	480	<0.5	<0.5	<0.5	<0.5	NA	NA	20.84	6.66	14.18	NA
S-1	07/07/1995	<50	370	5.5	<0.5	<0.5	<0.5	NA	NA	20.84	6.95	13.89	NA
S-1 (D)	07/07/1995	<50	450	6.5	<0.5	<0.5	<0.5	NA	NA	20.84	6.95	13.89	NA
S-1	10/05/1995	<50	200	3.9	1.2	<0.5	2.4	NA	NA	20.84	8.50	12.34	NA

**WELL CONCENTRATIONS**  
**Shell-branded Service Station**  
**350 Grand Avenue**  
**Oakland, CA**

Well ID	Date	TPPH (ug/L)	TEPH (ug/L)	B (ug/L)	T (ug/L)	E (ug/L)	X (ug/L)	MTBE 8020 (ug/L)	MTBE 8260 (ug/L)	TOC (MSL)	Depth to Water (ft.)	GW Elevation (MSL)	DO Reading (ppm)
S-1	01/12/1996	230	1,500	2.5	<0.5	0.9	0.6	NA	NA	20.84	8.02	12.82	NA
S-1	04/02/1996	95	2,000	0.91	<0.5	<0.5	<0.5	140	NA	20.84	4.98	15.86	NA
S-1	07/30/1996	<50	510	<0.5	<0.5	<0.5	<0.5	67	NA	20.84	6.40	14.44	NA
S-1 (D)	07/30/1996	<50	380	<0.5	<0.5	<0.5	<0.5	68	NA	20.84	6.40	14.44	NA
S-1	10/02/1996	<50	250	<0.5	<0.5	<0.5	<0.5	96	NA	20.84	7.53	13.31	NA
S-1	09/19/1997	<50	120	<0.50	<0.50	<0.50	<0.50	37	NA	20.84	8.54	12.30	0.8
S-1	01/08/1998	<50	210	<0.50	<0.50	<0.50	<0.50	74	NA	20.84	9.09	11.75	2.6
S-1	07/17/1998	<50	99	<0.50	<0.50	<0.50	<0.50	25	NA	20.86	6.48	14.38	2.6
S-1	01/28/1999	92.7	212	4.5	1.83	1.59	12.1	2.17	NA	20.86	10.46	10.40	2.2
S-1	07/23/1999	537	<50	81.1	91.3	24.8	81.6	47.9	NA	20.86	10.02	10.84	2.1
S-1	01/24/2000	<50.0	79.6	<0.500	<0.500	<0.500	<0.500	8.41	NA	20.86	8.42	12.44	2.2
S-1	07/27/2000	<50.0	127	<0.500	<0.500	<0.500	<0.500	31.9	NA	20.86	7.34	13.52	1.6
S-1	01/12/2001	<50.0	225	<0.500	<0.500	<0.500	<0.500	35.9	NA	20.86	8.15	12.71	1.8
S-1	02/16/2001	<50	140	<0.50	<0.50	<0.50	1.0	NA	24	20.86	7.42	13.44	6.1
S-1	07/09/2001	<50	57	<0.50	<0.50	<0.50	<0.50	NA	19	20.86	7.95	12.91	5.4
S-1	08/07/2001	NA	NA	NA	NA	NA	NA	NA	NA	20.86	7.67	13.19	NA
S-1	10/02/2001	NA	NA	NA	NA	NA	NA	NA	2.5	20.86	7.74	13.12	4.6
S-1	01/18/2002	<50	68	<0.50	<0.50	<0.50	<0.50	NA	31	20.86	6.37	14.49	6.7
S-1	04/17/2002	NA	NA	NA	NA	NA	NA	NA	NA	20.86	6.58	14.28	NA
S-1	07/16/2002	<50	100	<0.50	<0.50	<0.50	0.99	NA	35	23.66	7.38	16.28	7.0
S-1	10/10/2002	NA	NA	NA	NA	NA	NA	NA	NA	23.26	7.89	15.37	NA
S-1	01/16/2003	<50	54	<0.50	<0.50	<0.50	<0.50	NA	17	23.26	6.52	16.74	0.7
S-1	05/02/2003	NA	NA	NA	NA	NA	NA	NA	NA	23.26	6.44	16.82	NA
S-1	07/17/2003	<50	93 j	<0.50	<0.50	<0.50	<1.0	NA	19	23.26	6.96	16.30	0.9
S-1	11/04/2003	NA	NA	NA	NA	NA	NA	NA	NA	23.26	8.09	15.17	NA
S-1	01/13/2004	<50	150 j	<0.50	<0.50	<0.50	<1.0	NA	14	23.26	6.40	16.86	NA

**WELL CONCENTRATIONS**  
**Shell-branded Service Station**  
**350 Grand Avenue**  
**Oakland, CA**

Well ID	Date	TPPH (ug/L)	TEPH (ug/L)	B (ug/L)	T (ug/L)	E (ug/L)	X (ug/L)	MTBE 8020 (ug/L)	MTBE 8260 (ug/L)	TOC (MSL)	Depth to Water (ft.)	GW Elevation (MSL)	DO Reading (ppm)
S-1	01/22/2004	NA	NA	NA	NA	NA	NA	NA	NA	23.26	6.41	16.85	3.1
S-2	01/23/1991	2,500	1,200	550	15	33	42	NA	NA	21.24	10.55	10.69	NA
S-2	04/25/1991	32,000	20,000b	2,900	480	1,400	2,300	NA	NA	21.24	8.24	13.00	NA
S-2	07/19/1991	21,000	30,000b	4,700	430	1,200	2,400	NA	NA	21.24	9.55	11.69	NA
S-2	10/09/1991	29,000	32,000b	6,300	510	1,700	2,400	NA	NA	21.24	10.26	10.98	NA
S-2	01/23/1992	31,000	36,000b	5,800	480	2,000	2,700	NA	NA	21.24	9.51	11.73	NA
S-2	04/27/1992	21,000d	12,000b	4,800	320	1,600	1,400	NA	NA	21.24	7.83	13.41	NA
S-2	07/10/1992	31,000	3,700e	7,500	940	3,400	3,500	NA	NA	21.24	8.57	12.67	NA
S-2	10/06/1992	57,000	4,500e	9,300	1,200	4,000	4,900	NA	NA	21.24	9.49	11.75	NA
S-2	01/06/1993	55,000	5,600	5,600	360	3,000	3,000	NA	NA	21.24	8.56	12.68	NA
S-2	04/26/1993	32,000	9,400e	10,000	500	4,400	3,600	NA	NA	21.24	6.84	14.40	NA
S-2	07/20/1993	25,000	8,400e	5,800	300	2,700	1,400	NA	NA	21.24	8.52	12.72	NA
S-2 (D)	07/20/1993	25,000	8,900e	5,900	310	2,800	1,400	NA	NA	21.24	8.52	12.72	NA
S-2	10/18/1993	23,000	18,000e	3,700	200	2,100	1,600	NA	NA	21.24	9.36	11.88	NA
S-2 (D)	10/18/1993	28,000	14,000e	3,700	210	2,100	1,600	NA	NA	21.24	9.36	11.88	NA
S-2	01/07/1994	120,000	22,000e	6,900	400	3,100	2,600	NA	NA	21.24	8.37	12.87	NA
S-2	04/11/1994	34,000	17,000e	4,800	170	1,900	880	NA	NA	21.24	6.96	14.28	NA
S-2	07/14/1994	NA	NA	NA	NA	NA	NA	NA	NA	21.24	7.49	13.75	NA
S-2	07/19/1994	23,000	NA	4,300	210	1,100	1,000	NA	NA	21.24	8.02	13.22	NA
S-2 (D)	07/19/1994	29,000	NA	4,700	270	1,200	1,200	NA	NA	21.24	8.02	13.22	NA
S-2	10/06/1994	61,000	NA	4,600	290	1,900	1,900	NA	NA	21.24	11.00	10.24	NA
S-2 (D)	10/06/1994	52,000	NA	5,200	270	2,100	1,900	NA	NA	21.24	11.00	10.24	NA
S-2	01/04/1994	23,000	NA	4,500	49	1,300	500	NA	NA	21.24	8.07	13.17	NA
S-2 (D)	01/04/1995	18,000	NA	3,800	33	1,100	390	NA	NA	21.24	8.07	13.17	NA
S-2	04/12/1995	29,000	NA	4,300	210	990	700	NA	NA	21.24	6.12	15.12	NA

**WELL CONCENTRATIONS**  
**Shell-branded Service Station**  
**350 Grand Avenue**  
**Oakland, CA**

Well ID	Date	TPPH (ug/L)	TEPH (ug/L)	B (ug/L)	T (ug/L)	E (ug/L)	X (ug/L)	MTBE 8020 (ug/L)	MTBE 8260 (ug/L)	TOC (MSL)	Depth to Water (ft.)	GW Elevation (MSL)	DO Reading (ppm)
S-2	07/07/1995	26,000	NA	4,200	180	1,100	730	NA	NA	21.24	6.35	14.89	NA
S-2	10/05/1995	26,000	10,000	3,500	150	1,100	640	NA	NA	21.24	7.36	13.88	NA
S-2 (D)	10/05/1995	33,000	9,400	4,200	210	1,500	850	NA	NA	21.24	7.36	13.88	NA
S-2	01/12/1996	36,000	13,000	4,100	240	1,400	790	NA	NA	21.24	7.64	13.60	NA
S-2 (D)	01/12/1996	40,000	11,000	4,100	260	1,400	860	NA	NA	21.24	7.64	13.60	NA
S-2	04/02/1996	12,000	7,300	1,300	120	460	150	4,000	NA	21.24	6.18	15.06	NA
S-2 (D)	04/02/1996	17,000	5,800	1,800	29	590	140	7,600	NA	21.24	6.18	15.06	NA
S-2	07/30/1996	18,000	13,000	3,000	100	1,200	420	17,000	19,000	21.24	7.22	14.02	NA
S-2	10/02/1996	28,000	18,000	3,700	110	1,100	260	20,000	NA	21.24	7.60	13.64	NA
S-2 (D)	10/02/1996	25,000	31,000	3,500	100	1,100	260	19,000	NA	21.24	7.60	13.64	NA
S-2	09/19/1997	21,000	11,000	2,300	120	500	110	11,000	NA	21.24	7.45	13.79	2.1
S-2	01/08/1998	35,000	8,100	3,200	260	850	320	23,000	NA	21.24	6.96	14.28	2.3
S-2 (D)	01/08/1998	27,000	5,400	3,400	190	860	200	23,000	NA	21.24	6.96	14.28	2.3
S-2	07/17/1998	19,000	12,000	1,700	130	610	130	13,000	NA	21.24	6.67	14.57	2.3
S-2	01/28/1999	482	99	24	7.52	5.41	63.7	11	NA	21.24	10.63	10.61	2.4
S-2	07/23/1999	320	223	52.0	54.5	14.7	48.6	33.9	NA	21.24	10.12	11.12	2.6
S-2	01/24/2000	18,500	7,600	1,440	140	472	68.9	6,940	NA	21.24	8.63	12.61	1.6
S-2	07/27/2000	14,900	10,200	1,250	98.8	437	<50.0	22,200	30,200	21.24	7.94	13.30	2.0
S-2	01/12/2001 h	17,200	8,050	930	88.8	497	57.0	23,200	18,500	21.24	8.82	12.42	1.9
S-2	02/16/2001	20,000	<5,000	990	93	450	63	NA	21,000	21.24	7.10	14.14	1.6
S-2	07/09/2001	16,000	26,000	690	62	210	<50	NA	27,000	21.24	8.35	12.89	2.1
S-2	08/07/2001	NA	NA	NA	NA	NA	NA	NA	NA	21.24	8.19	13.05	NA
S-2	10/02/2001	18,000	<12,000	810	89	470	69	NA	23,000	21.24	8.50	12.74	2.0
S-2	01/18/2002	21,000	21,000	750	79	470	69	NA	23,000	21.24	6.96	14.28	5.9
S-2	04/17/2002	34,000	<26,000	620	70	390	60	NA	17,000	21.24	7.39	13.85	0.6
S-2	07/16/2002	14,000	<10,000	630	75	310	33	NA	20,000	24.03	7.95	16.08	6.0

**WELL CONCENTRATIONS**  
**Shell-branded Service Station**  
**350 Grand Avenue**  
**Oakland, CA**

Well ID	Date	TPPH (ug/L)	TEPH (ug/L)	B (ug/L)	T (ug/L)	E (ug/L)	X (ug/L)	MTBE 8020 (ug/L)	MTBE 8260 (ug/L)	TOC (MSL)	Depth to Water (ft.)	GW Elevation (MSL)	DO Reading (ppm)
S-2	10/10/2002	11,000	<6,000	480	50	190	<50	NA	15,000	23.73	8.36	15.37	1.0
S-2	01/16/2003	16,000	<8,000	720	88	290	89	NA	17,000	23.73	6.98	16.75	0.7
S-2	05/02/2003	12,000 j	4,800 j	560	<50	<50	<100	NA	14,000	23.73	7.02	16.71	1.1
S-2	07/17/2003	26,000	4,800 j	850	85	240	<100	NA	13,000	23.73	8.06	15.67	2.1
S-2	11/04/2003	10,000	3,600 j	560	62	250	<100	NA	10,000	23.73	8.69	15.04	0.8
S-2	01/13/2004	17,000	5,400 j	740	<100	350	<200	NA	11,000	23.73	6.30	17.43	NA
S-2	01/22/2004	NA	NA	NA	NA	NA	NA	NA	NA	23.73	6.64	17.09	0.3
S-3	01/23/1991	<50	NA	<0.5	<0.5	<0.5	<0.5	NA	NA	22.70	14.67	8.03	NA
S-3	04/25/1991	<50	NA	<0.5	<0.5	<0.5	<0.5	NA	NA	22.70	12.96	9.74	NA
S-3	07/19/1991	<50	NA	<0.5	<0.5	<0.5	<0.5	NA	NA	22.70	12.45	10.25	NA
S-3	10/09/1991	<50	NA	<0.5	<0.5	<0.5	<0.5	NA	NA	22.70	12.98	9.72	NA
S-3	01/23/1992	<50	NA	<0.5	<0.5	<0.5	<0.5	NA	NA	22.70	13.06	9.64	NA
S-3	04/27/1992	<50	100	<0.5	<0.5	<0.5	<0.5	NA	NA	22.70	7.25	15.45	NA
S-3	07/10/1992	<50	68	<0.5	<0.5	<0.5	<0.5	NA	NA	22.70	8.46	14.24	NA
S-3	10/06/1992	<50	<10	<0.5	<0.5	<0.5	<0.5	NA	NA	22.70	11.77	10.93	NA
S-3	01/06/1993	<50	<10	<0.5	<0.5	<0.5	<0.5	NA	NA	22.70	12.53	10.17	NA
S-3	04/26/1993	<50	69	<0.5	<0.5	<0.5	<0.5	NA	NA	22.70	4.28	18.42	NA
S-3	07/20/1993	<50	120	<0.5	0.6	<0.5	<0.5	NA	NA	22.70	5.70	17.00	NA
S-3	10/18/1993	<50	160	<0.5	<0.5	<0.5	<0.5	NA	NA	22.70	10.30	12.40	NA
S-3	01/07/1994 a	160	58	59	26	4.9	22	NA	NA	22.70	12.40	10.30	NA
S-3	04/11/1994	<50	<50	<0.52	<0.5	<0.5	<0.5	NA	NA	22.70	10.94	11.76	NA
S-3	07/14/1994	NA	NA	NA	NA	NA	NA	NA	NA	22.70	7.90	14.80	NA
S-3	07/19/1994	<50	110d	<0.5	<0.5	<0.5	<0.5	NA	NA	22.70	8.12	14.58	NA
S-3	10/06/1994	<50	<50	<0.5	<0.5	<0.5	<0.5	NA	NA	22.70	12.15	10.55	NA
S-3	01/04/1995	<50	<50	<0.5	<0.5	<0.5	<0.5	NA	NA	22.70	11.18	11.52	NA

**WELL CONCENTRATIONS**  
**Shell-branded Service Station**  
**350 Grand Avenue**  
**Oakland, CA**

Well ID	Date	TPPH (ug/L)	TEPH (ug/L)	B (ug/L)	T (ug/L)	E (ug/L)	X (ug/L)	MTBE 8020 (ug/L)	MTBE 8260 (ug/L)	TOC (MSL)	Depth to Water (ft.)	GW Elevation (MSL)	DO Reading (ppm)
S-3	04/12/1995	<50	110	<0.5	<0.5	<0.5	<0.5	NA	NA	22.70	3.76	18.94	NA
S-3	07/07/1995	<50	410	<0.5	<0.5	<0.5	<0.5	NA	NA	22.70	4.72	17.98	NA
S-3	10/05/1995	<50	160	<0.5	<0.5	<0.5	<0.5	NA	NA	22.70	5.80	16.90	NA
S-3	01/12/1996	100	<50	<0.5	<0.5	<0.5	<0.5	NA	NA	22.70	7.00	15.70	NA
S-3	04/02/1996	<50	170	<0.5	<0.5	<0.5	<0.5	3.4	NA	22.70	3.42	19.28	NA
S-3	07/30/1996	<50	92	<0.5	<0.5	<0.5	<0.5	4.3	NA	22.70	5.89	16.81	NA
S-3	10/02/1996	<50	160	<0.5	<0.5	<0.5	<0.5	4.1	NA	22.70	7.20	15.50	NA
S-3	09/19/1997	<50	260	<0.50	<0.50	<0.50	<0.50	4.3	NA	22.70	6.92	15.78	1.4
S-3 (D)	09/19/1997	<50	290	<0.50	<0.50	<0.50	<0.50	5.2	NA	22.70	6.92	15.78	1.4
S-3	01/08/1998	<50	170	<0.50	<0.50	<0.50	0.92	120	NA	22.70	5.77	16.93	2.7
S-3	07/17/1998	<50	97	<0.50	<0.50	<0.50	<0.50	33	NA	22.71	4.17	18.54	2.7
S-3	01/28/1999	656	<50.0	45.4	10.2	4.98	83.2	87.2	NA	22.71	8.15	14.56	1.8
S-3	07/23/1999	<50.0	77.3	<0.500	<0.500	<0.500	<0.500	39.3	NA	22.71	7.46	15.25	1.9
S-3	01/24/2000	<50.0	77.2	<0.500	<0.500	<0.500	<0.500	12.0	NA	22.71	5.92	16.79	2.1
S-3	07/27/2000	<50.0	142	<0.500	<0.500	<0.500	<0.500	<5.00	NA	22.71	6.54	16.17	1.7
S-3	01/12/2001 f	<50.0	96	<0.500	<0.500	<0.500	<0.500	<2.50	NA	22.71	8.25	14.46	1.7
S-3	02/16/2001	<50	<50	<0.50	<0.50	<0.50	<0.50	NA	2.0	22.71	11.37	11.34	NA
S-3	07/09/2001	<50	<50	<0.50	0.54	<0.50	<0.50	NA	<5.0	22.71	9.70	13.01	1.4
S-3	08/07/2001	NA	NA	NA	NA	NA	NA	NA	NA	22.71	11.48	11.23	NA
S-3	10/02/2001	NA	NA	NA	NA	NA	NA	NA	NA	22.71	11.56	11.15	NA
S-3	01/18/2002	<50	120	<0.50	<0.50	<0.50	<0.50	NA	<5.0	22.71	7.74	14.97	1.5
S-3	04/17/2002	NA	NA	NA	NA	NA	NA	NA	NA	22.71	6.45	16.26	NA
S-3	07/16/2002	<50	72	<0.50	<0.50	<0.50	0.61	NA	<5.0	25.49	7.70	17.79	5.0
S-3	10/10/2002	NA	NA	NA	NA	NA	NA	NA	NA	25.14	10.15	14.99	NA
S-3	01/16/2003	<50	<50	<0.50	<0.50	<0.50	<0.50	NA	<5.0	25.14	8.60	16.54	2.9
S-3	05/02/2003	NA	NA	NA	NA	NA	NA	NA	NA	25.14	7.07	18.07	NA

**WELL CONCENTRATIONS**  
**Shell-branded Service Station**  
**350 Grand Avenue**  
**Oakland, CA**

Well ID	Date	TPPH (ug/L)	TEPH (ug/L)	B (ug/L)	T (ug/L)	E (ug/L)	X (ug/L)	MTBE 8020 (ug/L)	MTBE 8260 (ug/L)	TOC (MSL)	Depth to Water (ft.)	GW Elevation (MSL)	DO Reading (ppm)
---------	------	----------------	----------------	-------------	-------------	-------------	-------------	------------------------	------------------------	--------------	----------------------------	--------------------------	------------------------

S-3	07/17/2003	<50	74 j	<0.50	<0.50	<0.50	<1.0	NA	1.3	25.14	7.25	17.89	2.5
S-3	11/04/2003	NA	NA	NA	NA	NA	NA	NA	NA	25.14	9.51	15.63	NA
S-3	01/13/2004	<50	180 j	<0.50	<0.50	<0.50	<1.0	NA	0.81	25.14	8.91	16.23	NA
S-3	01/22/2004	NA	NA	NA	NA	NA	NA	NA	NA	25.14	8.50	16.64	3.3

S-4	07/17/1998	<50	220	<0.50	<0.50	<0.50	<0.50	<2.5	NA	19.96	6.59	13.37	2.5
S-4 (D)	07/17/1998	<50	260	<0.50	<0.50	<0.50	<0.50	<2.5	NA	19.96	6.59	13.37	2.5
S-4	01/28/1999	<50.0	356	0.882	<0.500	<0.500	0.71	<2.00	NA	19.96	10.57	9.39	3.0
S-4	07/23/1999	<50.0	<50	<0.500	<0.500	<0.500	<0.500	8.27	NA	19.96	10.06	9.90	2.1
S-4	01/24/2000	Unable to sample		NA	NA	NA	NA	NA	NA	19.96	8.29	11.67	NA
S-4	02/02/2000	<50.0	410	<0.500	<0.500	<0.500	<0.500	<5.00	NA	19.96	9.93	10.03	2.0
S-4	07/27/2000	Well inaccessible		NA	NA	NA	NA	NA	NA	19.96	NA	NA	NA
S-4	08/02/2000	<50.0	265	<0.500	<0.500	<0.500	<0.500	<2.50	NA	19.96	8.05	11.91	2.0
S-4	01/12/2001	Well inaccessible		NA	NA	NA	NA	NA	NA	19.96	NA	NA	NA
S-4	01/25/2001	<50.0	235	<0.500	0.629	0.656	4.65	<2.50	NA	19.96	10.12	9.84	2.0
S-4	02/16/2001	Well inaccessible		NA	NA	NA	NA	NA	NA	19.96	NA	NA	NA
S-4	07/09/2001	Well inaccessible		NA	NA	NA	NA	NA	NA	19.96	NA	NA	NA
S-4	08/07/2001	<50	<50	<0.50	<0.50	<0.50	<1.0	NA	<5.0	19.96	8.77	11.19	2.3
S-4	10/02/2001	<50	350	<0.50	<0.50	<0.50	<0.50	NA	<5.0	19.96	9.09	10.87	2.6
S-4	01/18/2002	Well inaccessible		NA	NA	NA	NA	NA	NA	19.96	NA	NA	NA
S-4	01/23/2002	Insufficient water		NA	NA	NA	NA	NA	NA	19.96	7.13	12.83	NA
S-4	04/17/2002	Insufficient water		NA	NA	NA	NA	NA	NA	19.96	6.28	13.68	NA
S-4	04/26/2002	<50	260	<0.50	<0.50	<0.50	<0.50	NA	<5.0	19.96	5.63	14.33	g
S-4	07/16/2002	<50	250	<0.50	<0.50	<0.50	1.1	NA	<5.0	22.75	6.90	15.85	1.6
S-4	10/10/2002	Insufficient water		NA	NA	NA	NA	NA	NA	22.34	9.20	13.14	NA
S-4	01/16/2003	<50	280	<0.50	<0.50	<0.50	<0.50	NA	<5.0	22.34	7.11	15.23	2.1



**WELL CONCENTRATIONS**  
**Shell-branded Service Station**  
**350 Grand Avenue**  
**Oakland, CA**

Well ID	Date	TPPH (ug/L)	TEPH (ug/L)	B (ug/L)	T (ug/L)	E (ug/L)	X (ug/L)	MTBE 8020 (ug/L)	MTBE 8260 (ug/L)	TOC (MSL)	Depth to Water (ft.)	GW Elevation (MSL)	DO Reading (ppm)
S-4	05/02/2003	53	130 j	0.67	<0.50	3.8	2.4	NA	<5.0	22.34	5.14	17.20	0.61
S-4	07/17/2003	<50	76 j	1.4	0.57	2.0	1.3	NA	<0.50	22.34	7.26	15.08	g
S-4	11/04/2003	<50	130 j	<0.50	<0.50	<0.50	<1.0	NA	<0.50	22.34	9.03	13.31	g
S-4	01/13/2004	<50	190 j	<0.50	<0.50	<0.50	<1.0	NA	<0.50	22.34	8.20	14.14	NA
S-4	01/22/2004	NA	NA	NA	NA	NA	NA	NA	NA	22.34	6.91	15.43	1.8
S-5	07/17/1998	<50	110	<0.50	<0.50	<0.50	<0.50	<2.5	NA	22.27	6.78	15.49	2.2
S-5	01/28/1999	<50.0	109	<0.500	<0.500	<0.500	<0.500	<2.00	NA	22.27	10.75	11.52	2.0
S-5	07/23/1999	<50.0	204	<0.500	<0.500	<0.500	<0.500	5.95	NA	22.27	10.21	12.06	1.8
S-5	01/24/2000	Unable to sample		NA	NA	NA	NA	NA	NA	22.27	8.23	14.04	NA
S-5	02/02/2000	<50.0	172	<0.500	<0.500	<0.500	<0.500	<5.00	NA	22.27	10.15	12.12	1.9
S-5	07/27/2000	<50.0	119	<0.500	<0.500	<0.500	<0.500	<5.00	NA	22.27	7.41	14.86	2.0
S-5	01/12/2001	<50.0	NA	<0.500	<0.500	<0.500	<0.500	<2.50	NA	22.27	8.80	13.47	NA
S-5	01/25/2001	NA	193	NA	NA	NA	NA	NA	NA	22.27	9.77	12.50	1.7
S-5	02/16/2001	Well inaccessible		NA	NA	NA	NA	NA	NA	22.27	NA	NA	NA
S-5	07/09/2001	Well inaccessible		NA	NA	NA	NA	NA	NA	22.27	NA	NA	NA
S-5	08/07/2001	<50	<50	<0.50	<0.50	<0.50	<1.0	NA	<5.0	22.27	8.97	13.30	2.2
S-5	10/02/2001	NA	NA	NA	NA	NA	NA	NA	NA	22.27	8.44	13.83	NA
S-5	01/18/2002	<50	190	<0.50	<0.50	<0.50	0.51	NA	<5.0	22.27	6.67	15.60	1.9
S-5	04/17/2002	NA	NA	NA	NA	NA	NA	NA	NA	22.27	6.95	15.32	NA
S-5	07/16/2002	<50	1,200	<0.50	<0.50	<0.50	1.2	NA	<5.0	25.06	7.31	17.75	1.8
S-5	10/10/2002	NA	NA	NA	NA	NA	NA	NA	NA	24.78	8.07	16.71	NA
S-5	01/16/2003	<50	110	<0.50	<0.50	<0.50	<0.50	NA	<5.0	24.78	6.42	18.36	2.3
S-5	05/02/2003	NA	NA	NA	NA	NA	NA	NA	NA	24.78	6.20	18.58	NA
S-5	07/17/2003	<50	67 j	2.1	0.87	2.8	1.9	NA	<0.50	24.78	7.82	16.96	g
S-5	11/04/2003	NA	NA	NA	NA	NA	NA	NA	NA	24.78	8.53	16.25	NA

**WELL CONCENTRATIONS**  
**Shell-branded Service Station**  
**350 Grand Avenue**  
**Oakland, CA**

Well ID	Date	TPPH (ug/L)	TEPH (ug/L)	B (ug/L)	T (ug/L)	E (ug/L)	X (ug/L)	MTBE 8020 (ug/L)	MTBE 8260 (ug/L)	TOC (MSL)	Depth to Water (ft.)	GW Elevation (MSL)	DO Reading (ppm)
S-5	01/13/2004	<50	350 j	<0.50	0.51	<0.50	<1.0	NA	<0.50	24.78	7.47	17.31	NA
S-5	01/22/2004	NA	NA	NA	NA	NA	NA	NA	NA	24.78	6.28	18.50	1.1
T-1	07/16/2002	<5,000	180	<50	<50	<50	<50	NA	14,000	NA	7.71	NA	5.0
T-1	10/10/2002	<5,000	320	<50	<50	<50	<50	NA	17,000	24.14	8.91	15.23	2.3
T-1	01/16/2003	<1,000	230	12	<10	<10	<10	NA	5,800	24.14	7.55	16.59	1.2
T-1	05/02/2003	<2,500	400 j	<25	<25	<25	<50	NA	3,300	24.14	7.69	16.45	0.8
T-1	07/17/2003	<1,000	230 j	<10	<10	<10	<20	NA	3,300	24.14	8.52	15.62	1.1
T-1	11/04/2003	<500	200 j	<5.0	<5.0	<5.0	<10	NA	220	24.14	8.88	15.26	1.7
T-1	01/13/2004	<50	170 j	0.71	<0.50	<0.50	<1.0	NA	42	24.14	6.58	17.56	NA
T-1	01/22/2004	NA	NA	NA	NA	NA	NA	NA	NA	24.14	7.60	16.54	0.2
T-2	07/16/2002	<5,000	390	<50	<50	<50	<50	NA	17,000	NA	7.15	NA	4.0
T-2	10/10/2002	Insufficient water		NA	NA	NA	NA	NA	NA	23.55	8.19	15.36	NA
T-2	01/16/2003	<1,000	120	<10	<10	<10	<10	NA	2,900	23.55	6.98	16.57	1.5
T-2	05/02/2003	<500	190 j	<5.0	<5.0	<5.0	<10	NA	1,000	23.55	7.20	16.35	1.3
T-2	07/17/2003	<1,000	200 j	<10	<10	<10	<20	NA	2,800	23.55	7.88	15.67	1.2
T-2	11/04/2003	Well dry	NA	NA	NA	NA	NA	NA	NA	23.55	NA	NA	NA
T-2	01/13/2004	<250	430 j	<2.5	<2.5	<2.5	<5.0	NA	31	23.55	6.01	17.54	NA
T-2	01/22/2004	NA	NA	NA	NA	NA	NA	NA	NA	23.55	6.13	17.42	0.6
HP-1	01/27/1993	22,000	14,000	2,500	130	1,400	140	NA	NA	NA	NA	NA	NA
HP-2	01/27/1993	<50	NA	<0.5	4.4	<0.5	<0.5	NA	NA	NA	NA	NA	NA
HP-3	01/27/1993	<50	NA	<0.5	<0.5	<0.5	<0.5	NA	NA	NA	NA	NA	NA

**WELL CONCENTRATIONS**  
**Shell-branded Service Station**  
**350 Grand Avenue**  
**Oakland, CA**

Well ID	Date	TPPH (ug/L)	TEPH (ug/L)	B (ug/L)	T (ug/L)	E (ug/L)	X (ug/L)	MTBE 8020 (ug/L)	MTBE 8260 (ug/L)	TOC (MSL)	Depth to Water (ft.)	GW Elevation (MSL)	DO Reading (ppm)
---------	------	----------------	----------------	-------------	-------------	-------------	-------------	------------------------	------------------------	--------------	----------------------------	--------------------------	------------------------

**Abbreviations:**

TPPH = Total petroleum hydrocarbons as gasoline by EPA Method 8260B; prior to February 16, 2001, analyzed by EPA Method 8015.

TEPH = Total petroleum hydrocarbons as diesel by modified EPA Method 8015.

BTEX = Benzene, toluene, ethylbenzene, xylenes by EPA Method 8260B; prior to February 16, 2001, analyzed by EPA Method 8020.

MTBE = Methyl-tertiary-butyl ether

TOB = Top of Wellbox Elevation

TOC = Top of Casing Elevation

GW = Groundwater

HP = Hydropunch ground water sample

T = Tank backfill well

DO = Dissolved Oxygen

ug/L = Parts per billion

ppm = Parts per million

MSL = Mean sea level

ft = Feet

<n = Below detection limit

D = Duplicate sample

NA = Not applicable

**WELL CONCENTRATIONS**  
**Shell-branded Service Station**  
**350 Grand Avenue**  
**Oakland, CA**

Well ID	Date	TPPH (ug/L)	TEPH (ug/L)	B (ug/L)	T (ug/L)	E (ug/L)	X (ug/L)	MTBE 8020 (ug/L)	MTBE 8260 (ug/L)	TOC (MSL)	Depth to Water (ft.)	GW Elevation (MSL)	DO Reading (ppm)
---------	------	----------------	----------------	-------------	-------------	-------------	-------------	------------------------	------------------------	--------------	----------------------------	--------------------------	------------------------

**Notes:**

- a = TPPH/BETX concentrations anomalous with historical data. Lab verified concentrations.
  - b = Compounds reported as TPH-D appear to be the less volatile constituents of gasoline.
  - c = Compounds reported as TPH-D are primarily due to the presence of a heavier petroleum product, possibly motor oil.
  - d = Chromatogram pattern indicated an unidentified hydrocarbon.
  - e = Compounds reported as TPH-D are primarily due to the presence of lighter petroleum product, possibly gasoline.
  - f = These results are listed as S-2 on the analytical report due to possible mislabeling in the field or laboratory.  
Resampled on February 16, 2001 to confirm mislabeling.
  - g = DO reading not taken due to insufficient water.
  - h = These results are listed as S-3 on the analytical report due to possible mislabeling in the field or laboratory.
  - j = Hydrocarbon does not match pattern of laboratory's standard.  
Resampled on February 16, 2001 to confirm mislabeling.
- Wells S-1, S-3, S-4, and S-5 surveyed on May 4, 1998, by Virgil Chavez Land Surveying of Vallejo, California.  
 Site surveyed March 5 and July 29, 2002, by Virgil Chavez Land Surveying of Vallejo, California.  
 Beginning October 10, 2002, depth to water referenced to Top of Casing elevation.

**Blaine Tech Services, Inc.**

January 29, 2004

1680 Rogers Avenue  
San Jose, CA 95112-1105  
Attn.: Leon Gearhart  
Project#: 040113-AC2  
Project: 98995755  
Site: 350 Grand Ave., Oakland

Dear Mr. Gearhart,

Attached is our report for your samples received on 01/15/2004 16:58

This report has been reviewed and approved for release. Reproduction of this report is permitted only in its entirety.

Please note that any unused portion of the samples will be discarded after 02/29/2004 unless you have requested otherwise.

We appreciate the opportunity to be of service to you. If you have any questions, please call me at (925) 484-1919.

You can also contact me via email. My email address is: [vvancil@stl-inc.com](mailto:vvancil@stl-inc.com)

Sincerely,



Vincent Vancil  
Project Manager

**Gas/BTEX/MTBE by 8260B (C6-C12)**

Blaine Tech Services, Inc.

Attn.: Leon Gearhart

1680 Rogers Avenue  
San Jose, CA 95112-1105  
Phone: (408) 573-0555 Fax: (408) 573-7771Project: 040113-AC2  
98995755

Received: 01/15/2004 16:58

Site: 350 Grand Ave., Oakland

**Samples Reported**

Sample Name	Date Sampled	Matrix	Lab #
S-1	01/13/2004 09:00	Water	1
S-2	01/13/2004 10:30	Water	2
S-3	01/13/2004 09:45	Water	3
S-4	01/13/2004 11:15	Water	4
S-5	01/13/2004 10:55	Water	5
T-1	01/13/2004 10:40	Water	6
T-2	01/13/2004 10:00	Water	7

**Gas/BTEX/MTBE by 8260B (C6-C12)**

Blaine Tech Services, Inc.

Attn.: Leon Gearhart

1680 Rogers Avenue

San Jose, CA 95112-1105

Phone: (408) 573-0555 Fax: (408) 573-7771

Project: 040113-AC2

98995755

Received: 01/15/2004 16:58

Site: 350 Grand Ave., Oakland

Prep(s): 5030B	Test(s): 8260B
Sample ID: S-1	Lab ID: 2004-01-0418 - 1
Sampled: 01/13/2004 09:00	Extracted: 1/23/2004 23:20
Matrix: Water	QC Batch#: 2004/01/23-2B.64

Compound	Conc.	RL	Unit	Dilution	Analyzed	Flag
Gasoline	ND	50	ug/L	1.00	01/23/2004 23:20	
Benzene	ND	0.50	ug/L	1.00	01/23/2004 23:20	
Toluene	ND	0.50	ug/L	1.00	01/23/2004 23:20	
Ethylbenzene	ND	0.50	ug/L	1.00	01/23/2004 23:20	
Total xylenes	ND	1.0	ug/L	1.00	01/23/2004 23:20	
Methyl tert-butyl ether (MTBE)	14	0.50	ug/L	1.00	01/23/2004 23:20	
<b>Surrogate(s)</b>						
1,2-Dichloroethane-d4	92.0	76-130	%	1.00	01/23/2004 23:20	
Toluene-d8	87.9	78-115	%	1.00	01/23/2004 23:20	

Severn Trent Laboratories, Inc.

STL San Francisco \* 1220 Quarry Lane, Pleasanton, CA 94566

Tel 925 484 1919 Fax 925 484 1096 \* www.stl-inc.com \* CA DHS ELAP# 2496

01/28/2004 16:08

**Gas/BTEX/MTBE by 8260B (C6-C12)**

Blaine Tech Services, Inc.

Attn.: Leon Gearhart

1680 Rogers Avenue

San Jose, CA 95112-1105

Phone: (408) 573-0555 Fax: (408) 573-7771

Project: 040113-AC2

98995755

Received: 01/15/2004 16:58

Site: 350 Grand Ave., Oakland

Prep(s): 5030B	Test(s): 8260B
Sample ID: S-2	Lab ID: 2004-01-0418 - 2
Sampled: 01/13/2004 10:30	Extracted: 1/24/2004 00:27
Matrix: Water	QC Batch#: 2004/01/23-2B.64
Analysis Flag: o ( See Legend and Note Section )	

Compound	Conc.	RL	Unit	Dilution	Analyzed	Flag
Gasoline	17000	10000	ug/L	200.00	01/24/2004 00:27	
Benzene	740	100	ug/L	200.00	01/24/2004 00:27	
Toluene	ND	100	ug/L	200.00	01/24/2004 00:27	
Ethylbenzene	350	100	ug/L	200.00	01/24/2004 00:27	
Total xylenes	ND	200	ug/L	200.00	01/24/2004 00:27	
Methyl tert-butyl ether (MTBE)	11000	100	ug/L	200.00	01/24/2004 00:27	
<b>Surrogate(s)</b>						
1,2-Dichloroethane-d4	97.9	76-130	%	200.00	01/24/2004 00:27	
Toluene-d8	92.2	78-115	%	200.00	01/24/2004 00:27	



**Gas/BTEX/MTBE by 8260B (C6-C12)**

Blaine Tech Services, Inc.

Attn.: Leon Gearhart

1680 Rogers Avenue

San Jose, CA 95112-1105

Phone: (408) 573-0555 Fax: (408) 573-7771

Project: 040113-AC2

98995755

Received: 01/15/2004 16:58

Site: 350 Grand Ave., Oakland

Prep(s):	5030B	Test(s):	8260B
Sample ID:	S-3	Lab ID:	2004-01-0418 - 3
Sampled:	01/13/2004 09:45	Extracted:	1/24/2004 16:07
Matrix:	Water	QC Batch#:	2004/01/24-1A.66

Compound	Conc.	RL	Unit	Dilution	Analyzed	Flag
Gasoline	ND	50	ug/L	1.00	01/24/2004 16:07	
Benzene	ND	0.50	ug/L	1.00	01/24/2004 16:07	
Toluene	ND	0.50	ug/L	1.00	01/24/2004 16:07	
Ethylbenzene	ND	0.50	ug/L	1.00	01/24/2004 16:07	
Total xylenes	ND	1.0	ug/L	1.00	01/24/2004 16:07	
Methyl tert-butyl ether (MTBE)	0.81	0.50	ug/L	1.00	01/24/2004 16:07	
<b>Surrogate(s)</b>						
1,2-Dichloroethane-d4	91.7	76-130	%	1.00	01/24/2004 16:07	
Toluene-d8	97.8	78-115	%	1.00	01/24/2004 16:07	

**Gas/BTEX/MTBE by 8260B (C6-C12)**

Blaine Tech Services, Inc.

Attn.: Leon Gearhart

1680 Rogers Avenue

San Jose, CA 95112-1105

Phone: (408) 573-0555 Fax: (408) 573-7771

Project: 040113-AC2

98995755

Received: 01/15/2004 16:58

Site: 350 Grand Ave., Oakland

Prep(s):	5030B	Test(s):	8260B
Sample ID:	S-4	Lab ID:	2004-01-0418 - 4
Sampled:	01/13/2004 11:15	Extracted:	1/24/2004 01:11
Matrix:	Water	QC Batch#:	2004/01/23-2B.64

Compound	Conc.	RL	Unit	Dilution	Analyzed	Flag
Gasoline	ND	50	ug/L	1.00	01/24/2004 01:11	
Benzene	ND	0.50	ug/L	1.00	01/24/2004 01:11	
Toluene	ND	0.50	ug/L	1.00	01/24/2004 01:11	
Ethylbenzene	ND	0.50	ug/L	1.00	01/24/2004 01:11	
Total xylenes	ND	1.0	ug/L	1.00	01/24/2004 01:11	
Methyl tert-butyl ether (MTBE)	ND	0.50	ug/L	1.00	01/24/2004 01:11	
<b>Surrogate(s)</b>						
1,2-Dichloroethane-d4	92.2	76-130	%	1.00	01/24/2004 01:11	
Toluene-d8	87.4	78-115	%	1.00	01/24/2004 01:11	

**Gas/BTEX/MTBE by 8260B (C6-C12)**

Blaine Tech Services, Inc.

Attn.: Leon Gearhart

1680 Rogers Avenue  
San Jose, CA 95112-1105  
Phone: (408) 573-0555 Fax: (408) 573-7771

Project: 040113-AC2  
98995755

Received: 01/15/2004 16:58

Site: 350 Grand Ave., Oakland

Prep(s): 5030B	Test(s): 8260B
Sample ID: S-5	Lab ID: 2004-01-0418 - 5
Sampled: 01/13/2004 10:55	Extracted: 1/24/2004 01:33
Matrix: Water	QC Batch#: 2004/01/23-2B.64

Compound	Conc.	RL	Unit	Dilution	Analyzed	Flag
Gasoline	ND	50	ug/L	1.00	01/24/2004 01:33	
Benzene	ND	0.50	ug/L	1.00	01/24/2004 01:33	
Toluene	0.51	0.50	ug/L	1.00	01/24/2004 01:33	
Ethylbenzene	ND	0.50	ug/L	1.00	01/24/2004 01:33	
Total xylenes	ND	1.0	ug/L	1.00	01/24/2004 01:33	
Methyl tert-butyl ether (MTBE)	ND	0.50	ug/L	1.00	01/24/2004 01:33	
<b>Surrogate(s)</b>						
1,2-Dichloroethane-d4	92.7	76-130	%	1.00	01/24/2004 01:33	
Toluene-d8	88.4	78-115	%	1.00	01/24/2004 01:33	

**Gas/BTEX/MTBE by 8260B (C6-C12)**

Blaine Tech Services, Inc.

Attn.: Leon Gearhart

1680 Rogers Avenue

San Jose, CA 95112-1105

Phone: (408) 573-0555 Fax: (408) 573-7771

Project: 040113-AC2

98995755

Received: 01/15/2004 16:58

Site: 350 Grand Ave., Oakland

Prep(s):	5030B	Test(s):	8260B
Sample ID:	T-1	Lab ID:	2004-01-0418 - 6
Sampled:	01/13/2004 10:40	Extracted:	1/24/2004 01:55
Matrix:	Water	QC Batch#:	2004/01/23-2B.64

Compound	Conc.	RL	Unit	Dilution	Analyzed	Flag
Gasoline	ND	50	ug/L	1.00	01/24/2004 01:55	
Benzene	0.71	0.50	ug/L	1.00	01/24/2004 01:55	
Toluene	ND	0.50	ug/L	1.00	01/24/2004 01:55	
Ethylbenzene	ND	0.50	ug/L	1.00	01/24/2004 01:55	
Total xylenes	ND	1.0	ug/L	1.00	01/24/2004 01:55	
Methyl tert-butyl ether (MTBE)	42	0.50	ug/L	1.00	01/24/2004 01:55	
<b>Surrogate(s)</b>						
1,2-Dichloroethane-d4	93.5	76-130	%	1.00	01/24/2004 01:55	
Toluene-d8	90.1	78-115	%	1.00	01/24/2004 01:55	

**Gas/BTEX/MTBE by 8260B (C6-C12)**

Blaine Tech Services, Inc.

Attn.: Leon Gearhart

1680 Rogers Avenue  
San Jose, CA 95112-1105  
Phone: (408) 573-0555 Fax: (408) 573-7771

Project: 040113-AC2  
98995755

Received: 01/15/2004 16:58

Site: 350 Grand Ave., Oakland

Prep(s): 5030B	Test(s): 8260B
Sample ID: T-2	Lab ID: 2004-01-0418 - 7
Sampled: 01/13/2004 10:00	Extracted: 1/24/2004 16:31
Matrix: Water	QC Batch#: 2004/01/24-1A.66

Compound	Conc.	RL	Unit	Dilution	Analyzed	Flag
Gasoline	ND	250	ug/L	5.00	01/24/2004 16:31	
Benzene	ND	2.5	ug/L	5.00	01/24/2004 16:31	
Toluene	ND	2.5	ug/L	5.00	01/24/2004 16:31	
Ethylbenzene	ND	2.5	ug/L	5.00	01/24/2004 16:31	
Total xylenes	ND	5.0	ug/L	5.00	01/24/2004 16:31	
Methyl tert-butyl ether (MTBE)	31	2.5	ug/L	5.00	01/24/2004 16:31	
<b>Surrogate(s)</b>						
1,2-Dichloroethane-d4	101.1	76-130	%	5.00	01/24/2004 16:31	
Toluene-d8	103.7	78-115	%	5.00	01/24/2004 16:31	

Severn Trent Laboratories, Inc.

STL San Francisco \* 1220 Quarry Lane, Pleasanton, CA 94566

Tel 925 484 1919 Fax 925 484 1096 \* www.stl-inc.com \* CA DHS ELAP# 2496

01/28/2004 16:08

Page 8 of 14

**Gas/BTEX/MTBE by 8260B (C6-C12)**

Blaine Tech Services, Inc.

Attn.: Leon Gearhart

1680 Rogers Avenue  
San Jose, CA 95112-1105  
Phone: (408) 573-0555 Fax: (408) 573-7771

Project: 040113-AC2  
98995755

Received: 01/15/2004 16:58

Site: 350 Grand Ave., Oakland

Batch QC Report					
Prep(s): 5030B		Water		Test(s): 8260B	
Method Blank				QC Batch # 2004/01/23-2B.64	
MB: 2004/01/23-2B.64-007				Date Extracted: 01/23/2004 19:07	
Compound	Conc.	RL	Unit	Analyzed	Flag
Gasoline	ND	50	ug/L	01/23/2004 19:07	
Methyl tert-butyl ether (MTBE)	ND	0.5	ug/L	01/23/2004 19:07	
Benzene	ND	0.5	ug/L	01/23/2004 19:07	
Toluene	ND	0.5	ug/L	01/23/2004 19:07	
Ethylbenzene	ND	0.5	ug/L	01/23/2004 19:07	
Total xylenes	ND	1.0	ug/L	01/23/2004 19:07	
<b>Surrogates(s)</b>					
1,2-Dichloroethane-d4	84.8	76-130	%	01/23/2004 19:07	
Toluene-d8	88.6	78-115	%	01/23/2004 19:07	

**Gas/BTEX/MTBE by 8260B (C6-C12)**

Blaine Tech Services, Inc.

Attn.: Leon Gearhart

1680 Rogers Avenue  
San Jose, CA 95112-1105  
Phone: (408) 573-0555 Fax: (408) 573-7771

Project: 040113-AC2  
98995755

Received: 01/15/2004 16:58

Site: 350 Grand Ave., Oakland

Batch QC Report					
Prep(s): 5030B				Test(s): 8260B	
Method Blank		Water		QC Batch # 2004/01/24-1A.66	
MB: 2004/01/24-1A.66-050				Date Extracted: 01/24/2004 10:50	

Compound	Conc.	RL	Unit	Analyzed	Flag
Gasoline	ND	50	ug/L	01/24/2004 10:50	
Methyl tert-butyl ether (MTBE)	ND	0.5	ug/L	01/24/2004 10:50	
Benzene	ND	0.5	ug/L	01/24/2004 10:50	
Toluene	ND	0.5	ug/L	01/24/2004 10:50	
Ethylbenzene	ND	0.5	ug/L	01/24/2004 10:50	
Total xylenes	ND	1.0	ug/L	01/24/2004 10:50	
<b>Surrogates(s)</b>					
1,2-Dichloroethane-d4	98.8	76-130	%	01/24/2004 10:50	
Toluene-d8	97.4	78-115	%	01/24/2004 10:50	

Severn Trent Laboratories, Inc.

STL San Francisco \* 1220 Quarry Lane, Pleasanton, CA 94566

Tel 925 484 1919 Fax 925 484 1096 \* www.stl-inc.com \* CA DHS ELAP# 2496

01/28/2004 16:08

Page 10 of 14

**Gas/BTEX/MTBE by 8260B (C6-C12)**

Blaine Tech Services, Inc.

Attn.: Leon Gearhart

1680 Rogers Avenue  
San Jose, CA 95112-1105  
Phone: (408) 573-0555 Fax: (408) 573-7771

Project: 040113-AC2  
98995755

Received: 01/15/2004 16:58

Site: 350 Grand Ave., Oakland

Batch QC Report					
Prep(s): 5030B			Test(s): 8260B		
Laboratory Control Spike		Water		QC Batch # 2004/01/23-2B.64	
LCS	2004/01/23-2B.64-022	Extracted: 01/23/2004		Analyzed: 01/23/2004 18:22	
LCSD	2004/01/23-2B.64-045	Extracted: 01/23/2004		Analyzed: 01/23/2004 18:45	

Compound	Conc. ug/L		Exp. Conc.	Recovery %		RPD	Ctrl. Limits %		Flags	
	LCS	LCSD		LCS	LCSD		%	Rec.	RPD	LCS
Methyl tert-butyl ether (MTBE)	25.4	24.6	25	101.6	98.4	3.2	65-165	20		
Benzene	25.3	25.0	25	101.2	100.0	1.2	69-129	20		
Toluene	26.2	25.0	25	104.8	100.0	4.7	70-130	20		
<b>Surrogates(s)</b>										
1,2-Dichloroethane-d4	440	421	500	88.0	84.2		76-130			
Toluene-d8	450	451	500	90.0	90.2		78-115			

Severn Trent Laboratories, Inc.

STL San Francisco \* 1220 Quarry Lane, Pleasanton, CA 94566

Tel 925 484 1919 Fax 925 484 1096 \* www.stl-inc.com \* CA DHS ELAP# 2496

01/28/2004 16:08



**Gas/BTEX/MTBE by 8260B (C6-C12)**

Blaine Tech Services, Inc.

Attn.: Leon Gearhart

1680 Rogers Avenue  
San Jose, CA 95112-1105  
Phone: (408) 573-0555 Fax: (408) 573-7771

Project: 040113-AC2  
98995755

Received: 01/15/2004 16:58

Site: 350 Grand Ave., Oakland

Batch QC Report									
Prep(s): 5030B					Test(s): 8260B				
Laboratory Control Spike			Water			QC Batch # 2004/01/24-1A.66			
LCS	2004/01/24-1A.66-014		Extracted: 01/24/2004			Analyzed: 01/24/2004 11:14			
LCSD	2004/01/24-1A.66-039		Extracted: 01/24/2004			Analyzed: 01/24/2004 11:39			

Compound	Conc. ug/L		Exp.Conc.	Recovery %		RPD	Ctrl.Limits %		Flags	
	LCS	LCSD		LCS	LCSD		%	Rec.	RPD	LCS
Methyl tert-butyl ether (MTBE)	23.3	22.0	25	93.2	88.0	5.7	65-165	20		
Benzene	22.9	23.0	25	91.6	92.0	0.4	69-129	20		
Toluene	25.6	25.4	25	102.4	101.6	0.8	70-130	20		
<b>Surrogates(s)</b>										
1,2-Dichloroethane-d4	437	429	500	87.4	85.8		76-130			
Toluene-d8	507	507	500	101.4	101.4		78-115			

Severn Trent Laboratories, Inc.

STL San Francisco \* 1220 Quarry Lane, Pleasanton, CA 94566

Tel 925 484 1919 Fax 925 484 1096 \* www.stl-inc.com \* CA DHS ELAP# 2496

01/28/2004 16:08

Page 12 of 14

**Gas/BTEX/MTBE by 8260B (C6-C12)**

Blaine Tech Services, Inc.

Attn.: Leon Gearhart

1680 Rogers Avenue  
San Jose, CA 95112-1105  
Phone: (408) 573-0555 Fax: (408) 573-7771

Project: 040113-AC2  
98995755

Received: 01/15/2004 16:58

Site: 350 Grand Ave., Oakland

Batch QC Report			
Prep(s):	5030B	Test(s):	8260B
Matrix Spike ( MS / MSD )	Water	QC Batch #	2004/01/23-2B.64
S-1 >> MS		Lab ID:	2004-01-0418-001
MS:	2004/01/23-2B.64-042	Extracted:	01/23/2004
		Analyzed:	01/23/2004 23:42
		Dilution:	1.00
MSD:	2004/01/23-2B.64-005	Extracted:	01/24/2004
		Analyzed:	01/24/2004 00:05
		Dilution:	1.00

Compound	Conc. ug/L			Spk. Level ug/L	Recovery %			Limits %		Flags	
	MS	MSD	Sample		MS	MSD	RPD	Rec.	RPD	MS	MSD
Methyl tert-butyl ether	37.3	39.6	13.7	25	94.4	103.6	9.3	65-165	20		
Benzene	23.6	24.7	ND	25	94.4	98.8	4.6	69-129	20		
Toluene	22.6	24.0	ND	25	90.4	96.0	6.0	70-130	20		
<b>Surrogate(s)</b>											
1,2-Dichloroethane-d4	425	440		500	85.0	88.0		76-130			
Toluene-d8	444	454		500	88.8	90.8		78-115			

**Gas/BTEX/MTBE by 8260B (C6-C12)**

Blaine Tech Services, Inc.

Attn.: Leon Gearhart

1680 Rogers Avenue

San Jose, CA 95112-1105

Phone: (408) 573-0555 Fax: (408) 573-7771

Project: 040113-AC2

98995755

Received: 01/15/2004 16:58

Site: 350 Grand Ave., Oakland

**Legend and Notes**

**Analysis Flag**

o

Reporting limits were raised due to high level of analyte present in the sample.

Severn Trent Laboratories, Inc.

STL San Francisco \* 1220 Quarry Lane, Pleasanton, CA 94566

Tel 925 484 1919 Fax 925 484 1096 \* www.stl-inc.com \* CA DHS ELAP# 2496

01/28/2004 16:08

Page 14 of 14

**Diesel (C10-C24)**

Blaine Tech Services, Inc.

Attn.: Leon Gearhart

1680 Rogers Avenue

San Jose, CA 95112-1105

Phone: (408) 573-0555 Fax: (408) 573-7771

Project: 040113-AC2

98995755

Received: 01/15/2004 16:58

Site: 350 Grand Ave., Oakland

**Samples Reported**

Sample Name	Date Sampled	Matrix	Lab #
S-1	01/13/2004 09:00	Water	1
S-2	01/13/2004 10:30	Water	2
S-3	01/13/2004 09:45	Water	3
S-4	01/13/2004 11:15	Water	4
S-5	01/13/2004 10:55	Water	5
T-1	01/13/2004 10:40	Water	6
T-2	01/13/2004 10:00	Water	7

**Diesel (C10-C24)**

Blaine Tech Services, Inc.

Attn.: Leon Gearhart

1680 Rogers Avenue  
San Jose, CA 95112-1105  
Phone: (408) 573-0555 Fax: (408) 573-7771

Project: 040113-AC2  
98995755

Received: 01/15/2004 16:58

Site: 350 Grand Ave., Oakland

Prep(s): 3511	Test(s): 8015M
Sample ID: S-1	Lab ID: 2004-01-0418 - 1
Sampled: 01/13/2004 09:00	Extracted: 1/20/2004 10:12
Matrix: Water	QC Batch#: 2004/01/20-03:10

Compound	Conc.	RL	Unit	Dilution	Analyzed	Flag
Diesel	150	50	ug/L	1.00	01/25/2004 20:42	ndp
<b>Surrogate(s)</b> o-Terphenyl	108.0	50-150	%	1.00	01/25/2004 20:42	

Severn Trent Laboratories, Inc.

STL San Francisco \* 1220 Quarry Lane, Pleasanton, CA 94566

Tel 925 484 1919 Fax 925 484 1096 \* www.stl-inc.com \* CA DHS ELAP# 2496

01/28/2004 16:24

Page 2 of 11

**Diesel (C10-C24)**

Blaine Tech Services, Inc.

Attn.: Leon Gearhart

1680 Rogers Avenue  
San Jose, CA 95112-1105  
Phone: (408) 573-0555 Fax: (408) 573-7771

Project: 040113-AC2  
98995755

Received: 01/15/2004 16:58

Site: 350 Grand Ave., Oakland

Prep(s): 3511	Test(s): 8015M
Sample ID: S-2	Lab ID: 2004-01-0418 - 2
Sampled: 01/13/2004 10:30	Extracted: 1/20/2004 10:12
Matrix: Water	QC Batch#: 2004/01/20-03.10

Compound	Conc.	RL	Unit	Dilution	Analyzed	Flag
Diesel	5400	50	ug/L	1.00	01/25/2004 21:09	edr
<b>Surrogate(s)</b> o-Terphenyl	110.4	50-150	%	1.00	01/25/2004 21:09	

**Diesel (C10-C24)**

Blaine Tech Services, Inc.

Attn.: Leon Gearhart

1680 Rogers Avenue  
San Jose, CA 95112-1105  
Phone: (408) 573-0555 Fax: (408) 573-7771

Project: 040113-AC2  
98995755

Received: 01/15/2004 16:58

Site: 350 Grand Ave., Oakland

Prep(s): 3511	Test(s): 8015M
Sample ID: S-3	Lab ID: 2004-01-0418 - 3
Sampled: 01/13/2004 09:45	Extracted: 1/20/2004 10:12
Matrix: Water	QC Batch#: 2004/01/20-03.10

Compound	Conc.	RL	Unit	Dilution	Analyzed	Flag
Diesel	180	50	ug/L	1.00	01/25/2004 21:36	ldr
<b>Surrogate(s)</b> o-Terphenyl	110.4	50-150	%	1.00	01/25/2004 21:36	

Severn Trent Laboratories, Inc.

STL San Francisco \* 1220 Quarry Lane, Pleasanton, CA 94566

Tel 925 484 1919 Fax 925 484 1096 \* www.stl-inc.com \* CA DHS ELAP# 2496

01/28/2004 16:24

Page 4 of 11

**Diesel (C10-C24)**

Blaine Tech Services, Inc.

Attn.: Leon Gearhart

1680 Rogers Avenue  
San Jose, CA 95112-1105  
Phone: (408) 573-0555 Fax: (408) 573-7771

Project: 040113-AC2  
98995755

Received: 01/15/2004 16:58

Site: 350 Grand Ave., Oakland

Prep(s): 3511	Test(s): 8015M
Sample ID: S-4	Lab ID: 2004-01-0418 - 4
Sampled: 01/13/2004 11:15	Extracted: 1/20/2004 10:12
Matrix: Water	QC Batch#: 2004/01/20-03.10

Compound	Conc.	RL	Unit	Dilution	Analyzed	Flag
Diesel	190	50	ug/L	1.00	01/25/2004 22:03	ldr
<b>Surrogate(s)</b>						
o-Terphenyl	108.0	50-150	%	1.00	01/25/2004 22:03	



**Diesel (C10-C24)**

Blaine Tech Services, Inc.

Attn.: Leon Gearhart

1680 Rogers Avenue  
 San Jose, CA 95112-1105  
 Phone: (408) 573-0555 Fax: (408) 573-7771

Project: 040113-AC2  
 98995755

Received: 01/15/2004 16:58

Site: 350 Grand Ave., Oakland

Prep(s): 3511	Test(s): 8015M
Sample ID: S-5	Lab ID: 2004-01-0418 - 5
Sampled: 01/13/2004 10:55	Extracted: 1/20/2004 10:12
Matrix: Water	QC Batch#: 2004/01/20-03.10

Compound	Conc.	RL	Unit	Dilution	Analyzed	Flag
Diesel	350	50	ug/L	1.00	01/26/2004 17:16	ldr
<b>Surrogate(s)</b> o-Terphenyl	104.8	50-150	%	1.00	01/26/2004 17:16	

Severn Trent Laboratories, Inc.

STL San Francisco \* 1220 Quarry Lane, Pleasanton, CA 94566

Tel 925 484 1919 Fax 925 484 1096 \* www.stl-inc.com \* CA DHS ELAP# 2496

01/28/2004 16:24

**Diesel (C10-C24)**

Blaine Tech Services, Inc.  
Attn.: Leon Gearhart

1680 Rogers Avenue  
San Jose, CA 95112-1105  
Phone: (408) 573-0555 Fax: (408) 573-7771

Project: 040113-AC2  
98995755

Received: 01/15/2004 16:58

Site: 350 Grand Ave., Oakland

Prep(s): 3511	Test(s): 8015M
Sample ID: T-1	Lab ID: 2004-01-0418 - 6
Sampled: 01/13/2004 10:40	Extracted: 1/20/2004 10:12
Matrix: Water	QC Batch#: 2004/01/20-03.10

Compound	Conc.	RL	Unit	Dilution	Analyzed	Flag
Diesel	170	50	ug/L	1.00	01/26/2004 17:43	ndp
<b>Surrogate(s)</b> o-Terphenyl	95.2	50-150	%	1.00	01/26/2004 17:43	

**Diesel (C10-C24)**

Blaine Tech Services, Inc.

Attn.: Leon Gearhart

1680 Rogers Avenue  
San Jose, CA 95112-1105  
Phone: (408) 573-0555 Fax: (408) 573-7771

Project: 040113-AC2  
98995755

Received: 01/15/2004 16:58

Site: 350 Grand Ave., Oakland

Prep(s): 3511	Test(s): 8015M
Sample ID: T-2	Lab ID: 2004-01-0418 - 7
Sampled: 01/13/2004 10:00	Extracted: 1/20/2004 10:12
Matrix: Water	QC Batch#: 2004/01/20-03.10

Compound	Conc.	RL	Unit	Dilution	Analyzed	Flag
Diesel	430	50	ug/L	1.00	01/26/2004 18:10	ndp
<b>Surrogate(s)</b> o-Terphenyl	97.6	50-150	%	1.00	01/26/2004 18:10	

**Diesel (C10-C24)**

Blaine Tech Services, Inc.

Attn.: Leon Gearhart

1680 Rogers Avenue

San Jose, CA 95112-1105

Phone: (408) 573-0555 Fax: (408) 573-7771

Project: 040113-AC2

98995755

Received: 01/15/2004 16:58

Site: 350 Grand Ave., Oakland

Batch QC Report					
Prep(s): 3511		Water		Test(s): 8015M	
Method Blank				QC Batch # 2004/01/20-03.10	
MB: 2004/01/20-03.10-001				Date Extracted: 01/20/2004 10:12	
Compound	Conc.	RL	Unit	Analyzed	Flag
Diesel	ND	50	ug/L	01/20/2004 16:12	
<b>Surrogates(s)</b> o-Terphenyl	98.4	50-150	%	01/20/2004 16:12	

**Diesel (C10-C24)**

Blaine Tech Services, Inc.

Attn.: Leon Gearhart

1680 Rogers Avenue  
San Jose, CA 95112-1105  
Phone: (408) 573-0555 Fax: (408) 573-7771

Project: 040113-AC2  
98995755

Received: 01/15/2004 16:58

Site: 350 Grand Ave., Oakland

Batch QC Report					
Prep(s): 3511			Test(s): 8015M		
Laboratory Control Spike		Water		QC Batch # 2004/01/20-03.10	
LCS	2004/01/20-03.10-002	Extracted: 01/20/2004		Analyzed: 01/20/2004 15:17	
LCSD	2004/01/20-03.10-003	Extracted: 01/20/2004		Analyzed: 01/20/2004 15:45	

Compound	Conc. ug/L		Exp. Conc.	Recovery %		RPD	Ctrl. Limits %		Flags	
	LCS	LCSD		LCS	LCSD		%	Rec.	RPD	LCS
Diesel	467	477	680	68.7	70.1	2.0	60-150	25		
<b>Surrogates(s)</b> o-Terphenyl	1.18	1.19	1.25	94.4	95.2		50-150	0		

**Diesel (C10-C24)**

Blaine Tech Services, Inc.

Attn.: Leon Gearhart

1680 Rogers Avenue

San Jose, CA 95112-1105

Phone: (408) 573-0555 Fax: (408) 573-7771

Project: 040113-AC2

98995755

Received: 01/15/2004 16:58

Site: 350 Grand Ave., Oakland

**Legend and Notes**

**Result Flag**

edr

Hydrocarbon reported is in the early Diesel range, and does not match our Diesel standard

ldr

Hydrocarbon reported is in the late Diesel range, and does not match our Diesel standard

ndp

Hydrocarbon reported does not match the pattern of our Diesel standard

LAB: STC

# SHELL Chain Of Custody Record

82038

Lab Identification (if necessary):

Address:

City, State, Zip:

Shell Project Manager to be Invoiced:  
 SCIENCE & ENGINEERING  
 TECHNICAL SERVICES  
 CRMT/HOUSTON  
**Karen Petryna**  
**2004-01-0418**

INCIDENT NUMBER (S&E ONLY)  
**9 8 9 9 5 7 5 5**  
 SAP or CRMT NUMBER (TS/CRMT)

DATE: 1/13/04  
 PAGE: 1 of 1

SAMPLES COMPANY: **Blaine Tech Services**  
 LOG CODE: **BTSS**  
 ADDRESS: **1680 Rogers Avenue, San Jose, CA 95112**  
 PROJECT CONTACT (Name/Title of PEP Representative): **Leon Gearhart**  
 TELEPHONE: **408-573-0555** FAX: **408-573-7771** EMAIL: **lgearhart@blainetech.com**  
 TURNAROUND TIME (BUSINESS DAYS):  
 10 DAYS  5 DAYS  72 HOURS  48 HOURS  24 HOURS  LESS THAN 24 HOURS  
 LA - RWQC3 REPORT FORMAT  UST AGENCY  
 GC/MS MTBE CONFIRMATION: HIGHEST \_\_\_\_\_ HIGHEST per BORING \_\_\_\_\_ ALL \_\_\_\_\_  
 SPECIAL INSTRUCTIONS OR NOTES: \_\_\_\_\_ CHECK BOX IF EOD IS NOT NEEDED

SITE ADDRESS (Street and City): **350 Grand Ave., Oakland**  
 GLOBAL ID NO: **T0600101255**  
 DELIVERABLE TO (Responsible Party or Designer): **Ana Friel** PHONE NO: **(707) 442-2700**  
 EMAIL: **sonomaedf@cambria-env.com** CONSULTANT PROJECT NO: **BTS # 04013-Ac2**  
 SAMPLER NAME(S) (Print): **Aaron Costa**  
 LAB USE ONLY

### REQUESTED ANALYSIS:

FIELD NOTES:  
 Container/Preservative  
 or PID Readings  
 or Laboratory Notes  
2.5

LAB USE ONLY	Field Sample Identification	SAMPLING		MATRIX	NO. OF CONT.	TPH - Gas, Purgeable	BTX	MTBE (1021B - 6ppb RL)	MTBE (4260B - 0.5ppb RL)	Oxygenates (5) by (4250B)	Ethanol (8256B)	Methanol	EDB & 1,2-DCA (8260B)	TPH-D
		DATE	TIME											
<input checked="" type="checkbox"/>	S-1	1/13	0900	W	6	X	X	X						X
<input checked="" type="checkbox"/>	S-2		1030			X	X	X						X
<input checked="" type="checkbox"/>	S-3		0945			X	X	X						X
<input checked="" type="checkbox"/>	S-4		1115			X	X	X						X
<input checked="" type="checkbox"/>	S-5		1055			X	X	X						X
<input checked="" type="checkbox"/>	T-1		1040			X	X	X						X
<input checked="" type="checkbox"/>	T-2		1000			X	X	X						X

TEMPERATURE ON RECEIPT C°

Received by (Signature): [Signature] Date: 1/15/04 Time: 1130  
 Received by (Signature): [Signature] Date: 01/15/04 Time: 1658  
 Received by (Signature): [Signature] Date: \_\_\_\_\_ Time: \_\_\_\_\_