



Dave Patten
Project Manager
Marketing Business Unit

**Chevron Environmental
Management Company**
6001 Bollinger Canyon Road
San Ramon, CA 94583
Tel (925) 842-7877
drpatten@chevron.com

Alameda County Health Care Services
1131 Harbor Bay Parkway, Suite 250
Alameda, CA 94502-6577

RECEIVED

By Alameda County Environmental Health 2:25 pm, May 09, 2017

Re: Chevron Service Station No. 90076
4265 Foothill Boulevard
Oakland, CA

I have reviewed the attached report titled *First Quarter 2017 Groundwater Monitoring and Sampling Report*.

I agree with the conclusions and recommendations presented in the referenced report. The information in this report is accurate to the best of my knowledge and all local Agency/Regional Board guidelines have been followed. This report was prepared by GHD Services Inc, upon whose assistance and advice I have relied.

This letter is submitted pursuant to the requirements of California Water Code Section 13267(b)(1) and the regulating implementation entitled Appendix A pertaining thereto.

I declare under penalty of perjury that the foregoing is true and correct to the best of my knowledge.

Sincerely,

A handwritten signature in black ink, appearing to read "Dave Patten".

Dave Patten
Project Manager

Attachment: *First Quarter 2017 Groundwater Monitoring and Sampling Report*



May 5, 2017

Reference No. 311977

Mr. Mark Detterman
Alameda County Environmental Health Services
1131 Harbor Bay Parkway, Suite 250
Alameda, California 94502-6577

**Re: First Quarter 2017 Groundwater Monitoring
and Sampling Report
Chevron Service Station 90076
4265 Foothill Boulevard
Oakland, California
Fuel Leak Case No. RO0000427**

Dear Mr. Detterman:

GHD is submitting this *First Quarter 2017 Groundwater Monitoring and Sampling Report* for the site referenced above (Figure 1) on behalf of Chevron Environmental Management Company. Groundwater monitoring and sampling was performed by Blaine Tech Services (Blaine Tech) of San Jose, California and their First Quarter 2017 Monitoring report is included as Attachment A. Current and historical groundwater monitoring and sampling data are included in Table 1 and current data is presented on Figure 2. Eurofins Lancaster Laboratory Environmental, LLCs' Analytical Results report is included as Attachment B.

1. Results of First Quarter 2017 Event

Blaine Tech monitored and sampled the site wells on March 7, 2017 per the established schedule with the exception of wells MW-7 and MW-9, which were not accessible do the lack of an access agreement with the offsite property owner. Results of the current monitoring event indicate the following:

Groundwater Flow Direction	West-southwest and Variable
Hydraulic Gradient	0.05
Approximate Depth to Water	5 to 23 feet below grade



Results of the current sampling event are presented below in Table A.

Table A: Groundwater Analytical Data

Well ID	TPHg (µg/L)	Benzene (µg/L)	Toluene (µg/L)	Ethylbenzene (µg/L)	Total Xylenes (µg/L)	MTBE (µg/L)
ESL	100	1	40	13	20	5
C-1	6,400	1,300	15	10	8 J	120
C-2	9,500	630	25	120	99	41
C-3	<100	<1	<1	<1	<1	8
C-4	9,900	1,300	39	85	100	9 J
C-5	56 J	0.9 J	<1	<1	<1	5
C-6	360	2	<1	<1	<1	3
C-7	Inaccessible					
C-8	<100	<1	<1	<1	<1	<1
C-9	Inaccessible					
C-10	<100	<1	<1	<1	<1	2
C-11	240	5	<1	2	1	<1
C-13	67 J	2	<1	1	0.9 J	5
< µg/L	Indicates constituent was not detected at or above stated laboratory reporting limit					
J	Estimated value (the result method result > the detection limit < the limit of quantitation)					
ESL	San Francisco Regional Water Quality Control Board's Tier 1 Environmental Screening Levels February 2016					

2. Conclusions and Recommendations

Based on the first quarter 2017 analytical data, GHD concludes the following:

- Dissolved TPHg and BTEX are centered on onsite wells C-2 and C-4, located in the southern corner of the site. Dissolved hydrocarbon concentrations are within historical ranges, seasonal fluctuations, and are stable.
- No dissolved TPHg and benzene were reported in well C-8, defining the plume in the downgradient direction.
- Dissolved hydrocarbon concentrations in well C-1, located in the northern corner of the site and upgradient of the source areas, increased this quarter to concentrations similar to historical highs.



Based on historical data, concentrations in this well fluctuate one to two orders of magnitude with depth to groundwater changes – increases when groundwater rises. Depth to groundwater was abnormally high this quarter as a result of an unusually wet winter.

- Dissolved MTBE concentrations are highest in well C-1, extend to well C-2, and are defined to the environmental screening level (ESL) of 5 micrograms per liter ($\mu\text{g/L}$) by wells C-5, C-6, C-8, C-10, C-11, and C-13.

New well MW-13 has been sampled for four consecutive quarters; therefore, in alignment with the California State Water Resources Control Board Resolution No. 2009-0042, well MW-13 will be monitored and sampled semi-annually during the first and third quarters with all other site wells.

3. Anticipated Future Activities

Groundwater Monitoring

Blaine Tech will monitor and sample site wells per the established schedule. GHD will submit a groundwater monitoring and sampling report. An access agreement has been established with the offsite property owner; therefore, wells C-7 and C-9 will be sampled during the second semi-annual sampling event in September.

Work Plan


GHD will submit a work plan for vapor assessment after receipt of basement/crawl space information from adjacent properties, as requested by Alameda County Department of Environmental Health in letter dated November 28, 2016.



Please contact Dave Patten of Chevron at (925) 842-7877 or Kiersten Hoey of GHD at (510) 510-3347 if you have any questions or require additional information.

Cordially,

GHD


Kiersten Hoey

KH/cw/29
Encl.


Greg Barclay, PG #6260




Figure 1 Vicinity Map

Figure 2 Groundwater Elevations and Hydrocarbon Concentration Map

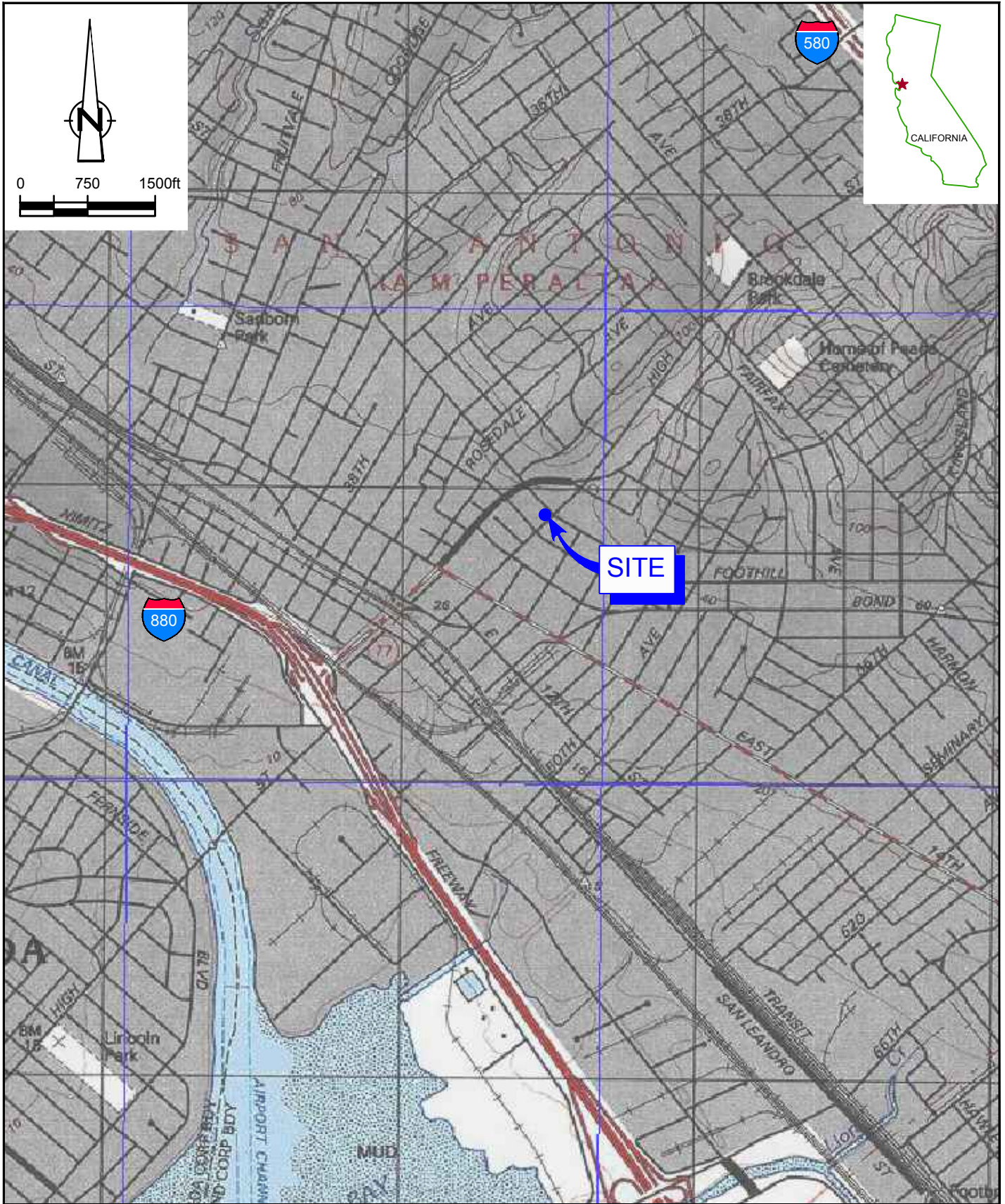
Table 1 Groundwater Monitoring and Sampling Data

Attachment A Monitoring Data Package

Attachment B Laboratory Analytical Report

cc: Mr. Dave Patten, Chevron (*electronic copy*)
Mr. Ed Ralston, P66 (*email copy*)
Loi Van Le and Josephine N. Le, Property Owners

Figures



Source: TOPOI MAPS

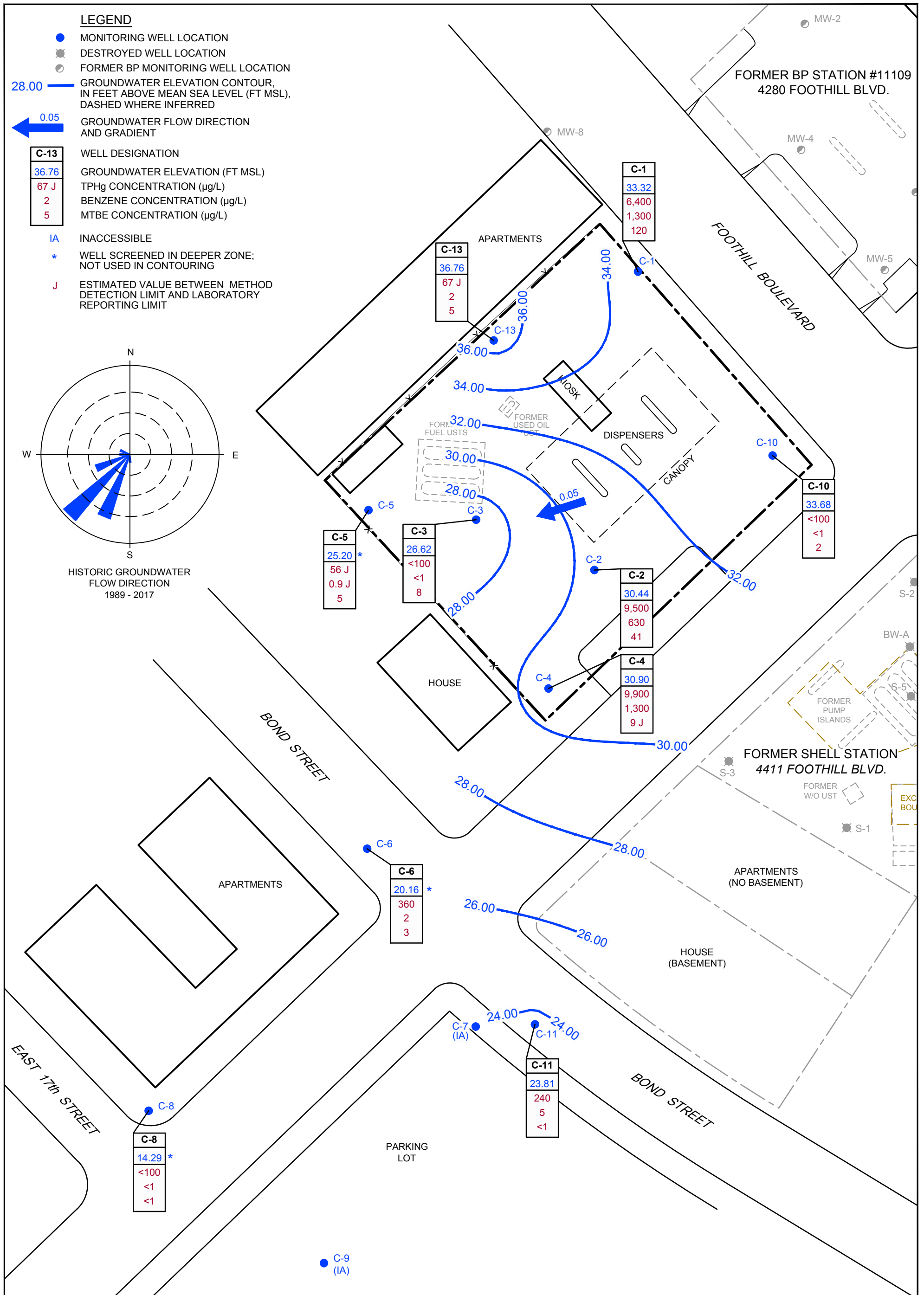


CHEVRON-BRANDED SERVICE STATION 90076
 4265 FOOTHILL BOULEVARD
 OAKLAND, CALIFORNIA

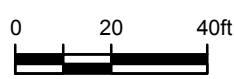
311977-95
 Apr 3, 2017

VICINITY MAP

FIGURE 1



BASEMENT PRESENCE BASED ON FIELD OBSERVATIONS



CHEVRON-BRANDED SERVICE STATION 90076
4265 FOOTHILL BOULEVARD
OAKLAND, CALIFORNIA

GROUNDWATER ELEVATION CONTOUR AND
HYDROCARBON CONCENTRATION MAP - MARCH 7, 2017

311977-95
Apr 27, 2017

FIGURE 2

Table

Table 1
Groundwater Monitoring and Sampling Data
Chevron Service Station 90076
4265 Foothill Boulevard
Oakland, California

Location	Date	TOC	DTW	GWE	LNAPLT	LNAPL REMOVED	HYDROCARBONS	PRIMARY VOCS					ADDITIONAL VOCS	FIELD PARAMETERS				GENERAL CHEMISTRY				
							TPH-GRO	B	T	E	X	MTBE by SW8260	ETHANOL	Dissolved oxygen, prepurge	Dissolved oxygen, postpurge	Oxidation reduction potential, prepurge	Oxidation reduction potential, postpurge	Alkalinity, total (as CaCO3)	Ferrous iron	Nitrate (as N)	Sulfate	
	Units	ft	ft	ft-amsl	ft	gallons	µg/L	µg/L	µg/L	µg/L	µg/L	µg/L	µg/L	µg/L	µg/L	µg/L	millivolts	millivolts	µg/L	µg/L	µg/L	µg/L
C-1	04/28/1989	35.42	20.05	15.37	0.00	0.00	940	30	1.3	11	13	-	-	-	-	-	-	-	-	-	-	-
C-1	08/08/1989	35.42	24.07	11.35	0.00	0.00	820	45	2.0	13	13	-	-	-	-	-	-	-	-	-	-	-
C-1	12/21/1989	35.42	22.81	12.61	0.00	0.00	-	-	-	-	-	-	-	-	-	-	-	-	-	-	-	-
C-1	08/27/1990	35.42	22.12	13.30	0.00	0.00	440	15	1.0	6.0	13	-	-	-	-	-	-	-	-	-	-	-
C-1	11/04/1990	35.42	25.56	9.86	0.00	0.00	-	-	-	-	-	-	-	-	-	-	-	-	-	-	-	-
C-1	06/18/1991	35.42	21.64	13.78	0.00	0.00	74	5.6	0.6	1.9	1.3	-	-	-	-	-	-	-	-	-	-	-
C-1	09/19/1991	35.42	24.58	10.84	0.00	0.00	150	7.1	<0.5	2.3	3.0	-	-	-	-	-	-	-	-	-	-	-
C-1	12/20/1991	35.42	26.17	9.25	0.00	0.00	250	10	<0.5	3.7	1.6	-	-	-	-	-	-	-	-	-	-	-
C-1	03/18/1992	35.42	18.25	17.17	0.00	0.00	190	16	<0.5	8.5	3	-	-	-	-	-	-	-	-	-	-	-
C-1	07/14/1992	35.42	27.61	7.81	0.00	0.00	20,000	480	2,200	510	2,900	-	-	-	-	-	-	-	-	-	-	-
C-1	10/08/1992	35.42	24.44	10.98	0.00	0.00	360	34	4.6	19	12	-	-	-	-	-	-	-	-	-	-	-
C-1	01/08/1993	35.42	19.68	15.74	0.00	0.00	120	9.1	0.5	5.1	1.8	-	-	-	-	-	-	-	-	-	-	-
C-1	04/14/1993	35.42	16.38	19.04	0.00	0.00	190	74	0.6	1.0	2.0	-	-	-	-	-	-	-	-	-	-	-
C-1	07/16/1993	35.42	-	-	0.00	0.00	-	-	-	-	-	-	-	-	-	-	-	-	-	-	-	-
C-1	07/27/1993	35.42	9.39	26.03	0.00	0.00	300	12	<0.5	5.0	2.0	-	-	-	-	-	-	-	-	-	-	-
C-1	09/21/1993	38.41	21.42	16.99	0.00	0.00	360	12	1.2	5.8	3.7	-	-	-	-	-	-	-	-	-	-	-
C-1	01/28/1994	38.41	19.57	18.84	0.00	0.00	370	24	1.0	13	4.0	-	-	-	-	-	-	-	-	-	-	-
C-1	03/17/1994	38.41	16.85	21.56	0.00	0.00	460	42	<0.5	6.7	3.7	-	-	-	-	-	-	-	-	-	-	-
C-1	06/16/1994	38.41	17.83	20.58	0.00	0.00	320	20	0.7	8.7	3.0	-	-	-	-	-	-	-	-	-	-	-
C-1	09/22/1994	38.41	20.26	18.15	0.00	0.00	380	24	0.6	8.8	1.9	-	-	-	-	-	-	-	-	-	-	-
C-1	12/15/1994	38.41	15.82	22.59	0.00	0.00	280	23	7.6	7.8	13	-	-	-	-	-	-	-	-	-	-	-
C-1	03/30/1995	38.41	12.02	26.39	0.00	0.00	2,200	890	8.9	15	<5.0	-	-	-	-	-	-	-	-	-	-	-
C-1	06/20/1995	38.41	14.40	24.01	0.00	0.00	690	140	<2.0	9.4	2.8	-	-	-	-	-	-	-	-	-	-	-

Table 1
Groundwater Monitoring and Sampling Data
Chevron Service Station 90076
4265 Foothill Boulevard
Oakland, California

Location	Date	TOC	DTW	GWE	LNAPLT	LNAPL REMOVED	HYDROCARBONS	PRIMARY VOCS					ADDITIONAL VOCS	FIELD PARAMETERS				GENERAL CHEMISTRY				
							TPH-GRO	B	T	E	X	MTBE by SW8260	ETHANOL	Dissolved oxygen, prepurge	Dissolved oxygen, postpurge	Oxidation reduction potential, prepurge	Oxidation reduction potential, postpurge	Alkalinity, total (as CaCO3)	Ferrous iron	Nitrate (as N)	Sulfate	
	Units	ft	ft	ft-amsl	ft	gallons	µg/L	µg/L	µg/L	µg/L	µg/L	µg/L	µg/L	µg/L	µg/L	µg/L	millivolts	millivolts	µg/L	µg/L	µg/L	µg/L
C-1	09/20/1995	38.41	13.82	24.59	0.00	0.00	730	27	78	26	130	-	-	-	-	-	-	-	-	-	-	-
C-1	12/06/1995	38.41	20.60	17.81	0.00	0.00	220	16	<0.5	7.2	1.7	11	-	-	-	-	-	-	-	-	-	-
C-1	03/21/1996	38.41	11.65	26.76	0.00	0.00	640	170	<2.0	6.7	<2.0	35	-	-	-	-	-	-	-	-	-	-
C-1	06/21/1996	38.41	14.25	24.16	0.00	0.00	640	140	<1.2	8.7	2.0	23	-	-	-	-	-	-	-	-	-	-
C-1	09/06/1996	38.41	16.75	21.66	0.00	0.00	460	24	0.56	10	2.4	43	-	-	-	-	-	-	-	-	-	-
C-1	12/19/1996	38.41	13.98	24.43	0.00	0.00	790	120	22	13	19	<25	-	-	-	-	-	-	-	-	-	-
C-1	03/17/1997	38.41	12.78	25.63	0.00	0.00	2,200	660	<10	15	<10	110	-	-	-	-	-	-	-	-	-	-
C-1	06/11/1997	38.41	15.16	23.25	0.00	0.00	1,500	130	<2.0	16	3.4	130	-	-	-	-	-	-	-	-	-	-
C-1	09/17/1997	38.41	16.94	21.47	0.00	0.00	910	160	23	13	49	180	-	1.4	8.8	101	104	2.0	1.1	<1.0	12	
C-1	12/11/1997	38.41	13.18	25.23	0.00	0.00	2,000	270	7.0	53	7.4	460	-	-	-	-	-	-	-	-	-	-
C-1	03/12/1998	38.41	9.49	28.92	0.00	0.00	3,100	1,300	<20	42	<20	760	-	1.7	3.6	171	171	550	3.0	<1.0	6.6	
C-1	06/23/1998	38.41	10.22	28.19	0.00	0.00	1,300	650	6.9	22	6.5	290	-	-	-	-	-	-	-	-	-	-
C-1	09/01/1998	38.41	16.98	21.43	0.00	0.00	270	6.0	<2.5	<2.5	<2.5	950	-	-	-	-	-	-	-	-	-	-
C-1	12/30/1998	38.41	16.12	22.29	0.00	0.00	2,020	578	<5.0	<5.0	<5.0	1,720	-	-	-	-	-	-	-	-	-	-
C-1	03/31/1999	38.41	13.88	24.53	0.00	0.00	2,140	776	5.89	<5.0	5.15	1,170	-	6.5	1.8	99	89	382	2,520 ¹⁴	0.418	8.23	
C-1	06/14/1999 ¹	38.41	15.32	23.09	0.00	0.00	1,450	524	<5.0	<5.0	<5.0	1,360 ² /1,150	-	-	-	-	-	-	-	-	-	-
C-1	09/30/1999	38.41	16.11	22.30	0.00	0.00	79	1.12	<0.5	1.07	<0.5	677	-	-	-	-	-	-	-	-	-	-
C-1	12/22/1999	38.41	15.04	23.37	0.00	0.00	501	157	4.45	<2.5	4.81	744	-	0.95	2.0	-95	-128	568	0.19	<0.1	11	
C-1	03/09/2000	38.41	7.13	31.28	0.00	0.00	3,300	2,500	28	37	<25	1,700	-	1.8	2.4	-47	-38	520	0.84	0.54	15	
C-1	06/23/2000 ³	38.41	12.55	25.86	0.00	0.00	2,200 ⁴	1,000	6.9	5.7	9.3	1,900	-	-	-	-	-	-	-	-	-	-
C-1	09/05/2000 ³	38.41	17.13	21.28	0.00	0.00	<200	8.3	<2.0	<2.0	<2.0	1,000	-	1.74	2.66	105	59	520	0.41	1.6	10	
C-1	12/04/2000	38.41	16.93	21.48	0.00	0.00	1,400 ⁴	600	<5.0	<5.0	<5.0	1,500	-	-	-	-	-	-	-	-	-	-
C-1	03/08/2001 ³	38.41	7.96	30.45	0.00	0.00	2,570	1,040	7.93	12.0	<5.00	1,470	-	-	-	-	-	-	-	-	-	-

Table 1

**Groundwater Monitoring and Sampling Data
Chevron Service Station 90076
4265 Foothill Boulevard
Oakland, California**

Location	Date	TOC	DTW	GWE	LNAPLT	LNAPL REMOVED	HYDROCARBONS	PRIMARY VOCS					ADDITIONAL VOCS	FIELD PARAMETERS				GENERAL CHEMISTRY					
							TPH-GRO	B	T	E	X	MTBE by SW8260	ETHANOL	Dissolved oxygen, prepurge	Dissolved oxygen, postpurge	Oxidation reduction potential, prepurge	Oxidation reduction potential, postpurge	Alkalinity, total (as CaCO3)	Ferrous iron	Nitrate (as N)	Sulfate		
	Units	ft	ft	ft-amsl	ft	gallons	µg/L	µg/L	µg/L	µg/L	µg/L	µg/L	µg/L	µg/L	µg/L	µg/L	µg/L	millivolts	millivolts	µg/L	µg/L	µg/L	µg/L
C-1	06/07/2001 ³	38.41	12.96	25.45	0.00	0.00	750 ⁴	220	5.6	4.8	2.6	2,500 ⁵	-	-	-	-	-	-	-	-	-	-	-
C-1	09/13/2001 ³	38.41	18.50	19.91	0.00	0.00	670 ⁶	<5.0	<5.0	<5.0	<5.0	660	-	-	-	-	-	-	-	-	-	-	-
C-1	12/13/2001 ³	38.41	15.39	23.02	0.00	0.00	1,100	340	2.1	0.95	7.9	630	-	-	-	-	-	-	-	-	-	-	-
C-1	03/08/2002 ³	38.41	10.06	28.35	0.00	0.00	3,600	1,400	9.5	17	6.5	1,900	-	-	-	-	-	-	-	-	-	-	-
C-1	06/19/2002 ³	38.41	13.49	24.92	0.00	0.00	1,300	220	3.4	2.7	<3.0	1,400	-	-	-	-	-	-	-	-	-	-	-
C-1	09/11/2002 ³	38.41	17.23	21.18	0.00	0.00	400	22	<0.50	<0.50	<1.5	780	-	-	-	-	-	-	-	-	-	-	-
C-1	12/11/2002 ³	38.41	18.60	19.81	0.00	0.00	180	4.2	<0.50	1.1	<1.5	350	-	-	-	-	-	-	-	-	-	-	-
C-1	03/11/2003 ³	38.41	12.60	25.81	0.00	0.00	3,500	1,100	9.1	12	8.0	1,600	-	-	-	-	-	-	-	-	-	-	-
C-1	06/10/2003 ^{3,7}	38.41	12.68	25.73	0.00	0.00	1,600	350	2	3	3	1,300	-	-	-	-	-	-	-	-	-	-	-
C-1	09/09/2003 ^{3,7,9}	38.41	16.75	21.66	0.00	0.00	290	4	<1	1	1	710	<100	-	-	-	-	-	-	-	-	-	-
C-1	12/09/2003 ^{7,9}	38.41	17.68	20.73	0.00	0.00	<50	<0.5	<0.5	<0.5	<0.5	200	<50	-	-	-	-	-	-	-	-	-	-
C-1	03/09/2004 ⁷	38.41	7.80	30.61	0.00	0.00	7,100	2,000	15	23	10	1,100	<50	-	-	-	-	-	-	-	-	-	-
C-1	06/08/2004 ⁷	38.41	11.12	27.29	0.00	0.00	2,300	840	6	5	4	1,100	<50	-	-	-	-	-	-	-	-	-	-
C-1	09/08/2004 ⁷	38.41	14.30	24.11	0.00	0.00	150	110	2	0.5	1	730	<50	-	-	-	-	-	-	-	-	-	-
C-1	12/06/2004 ⁷	38.41	13.26	25.15	0.00	0.00	2,100	480	4	2	2	530	<50	-	-	-	-	-	-	-	-	-	-
C-1	03/07/2005 ⁷	38.41	6.48	31.93	0.00	0.00	4,100	1,200	9	10	5	1,100	<100	-	-	-	-	-	-	-	-	-	-
C-1	06/06/2005 ⁷	38.41	8.85	29.56	0.00	0.00	3,400	990	8	9	5	1,100	<100	-	-	-	-	-	-	-	-	-	-
C-1	09/06/2005 ⁷	38.41	11.42	26.99	0.00	0.00	1,100	83	2	0.9	1	810	<50	-	-	-	-	-	-	-	-	-	-
C-1	12/05/2005 ⁷	38.41	10.98	27.43	0.00	0.00	<50	<0.5	<0.5	<0.5	<0.5	78	<50	-	-	-	-	-	-	-	-	-	-
C-1	03/06/2006 ⁷	38.41	7.77	30.64	0.00	0.00	3,700	880	10	8	7	1,300	<50	-	-	-	-	-	-	-	-	-	-
C-1	06/05/2006 ⁷	38.41	8.90	29.51	0.00	0.00	380	7	<0.5	<0.5	<0.5	960	<50	-	-	-	-	-	-	-	-	-	-
C-1	09/05/2006 ⁷	38.41	11.09	27.32	0.00	0.00	260	<0.5	<0.5	<0.5	<0.5	390	<50	-	-	-	-	-	-	-	-	-	-
C-1	12/04/2006 ⁷	38.41	10.92	27.49	0.00	0.00	270	20	<0.5	<0.5	<0.5	250	<50	-	-	-	-	-	-	-	-	-	-

Table 1

**Groundwater Monitoring and Sampling Data
Chevron Service Station 90076
4265 Foothill Boulevard
Oakland, California**

Location	Date	TOC	DTW	GWE	LNAPLT	LNAPL REMOVED	HYDROCARBONS	PRIMARY VOCS					ADDITIONAL VOCS	FIELD PARAMETERS				GENERAL CHEMISTRY				
							TPH-GRO	B	T	E	X	MTBE by SW8260	ETHANOL	Dissolved oxygen, prepurge	Dissolved oxygen, postpurge	Oxidation reduction potential, prepurge	Oxidation reduction potential, postpurge	Alkalinity, total (as CaCO3)	Ferrous iron	Nitrate (as N)	Sulfate	
	Units	ft	ft	ft-amsl	ft	gallons	µg/L	µg/L	µg/L	µg/L	µg/L	µg/L	µg/L	µg/L	µg/L	µg/L	millivolts	millivolts	µg/L	µg/L	µg/L	µg/L
C-1	03/05/2007 ⁷	38.41	9.78	28.63	0.00	0.00	2,000	370	5	2	2	820	<50	-	-	-	-	-	-	-	-	-
C-1	06/04/2007 ⁷	38.41	9.40	29.01	0.00	0.00	180	<0.5	<0.5	<0.5	<0.5	320	<50	-	-	-	-	-	-	-	-	-
C-1	09/07/2007 ⁷	38.41	10.55	27.86	0.00	0.00	120	<0.5	<0.5	<0.5	<0.5	72	<50	-	-	-	-	-	-	-	-	-
C-1	12/06/2007 ⁷	38.41	12.15	26.26	0.00	0.00	170	<0.5	<0.5	<0.5	<0.5	58	<50	-	-	-	-	-	-	-	-	-
C-1	03/06/2008 ⁷	38.41	8.28	30.13	0.00	0.00	3,400	790	8	4	4	610	<50	-	-	-	-	-	-	-	-	-
C-1	06/05/2008 ⁷	38.41	10.11	28.30	0.00	0.00	210	<0.5	<0.5	<0.5	<0.5	290	<50	-	-	-	-	-	-	-	-	-
C-1	09/03/2008 ⁷	38.41	12.90	25.51	0.00	0.00	130	<0.5	<0.5	<0.5	<0.5	110	<50	-	-	-	-	-	-	-	-	-
C-1	12/03/2008 ⁷	38.41	13.85	24.56	0.00	0.00	70	<0.5	<0.5	<0.5	<0.5	29	<50	-	-	-	-	-	-	-	-	-
C-1	03/04/2009	38.41	7.65	30.76	0.00	0.00	1,400	200	3	0.90	2	240	<50	-	-	-	-	-	-	-	-	-
C-1	06/09/2009 ⁷	38.41	10.52	27.81	0.00	0.00	280	2	<0.5	<0.5	<0.5	230	<50	-	-	-	-	-	-	-	-	-
C-1	09/30/2009 ⁷	38.41	13.84	24.57	0.00	0.00	<50	<0.5	<0.5	<0.5	<0.5	78	<50	-	-	-	-	-	-	-	-	-
C-1	03/22/2010 ⁷	38.41	8.34	30.07	0.00	0.00	1,000	290	4	2	2	99	<50	-	-	-	-	-	-	-	-	-
C-1	09/16/2010	38.41	12.70	25.71	0.00	0.00	170	<0.5	<0.5	<0.5	<0.5	20	<50	-	-	-	-	-	-	-	-	-
C-1	03/08/2011	38.41	8.00	30.41	0.00	0.00	2,000	280	5	2	3	74	<50	-	-	-	-	-	-	-	-	-
C-1	09/28/2011	38.41	12.13	26.28	0.00	0.00	52 J	<0.5	<0.5	<0.5	<0.5	6	<50	-	-	-	-	-	-	-	-	-
C-1	03/08/2012	38.41	13.02	25.39	0.00	0.00	<50	<0.5	<0.5	<0.5	<0.5	62	<50	-	-	-	-	-	-	-	-	-
C-1	09/20/2012	38.41	13.12	25.29	0.00	0.00	<50	<0.5	<0.5	<0.5	<0.5	2	<50	-	-	-	-	-	-	-	-	-
C-1	03/20/2013	38.41	9.74	28.67	0.00	0.00	210	18	0.6 J	<0.5	<0.5	37	<50	-	-	-	-	-	-	-	-	-
C-1	09/18/2013	38.41	12.50	25.91	0.00	0.00	<50	<0.5	<0.5	<0.5	<0.5	4	<50	-	-	-	-	-	-	-	-	-
C-1	03/13/2014	38.41	12.13	26.28	0.00	0.00	<50	<0.5	<0.5	<0.5	<0.5	12	<50	-	-	-	-	-	-	-	-	-
C-1	09/25/2014	38.41	14.17	24.24	0.00	0.00	430	<0.5	<0.5	<0.5	<0.5	9	<50	-	-	-	-	-	-	-	-	-
C-1	03/10/2015	40.69	13.29	27.40	0.00	0.00	650	28	0.6 J	<0.5	<0.5	27	<50	-	-	-	-	-	-	-	-	-
C-1	06/19/2015	40.69	12.28	28.41	0.00	0.00	-	-	-	-	-	-	-	-	-	-	-	-	-	-	-	-

Table 1
Groundwater Monitoring and Sampling Data
Chevron Service Station 90076
4265 Foothill Boulevard
Oakland, California

Location	Date	TOC	DTW	GWE	LNAPLT	LNAPL REMOVED	HYDROCARBONS	PRIMARY VOCS					ADDITIONAL VOCS	FIELD PARAMETERS				GENERAL CHEMISTRY				
							TPH-GRO	B	T	E	X	MTBE by SW8260	ETHANOL	Dissolved oxygen, prepurge	Dissolved oxygen, postpurge	Oxidation reduction potential, prepurge	Oxidation reduction potential, postpurge	Alkalinity, total (as CaCO3)	Ferrous iron	Nitrate (as N)	Sulfate	
	Units	ft	ft	ft-amsl	ft	gallons	µg/L	µg/L	µg/L	µg/L	µg/L	µg/L	µg/L	µg/L	µg/L	µg/L	millivolts	millivolts	µg/L	µg/L	µg/L	µg/L
C-1	09/15/2015	40.69	16.70	23.99	0.00	0.00	<50	<0.5	<0.5	<0.5	<0.5	13	<50	-	-	-	-	-	-	-	-	-
C-1	12/22/2015 ¹⁵	40.69	15.67	25.02	0.00	0.00	-	-	-	-	-	-	-	-	-	-	-	-	-	-	-	-
C-1	03/08/2016	40.69	9.92	30.77	0.00	0.00	1,300	180	4	1	2	29	<50	-	-	-	-	-	-	-	-	-
C-1	09/30/2016	40.69	17.51	23.18	0.00	0.00	590	<1	<1	<1	<1	18	<250	-	-	-	-	-	-	-	-	-
C-1	12/30/2016 ¹⁵	40.69	9.73	30.96	0.00	0.00	-	-	-	-	-	-	-	-	-	-	-	-	-	-	-	-
C-1	03/07/2017	40.69	7.37	33.32	0.00	0.00	6,400	1,300	15	10	8 J	120	<2,500	-	-	-	-	-	-	-	-	-
C-2	04/28/1989	35.18	26.44	8.74	0.00	0.00	120,000	30,000	22,000	3,000	17,000	-	-	-	-	-	-	-	-	-	-	-
C-2	08/08/1989	35.18	29.90	5.29	0.01	0.00	-	-	-	-	-	-	-	-	-	-	-	-	-	-	-	-
C-2	12/21/1989	35.18	29.32	5.86	0.00	0.00	-	-	-	-	-	-	-	-	-	-	-	-	-	-	-	-
C-2	08/27/1990	35.18	29.55	5.77	0.17	0.00	-	-	-	-	-	-	-	-	-	-	-	-	-	-	-	-
C-2	11/04/1990	35.18	30.47	4.71	0.00	0.00	-	-	-	-	-	-	-	-	-	-	-	-	-	-	-	-
C-2	06/18/1991	35.18	28.33	6.90	0.06	0.00	-	-	-	-	-	-	-	-	-	-	-	-	-	-	-	-
C-2	09/19/1991	35.18	29.39	5.84	0.06	0.00	-	-	-	-	-	-	-	-	-	-	-	-	-	-	-	-
C-2	12/20/1991	35.18	29.23	5.95	0.00	0.00	170,000	20,000	10,000	2,800	19,000	-	-	-	-	-	-	-	-	-	-	-
C-2	03/18/1992	35.18	13.60	21.58	0.09	0.00	-	-	-	-	-	-	-	-	-	-	-	-	-	-	-	-
C-2	07/14/1992	35.18	-	-	0.00	0.00	-	-	-	-	-	-	-	-	-	-	-	-	-	-	-	-
C-2	10/08/1992	35.18	-	-	0.00	0.00	-	-	-	-	-	-	-	-	-	-	-	-	-	-	-	-
C-2	01/08/1993	35.18	24.20	10.98	Sheen	0.00	79,000	14,000	7,200	3,500	16,000	-	-	-	-	-	-	-	-	-	-	-
C-2	04/14/1993	35.18	-	-	0.00	0.00	-	-	-	-	-	-	-	-	-	-	-	-	-	-	-	-
C-2	07/16/1993	35.18	30.15	5.03	0.00	0.00	2,200	440	73	24	350	-	-	-	-	-	-	-	-	-	-	-
C-2	09/21/1993	37.47	26.29	11.18	0.00	0.00	11,000	2,300	300	270	910	-	-	-	-	-	-	-	-	-	-	-
C-2	01/28/1994	37.47	23.96	13.51	0.00	0.00	49,000	11,000	3,900	1,600	12,000	-	-	-	-	-	-	-	-	-	-	-

Table 1
Groundwater Monitoring and Sampling Data
Chevron Service Station 90076
4265 Foothill Boulevard
Oakland, California

Location	Date	TOC	DTW	GWE	LNAPLT	LNAPL REMOVED	HYDROCARBONS	PRIMARY VOCS					ADDITIONAL VOCS	FIELD PARAMETERS				GENERAL CHEMISTRY				
							TPH-GRO	B	T	E	X	MTBE by SW8260	ETHANOL	Dissolved oxygen, prepurge	Dissolved oxygen, postpurge	Oxidation reduction potential, prepurge	Oxidation reduction potential, postpurge	Alkalinity, total (as CaCO3)	Ferrous iron	Nitrate (as N)	Sulfate	
	Units	ft	ft	ft-amsl	ft	gallons	µg/L	µg/L	µg/L	µg/L	µg/L	µg/L	µg/L	µg/L	µg/L	µg/L	millivolts	millivolts	µg/L	µg/L	µg/L	µg/L
C-2	03/17/1994	37.47	25.99	11.48	0.00	0.00	16,000	3,300	1,000	220	3,500	-	-	-	-	-	-	-	-	-	-	-
C-2	06/16/1994	37.47	23.92	13.55	0.00	0.00	20,000	4,800	1,500	520	4,300	-	-	-	-	-	-	-	-	-	-	-
C-2	09/22/1994	37.47	25.62	11.85	0.00	0.00	35,000	5,600	850	1,700	7,300	-	-	-	-	-	-	-	-	-	-	-
C-2	12/15/1994	37.47	21.16	16.31	0.00	0.00	96,000	9,000	3,500	3,300	13,000	-	-	-	-	-	-	-	-	-	-	-
C-2	03/30/1995	37.47	17.18	20.29	0.00	0.00	100,000	9,400	3,700	3,900	14,000	-	-	-	-	-	-	-	-	-	-	-
C-2	06/20/1995	37.47	18.95	18.52	0.00	0.00	93,000	6,400	1,900	2,900	11,000	-	-	-	-	-	-	-	-	-	-	-
C-2	09/20/1995	37.47	18.20	19.27	0.00	0.00	58,000	6,600	330	1,600	5,500	-	-	-	-	-	-	-	-	-	-	-
C-2	12/06/1995	37.47	24.76	12.71	0.00	0.00	40,000	5,000	86	1,800	3,700	<500	-	-	-	-	-	-	-	-	-	-
C-2	03/21/1996	37.47	16.17	21.30	0.00	0.13	-	-	-	-	-	-	-	-	-	-	-	-	-	-	-	-
C-2	06/21/1996	37.47	18.15	19.34	0.02	0.03	-	-	-	-	-	-	-	-	-	-	-	-	-	-	-	-
C-2	09/06/1996	37.47	21.14	16.36	0.04	0.08	-	-	-	-	-	-	-	-	-	-	-	-	-	-	-	-
C-2	12/19/1996	37.47	17.55	19.94	0.03	0.05	-	-	-	-	-	-	-	-	-	-	-	-	-	-	-	-
C-2	03/17/1997	37.47	18.59	18.88	0.00	0.00	58,000	4,800	1,200	1,800	6,300	3,400	-	-	-	-	-	-	-	-	-	-
C-2	06/11/1997	37.47	21.30	16.17	0.00	0.00	40,000	5,500	720	1,400	4,100	3,100	-	-	-	-	-	-	-	-	-	-
C-2	09/17/1997	37.47	23.14	14.33	0.00	0.00	30,000	4,800	220	1,200	1,800	3,200	-	1.3	-	150	-	560	4.7	<1.0	<1.0	-
C-2	12/11/1997	37.47	17.21	20.26	0.00	0.00	76,000	6,100	1,300	2,200	8,000	3,800	-	-	-	-	-	-	-	-	-	-
C-2	03/12/1998	37.47	14.17	23.30	0.00	0.00	45,000	6,000	1,400	1,800	5,900	2,700	-	1.1	1.1	176	174	420	3.5	<1.0	<1.0	-
C-2	06/23/1998 ³	37.47	14.82	22.65	0.00	0.00	1,100,000	6,800	5,100	13,000	38,000	<1,000	-	-	-	-	-	-	-	-	-	-
C-2	09/01/1998	37.47	21.78	15.69	0.00	0.00	9,700	300	8.2	6.2	250	3,700	-	-	-	-	-	-	-	-	-	-
C-2	12/30/1998	37.47	21.86	15.61	0.00	0.00	110,000	4,790	1,300	841	5,570	2,420	-	-	-	-	-	-	-	-	-	-
C-2	03/31/1999	37.47	16.90	20.57	0.00	0.00	48,000	4,800	1,110	1,520	5,450	2,160	-	1.5	1.6	151	157	456	2,100 ¹⁴	0.118	19.7	-
C-2	06/14/1999 ¹	37.47	20.15	17.32	Sheen	0.00	56,400	5,380	671	1,300	3,960	2,480/2,630 ²	-	-	-	-	-	-	-	-	-	-
C-2	09/30/1999	37.47	22.97	14.50	0.00	0.00	22,100	623	<100	529	1,250	2,430	-	-	-	-	-	-	-	-	-	-

Table 1
Groundwater Monitoring and Sampling Data
Chevron Service Station 90076
4265 Foothill Boulevard
Oakland, California

Location	Date	TOC	DTW	GWE	LNAPLT	LNAPL REMOVED	HYDROCARBONS	PRIMARY VOCS					ADDITIONAL VOCS	FIELD PARAMETERS				GENERAL CHEMISTRY				
							TPH-GRO	B	T	E	X	MTBE by SW8260	ETHANOL	Dissolved oxygen, prepurge	Dissolved oxygen, postpurge	Oxidation reduction potential, prepurge	Oxidation reduction potential, postpurge	Alkalinity, total (as CaCO3)	Ferrous iron	Nitrate (as N)	Sulfate	
	Units	ft	ft	ft-amsl	ft	gallons	µg/L	µg/L	µg/L	µg/L	µg/L	µg/L	µg/L	µg/L	µg/L	µg/L	millivolts	millivolts	µg/L	µg/L	µg/L	µg/L
C-2	12/22/1999	37.47	21.00	16.47	0.00	0.00	10,200	1,750	102	222	963	1,980	-	0.6	0.65	-90	-84	782	1.0	5.34	5.38	
C-2	03/09/2000	37.47	12.20	25.27	0.00	0.00	26,000	4,800	930	1,200	4,400	1,800	-	1.0	1.6	-68	-70	450	0.31	<0.1	0.39	
C-2	06/23/2000 ³	37.47	18.94	18.53	0.00	0.00	29,000 ⁴	3,400	360	440	2,500	2,800	-	-	-	-	-	-	-	-	-	-
C-2	09/05/2000 ³	37.47	20.46	17.01	0.00	0.00	35,000 ⁴	3,800	54	980	750	5,200	-	1.31	1.85	65	44	690	0.34	<1.0	<1.0	
C-2	12/04/2000	37.47	20.93	16.54	0.00	0.00	16,000 ⁴	2,500	120	360	1,100	2,100	-	-	-	-	-	-	-	-	-	-
C-2	03/08/2001 ³	37.47	16.94	20.53	0.00	0.00	42,300	3,930	828	2,010	5,180	1,660	-	-	-	-	-	-	-	-	-	-
C-2	06/07/2001 ³	37.47	19.34	18.13	0.00	0.00	15,000 ⁴	3,400	150	700	1,300	1,900	-	-	-	-	-	-	-	-	-	-
C-2	09/13/2001 ³	37.47	22.19	15.28	0.00	0.00	9,600	1,200	<50	120	160	2,200	-	-	-	-	-	-	-	-	-	-
C-2	12/13/2001 ³	37.47	17.60	19.87	0.00	0.00	33,000	3,200	430	1,300	3,700	1,400	-	-	-	-	-	-	-	-	-	-
C-2	03/08/2002 ³	37.47	14.29	23.18	0.00	0.00	26,000	2,900	390	1,200	2,800	1,100	-	-	-	-	-	-	-	-	-	-
C-2	06/19/2002 ³	37.47	19.11	18.36	0.00	0.00	19,000	3,000	100	720	1,100	1,400	-	-	-	-	-	-	-	-	-	-
C-2	09/11/2002 ³	37.47	20.68	16.79	0.00	0.00	10,000	1,400	23	120	78	1,800	-	-	-	-	-	-	-	-	-	-
C-2	12/11/2002 ³	37.47	22.11	15.36	0.00	0.00	8,700	1,300	24	100	250	1,900	-	-	-	-	-	-	-	-	-	-
C-2	03/11/2003 ³	37.47	14.61	22.86	0.00	0.00	23,000	2,000	280	1,100	2,100	990	-	-	-	-	-	-	-	-	-	-
C-2	06/10/2003 ^{3,7}	37.47	17.11	20.36	0.00	0.00	14,000	1,300	91	450	720	480	-	-	-	-	-	-	-	-	-	-
C-2	09/09/2003 ^{3,7}	37.47	21.14	16.33	0.00	0.00	6,800	1,100	9	83	47	1,300	<200	-	-	-	-	-	-	-	-	-
C-2	12/09/2003 ⁷	37.47	19.20	18.27	0.00	0.00	22,000	1,100	120	570	1,000	460	<250	-	-	-	-	-	-	-	-	-
C-2	03/09/2004 ⁷	37.47	11.82	25.65	0.00	0.00	24,000	1,800	420	820	2,100	480	<250	-	-	-	-	-	-	-	-	-
C-2	06/08/2004 ⁷	37.47	16.42	21.05	0.00	0.00	1,200	180	5	1	10	170	<50	-	-	-	-	-	-	-	-	-
C-2	09/08/2004 ⁷	37.47	13.16	24.32 ^{..}	0.01	0.00	16,000	340	13	290	200	170	<250	-	-	-	-	-	-	-	-	-
C-2	12/06/2004 ⁷	37.47	14.12	23.36 ^{..}	0.01	0.00	13,000	730	130	340	570	280	<100	-	-	-	-	-	-	-	-	-
C-2	03/07/2005 ⁷	37.47	10.57	26.91 ^{..}	0.01	0.00	18,000	2,200	470	770	2,000	420	<250	-	-	-	-	-	-	-	-	-
C-2	06/06/2005 ⁷	37.47	12.69	24.78	0.00	0.00	9,800	940	79	300	490	200	<100	-	-	-	-	-	-	-	-	-

Table 1

**Groundwater Monitoring and Sampling Data
Chevron Service Station 90076
4265 Foothill Boulevard
Oakland, California**

Location	Date	TOC	DTW	GWE	LNAPL	LNAPL REMOVED	HYDROCARBONS	PRIMARY VOCS					ADDITIONAL VOCS	FIELD PARAMETERS				GENERAL CHEMISTRY					
							TPH-GRO	B	T	E	X	MTBE by SW8260	ETHANOL	Dissolved oxygen, prepurge	Dissolved oxygen, postpurge	Oxidation reduction potential, prepurge	Oxidation reduction potential, postpurge	Alkalinity, total (as CaCO3)	Ferrous iron	Nitrate (as N)	Sulfate		
	Units	ft	ft	ft-amsl	ft	gallons	µg/L	µg/L	µg/L	µg/L	µg/L	µg/L	µg/L	µg/L	µg/L	µg/L	µg/L	millivolts	millivolts	µg/L	µg/L	µg/L	µg/L
C-2	09/06/2005 ⁷	37.47	14.78	22.69	0.00	0.00	9,300	380	8	89	76	170	<100	-	-	-	-	-	-	-	-	-	-
C-2	12/05/2005 ⁷	37.47	14.22	23.25	0.00	0.00	8,300	190	8	68	67	56	<50	-	-	-	-	-	-	-	-	-	-
C-2	03/06/2006 ⁷	37.47	9.74	27.73	0.00	0.00	1,900	41	5	13	43	6	<50	-	-	-	-	-	-	-	-	-	-
C-2	06/05/2006 ⁷	37.47	9.75	27.72	0.00	0.00	8,800	680	99	200	460	170	<50	-	-	-	-	-	-	-	-	-	-
C-2	09/05/2006 ⁷	37.47	11.96	25.51	0.00	0.00	8,200	1,200	24	170	65	65	<100	-	-	-	-	-	-	-	-	-	-
C-2	12/04/2006 ⁷	37.47	12.43	25.04	0.00	0.00	9,500	1,800	38	140	94	94	<100	-	-	-	-	-	-	-	-	-	-
C-2	03/05/2007 ⁷	37.47	10.61	26.86	0.00	0.00	15,000 ¹¹	1,900 ¹¹	300 ¹¹	570 ¹¹	1,300 ¹¹	250 ¹¹	<250 ¹¹	-	-	-	-	-	-	-	-	-	-
C-2	06/04/2007 ⁷	37.47	10.34	27.13	0.00	0.00	6,200	410	16	76	100	110	<50	-	-	-	-	-	-	-	-	-	-
C-2	09/07/2007 ⁷	37.47	11.65	25.82	0.00	0.00	6,400	240	6	71	82	67	<50	-	-	-	-	-	-	-	-	-	-
C-2	12/06/2007 ⁷	37.47	18.40	19.07	0.00	0.00	7,300	200	12	47	79	56	<50	-	-	-	-	-	-	-	-	-	-
C-2	03/06/2008 ⁷	37.47	9.47	28.00	0.00	0.00	18,000	2,400	340	850	1,600	260	<100	-	-	-	-	-	-	-	-	-	-
C-2	06/05/2008 ⁷	37.47	11.07	26.40	0.00	0.00	5,800	530	18	47	80	100	<250	-	-	-	-	-	-	-	-	-	-
C-2	09/03/2008 ⁷	37.47	13.20	24.27	0.00	0.00	5,600	340	10	81	48	83	<50	-	-	-	-	-	-	-	-	-	-
C-2	12/03/2008 ⁷	37.47	14.61	22.86	0.00	0.00	9,600	1,100	58	250	210	220	<130	-	-	-	-	-	-	-	-	-	-
C-2	03/04/2009	37.47	11.69	25.78	0.00	0.00	9,200	640	94	250	670	73	<130	-	-	-	-	-	-	-	-	-	-
C-2	06/09/2009 ⁷	37.47	11.27	20.20	0.00	0.00	9,100	590	20	77	45	110	<50	-	-	-	-	-	-	-	-	-	-
C-2	09/30/2009 ⁷	37.47	16.54	20.93	0.00	0.00	7,800	290	9	11	24	200	<50	-	-	-	-	-	-	-	-	-	-
C-2	03/22/2010 ⁷	37.47	9.63	27.84	0.00	0.00	14,000	990	120	460	750	120	<130	-	-	-	-	-	-	-	-	-	-
C-2	09/16/2010	37.47	12.90	24.57	0.00	0.00	7,400	170	8	52	35	29	<50	-	-	-	-	-	-	-	-	-	-
C-2	03/08/2011	37.47	8.12	29.35	0.00	0.00	6,600	830	58	280	330	75	<100	-	-	-	-	-	-	-	-	-	-
C-2	09/28/2011	37.47	14.86	22.61	0.00	0.00	7,200	320	10	83	52	50	<250	-	-	-	-	-	-	-	-	-	-
C-2	03/08/2012	37.47	12.22	25.25	0.00	0.00	7,300	570	44	180	260	40	<500	-	-	-	-	-	-	-	-	-	-
C-2	09/20/2012	37.47	13.06	24.41	0.00	0.00	6,800	260	6	36	170	69	<50	-	-	-	-	-	-	-	-	-	-

Table 1

**Groundwater Monitoring and Sampling Data
Chevron Service Station 90076
4265 Foothill Boulevard
Oakland, California**

Location	Date	TOC	DTW	GWE	LNAPLT	LNAPL REMOVED	HYDROCARBONS	PRIMARY VOCS					ADDITIONAL VOCS	FIELD PARAMETERS				GENERAL CHEMISTRY				
							TPH-GRO	B	T	E	X	MTBE by SW8260	ETHANOL	Dissolved oxygen, prepurge	Dissolved oxygen, postpurge	Oxidation reduction potential, prepurge	Oxidation reduction potential, postpurge	Alkalinity, total (as CaCO3)	Ferrous iron	Nitrate (as N)	Sulfate	
	Units	ft	ft	ft-amsl	ft	gallons	µg/L	µg/L	µg/L	µg/L	µg/L	µg/L	µg/L	µg/L	µg/L	µg/L	millivolts	millivolts	µg/L	µg/L	µg/L	µg/L
C-2	03/20/2013	37.47	12.71	24.76	0.00	0.00	8,100	500	17	61	63	48	<130	-	-	-	-	-	-	-	-	-
C-2	09/18/2013	37.47	14.90	22.57	0.00	0.00	15,000	230	13	150	290	42	<50	-	-	-	-	-	-	-	-	-
C-2	03/13/2014	37.47	12.45	25.02	0.00	0.00	13,000	640	41	230	180	45	<50	-	-	-	-	-	-	-	-	-
C-2	09/25/2014	37.47	17.95	19.52	0.00	0.00	4,800	69	2	3	17	47	<50	-	-	-	-	-	-	-	-	-
C-2	03/10/2015	40.05	17.04	23.01	0.00	0.00	14,000	480	22	120	120	40	<500	-	-	-	-	-	-	-	-	-
C-2	06/19/2015	40.05	16.83	23.22	0.00	0.00	-	-	-	-	-	-	-	-	-	-	-	-	-	-	-	-
C-2	09/15/2015	40.05	17.69	22.36	0.00	0.00	6,100	75	<3	<3	5	30	<250	-	-	-	-	-	-	-	-	-
C-2	12/22/2015	40.05	15.00	25.05	0.00	0.00	7,700	270	10	67	32	24	<250	-	-	-	-	-	-	-	-	-
C-2	03/08/2016	40.05	11.91	28.14	0.00	0.00	9,700	540	27	140	140	37	<250	-	-	-	-	-	-	-	-	-
C-2	09/30/2016	40.05	14.39	25.66	0.00	0.00	5,100	120	5	25	22	12	<250	-	-	-	-	-	-	-	-	-
C-2	12/30/2016 ¹⁵	40.05	11.96	28.09	0.00	0.00	-	-	-	-	-	-	-	-	-	-	-	-	-	-	-	-
C-2	03/07/2017	40.05	9.61	30.44	0.00	0.00	9,500	630	25	120	99	41	<2,500	-	-	-	-	-	-	-	-	-
C-3	04/28/1989	35.28	28.00	7.28	0.00	0.00	<500	1.7	<0.5	<0.5	<0.5	-	-	-	-	-	-	-	-	-	-	-
C-3	08/08/1989	35.28	30.00	5.28	0.00	0.00	<500	1.0	<0.5	<0.5	<0.5	-	-	-	-	-	-	-	-	-	-	-
C-3	12/21/1989	35.28	30.53	4.75	0.00	0.00	-	-	-	-	-	-	-	-	-	-	-	-	-	-	-	-
C-3	08/27/1990	35.28	29.68	5.60	0.00	0.00	<50	<0.3	<0.3	<0.3	<0.6	-	-	-	-	-	-	-	-	-	-	-
C-3	11/04/1990	35.30	30.36	4.94	0.00	0.00	-	-	-	-	-	-	-	-	-	-	-	-	-	-	-	-
C-3	06/18/1991	35.30	28.46	6.84	0.00	0.00	52	1.1	<0.5	<0.5	1.2	-	-	-	-	-	-	-	-	-	-	-
C-3	09/19/1991	35.30	29.33	5.97	0.00	0.00	73	1.2	<0.5	<0.5	<0.5	-	-	-	-	-	-	-	-	-	-	-
C-3	12/20/1991	35.30	29.77	5.53	0.00	0.00	<50	0.7	<0.5	<0.5	<0.5	-	-	-	-	-	-	-	-	-	-	-
C-3	03/18/1992	35.30	25.75	9.55	0.00	0.00	<50	<0.5	<0.5	<0.5	<0.5	-	-	-	-	-	-	-	-	-	-	-
C-3	07/14/1992	35.30	27.87	7.43	0.00	0.00	<50	<0.5	<0.5	<0.5	<0.5	-	-	-	-	-	-	-	-	-	-	-

Table 1
Groundwater Monitoring and Sampling Data
Chevron Service Station 90076
4265 Foothill Boulevard
Oakland, California

Location	Date	TOC	DTW	GWE	LNAPLT	LNAPL REMOVED	HYDROCARBONS	PRIMARY VOCS					ADDITIONAL VOCS	FIELD PARAMETERS				GENERAL CHEMISTRY				
							TPH-GRO	B	T	E	X	MTBE by SW8260	ETHANOL	Dissolved oxygen, prepurge	Dissolved oxygen, postpurge	Oxidation reduction potential, prepurge	Oxidation reduction potential, postpurge	Alkalinity, total (as CaCO3)	Ferrous iron	Nitrate (as N)	Sulfate	
	Units	ft	ft	ft-amsl	ft	gallons	µg/L	µg/L	µg/L	µg/L	µg/L	µg/L	µg/L	µg/L	µg/L	µg/L	millivolts	millivolts	µg/L	µg/L	µg/L	µg/L
C-3	10/08/1992	35.30	28.55	6.75	0.00	0.00	<50	<0.5	<0.5	<0.5	0.5	-	-	-	-	-	-	-	-	-	-	-
C-3	01/08/1993	35.30	25.85	9.45	0.00	0.00	<50	<0.5	<0.5	<0.5	<0.5	-	-	-	-	-	-	-	-	-	-	-
C-3	04/14/1993	35.30	23.96	11.34	0.00	0.00	<50	<0.5	<0.5	<0.5	<0.5	-	-	-	-	-	-	-	-	-	-	-
C-3	07/16/1993	35.30	25.64	9.66	0.00	0.00	<50	<0.5	<0.5	<0.5	<0.5	-	-	-	-	-	-	-	-	-	-	-
C-3	09/21/1993	38.37	26.22	12.15	0.00	0.00	<50	0.7	<0.5	<0.5	<0.8	-	-	-	-	-	-	-	-	-	-	-
C-3	01/28/1994	38.37	25.66	12.71	0.00	0.00	<50	2.0	<0.5	<0.5	1.0	-	-	-	-	-	-	-	-	-	-	-
C-3	03/17/1994	38.37	24.95	13.42	0.00	0.00	<50	2.8	<0.5	0.6	1.5	-	-	-	-	-	-	-	-	-	-	-
C-3	06/16/1994	38.37	24.31	14.06	0.00	0.00	<50	1.4	<0.5	<0.5	<0.5	-	-	-	-	-	-	-	-	-	-	-
C-3	09/22/1994	38.37	25.04	13.33	0.00	0.00	<50	0.6	<0.5	<0.5	<0.5	-	-	-	-	-	-	-	-	-	-	-
C-3	12/15/1994	38.37	22.22	16.15	0.00	0.00	<50	2.6	1.7	0.82	4.5	-	-	-	-	-	-	-	-	-	-	-
C-3	03/30/1995	38.37	18.42	19.95	0.00	0.00	<50	<0.5	<0.5	<0.5	<0.5	-	-	-	-	-	-	-	-	-	-	-
C-3	06/20/1995	38.37	19.79	18.58	0.00	0.00	110	2.2	<0.5	<0.5	1.2	-	-	-	-	-	-	-	-	-	-	-
C-3	09/20/1995	38.37	18.95	19.42	0.00	0.00	560	21	80	23	120	-	-	-	-	-	-	-	-	-	-	-
C-3	12/06/1995	38.37	24.16	14.21	0.00	0.00	<50	0.73	<0.5	<0.5	0.67	<2.5	-	-	-	-	-	-	-	-	-	-
C-3	03/21/1996	38.37	17.85	20.52	0.00	0.00	<50	<0.5	<0.5	<0.5	<0.5	<2.5	-	-	-	-	-	-	-	-	-	-
C-3	06/21/1996	38.37	19.78	18.59	0.00	0.00	57	<0.5	<0.5	<0.5	<0.5	<2.5	-	-	-	-	-	-	-	-	-	-
C-3	09/06/1996	38.37	21.63	16.74	0.00	0.00	<50	0.9	<0.5	<0.5	<0.5	<2.5	-	-	-	-	-	-	-	-	-	-
C-3	12/19/1996	38.37	22.30	16.07	0.00	0.00	310	36	33	6.5	28	<2.5	-	-	-	-	-	-	-	-	-	-
C-3	03/17/1997	38.37	18.95	19.42	0.00	0.00	54	1.1	<0.5	<0.5	0.76	<2.5	-	-	-	-	-	-	-	-	-	-
C-3	06/11/1997	38.37	21.15	17.22	0.00	0.00	120	1.1	<0.5	<0.5	<0.5	<2.5	-	-	-	-	-	-	-	-	-	-
C-3	09/17/1997	38.37	22.41	15.96	0.00	0.00	240	19	19	6.6	40	13	-	2.1	0.8	59	67	340	0.012	100	33	
C-3	12/11/1997	38.37	22.26	16.11	0.00	0.00	<50	1.8	<0.5	<0.5	0.5	<2.5	-	-	-	-	-	-	-	-	-	-
C-3	03/12/1998	38.37	18.35	20.02	0.00	0.00	72	6.3	<0.5	0.64	3.1	2.6	-	2.8	2.5	165	163	260	0.14	88	32	

Table 1

**Groundwater Monitoring and Sampling Data
Chevron Service Station 90076
4265 Foothill Boulevard
Oakland, California**

Location	Date	TOC	DTW	GWE	LNAPLT	LNAPL REMOVED	HYDROCARBONS	PRIMARY VOCS					ADDITIONAL VOCS	FIELD PARAMETERS				GENERAL CHEMISTRY				
							TPH-GRO	B	T	E	X	MTBE by SW8260	ETHANOL	Dissolved oxygen, prepurge	Dissolved oxygen, postpurge	Oxidation reduction potential, prepurge	Oxidation reduction potential, postpurge	Alkalinity, total (as CaCO ₃)	Ferrous iron	Nitrate (as N)	Sulfate	
	Units	ft	ft	ft-amsl	ft	gallons	µg/L	µg/L	µg/L	µg/L	µg/L	µg/L	µg/L	µg/L	µg/L	µg/L	millivolts	millivolts	µg/L	µg/L	µg/L	µg/L
C-3	06/23/1998	38.37	19.04	19.33	0.00	0.00	<50	<0.5	<0.5	<0.5	<0.5	<2.5	-	-	-	-	-	-	-	-	-	-
C-3	09/01/1998	38.37	19.97	18.40	0.00	0.00	200	6.8	0.31	0.52	2.0	<2.5	-	-	-	-	-	-	-	-	-	-
C-3	12/30/1998	38.37	21.31	17.06	0.00	0.00	<50	<0.5	<0.5	<0.5	<0.5	<2.0	-	-	-	-	-	-	-	-	-	-
C-3	03/31/1999	38.37	17.77	20.60	0.00	0.00	<50	<0.5	<0.5	<0.5	<0.5	12.6	-	4.1	3.3	101	89	256	<500 ¹⁴	18.4	72	-
C-3	06/14/1999	38.37	18.25	20.12	0.00	0.00	<50	<0.5	<0.5	<0.5	<0.5	<2.5	-	-	-	-	-	-	-	-	-	-
C-3	09/30/1999	38.37	21.19	17.18	0.00	0.00	79.2	3.04	0.794	<0.5	1.04	6.17	-	-	-	-	-	-	-	-	-	-
C-3	12/22/1999	38.37	22.32	16.05	0.00	0.00	<50	1.53	1.08	<0.5	0.66	12	-	0.98	1.48	69	107	402	0.013	67.7	37.6	-
C-3	03/09/2000	38.37	17.10	21.27	0.00	0.00	99	6.9	0.8	0.89	3.8	12	-	3.3	1.6	110	97	390	0.12	60	38	-
C-3	06/23/2000	38.37	19.15	19.22	0.00	0.00	<50	<0.50	<0.50	<0.50	<0.50	<2.5	-	-	-	-	-	-	-	-	-	-
C-3	09/05/2000	38.37	20.84	17.53	0.00	0.00	52 ⁴	4.3	<0.50	<0.50	0.93	29	-	3.79	2.53	202	203	430	0.011	52	40	-
C-3	12/04/2000	38.37	21.20	17.17	0.00	0.00	70 ⁴	4.0	<0.50	<0.50	0.71	25	-	-	-	-	-	-	-	-	-	-
C-3	03/08/2001	38.37	17.67	20.70	0.00	0.00	<50.0	0.873	<0.500	<0.500	<0.500	3.24	-	-	-	-	-	-	-	-	-	-
C-3	06/07/2001	38.37	18.90	19.47	0.00	0.00	140 ⁴	16	0.67	1.4	3.8	30	-	-	-	-	-	-	-	-	-	-
C-3	09/13/2001	38.37	21.01	17.36	0.00	0.00	<50	<0.50	<0.50	<0.50	<0.50	<2.5	-	-	-	-	-	-	-	-	-	-
C-3	12/13/2001	38.37	19.80	18.57	0.00	0.00	<50	1.2	<0.50	<0.50	<1.5	15	-	-	-	-	-	-	-	-	-	-
C-3	03/08/2002	38.37	17.78	20.59	0.00	0.00	82	5.4	<0.50	<0.50	<1.5	68	-	-	-	-	-	-	-	-	-	-
C-3	06/19/2002	38.37	18.40	19.97	0.00	0.00	74	2.1	<0.50	<0.50	<1.5	77	-	-	-	-	-	-	-	-	-	-
C-3	09/11/2002	38.37	20.17	18.20	0.00	0.00	110	4.7	<0.50	<0.50	<1.5	76	-	-	-	-	-	-	-	-	-	-
C-3	12/11/2002	38.37	21.75	16.62	0.00	0.00	79	1.5	<0.50	<0.50	<1.5	96	-	-	-	-	-	-	-	-	-	-
C-3	03/11/2003	38.37	19.07	19.30	0.00	0.00	<50	2.1	<0.50	<0.50	<1.5	18	-	-	-	-	-	-	-	-	-	-
C-3	06/10/2003 ⁷	38.37	19.08	19.29	0.00	0.00	86	2	<0.5	<0.5	<0.5	93	-	-	-	-	-	-	-	-	-	-
C-3	09/09/2003 ⁷	38.37	20.70	17.67	0.00	0.00	<50	2	<0.5	<0.5	<0.5	160	<50	-	-	-	-	-	-	-	-	-
C-3	12/09/2003 ⁷	38.37	21.05	17.32	0.00	0.00	<50	<0.5	<0.5	<0.5	<0.5	0.9	<50	-	-	-	-	-	-	-	-	-

Table 1

**Groundwater Monitoring and Sampling Data
Chevron Service Station 90076
4265 Foothill Boulevard
Oakland, California**

Location	Date	TOC	DTW	GWE	LNAPLT	LNAPL REMOVED	HYDROCARBONS	PRIMARY VOCS					ADDITIONAL VOCS	FIELD PARAMETERS				GENERAL CHEMISTRY				
							TPH-GRO	B	T	E	X	MTBE by SW8260	ETHANOL	Dissolved oxygen, prepurge	Dissolved oxygen, postpurge	Oxidation reduction potential, prepurge	Oxidation reduction potential, postpurge	Alkalinity, total (as CaCO3)	Ferrous iron	Nitrate (as N)	Sulfate	
	Units	ft	ft	ft-amsl	ft	gallons	µg/L	µg/L	µg/L	µg/L	µg/L	µg/L	µg/L	µg/L	µg/L	µg/L	millivolts	millivolts	µg/L	µg/L	µg/L	µg/L
C-3	03/09/2004 ⁷	38.37	16.25	22.12	0.00	0.00	<50	<0.5	<0.5	<0.5	<0.5	<0.5	<50	-	-	-	-	-	-	-	-	-
C-3	06/08/2004 ⁷	38.37	18.50	19.87	0.00	0.00	<50	<0.5	<0.5	<0.5	<0.5	<0.5	<50	-	-	-	-	-	-	-	-	-
C-3	09/08/2004 ⁷	38.37	20.01	18.36	0.00	0.00	<50	<0.5	<0.5	<0.5	<0.5	22	<50	-	-	-	-	-	-	-	-	-
C-3	12/06/2004 ⁷	38.37	19.30	19.07	0.00	0.00	<50	<0.5	<0.5	<0.5	<0.5	<0.5	<50	-	-	-	-	-	-	-	-	-
C-3	03/07/2005 ⁷	38.37	18.02	20.35	0.00	0.00	<50	<0.5	<0.5	<0.5	<0.5	<0.5	<50	-	-	-	-	-	-	-	-	-
C-3	06/06/2005 ⁷	38.37	19.08	19.29	0.00	0.00	<50	<0.5	<0.5	<0.5	<0.5	<0.5	<50	-	-	-	-	-	-	-	-	-
C-3	09/06/2005 ⁷	38.37	18.15	20.22	0.00	0.00	<50	<0.5	<0.5	<0.5	<0.5	<0.5	<50	-	-	-	-	-	-	-	-	-
C-3	12/05/2005 ⁷	38.37	17.85	20.52	0.00	0.00	<50	<0.5	<0.5	<0.5	<0.5	<0.5	<50	-	-	-	-	-	-	-	-	-
C-3	03/06/2006 ⁷	38.37	17.93	20.44	0.00	0.00	<50	<0.5	<0.5	<0.5	<0.5	<0.5	<50	-	-	-	-	-	-	-	-	-
C-3	06/05/2006 ⁷	38.37	15.35	23.02	0.00	0.00	<50	<0.5	<0.5	<0.5	<0.5	65	<50	-	-	-	-	-	-	-	-	-
C-3	09/05/2006 ⁷	38.37	18.42	19.95	0.00	0.00	<50	<0.5	<0.5	<0.5	<0.5	<0.5	<50	-	-	-	-	-	-	-	-	-
C-3	12/04/2006 ⁷	38.37	18.29	20.08	0.00	0.00	<50	<0.5	<0.5	<0.5	<0.5	<0.5	<50	-	-	-	-	-	-	-	-	-
C-3	03/05/2007 ⁷	38.37	14.74	23.63	0.00	0.00	<50	<0.5	<0.5	<0.5	<0.5	<0.5	<50	-	-	-	-	-	-	-	-	-
C-3	06/04/2007 ⁷	38.37	15.68	22.69	0.00	0.00	<50	<0.5	<0.5	<0.5	<0.5	<0.5	<50	-	-	-	-	-	-	-	-	-
C-3	09/07/2007 ⁷	38.37	18.51	19.86	0.00	0.00	<50	<0.5	<0.5	<0.5	<0.5	<0.5	<50	-	-	-	-	-	-	-	-	-
C-3	12/06/2007 ⁷	38.37	19.41	18.96	0.00	0.00	<50	<0.5	<0.5	<0.5	<0.5	<0.5	<50	-	-	-	-	-	-	-	-	-
C-3	03/06/2008 ⁷	38.37	15.95	22.42	0.00	0.00	<50	<0.5	<0.5	<0.5	<0.5	1	<50	-	-	-	-	-	-	-	-	-
C-3	06/05/2008 ⁷	38.37	17.48	20.89	0.00	0.00	<50	<0.5	<0.5	<0.5	<0.5	0.6	<50	-	-	-	-	-	-	-	-	-
C-3	09/03/2008 ⁷	38.37	18.98	19.39	0.00	0.00	<50	<0.5	<0.5	<0.5	<0.5	<0.5	<50	-	-	-	-	-	-	-	-	-
C-3	12/03/2008 ⁷	38.37	20.18	18.19	0.00	0.00	<50	<0.5	<0.5	<0.5	<0.5	<0.5	<50	-	-	-	-	-	-	-	-	-
C-3	03/04/2009 ⁷	38.37	16.52	21.85	0.00	0.00	<50	<0.5	<0.5	<0.5	<0.5	1	<50	-	-	-	-	-	-	-	-	-
C-3	06/09/2009 ⁷	38.37	17.62	26.82	0.00	0.00	140	<0.5	<0.5	<0.5	<0.5	240	<50	-	-	-	-	-	-	-	-	-
C-3	09/30/2009 ⁷	38.37	19.83	18.54	0.00	0.00	120	<0.5	<0.5	<0.5	<0.5	130	<50	-	-	-	-	-	-	-	-	-

Table 1

**Groundwater Monitoring and Sampling Data
Chevron Service Station 90076
4265 Foothill Boulevard
Oakland, California**

Location	Date	TOC	DTW	GWE	LNAPLT	LNAPL REMOVED	HYDROCARBONS	PRIMARY VOCS					ADDITIONAL VOCS	FIELD PARAMETERS				GENERAL CHEMISTRY				
							TPH-GRO	B	T	E	X	MTBE by SW8260	ETHANOL	Dissolved oxygen, prepurge	Dissolved oxygen, postpurge	Oxidation reduction potential, prepurge	Oxidation reduction potential, postpurge	Alkalinity, total (as CaCO3)	Ferrous iron	Nitrate (as N)	Sulfate	
	Units	ft	ft	ft-amsl	ft	gallons	µg/L	µg/L	µg/L	µg/L	µg/L	µg/L	µg/L	µg/L	µg/L	µg/L	millivolts	millivolts	µg/L	µg/L	µg/L	µg/L
C-3	03/22/2010 ⁷	38.37	16.84	21.53	0.00	0.00	<50	0.6 J	<0.5	<0.5	<0.5	4	<50	-	-	-	-	-	-	-	-	-
C-3	09/16/2010	38.37	19.92	18.45	0.00	0.00	80 J	<0.5	<0.5	<0.5	<0.5	390	<50	-	-	-	-	-	-	-	-	-
C-3	03/08/2011	38.37	16.10	22.27	0.00	0.00	<50	<0.5	<0.5	<0.5	<0.5	<0.5	<50	-	-	-	-	-	-	-	-	-
C-3	09/28/2011	38.37	18.76	19.61	0.00	0.00	100	0.8 J	<0.5	<0.5	0.5 J	300	<50	-	-	-	-	-	-	-	-	-
C-3	03/08/2012	38.37	19.24	19.13	0.00	0.00	<50	<0.5	<0.5	<0.5	<0.5	170	<50	-	-	-	-	-	-	-	-	-
C-3	09/20/2012	38.37	20.17	18.20	0.00	0.00	<50	<0.5	<0.5	<0.5	<0.5	<0.5	<50	-	-	-	-	-	-	-	-	-
C-3	03/20/2013	38.37	19.17	19.20	0.00	0.00	74 J	<0.5	<0.5	<0.5	<0.5	400	<50	-	-	-	-	-	-	-	-	-
C-3	09/18/2013	38.37	19.90	18.47	0.00	0.00	<50	<0.5	<0.5	<0.5	<0.5	<0.5	<50	-	-	-	-	-	-	-	-	-
C-3	03/13/2014	38.37	19.00	19.37	0.00	0.00	87 J	<0.5	<0.5	<0.5	<0.5	140	<50	-	-	-	-	-	-	-	-	-
C-3	09/25/2014	38.37	21.72	16.65	0.00	0.00	89 J	<0.5	<0.5	<0.5	<0.5	360	<50	-	-	-	-	-	-	-	-	-
C-3	03/10/2015	40.62	21.16	19.46	0.00	0.00	76 J	<0.5	<0.5	<0.5	<0.5	54	<50	-	-	-	-	-	-	-	-	-
C-3	06/19/2015	40.62	20.83	19.79	0.00	0.00	-	-	-	-	-	-	-	-	-	-	-	-	-	-	-	-
C-3	09/15/2015	40.62	21.86	18.76	0.00	0.00	<50	<0.5	<0.5	<0.5	<0.5	390	<50	-	-	-	-	-	-	-	-	-
C-3	12/22/2015 ¹⁵	40.62	21.71	18.91	0.00	0.00	-	-	-	-	-	-	-	-	-	-	-	-	-	-	-	-
C-3	03/08/2016	40.62	19.65	20.97	0.00	0.00	55 J	<0.5	<0.5	<0.5	<0.5	290	<50	-	-	-	-	-	-	-	-	-
C-3	09/30/2016	40.62	22.02	18.60	0.00	0.00	69 J	<1	<1	<1	<1	320	<250	-	-	-	-	-	-	-	-	-
C-3	12/30/2016 ¹⁵	40.62	19.34	21.28	0.00	0.00	-	-	-	-	-	-	-	-	-	-	-	-	-	-	-	-
C-3	03/07/2017	40.62	14.00	26.62	0.00	0.00	<100	<1	<1	<1	<1	8	<250	-	-	-	-	-	-	-	-	-
C-4	01/12/1989	33.45	29.49	3.96	0.00	0.00	-	-	-	-	-	-	-	-	-	-	-	-	-	-	-	-
C-4	04/12/1989	33.45	27.44	6.01	0.00	0.00	-	-	-	-	-	-	-	-	-	-	-	-	-	-	-	-
C-4	04/28/1989	33.45	29.49	3.96	0.00	0.00	20,000	6,300	550	230	1,500	-	-	-	-	-	-	-	-	-	-	-
C-4	08/08/1989	33.45	29.55	3.90	0.00	0.00	8,000	7,500	340	88	1,000	-	-	-	-	-	-	-	-	-	-	-

Table 1

**Groundwater Monitoring and Sampling Data
Chevron Service Station 90076
4265 Foothill Boulevard
Oakland, California**

Location	Date	TOC	DTW	GWE	LNAPLT	LNAPL REMOVED	HYDROCARBONS	PRIMARY VOCS					ADDITIONAL VOCS	FIELD PARAMETERS				GENERAL CHEMISTRY				
							TPH-GRO	B	T	E	X	MTBE by SW8260	ETHANOL	Dissolved oxygen, prepurge	Dissolved oxygen, postpurge	Oxidation reduction potential, prepurge	Oxidation reduction potential, postpurge	Alkalinity, total (as CaCO3)	Ferrous iron	Nitrate (as N)	Sulfate	
	Units	ft	ft	ft-amsl	ft	gallons	µg/L	µg/L	µg/L	µg/L	µg/L	µg/L	µg/L	µg/L	µg/L	µg/L	millivolts	millivolts	µg/L	µg/L	µg/L	µg/L
C-4	12/21/1989	33.45	30.02	3.43	0.00	0.00	-	-	-	-	-	-	-	-	-	-	-	-	-	-	-	-
C-4	08/27/1990	33.48	29.02	4.46	0.00	0.00	26,000	10,000	280	410	1,400	-	-	-	-	-	-	-	-	-	-	-
C-4	11/04/1990	33.48	29.81	3.67	0.00	0.00	-	-	-	-	-	-	-	-	-	-	-	-	-	-	-	-
C-4	06/18/1991	33.48	27.45	6.03	0.00	0.00	34,000	14,000	410	450	1,300	-	-	-	-	-	-	-	-	-	-	-
C-4	09/19/1991	33.48	28.65	4.83	0.00	0.00	16,000	7,400	90	110	460	-	-	-	-	-	-	-	-	-	-	-
C-4	12/20/1991	33.48	28.84	4.64	0.00	0.00	24,000	12,000	120	260	740	-	-	-	-	-	-	-	-	-	-	-
C-4	03/18/1992	33.48	24.43	11.05	0.00	0.00	48,000	6,000	1,300	1,300	2,400	-	-	-	-	-	-	-	-	-	-	-
C-4	07/14/1992	33.48	26.89	6.59	0.00	0.00	40,000	14,000	920	550	2,400	-	-	-	-	-	-	-	-	-	-	-
C-4	10/08/1992	33.48	27.79	5.69	0.00	0.00	29,000	13,000	190	110	1,400	-	-	-	-	-	-	-	-	-	-	-
C-4	01/08/1993	33.48	23.50	9.98	0.00	0.00	25,000	7,000	630	860	1,800	-	-	-	-	-	-	-	-	-	-	-
C-4	04/14/1993	33.48	21.13	12.35	0.00	0.00	27,000	6,300	1,000	900	1,400	-	-	-	-	-	-	-	-	-	-	-
C-4	07/16/1993	33.48	23.96	9.52	0.00	0.00	28,000	7,800	1,100	830	2,100	-	-	-	-	-	-	-	-	-	-	-
C-4	09/21/1993	36.49	25.51	10.98	0.00	0.00	30,000	9,600	130	390	1,300	-	-	-	-	-	-	-	-	-	-	-
C-4	01/28/1994	36.49	23.31	13.18	0.00	0.00	18,000	7,800	440	260	1,200	-	-	-	-	-	-	-	-	-	-	-
C-4	03/17/1994	36.49	21.35	15.14	0.00	0.00	32,000	7,800	820	820	1,800	-	-	-	-	-	-	-	-	-	-	-
C-4	06/16/1994	36.49	22.50	13.99	0.00	0.00	25,000	7,600	710	600	1,800	-	-	-	-	-	-	-	-	-	-	-
C-4	09/22/1994	36.49	23.93	12.56	0.00	0.00	25,000	7,800	140	600	1,100	-	-	-	-	-	-	-	-	-	-	-
C-4	12/15/1994	36.49	19.02	17.47	0.00	0.00	38,000	7,600	460	1,200	2,000	-	-	-	-	-	-	-	-	-	-	-
C-4	03/30/1995	36.49	14.86	21.63	0.00	0.00	41,000	8,700	1,600	1,800	3,000	-	-	-	-	-	-	-	-	-	-	-
C-4	06/20/1995	36.49	16.90	19.59	0.00	0.00	29,000	6,000	890	960	1,800	-	-	-	-	-	-	-	-	-	-	-
C-4	09/20/1995	36.49	16.20	20.29	0.00	0.00	12,000	6,900	510	290	1,300	-	-	-	-	-	-	-	-	-	-	-
C-4	12/06/1995	36.49	23.12	13.37	0.00	0.00	13,000	3,900	42	30	250	<250	-	-	-	-	-	-	-	-	-	-
C-4	03/21/1996	36.49	14.10	22.39	0.00	0.00	39,000	4,800	640	1,000	1,800	<1,000	-	-	-	-	-	-	-	-	-	-

Table 1

**Groundwater Monitoring and Sampling Data
Chevron Service Station 90076
4265 Foothill Boulevard
Oakland, California**

Location	Date	TOC	DTW	GWE	LNAPLT	LNAPL REMOVED	HYDROCARBONS	PRIMARY VOCS					ADDITIONAL VOCS	FIELD PARAMETERS				GENERAL CHEMISTRY					
							TPH-GRO	B	T	E	X	MTBE by SW8260	ETHANOL	Dissolved oxygen, prepurge	Dissolved oxygen, postpurge	Oxidation reduction potential, prepurge	Oxidation reduction potential, postpurge	Alkalinity, total (as CaCO ₃)	Ferrous iron	Nitrate (as N)	Sulfate		
	Units	ft	ft	ft-amsl	ft	gallons	µg/L	µg/L	µg/L	µg/L	µg/L	µg/L	µg/L	µg/L	µg/L	µg/L	µg/L	millivolts	millivolts	µg/L	µg/L	µg/L	µg/L
C-4	06/21/1996	36.49	16.95	19.54	0.00	0.00	26,000	4,400	640	960	1,800	2,000	-	-	-	-	-	-	-	-	-	-	-
C-4	09/06/1996	36.49	20.13	16.36	0.00	0.00	23,000	500	200	230	1,000	3,100	-	-	-	-	-	-	-	-	-	-	-
C-4	12/19/1996	36.49	16.92	19.57	0.00	0.00	23,000	4,900	320	1,100	2,000	<250	-	-	-	-	-	-	-	-	-	-	-
C-4	03/17/1997	36.49	17.40	19.09	0.00	0.00	30,000	5,800	700	1,400	2,200	1,700	-	-	-	-	-	-	-	-	-	-	-
C-4	06/11/1997	36.49	18.34	18.15	0.00	0.00	29,000	4,400	520	790	1,800	2,000	-	-	-	-	-	-	-	-	-	-	-
C-4	09/17/1997	36.49	21.46	15.03	0.00	0.00	17,000	4,300	140	940	1,100	4,600	-	0.6	0.2	102	107	540	5.9	<1.0	<1.0	<1.0	
C-4	12/11/1997	36.49	16.65	19.84	0.00	0.00	12,000	2,500	130	300	1,000	1,400	-	-	-	-	-	-	-	-	-	-	-
C-4	03/12/1998	36.49	16.59	19.90	0.00	0.00	46,000	11,000	1,500	2,300	5,000	3,400	-	1.5	2.6	173	175	550	1.3	<1.0	2.7	2.7	
C-4	06/23/1998 ³	36.49	17.02	19.47	0.00	0.00	27,000	1,600	160	180	690	100	-	-	-	-	-	-	-	-	-	-	-
C-4	09/01/1998	36.49	21.45	15.04	0.00	0.00	520	14	2.3	<0.5	4.8	61	-	-	-	-	-	-	-	-	-	-	-
C-4	12/30/1998	36.49	21.42	15.07	0.00	0.00	122	14.1	1.86	<1.0	3.61	349	-	-	-	-	-	-	-	-	-	-	-
C-4	03/31/1999	36.49	15.20	21.29	0.00	0.00	20,300	4,450	443	1,000	2,130	1,320	-	1.8	2.2	170	176	492	1,560 ¹⁴	0.191	<1.0	<1.0	
C-4	06/14/1999 ¹	36.49	21.80	14.69	0.00	0.00	1,820	183	7.14	36.7	56.5	280 ² /291	-	-	-	-	-	-	-	-	-	-	-
C-4	09/30/1999	36.49	19.81	16.68	0.00	0.00	1,030	11.6	2.14	29.2	68.7	91.5	-	-	-	-	-	-	-	-	-	-	-
C-4	12/22/1999	36.49	20.27	16.22	0.00	0.00	217	4.45	0.765	2.82	8.21	70.2	-	6.8	5.68	-25	14	739	0.87	1.85	39.6	39.6	
C-4	03/09/2000	36.49	13.36	23.13	0.00	0.00	8,300	2,600	270	510	1,400	650	-	1.1	1.9	-13	-39	530	<0.01	<0.1	4.5	4.5	
C-4	06/23/2000 ³	36.49	19.40	17.09	0.00	0.00	55 ⁴	1.2	<0.50	<0.50	<0.50	250	-	-	-	-	-	-	-	-	-	-	-
C-4	09/05/2000 ³	36.49	21.43	15.06	0.00	0.00	110 ⁴	5.4	<0.50	<0.50	1.1	52	-	2.22	2.02	105	138	530	<0.010	<1.0	29	29	
C-4	12/04/2000	36.49	21.78	14.71	0.00	0.00	<50	<0.50	0.56	<0.50	1.1	22	-	-	-	-	-	-	-	-	-	-	-
C-4	03/08/2001 ³	36.49	16.62	19.87	0.00	0.00	9,080	2,260	229	395	1,060	718	-	-	-	-	-	-	-	-	-	-	-
C-4	06/07/2001 ³	36.49	19.60	16.89	0.00	0.00	800 ⁴	75	4.3	22	33	340	-	-	-	-	-	-	-	-	-	-	-
C-4	09/13/2001 ³	36.49	21.71	14.78	0.00	0.00	<50	0.68	<0.50	<0.50	<0.50	18	-	-	-	-	-	-	-	-	-	-	-
C-4	12/13/2001 ³	36.49	17.95	18.54	0.00	0.00	5,800	1,400	43	21	470	540	-	-	-	-	-	-	-	-	-	-	-

Table 1

**Groundwater Monitoring and Sampling Data
Chevron Service Station 90076
4265 Foothill Boulevard
Oakland, California**

Location	Date	TOC	DTW	GWE	LNAPLT	LNAPL REMOVED	HYDROCARBONS	PRIMARY VOCS					ADDITIONAL VOCS	FIELD PARAMETERS				GENERAL CHEMISTRY					
							TPH-GRO	B	T	E	X	MTBE by SW8260	ETHANOL	Dissolved oxygen, prepurge	Dissolved oxygen, postpurge	Oxidation reduction potential, prepurge	Oxidation reduction potential, postpurge	Alkalinity, total (as CaCO ₃)	Ferrous iron	Nitrate (as N)	Sulfate		
	Units	ft	ft	ft-amsl	ft	gallons	µg/L	µg/L	µg/L	µg/L	µg/L	µg/L	µg/L	µg/L	µg/L	µg/L	µg/L	millivolts	millivolts	µg/L	µg/L	µg/L	µg/L
C-4	03/08/2002 ³	36.49	16.78	19.71	0.00	0.00	7,000	1,300	67	280	390	610	-	-	-	-	-	-	-	-	-	-	-
C-4	06/19/2002 ³	36.49	18.80	17.69	0.00	0.00	3,100	130	6.5	29	55	250	-	-	-	-	-	-	-	-	-	-	-
C-4	09/11/2002 ³	36.49	20.30	16.19	0.00	0.00	820	6.2	1.0	2.2	2.5	26	-	-	-	-	-	-	-	-	-	-	-
C-4	12/11/2002 ³	36.49	21.97	14.52	0.00	0.00	<50	0.74	<0.50	<0.50	<1.5	9.3	-	-	-	-	-	-	-	-	-	-	-
C-4	03/11/2003 ³	36.49	18.39	18.10	0.00	0.00	5,500	490	12	100	210	330	-	-	-	-	-	-	-	-	-	-	-
C-4	06/10/2003 ^{3,7}	36.49	18.75	17.74	0.00	0.00	3,300	370	15	120	200	200	-	-	-	-	-	-	-	-	-	-	-
C-4	09/09/2003 ^{3,7}	36.49	20.79	15.70	0.00	0.00	690	8	0.8	5	5	30	<50	-	-	-	-	-	-	-	-	-	-
C-4	12/09/2003 ^{7,9}	36.49	20.30	16.19	0.00	0.00	<50	<0.5	<0.5	<0.5	<0.5	57	<50	-	-	-	-	-	-	-	-	-	-
C-4	03/09/2004 ⁷	36.49	13.46	23.03	0.00	0.00	15,000	1,600	73	520	460	230	<250	-	-	-	-	-	-	-	-	-	-
C-4	06/08/2004 ⁷	36.49	17.02	19.47	0.00	0.00	550	120	2	0.7	5	93	<50	-	-	-	-	-	-	-	-	-	-
C-4	09/08/2004 ⁷	36.49	17.58	18.91	0.00	0.00	<50	<0.5	<0.5	<0.5	<0.5	37	<50	-	-	-	-	-	-	-	-	-	-
C-4	12/06/2004 ⁷	36.49	16.78	19.71	0.00	0.00	7,000	1,600	39	230	260	180	<50	-	-	-	-	-	-	-	-	-	-
C-4	03/07/2005 ⁷	36.49	12.16	24.33	0.00	0.00	9,500	2,100	67	330	160	170	<250	-	-	-	-	-	-	-	-	-	-
C-4	06/06/2005 ⁷	36.49	13.63	22.86	0.00	0.00	7,700	2,000	39	280	130	130	<250	-	-	-	-	-	-	-	-	-	-
C-4	09/06/2005 ⁷	36.49	15.70	20.79	0.00	0.00	3,600	830	10	79	21	110	<50	-	-	-	-	-	-	-	-	-	-
C-4	12/05/2005 ⁷	36.49	16.45	20.04	0.00	0.00	4,400	1,000	11	80	23	120	<250	-	-	-	-	-	-	-	-	-	-
C-4	03/06/2006 ⁷	36.49	12.95	23.54	0.00	0.00	10,000	2,400	92	240	170	130	<500	-	-	-	-	-	-	-	-	-	-
C-4	06/05/2006 ⁷	36.49	11.02	25.47	0.00	0.00	16,000	3,300	160	350	370	150	<500	-	-	-	-	-	-	-	-	-	-
C-4	09/05/2006 ⁷	36.49	12.60	23.89	0.00	0.00	9,600	1,400	29	200	78	81	<100	-	-	-	-	-	-	-	-	-	-
C-4	12/04/2006 ⁷	36.49	13.20	23.29	0.00	0.00	13,000	1,800	40	150	99	100	<250	-	-	-	-	-	-	-	-	-	-
C-4	03/05/2007 ⁷	36.49	10.65	25.84	0.00	0.00	11,000	2,800	58	230	270	100	<500	-	-	-	-	-	-	-	-	-	-
C-4	06/04/2007 ⁷	36.49	11.54	24.95	0.00	0.00	13,000	3,500	87	300	230	94	<250	-	-	-	-	-	-	-	-	-	-
C-4	09/07/2007 ⁷	36.49	12.50	23.99	0.00	0.00	5,100	1,000	24	70	43	39	<130	-	-	-	-	-	-	-	-	-	-

Table 1

**Groundwater Monitoring and Sampling Data
Chevron Service Station 90076
4265 Foothill Boulevard
Oakland, California**

Location	Date	TOC	DTW	GWE	LNAPLT	LNAPL REMOVED	HYDROCARBONS	PRIMARY VOCS					ADDITIONAL VOCS	FIELD PARAMETERS				GENERAL CHEMISTRY					
							TPH-GRO	B	T	E	X	MTBE by SW8260	ETHANOL	Dissolved oxygen, prepurge	Dissolved oxygen, postpurge	Oxidation reduction potential, prepurge	Oxidation reduction potential, postpurge	Alkalinity, total (as CaCO3)	Ferrous iron	Nitrate (as N)	Sulfate		
	Units	ft	ft	ft-amsl	ft	gallons	µg/L	µg/L	µg/L	µg/L	µg/L	µg/L	µg/L	µg/L	µg/L	µg/L	µg/L	millivolts	millivolts	µg/L	µg/L	µg/L	µg/L
C-4	12/06/2007 ⁷	36.49	12.42	24.07	0.00	0.00	9,900	2,000	65	210	210	74	<130	-	-	-	-	-	-	-	-	-	-
C-4	03/06/2008 ⁷	36.49	10.14	26.35	0.00	0.00	17,000	3,500	210	510	510	77	<250	-	-	-	-	-	-	-	-	-	-
C-4	06/05/2008 ⁷	36.49	11.58	24.91	0.00	0.00	12,000	3,500	120	300	240	76	<250	-	-	-	-	-	-	-	-	-	-
C-4	09/03/2008 ⁷	36.49	12.47	24.02	0.00	0.00	13,000	3,400	72	210	130	73	<250	-	-	-	-	-	-	-	-	-	-
C-4	12/03/2008 ⁷	36.49	14.08	22.41	0.00	0.00	12,000	2,600	55	200	160	60	<250	-	-	-	-	-	-	-	-	-	-
C-4	03/04/2009	36.49	12.48	24.01	0.00	0.00	14,000	2,500	78	350	340	58	<250	-	-	-	-	-	-	-	-	-	-
C-4	06/09/2009 ⁷	36.49	11.55	24.94	0.00	0.00	13,000	2,500	69	260	140	55	<100	-	-	-	-	-	-	-	-	-	-
C-4	09/30/2009 ⁷	36.49	12.25	24.24	0.00	0.00	10,000	1,900	40	140	87	44	<100	-	-	-	-	-	-	-	-	-	-
C-4	03/22/2010 ⁷	36.49	10.37	26.12	0.00	0.00	13,000	2,500	74	260	260	46	<50	-	-	-	-	-	-	-	-	-	-
C-4	09/16/2010	36.49	11.75	24.74	0.00	0.00	9,700	1,300	33	160	120	27	<100	-	-	-	-	-	-	-	-	-	-
C-4	03/08/2011	36.49	9.90	26.59	0.00	0.00	9,200	1,900	42	190	130	24	<250	-	-	-	-	-	-	-	-	-	-
C-4	09/28/2011	36.49	10.83	25.66	0.00	0.00	8,200	1,300	24	94	65	25	<250	-	-	-	-	-	-	-	-	-	-
C-4	03/08/2012	36.49	13.74	22.75	0.00	0.00	8,800	1,600	36	130	90	21	<500	-	-	-	-	-	-	-	-	-	-
C-4	09/20/2012	36.49	12.10	24.39	0.00	0.00	10,000	1,300	34	150	95	17	<500	-	-	-	-	-	-	-	-	-	-
C-4	03/20/2013	36.49	8.97	27.52	0.00	0.00	6,300	1,300	33	110	60	20	<100	-	-	-	-	-	-	-	-	-	-
C-4	09/18/2013	36.49	9.73	26.76	0.00	0.00	6,900	740	15	65	57	5	<50	-	-	-	-	-	-	-	-	-	-
C-4	03/13/2014	36.49	9.97	26.52	0.00	0.00	10,000	1,400	40	150	84	13	<100	-	-	-	-	-	-	-	-	-	-
C-4	09/25/2014	36.49	12.00	24.49	0.00	0.00	6,400	1,300	19	34	31	18	<250	-	-	-	-	-	-	-	-	-	-
C-4	03/10/2015	38.69	11.42	27.27	0.00	0.00	8,800	1,400	30	99	50	13 J	<1,000	-	-	-	-	-	-	-	-	-	-
C-4	06/19/2015	38.69	11.78	26.91	0.00	0.00	-	-	-	-	-	-	-	-	-	-	-	-	-	-	-	-	-
C-4	09/15/2015	38.69	12.10	26.59	0.00	0.00	8,200	730	12	42	29	7	<250	-	-	-	-	-	-	-	-	-	-
C-4	12/22/2015	38.69	11.66	27.03	0.00	0.00	7,600	490	11	49	37	7	<250	-	-	-	-	-	-	-	-	-	-
C-4	03/08/2016	38.69	9.22	29.47	0.00	0.00	6,300	910	19	15	38	9 J	<500	-	-	-	-	-	-	-	-	-	-

Table 1

**Groundwater Monitoring and Sampling Data
Chevron Service Station 90076
4265 Foothill Boulevard
Oakland, California**

Location	Date	TOC	DTW	GWE	LNAPLT	LNAPL REMOVED	HYDROCARBONS	PRIMARY VOCS					ADDITIONAL VOCS	FIELD PARAMETERS				GENERAL CHEMISTRY					
							TPH-GRO	B	T	E	X	MTBE by SW8260	ETHANOL	Dissolved oxygen, prepurge	Dissolved oxygen, postpurge	Oxidation reduction potential, prepurge	Oxidation reduction potential, postpurge	Alkalinity, total (as CaCO3)	Ferrous iron	Nitrate (as N)	Sulfate		
	Units	ft	ft	ft-amsl	ft	gallons	µg/L	µg/L	µg/L	µg/L	µg/L	µg/L	µg/L	µg/L	µg/L	µg/L	µg/L	millivolts	millivolts	µg/L	µg/L	µg/L	µg/L
C-4	09/30/2016	38.69	13.52	25.17	0.00	0.00	5,100	730	13	13	18	9 J	<2,500	-	-	-	-	-	-	-	-	-	-
C-4	12/30/2016 ¹⁵	38.69	9.78	28.91	0.00	0.00	-	-	-	-	-	-	-	-	-	-	-	-	-	-	-	-	-
C-4	03/07/2017	38.69	7.79	30.90	0.00	0.00	9,900	1,300	39	85	100	9 J	<2,500	-	-	-	-	-	-	-	-	-	-
C-5	08/27/1990	35.50	29.83	5.67	0.00	0.00	<50	<0.3	<0.3	<0.3	<0.6	-	-	-	-	-	-	-	-	-	-	-	-
C-5	11/14/1990	35.50	30.56	4.94	0.00	0.00	-	-	-	-	-	-	-	-	-	-	-	-	-	-	-	-	-
C-5	06/18/1991	35.50	28.52	6.98	0.00	0.00	<50	<0.5	<0.5	<0.5	-	-	-	-	-	-	-	-	-	-	-	-	-
C-5	09/19/1991	35.50	29.51	5.99	0.00	0.00	<50	<0.5	<0.5	<0.5	<0.5	-	-	-	-	-	-	-	-	-	-	-	-
C-5	12/20/1991	35.50	29.96	5.54	0.00	0.00	<50	<0.5	<0.5	<0.5	<0.5	-	-	-	-	-	-	-	-	-	-	-	-
C-5	03/18/1992	35.50	25.92	9.58	0.00	0.00	<50	<0.5	<0.5	<0.5	<0.5	-	-	-	-	-	-	-	-	-	-	-	-
C-5	07/14/1992	35.50	28.00	7.50	0.00	0.00	<50	<0.5	<0.5	<0.5	<0.5	-	-	-	-	-	-	-	-	-	-	-	-
C-5	10/08/1992	35.50	28.65	6.85	0.00	0.00	<50	<0.5	<0.5	<0.5	<0.5	-	-	-	-	-	-	-	-	-	-	-	-
C-5	01/08/1993	35.50	26.02	9.48	0.00	0.00	<50	<0.5	<0.5	<0.5	<0.5	-	-	-	-	-	-	-	-	-	-	-	-
C-5	04/14/1993	35.50	24.04	11.46	0.00	0.00	<50	<0.5	<0.5	<0.5	<0.5	-	-	-	-	-	-	-	-	-	-	-	-
C-5	07/16/1993	35.50	25.21	10.29	0.00	0.00	<50	<0.5	<0.5	<0.5	<0.5	-	-	-	-	-	-	-	-	-	-	-	-
C-5	09/21/1993	38.50	26.36	12.14	0.00	0.00	60	10	8.1	1.9	9.4	-	-	-	-	-	-	-	-	-	-	-	-
C-5	01/28/1994	38.50	25.90	12.60	0.00	0.00	<50	<0.5	<0.5	<0.5	<0.5	-	-	-	-	-	-	-	-	-	-	-	-
C-5	03/17/1994	38.50	24.50	14.00	0.00	0.00	<50	<0.5	<0.5	<0.5	<0.5	-	-	-	-	-	-	-	-	-	-	-	-
C-5	06/16/1994	38.50	24.40	14.10	0.00	0.00	<50	<0.5	<0.5	<0.5	<0.5	-	-	-	-	-	-	-	-	-	-	-	-
C-5	09/22/1994	38.50	25.16	13.34	0.00	0.00	<50	<0.5	<0.5	<0.5	<0.5	-	-	-	-	-	-	-	-	-	-	-	-
C-5	12/15/1994	38.50	22.89	15.61	0.00	0.00	<50	<0.5	<0.5	<0.5	<0.5	-	-	-	-	-	-	-	-	-	-	-	-
C-5	03/30/1995	38.50	18.54	19.96	0.00	0.00	<50	<0.5	<0.5	<0.5	<0.5	-	-	-	-	-	-	-	-	-	-	-	-
C-5	06/20/1995	38.50	20.13	18.37	0.00	0.00	<50	<0.5	<0.5	<0.5	<0.5	-	-	-	-	-	-	-	-	-	-	-	-

Table 1

**Groundwater Monitoring and Sampling Data
Chevron Service Station 90076
4265 Foothill Boulevard
Oakland, California**

Location	Date	TOC	DTW	GWE	LNAPLT	LNAPL REMOVED	HYDROCARBONS	PRIMARY VOCS					ADDITIONAL VOCS	FIELD PARAMETERS				GENERAL CHEMISTRY				
							TPH-GRO	B	T	E	X	MTBE by SW8260	ETHANOL	Dissolved oxygen, prepurge	Dissolved oxygen, postpurge	Oxidation reduction potential, prepurge	Oxidation reduction potential, postpurge	Alkalinity, total (as CaCO3)	Ferrous iron	Nitrate (as N)	Sulfate	
	Units	ft	ft	ft-amsl	ft	gallons	µg/L	µg/L	µg/L	µg/L	µg/L	µg/L	µg/L	µg/L	µg/L	µg/L	millivolts	millivolts	µg/L	µg/L	µg/L	µg/L
C-5	09/20/1995	38.50	24.34	14.16	0.00	0.00	<50	<0.5	<0.5	<0.5	<0.5	-	-	-	-	-	-	-	-	-	-	-
C-5	12/06/1995	38.50	24.10	14.40	0.00	0.00	<50	<0.5	<0.5	<0.5	<0.5	<2.5	-	-	-	-	-	-	-	-	-	-
C-5	03/21/1996	38.50	18.40	20.10	0.00	0.00	<50	<0.5	<0.5	<0.5	<0.5	<2.5	-	-	-	-	-	-	-	-	-	-
C-5	06/06/1996	38.50	21.90	16.60	0.00	0.00	<50	<0.5	<0.5	<0.5	<0.5	<2.5	-	-	-	-	-	-	-	-	-	-
C-5	06/21/1996	38.50	20.27	18.23	0.00	0.00	<50	<0.5	<0.5	<0.5	<0.5	8.7	-	-	-	-	-	-	-	-	-	-
C-5	12/19/1996	38.50	21.15	17.35	0.00	0.00	<50	<0.5	<0.5	<0.5	<0.5	<2.5	-	-	-	-	-	-	-	-	-	-
C-5	03/17/1997	38.50	19.84	18.66	0.00	0.00	<50	<0.5	<0.5	<0.5	<0.5	<2.5	-	-	-	-	-	-	-	-	-	-
C-5	06/11/1997	38.50	21.60	16.90	0.00	0.00	<50	<0.5	<0.5	<0.5	<0.5	<2.5	-	-	-	-	-	-	-	-	-	-
C-5	09/17/1997 ¹²	38.50	27.83	10.67	0.00	0.00	-	-	-	-	-	-	-	-	-	-	-	-	-	-	-	-
C-5	12/11/1997	38.50	21.00	17.50	0.00	0.00	-	-	-	-	-	-	-	-	-	-	-	-	-	-	-	-
C-5	03/12/1998	38.50	16.42	22.08	0.00	0.00	<50	<0.5	<0.5	<0.5	<0.5	<2.5	-	1.7	1.9	70	169	210	0.074	69	74	-
C-5	06/23/1998	38.50	16.98	21.52	0.00	0.00	-	-	-	-	-	-	-	-	-	-	-	-	-	-	-	-
C-5	09/01/1998	38.50	20.42	18.08	0.00	0.00	-	-	-	-	-	-	-	-	-	-	-	-	-	-	-	-
C-5	12/30/1998	38.50	20.79	17.71	0.00	0.00	-	-	-	-	-	-	-	-	-	-	-	-	-	-	-	-
C-5	03/31/1999	38.50	17.05	21.45	0.00	0.00	<50	<0.5	<0.5	<0.5	<0.5	15	-	12.8	6.7	92	97	254	<500 ¹⁴	16.7	69.7	-
C-5	06/14/1999	38.50	17.48	21.02	0.00	0.00	-	-	-	-	-	-	-	-	-	-	-	-	-	-	-	-
C-5	09/30/1999	38.50	18.73	19.77	0.00	0.00	-	-	-	-	-	-	-	-	-	-	-	-	-	-	-	-
C-5	12/22/1999	38.50	22.18	16.32	0.00	0.00	-	-	-	-	-	-	-	-	-	-	-	-	-	-	-	-
C-5	03/09/2000	38.50	16.98	21.52	0.00	0.00	<50	<0.5	<0.5	<0.5	0.87	3.5	-	2.8	3.6	120	118	230	0.39	60	74	-
C-5	06/23/2000 ¹²	38.50	19.65	18.85	0.00	0.00	-	-	-	-	-	-	-	-	-	-	-	-	-	-	-	-
C-5	09/05/2000	38.50	20.47	18.03	0.00	0.00	-	-	-	-	-	-	-	-	-	-	-	-	-	-	-	-
C-5	12/04/2000	38.50	21.46	17.04	0.00	0.00	-	-	-	-	-	-	-	-	-	-	-	-	-	-	-	-
C-5	03/08/2001	38.50	17.53	20.97	0.00	0.00	<50.0	<0.500	<0.500	<0.500	<0.500	5.15	-	-	-	-	-	-	-	-	-	-

Table 1

**Groundwater Monitoring and Sampling Data
Chevron Service Station 90076
4265 Foothill Boulevard
Oakland, California**

Location	Date	TOC	DTW	GWE	LNAPLT	LNAPL REMOVED	HYDROCARBONS	PRIMARY VOCS					ADDITIONAL VOCS	FIELD PARAMETERS				GENERAL CHEMISTRY				
							TPH-GRO	B	T	E	X	MTBE by SW8260	ETHANOL	Dissolved oxygen, prepurge	Dissolved oxygen, postpurge	Oxidation reduction potential, prepurge	Oxidation reduction potential, postpurge	Alkalinity, total (as CaCO3)	Ferrous iron	Nitrate (as N)	Sulfate	
	Units	ft	ft	ft-amsl	ft	gallons	µg/L	µg/L	µg/L	µg/L	µg/L	µg/L	µg/L	µg/L	µg/L	µg/L	millivolts	millivolts	µg/L	µg/L	µg/L	µg/L
C-5	06/07/2001 ¹²	38.50	19.50	19.00	0.00	0.00	-	-	-	-	-	-	-	-	-	-	-	-	-	-	-	-
C-5	09/13/2001 ¹²	38.50	21.43	17.07	0.00	0.00	-	-	-	-	-	-	-	-	-	-	-	-	-	-	-	-
C-5	12/13/2001 ¹²	38.50	19.84	18.66	0.00	0.00	-	-	-	-	-	-	-	-	-	-	-	-	-	-	-	-
C-5	03/08/2002	38.50	18.18	20.32	0.00	0.00	<50	<0.50	<0.50	<0.50	<1.5	3.5	-	-	-	-	-	-	-	-	-	-
C-5	06/19/2002 ¹²	38.50	18.88	19.62	0.00	0.00	-	-	-	-	-	-	-	-	-	-	-	-	-	-	-	-
C-5	09/11/2002 ¹²	38.50	20.56	17.94	0.00	0.00	-	-	-	-	-	-	-	-	-	-	-	-	-	-	-	-
C-5	12/11/2002 ¹²	38.50	21.82	16.68	0.00	0.00	-	-	-	-	-	-	-	-	-	-	-	-	-	-	-	-
C-5	03/11/2003	38.50	18.96	19.54	0.00	0.00	<50	<0.50	<0.50	<0.50	<1.5	3.2	-	-	-	-	-	-	-	-	-	-
C-5	06/10/2003 ¹²	38.50	18.87	19.63	0.00	0.00	-	-	-	-	-	-	-	-	-	-	-	-	-	-	-	-
C-5	09/09/2003 ¹²	38.50	20.68	17.82	0.00	0.00	-	-	-	-	-	-	-	-	-	-	-	-	-	-	-	-
C-5	12/09/2003 ¹²	38.50	20.25	18.25	0.00	0.00	-	-	-	-	-	-	-	-	-	-	-	-	-	-	-	-
C-5	03/09/2004 ⁷	38.50	16.68	21.82	0.00	0.00	<50	<0.5	<0.5	<0.5	<0.5	1	<50	-	-	-	-	-	-	-	-	-
C-5	06/08/2004 ¹²	38.50	19.34	19.16	0.00	0.00	-	-	-	-	-	-	-	-	-	-	-	-	-	-	-	-
C-5	09/08/2004 ¹²	38.50	20.10	18.40	0.00	0.00	-	-	-	-	-	-	-	-	-	-	-	-	-	-	-	-
C-5	12/06/2004 ¹²	38.50	19.75	18.75	0.00	0.00	-	-	-	-	-	-	-	-	-	-	-	-	-	-	-	-
C-5	03/07/2005 ⁷	38.50	18.15	20.35	0.00	0.00	<50	<0.5	<0.5	<0.5	<0.5	<0.5	<50	-	-	-	-	-	-	-	-	-
C-5	06/06/2005 ¹²	38.50	19.36	19.14	0.00	0.00	-	-	-	-	-	-	-	-	-	-	-	-	-	-	-	-
C-5	09/06/2005 ¹²	38.50	18.26	20.24	0.00	0.00	-	-	-	-	-	-	-	-	-	-	-	-	-	-	-	-
C-5	12/05/2005 ¹²	38.50	17.91	20.59	0.00	0.00	-	-	-	-	-	-	-	-	-	-	-	-	-	-	-	-
C-5	03/06/2006 ⁷	38.50	18.20	20.30	0.00	0.00	<50	<0.5	<0.5	<0.5	<0.5	<0.5	<50	-	-	-	-	-	-	-	-	-
C-5	06/05/2006 ¹²	38.50	15.87	22.63	0.00	0.00	-	-	-	-	-	-	-	-	-	-	-	-	-	-	-	-
C-5	09/05/2006 ¹²	38.50	18.78	19.72	0.00	0.00	-	-	-	-	-	-	-	-	-	-	-	-	-	-	-	-
C-5	12/04/2006 ¹²	38.50	18.71	19.79	0.00	0.00	-	-	-	-	-	-	-	-	-	-	-	-	-	-	-	-

Table 1

**Groundwater Monitoring and Sampling Data
Chevron Service Station 90076
4265 Foothill Boulevard
Oakland, California**

Location	Date	TOC	DTW	GWE	LNAPLT	LNAPL REMOVED	HYDROCARBONS	PRIMARY VOCS					ADDITIONAL VOCS	FIELD PARAMETERS				GENERAL CHEMISTRY				
							TPH-GRO	B	T	E	X	MTBE by SW8260	ETHANOL	Dissolved oxygen, prepurge	Dissolved oxygen, postpurge	Oxidation reduction potential, prepurge	Oxidation reduction potential, postpurge	Alkalinity, total (as CaCO3)	Ferrous iron	Nitrate (as N)	Sulfate	
	Units	ft	ft	ft-amsl	ft	gallons	µg/L	µg/L	µg/L	µg/L	µg/L	µg/L	µg/L	µg/L	µg/L	µg/L	millivolts	millivolts	µg/L	µg/L	µg/L	µg/L
C-5	03/05/2007 ⁷	38.50	16.27	22.23	0.00	0.00	<50	<0.5	<0.5	<0.5	<0.5	1	<50	-	-	-	-	-	-	-	-	-
C-5	06/04/2007 ¹²	38.50	16.27	22.23	0.00	0.00	-	-	-	-	-	-	-	-	-	-	-	-	-	-	-	-
C-5	09/07/2007 ¹²	38.50	18.91	19.59	0.00	0.00	-	-	-	-	-	-	-	-	-	-	-	-	-	-	-	-
C-5	12/06/2007 ¹²	38.50	19.35	19.15	0.00	0.00	-	-	-	-	-	-	-	-	-	-	-	-	-	-	-	-
C-5	03/06/2008 ⁷	38.50	15.84	22.66	0.00	0.00	<50	<0.5	<0.5	<0.5	<0.5	0.7	<50	-	-	-	-	-	-	-	-	-
C-5	06/05/2008 ¹²	38.50	17.41	21.09	0.00	0.00	-	-	-	-	-	-	-	-	-	-	-	-	-	-	-	-
C-5	09/03/2008 ¹²	38.50	19.31	19.19	0.00	0.00	-	-	-	-	-	-	-	-	-	-	-	-	-	-	-	-
C-5	12/03/2008 ¹²	38.50	20.41	18.09	0.00	0.00	-	-	-	-	-	-	-	-	-	-	-	-	-	-	-	-
C-5	03/04/2009	38.50	16.41	22.09	0.00	0.00	<50	<0.5	<0.5	<0.5	<0.5	2	<50	-	-	-	-	-	-	-	-	-
C-5	06/09/2009 ⁷	38.50	18.33	12.17	0.00	0.00	-	-	-	-	-	-	-	-	-	-	-	-	-	-	-	-
C-5	09/30/2009 ⁷	38.50	19.95	18.55	0.00	0.00	-	-	-	-	-	-	-	-	-	-	-	-	-	-	-	-
C-5	03/22/2010 ⁷	38.50	16.34	22.16	0.00	0.00	<50	1	<0.5	<0.5	<0.5	3	<50	-	-	-	-	-	-	-	-	-
C-5	09/16/2010 ¹²	38.50	19.20	19.30	0.00	0.00	-	-	-	-	-	-	-	-	-	-	-	-	-	-	-	-
C-5	03/08/2011 ¹²	38.50	16.80	21.70	0.00	0.00	110	3	<0.5	2	2	3	<50	-	-	-	-	-	-	-	-	-
C-5	09/28/2011 ¹²	38.50	9.41	29.09	0.00	0.00	-	-	-	-	-	-	-	-	-	-	-	-	-	-	-	-
C-5	03/08/2012 ¹²	38.50	20.00	18.50	0.00	0.00	96 J	10	0.7 J	3	3	34	<50	-	-	-	-	-	-	-	-	-
C-5	09/20/2012 ¹²	38.50	20.22	18.28	0.00	0.00	-	-	-	-	-	-	-	-	-	-	-	-	-	-	-	-
C-5	03/20/2013	38.50	18.23	20.27	0.00	0.00	<50	6	<0.5	1	<0.5	13	<50	-	-	-	-	-	-	-	-	-
C-5	09/18/2013 ¹²	38.50	20.29	18.21	0.00	0.00	-	-	-	-	-	-	-	-	-	-	-	-	-	-	-	-
C-5	03/13/2014 ¹²	38.50	20.26	18.24	0.00	0.00	64 J	4	<0.5	0.5 J	<0.5	4	<50	-	-	-	-	-	-	-	-	-
C-5	09/25/2014 ¹²	38.50	21.09	17.41	0.00	0.00	-	-	-	-	-	-	-	-	-	-	-	-	-	-	-	-
C-5	03/10/2015	41.11	20.35	20.76	0.00	0.00	<50	<0.5	<0.5	<0.5	<0.5	9	<50	-	-	-	-	-	-	-	-	-
C-5	06/19/2015	41.11	20.63	20.48	0.00	0.00	-	-	-	-	-	-	-	-	-	-	-	-	-	-	-	-

Table 1

**Groundwater Monitoring and Sampling Data
Chevron Service Station 90076
4265 Foothill Boulevard
Oakland, California**

Location	Date	TOC	DTW	GWE	LNAPLT	LNAPL REMOVED	HYDROCARBONS	PRIMARY VOCS					ADDITIONAL VOCS	FIELD PARAMETERS				GENERAL CHEMISTRY				
							TPH-GRO	B	T	E	X	MTBE by SW8260	ETHANOL	Dissolved oxygen, prepurge	Dissolved oxygen, postpurge	Oxidation reduction potential, prepurge	Oxidation reduction potential, postpurge	Alkalinity, total (as CaCO3)	Ferrous iron	Nitrate (as N)	Sulfate	
	Units	ft	ft	ft-amsl	ft	gallons	µg/L	µg/L	µg/L	µg/L	µg/L	µg/L	µg/L	µg/L	µg/L	µg/L	millivolts	millivolts	µg/L	µg/L	µg/L	µg/L
C-5	09/15/2015	41.11	21.30	19.81	0.00	0.00	-	-	-	-	-	-	-	-	-	-	-	-	-	-	-	-
C-5	12/22/2015 ¹²	41.11	21.04	20.07	0.00	0.00	-	-	-	-	-	-	-	-	-	-	-	-	-	-	-	-
C-5	03/08/2016	41.11	18.98	22.13	0.00	0.00	81 J	3	<0.5	0.7 J	<0.5	6	<50	-	-	-	-	-	-	-	-	-
C-5	09/29/2016 ¹²	41.11	21.48	19.63	0.00	0.00	-	-	-	-	-	-	-	-	-	-	-	-	-	-	-	-
C-5	12/30/2016 ¹²	41.11	18.31	22.80	0.00	0.00	-	-	-	-	-	-	-	-	-	-	-	-	-	-	-	-
C-5	03/07/2017	41.11	15.91	25.20	0.00	0.00	56 J	0.9 J	<1	<1	<1	5	<250	-	-	-	-	-	-	-	-	-
C-6	08/27/1990	32.40	44.11	-11.71	0.00	0.00	7,200	2,100	6.0	41	300	-	-	-	-	-	-	-	-	-	-	-
C-6	11/14/1990	32.40	44.03	-11.63	0.00	0.00	-	-	-	-	-	-	-	-	-	-	-	-	-	-	-	-
C-6	06/18/1991	32.40	43.49	-11.09	0.00	0.00	4,400	2,500	18	160	77	-	-	-	-	-	-	-	-	-	-	-
C-6	09/19/1991	32.40	34.32	-1.92	0.00	0.00	3,100	1,600	8.3	73	8.0	-	-	-	-	-	-	-	-	-	-	-
C-6	12/20/1991	32.40	41.35	-8.95	0.00	0.00	4,400	1,300	3.2	74	10	-	-	-	-	-	-	-	-	-	-	-
C-6	03/18/1992	32.40	40.69	-8.29	0.00	0.00	9,800	3,200	34	250	500	-	-	-	-	-	-	-	-	-	-	-
C-6	07/14/1992	32.40	38.89	-6.49	0.00	0.00	6,500	2,200	100	96	240	-	-	-	-	-	-	-	-	-	-	-
C-6	10/08/1992	32.40	38.67	-6.27	0.00	0.00	1,800	1,000	3.1	15	41	-	-	-	-	-	-	-	-	-	-	-
C-6	01/08/1993	32.40	37.81	-5.41	0.00	0.00	5,200	1,600	6.8	63	120	-	-	-	-	-	-	-	-	-	-	-
C-6	04/14/1993	32.40	34.70	-2.30	0.00	0.00	11,000	1,800	13	110	200	-	-	-	-	-	-	-	-	-	-	-
C-6	07/16/1993	32.40	33.87	-1.47	0.00	0.00	4,800	820	10	41	57	-	-	-	-	-	-	-	-	-	-	-
C-6	09/21/1993	35.40	33.98	1.42	0.00	0.00	4,100	1,200	<50	75	130	-	-	-	-	-	-	-	-	-	-	-
C-6	01/28/1994	35.40	33.86	1.54	0.00	0.00	3,100	930	14	40	34	-	-	-	-	-	-	-	-	-	-	-
C-6	03/17/1994	35.40	32.31	3.09	0.00	0.00	5,100	950	18	61	83	-	-	-	-	-	-	-	-	-	-	-
C-6	06/16/1994	35.40	31.50	3.90	0.00	0.00	3,800	970	6.4	52	62	-	-	-	-	-	-	-	-	-	-	-
C-6	09/22/1994	35.40	31.22	4.18	0.00	0.00	4,100	980	7.8	43	48	-	-	-	-	-	-	-	-	-	-	-

Table 1

**Groundwater Monitoring and Sampling Data
Chevron Service Station 90076
4265 Foothill Boulevard
Oakland, California**

Location	Date	TOC	DTW	GWE	LNAPLT	LNAPL REMOVED	HYDROCARBONS	PRIMARY VOCS					ADDITIONAL VOCS	FIELD PARAMETERS				GENERAL CHEMISTRY					
							TPH-GRO	B	T	E	X	MTBE by SW8260	ETHANOL	Dissolved oxygen, prepurge	Dissolved oxygen, postpurge	Oxidation reduction potential, prepurge	Oxidation reduction potential, postpurge	Alkalinity, total (as CaCO ₃)	Ferrous iron	Nitrate (as N)	Sulfate		
	Units	ft	ft	ft-amsl	ft	gallons	µg/L	µg/L	µg/L	µg/L	µg/L	µg/L	µg/L	µg/L	µg/L	µg/L	µg/L	millivolts	millivolts	µg/L	µg/L	µg/L	µg/L
C-6	12/15/1994	35.40	31.40	4.00	0.00	0.00	5,000	1,400	<20	73	61	-	-	-	-	-	-	-	-	-	-	-	-
C-6	03/30/1995	35.40	26.38	9.02	0.00	0.00	5,500	1,700	<13	120	97	-	-	-	-	-	-	-	-	-	-	-	-
C-6	06/20/1995	35.40	25.01	10.39	0.00	0.00	1,700	470	<10	29	16	-	-	-	-	-	-	-	-	-	-	-	-
C-6	09/20/1995	35.40	24.05	11.35	0.00	0.00	3,500	770	<5.0	45	17	-	-	-	-	-	-	-	-	-	-	-	-
C-6	12/06/1995	35.40	28.12	7.28	0.00	0.00	3,100	710	<10	41	20	<50	-	-	-	-	-	-	-	-	-	-	-
C-6	03/21/1996	35.40	23.12	12.28	0.00	0.00	1,400	330	<2.5	15	8.1	19	-	-	-	-	-	-	-	-	-	-	-
C-6	06/21/1996	35.40	23.50	11.90	0.00	0.00	2,200	560	<5.0	18	<5.0	77	-	-	-	-	-	-	-	-	-	-	-
C-6	09/06/1996	35.40	24.83	10.57	0.00	0.00	2,800	720	<10	13	<10	160	-	-	-	-	-	-	-	-	-	-	-
C-6	12/19/1996	35.40	24.50	10.90	0.00	0.00	830	320	<2.5	<2.5	<2.5	14	-	-	-	-	-	-	-	-	-	-	-
C-6	03/17/1997	35.40	22.59	12.81	0.00	0.00	2,200	500	<10	25	<10	<50	-	-	-	-	-	-	-	-	-	-	-
C-6	06/11/1997	35.40	23.76	11.64	0.00	0.00	3,000	570	<5.0	29	10	220	-	-	-	-	-	-	-	-	-	-	-
C-6	09/17/1997	35.40	24.74	10.66	0.00	0.00	1,400	330	<5.0	<5.0	<5.0	76	-	1.5	1.2	-57	-48	620	1.1	<1.0	18	-	-
C-6	12/11/1997	35.40	24.65	10.75	0.00	0.00	1,600	230	<5.0	7.3	6.4	46	-	-	-	-	-	-	-	-	-	-	-
C-6	03/12/1998	35.40	27.12	8.28	0.00	0.00	980	300	<5.0	15	12	49	-	14.1	11.3	173	174	200	0.11	14	14	-	-
C-6	06/23/1998 ³	35.40	27.92	7.48	0.00	0.00	220	35	<0.5	2.5	1.1	<2.5	-	-	-	-	-	-	-	-	-	-	-
C-6	09/01/1998	35.40	31.60	3.80	0.00	0.00	1,800	370	2.8	19	5	44	-	-	-	-	-	-	-	-	-	-	-
C-6	12/30/1998	35.40	31.82	3.58	0.00	0.00	1,600	244	<1.0	8.53	<1.0	54.9	-	-	-	-	-	-	-	-	-	-	-
C-6	03/31/1999	35.40	26.06	9.34	0.00	0.00	741	92.2	<1.0	6.60	<1.0	27.9	-	9.8	8.4	162	168	534	<500 ¹⁴	0.849	45.3	-	-
C-6	06/14/1999 ¹	35.40	29.68	5.72	0.00	0.00	434	110	<1.0	5.76	1.46	13/6.96 ²	-	-	-	-	-	-	-	-	-	-	-
C-6	09/30/1999	35.40	23.06	12.34	0.00	0.00	481	92.7	<1.0	3.69	<1.0	32.9	-	-	-	-	-	-	-	-	-	-	-
C-6	12/22/1999	35.40	22.55	12.85	0.00	0.00	1,310	158	2.16	5.5	1.41	113	-	1.02	1.22	-65	-60	614	0.36	0.421	32	-	-
C-6	03/09/2000	35.40	20.03	15.37	0.00	0.00	470	120	0.74	5.0	2.5	36	-	5.4	1.6	-113	-35	540	0.26	0.14	24	-	-
C-6	06/23/2000 ³	35.40	22.15	13.25	0.00	0.00	1,700 ⁴	210	<5.0	<5.0	5.8	64	-	-	-	-	-	-	-	-	-	-	-

Table 1

**Groundwater Monitoring and Sampling Data
Chevron Service Station 90076
4265 Foothill Boulevard
Oakland, California**

Location	Date	TOC	DTW	GWE	LNAPLT	LNAPL REMOVED	HYDROCARBONS	PRIMARY VOCS					ADDITIONAL VOCS	FIELD PARAMETERS				GENERAL CHEMISTRY				
							TPH-GRO	B	T	E	X	MTBE by SW8260	ETHANOL	Dissolved oxygen, prepurge	Dissolved oxygen, postpurge	Oxidation reduction potential, prepurge	Oxidation reduction potential, postpurge	Alkalinity, total (as CaCO3)	Ferrous iron	Nitrate (as N)	Sulfate	
	Units	ft	ft	ft-amsl	ft	gallons	µg/L	µg/L	µg/L	µg/L	µg/L	µg/L	µg/L	µg/L	µg/L	µg/L	millivolts	millivolts	µg/L	µg/L	µg/L	µg/L
C-6	09/05/2000 ³	35.40	27.05	8.35	0.00	0.00	740 ⁴	99	0.60	5.1	2.2	80	-	1.90	2.73	45	31	550	0.18	<1.0	38	
C-6	12/04/2000	35.40	25.15	10.25	0.00	0.00	450 ⁴	31	0.71	<0.50	<0.50	54	-	-	-	-	-	-	-	-	-	
C-6	03/08/2001 ³	35.40	23.84	11.56	0.00	0.00	1,550	228	3.93	19.9	32.5	46.2	-	-	-	-	-	-	-	-	-	
C-6	06/07/2001 ³	35.40	25.73	9.67	0.00	0.00	360 ⁴	21	1.8	2.4	3.8	100	-	-	-	-	-	-	-	-	-	
C-6	09/13/2001 ³	35.40	23.80	11.60	0.00	0.00	950	180	<5.0	5.9	<5.0	170	-	-	-	-	-	-	-	-	-	
C-6	12/13/2001 ³	35.40	25.19	10.21	0.00	0.00	2,000	170	0.86	6.4	4.1	77	-	-	-	-	-	-	-	-	-	
C-6	03/08/2002 ³	35.40	21.08	14.32	0.00	0.00	600	33	0.91	1.8	<1.5	90	-	-	-	-	-	-	-	-	-	
C-6	06/19/2002 ³	35.40	24.62	10.78	0.00	0.00	370	11	<0.50	<0.50	<1.5	88	-	-	-	-	-	-	-	-	-	
C-6	09/11/2002 ³	35.40	29.00	6.40	0.00	0.00	490	16	0.50	<0.50	<1.5	120	-	-	-	-	-	-	-	-	-	
C-6	12/11/2002 ³	35.40	24.18	11.22	0.00	0.00	430	17	<0.50	<0.50	<1.5	100	-	-	-	-	-	-	-	-	-	
C-6	03/11/2003 ³	35.40	27.70	7.70	0.00	0.00	410	8.8	0.88	<0.50	<1.5	120	-	-	-	-	-	-	-	-	-	
C-6	06/10/2003 ^{3,7}	35.40	21.60	13.80	0.00	0.00	460	10	<0.5	<0.5	<0.5	100	-	-	-	-	-	-	-	-	-	
C-6	09/09/2003 ¹³	35.40	-	-	0.00	0.00	-	-	-	-	-	-	-	-	-	-	-	-	-	-	-	
C-6	12/09/2003 ^{7,9}	35.40	25.89	9.51	0.00	0.00	1,700	69	<0.5	3	0.6	83	<50	-	-	-	-	-	-	-	-	
C-6	03/09/2004 ⁷	35.40	19.51	15.89	0.00	0.00	6,800	280	1	10	4	96	<50	-	-	-	-	-	-	-	-	
C-6	06/08/2004 ⁷	35.40	20.83	14.57	0.00	0.00	560	13	<0.5	<0.5	0.5	68	<50	-	-	-	-	-	-	-	-	
C-6	09/08/2004 ⁷	35.40	21.88	13.52	0.00	0.00	290	16	<0.5	<0.5	<0.5	50	<50	-	-	-	-	-	-	-	-	
C-6	12/06/2004 ⁷	35.40	21.34	14.06	0.00	0.00	290	18	<0.5	0.5	<0.5	44	<50	-	-	-	-	-	-	-	-	
C-6	03/07/2005 ⁷	35.40	18.27	17.13	0.00	0.00	2,500	150	0.7	5	2	71	<50	-	-	-	-	-	-	-	-	
C-6	06/06/2005 ⁷	35.40	18.52	16.88	0.00	0.00	1,900	110	<1	3	2	59	<100	-	-	-	-	-	-	-	-	
C-6	09/06/2005 ⁷	35.40	20.38	15.02	0.00	0.00	800	16	<0.5	0.5	0.6	51	<50	-	-	-	-	-	-	-	-	
C-6	12/05/2005 ⁷	35.40	20.06	15.34	0.00	0.00	540	15	<0.5	<0.5	0.6	45	<50	-	-	-	-	-	-	-	-	
C-6	03/06/2006 ⁷	35.40	18.76	16.64	0.00	0.00	<50	<0.5	<0.5	<0.5	<0.5	<50	<50	-	-	-	-	-	-	-	-	

Table 1

**Groundwater Monitoring and Sampling Data
Chevron Service Station 90076
4265 Foothill Boulevard
Oakland, California**

Location	Date	TOC	DTW	GWE	LNAPLT	LNAPL REMOVED	HYDROCARBONS	PRIMARY VOCS					ADDITIONAL VOCS	FIELD PARAMETERS				GENERAL CHEMISTRY				
							TPH-GRO	B	T	E	X	MTBE by SW8260	ETHANOL	Dissolved oxygen, prepurge	Dissolved oxygen, postpurge	Oxidation reduction potential, prepurge	Oxidation reduction potential, postpurge	Alkalinity, total (as CaCO3)	Ferrous iron	Nitrate (as N)	Sulfate	
	Units	ft	ft	ft-amsl	ft	gallons	µg/L	µg/L	µg/L	µg/L	µg/L	µg/L	µg/L	µg/L	µg/L	µg/L	millivolts	millivolts	µg/L	µg/L	µg/L	µg/L
C-6	06/05/2006 ⁷	35.40	17.80	17.60	0.00	0.00	<50	<0.5	<0.5	<0.5	<0.5	0.7	<50	-	-	-	-	-	-	-	-	-
C-6	09/05/2006 ⁷	35.40	20.00	15.40	0.00	0.00	1,200	17	<0.5	0.7	0.8	29	<50	-	-	-	-	-	-	-	-	-
C-6	12/04/2006 ⁷	35.40	20.91	14.49	0.00	0.00	<50	<0.5	<0.5	<0.5	<0.5	<0.5	<50	-	-	-	-	-	-	-	-	-
C-6	03/05/2007 ⁷	35.40	18.95	16.45	0.00	0.00	<50	<0.5	<0.5	<0.5	<0.5	<0.5	<50	-	-	-	-	-	-	-	-	-
C-6	06/04/2007 ⁷	35.40	18.36	17.04	0.00	0.00	<50	<0.5	<0.5	<0.5	<0.5	3	<50	-	-	-	-	-	-	-	-	-
C-6	09/07/2007 ⁷	35.40	21.05	14.35	0.00	0.00	<50	<0.5	<0.5	<0.5	<0.5	<0.5	<50	-	-	-	-	-	-	-	-	-
C-6	12/06/2007 ⁷	35.40	21.87	13.53	0.00	0.00	<50	<0.5	<0.5	<0.5	<0.5	<0.5	<50	-	-	-	-	-	-	-	-	-
C-6	03/06/2008 ⁷	35.40	21.68	13.72	0.00	0.00	<50	<0.5	<0.5	<0.5	<0.5	<0.5	<50	-	-	-	-	-	-	-	-	-
C-6	06/05/2008 ⁷	35.40	21.25	14.15	0.00	0.00	<50	<0.5	<0.5	<0.5	<0.5	2	<50	-	-	-	-	-	-	-	-	-
C-6	09/03/2008 ⁷	35.40	21.40	14.00	0.00	0.00	56	0.8	<0.5	<0.5	<0.5	5	<50	-	-	-	-	-	-	-	-	-
C-6	12/03/2008 ⁷	35.40	22.18	13.22	0.00	0.00	120	2	<0.5	<0.5	<0.5	5	<50	-	-	-	-	-	-	-	-	-
C-6	03/04/2009	25.40	21.82	13.58	0.00	0.00	<50	<0.5	<0.5	<0.5	<0.5	12	<50	-	-	-	-	-	-	-	-	-
C-6	06/09/2009 ⁷	35.40	20.33	25.07	0.00	0.00	<50	<0.5	<0.5	<0.5	<0.5	1	<50	-	-	-	-	-	-	-	-	-
C-6	09/30/2009 ⁷	35.40	21.72	13.68	0.00	0.00	790 J	1	<0.5	<0.5	<0.5	8	<50	-	-	-	-	-	-	-	-	-
C-6	03/22/2010 ⁷	35.40	18.30	17.10	0.00	0.00	270	<0.5	<0.5	<0.5	<0.5	8	<50	-	-	-	-	-	-	-	-	-
C-6	09/16/2010	35.40	20.92	14.48	0.00	0.00	210	<0.5	<0.5	<0.5	<0.5	5	<50	-	-	-	-	-	-	-	-	-
C-6	03/08/2011	35.40	-	-	0.00	0.00	-	-	-	-	-	-	-	-	-	-	-	-	-	-	-	-
C-6	09/28/2011	35.40	20.69	14.71	0.00	0.00	59 J	<0.5	<0.5	<0.5	<0.5	4	<50	-	-	-	-	-	-	-	-	-
C-6	03/08/2012	35.40	21.23	14.17	0.00	0.00	1,700	2	<0.5	<0.5	0.8 J	6	<50	-	-	-	-	-	-	-	-	-
C-6	09/20/2012	35.40	21.76	13.64	0.00	0.00	2,700	2	<0.5	<0.5	<0.5	10	<50	-	-	-	-	-	-	-	-	-
C-6	03/20/2013	35.40	19.79	15.61	0.00	0.00	120	<0.5	<0.5	<0.5	<0.5	3	<50	-	-	-	-	-	-	-	-	-
C-6	09/18/2013	35.40	21.68	13.72	0.00	0.00	1,700	1	<0.5	<0.5	<0.5	7	<50	-	-	-	-	-	-	-	-	-
C-6	03/13/2014	35.40	21.10	14.30	0.00	0.00	120	<0.5	<0.5	<0.5	<0.5	4	<50	-	-	-	-	-	-	-	-	-

Table 1

**Groundwater Monitoring and Sampling Data
Chevron Service Station 90076
4265 Foothill Boulevard
Oakland, California**

Location	Date	TOC	DTW	GWE	LNAPLT	LNAPL REMOVED	HYDROCARBONS	PRIMARY VOCS					ADDITIONAL VOCS	FIELD PARAMETERS				GENERAL CHEMISTRY				
							TPH-GRO	B	T	E	X	MTBE by SW8260	ETHANOL	Dissolved oxygen, prepurge	Dissolved oxygen, postpurge	Oxidation reduction potential, prepurge	Oxidation reduction potential, postpurge	Alkalinity, total (as CaCO3)	Ferrous iron	Nitrate (as N)	Sulfate	
	Units	ft	ft	ft-amsl	ft	gallons	µg/L	µg/L	µg/L	µg/L	µg/L	µg/L	µg/L	µg/L	µg/L	µg/L	millivolts	millivolts	µg/L	µg/L	µg/L	µg/L
C-6	09/25/2014	35.40	22.67	12.73	0.00	0.00	100	<0.5	<0.5	<0.5	<0.5	4	<50	-	-	-	-	-	-	-	-	-
C-6	03/10/2015	37.94	21.81	16.13	0.00	0.00	<50	<0.5	<0.5	<0.5	<0.5	<0.5	<50	-	-	-	-	-	-	-	-	-
C-6	06/19/2015	37.94	22.36	15.58	0.00	0.00	-	-	-	-	-	-	-	-	-	-	-	-	-	-	-	-
C-6	09/15/2015	37.94	23.18	14.76	0.00	0.00	<50	<0.5	<0.5	<0.5	<0.5	<0.5	<50	-	-	-	-	-	-	-	-	-
C-6	12/22/2015	37.94	22.78	15.16	0.00	0.00	62 J	<0.5	<0.5	<0.5	<0.5	3	<50	-	-	-	-	-	-	-	-	-
C-6	03/08/2016	37.94	20.54	17.40	0.00	0.00	180	<0.5	<0.5	<0.5	<0.5	3	<50	-	-	-	-	-	-	-	-	-
C-6	09/29/2016 ¹³	37.94	-	-	-	-	-	-	-	-	-	-	-	-	-	-	-	-	-	-	-	-
C-6	12/30/2016	37.94	20.73	17.21	0.00	0.00	-	-	-	-	-	-	-	-	-	-	-	-	-	-	-	-
C-6	03/07/2017	37.94	17.78	20.16	0.00	0.00	360	2	<1	<1	<1	3	<250	-	-	-	-	-	-	-	-	-
C-7	08/27/1990	32.17	44.23	-12.06	0.00	0.00	110	26	0.8	4.0	6.0	-	-	-	-	-	-	-	-	-	-	-
C-7	11/14/1990	32.17	44.11	-11.94	0.00	0.00	-	-	-	-	-	-	-	-	-	-	-	-	-	-	-	-
C-7	06/18/1991	32.17	42.05	-9.88	0.00	0.00	23,000	5,700	420	1,000	2,800	-	-	-	-	-	-	-	-	-	-	-
C-7	09/19/1991	32.17	41.72	-9.55	0.00	0.00	26,000	4,600	330	970	2,400	-	-	-	-	-	-	-	-	-	-	-
C-7	12/20/1991	32.17	41.67	-9.50	0.00	0.00	33,000	5,500	270	1,000	2,100	-	-	-	-	-	-	-	-	-	-	-
C-7	03/18/1992	32.17	41.20	-9.03	0.00	0.00	27,000	5,800	410	1,300	3,300	-	-	-	-	-	-	-	-	-	-	-
C-7	07/14/1992	32.17	39.77	-7.60	0.00	0.00	46,000	12,000	720	1,700	4,600	-	-	-	-	-	-	-	-	-	-	-
C-7	10/08/1992	32.17	39.14	-6.97	0.00	0.00	22,000	6,800	370	1,300	3,200	-	-	-	-	-	-	-	-	-	-	-
C-7	01/08/1993	32.17	38.50	-6.33	0.00	0.00	36,000	7,600	540	1,700	4,200	-	-	-	-	-	-	-	-	-	-	-
C-7	04/14/1993	32.17	35.93	-3.76	0.00	0.00	23,000	3,100	450	670	1,900	-	-	-	-	-	-	-	-	-	-	-
C-7	07/16/1993	32.17	35.38	-3.21	0.00	0.00	19,000	3,200	330	550	1,800	-	-	-	-	-	-	-	-	-	-	-
C-7	09/21/1993	35.19	35.46	-0.27	0.00	0.00	17,000	2,700	160	410	760	-	-	-	-	-	-	-	-	-	-	-
C-7	01/28/1994	35.19	35.45	-0.26	0.00	0.00	14,000	1,800	210	390	1,000	-	-	-	-	-	-	-	-	-	-	-

Table 1

**Groundwater Monitoring and Sampling Data
Chevron Service Station 90076
4265 Foothill Boulevard
Oakland, California**

Location	Date	TOC	DTW	GWE	LNAPLT	LNAPL REMOVED	HYDROCARBONS	PRIMARY VOCS					ADDITIONAL VOCS	FIELD PARAMETERS				GENERAL CHEMISTRY				
							TPH-GRO	B	T	E	X	MTBE by SW8260	ETHANOL	Dissolved oxygen, prepurge	Dissolved oxygen, postpurge	Oxidation reduction potential, prepurge	Oxidation reduction potential, postpurge	Alkalinity, total (as CaCO ₃)	Ferrous iron	Nitrate (as N)	Sulfate	
	Units	ft	ft	ft-amsl	ft	gallons	µg/L	µg/L	µg/L	µg/L	µg/L	µg/L	µg/L	µg/L	µg/L	µg/L	millivolts	millivolts	µg/L	µg/L	µg/L	µg/L
C-7	03/17/1994	35.19	33.24	1.95	0.00	0.00	17,000	1,600	210	410	1,200	-	-	-	-	-	-	-	-	-	-	-
C-7	06/16/1994	35.19	33.07	2.12	0.00	0.00	12,000	1,600	180	410	1,200	-	-	-	-	-	-	-	-	-	-	-
C-7	09/22/1994	35.19	32.74	2.45	0.00	0.00	10,000	1,700	110	320	580	-	-	-	-	-	-	-	-	-	-	-
C-7	12/15/1994	35.19	31.92	3.27	0.00	0.00	10,000	1,200	120	280	710	-	-	-	-	-	-	-	-	-	-	-
C-7	03/30/1995	35.19	27.60	7.59	0.00	0.00	4,600	460	73	160	460	-	-	-	-	-	-	-	-	-	-	-
C-7	06/20/1995	35.19	27.87	7.32	0.00	0.00	26,000	4,400	450	900	2,400	-	-	-	-	-	-	-	-	-	-	-
C-7	09/20/1995	35.19	28.08	7.11	0.00	0.00	9,400	610	81	250	800	-	-	-	-	-	-	-	-	-	-	-
C-7	12/06/1995	35.19	30.62	4.57	0.00	0.00	1,200	110	12	25	71	34	-	-	-	-	-	-	-	-	-	-
C-7	03/21/1996	35.19	27.85	7.34	0.00	0.00	17,000	1,300	160	410	1,300	<100	-	-	-	-	-	-	-	-	-	-
C-7	09/06/1996	35.19	28.35	6.84	0.00	0.00	15,000	3,400	<50	460	850	<250	-	-	-	-	-	-	-	-	-	-
C-7	12/19/1996	35.19	29.11	6.08	0.00	0.00	530	9	0.5	0.85	3.4	<2.5	-	-	-	-	-	-	-	-	-	-
C-7	03/17/1997	35.19	27.14	8.05	0.00	0.00	4,600	310	46	110	310	98	-	-	-	-	-	-	-	-	-	-
C-7	06/11/1997	35.19	28.05	7.14	0.00	0.00	420	15	<0.5	3.3	5.1	<2.5	-	-	-	-	-	-	-	-	-	-
C-7	09/17/1997	35.19	29.00	6.19	0.00	0.00	1,400	120	11	31	84	54	-	0.6	0.4	126	115	600	4.8	<1.0	18	-
C-7	12/11/1997	35.19	29.26	5.93	0.00	0.00	210	10	<0.5	0.97	1.6	<2.5	-	-	-	-	-	-	-	-	-	-
C-7	03/12/1998	35.19	24.92	10.27	0.00	0.00	68	<0.5	<0.5	<0.5	<0.5	<2.5	-	2.2	2.1	167	167	460	0.16	<1.0	29	-
C-7	06/23/1998	35.19	25.30	9.89	0.00	0.00	<50	<0.5	<0.5	<0.5	<0.5	<2.5	-	-	-	-	-	-	-	-	-	-
C-7	09/01/1998	35.19	26.27	8.92	0.00	0.00	570	24	1.4	8.4	22	24	-	-	-	-	-	-	-	-	-	-
C-7	12/30/1998	35.19	26.52	8.67	0.00	0.00	<50	4.85	1.26	<0.5	1.29	167	-	-	-	-	-	-	-	-	-	-
C-7	03/31/1999	35.19	24.76	10.43	0.00	0.00	53.1	<0.5	<0.5	<0.5	<0.5	<2.0	-	2.0	1.8	137	135	486	<500 ¹⁴	<0.1	29.4	-
C-7	06/14/1999 ¹	35.19	25.44	9.75	0.00	0.00	109	4.43	<0.5	<0.5	<0.5	<2.5/<2.0 ²	-	-	-	-	-	-	-	-	-	-
C-7	09/30/1999	35.19	26.87	8.32	0.00	0.00	2,400	282	26.3	120	236	126	-	-	-	-	-	-	-	-	-	-
C-7	12/22/1999	35.19	27.77	7.42	0.00	0.00	3,840	162	18.1	44.7	85.3	141	-	1.8	1.5	20	-60	400	1.6	0.434	16.9	-

Table 1

**Groundwater Monitoring and Sampling Data
Chevron Service Station 90076
4265 Foothill Boulevard
Oakland, California**

Location	Date	TOC	DTW	GWE	LNAPLT	LNAPL REMOVED	HYDROCARBONS	PRIMARY VOCS					ADDITIONAL VOCS	FIELD PARAMETERS				GENERAL CHEMISTRY				
							TPH-GRO	B	T	E	X	MTBE by SW8260	ETHANOL	Dissolved oxygen, prepurge	Dissolved oxygen, postpurge	Oxidation reduction potential, prepurge	Oxidation reduction potential, postpurge	Alkalinity, total (as CaCO3)	Ferrous iron	Nitrate (as N)	Sulfate	
	Units	ft	ft	ft-amsl	ft	gallons	µg/L	µg/L	µg/L	µg/L	µg/L	µg/L	µg/L	µg/L	µg/L	µg/L	millivolts	millivolts	µg/L	µg/L	µg/L	µg/L
C-7	03/09/2000	35.19	25.57	9.62	0.00	0.00	13,000	2,700	110	700	1,500	<130	-	0.7	2.5	10	-13	610	2.1	<0.1	5.5	
C-7	06/23/2000	35.19	25.66	9.53	0.00	0.00	190 ⁴	3.4	<0.50	<0.50	1.6	7.3	-	-	-	-	-	-	-	-	-	-
C-7	09/05/2000	35.19	26.75	8.44	0.00	0.00	4,200 ⁴	330	26	120	200	190	-	1.77	1.46	133	46	590	1.8	<1.0	12	
C-7	12/04/2000	35.19	27.16	8.03	0.00	0.00	2,600 ⁴	550	<5.0	73	62	<25	-	-	-	-	-	-	-	-	-	-
C-7	03/08/2001	35.19	25.43	9.76	0.00	0.00	1,180	39.2	2.41	15.5	30.8	10.3	-	-	-	-	-	-	-	-	-	-
C-7	06/07/2001	35.19	25.39	9.80	0.00	0.00	2,600 ⁴	440	14	110	130	56	-	-	-	-	-	-	-	-	-	-
C-7	09/13/2001	35.19	26.61	8.58	0.00	0.00	23,000 ⁶	670	<100	150	210	<500	-	-	-	-	-	-	-	-	-	-
C-7	12/13/2001	35.19	26.69	8.50	0.00	0.00	2,400	160	5.8	42	54	<10	-	-	-	-	-	-	-	-	-	-
C-7	03/08/2002	35.19	24.80	10.39	0.00	0.00	3,900	380	21	110	160	<20	-	-	-	-	-	-	-	-	-	-
C-7	06/19/2002	35.19	27.41	7.78	0.00	0.00	3,600	440	8.5	87	73	<10	-	-	-	-	-	-	-	-	-	-
C-7	09/11/2002	35.19	25.78	9.41	0.00	0.00	11,000	1,800	18	360	380	<10	-	-	-	-	-	-	-	-	-	-
C-7	12/11/2002	35.19	30.75	4.44	0.00	0.00	6,000	1,100	9.3	190	190	<10	-	-	-	-	-	-	-	-	-	-
C-7	03/11/2003	35.19	26.90	8.29	0.00	0.00	4,900	940	13	150	160	<25	-	-	-	-	-	-	-	-	-	-
C-7	06/10/2003 ⁷	35.19	30.91	4.28	0.00	0.00	3,100	500	7	83	77	4	-	-	-	-	-	-	-	-	-	-
C-7	09/09/2003 ⁷	35.19	31.81	3.38	0.00	0.00	3,900	310	9	110	130	5	<50	-	-	-	-	-	-	-	-	-
C-7	12/09/2003 ⁷	35.19	28.45	6.74	0.00	0.00	170	0.8	<0.5	<0.5	<0.5	5	<50	-	-	-	-	-	-	-	-	-
C-7	03/09/2004 ⁷	35.19	24.46	10.73	0.00	0.00	80	<0.5	<0.5	<0.5	<0.5	4	<50	-	-	-	-	-	-	-	-	-
C-7	06/08/2004 ⁷	35.19	26.96	8.23	0.00	0.00	<50	<0.5	<0.5	<0.5	<0.5	6	<50	-	-	-	-	-	-	-	-	-
C-7	09/08/2004 ⁷	35.19	25.20	9.99	0.00	0.00	<50	<0.5	<0.5	<0.5	<0.5	7	<50	-	-	-	-	-	-	-	-	-
C-7	12/06/2004 ⁷	35.19	24.91	10.28	0.00	0.00	<50	<0.5	<0.5	<0.5	<0.5	7	<50	-	-	-	-	-	-	-	-	-
C-7	03/07/2005 ⁷	35.19	23.43	11.76	0.00	0.00	590	9	0.7	4	6	7	<50	-	-	-	-	-	-	-	-	-
C-7	06/06/2005 ⁷	35.19	21.88	13.31	0.00	0.00	<50	<0.5	<0.5	<0.5	<0.5	6	<50	-	-	-	-	-	-	-	-	-
C-7	09/06/2005 ⁷	35.19	23.59	11.60	0.00	0.00	<50	<0.5	<0.5	<0.5	<0.5	9	<50	-	-	-	-	-	-	-	-	-

Table 1

**Groundwater Monitoring and Sampling Data
Chevron Service Station 90076
4265 Foothill Boulevard
Oakland, California**

Location	Date	TOC	DTW	GWE	LNAPLT	LNAPL REMOVED	HYDROCARBONS	PRIMARY VOCS					ADDITIONAL VOCS	FIELD PARAMETERS				GENERAL CHEMISTRY				
							TPH-GRO	B	T	E	X	MTBE by SW8260	ETHANOL	Dissolved oxygen, prepurge	Dissolved oxygen, postpurge	Oxidation reduction potential, prepurge	Oxidation reduction potential, postpurge	Alkalinity, total (as CaCO3)	Ferrous iron	Nitrate (as N)	Sulfate	
	Units	ft	ft	ft-amsl	ft	gallons	µg/L	µg/L	µg/L	µg/L	µg/L	µg/L	µg/L	µg/L	µg/L	µg/L	millivolts	millivolts	µg/L	µg/L	µg/L	µg/L
C-7	12/05/2005 ⁷	35.19	23.75	11.44	0.00	0.00	<50	0.6	<0.5	<0.5	<0.5	9	<50	-	-	-	-	-	-	-	-	-
C-7	03/06/2006 ⁷	35.19	21.39	13.80	0.00	0.00	<50	<0.5	<0.5	<0.5	<0.5	7	<50	-	-	-	-	-	-	-	-	-
C-7	06/05/2006 ⁷	35.19	20.41	14.78	0.00	0.00	<50	<0.5	<0.5	<0.5	<0.5	4	<50	-	-	-	-	-	-	-	-	-
C-7	09/05/2006 ⁷	35.19	22.81	12.38	0.00	0.00	<50	<0.5	<0.5	<0.5	<0.5	2	<50	-	-	-	-	-	-	-	-	-
C-7	12/04/2006 ⁷	35.19	23.35	11.84	0.00	0.00	<50	<0.5	<0.5	<0.5	<0.5	3	<50	-	-	-	-	-	-	-	-	-
C-7	03/05/2007 ⁷	35.19	22.72	12.47	0.00	0.00	<50	<0.5	<0.5	<0.5	<0.5	2	<50	-	-	-	-	-	-	-	-	-
C-7	06/04/2007 ⁷	35.19	20.95	14.24	0.00	0.00	<50	<0.5	<0.5	<0.5	<0.5	4	<50	-	-	-	-	-	-	-	-	-
C-7	09/07/2007 ⁷	35.19	23.48	11.71	0.00	0.00	<50	<0.5	<0.5	<0.5	<0.5	5	<50	-	-	-	-	-	-	-	-	-
C-7	12/06/2007 ⁷	35.19	24.32	10.87	0.00	0.00	<50	<0.5	<0.5	<0.5	<0.5	5	<50	-	-	-	-	-	-	-	-	-
C-7	03/06/2008 ⁷	35.19	23.29	11.90	0.00	0.00	<50	<0.5	<0.5	<0.5	<0.5	6	<50	-	-	-	-	-	-	-	-	-
C-7	06/05/2008 ⁷	35.19	23.27	11.92	0.00	0.00	<50	<0.5	<0.5	<0.5	<0.5	6	<50	-	-	-	-	-	-	-	-	-
C-7	09/03/2008 ⁷	35.19	24.61	10.58	0.00	0.00	<50	<0.5	<0.5	<0.5	<0.5	4	<50	-	-	-	-	-	-	-	-	-
C-7	12/03/2008 ⁷	35.19	25.22	9.97	0.00	0.00	<50	<0.5	<0.5	<0.5	<0.5	4	<50	-	-	-	-	-	-	-	-	-
C-7	03/04/2009	35.19	23.55	11.64	0.00	0.00	<50	<0.5	<0.5	<0.5	<0.5	3	<50	-	-	-	-	-	-	-	-	-
C-7	06/09/2009 ⁷	35.19	23.45	11.74	0.00	0.00	3,300 J	12	3	60	120	11	<50	-	-	-	-	-	-	-	-	-
C-7	09/30/2009 ⁷	35.19	24.85	10.34	0.00	0.00	260	<0.5	<0.5	<0.5	<0.5	13	<50	-	-	-	-	-	-	-	-	-
C-7	03/22/2010 ⁷	35.19	22.39	12.80	0.00	0.00	2,800	150	4	79	120	11	<50	-	-	-	-	-	-	-	-	-
C-7	09/16/2010	35.19	24.00	11.19	0.00	0.00	1,900	30	1	28	55	9	<50	-	-	-	-	-	-	-	-	-
C-7	03/08/2011	35.19	21.16	14.03	0.00	0.00	4,200	620	5	190	140	5	<100	-	-	-	-	-	-	-	-	-
C-7	09/28/2011	35.19	23.81	11.38	0.00	0.00	4,500	670	5	170	110	5	<100	-	-	-	-	-	-	-	-	-
C-7	03/08/2012	35.19	24.00	11.19	0.00	0.00	<50	<0.5	<0.5	<0.5	<0.5	7	<50	-	-	-	-	-	-	-	-	-
C-7	09/20/2012	35.19	24.72	10.47	0.00	0.00	<50	<0.5	<0.5	<0.5	<0.5	8	<50	-	-	-	-	-	-	-	-	-
C-7	03/20/2013	35.19	23.59	11.60	0.00	0.00	1,700	24	2	37	76	8	<50	-	-	-	-	-	-	-	-	-

Table 1
Groundwater Monitoring and Sampling Data
Chevron Service Station 90076
4265 Foothill Boulevard
Oakland, California

Location	Date	TOC	DTW	GWE	LNAPLT	LNAPL REMOVED	HYDROCARBONS	PRIMARY VOCS					ADDITIONAL VOCS	FIELD PARAMETERS				GENERAL CHEMISTRY				
							TPH-GRO	B	T	E	X	MTBE by SW8260	ETHANOL	Dissolved oxygen, prepurge	Dissolved oxygen, postpurge	Oxidation reduction potential, prepurge	Oxidation reduction potential, postpurge	Alkalinity, total (as CaCO3)	Ferrous iron	Nitrate (as N)	Sulfate	
	Units	ft	ft	ft-amsl	ft	gallons	µg/L	µg/L	µg/L	µg/L	µg/L	µg/L	µg/L	µg/L	µg/L	µg/L	millivolts	millivolts	µg/L	µg/L	µg/L	µg/L
C-7	09/18/2013	35.19	25.00	10.19	0.00	0.00	<50	<0.5	<0.5	<0.5	<0.5	9	<50	-	-	-	-	-	-	-	-	-
C-7	03/13/2014	35.19	24.90	10.29	0.00	0.00	2,700	38	0.6 J	19	19	9	<50	-	-	-	-	-	-	-	-	-
C-7	09/25/2014	35.19	25.75	9.44	0.00	0.00	1,300	15	0.5 J	15	27	8	<50	-	-	-	-	-	-	-	-	-
C-7	03/10/2015 ¹³	35.19	-	-	-	-	-	-	-	-	-	-	-	-	-	-	-	-	-	-	-	-
C-7	06/19/2015 ¹³	35.19	-	-	-	-	-	-	-	-	-	-	-	-	-	-	-	-	-	-	-	-
C-7	09/15/2015 ¹³	35.19	-	-	-	-	-	-	-	-	-	-	-	-	-	-	-	-	-	-	-	-
C-7	12/22/2015 ¹³	35.19	-	-	-	-	-	-	-	-	-	-	-	-	-	-	-	-	-	-	-	-
C-7	03/08/2016 ¹³	35.19	-	-	-	-	-	-	-	-	-	-	-	-	-	-	-	-	-	-	-	-
C-7	09/29/2016 ¹³	35.19	-	-	-	-	-	-	-	-	-	-	-	-	-	-	-	-	-	-	-	-
C-7	12/30/2016 ¹³	35.19	-	-	-	-	-	-	-	-	-	-	-	-	-	-	-	-	-	-	-	-
C-7	03/07/2017¹³	35.19	-	-	-	-	-	-	-	-	-	-	-	-	-	-	-	-	-	-	-	-
C-8	11/14/1990	30.68	43.29	-12.61	0.00	0.00	<50	<0.3	<0.3	<0.3	<0.6	-	-	-	-	-	-	-	-	-	-	-
C-8	06/18/1991	30.68	42.62	-11.94	0.00	0.00	<50	<0.5	<0.5	<0.5	<0.5	-	-	-	-	-	-	-	-	-	-	-
C-8	09/19/1991	30.68	41.72	-11.04	0.00	0.00	<50	<0.5	<0.5	<0.5	<0.5	-	-	-	-	-	-	-	-	-	-	-
C-8	12/20/1991	30.68	40.98	-10.30	0.00	0.00	<50	<0.5	<0.5	<0.5	<0.5	-	-	-	-	-	-	-	-	-	-	-
C-8	03/18/1992	30.68	40.02	-9.34	0.00	0.00	<50	<0.5	<0.5	<0.5	<0.5	-	-	-	-	-	-	-	-	-	-	-
C-8	07/14/1992	30.68	39.02	-8.34	0.00	0.00	<50	<0.5	<0.5	<0.5	<0.5	-	-	-	-	-	-	-	-	-	-	-
C-8	10/08/1992	30.68	38.68	-8.00	0.00	0.00	<50	<0.5	<0.5	<0.5	1.1	-	-	-	-	-	-	-	-	-	-	-
C-8	01/08/1993	30.68	38.07	-7.39	0.00	0.00	<50	<0.5	<0.5	<0.5	<0.5	-	-	-	-	-	-	-	-	-	-	-
C-8	04/14/1993	30.68	35.99	-5.31	0.00	0.00	<50	<0.5	<0.5	<0.5	<0.5	-	-	-	-	-	-	-	-	-	-	-
C-8	07/16/1993	30.68	35.32	-4.64	0.00	0.00	<50	<0.5	<0.5	<0.5	<0.5	-	-	-	-	-	-	-	-	-	-	-
C-8	09/21/1993	34.68	35.30	-0.62	0.00	0.00	<50	<0.5	<0.5	<0.5	<0.8	-	-	-	-	-	-	-	-	-	-	-

Table 1
Groundwater Monitoring and Sampling Data
Chevron Service Station 90076
4265 Foothill Boulevard
Oakland, California

Location	Date	TOC	DTW	GWE	LNAPLT	LNAPL REMOVED	HYDROCARBONS	PRIMARY VOCS					ADDITIONAL VOCS	FIELD PARAMETERS				GENERAL CHEMISTRY				
							TPH-GRO	B	T	E	X	MTBE by SW8260	ETHANOL	Dissolved oxygen, prepurge	Dissolved oxygen, postpurge	Oxidation reduction potential, prepurge	Oxidation reduction potential, postpurge	Alkalinity, total (as CaCO3)	Ferrous iron	Nitrate (as N)	Sulfate	
	Units	ft	ft	ft-amsl	ft	gallons	µg/L	µg/L	µg/L	µg/L	µg/L	µg/L	µg/L	µg/L	µg/L	µg/L	millivolts	millivolts	µg/L	µg/L	µg/L	µg/L
C-8	01/28/1994	34.68	35.61	-0.93	0.00	0.00	<50	<0.5	<0.5	<0.5	<0.5	-	-	-	-	-	-	-	-	-	-	-
C-8	03/17/1994	34.68	34.37	0.31	0.00	0.00	<50	<0.5	<0.5	<0.5	<0.5	-	-	-	-	-	-	-	-	-	-	-
C-8	06/16/1994	34.68	33.36	1.32	0.00	0.00	<50	<0.5	<0.5	<0.5	<0.5	-	-	-	-	-	-	-	-	-	-	-
C-8	09/22/1994	34.68	32.82	1.86	0.00	0.00	<50	<0.5	<0.5	<0.5	<0.5	-	-	-	-	-	-	-	-	-	-	-
C-8	12/15/1994	34.68	32.36	2.32	0.00	0.00	<50	<0.5	<0.5	<0.5	<0.5	-	-	-	-	-	-	-	-	-	-	-
C-8	03/30/1995	34.68	29.24	5.44	0.00	0.00	<50	<0.5	<0.5	<0.5	<0.5	-	-	-	-	-	-	-	-	-	-	-
C-8	06/20/1995	34.68	28.34	6.34	0.00	0.00	<50	<0.5	<0.5	<0.5	<0.5	-	-	-	-	-	-	-	-	-	-	-
C-8	09/20/1995	34.68	29.48	5.20	0.00	0.00	<50	<0.5	<0.5	<0.5	<0.5	-	-	-	-	-	-	-	-	-	-	-
C-8	12/06/1995	34.68	30.92	3.76	0.00	0.00	<50	<0.5	<0.5	<0.5	<0.5	<2.5	-	-	-	-	-	-	-	-	-	-
C-8	03/21/1996	34.68	28.65	6.03	0.00	0.00	<50	<0.5	<0.5	<0.5	<0.5	<2.5	-	-	-	-	-	-	-	-	-	-
C-8	06/21/1996	34.68	27.90	6.78	0.00	0.00	<50	<0.5	<0.5	<0.5	<0.5	<2.5	-	-	-	-	-	-	-	-	-	-
C-8	09/06/1996	34.68	28.70	5.98	0.00	0.00	<50	<0.5	<0.5	<0.5	<0.5	<2.5	-	-	-	-	-	-	-	-	-	-
C-8	12/19/1996	34.68	29.70	4.98	0.00	0.00	<50	<0.5	<0.5	<0.5	<0.5	<2.5	-	-	-	-	-	-	-	-	-	-
C-8	03/17/1997	34.68	27.76	6.92	0.00	0.00	<50	<0.5	<0.5	<0.5	<0.5	<2.5	-	-	-	-	-	-	-	-	-	-
C-8	06/11/1997	34.68	28.81	5.87	0.00	0.00	<50	<0.5	<0.5	<0.5	<0.5	<2.5	-	-	-	-	-	-	-	-	-	-
C-8	09/17/1997 ¹²	34.68	29.36	5.32	0.00	0.00	-	-	-	-	-	-	-	-	-	-	-	-	-	-	-	-
C-8	12/11/1997	34.68	29.80	4.88	0.00	0.00	-	-	-	-	-	-	-	-	-	-	-	-	-	-	-	-
C-8	03/12/1998	34.68	25.73	8.95	0.00	0.00	<50	<0.5	<0.5	<0.5	<0.5	2.6	-	1.0	1.1	171	169	110	0.16	7.4	8.2	-
C-8	06/23/1998	34.68	26.30	8.38	0.00	0.00	-	-	-	-	-	-	-	-	-	-	-	-	-	-	-	-
C-8	09/01/1998	34.68	26.51	8.17	0.00	0.00	-	-	-	-	-	-	-	-	-	-	-	-	-	-	-	-
C-8	12/30/1998	34.68	26.89	7.79	0.00	0.00	-	-	-	-	-	-	-	-	-	-	-	-	-	-	-	-
C-8	03/31/1999	34.68	26.36	8.32	0.00	0.00	<50	<0.5	<0.5	<0.5	<0.5	11.8	-	1.8	1.5	149	132	264	<500 ¹⁴	17	71	-
C-8	06/14/1999	34.68	26.03	8.65	0.00	0.00	-	-	-	-	-	-	-	-	-	-	-	-	-	-	-	-

Table 1

**Groundwater Monitoring and Sampling Data
Chevron Service Station 90076
4265 Foothill Boulevard
Oakland, California**

Location	Date	TOC	DTW	GWE	LNAPLT	LNAPL REMOVED	HYDROCARBONS	PRIMARY VOCS					ADDITIONAL VOCS	FIELD PARAMETERS				GENERAL CHEMISTRY				
							TPH-GRO	B	T	E	X	MTBE by SW8260	ETHANOL	Dissolved oxygen, prepurge	Dissolved oxygen, postpurge	Oxidation reduction potential, prepurge	Oxidation reduction potential, postpurge	Alkalinity, total (as CaCO3)	Ferrous iron	Nitrate (as N)	Sulfate	
	Units	ft	ft	ft-amsl	ft	gallons	µg/L	µg/L	µg/L	µg/L	µg/L	µg/L	µg/L	µg/L	µg/L	µg/L	millivolts	millivolts	µg/L	µg/L	µg/L	µg/L
C-8	09/30/1999	34.68	27.28	7.40	0.00	0.00	-	-	-	-	-	-	-	-	-	-	-	-	-	-	-	-
C-8	12/22/1999	34.68	28.20	6.48	0.00	0.00	-	-	-	-	-	-	-	-	-	-	-	-	-	-	-	-
C-8	03/09/2000	34.68	26.33	8.35	0.00	0.00	<50	<0.5	<0.5	<0.5	1.8	<2.5	-	2.7	3.3	141	160	270	0.24	29	35	
C-8	06/23/2000 ¹²	34.68	26.19	8.49	0.00	0.00	-	-	-	-	-	-	-	-	-	-	-	-	-	-	-	-
C-8	09/05/2000	34.68	26.97	7.71	0.00	0.00	-	-	-	-	-	-	-	-	-	-	-	-	-	-	-	-
C-8	12/04/2000	34.68	27.42	7.26	0.00	0.00	-	-	-	-	-	-	-	-	-	-	-	-	-	-	-	-
C-8	03/08/2001	34.68	26.10	8.58	0.00	0.00	<50.0	<0.500	<0.500	<0.500	<0.500	<2.50	-	-	-	-	-	-	-	-	-	-
C-8	06/07/2001 ¹²	34.68	25.79	8.89	0.00	0.00	-	-	-	-	-	-	-	-	-	-	-	-	-	-	-	-
C-8	09/13/2001 ¹²	34.68	26.81	7.87	0.00	0.00	-	-	-	-	-	-	-	-	-	-	-	-	-	-	-	-
C-8	12/13/2001 ¹²	34.68	27.16	7.52	0.00	0.00	-	-	-	-	-	-	-	-	-	-	-	-	-	-	-	-
C-8	03/08/2002	34.68	25.30	9.38	0.00	0.00	<50	<0.50	<0.50	<0.50	<1.5	<2.5	-	-	-	-	-	-	-	-	-	-
C-8	06/19/2002 ¹²	34.68	24.93	9.75	0.00	0.00	-	-	-	-	-	-	-	-	-	-	-	-	-	-	-	-
C-8	09/11/2002 ¹²	34.68	25.92	8.76	0.00	0.00	-	-	-	-	-	-	-	-	-	-	-	-	-	-	-	-
C-8	12/11/2002 ¹²	34.68	27.31	7.37	0.00	0.00	-	-	-	-	-	-	-	-	-	-	-	-	-	-	-	-
C-8	03/11/2003	34.68	25.79	8.89	0.00	0.00	<50	<0.50	<0.50	<0.50	<1.5	<2.5	-	-	-	-	-	-	-	-	-	-
C-8	06/10/2003 ¹²	34.68	25.28	9.40	0.00	0.00	-	-	-	-	-	-	-	-	-	-	-	-	-	-	-	-
C-8	09/09/2003 ¹²	34.68	26.11	8.57	0.00	0.00	-	-	-	-	-	-	-	-	-	-	-	-	-	-	-	-
C-8	12/09/2003 ¹²	34.68	28.51	6.17	0.00	0.00	-	-	-	-	-	-	-	-	-	-	-	-	-	-	-	-
C-8	03/09/2004 ⁷	34.68	23.98	10.70	0.00	0.00	<50	<0.5	<0.5	<0.5	<0.5	<0.5	<50	-	-	-	-	-	-	-	-	-
C-8	06/08/2004 ¹²	34.68	25.27	9.41	0.00	0.00	-	-	-	-	-	-	-	-	-	-	-	-	-	-	-	-
C-8	09/08/2004 ¹²	34.68	25.83	8.85	0.00	0.00	-	-	-	-	-	-	-	-	-	-	-	-	-	-	-	-
C-8	12/06/2004 ¹²	34.68	25.06	9.62	0.00	0.00	-	-	-	-	-	-	-	-	-	-	-	-	-	-	-	-
C-8	03/07/2005 ⁷	34.68	23.35	11.33	0.00	0.00	<50	<0.5	<0.5	<0.5	<0.5	<0.5	<50	-	-	-	-	-	-	-	-	-

Table 1

**Groundwater Monitoring and Sampling Data
Chevron Service Station 90076
4265 Foothill Boulevard
Oakland, California**

Location	Date	TOC	DTW	GWE	LNAPLT	LNAPL REMOVED	HYDROCARBONS	PRIMARY VOCS					ADDITIONAL VOCS	FIELD PARAMETERS				GENERAL CHEMISTRY				
							TPH-GRO	B	T	E	X	MTBE by SW8260	ETHANOL	Dissolved oxygen, prepurge	Dissolved oxygen, postpurge	Oxidation reduction potential, prepurge	Oxidation reduction potential, postpurge	Alkalinity, total (as CaCO3)	Ferrous iron	Nitrate (as N)	Sulfate	
	Units	ft	ft	ft-amsl	ft	gallons	µg/L	µg/L	µg/L	µg/L	µg/L	µg/L	µg/L	µg/L	µg/L	µg/L	millivolts	millivolts	µg/L	µg/L	µg/L	µg/L
C-8	06/06/2005 ¹²	34.68	22.84	11.84	0.00	0.00	-	-	-	-	-	-	-	-	-	-	-	-	-	-	-	-
C-8	09/06/2005 ¹²	34.68	24.91	9.77	0.00	0.00	-	-	-	-	-	-	-	-	-	-	-	-	-	-	-	-
C-8	12/05/2005 ¹²	34.68	24.16	10.52	0.00	0.00	-	-	-	-	-	-	-	-	-	-	-	-	-	-	-	-
C-8	03/06/2006 ⁷	34.68	22.55	12.13	0.00	0.00	<50	<0.5	<0.5	<0.5	<0.5	<0.5	<50	-	-	-	-	-	-	-	-	-
C-8	06/05/2006 ¹²	34.68	21.60	13.08	0.00	0.00	-	-	-	-	-	-	-	-	-	-	-	-	-	-	-	-
C-8	09/05/2006 ¹²	34.68	23.75	10.93	0.00	0.00	-	-	-	-	-	-	-	-	-	-	-	-	-	-	-	-
C-8	12/04/2006 ¹²	34.68	23.97	10.71	0.00	0.00	-	-	-	-	-	-	-	-	-	-	-	-	-	-	-	-
C-8	03/05/2007 ⁷	34.68	23.05	11.63	0.00	0.00	<50	<0.5	<0.5	<0.5	<0.5	<0.5	<50	-	-	-	-	-	-	-	-	-
C-8	06/04/2007 ¹²	34.68	22.11	12.57	0.00	0.00	-	-	-	-	-	-	-	-	-	-	-	-	-	-	-	-
C-8	09/07/2007 ¹²	34.68	24.07	10.61	0.00	0.00	-	-	-	-	-	-	-	-	-	-	-	-	-	-	-	-
C-8	12/06/2007 ¹²	34.68	24.38	10.30	0.00	0.00	-	-	-	-	-	-	-	-	-	-	-	-	-	-	-	-
C-8	03/06/2008 ⁷	34.68	23.36	11.32	0.00	0.00	<50	<0.5	<0.5	<0.5	<0.5	<0.5	<50	-	-	-	-	-	-	-	-	-
C-8	06/05/2008 ¹²	34.68	23.06	11.62	0.00	0.00	-	-	-	-	-	-	-	-	-	-	-	-	-	-	-	-
C-8	09/03/2008 ¹²	34.68	24.93	9.75	0.00	0.00	-	-	-	-	-	-	-	-	-	-	-	-	-	-	-	-
C-8	12/03/2008 ¹²	34.68	25.70	8.98	0.00	0.00	-	-	-	-	-	-	-	-	-	-	-	-	-	-	-	-
C-8	03/04/2009	34.68	23.98	10.70	0.00	0.00	<50	<0.5	<0.5	<0.5	<0.5	<0.5	<50	-	-	-	-	-	-	-	-	-
C-8	06/09/2009 ¹²	34.68	23.85	12.83	0.00	0.00	-	-	-	-	-	-	-	-	-	-	-	-	-	-	-	-
C-8	09/30/2009 ¹²	34.68	25.40	9.28	0.00	0.00	-	-	-	-	-	-	-	-	-	-	-	-	-	-	-	-
C-8	03/22/2010	34.68	-	-	0.00	0.00	-	-	-	-	-	-	-	-	-	-	-	-	-	-	-	-
C-8	09/16/2010 ¹²	34.68	24.34	10.34	0.00	0.00	-	-	-	-	-	-	-	-	-	-	-	-	-	-	-	-
C-8	03/08/2011 ¹²	34.68	21.42	13.26	0.00	0.00	<50	<0.5	<0.5	<0.5	<0.5	<0.5	<50	-	-	-	-	-	-	-	-	-
C-8	09/28/2011 ¹²	34.68	23.27	11.41	0.00	0.00	-	-	-	-	-	-	-	-	-	-	-	-	-	-	-	-
C-8	03/08/2012 ¹²	34.68	24.22	10.46	0.00	0.00	<50	<0.5	<0.5	<0.5	<0.5	<0.5	<50	-	-	-	-	-	-	-	-	-

Table 1

**Groundwater Monitoring and Sampling Data
Chevron Service Station 90076
4265 Foothill Boulevard
Oakland, California**

Location	Date	TOC	DTW	GWE	LNAPLT	LNAPL REMOVED	HYDROCARBONS	PRIMARY VOCS					ADDITIONAL VOCS	FIELD PARAMETERS				GENERAL CHEMISTRY					
							TPH-GRO	B	T	E	X	MTBE by SW8260	ETHANOL	Dissolved oxygen, prepurge	Dissolved oxygen, postpurge	Oxidation reduction potential, prepurge	Oxidation reduction potential, postpurge	Alkalinity, total (as CaCO3)	Ferrous iron	Nitrate (as N)	Sulfate		
	Units	ft	ft	ft-amsl	ft	gallons	µg/L	µg/L	µg/L	µg/L	µg/L	µg/L	µg/L	µg/L	µg/L	µg/L	millivolts	millivolts	µg/L	µg/L	µg/L	µg/L	
C-8	09/20/2012 ¹²	34.68	25.01	9.67	0.00	0.00	-	-	-	-	-	-	-	-	-	-	-	-	-	-	-	-	-
C-8	03/20/2013	34.68	23.93	10.75	0.00	0.00	<50	<0.5	<0.5	<0.5	<0.5	<0.5	<50	-	-	-	-	-	-	-	-	-	-
C-8	09/18/2013 ¹²	34.68	25.19	9.49	0.00	0.00	-	-	-	-	-	-	-	-	-	-	-	-	-	-	-	-	-
C-8	03/13/2014 ¹²	34.68	25.01	9.67	0.00	0.00	<50	<0.5	<0.5	<0.5	<0.5	<0.5	<50	-	-	-	-	-	-	-	-	-	-
C-8	09/25/2014 ¹²	34.68	25.87	8.81	0.00	0.00	-	-	-	-	-	-	-	-	-	-	-	-	-	-	-	-	-
C-8	03/10/2015	37.22	25.06	12.16	0.00	0.00	<50	1	<0.5	<0.5	<0.5	<0.5	<50	-	-	-	-	-	-	-	-	-	-
C-8	06/19/2015	37.22	25.03	12.19	0.00	0.00	-	-	-	-	-	-	-	-	-	-	-	-	-	-	-	-	-
C-8	09/15/2015	37.22	26.11	11.11	0.00	0.00	-	-	-	-	-	-	-	-	-	-	-	-	-	-	-	-	-
C-8	12/22/2015 ¹⁵	37.22	26.78	10.44	0.00	0.00	-	-	-	-	-	-	-	-	-	-	-	-	-	-	-	-	-
C-8	03/08/2016	37.22	25.23	11.99	0.00	0.00	<50	<0.5	<0.5	<0.5	<0.5	<0.5	<50	-	-	-	-	-	-	-	-	-	-
C-8	09/30/2016	37.22	26.86	10.36	0.00	0.00	<100	0.9 J	<1	<1	<1	<1	<250	-	-	-	-	-	-	-	-	-	-
C-8	12/30/2016 ¹⁵	37.22	25.59	11.63	0.00	0.00	-	-	-	-	-	-	-	-	-	-	-	-	-	-	-	-	-
C-8	03/07/2017	37.22	22.93	14.29	0.00	0.00	<100	<1	<1	<1	<1	<1	<250	-	-	-	-	-	-	-	-	-	-
C-9	08/13/1996	-	28.27	-	0.00	0.00	ND	ND	ND	ND	ND	ND	-	-	-	-	-	-	-	-	-	-	-
C-9	09/06/1996	-	28.47	-	0.00	0.00	<50	<0.5	<0.5	<0.5	<0.5	<2.5	-	-	-	-	-	-	-	-	-	-	-
C-9	12/19/1996	30.68	29.29	1.39	0.00	0.00	<50	<0.5	<0.5	<0.5	<0.5	<2.5	-	-	-	-	-	-	-	-	-	-	-
C-9	03/17/1997	30.68	27.57	3.11	0.00	0.00	<50	<0.5	<0.5	<0.5	<0.5	<2.5	-	-	-	-	-	-	-	-	-	-	-
C-9	06/11/1997	30.68	28.27	2.41	0.00	0.00	<50	<0.5	<0.5	<0.5	<0.5	<2.5	-	-	-	-	-	-	-	-	-	-	-
C-9	09/17/1997 ¹²	30.68	28.63	2.05	0.00	0.00	-	-	-	-	-	-	-	-	-	-	-	-	-	-	-	-	-
C-9	12/11/1997	30.68	29.43	1.25	0.00	0.00	-	-	-	-	-	-	-	-	-	-	-	-	-	-	-	-	-
C-9	03/12/1998	30.68	25.62	5.06	0.00	0.00	<50	<0.5	<0.5	<0.5	<0.5	<2.5	-	2.5	2.5	172	168	230	0.048	59	58	-	-
C-9	06/23/1998	30.68	26.15	4.53	0.00	0.00	-	-	-	-	-	-	-	-	-	-	-	-	-	-	-	-	-

Table 1

**Groundwater Monitoring and Sampling Data
Chevron Service Station 90076
4265 Foothill Boulevard
Oakland, California**

Location	Date	TOC	DTW	GWE	LNAPLT	LNAPL REMOVED	HYDROCARBONS	PRIMARY VOCS					ADDITIONAL VOCS	FIELD PARAMETERS				GENERAL CHEMISTRY							
							TPH-GRO	B	T	E	X	MTBE by SW8260	ETHANOL	Dissolved oxygen, prepurge	Dissolved oxygen, postpurge	Oxidation reduction potential, prepurge	Oxidation reduction potential, postpurge	Alkalinity, total (as CaCO3)	Ferrous iron	Nitrate (as N)	Sulfate				
	Units	ft	ft	ft-amsl	ft	gallons	µg/L	µg/L	µg/L	µg/L	µg/L	µg/L	µg/L	µg/L	µg/L	µg/L	millivolts	millivolts	µg/L	µg/L	µg/L	µg/L			
C-9	09/01/1998	30.68	26.38	4.30	0.00	0.00	-	-	-	-	-	-	-	-	-	-	-	-	-	-	-	-	-		
C-9	12/30/1998	30.68	26.75	3.93	0.00	0.00	-	-	-	-	-	-	-	-	-	-	-	-	-	-	-	-	-	-	
C-9	03/31/1999	30.68	25.33	5.35	0.00	0.00	<50	<0.5	<0.5	<0.5	<0.5	12.5	-	2.1	2.3	154	142	236	<500 ¹⁴	18	72.7	-	-	-	
C-9	06/14/1999	30.68	26.52	4.16	0.00	0.00	-	-	-	-	-	-	-	-	-	-	-	-	-	-	-	-	-	-	-
C-9	09/30/1999	30.68	26.79	3.89	0.00	0.00	-	-	-	-	-	-	-	-	-	-	-	-	-	-	-	-	-	-	-
C-9	12/22/1999	30.68	27.69	2.99	0.00	0.00	-	-	-	-	-	-	-	-	-	-	-	-	-	-	-	-	-	-	-
C-9	03/09/2000	30.68	26.04	4.64	0.00	0.00	<50	<0.5	<0.5	<0.5	0.75	<2.5	-	2.5	3.7	108	138	190	0.79	100	73	-	-	-	
C-9	06/23/2000	30.68	25.85	4.83	0.00	0.00	-	-	-	-	-	-	-	-	-	-	-	-	-	-	-	-	-	-	-
C-9	09/05/2000	30.68	26.69	3.99	0.00	0.00	-	-	-	-	-	-	-	-	-	-	-	-	-	-	-	-	-	-	-
C-9	12/04/2000	30.68	27.07	3.61	0.00	0.00	-	-	-	-	-	-	-	-	-	-	-	-	-	-	-	-	-	-	-
C-9	03/08/2001	30.68	25.75	4.93	0.00	0.00	<50.0	<0.500	<0.500	<0.500	<0.500	<2.50	-	-	-	-	-	-	-	-	-	-	-	-	-
C-9	06/07/2001 ¹²	30.68	25.50	5.18	0.00	0.00	-	-	-	-	-	-	-	-	-	-	-	-	-	-	-	-	-	-	-
C-9	09/13/2001 ¹²	30.68	26.55	4.13	0.00	0.00	-	-	-	-	-	-	-	-	-	-	-	-	-	-	-	-	-	-	-
C-9	12/13/2001 ¹²	30.68	26.77	3.91	0.00	0.00	-	-	-	-	-	-	-	-	-	-	-	-	-	-	-	-	-	-	-
C-9	03/08/2002	30.68	25.00	5.68	0.00	0.00	<50	<0.50	<0.50	<0.50	<1.5	<2.5	-	-	-	-	-	-	-	-	-	-	-	-	-
C-9	06/19/2002 ¹²	30.68	24.67	6.01	0.00	0.00	-	-	-	-	-	-	-	-	-	-	-	-	-	-	-	-	-	-	-
C-9	09/11/2002 ¹²	30.68	25.70	4.98	0.00	0.00	-	-	-	-	-	-	-	-	-	-	-	-	-	-	-	-	-	-	-
C-9	12/11/2002 ¹²	30.68	27.07	3.61	0.00	0.00	-	-	-	-	-	-	-	-	-	-	-	-	-	-	-	-	-	-	-
C-9	03/11/2003	30.68	24.48	6.20	0.00	0.00	<50	<0.50	<0.50	<0.50	<1.5	<2.5	-	-	-	-	-	-	-	-	-	-	-	-	-
C-9	06/10/2003 ¹²	30.68	25.00	5.68	0.00	0.00	-	-	-	-	-	-	-	-	-	-	-	-	-	-	-	-	-	-	-
C-9	09/09/2003 ¹²	30.68	25.80	4.88	0.00	0.00	-	-	-	-	-	-	-	-	-	-	-	-	-	-	-	-	-	-	-
C-9	12/09/2003 ¹²	30.68	28.22	2.46	0.00	0.00	-	-	-	-	-	-	-	-	-	-	-	-	-	-	-	-	-	-	-
C-9	03/09/2004 ⁷	30.68	23.86	6.82	0.00	0.00	<50	<0.5	<0.5	<0.5	<0.5	<0.5	<50	-	-	-	-	-	-	-	-	-	-	-	-

Table 1

**Groundwater Monitoring and Sampling Data
Chevron Service Station 90076
4265 Foothill Boulevard
Oakland, California**

Location	Date	TOC	DTW	GWE	LNAPLT	LNAPL REMOVED	HYDROCARBONS	PRIMARY VOCS					ADDITIONAL VOCS	FIELD PARAMETERS				GENERAL CHEMISTRY				
							TPH-GRO	B	T	E	X	MTBE by SW8260	ETHANOL	Dissolved oxygen, prepurge	Dissolved oxygen, postpurge	Oxidation reduction potential, prepurge	Oxidation reduction potential, postpurge	Alkalinity, total (as CaCO3)	Ferrous iron	Nitrate (as N)	Sulfate	
	Units	ft	ft	ft-amsl	ft	gallons	µg/L	µg/L	µg/L	µg/L	µg/L	µg/L	µg/L	µg/L	µg/L	µg/L	millivolts	millivolts	µg/L	µg/L	µg/L	µg/L
C-9	06/08/2004 ¹²	-- ¹⁰	25.21	-- ¹⁰	0.00	0.00	-	-	-	-	-	-	-	-	-	-	-	-	-	-	-	-
C-9	09/08/2004 ¹²	-- ¹⁰	25.61	-- ¹⁰	0.00	0.00	-	-	-	-	-	-	-	-	-	-	-	-	-	-	-	-
C-9	12/06/2004 ¹²	-- ¹⁰	24.77	-- ¹⁰	0.00	0.00	-	-	-	-	-	-	-	-	-	-	-	-	-	-	-	-
C-9	03/07/2005 ⁷	-- ¹⁰	23.18	-- ¹⁰	0.00	0.00	<50	<0.5	<0.5	<0.5	<0.5	<0.5	<50	-	-	-	-	-	-	-	-	-
C-9	06/06/2005 ¹²	-- ¹⁰	22.65	-- ¹⁰	0.00	0.00	-	-	-	-	-	-	-	-	-	-	-	-	-	-	-	-
C-9	09/06/2005 ¹²	-- ¹⁰	24.58	-- ¹⁰	0.00	0.00	-	-	-	-	-	-	-	-	-	-	-	-	-	-	-	-
C-9	12/05/2005 ¹²	-- ¹⁰	23.80	-- ¹⁰	0.00	0.00	-	-	-	-	-	-	-	-	-	-	-	-	-	-	-	-
C-9	03/06/2006 ⁷	-- ¹⁰	22.44	-- ¹⁰	0.00	0.00	<50	<0.5	<0.5	<0.5	<0.5	<0.5	<50	-	-	-	-	-	-	-	-	-
C-9	06/05/2006 ¹²	-- ¹⁰	21.54	-- ¹⁰	0.00	0.00	-	-	-	-	-	-	-	-	-	-	-	-	-	-	-	-
C-9	09/05/2006 ¹²	-- ¹⁰	23.49	-- ¹⁰	0.00	0.00	-	-	-	-	-	-	-	-	-	-	-	-	-	-	-	-
C-9	12/04/2006 ¹²	-- ¹⁰	23.72	-- ¹⁰	0.00	0.00	-	-	-	-	-	-	-	-	-	-	-	-	-	-	-	-
C-9	03/05/2007 ⁷	-- ¹⁰	22.97	-- ¹⁰	0.00	0.00	<50	<0.5	<0.5	<0.5	<0.5	<0.5	<50	-	-	-	-	-	-	-	-	-
C-9	06/04/2007 ¹²	-- ¹⁰	21.89	-- ¹⁰	0.00	0.00	-	-	-	-	-	-	-	-	-	-	-	-	-	-	-	-
C-9	09/07/2007 ¹²	-- ¹⁰	23.76	-- ¹⁰	0.00	0.00	-	-	-	-	-	-	-	-	-	-	-	-	-	-	-	-
C-9	12/06/2007 ¹²	-- ¹⁰	24.17	-- ¹⁰	0.00	0.00	-	-	-	-	-	-	-	-	-	-	-	-	-	-	-	-
C-9	03/06/2008 ⁷	-- ¹⁰	23.18	-- ¹⁰	0.00	0.00	<50	<0.5	<0.5	<0.5	<0.5	<0.5	<50	-	-	-	-	-	-	-	-	-
C-9	06/05/2008 ¹²	-- ¹⁰	23.11	-- ¹⁰	0.00	0.00	-	-	-	-	-	-	-	-	-	-	-	-	-	-	-	-
C-9	09/03/2008 ¹²	-- ¹⁰	24.91	-- ¹⁰	0.00	0.00	-	-	-	-	-	-	-	-	-	-	-	-	-	-	-	-
C-9	12/03/2008 ¹²	-- ¹⁰	25.51	-- ¹⁰	0.00	0.00	-	-	-	-	-	-	-	-	-	-	-	-	-	-	-	-
C-9	03/04/2009	-- ¹⁰	23.92	-- ¹⁰	0.00	0.00	<50	<0.5	<0.5	<0.5	<0.5	<0.5	<50	-	-	-	-	-	-	-	-	-
C-9	06/09/2009 ¹²	-- ¹⁰	23.68	-- ¹⁰	0.00	0.00	-	-	-	-	-	-	-	-	-	-	-	-	-	-	-	-
C-9	09/30/2009 ¹²	-- ¹⁰	25.41	-- ¹⁰	0.00	0.00	-	-	-	-	-	-	-	-	-	-	-	-	-	-	-	-
C-9	03/22/2010 ⁷	-- ¹⁰	22.37	-- ¹⁰	0.00	0.00	<50	<0.5	<0.5	<0.5	<0.5	<0.5	<50	-	-	-	-	-	-	-	-	-

Table 1

Groundwater Monitoring and Sampling Data
Chevron Service Station 90076
4265 Foothill Boulevard
Oakland, California

Location	Date	TOC	DTW	GWE	LNAPLT	LNAPL REMOVED	HYDROCARBONS	PRIMARY VOCS					ADDITIONAL VOCS	FIELD PARAMETERS				GENERAL CHEMISTRY					
							TPH-GRO	B	T	E	X	MTBE by SW8260	ETHANOL	Dissolved oxygen, prepurge	Dissolved oxygen, postpurge	Oxidation reduction potential, prepurge	Oxidation reduction potential, postpurge	Alkalinity, total (as CaCO3)	Ferrous iron	Nitrate (as N)	Sulfate		
	Units	ft	ft	ft-amsl	ft	gallons	µg/L	µg/L	µg/L	µg/L	µg/L	µg/L	µg/L	µg/L	µg/L	µg/L	millivolts	millivolts	µg/L	µg/L	µg/L	µg/L	
C-9	09/16/2010 ¹²	-- ¹⁰	24.30	-- ¹⁰	0.00	0.00	-	-	-	-	-	-	-	-	-	-	-	-	-	-	-	-	-
C-9	03/08/2011 ¹²	-- ¹⁰	21.71	-- ¹⁰	0.00	0.00	<50	<0.5	<0.5	<0.5	<0.5	<0.5	<50	-	-	-	-	-	-	-	-	-	-
C-9	09/28/2011 ¹²	-- ¹⁰	23.36	-- ¹⁰	0.00	0.00	-	-	-	-	-	-	-	-	-	-	-	-	-	-	-	-	-
C-9	03/08/2012 ¹²	-- ¹⁰	24.44	-- ¹⁰	0.00	0.00	<50	<0.5	<0.5	<0.5	<0.5	<0.5	<50	-	-	-	-	-	-	-	-	-	-
C-9	09/20/2012 ¹²	-- ¹⁰	24.92	-- ¹⁰	0.00	0.00	-	-	-	-	-	-	-	-	-	-	-	-	-	-	-	-	-
C-9	03/20/2013	-- ¹⁰	23.36	-- ¹⁰	0.00	0.00	190	7	<0.5	2	2	<0.5	<50	-	-	-	-	-	-	-	-	-	-
C-9	09/18/2013 ¹²	-- ¹⁰	25.37	-- ¹⁰	0.00	0.00	-	-	-	-	-	-	-	-	-	-	-	-	-	-	-	-	-
C-9	03/13/2014 ¹²	-- ¹⁰	24.82	-- ¹⁰	0.00	0.00	<50	<0.5	<0.5	<0.5	<0.5	<0.5	<50	-	-	-	-	-	-	-	-	-	-
C-9	09/25/2014 ¹²	-- ¹⁰	25.92	-- ¹⁰	0.00	0.00	-	-	-	-	-	-	-	-	-	-	-	-	-	-	-	-	-
C-9	03/10/2015 ¹³	-	-	-	-	-	-	-	-	-	-	-	-	-	-	-	-	-	-	-	-	-	-
C-9	06/19/2015 ¹³	-	-	-	-	-	-	-	-	-	-	-	-	-	-	-	-	-	-	-	-	-	-
C-9	09/15/2015 ¹³	-	-	-	-	-	-	-	-	-	-	-	-	-	-	-	-	-	-	-	-	-	-
C-9	12/22/2015 ¹³	-	-	-	-	-	-	-	-	-	-	-	-	-	-	-	-	-	-	-	-	-	-
C-9	03/08/2016 ¹³	-	-	-	-	-	-	-	-	-	-	-	-	-	-	-	-	-	-	-	-	-	-
C-9	09/30/2016 ¹³	-	-	-	-	-	-	-	-	-	-	-	-	-	-	-	-	-	-	-	-	-	-
C-9	12/30/2016 ¹³	-	-	-	-	-	-	-	-	-	-	-	-	-	-	-	-	-	-	-	-	-	-
C-9	03/07/2017¹³	-	-	-	-	-	-	-	-	-	-	-	-	-	-	-	-	-	-	-	-	-	-
C-10	09/09/2003 ^{7,8}	-	17.18	-	0.00	0.00	<50	<0.5	<0.5	<0.5	0.5	14	<50	-	-	-	-	-	-	-	-	-	-
C-10	12/09/2003 ⁷	-	14.24	-	0.00	0.00	<50	<0.5	<0.5	<0.5	<0.5	2	<50	-	-	-	-	-	-	-	-	-	-
C-10	03/09/2004 ⁷	38.37	9.70	28.67	0.00	0.00	<50	<0.5	<0.5	<0.5	<0.5	15	<50	-	-	-	-	-	-	-	-	-	-
C-10	06/08/2004 ⁷	38.37	11.70	26.67	0.00	0.00	<50	<0.5	<0.5	<0.5	<0.5	44	<50	-	-	-	-	-	-	-	-	-	-
C-10	09/08/2004 ⁷	38.37	13.00	25.37	0.00	0.00	<50	<0.5	<0.5	<0.5	<0.5	2	<50	-	-	-	-	-	-	-	-	-	-

Table 1

**Groundwater Monitoring and Sampling Data
Chevron Service Station 90076
4265 Foothill Boulevard
Oakland, California**

Location	Date	TOC	DTW	GWE	LNAPLT	LNAPL REMOVED	HYDROCARBONS	PRIMARY VOCS					ADDITIONAL VOCS	FIELD PARAMETERS				GENERAL CHEMISTRY					
							TPH-GRO	B	T	E	X	MTBE by SW8260	ETHANOL	Dissolved oxygen, prepurge	Dissolved oxygen, postpurge	Oxidation reduction potential, prepurge	Oxidation reduction potential, postpurge	Alkalinity, total (as CaCO3)	Ferrous iron	Nitrate (as N)	Sulfate		
	Units	ft	ft	ft-amsl	ft	gallons	µg/L	µg/L	µg/L	µg/L	µg/L	µg/L	µg/L	µg/L	µg/L	µg/L	µg/L	millivolts	millivolts	µg/L	µg/L	µg/L	µg/L
C-10	12/06/2004 ⁷	38.37	12.53	25.84	0.00	0.00	<50	<0.5	<0.5	<0.5	<0.5	3	<50	-	-	-	-	-	-	-	-	-	-
C-10	03/07/2005 ⁷	38.38	7.84	30.54	0.00	0.00	<50	<0.5	<0.5	<0.5	<0.5	140	<50	-	-	-	-	-	-	-	-	-	-
C-10	06/06/2005 ⁷	38.38	9.62	28.76	0.00	0.00	<50	<0.5	<0.5	<0.5	<0.5	390	<50	-	-	-	-	-	-	-	-	-	-
C-10	09/06/2005 ⁷	38.39	11.58	26.81	0.00	0.00	<50	<0.5	<0.5	<0.5	<0.5	190	<50	-	-	-	-	-	-	-	-	-	-
C-10	12/05/2005 ⁷	38.39	10.88	27.51	0.00	0.00	<50	<0.5	<0.5	<0.5	<0.5	67	<50	-	-	-	-	-	-	-	-	-	-
C-10	03/06/2006 ⁷	38.39	7.37	31.02	0.00	0.00	<50	<0.5	<0.5	<0.5	<0.5	280	<50	-	-	-	-	-	-	-	-	-	-
C-10	06/05/2006 ⁷	38.39	9.25	29.14	0.00	0.00	<50	<0.5	<0.5	<0.5	<0.5	280	<50	-	-	-	-	-	-	-	-	-	-
C-10	09/05/2006 ⁷	38.39	10.38	28.01	0.00	0.00	<50	3	3	2	16	63	<50	-	-	-	-	-	-	-	-	-	-
C-10	12/04/2006 ⁷	38.39	10.65	27.74	0.00	0.00	<50	<0.5	<0.5	<0.5	<0.5	93	<50	-	-	-	-	-	-	-	-	-	-
C-10	03/05/2007 ⁷	38.39	8.97	29.42	0.00	0.00	<50	<0.5	<0.5	<0.5	<0.5	100	<50	-	-	-	-	-	-	-	-	-	-
C-10	06/04/2007 ⁷	38.39	9.80	28.59	0.00	0.00	<50	<0.5	<0.5	<0.5	<0.5	48	<50	-	-	-	-	-	-	-	-	-	-
C-10	09/07/2007 ⁷	38.39	11.20	27.19	0.00	0.00	<50	<0.5	<0.5	<0.5	<0.5	18	<50	-	-	-	-	-	-	-	-	-	-
C-10	12/06/2007 ⁷	38.39	10.53	27.86	0.00	0.00	<50	<0.5	<0.5	<0.5	<0.5	19	<50	-	-	-	-	-	-	-	-	-	-
C-10	03/06/2008 ⁷	38.39	8.75	29.64	0.00	0.00	<50	<0.5	<0.5	<0.5	<0.5	43	<50	-	-	-	-	-	-	-	-	-	-
C-10	06/05/2008 ⁷	38.39	9.95	28.44	0.00	0.00	<50	<0.5	<0.5	<0.5	<0.5	25	<50	-	-	-	-	-	-	-	-	-	-
C-10	09/03/2008 ⁷	38.39	11.41	26.98	0.00	0.00	<50	<0.5	<0.5	<0.5	<0.5	12	<50	-	-	-	-	-	-	-	-	-	-
C-10	12/03/2008 ⁷	38.39	11.26	27.13	0.00	0.00	<50	<0.5	<0.5	<0.5	<0.5	8	<50	-	-	-	-	-	-	-	-	-	-
C-10	03/04/2009	38.39	7.16	31.23	0.00	0.00	<50	<0.5	<0.5	<0.5	<0.5	6	<50	-	-	-	-	-	-	-	-	-	-
C-10	06/09/2009 ⁷	38.39	9.66	28.73	0.00	0.00	<50	<0.5	<0.5	<0.5	<0.5	30	<50	-	-	-	-	-	-	-	-	-	-
C-10	09/30/2009 ⁷	38.39	10.92	27.47	0.00	0.00	<50	<0.5	<0.5	<0.5	<0.5	9	<50	-	-	-	-	-	-	-	-	-	-
C-10	03/22/2010 ⁷	38.39	7.47	30.92	0.00	0.00	<50	<0.5	<0.5	<0.5	<0.5	17	<50	-	-	-	-	-	-	-	-	-	-
C-10	09/16/2010	38.39	10.17	28.22	0.00	0.00	<50	<0.5	<0.5	<0.5	<0.5	12	<50	-	-	-	-	-	-	-	-	-	-
C-10	03/08/2011	38.39	8.50	29.89	0.00	0.00	<50	<0.5	<0.5	<0.5	<0.5	7	<50	-	-	-	-	-	-	-	-	-	-

Table 1

**Groundwater Monitoring and Sampling Data
Chevron Service Station 90076
4265 Foothill Boulevard
Oakland, California**

Location	Date	TOC	DTW	GWE	LNAPLT	LNAPL REMOVED	HYDROCARBONS	PRIMARY VOCS					ADDITIONAL VOCS	FIELD PARAMETERS				GENERAL CHEMISTRY					
							TPH-GRO	B	T	E	X	MTBE by SW8260	ETHANOL	Dissolved oxygen, prepurge	Dissolved oxygen, postpurge	Oxidation reduction potential, prepurge	Oxidation reduction potential, postpurge	Alkalinity, total (as CaCO3)	Ferrous iron	Nitrate (as N)	Sulfate		
	Units	ft	ft	ft-amsl	ft	gallons	µg/L	µg/L	µg/L	µg/L	µg/L	µg/L	µg/L	µg/L	µg/L	µg/L	µg/L	millivolts	millivolts	µg/L	µg/L	µg/L	µg/L
C-10	09/28/2011	38.39	10.02	28.37	0.00	0.00	<50	<0.5	<0.5	<0.5	<0.5	6	<50	-	-	-	-	-	-	-	-	-	-
C-10	03/08/2012	38.39	12.80	25.59	0.00	0.00	<50	<0.5	<0.5	<0.5	<0.5	5	<50	-	-	-	-	-	-	-	-	-	-
C-10	09/20/2012	38.39	10.94	27.45	0.00	0.00	<50	<0.5	<0.5	<0.5	<0.5	0.8 J	<50	-	-	-	-	-	-	-	-	-	-
C-10	03/20/2013	38.39	9.29	29.10	0.00	0.00	<50	<0.5	<0.5	<0.5	<0.5	4	<50	-	-	-	-	-	-	-	-	-	-
C-10	09/18/2013	38.39	10.00	28.39	0.00	0.00	<50	<0.5	<0.5	<0.5	<0.5	<0.5	<50	-	-	-	-	-	-	-	-	-	-
C-10	03/13/2014	38.39	9.10	29.29	0.00	0.00	<50	<0.5	<0.5	<0.5	<0.5	<0.5	<50	-	-	-	-	-	-	-	-	-	-
C-10	09/25/2014	38.39	10.29	28.10	0.00	0.00	<50	<0.5	<0.5	<0.5	<0.5	0.9 J	<50	-	-	-	-	-	-	-	-	-	-
C-10	03/10/2015	40.96	9.30	31.66	0.00	0.00	<50	<0.5	<0.5	<0.5	<0.5	2	<50	-	-	-	-	-	-	-	-	-	-
C-10	06/19/2015	40.96	10.00	30.96	0.00	0.00	-	-	-	-	-	-	-	-	-	-	-	-	-	-	-	-	-
C-10	09/15/2015	40.96	10.89	30.07	0.00	0.00	<50	<0.5	<0.5	<0.5	<0.5	0.6 J	<50	-	-	-	-	-	-	-	-	-	-
C-10	12/22/2015 ¹⁵	40.96	8.08	32.88	0.00	0.00	-	-	-	-	-	-	-	-	-	-	-	-	-	-	-	-	-
C-10	03/08/2016	40.96	7.22	33.74	0.00	0.00	<50	<0.5	<0.5	<0.5	<0.5	0.7 J	<50	-	-	-	-	-	-	-	-	-	-
C-10	09/29/2016	40.96	11.05	29.91	0.00	0.00	<100	<1	<1	<1	<1	<1	<250	-	-	-	-	-	-	-	-	-	-
C-10	12/30/2016 ¹⁵	40.96	7.97	32.99	0.00	0.00	-	-	-	-	-	-	-	-	-	-	-	-	-	-	-	-	-
C-10	03/07/2017	40.96	7.28	33.68	0.00	0.00	<100	<1	<1	<1	<1	2	<250	-	-	-	-	-	-	-	-	-	-
C-11	03/10/2015	36.79	9.95	26.84	0.00	0.00	310	56	1	1	0.9 J	<0.5	<50	-	-	-	-	-	-	-	-	-	-
C-11	06/19/2015	36.79	12.43	24.36	0.00	0.00	1,000	180	15	34	8	<0.5	<50	-	-	-	-	-	-	-	-	-	-
C-11	09/15/2015	36.79	15.88	20.91	0.00	0.00	1,300	170	3	12	2	<0.5	<50	-	-	-	-	-	-	-	-	-	-
C-11	12/22/2015	36.79	16.58	20.21	0.00	0.00	420	15	0.5 J	<0.5	<0.5	<0.5	<50	-	-	-	-	-	-	-	-	-	-
C-11	03/08/2016	36.79	13.00	23.79	0.00	0.00	280	27	1	2	<0.5	<0.5	<50	-	-	-	-	-	-	-	-	-	-
C-11	09/30/2016	36.79	15.78	21.01	0.00	0.00	190	<1	<1	<1	<1	<1	<250	-	-	-	-	-	-	-	-	-	-
C-11	12/30/2016 ¹⁵	36.79	14.97	21.82	0.00	0.00	-	-	-	-	-	-	-	-	-	-	-	-	-	-	-	-	-

Table 1

**Groundwater Monitoring and Sampling Data
Chevron Service Station 90076
4265 Foothill Boulevard
Oakland, California**

Location	Date	TOC	DTW	GWE	LNAPLT	LNAPL REMOVED	HYDROCARBONS	PRIMARY VOCS					ADDITIONAL VOCS	FIELD PARAMETERS				GENERAL CHEMISTRY				
							TPH-GRO	B	T	E	X	MTBE by SW8260	ETHANOL	Dissolved oxygen, prepurge	Dissolved oxygen, postpurge	Oxidation reduction potential, prepurge	Oxidation reduction potential, postpurge	Alkalinity, total (as CaCO3)	Ferrous iron	Nitrate (as N)	Sulfate	
	Units	ft	ft	ft-amsl	ft	gallons	µg/L	µg/L	µg/L	µg/L	µg/L	µg/L	µg/L	µg/L	µg/L	µg/L	millivolts	millivolts	µg/L	µg/L	µg/L	µg/L
C-11	03/07/2017	36.79	12.98	23.81	0.00	0.00	240	5	<1	2	1	<1	<250	-	-	-	-	-	-	-	-	-
C-13	03/08/2016	42.02	12.21	29.81	0.00	0.00	<50	<0.5	6	<0.5	1	31	<50	-	-	-	-	-	-	-	-	-
C-13	09/30/2016	42.02	12.93	29.09	0.00	0.00	<100	<1	<1	<1	<1	35	<250	-	-	-	-	-	-	-	-	-
C-13	12/30/2016	42.02	9.61	32.41	0.00	0.00	<100	<1	<1	<1	<1	1	<250	-	-	-	-	-	-	-	-	-
C-13	03/07/2017	42.02	5.26	36.76	0.00	0.00	67 J	2	<1	1	0.9 J	5	<250	-	-	-	-	-	-	-	-	-
QA	12/13/2001	-	-	-	-	-	<50	<0.50	<0.50	<0.50	<1.5	<2.5	-	-	-	-	-	-	-	-	-	-
QA	03/08/2002	-	-	-	-	-	<50	<0.50	<0.50	<0.50	<1.5	<2.5	-	-	-	-	-	-	-	-	-	-
QA	06/19/2002	-	-	-	-	-	<50	<0.50	<0.50	<0.50	<1.5	<2.5	-	-	-	-	-	-	-	-	-	-
QA	09/11/2002	-	-	-	-	-	<50	<0.50	<0.50	<0.50	<1.5	<2.5	-	-	-	-	-	-	-	-	-	-
QA	12/11/2002	-	-	-	-	-	<50	<0.50	<0.50	<0.50	<1.5	<2.5	-	-	-	-	-	-	-	-	-	-
QA	03/11/2003	-	-	-	-	-	<50	<0.50	<0.50	<0.50	<1.5	<2.5	-	-	-	-	-	-	-	-	-	-
QA	06/10/2003 ⁷	-	-	-	-	-	<50	<0.5	<0.5	<0.5	<0.5	<0.5	-	-	-	-	-	-	-	-	-	-
QA	09/09/2003 ⁷	-	-	-	-	-	<50	<0.5	<0.5	<0.5	<0.5	<0.5	-	-	-	-	-	-	-	-	-	-
QA	12/09/2003 ⁷	-	-	-	-	-	<50	<0.5	<0.5	<0.5	<0.5	<0.5	-	-	-	-	-	-	-	-	-	-
QA	03/09/2004 ⁷	-	-	-	-	-	<50	<0.5	<0.5	<0.5	<0.5	<0.5	-	-	-	-	-	-	-	-	-	-
QA	06/08/2004 ⁷	-	-	-	-	-	<50	<0.5	<0.5	<0.5	<0.5	<0.5	-	-	-	-	-	-	-	-	-	-
QA	09/08/2004 ⁷	-	-	-	-	-	<50	<0.5	<0.5	<0.5	<0.5	<0.5	-	-	-	-	-	-	-	-	-	-
QA	12/06/2004 ⁷	-	-	-	-	-	<50	<0.5	<0.5	<0.5	<0.5	<0.5	-	-	-	-	-	-	-	-	-	-
QA	03/07/2005 ⁷	-	-	-	-	-	<50	<0.5	<0.5	<0.5	<0.5	<0.5	-	-	-	-	-	-	-	-	-	-
QA	06/06/2005 ⁷	-	-	-	-	-	<50	<0.5	<0.5	<0.5	<0.5	<0.5	-	-	-	-	-	-	-	-	-	-
QA	09/06/2005 ⁷	-	-	-	-	-	<50	<0.5	<0.5	<0.5	<0.5	<0.5	-	-	-	-	-	-	-	-	-	-

Table 1

**Groundwater Monitoring and Sampling Data
Chevron Service Station 90076
4265 Foothill Boulevard
Oakland, California**

Location	Date	TOC	DTW	GWE	LNAPLT	LNAPL REMOVED	HYDROCARBONS	PRIMARY VOCS					ADDITIONAL VOCS	FIELD PARAMETERS				GENERAL CHEMISTRY					
							TPH-GRO	B	T	E	X	MTBE by SW8260	ETHANOL	Dissolved oxygen, prepurge	Dissolved oxygen, postpurge	Oxidation reduction potential, prepurge	Oxidation reduction potential, postpurge	Alkalinity, total (as CaCO3)	Ferrous iron	Nitrate (as N)	Sulfate		
	Units	ft	ft	ft-amsl	ft	gallons	µg/L	µg/L	µg/L	µg/L	µg/L	µg/L	µg/L	µg/L	µg/L	µg/L	µg/L	millivolts	millivolts	µg/L	µg/L	µg/L	µg/L
QA	12/05/2005 ⁷	-	-	-	-	-	<50	<0.5	<0.5	<0.5	<0.5	<0.5	-	-	-	-	-	-	-	-	-	-	-
QA	03/06/2006 ⁷	-	-	-	-	-	<50	<0.5	<0.5	<0.5	<0.5	<0.5	-	-	-	-	-	-	-	-	-	-	-
QA	06/05/2006 ⁷	-	-	-	-	-	<50	<0.5	<0.5	<0.5	<0.5	<0.5	-	-	-	-	-	-	-	-	-	-	-
QA	09/05/2006 ⁷	-	-	-	-	-	<50	<0.5	<0.5	<0.5	<0.5	<0.5	-	-	-	-	-	-	-	-	-	-	-
QA	12/04/2006 ⁷	-	-	-	-	-	<50	<0.5	<0.5	<0.5	<0.5	<0.5	-	-	-	-	-	-	-	-	-	-	-
QA	03/05/2007 ⁷	-	-	-	-	-	<50	<0.5	<0.5	<0.5	<0.5	<0.5	-	-	-	-	-	-	-	-	-	-	-
QA	06/04/2007 ⁷	-	-	-	-	-	<50	<0.5	<0.5	<0.5	<0.5	<0.5	-	-	-	-	-	-	-	-	-	-	-
QA	09/07/2007 ⁷	-	-	-	-	-	<50	<0.5	<0.5	<0.5	<0.5	<0.5	-	-	-	-	-	-	-	-	-	-	-
QA	12/06/2007 ⁷	-	-	-	-	-	<50	<0.5	<0.5	<0.5	<0.5	<0.5	-	-	-	-	-	-	-	-	-	-	-
QA	03/06/2008 ⁷	-	-	-	-	-	<50	<0.5	<0.5	<0.5	<0.5	<0.5	-	-	-	-	-	-	-	-	-	-	-
QA	06/05/2008 ⁷	-	-	-	-	-	<50	<0.5	<0.5	<0.5	<0.5	<0.5	-	-	-	-	-	-	-	-	-	-	-
QA	09/03/2008 ⁷	-	-	-	-	-	<50	<0.5	<0.5	<0.5	<0.5	<0.5	-	-	-	-	-	-	-	-	-	-	-
QA	12/03/2008 ⁷	-	-	-	-	-	<50	<0.5	<0.5	<0.5	<0.5	<0.5	-	-	-	-	-	-	-	-	-	-	-
QA	06/09/2009 ⁷	-	-	-	-	-	<50	<0.5	<0.5	<0.5	<0.5	<0.5	-	-	-	-	-	-	-	-	-	-	-
QA	09/30/2009 ⁷	-	-	-	-	-	<50	<0.5	<0.5	<0.5	<0.5	<0.5	-	-	-	-	-	-	-	-	-	-	-
QA	03/22/2010 ⁷	-	-	-	-	-	<50	<0.5	<0.5	<0.5	<0.5	<0.5	-	-	-	-	-	-	-	-	-	-	-
QA	09/16/2010	-	-	-	-	-	<50	<0.5	<0.5	<0.5	<0.5	<0.5	<50	-	-	-	-	-	-	-	-	-	-
QA	03/08/2011	-	-	-	-	-	<50	<0.5	<0.5	<0.5	<0.5	<0.5	-	-	-	-	-	-	-	-	-	-	-
QA	09/28/2011	-	-	-	-	-	<50	<0.5	<0.5	<0.5	<0.5	<0.5	-	-	-	-	-	-	-	-	-	-	-
QA	03/08/2012	-	-	-	-	-	<50	<0.5	<0.5	<0.5	<0.5	<0.5	-	-	-	-	-	-	-	-	-	-	-
QA	09/20/2012	-	-	-	-	-	<50	<0.5	<0.5	<0.5	<0.5	<0.5	-	-	-	-	-	-	-	-	-	-	-
QA	03/20/2013	-	-	-	-	-	<50	<0.5	<0.5	<0.5	<0.5	<0.5	-	-	-	-	-	-	-	-	-	-	-
QA	09/18/2013	-	-	-	-	-	<50	<0.5	<0.5	<0.5	<0.5	<0.5	-	-	-	-	-	-	-	-	-	-	-

Table 1

**Groundwater Monitoring and Sampling Data
Chevron Service Station 90076
4265 Foothill Boulevard
Oakland, California**

Location	Date	TOC	DTW	GWE	LNAPLT	LNAPL REMOVED	HYDROCARBONS	PRIMARY VOCS					ADDITIONAL VOCS	FIELD PARAMETERS				GENERAL CHEMISTRY				
							TPH-GRO	B	T	E	X	MTBE by SW8260	ETHANOL	Dissolved oxygen, prepurge	Dissolved oxygen, postpurge	Oxidation reduction potential, prepurge	Oxidation reduction potential, postpurge	Alkalinity, total (as CaCO3)	Ferrous iron	Nitrate (as N)	Sulfate	
	Units	ft	ft	ft-amsl	ft	gallons	µg/L	µg/L	µg/L	µg/L	µg/L	µg/L	µg/L	µg/L	µg/L	µg/L	millivolts	millivolts	µg/L	µg/L	µg/L	µg/L
QA	03/13/2014	-	-	-	-	-	<50	<0.5	<0.5	<0.5	<0.5	<0.5	-	-	-	-	-	-	-	-	-	-
QA	09/25/2014	-	-	-	-	-	<50	<0.5	<0.5	<0.5	<0.5	<0.5	-	-	-	-	-	-	-	-	-	-
QA	03/10/2015	-	-	-	-	-	<50	<0.5	<0.5	<0.5	<0.5	<0.5	-	-	-	-	-	-	-	-	-	-
QA	06/19/2015	-	-	-	-	-	<50	<0.5	<0.5	<0.5	<0.5	<0.5	-	-	-	-	-	-	-	-	-	-
QA	09/15/2015	-	-	-	-	-	<50	<0.5	<0.5	<0.5	<0.5	<0.5	-	-	-	-	-	-	-	-	-	-
QA	12/22/2015	-	-	-	-	-	<50	<0.5	<0.5	<0.5	<0.5	<0.5	-	-	-	-	-	-	-	-	-	-
QA	03/08/2016	-	-	-	-	-	<50	<0.5	<0.5	<0.5	<0.5	<0.5	-	-	-	-	-	-	-	-	-	-
QA	09/29/2016	-	-	-	-	-	<100	<1	<1	<1	<1	<1	-	-	-	-	-	-	-	-	-	-
QA	12/30/2016	-	-	-	-	-	<100	<1	<1	<1	<1	<1	-	-	-	-	-	-	-	-	-	-
QA	03/07/2017	-	-	-	-	-	<100	<1	<1	<1	<1	<1	-	-	-	-	-	-	-	-	-	-
Trip Blank	04/28/1989	-	-	-	-	-	<500	<0.5	<0.5	<0.5	<0.5	-	-	-	-	-	-	-	-	-	-	-
Trip Blank	08/08/1989	-	-	-	-	-	<500	<0.5	<0.5	<0.5	<0.5	-	-	-	-	-	-	-	-	-	-	-
Trip Blank	08/27/1990	-	-	-	-	-	<50	<0.3	<0.3	<0.3	<0.6	-	-	-	-	-	-	-	-	-	-	-
Trip Blank	11/14/1990	-	-	-	-	-	<50	<0.3	<0.3	<0.3	<0.6	-	-	-	-	-	-	-	-	-	-	-
Trip Blank	06/18/1991	-	-	-	-	-	<50	<0.5	<0.5	<0.5	<0.5	-	-	-	-	-	-	-	-	-	-	-
Trip Blank	09/19/1991	-	-	-	-	-	<50	<0.5	<0.5	<0.5	<0.5	-	-	-	-	-	-	-	-	-	-	-
Trip Blank	12/20/1991	-	-	-	-	-	<50	<0.5	<0.5	<0.5	<0.5	-	-	-	-	-	-	-	-	-	-	-
Trip Blank	03/18/1992	-	-	-	-	-	<50	<0.5	<0.5	<0.5	<0.5	-	-	-	-	-	-	-	-	-	-	-
Trip Blank	07/14/1992	-	-	-	-	-	<50	<0.5	<0.5	<0.5	<0.5	-	-	-	-	-	-	-	-	-	-	-
Trip Blank	10/08/1992	-	-	-	-	-	<50	<0.5	<0.5	<0.5	<0.5	-	-	-	-	-	-	-	-	-	-	-
Trip Blank	01/08/1993	-	-	-	-	-	<50	<0.5	<0.5	<0.5	<0.5	-	-	-	-	-	-	-	-	-	-	-
Trip Blank	04/14/1993	-	-	-	-	-	<50	<0.5	<0.5	<0.5	<0.5	-	-	-	-	-	-	-	-	-	-	-

Table 1

**Groundwater Monitoring and Sampling Data
Chevron Service Station 90076
4265 Foothill Boulevard
Oakland, California**

Location	Date	TOC	DTW	GWE	LNAPLT	LNAPL REMOVED	HYDROCARBONS	PRIMARY VOCS					ADDITIONAL VOCS	FIELD PARAMETERS				GENERAL CHEMISTRY				
							TPH-GRO	B	T	E	X	MTBE by SW8260	ETHANOL	Dissolved oxygen, prepurge	Dissolved oxygen, postpurge	Oxidation reduction potential, prepurge	Oxidation reduction potential, postpurge	Alkalinity, total (as CaCO3)	Ferrous iron	Nitrate (as N)	Sulfate	
	Units	ft	ft	ft-amsl	ft	gallons	µg/L	µg/L	µg/L	µg/L	µg/L	µg/L	µg/L	µg/L	µg/L	µg/L	millivolts	millivolts	µg/L	µg/L	µg/L	µg/L
Trip Blank	07/16/1993	-	-	-	-	-	<50	<0.5	<0.5	<0.5	<0.5	-	-	-	-	-	-	-	-	-	-	-
Trip Blank	09/21/1993	-	-	-	-	-	<50	<0.5	<0.5	<0.5	<0.8	-	-	-	-	-	-	-	-	-	-	-
Trip Blank	01/28/1994	-	-	-	-	-	<50	<0.5	<0.5	<0.5	<0.5	-	-	-	-	-	-	-	-	-	-	-
Trip Blank	03/17/1994	-	-	-	-	-	<50	<0.5	<0.5	<0.5	<0.5	-	-	-	-	-	-	-	-	-	-	-
Trip Blank	06/16/1994	-	-	-	-	-	<50	<0.5	<0.5	<0.5	<0.5	-	-	-	-	-	-	-	-	-	-	-
Trip Blank	09/22/1994	-	-	-	-	-	<50	<0.5	<0.5	<0.5	<0.5	-	-	-	-	-	-	-	-	-	-	-
Trip Blank	12/15/1994	-	-	-	-	-	<50	<0.5	<0.5	<0.5	<0.5	-	-	-	-	-	-	-	-	-	-	-
Trip Blank	03/30/1995	-	-	-	-	-	<50	<0.5	<0.5	<0.5	<0.5	-	-	-	-	-	-	-	-	-	-	-
Trip Blank	06/20/1995	-	-	-	-	-	<50	<0.5	<0.5	<0.5	<0.5	-	-	-	-	-	-	-	-	-	-	-
Trip Blank	09/20/1995	-	-	-	-	-	<50	<0.5	<0.5	<0.5	<0.5	-	-	-	-	-	-	-	-	-	-	-
Trip Blank	12/06/1995	-	-	-	-	-	<50	<0.5	<0.5	<0.5	<0.5	-	-	-	-	-	-	-	-	-	-	-
Trip Blank	03/21/1996	-	-	-	-	-	<50	<0.5	<0.5	<0.5	<0.5	<2.5	-	-	-	-	-	-	-	-	-	-
Trip Blank	06/21/1996	-	-	-	-	-	<50	<0.5	<0.5	<0.5	<0.5	<2.5	-	-	-	-	-	-	-	-	-	-
Trip Blank	09/06/1996	-	-	-	-	-	<50	<0.5	<0.5	<0.5	<0.5	-	-	-	-	-	-	-	-	-	-	-
Trip Blank	12/19/1996	-	-	-	-	-	<50	<0.5	<0.5	<0.5	<0.5	<2.5	-	-	-	-	-	-	-	-	-	-
Trip Blank	03/17/1997	-	-	-	-	-	<50	<0.5	<0.5	<0.5	<0.5	<2.5	-	-	-	-	-	-	-	-	-	-
Trip Blank	06/11/1997	-	-	-	-	-	<50	<0.5	<0.5	<0.5	<0.5	<2.5	-	-	-	-	-	-	-	-	-	-
Trip Blank	09/17/1997	-	-	-	-	-	<50	<0.5	<0.5	<0.5	<0.5	<2.5	-	-	-	-	-	-	-	-	-	-
Trip Blank	12/11/1997	-	-	-	-	-	<50	<0.5	<0.5	<0.5	<0.5	<2.5	-	-	-	-	-	-	-	-	-	-
Trip Blank	03/12/1998	-	-	-	-	-	<50	<0.5	<0.5	<0.5	<0.5	<2.5	-	-	-	-	-	-	-	-	-	-
Trip Blank	06/23/1998	-	-	-	-	-	<50	<0.5	<0.5	<0.5	<0.5	<2.5	-	-	-	-	-	-	-	-	-	-
Trip Blank	09/01/1998	-	-	-	-	-	<50	<0.5	<0.5	<0.5	<0.5	<2.5	-	-	-	-	-	-	-	-	-	-
Trip Blank	12/30/1998	-	-	-	-	-	<50	<0.5	<0.5	<0.5	<0.5	<2.0	-	-	-	-	-	-	-	-	-	-

Table 1

**Groundwater Monitoring and Sampling Data
Chevron Service Station 90076
4265 Foothill Boulevard
Oakland, California**

Location	Date	TOC	DTW	GWE	LNAPLT	LNAPL REMOVED	HYDROCARBONS	PRIMARY VOCS					ADDITIONAL VOCS	FIELD PARAMETERS				GENERAL CHEMISTRY				
							TPH-GRO	B	T	E	X	MTBE by SW8260	ETHANOL	Dissolved oxygen, prepurge	Dissolved oxygen, postpurge	Oxidation reduction potential, prepurge	Oxidation reduction potential, postpurge	Alkalinity, total (as CaCO3)	Ferrous iron	Nitrate (as N)	Sulfate	
	Units	ft	ft	ft-amsl	ft	gallons	µg/L	µg/L	µg/L	µg/L	µg/L	µg/L	µg/L	µg/L	µg/L	µg/L	millivolts	millivolts	µg/L	µg/L	µg/L	µg/L
Trip Blank	03/31/1999	-	-	-	-	-	<50	<0.5	<0.5	<0.5	<0.5	<2.0	-	-	-	-	-	-	-	-	-	-
Trip Blank	06/14/1999	-	-	-	-	-	<50	<0.5	<0.5	<0.5	<0.5	<2.5	-	-	-	-	-	-	-	-	-	-
Trip Blank	12/22/1999	-	-	-	-	-	<50	<0.5	<0.5	<0.5	<0.5	<2.5	-	-	-	-	-	-	-	-	-	-
Trip Blank	06/23/2000	-	-	-	-	-	<50	<0.50	<0.50	<0.50	<0.50	<2.5	-	-	-	-	-	-	-	-	-	-
Trip Blank	09/05/2000	-	-	-	-	-	<50	<0.50	<0.50	<0.50	<0.50	<2.5	-	-	-	-	-	-	-	-	-	-
Trip Blank	12/04/2000	-	-	-	-	-	<50	<0.50	<0.50	<0.50	<0.50	<2.5	-	-	-	-	-	-	-	-	-	-
Trip Blank	03/08/2001	-	-	-	-	-	<50.0	<0.500	<0.500	<0.500	<0.500	<2.50	-	-	-	-	-	-	-	-	-	-
Trip Blank	06/07/2001	-	-	-	-	-	<50	<0.50	<0.50	<0.50	<0.50	<2.5	-	-	-	-	-	-	-	-	-	-
Trip Blank	09/13/2001	-	-	-	-	-	<50	<0.50	<0.50	<0.50	<0.50	<2.5	-	-	-	-	-	-	-	-	-	-

Table 1

**Groundwater Monitoring and Sampling Data
Chevron Service Station 90076
4265 Foothill Boulevard
Oakland, California**

Location	Date	TOC	DTW	GWE	LNAPLT	LNAPL REMOVED	HYDROCARBONS	PRIMARY VOCS					ADDITIONAL VOCS	FIELD PARAMETERS				GENERAL CHEMISTRY			
							TPH-GRO	B	T	E	X	MTBE by SW8260	ETHANOL	Dissolved oxygen, prepurge	Dissolved oxygen, postpurge	Oxidation reduction potential, prepurge	Oxidation reduction potential, postpurge	Alkalinity, total (as CaCO3)	Ferrous iron	Nitrate (as N)	Sulfate
Units	ft	ft	ft-amsl	ft	gallons	µg/L	µg/L	µg/L	µg/L	µg/L	µg/L	µg/L	µg/L	µg/L	millivolts	millivolts	µg/L	µg/L	µg/L	µg/L	

Abbreviations and Notes:

TOC = Top of casing

DTW = Depth to water

GWE = Groundwater elevation

(ft-amsl) = Feet above mean sea level

ft = Feet

µg/L = Micrograms per liter

TPH-GRO = Total petroleum hydrocarbons - gasoline range organics

VOCS = Volatile Organic Compounds

B = Benzene

T = Toluene

E = Ethylbenzene

X = Xylene

MTBE = Methyl tert-butyl ether

-- = Not available or not applicable

<x = Not detected above laboratory method detection limit

J = Estimated value between method detection limit and laboratory reporting limit

* TOC elevation for C-10 was surveyed on September 26, 2003, by Virgil Chavez Land Surveying. The benchmark for this survey was a City of Oakland No. 1589, a cut square in the sidewalk at the mid-return at the west corner of High Street and Foothill Blvd., (Benchmark Elevation = 38.54 feet, NGVD 29).

** GWE corrected for the presence of LNAPL; correction factor: [(TOC - DTW) + (LNAPLT x 0.80)].

1 Confirmation run.

2 Sample was analyzed past hold-time, the results should be considered as estimated.

3 ORC present in well.

Table 1

**Groundwater Monitoring and Sampling Data
Chevron Service Station 90076
4265 Foothill Boulevard
Oakland, California**

Location	Date	TOC	DTW	GWE	LNAPL	LNAPL REMOVED	HYDROCARBONS	PRIMARY VOCS					ADDITIONAL VOCS	FIELD PARAMETERS				GENERAL CHEMISTRY			
							TPH-GRO	B	T	E	X	MTBE by SW8260	ETHANOL	Dissolved oxygen, prepurge	Dissolved oxygen, postpurge	Oxidation reduction potential, prepurge	Oxidation reduction potential, postpurge	Alkalinity, total (as CaCO3)	Ferrous iron	Nitrate (as N)	Sulfate
Units	ft	ft	ft-amsl	ft	gallons	µg/L	µg/L	µg/L	µg/L	µg/L	µg/L	µg/L	µg/L	µg/L	millivolts	millivolts	µg/L	µg/L	µg/L	µg/L	

- 4 Laboratory report indicates gasoline C6-C12.
- 5 Laboratory report indicates sample was originally analyzed within holding time. Re-analysis for confirmation or dilution was performed past the recommended holding time.
- 6 Laboratory report indicates hydrocarbon pattern is present in the requested fuel quantitation range but does not resemble the pattern of the requested fuel.
- 7 BTEX and MTBE by EPA Method 8260.
- 8 Well development performed.
- 9 ORC removed from well.
- 10 TOC has been altered; unable to determine an accurate GWE.
- 11 Laboratory confirmed result.
- 12 Sampled annually.
- 13 Inaccessible
- 14 Analyzed in part per billion (ppb)
- 15 Sampled semi-annually

Attachment A Monitoring Data Package

BLAINE
TECH SERVICES INC.

GROUNDWATER SAMPLING SPECIALISTS
SINCE 1985

March 14, 2017

Chevron Environmental Management Company
Dave Patten
145 S. State College Blvd
Brea, CA 92821

First Quarter 2017 Monitoring at
Site Number 90076
4625 Foothill Blvd.
Oakland, CA

Monitoring performed on March 7, 2017

Blaine Tech Services, Inc. Groundwater Monitoring Event 170307CK-1

This submission covers the routine monitoring of groundwater wells conducted on March 7, 2017 at this location. Twelve monitoring wells were measured for depth to groundwater (DTW) and presence of separate-phase hydrocarbons (SPH). Ten monitoring wells were sampled. Technician was unable to access wells C-7 and C-9. All sampling activities were performed in accordance with local, state and federal guidelines.

Water levels and separate-phase measurements were collected using an electronic water or oil-water interface detector. All sampled wells were purged of three case volumes or until water temperature, pH and conductivity stabilized. Purging was accomplished using electric submersible pumps, positive air-displacement pumps or stainless steel, Teflon or disposable bailers. Subsequent sample collection and sample handling was performed in accordance with EPA protocols using disposable bailers. Alternately, where applicable, wells were sampled utilizing no-purge methodology. All reused equipment was decontaminated in an integrated stainless steel sink with de-ionized water supplied Hotsy pressure washer and Liquinox or equivalent.

Samples were delivered under chain-of-custody to Lancaster Laboratories of Lancaster, Pennsylvania, for analysis. Monitoring well purgewater and equipment rinsate water was collected and transported under bill of lading to Blaine Tech Services, Inc.'s yard in Carson, California, and bulked for future transportation (within 90 days) under non-hazardous manifest for disposal at Evoqua Water Technologies, a licensed facility located in Vernon, CA.

First Quarter 2017 Groundwater Monitoring at Chevron 90076, 4625 Foothill Blvd., Oakland, CA

Enclosed documentation from this event includes copies of the Well Gauging Sheet, Well Monitoring Data Sheets, and Chain-of-Custody.

Blaine Tech Services, Inc.'s activities at this site consisted of objective data and sample collection only. No interpretation of analytical results, defining of hydrogeologic conditions or formulation of recommendations was performed.

Please call if you have any questions.

Thank you,



Ryan Prevost
Blaine Tech Services, Inc
Project Manager

attachments: Well Gauging Sheet
Individual Well Monitoring Data Sheets
Chain of Custody Forms
Bill of Lading
Wellhead Inspection Form

cc: GHD
Attn: Kiersten Hoey
5900 Hollis St., Ste A
Emerville, CA 94608

First Quarter 2017 Groundwater Monitoring at Chevron 90076, 4625 Foothill Blvd., Oakland, CA

WELL GAUGING DATA

Project # 170307-041 Date 3/7/17 Client CALCOR

Site 4265 FOOTBRIDGE BLVD, OAKLAND

Well ID	Time	Well Size (in.)	Sheen / Odor	Depth to Immiscible Liquid (ft.)	Thickness of Immiscible Liquid (ft.)	Volume of Immiscibles Removed (ml)	Depth to water (ft.)	Depth to well bottom (ft.)	Survey Point: TOB or TOC	Notes	
C-1	0941	3					7.37	38.02			
C-2	0954	3					9.61	36.33			
C-3	0938	3					14.00	39.12			
C-4	0957	3					7.79	36.37			
C-5	1000	2					15.91	44.10			
C-6	0948	2					17.78	53.63			
C-7	NO	ACCESS DUE TO ACCESS AGREEMENT									
C-8	1008	2					22.93	56.00			
C-9	NO	ACCESS DUE TO ACCESS AGREEMENT									
C-10	0935	2					7.28	29.87			
C-11	1012	2					12.98 12.28	19.57			
C-13	1016	2					5.26	19.95		↓	

CHEVRON WELL MONITORING DATA SHEET

Project #: 170307-CW1	Station #: 9-0076
Sampler: CW	Date: 3/7/17
Weather: CLEAR	Ambient Air Temperature: 70°F
Well I.D.: C-1	Well Diameter: 2 (3) 4 6 8
Total Well Depth: 30.02	Depth to Water: 7.37
Depth to Free Product: —	Thickness of Free Product (feet): —
Referenced to: PVC Grade	D.O. Meter (if req'd): YSI HACH
DTW with 80% Recharge [(Height of Water Column x 0.20) + DTW]: 13.50	

Purge Method: Bailer Waterra Disposable Bailer
Disposible Bailer Peristaltic Extraction Port
Positive Air Displacement Extraction Pump Dedicated Tubing
Electric Submersible Other _____ Other: _____

11.3	(Gals.) X	3	=	33.9	Gals.
1 Case Volume		Specified Volumes		Calculated Volume	

Well Diameter	Multiplier	Well Diameter	Multiplier
1"	0.04	4"	0.65
2"	0.16	6"	1.47
3"	0.37	Other	radius ² * 0.163

Time	Temp (°F)	pH	Cond. (mS or µS)	Turbidity (NTUs)	Gals. Removed	Observations
1112	66.8	6.82	995	7	11.5	clear / odor
1115	66.0	6.87	996	8	23.0	
	Dewatered @		24.0	—	24.0	
1405	65.5	6.89	993	6	—	clear / odor

Did well dewater? Yes No Gallons actually evacuated: 24.0

Sampling Date: 3/7/17 Sampling Time: 1405 Depth to Water: 7.52

Sample I.D.: C-1-W-170703 Laboratory: Lancaster Other _____

Analyzed for: TPH-G BTEX MTBE OXYS Other: SEL COC

Duplicate I.D.: Analyzed for: TPH-G BTEX MTBE OXYS Other:

D.O. (if req'd):	Pre-purge:	mg/L	Post-purge:	mg/L
	O.R.P. (if req'd):	Pre-purge:	mV	Post-purge:

CHEVRON WELL MONITORING DATA SHEET

Project #: 170307.001	Station #: 9-0076
Sampler: CW	Date: 3/7/17
Weather: CLEAR	Ambient Air Temperature: 70 F
Well I.D.: C-2	Well Diameter: 2 (3) 4 6 8
Total Well Depth: 36.33	Depth to Water: 9.61
Depth to Free Product: —	Thickness of Free Product (feet): —
Referenced to: (PVC) Grade	D.O. Meter (if req'd): YSI HACH
DTW with 80% Recharge [(Height of Water Column x 0.20) + DTW]: 14.95	

Purge Method:

- Bailer
- Disposable Bailer
- Positive Air Displacement
- Electric Submersible
- Waterra
- Peristaltic
- Extraction Pump
- Other _____

Sampling Method:

- Bailer
- Disposable Bailer
- Extraction Port
- Dedicated Tubing
- Other: _____

9.9	(Gals.) X	3	=	29.7	Gals.
1 Case Volume		Specified Volumes		Calculated Volume	

Well Diameter	Multiplier	Well Diameter	Multiplier
1"	0.04	4"	0.65
2"	0.16	6"	1.47
3"	0.37	Other	radius ² * 0.163

Time	Temp (°F)	pH	Cond. (mS or μS)	Turbidity (NTUs)	Gals. Removed	Observations
1150	69.3	6.74	681	22	10.0	CLEAR / odor
	PLANTERED @		15.0 gpd	—	15.0	
1415	69.4	6.69	677	17	—	CLEAR / odor

Did well dewater? Yes No Gallons actually evacuated: 15.0

Sampling Date: 3/7/17 Sampling Time: 1415 Depth to Water: 10.20

Sample I.D.: C-2-W-170703 Laboratory: Lancaster Other: _____

Analyzed for: TPH-G BTEX MTBE OXYS Other: SEE COC

Duplicate I.D.: Analyzed for: TPH-G BTEX MTBE OXYS Other: _____

D.O. (if req'd):	Pre-purge:	mg/L	Post-purge:	mg/L
	O.R.P. (if req'd):	Pre-purge:	mV	Post-purge:

CHEVRON WELL MONITORING DATA SHEET

Project #: 170307-cw	Station #: 9-0076
Sampler: CW	Date: 3/7/17
Weather: clear	Ambient Air Temperature: 68°F
Well I.D.: C-3	Well Diameter: 2 (3) 4 6 8
Total Well Depth: 39.12	Depth to Water: 14.0
Depth to Free Product: —	Thickness of Free Product (feet): —
Referenced to: PVC Grade	D.O. Meter (if req'd): YSI HACH
DTW with 80% Recharge [(Height of Water Column x 0.20) + DTW]: 19.02	

Purge Method:

- Bailer
- Disposable Bailer
- Positive Air Displacement
- Electric Submersible
- Waterra
- Peristaltic
- Extraction Pump
- Other _____

Sampling Method:

- Bailer
- Disposable Bailer
- Extraction Port
- Dedicated Tubing

Other: _____

9.3	(Gals.) X	3	=	27.9	Gals.
1 Case Volume		Specified Volumes		Calculated Volume	

Well Diameter	Multiplier	Well Diameter	Multiplier
1"	0.04	4"	0.65
2"	0.16	6"	1.47
3"	0.37	Other	radius ² * 0.163

Time	Temp (°F)	pH	Cond. (mS or µS)	Turbidity (NTUs)	Gals. Removed	Observations
1042	67.2	6.94	470	10	10.0	clear
1045	67.1	6.62	627	15	20.0	↓ Slightly white soil 80"
1048	67.1	6.60	630	13	30.0	

Did well dewater? Yes No Gallons actually evacuated: 30.0

Sampling Date: 3/7/17 Sampling Time: 1100 Depth to Water: 18.95

Sample I.D.: C-3-W-170703 Laboratory: Lancaster Other _____

Analyzed for: TPH-G BTEX MTBE OXYS Other: Set CoC

Duplicate I.D.: Analyzed for: TPH-G BTEX MTBE OXYS Other:

D.O. (if req'd): Pre-purge: _____ mg/L Post-purge: _____ mg/L

O.R.P. (if req'd): Pre-purge: _____ mV Post-purge: _____ mV

CHEVRON WELL MONITORING DATA SHEET

Project #: 170307-cu1	Station #: 9-0076
Sampler: CU	Date: 3/7/19
Weather: CLEAR	Ambient Air Temperature: 70.5
Well I.D.: C-4	Well Diameter: 2 (3) 4 6 8
Total Well Depth: 36.37	Depth to Water: 7.79
Depth to Free Product: —	Thickness of Free Product (feet): —
Referenced to: <u>PVC</u> Grade	D.O. Meter (if req'd): YSI HACH
DTW with 80% Recharge [(Height of Water Column x 0.20) + DTW]: 13.51	

Purge Method: Bailer Waterra Disposable Bailer Positive Air Displacement Electric Submersible Other _____

Sampling Method: Bailer Disposable Bailer Extraction Port Dedicated Tubing Other: _____

10.6	(Gals.) X	3	=	31.8	Gals.
1 Case Volume		Specified Volumes		Calculated Volume	

Well Diameter	Multiplier	Well Diameter	Multiplier
1"	0.04	4"	0.65
2"	0.16	6"	1.47
3"	0.37	Other	radius ² * 0.163

Time	Temp (°F)	pH	Cond. (mS or μS)	Turbidity (NTUs)	Gals. Removed	Observations
1204	66.6	6.87	809	30	11.0	CLEAR / 0002
	DEWATERED @		19.0	←	19.0	
1425	65.9	6.71	720	22	—	CLEAR / 0002

Did well dewater? Yes No Gallons actually evacuated: 19.0

Sampling Date: 3/7/19 Sampling Time: 1425 Depth to Water: 8.02

Sample I.D.: C-4-W-170703 Laboratory: Lancaster Other _____

Analyzed for: TPH-G BTEX MTBE OXYS Other: see col

Duplicate I.D.: Analyzed for: TPH-G BTEX MTBE OXYS Other:

D.O. (if req'd):	Pre-purge:	mg/L	Post-purge:	mg/L
O.R.P. (if req'd):	Pre-purge:	mV	Post-purge:	mV

CHEVRON WELL MONITORING DATA SHEET

Project #: 170707-CK1	Station #: 9-0076
Sampler: CK	Date: 3/7/17
Weather: Clear	Ambient Air Temperature: 68 F
Well I.D.: C-5	Well Diameter: (2) 3 4 6 8 _____
Total Well Depth: 44.10	Depth to Water: 15.91
Depth to Free Product: _____	Thickness of Free Product (feet): _____
Referenced to: (PVC) Grade	D.O. Meter (if req'd): YSI HACH
DTW with 80% Recharge [(Height of Water Column x 0.20) + DTW]: 21.55	

Purge Method:

- Bailer
- Disposable Bailer
- Positive Air Displacement
- Electric Submersible
- Waterra
- Peristaltic
- Extraction Pump
- Other _____

Sampling Method:

- Bailer
- Disposable Bailer
- Extraction Port
- Dedicated Tubing

Other: _____

4.5 (Gals.) X	3	= 13.5 Gals.
I Case Volume	Specified Volumes	Calculated Volume

Well Diameter	Multiplier	Well Diameter	Multiplier
1"	0.04	4"	0.65
2"	0.16	6"	1.47
3"	0.37	Other	radius ² * 0.163

Time	Temp (°F)	pH	Cond. (mS or µS)	Turbidity (NTUs)	Gals. Removed	Observations
1216	65.6	7.22	737	18	4.5	Clear
1218	66.2	6.89	736	15	9.0	↓
1220	66.2	6.87	736	14	13.5	

Did well dewater? Yes No Gallons actually evacuated: 13.5

Sampling Date: 3/7/17 Sampling Time: 1224 Depth to Water: 17.23

Sample I.D.: C-5-W-170703 Laboratory: Lancaster Other _____

Analyzed for: TPH-G BTEX MTBE OXYS Other: see CK

Duplicate I.D.: Analyzed for: TPH-G BTEX MTBE OXYS Other:

D.O. (if req'd):	Pre-purge:	mg/L	Post-purge:	mg/L
O.R.P. (if req'd):	Pre-purge:	mV	Post-purge:	mV

CHEVRON WELL MONITORING DATA SHEET

Project #: 170307-CW1	Station #: 9-0076
Sampler: CW	Date: 3/7/17
Weather: CLEAR	Ambient Air Temperature: 70° F
Well I.D.: C-6	Well Diameter: ② 3 4 6 8 _____
Total Well Depth: 53.63	Depth to Water: 17.78
Depth to Free Product: —	Thickness of Free Product (feet): —
Referenced to: PVC (circled) Grade	D.O. Meter (if req'd): YSI HACH
DTW with 80% Recharge [(Height of Water Column x 0.20) + DTW]: 24.95	

Purge Method:
 Bailer Waterra Sampling Method: Bailer
 Disposable Bailer Peristaltic Disposable Bailer
 Positive Air Displacement Extraction Pump Extraction Port
 Electric Submersible Other _____ Dedicated Tubing
 Other: _____

5.7	(Gals.) X	3	=	17.1	Gals.
1 Case Volume		Specified Volumes		Calculated Volume	

Well Diameter	Multiplier	Well Diameter	Multiplier
1"	0.04	4"	0.65
2"	0.16	6"	1.47
3"	0.37	Other	radius ² * 0.163

Time	Temp (°F)	pH	Cond. (mS or μS)	Turbidity (NTUs)	Gals. Removed	Observations
1124	66.3	7.38	382	17	6.0	CLEAR
1126	69.4	6.91	785	20	12.0	↓
1128	68.5	6.79	790	21	18.0	↓

Did well dewater? Yes No Gallons actually evacuated: 18.0

Sampling Date: 3/7/17 Sampling Time: 1136 Depth to Water: 16.75

Sample I.D.: C-6-W-170703 Laboratory: Lancaster Other _____

Analyzed for: TPH-G BTEX MTBE OXYS Other: SEE CDC

Duplicate I.D.: Analyzed for: TPH-G BTEX MTBE OXYS Other:

D.O. (if req'd): Pre-purge: _____ mg/L Post-purge: _____ mg/L

O.R.P. (if req'd): Pre-purge: _____ mV Post-purge: _____ mV

CHEVRON WELL MONITORING DATA SHEET

Project #: 170307-cw1	Station #: 9-0076
Sampler: CU	Date: 3/7/17
Weather: Clear	Ambient Air Temperature: 70 F
Well I.D.: C-8	Well Diameter: ② 3 4 6 8 _____
Total Well Depth: 56.00	Depth to Water: 22.93
Depth to Free Product: —	Thickness of Free Product (feet): —
Referenced to: (PVC) Grade	D.O. Meter (if req'd): YSI HACH
DTW with 80% Recharge [(Height of Water Column x 0.20) + DTW]: 29.54	

Purge Method:

- Bailer
- Disposable Bailer
- Positive Air Displacement
- Electric Submersible
- Waterra
- Peristaltic
- Extraction Pump
- Other _____

Sampling Method:

- Bailer
- Disposable Bailer
- Extraction Port
- Dedicated Tubing

Other: _____

5.3	(Gals.) X	3	=	15.9	Gals.
1 Case Volume		Specified Volumes		Calculated Volume	

Well Diameter	Multiplier	Well Diameter	Multiplier
1"	0.04	4"	0.65
2"	0.16	6"	1.47
3"	0.37	Other	radius ² * 0.163

Time	Temp (°F)	pH	Cond. (mS or μS)	Turbidity (NTUs)	Gals. Removed	Observations
1303	67.8	8.46	390	23	5.5	Clear
1305	67.7	8.40	401	20	11.0	↓
1307	67.7	8.42	403	18	16.5	↓

Did well dewater? Yes No Gallons actually evacuated: 16.5

Sampling Date: 3/7/17 Sampling Time: 1312 Depth to Water: 24.78

Sample I.D.: C-8-W-170703 Laboratory: Lancaster Other _____

Analyzed for: TPH-G BTEX MTBE OXYS Other: SEC COC

Duplicate I.D.: Analyzed for: TPH-G BTEX MTBE OXYS Other: _____

D.O. (if req'd):	Pre-purge:	mg/L	Post-purge:	mg/L
O.R.P. (if req'd):	Pre-purge:	mV	Post-purge:	mV

CHEVRON WELL MONITORING DATA SHEET

Project #: 170307-CU1	Station #: 9-0071
Sampler: CM	Date: 3/7/17
Weather: clear	Ambient Air Temperature: 68 F
Well I.D.: C-10	Well Diameter: (2) 3 4 6 8
Total Well Depth: 29.83	Depth to Water: 7.28
Depth to Free Product: —	Thickness of Free Product (feet): —
Referenced to: RVC Grade	D.O. Meter (if req'd): YSI HACH
DTW with 80% Recharge [(Height of Water Column x 0.20) + DTW]: 11.79	

Purge Method: Bailer Waterra Disposable Bailer
Disposal Bailer Peristaltic Extraction Port
Positive Air Displacement Extraction Pump Dedicated Tubing
Electric Submersible Other Other: _____

Well Diameter	Multiplier	Well Diameter	Multiplier
1"	0.04	4"	0.65
2"	0.16	6"	1.47
3"	0.37	Other	radius ² * 0.163

3.6 (Gals.) X 3 = 10.8 Gals.
 1 Case Volume Specified Volumes Calculated Volume

Time	Temp (°F)	pH	Cond. (mS or μS)	Turbidity (NTUs)	Gals. Removed	Observations
1025	68.4	6.66	798	110	3.6	cloudy
1027	68.4	6.70	803	98	7.2	↓
1029	68.5	6.72	806	90	10.8	↓

Did well dewater? Yes No Gallons actually evacuated: 10.8

Sampling Date: 3/7/17 Sampling Time: 1030 Depth to Water: 7.96

Sample I.D.: C-10-W-170703 Laboratory: Lancaster Other _____

Analyzed for: TPH-G BTEX MTBE OXYS Other: See COC

Duplicate I.D.: QA-7-170703⁰ Analyzed for: TPH-G BTEX MTBE OXYS Other: _____

D.O. (if req'd):	Pre-purge:	mg/L	Post-purge:	mg/L
O.R.P. (if req'd):	Pre-purge:	mV	Post-purge:	mV

CHEVRON WELL MONITORING DATA SHEET

Project #: 170327.cu1	Station #: 910076
Sampler: cu	Date: 3/7/17
Weather: cum	Ambient Air Temperature: 70 F
Well I.D.: C-10 C-11	Well Diameter: (2) 3 4 6 8
Total Well Depth: 19.57	Depth to Water: 12.98
Depth to Free Product: —	Thickness of Free Product (feet): —
Referenced to: PVC Grade	D.O. Meter (if req'd): YSI HACH
DTW with 80% Recharge [(Height of Water Column x 0.20) + DTW]: 14.30	

Purge Method:

- Bailer
- Disposab**le** Bailer
- Positive Air Displacement
- Electric Submersible
- Waterra
- Peristaltic
- Extraction Pump
- Other _____

Sampling Method:

- Bailer
- Disposab**le** Bailer
- Extraction Port
- Dedicated Tubing

Other: _____

1.1	(Gals.) X	3	=	3.3	Gals.
1 Case Volume		Specified Volumes		Calculated Volume	

Well Diameter	Multiplier	Well Diameter	Multiplier
1"	0.04	4"	0.65
2"	0.16	6"	1.47
3"	0.37	Other	radius ² * 0.163

Time	Temp (°F)	pH	Cond. (mS or μS)	Turbidity (NTUs)	Gals. Removed	Observations
1325	64.3	6.90	832	7100	1.1	GRAM
1328	64.5	6.88	832	7100	2.2	↓
1331	64.5	6.87	830	7100	3.3	↓

Did well dewater? Yes No Gallons actually evacuated: 3.3

Sampling Date: 3/7/17 Sampling Time: 1335 Depth to Water: 13.10

Sample I.D.: C-11-170703 Laboratory: Lancaster Other _____

Analyzed for: TPH-G BTEX MTBE OXYS Other: SEE COC

Duplicate I.D.: Analyzed for: TPH-G BTEX MTBE OXYS Other: _____

D.O. (if req'd):	Pre-purge:	mg/L	Post-purge:	mg/L
O.R.P. (if req'd):	Pre-purge:	mV	Post-purge:	mV

CHEVRON WELL MONITORING DATA SHEET

Project #: 170307-cw1	Station #: 09-0076
Sampler: cu	Date: 3/7/17
Weather: CLEAR	Ambient Air Temperature: 70 F
Well I.D.: C-13	Well Diameter: (2) 3 4 6 8
Total Well Depth: 12.95	Depth to Water: 5.26
Depth to Free Product: —	Thickness of Free Product (feet): —
Referenced to: PVC Grade	D.O. Meter (if req'd): YSI HACH
DTW with 80% Recharge [(Height of Water Column x 0.20) + DTW]: 8.00	

Purge Method: Bailer Waterra Peristaltic Extraction Pump Other _____

Disposal Bailer Extraction Port

Positive Air Displacement Dedicated Tubing

Electric Submersible Other: _____

Sampling Method: Bailer

2.2	(Gals.) X	3	=	6.6	Gals.
1 Case Volume		Specified Volumes		Calculated Volume	

Well Diameter	Multiplier	Well Diameter	Multiplier
1"	0.04	4"	0.65
2"	0.16	6"	1.47
3"	0.37	Other	radius ² * 0.163

Time	Temp (°F)	pH	Cond. (mS or µS)	Turbidity (NTUs)	Gals. Removed	Observations
1340	65.2	7.19	964	25	2.2	CLEAR
1352	66.9	7.18	1074	28	4.4	↓ NOT COL.
1356	66.9	7.18	1060	27	6.6	

Did well dewater? Yes (No) Gallons actually evacuated: 6.6

Sampling Date: 3/7/17 Sampling Time: 1435 Depth to Water: 7.20

Sample I.D.: C-13-W-170703 Laboratory: Lancaster Other _____

Analyzed for: TPH-G BTEX MTBE OXYS Other: SET COC

Duplicate I.D.: _____ Analyzed for: TPH-G BTEX MTBE OXYS Other: _____

D.O. (if req'd):	Pre-purge:	mg/L	Post-purge:	mg/L
O.R.P. (if req'd):	Pre-purge:	mV	Post-purge:	mV

CHAIN OF CUSTODY FORM
 Chevron Environmental Management Company ■ 6111 Bollinger Canyon Rd. ■ San Ramon, CA 94583

COC 1 of 2

Chevron Site Number: 90076
 Chevron Site Global ID: T0600100339
 Chevron Site Address: 4265 Foothill Blvd., Oakland, CA
 Chevron PM: Dave Patten
 Chevron PM Phone No.: (925) 842-7877
 Retail and Terminal Business Unit (RTBU) Job
 Construction/Retail Job

Chevron Consultant: GHD
 Address: 5900 Hollis St., Ste A, Emeryville, CA, 94608
 Consultant Contact: Kiersten Hoey
 Consultant Phone No. 510-420-3347
 Consultant Project No. _____
 Sampling Company: Blaine Tech Services
 Sampled By (Print): CORRY KUPARUKA
 Sampler Signature: [Signature]

ANALYSES REQUIRED

<input type="checkbox"/> EPA 8260B/GC/MS	<input type="checkbox"/> EPA 8015B	<input type="checkbox"/> EPA 8021B	<input type="checkbox"/> EPA 6010 Ca, Fe, K, Mg, Mn, Na	<input type="checkbox"/> EPA 6010/7000 TITLE 22 METALS	<input type="checkbox"/> EPA 150.1 PH	<input type="checkbox"/> SM2510B SPECIFIC CONDUCTIVITY	<input type="checkbox"/> EPA 418.1 TRPH	<input type="checkbox"/> EPA 8260	<input type="checkbox"/> EPA 8015
<input type="checkbox"/> TPH-G	<input type="checkbox"/> GROU	<input type="checkbox"/> BTEX	<input type="checkbox"/> DRO	<input type="checkbox"/> TITLC	<input type="checkbox"/> ALKALINITY	<input type="checkbox"/> EPA 413.1 OIL & GREASE	<input type="checkbox"/> ETHANOL	<input type="checkbox"/> TPH-D	
<input type="checkbox"/> HVOC	<input type="checkbox"/> HC SCREEN	<input type="checkbox"/> OXYGENATES	<input type="checkbox"/> MTBE	<input type="checkbox"/> STLC					

Preservation Codes
 H = HCL T = Thiosulfate
 N = HNO₃ B = NaOH
 S = H₂SO₄ O = Other

Special Instructions
 Must meet lowest detection limits poss. for 8260 compounds.

Charge Code: NWRTB-0098247-0-OML
 NWRTB 00SITE NUMBER-0-WBS
(WBS ELEMENTS:
 SITE ASSESSMENT: A1L REMEDIATION IMPLEMENTATION: R5L
 SITE MONITORING: OML OPERATION MAINTENANCE & MONITORING: M1L
THIS IS A LEGAL DOCUMENT. ALL FIELDS MUST BE FILLED OUT CORRECTLY AND COMPLETELY.

Lancaster Laboratories
 Lancaster, PA Lab Contact: Amek Carter
 2425 New Holland Pike, Lancaster, PA 17601
 Phone No: (717)656-2300

Other Lab _____
 Temp. Blank Check Time _____
 Temp. _____

SAMPLE ID				Sample Time	# of Containers	Container Type	Notes/Comments
Field Point Name	Matrix	Top Depth	Date (yymmdd)				
C-1-W-170703	W		170307	1405	6	14L WBS	
C-2-W-170703	W		170307	1415	6		
C-3-W-170703	W		170307	1100	6		
C-4-W-170703	W		170307	1425	6		
C-5-W-170703	W		170307	1224	6		
C-6-W-170703	W		170307	1130	6		
C-8-W-170703	W		170307	1312	6		
C-10-W-170703	W		170307	1030	6		
C-11-W-170703	W		170307	1335	6		
C-13-W-170703	W		170307	1435	6		

Relinquished By: <u>[Signature]</u> Company: <u>BTS</u> Date/Time: <u>3/7/17 1545</u>	Relinquished To: <u>[Signature]</u> Company: <u>BTS (S.C.)</u> Date/Time: <u>3/7/17 1545</u>	Turnaround Time: Standard <input checked="" type="checkbox"/> 24 Hours <input type="checkbox"/> 48 hours <input type="checkbox"/> 72 Hours <input type="checkbox"/> Other <input type="checkbox"/> Sample Integrity: (Check by lab on arrival) Intact: _____ On Ice: _____ Temp: _____ COC # _____
Relinquished By: <u>[Signature]</u> Company: <u>BTS/SC</u> Date/Time: <u>3/8/17 1230</u>	Relinquished To: <u>[Signature]</u> Company: <u>ELLG</u> Date/Time: <u>3/8/17 1230</u>	
Relinquished By: _____ Company: _____ Date/Time: _____	Relinquished To: _____ Company: _____ Date/Time: _____	

CHAIN OF CUSTODY FORM

Chevron Environmental Management Company ■ 6111 Bollinger Canyon Rd. ■ San Ramon, CA 94583

COC 2 of 2

Chevron Site Number: 90076
 Chevron Site Global ID: T0600100339
 Chevron Site Address: 4265 Foothill Blvd., Oakland, CA
 Chevron PM: Dave Patten
 Chevron PM Phone No.: (925) 842-7877
 Retail and Terminal Business Unit (RTBU) Job
 Construction/Retail Job

Chevron Consultant: GHD
 Address: 5900 Hollis St., Ste A, Emeryville, CA, 94608
 Consultant Contact: Kiersten Hoey
 Consultant Phone No. 510-420-3347
 Consultant Project No. _____
 Sampling Company: Blaine Tech Services
 Sampled By (Print): COPEY KIEWITACU
 Sampler Signature: [Signature]

ANALYSES REQUIRED

<input type="checkbox"/> EPA 8260B/GC/MS	<input type="checkbox"/> EPA 8015B	<input type="checkbox"/> EPA 8021B	<input type="checkbox"/> EPA 6010 Ca, Fe, K, Mg, Mn, Na	<input type="checkbox"/> EPA 6010/7000 TITLE 22 METALS	<input type="checkbox"/> EPA 310.1 ALKALINITY	<input type="checkbox"/> EPA 413.1 OIL & GREASE
<input type="checkbox"/> TPH-G	<input checked="" type="checkbox"/> GRO	<input type="checkbox"/> BTEX	<input type="checkbox"/> ORO	<input type="checkbox"/> TITC	<input type="checkbox"/> EPA 150.1 PH	<input type="checkbox"/> EPA 418.1 TRPH
<input type="checkbox"/> OXYGENATES	<input checked="" type="checkbox"/> GRO	<input type="checkbox"/> MTBE	<input type="checkbox"/> HC SCREEN	<input type="checkbox"/> STL	<input type="checkbox"/> SM2510B SPECIFIC CONDUCTIVITY	<input type="checkbox"/> ETHANOL
<input type="checkbox"/> HVOC	<input type="checkbox"/> DRO	<input type="checkbox"/> MTBE				<input type="checkbox"/> TPH-D

Preservation Codes
 H = HCL T = Thiosulfate
 N = HNO₃ B = NaOH
 S = H₂SO₄ O = Other
 Special Instructions
 Must meet lowest detection limits pos for 8260 compounds.
 Notes/Comments

Charge Code: **NWRTB-0098247-0-OML**
 NWRTB 00SITE NUMBER-0- WBS
(WBS ELEMENTS:
 SITE ASSESSMENT: A1L REMEDIATION IMPLEMENTATION: R5L
 SITE MONITORING: OML OPERATION MAINTENANCE & MONITORING: M1L
THIS IS A LEGAL DOCUMENT. ALL FIELDS MUST BE FILLED OUT CORRECTLY AND COMPLETELY.

Lancaster Laboratories
 Lancaster, PA
 Lab Contact: Amek Carter
 2425 New Holland Pike,
 Lancaster, PA 17601
 Phone No: (717)656-2300

Other Lab	Temp. Blank Check Time	Temp.
_____	_____	_____
_____	_____	_____
_____	_____	_____
_____	_____	_____

SAMPLE ID				Sample Time	# of Containers	Container Type
Field Point Name	Matrix	Top Depth	Date (yymmdd)			
<u>WA-T.170103</u>	<u>T</u>		<u>170307</u>	<u>0815</u>	<u>2</u>	<u>HCL VCAPS</u>

Relinquished By: <u>[Signature]</u>	Company: <u>BTS</u>	Date/Time: <u>3/7/17 1545</u>	Relinquished To: <u>[Signature]</u>	Company: <u>BTS (S.C.)</u>	Date/Time: <u>3/7/17 1545</u>
Relinquished By: <u>[Signature]</u>	Company: <u>BTS/SL</u>	Date/Time: <u>3/8/17 1230</u>	Relinquished To: <u>[Signature]</u>	Company: <u>ELLE</u>	Date/Time: <u>3/8/17 1230</u>
Relinquished By: _____	Company: _____	Date/Time: _____	Relinquished To: _____	Company: _____	Date/Time: _____

Turnaround Time:
 Standard 24 Hours 48 hours 72
 Hours Other
 Sample Integrity: (Check by lab on arrival)
 Intact: _____ On Ice: _____ Temp: _____
 COC # _____

WELLHEAD INSPECTION CHECKLIST

Client CACERON Date 3/7/17

Site Address 4265 FOSTER BLVD. OAKLAND

Job Number 170307-CM Technician CE

Well ID	Well Inspected - No Corrective Action Required	Water Bailed From Wellbox	Wellbox Components Cleaned	Cap Replaced	Lock Replaced	Other Action Taken (explain below)	Well Not Inspected (explain below)	Repair Order Submitted
C-1	x							
C-2						x		
C-3						x		
C-4						i		
C-5		x				x		
C-6	i							
C-7	NO ACCESS DUE TO ACCESS AGREEMENT							
C-8	x							
C-9	NO ACCESS DUE TO ACCESS AGREEMENT							
C-10						x		
C-11	x							
C-13	x							

NOTES: C-10 2/2 TABS STRIPPED C-3 - 1/2 BOLTS
C-2 - 2/2 BOLTS C-4 2/2 TABS STRIPPED
C-5 2/2 TABS STRIPPED

SOURCE RECORD **BILL OF LADING**

FOR PURGEWATER RECOVERED FROM GROUNDWATER WELLS AT CHEVRON FACILITIES IN THE STATE OF CALIFORNIA. THE PURGE-WATER WHICH HAS BEEN RECOVERED FROM GROUNDWATER WELLS IS COLLECTED BY THE CONTRACTOR AND HAULED TO THEIR FACILITY IN SAN JOSE, CALIFORNIA FOR TEMPORARILY HOLDING PENDING TRANSPORT BY OTHERS TO FINAL DESTINATION.

The contractor performing this work is BLAINE TECH SERVICES, INC. (BLAINE TECH), 1680 Rogers Ave. San Jose CA (408) 573-0555). BLAINE TECH. is authorized by Chevron Environmental Management Company (CHEVRON EMC) to recover, collect, apportion into loads, and haul the purgewater that is drawn from wells at the CHEVRON EMC facility indicated below and to deliver that purgewater to BLAINE TECH for temporarily holding. Transport routing of the purgewater may be direct from one CHEVRON EMC facility to BLAINE TECH; from one CHEVRON EMC facility to BLAINE TECH via another CHEVRON EMC facility; or any combination thereof. The well purgewater is and remains the property of CHEVRON EMC.

This Source Record **BILL OF LADING** was initiated to cover the recovery of Non-Hazardous Well Purgewater from wells at the Chevron facility described below:

9-0076 CHEVRON # DAVID PATTEN
② ~~ALBERTA HOBY~~
 Chevron Engineer
 4265 FOOTHILL BLVD CARLIS CA
 street number street name city state

WELL I.D.	GALS.	WELL I.D.	GALS.
C-1	124.0	C-11	3.3
C-2	15.0	C-13	6.6
C-3	30.0		
C-4	19.0		
C-5	13.5		
C-6	18.0		
C-8	16.5		
C-10	10.8		
added equip.		any other adjustments	
rinse water	18.3		

TOTAL GALS. RECOVERED 165.0 loaded onto BTS vehicle # 81

BTS event # 170307-CM1 time 1445 date 3/17/12

Transporter signature _____

REC'D AT _____ time _____ date 1/1

Unloaded/received by signature _____

Permit To Work

for Chevron EMC Sites

Client: GHD Date: 3/9/17
 Site Address: 4265 FOSTER BLVD, OAKLAND
 Job Number: 170307-cw1 Technician(s): C. KIMPAJEE

Pre-Job Safety Review

1. JMP reviewed, site restrictions and parking/access issues addressed.	Reviewed: <input checked="" type="checkbox"/>																								
2. Special Permit Required Task Review																									
Are there any conditions or tasks that would require:	<table style="margin-left: auto; margin-right: auto;"> <thead> <tr> <th style="width: 60%;"></th> <th style="width: 10%;">Yes</th> <th style="width: 10%;">No</th> </tr> </thead> <tbody> <tr> <td style="padding-left: 40px;">Confined space entry</td> <td style="text-align: center;"><input type="checkbox"/></td> <td style="text-align: center;"><input checked="" type="checkbox"/></td> </tr> <tr> <td style="padding-left: 40px;">Working at height</td> <td style="text-align: center;"><input type="checkbox"/></td> <td style="text-align: center;"><input checked="" type="checkbox"/></td> </tr> <tr> <td style="padding-left: 40px;">Lock-out/Tag-out</td> <td style="text-align: center;"><input type="checkbox"/></td> <td style="text-align: center;"><input checked="" type="checkbox"/></td> </tr> <tr> <td style="padding-left: 40px;">Excavations greater than 4 feet deep</td> <td style="text-align: center;"><input type="checkbox"/></td> <td style="text-align: center;"><input checked="" type="checkbox"/></td> </tr> <tr> <td style="padding-left: 20px;">Excavations within 3 feet of a buried active electrical line or product piping or within 10 feet of a high pressure gas line.</td> <td style="text-align: center;"><input type="checkbox"/></td> <td style="text-align: center;"><input checked="" type="checkbox"/></td> </tr> <tr> <td style="padding-left: 20px;">Use of overhead equipment within 15 feet of an overhead electrical power line or pole supporting one</td> <td style="text-align: center;"><input type="checkbox"/></td> <td style="text-align: center;"><input checked="" type="checkbox"/></td> </tr> <tr> <td style="padding-left: 40px;">Hot work</td> <td style="text-align: center;"><input type="checkbox"/></td> <td style="text-align: center;"><input checked="" type="checkbox"/></td> </tr> </tbody> </table>		Yes	No	Confined space entry	<input type="checkbox"/>	<input checked="" type="checkbox"/>	Working at height	<input type="checkbox"/>	<input checked="" type="checkbox"/>	Lock-out/Tag-out	<input type="checkbox"/>	<input checked="" type="checkbox"/>	Excavations greater than 4 feet deep	<input type="checkbox"/>	<input checked="" type="checkbox"/>	Excavations within 3 feet of a buried active electrical line or product piping or within 10 feet of a high pressure gas line.	<input type="checkbox"/>	<input checked="" type="checkbox"/>	Use of overhead equipment within 15 feet of an overhead electrical power line or pole supporting one	<input type="checkbox"/>	<input checked="" type="checkbox"/>	Hot work	<input type="checkbox"/>	<input checked="" type="checkbox"/>
	Yes	No																							
Confined space entry	<input type="checkbox"/>	<input checked="" type="checkbox"/>																							
Working at height	<input type="checkbox"/>	<input checked="" type="checkbox"/>																							
Lock-out/Tag-out	<input type="checkbox"/>	<input checked="" type="checkbox"/>																							
Excavations greater than 4 feet deep	<input type="checkbox"/>	<input checked="" type="checkbox"/>																							
Excavations within 3 feet of a buried active electrical line or product piping or within 10 feet of a high pressure gas line.	<input type="checkbox"/>	<input checked="" type="checkbox"/>																							
Use of overhead equipment within 15 feet of an overhead electrical power line or pole supporting one	<input type="checkbox"/>	<input checked="" type="checkbox"/>																							
Hot work	<input type="checkbox"/>	<input checked="" type="checkbox"/>																							
If "Yes" was the answer to any of the Special Permit Required Tasks above, the Project Manager will contact the client and arrange to modify the Scope of Work so that the Special Permit Required Tasks are not required to be performed by Blaine Tech Services employees.																									
3. Is a Traffic Control Permit required for today's work?	<table style="margin-left: auto;"> <thead> <tr> <th style="width: 60%;"></th> <th style="width: 10%;">Yes</th> <th style="width: 10%;">No</th> </tr> </thead> <tbody> <tr> <td></td> <td style="text-align: center;"><input checked="" type="checkbox"/></td> <td style="text-align: center;"><input type="checkbox"/></td> </tr> <tr> <td style="padding-left: 40px;">If so is it in the folder?</td> <td style="text-align: center;"><input checked="" type="checkbox"/></td> <td style="text-align: center;"><input type="checkbox"/></td> </tr> <tr> <td style="padding-left: 40px;">Is it current?</td> <td style="text-align: center;"><input checked="" type="checkbox"/></td> <td style="text-align: center;"><input type="checkbox"/></td> </tr> <tr> <td style="padding-left: 40px;">Do you understand the Traffic Control Plan and what equipment you will need?</td> <td style="text-align: center;"><input checked="" type="checkbox"/></td> <td style="text-align: center;"><input type="checkbox"/></td> </tr> </tbody> </table>		Yes	No		<input checked="" type="checkbox"/>	<input type="checkbox"/>	If so is it in the folder?	<input checked="" type="checkbox"/>	<input type="checkbox"/>	Is it current?	<input checked="" type="checkbox"/>	<input type="checkbox"/>	Do you understand the Traffic Control Plan and what equipment you will need?	<input checked="" type="checkbox"/>	<input type="checkbox"/>									
	Yes	No																							
	<input checked="" type="checkbox"/>	<input type="checkbox"/>																							
If so is it in the folder?	<input checked="" type="checkbox"/>	<input type="checkbox"/>																							
Is it current?	<input checked="" type="checkbox"/>	<input type="checkbox"/>																							
Do you understand the Traffic Control Plan and what equipment you will need?	<input checked="" type="checkbox"/>	<input type="checkbox"/>																							

On site Pre-Job Safety Review

1. Reviewed and signed the site specific HASP.	<input checked="" type="checkbox"/>
2. Route to hospital understood.	<input checked="" type="checkbox"/>
3. Reviewed "Groundwater Monitoring Well Sampling General Job Safety Analysis included in the HASP.	<input checked="" type="checkbox"/>
4. Exceptional circumstances today that are not covered by the HASP, JSA or JMP have been addressed and mitigated.	<input checked="" type="checkbox"/>
5. Understands procedure to follow, if site circumstances change, to address new site hazards.	<input checked="" type="checkbox"/>
6. There are no unexpected conditions which would make your task a Special Permit Required Task. If there is, contact your Project Manager.	<input checked="" type="checkbox"/>
7. All site hazards have been communicated to all necessary onsite personnel during tailgate safety meeting.	<input checked="" type="checkbox"/>
8. After lunch tailgate safety meeting refresher conducted.	<input checked="" type="checkbox"/>
If Checklist Task cannot be completed, explain:	

Permit To Work Authority:

Name	Title	Date	Time

Attachment B Laboratory Analytical Report

ANALYTICAL RESULTS

Prepared by:

Eurofins Lancaster Laboratories Environmental
2425 New Holland Pike
Lancaster, PA 17601

Prepared for:

Chevron
6001 Bollinger Canyon Rd L4310
San Ramon CA 94583

Report Date: March 21, 2017

Project: 90076

Submittal Date: 03/09/2017
Group Number: 1775375
PO Number: 0015229872
Release Number: HORNE
State of Sample Origin: CA

Client Sample Description

	Lancaster Labs (LL) #
C-1-W-170307 NA Water	8877862
C-2-W-170307 NA Water	8877863
C-3-W-170307 NA Water	8877864
C-4-W-170307 NA Water	8877865
C-5-W-170307 NA Water	8877866
C-6-W-170307 NA Water	8877867
C-8-W-170307 NA Water	8877868
C-10-W-170307 NA Water	8877869
C-11-W-170307 NA Water	8877870
C-13-W-170307 NA Water	8877871
QA-T-170307 NA Water	8877872

The specific methodologies used in obtaining the enclosed analytical results are indicated on the Laboratory Sample Analysis Record.

Regulatory agencies do not accredit laboratories for all methods, analytes, and matrices. Our current scopes of accreditation can be viewed at <http://www.eurofinsus.com/environment-testing/laboratories/eurofins-lancaster-laboratories-environmental/resources/certifications/>. To request copies of prior scopes of accreditation, contact your project manager.

Electronic Copy To	GHD	Attn: Kiersten Hoey
Electronic Copy To	Chevron	Attn: Anna Avina
Electronic Copy To	Blaine Tech Services, Inc.	Attn: Dustin Becker
Electronic Copy To	Chevron	Attn: Report Contact

Respectfully Submitted,



Amek Carter
Specialist

(717) 556-7252

Sample Description: C-1-W-170307 NA Water
Facility #90076 BTST
4265 Foothill-Oakland T0600100339

LL Sample # WW 8877862
LL Group # 1775375
Account # 10991

Project Name: 90076

Collected: 03/07/2017 14:05 by CK

Chevron

6001 Bollinger Canyon Rd L4310
San Ramon CA 94583

Submitted: 03/09/2017 09:40

Reported: 03/21/2017 13:00

FBOC1

CAT No.	Analysis Name	CAS Number	Result	Method Detection Limit*	Limit of Quantitation	Dilution Factor
GC/MS Volatiles SW-846 8260B						
10945	Benzene	71-43-2	1,300	ug/l 5	ug/l 10	10
10945	Ethanol	64-17-5	N.D.	500	2,500	10
10945	Ethylbenzene	100-41-4	10	5	10	10
10945	Methyl Tertiary Butyl Ether	1634-04-4	120	5	10	10
10945	Toluene	108-88-3	15	5	10	10
10945	Xylene (Total)	1330-20-7	8 J	5	10	10
GC Volatiles SW-846 8015B						
01728	TPH-GRO N. CA water C6-C12	n.a.	6,400	ug/l 250	ug/l 500	5

Sample Comments

CA ELAP Lab Certification No. 2792

All QC is compliant unless otherwise noted. Please refer to the Quality Control Summary for overall QC performance data and associated samples.

Laboratory Sample Analysis Record

CAT No.	Analysis Name	Method	Trial#	Batch#	Analysis Date and Time	Analyst	Dilution Factor
10945	BTEX/MTBE/ETOH Water	SW-846 8260B	1	D170741AA	03/15/2017 14:47	Daniel H Heller	10
01163	GC/MS VOA Water Prep	SW-846 5030B	1	D170741AA	03/15/2017 14:47	Daniel H Heller	10
01728	TPH-GRO N. CA water C6-C12	SW-846 8015B	1	17074B20A	03/15/2017 23:40	Marie D Beamenderfer	5
01146	GC VOA Water Prep	SW-846 5030B	1	17074B20A	03/15/2017 23:40	Marie D Beamenderfer	5

*=This limit was used in the evaluation of the final result

Sample Description: C-2-W-170307 NA Water
Facility #90076 BTST
4265 Foothill-Oakland T0600100339

LL Sample # WW 8877863
LL Group # 1775375
Account # 10991

Project Name: 90076

Collected: 03/07/2017 14:15 by CK

Chevron

6001 Bollinger Canyon Rd L4310
San Ramon CA 94583

Submitted: 03/09/2017 09:40

Reported: 03/21/2017 13:00

FBOC2

CAT No.	Analysis Name	CAS Number	Result	Method Detection Limit*	Limit of Quantitation	Dilution Factor
GC/MS Volatiles SW-846 8260B						
10945	Benzene	71-43-2	630	ug/l	ug/l	
10945	Ethanol	64-17-5	N.D.	5	10	10
10945	Ethylbenzene	100-41-4	120	500	2,500	10
10945	Methyl Tertiary Butyl Ether	1634-04-4	41	5	10	10
10945	Toluene	108-88-3	25	5	10	10
10945	Xylene (Total)	1330-20-7	99	5	10	10
GC Volatiles SW-846 8015B						
01728	TPH-GRO N. CA water C6-C12	n.a.	9,500	ug/l	ug/l	
				250	500	5

Sample Comments

CA ELAP Lab Certification No. 2792

All QC is compliant unless otherwise noted. Please refer to the Quality Control Summary for overall QC performance data and associated samples.

Laboratory Sample Analysis Record

CAT No.	Analysis Name	Method	Trial#	Batch#	Analysis Date and Time	Analyst	Dilution Factor
10945	BTEX/MTBE/ETOH Water	SW-846 8260B	1	D170741AA	03/15/2017 15:11	Daniel H Heller	10
01163	GC/MS VOA Water Prep	SW-846 5030B	1	D170741AA	03/15/2017 15:11	Daniel H Heller	10
01728	TPH-GRO N. CA water C6-C12	SW-846 8015B	1	17074B20A	03/16/2017 00:07	Marie D Beamenderfer	5
01146	GC VOA Water Prep	SW-846 5030B	1	17074B20A	03/16/2017 00:07	Marie D Beamenderfer	5

*=This limit was used in the evaluation of the final result

Sample Description: C-3-W-170307 NA Water
Facility #90076 BTST
4265 Foothill-Oakland T0600100339

LL Sample # WW 8877864
LL Group # 1775375
Account # 10991

Project Name: 90076

Collected: 03/07/2017 11:00 by CK

Chevron

6001 Bollinger Canyon Rd L4310
San Ramon CA 94583

Submitted: 03/09/2017 09:40

Reported: 03/21/2017 13:00

FBOC3

CAT No.	Analysis Name	CAS Number	Result	Method Detection Limit*	Limit of Quantitation	Dilution Factor
GC/MS Volatiles SW-846 8260B						
10945	Benzene	71-43-2	N.D.	ug/l 0.5	ug/l 1	1
10945	Ethanol	64-17-5	N.D.	50	250	1
10945	Ethylbenzene	100-41-4	N.D.	0.5	1	1
10945	Methyl Tertiary Butyl Ether	1634-04-4	8	0.5	1	1
10945	Toluene	108-88-3	N.D.	0.5	1	1
10945	Xylene (Total)	1330-20-7	N.D.	0.5	1	1
GC Volatiles SW-846 8015B						
01728	TPH-GRO N. CA water C6-C12	n.a.	N.D.	ug/l 50	ug/l 100	1

Sample Comments

CA ELAP Lab Certification No. 2792

All QC is compliant unless otherwise noted. Please refer to the Quality Control Summary for overall QC performance data and associated samples.

Laboratory Sample Analysis Record

CAT No.	Analysis Name	Method	Trial#	Batch#	Analysis Date and Time	Analyst	Dilution Factor
10945	BTEX/MTBE/ETOH Water	SW-846 8260B	1	D170741AA	03/15/2017 15:35	Daniel H Heller	1
01163	GC/MS VOA Water Prep	SW-846 5030B	1	D170741AA	03/15/2017 15:35	Daniel H Heller	1
01728	TPH-GRO N. CA water C6-C12	SW-846 8015B	1	17074B20A	03/15/2017 18:11	Marie D Beamenderfer	1
01146	GC VOA Water Prep	SW-846 5030B	1	17074B20A	03/15/2017 18:11	Marie D Beamenderfer	1

*=This limit was used in the evaluation of the final result

Sample Description: C-4-W-170307 NA Water
Facility #90076 BTST
4265 Foothill-Oakland T0600100339

LL Sample # WW 8877865
LL Group # 1775375
Account # 10991

Project Name: 90076

Collected: 03/07/2017 14:25 by CK

Chevron

6001 Bollinger Canyon Rd L4310
San Ramon CA 94583

Submitted: 03/09/2017 09:40

Reported: 03/21/2017 13:00

FBOC4

CAT No.	Analysis Name	CAS Number	Result	Method Detection Limit*	Limit of Quantitation	Dilution Factor
GC/MS Volatiles SW-846 8260B						
10945	Benzene	71-43-2	1,300	ug/l	ug/l	
10945	Ethanol	64-17-5	N.D.	5	10	10
10945	Ethylbenzene	100-41-4	85	500	2,500	10
10945	Methyl Tertiary Butyl Ether	1634-04-4	9 J	5	10	10
10945	Toluene	108-88-3	39	5	10	10
10945	Xylene (Total)	1330-20-7	100	5	10	10
GC Volatiles SW-846 8015B						
01728	TPH-GRO N. CA water C6-C12	n.a.	9,900	ug/l	ug/l	
				500	1,000	10

Sample Comments

CA ELAP Lab Certification No. 2792

All QC is compliant unless otherwise noted. Please refer to the Quality Control Summary for overall QC performance data and associated samples.

Laboratory Sample Analysis Record

CAT No.	Analysis Name	Method	Trial#	Batch#	Analysis Date and Time	Analyst	Dilution Factor
10945	BTEX/MTBE/ETOH Water	SW-846 8260B	1	D170741AA	03/15/2017 15:59	Daniel H Heller	10
01163	GC/MS VOA Water Prep	SW-846 5030B	1	D170741AA	03/15/2017 15:59	Daniel H Heller	10
01728	TPH-GRO N. CA water C6-C12	SW-846 8015B	1	17074B20A	03/16/2017 00:35	Marie D Beamenderfer	10
01146	GC VOA Water Prep	SW-846 5030B	1	17074B20A	03/16/2017 00:35	Marie D Beamenderfer	10

*=This limit was used in the evaluation of the final result

Sample Description: C-5-W-170307 NA Water
Facility #90076 BTST
4265 Foothill-Oakland T0600100339

LL Sample # WW 8877866
LL Group # 1775375
Account # 10991

Project Name: 90076

Collected: 03/07/2017 12:24 by CK

Chevron

6001 Bollinger Canyon Rd L4310
San Ramon CA 94583

Submitted: 03/09/2017 09:40

Reported: 03/21/2017 13:00

FBOC5

CAT No.	Analysis Name	CAS Number	Result	Method Detection Limit*	Limit of Quantitation	Dilution Factor
GC/MS Volatiles SW-846 8260B						
10945	Benzene	71-43-2	0.9 J	ug/l 0.5	ug/l 1	1
10945	Ethanol	64-17-5	N.D.	50	250	1
10945	Ethylbenzene	100-41-4	N.D.	0.5	1	1
10945	Methyl Tertiary Butyl Ether	1634-04-4	5	0.5	1	1
10945	Toluene	108-88-3	N.D.	0.5	1	1
10945	Xylene (Total)	1330-20-7	N.D.	0.5	1	1
GC Volatiles SW-846 8015B						
01728	TPH-GRO N. CA water C6-C12	n.a.	56 J	ug/l 50	ug/l 100	1

Sample Comments

CA ELAP Lab Certification No. 2792

All QC is compliant unless otherwise noted. Please refer to the Quality Control Summary for overall QC performance data and associated samples.

Laboratory Sample Analysis Record

CAT No.	Analysis Name	Method	Trial#	Batch#	Analysis Date and Time	Analyst	Dilution Factor
10945	BTEX/MTBE/ETOH Water	SW-846 8260B	1	D170741AA	03/15/2017 12:23	Daniel H Heller	1
01163	GC/MS VOA Water Prep	SW-846 5030B	1	D170741AA	03/15/2017 12:23	Daniel H Heller	1
01728	TPH-GRO N. CA water C6-C12	SW-846 8015B	1	17074B20A	03/15/2017 18:39	Marie D Beamenderfer	1
01146	GC VOA Water Prep	SW-846 5030B	1	17074B20A	03/15/2017 18:39	Marie D Beamenderfer	1

*=This limit was used in the evaluation of the final result

Sample Description: C-6-W-170307 NA Water
Facility #90076 BTST
4265 Foothill-Oakland T0600100339

LL Sample # WW 8877867
LL Group # 1775375
Account # 10991

Project Name: 90076

Collected: 03/07/2017 11:36 by CK

Chevron

6001 Bollinger Canyon Rd L4310
San Ramon CA 94583

Submitted: 03/09/2017 09:40

Reported: 03/21/2017 13:00

FBOC6

CAT No.	Analysis Name	CAS Number	Result	Method Detection Limit*	Limit of Quantitation	Dilution Factor
GC/MS Volatiles SW-846 8260B						
10945	Benzene	71-43-2	2	ug/l 0.5	ug/l 1	1
10945	Ethanol	64-17-5	N.D.	50	250	1
10945	Ethylbenzene	100-41-4	N.D.	0.5	1	1
10945	Methyl Tertiary Butyl Ether	1634-04-4	3	0.5	1	1
10945	Toluene	108-88-3	N.D.	0.5	1	1
10945	Xylene (Total)	1330-20-7	N.D.	0.5	1	1
GC Volatiles SW-846 8015B						
01728	TPH-GRO N. CA water C6-C12	n.a.	360	ug/l 50	ug/l 100	1

Sample Comments

CA ELAP Lab Certification No. 2792

All QC is compliant unless otherwise noted. Please refer to the Quality Control Summary for overall QC performance data and associated samples.

Laboratory Sample Analysis Record

CAT No.	Analysis Name	Method	Trial#	Batch#	Analysis Date and Time	Analyst	Dilution Factor
10945	BTEX/MTBE/ETOH Water	SW-846 8260B	1	D170741AA	03/15/2017 12:47	Daniel H Heller	1
01163	GC/MS VOA Water Prep	SW-846 5030B	1	D170741AA	03/15/2017 12:47	Daniel H Heller	1
01728	TPH-GRO N. CA water C6-C12	SW-846 8015B	1	17074B20A	03/15/2017 19:06	Marie D Beamenderfer	1
01146	GC VOA Water Prep	SW-846 5030B	1	17074B20A	03/15/2017 19:06	Marie D Beamenderfer	1

*=This limit was used in the evaluation of the final result

Sample Description: C-8-W-170307 NA Water
Facility #90076 BTST
4265 Foothill-Oakland T0600100339

LL Sample # WW 8877868
LL Group # 1775375
Account # 10991

Project Name: 90076

Collected: 03/07/2017 13:12 by CK

Chevron

6001 Bollinger Canyon Rd L4310
San Ramon CA 94583

Submitted: 03/09/2017 09:40

Reported: 03/21/2017 13:00

FBOC8

CAT No.	Analysis Name	CAS Number	Result	Method Detection Limit*	Limit of Quantitation	Dilution Factor
GC/MS Volatiles SW-846 8260B						
10945	Benzene	71-43-2	N.D.	ug/l 0.5	ug/l 1	1
10945	Ethanol	64-17-5	N.D.	50	250	1
10945	Ethylbenzene	100-41-4	N.D.	0.5	1	1
10945	Methyl Tertiary Butyl Ether	1634-04-4	N.D.	0.5	1	1
10945	Toluene	108-88-3	N.D.	0.5	1	1
10945	Xylene (Total)	1330-20-7	N.D.	0.5	1	1
GC Volatiles SW-846 8015B						
01728	TPH-GRO N. CA water C6-C12	n.a.	N.D.	ug/l 50	ug/l 100	1

Sample Comments

CA ELAP Lab Certification No. 2792

All QC is compliant unless otherwise noted. Please refer to the Quality Control Summary for overall QC performance data and associated samples.

Laboratory Sample Analysis Record

CAT No.	Analysis Name	Method	Trial#	Batch#	Analysis Date and Time	Analyst	Dilution Factor
10945	BTEX/MTBE/ETOH Water	SW-846 8260B	1	D170741AA	03/15/2017 13:59	Daniel H Heller	1
01163	GC/MS VOA Water Prep	SW-846 5030B	1	D170741AA	03/15/2017 13:59	Daniel H Heller	1
01728	TPH-GRO N. CA water C6-C12	SW-846 8015B	1	17074B20A	03/15/2017 20:01	Marie D Beamenderfer	1
01146	GC VOA Water Prep	SW-846 5030B	1	17074B20A	03/15/2017 20:01	Marie D Beamenderfer	1

*=This limit was used in the evaluation of the final result

Sample Description: C-10-W-170307 NA Water
Facility #90076 BTST
4265 Foothill-Oakland T0600100339

LL Sample # WW 8877869
LL Group # 1775375
Account # 10991

Project Name: 90076

Collected: 03/07/2017 10:30 by CK

Chevron

6001 Bollinger Canyon Rd L4310
San Ramon CA 94583

Submitted: 03/09/2017 09:40

Reported: 03/21/2017 13:00

FBO10

CAT No.	Analysis Name	CAS Number	Result	Method Detection Limit*	Limit of Quantitation	Dilution Factor
GC/MS Volatiles SW-846 8260B						
10945	Benzene	71-43-2	N.D.	ug/l 0.5	ug/l 1	1
10945	Ethanol	64-17-5	N.D.	50	250	1
10945	Ethylbenzene	100-41-4	N.D.	0.5	1	1
10945	Methyl Tertiary Butyl Ether	1634-04-4	2	0.5	1	1
10945	Toluene	108-88-3	N.D.	0.5	1	1
10945	Xylene (Total)	1330-20-7	N.D.	0.5	1	1
GC Volatiles SW-846 8015B						
01728	TPH-GRO N. CA water C6-C12	n.a.	N.D.	ug/l 50	ug/l 100	1

Sample Comments

CA ELAP Lab Certification No. 2792

All QC is compliant unless otherwise noted. Please refer to the Quality Control Summary for overall QC performance data and associated samples.

Laboratory Sample Analysis Record

CAT No.	Analysis Name	Method	Trial#	Batch#	Analysis Date and Time	Analyst	Dilution Factor
10945	BTEX/MTBE/ETOH Water	SW-846 8260B	1	D170741AA	03/15/2017 14:23	Daniel H Heller	1
01163	GC/MS VOA Water Prep	SW-846 5030B	1	D170741AA	03/15/2017 14:23	Daniel H Heller	1
01728	TPH-GRO N. CA water C6-C12	SW-846 8015B	1	17074B20A	03/15/2017 20:28	Marie D Beamenderfer	1
01146	GC VOA Water Prep	SW-846 5030B	1	17074B20A	03/15/2017 20:28	Marie D Beamenderfer	1

*=This limit was used in the evaluation of the final result

Sample Description: C-11-W-170307 NA Water
Facility #90076 BTST
4265 Foothill-Oakland T0600100339

LL Sample # WW 8877870
LL Group # 1775375
Account # 10991

Project Name: 90076

Collected: 03/07/2017 13:35 by CK

Chevron

6001 Bollinger Canyon Rd L4310
San Ramon CA 94583

Submitted: 03/09/2017 09:40

Reported: 03/21/2017 13:00

FBO11

CAT No.	Analysis Name	CAS Number	Result	Method Detection Limit*	Limit of Quantitation	Dilution Factor
GC/MS Volatiles SW-846 8260B						
10945	Benzene	71-43-2	5	ug/l 0.5	ug/l 1	1
10945	Ethanol	64-17-5	N.D.	50	250	1
10945	Ethylbenzene	100-41-4	2	0.5	1	1
10945	Methyl Tertiary Butyl Ether	1634-04-4	N.D.	0.5	1	1
10945	Toluene	108-88-3	N.D.	0.5	1	1
10945	Xylene (Total)	1330-20-7	1	0.5	1	1
GC Volatiles SW-846 8015B						
01728	TPH-GRO N. CA water C6-C12	n.a.	240	ug/l 50	ug/l 100	1

Sample Comments

CA ELAP Lab Certification No. 2792

All QC is compliant unless otherwise noted. Please refer to the Quality Control Summary for overall QC performance data and associated samples.

Laboratory Sample Analysis Record

CAT No.	Analysis Name	Method	Trial#	Batch#	Analysis Date and Time	Analyst	Dilution Factor
10945	BTEX/MTBE/ETOH Water	SW-846 8260B	1	D170753AA	03/17/2017 06:45	Hu Yang	1
01163	GC/MS VOA Water Prep	SW-846 5030B	1	D170753AA	03/17/2017 06:45	Hu Yang	1
01728	TPH-GRO N. CA water C6-C12	SW-846 8015B	1	17074B20A	03/15/2017 20:56	Marie D Beamenderfer	1
01146	GC VOA Water Prep	SW-846 5030B	1	17074B20A	03/15/2017 20:56	Marie D Beamenderfer	1

*=This limit was used in the evaluation of the final result

Sample Description: C-13-W-170307 NA Water
Facility #90076 BTST
4265 Foothill-Oakland T0600100339

LL Sample # WW 8877871
LL Group # 1775375
Account # 10991

Project Name: 90076

Collected: 03/07/2017 14:35 by CK

Chevron

6001 Bollinger Canyon Rd L4310
San Ramon CA 94583

Submitted: 03/09/2017 09:40

Reported: 03/21/2017 13:00

FBO13

CAT No.	Analysis Name	CAS Number	Result	Method Detection Limit*	Limit of Quantitation	Dilution Factor
GC/MS Volatiles SW-846 8260B						
10945	Benzene	71-43-2	2	ug/l 0.5	ug/l 1	1
10945	Ethanol	64-17-5	N.D.	50	250	1
10945	Ethylbenzene	100-41-4	1	0.5	1	1
10945	Methyl Tertiary Butyl Ether	1634-04-4	5	0.5	1	1
10945	Toluene	108-88-3	N.D.	0.5	1	1
10945	Xylene (Total)	1330-20-7	0.9 J	0.5	1	1
GC Volatiles SW-846 8015B						
01728	TPH-GRO N. CA water C6-C12	n.a.	67 J	ug/l 50	ug/l 100	1

Sample Comments

CA ELAP Lab Certification No. 2792

All QC is compliant unless otherwise noted. Please refer to the Quality Control Summary for overall QC performance data and associated samples.

Laboratory Sample Analysis Record

CAT No.	Analysis Name	Method	Trial#	Batch#	Analysis Date and Time	Analyst	Dilution Factor
10945	BTEX/MTBE/ETOH Water	SW-846 8260B	1	D170753AA	03/17/2017 07:09	Hu Yang	1
01163	GC/MS VOA Water Prep	SW-846 5030B	1	D170753AA	03/17/2017 07:09	Hu Yang	1
01728	TPH-GRO N. CA water C6-C12	SW-846 8015B	1	17074B20A	03/15/2017 21:23	Marie D Beamenderfer	1
01146	GC VOA Water Prep	SW-846 5030B	1	17074B20A	03/15/2017 21:23	Marie D Beamenderfer	1

*=This limit was used in the evaluation of the final result

Sample Description: QA-T-170307 NA Water
Facility #90076 BTST
4265 Foothill-Oakland T0600100339

LL Sample # WW 8877872
LL Group # 1775375
Account # 10991

Project Name: 90076

Collected: 03/07/2017 08:15

Chevron

Submitted: 03/09/2017 09:40

6001 Bollinger Canyon Rd L4310

Reported: 03/21/2017 13:00

San Ramon CA 94583

FBOQA

CAT No.	Analysis Name	CAS Number	Result	Method Detection Limit*	Limit of Quantitation	Dilution Factor
GC/MS Volatiles SW-846 8260B						
10945	Benzene	71-43-2	N.D.	ug/l 0.5	ug/l 1	1
10945	Ethylbenzene	100-41-4	N.D.	0.5	1	1
10945	Methyl Tertiary Butyl Ether	1634-04-4	N.D.	0.5	1	1
10945	Toluene	108-88-3	N.D.	0.5	1	1
10945	Xylene (Total)	1330-20-7	N.D.	0.5	1	1
GC Volatiles SW-846 8015B						
01728	TPH-GRO N. CA water C6-C12	n.a.	N.D.	ug/l 50	ug/l 100	1

Sample Comments

CA ELAP Lab Certification No. 2792

All QC is compliant unless otherwise noted. Please refer to the Quality Control Summary for overall QC performance data and associated samples.

Laboratory Sample Analysis Record

CAT No.	Analysis Name	Method	Trial#	Batch#	Analysis Date and Time	Analyst	Dilution Factor
10945	BTEX/MTBE	SW-846 8260B	1	Z170761AA	03/17/2017 17:02	Daniel H Heller	1
01163	GC/MS VOA Water Prep	SW-846 5030B	1	Z170761AA	03/17/2017 17:02	Daniel H Heller	1
01728	TPH-GRO N. CA water C6-C12	SW-846 8015B	1	17074B20A	03/15/2017 15:28	Marie D Beamenderfer	1
01146	GC VOA Water Prep	SW-846 5030B	1	17074B20A	03/15/2017 15:28	Marie D Beamenderfer	1

*=This limit was used in the evaluation of the final result

Quality Control Summary

Client Name: Chevron
Reported: 03/21/2017 13:00

Group Number: 1775375

Matrix QC may not be reported if insufficient sample or site-specific QC samples were not submitted. In these situations, to demonstrate precision and accuracy at a batch level, a LCS/LCSD was performed, unless otherwise specified in the method.

All Inorganic Initial Calibration and Continuing Calibration Blanks met acceptable method criteria unless otherwise noted on the Analysis Report.

Method Blank

Analysis Name	Result	MDL**	LOQ
	ug/l	ug/l	ug/l
Batch number: D170741AA	Sample number(s): 8877862-8877869		
Benzene	N.D.	0.5	1
Ethanol	N.D.	50	250
Ethylbenzene	N.D.	0.5	1
Methyl Tertiary Butyl Ether	N.D.	0.5	1
Toluene	N.D.	0.5	1
Xylene (Total)	N.D.	0.5	1
Batch number: D170753AA	Sample number(s): 8877870-8877871		
Benzene	N.D.	0.5	1
Ethanol	N.D.	50	250
Ethylbenzene	N.D.	0.5	1
Methyl Tertiary Butyl Ether	N.D.	0.5	1
Toluene	N.D.	0.5	1
Xylene (Total)	N.D.	0.5	1
Batch number: Z170761AA	Sample number(s): 8877872		
Benzene	N.D.	0.5	1
Ethylbenzene	N.D.	0.5	1
Methyl Tertiary Butyl Ether	N.D.	0.5	1
Toluene	N.D.	0.5	1
Xylene (Total)	N.D.	0.5	1
Batch number: 17074B20A	Sample number(s): 8877862-8877872		
TPH-GRO N. CA water C6-C12	N.D.	50	100

LCS/LCSD

Analysis Name	LCS Spike Added	LCS Conc	LCSD Spike Added	LCSD Conc	LCS %REC	LCSD %REC	LCS/LCSD Limits	RPD	RPD Max
	ug/l	ug/l	ug/l	ug/l					
Batch number: D170741AA	Sample number(s): 8877862-8877869								
Benzene	20	18.39			92		78-120		
Ethanol	500	444.87			89		35-165		
Ethylbenzene	20	19.94			100		78-120		
Methyl Tertiary Butyl Ether	20	19.52			98		75-120		
Toluene	20	19.24			96		80-120		
Xylene (Total)	60	60.8			101		80-120		

*- Outside of specification

** - This limit was used in the evaluation of the final result for the blank

(1) The result for one or both determinations was less than five times the LOQ.

(2) The unspiked result was more than four times the spike added.

P##### is indicative of a Background or Unspiked sample that is batch matrix QC and was not performed using a sample from this submission group.

Quality Control Summary

Client Name: Chevron
Reported: 03/21/2017 13:00

Group Number: 1775375

LCS/LCSD (continued)

Analysis Name	LCS Spike Added ug/l	LCS Conc ug/l	LCSD Spike Added ug/l	LCSD Conc ug/l	LCS %REC	LCSD %REC	LCS/LCSD Limits	RPD	RPD Max
Batch number: D170753AA	Sample number(s): 8877870-8877871								
Benzene	20	17.32			87		78-120		
Ethanol	500	423.18			85		35-165		
Ethylbenzene	20	18.05			90		78-120		
Methyl Tertiary Butyl Ether	20	18.83			94		75-120		
Toluene	20	17.63			88		80-120		
Xylene (Total)	60	55.32			92		80-120		
Batch number: Z170761AA	Sample number(s): 8877872								
Benzene	20	18.75			94		78-120		
Ethylbenzene	20	19.17			96		78-120		
Methyl Tertiary Butyl Ether	20	19.03			95		75-120		
Toluene	20	18.88			94		80-120		
Xylene (Total)	60	58.33			97		80-120		
	ug/l	ug/l	ug/l	ug/l					
Batch number: 17074B20A	Sample number(s): 8877862-8877872								
TPH-GRO N. CA water C6-C12	1100	1081.2	1100	1078.63	98	98	80-120	0	30

MS/MSD

Unspiked (UNSPK) = the sample used in conjunction with the matrix spike

Analysis Name	Unspiked Conc ug/l	MS Spike Added ug/l	MS Conc ug/l	MSD Spike Added ug/l	MSD Conc ug/l	MS %Rec	MSD %Rec	MS/MSD Limits	RPD	RPD Max
Batch number: D170741AA	Sample number(s): 8877862-8877869 UNSPK: 8877867									
Benzene	1.76	20	19.07	20	21.86	87	101	78-120	14	30
Ethanol	N.D.	500	423.15	500	459.79	85	92	35-165	8	30
Ethylbenzene	N.D.	20	18.75	20	21.26	94	106	78-120	13	30
Methyl Tertiary Butyl Ether	2.73	20	19.73	20	22.42	85	98	75-120	13	30
Toluene	N.D.	20	18.2	20	20.73	91	104	80-120	13	30
Xylene (Total)	N.D.	60	55.79	60	63.43	93	106	80-120	13	30
Batch number: D170753AA	Sample number(s): 8877870-8877871 UNSPK: P878837									
Benzene	N.D.	20	19.02	20	19.35	95	97	78-120	2	30
Ethanol	N.D.	500	453.49	500	463.87	91	93	35-165	2	30
Ethylbenzene	N.D.	20	20.27	20	20.76	101	104	78-120	2	30
Methyl Tertiary Butyl Ether	N.D.	20	19.31	20	19.73	97	99	75-120	2	30
Toluene	N.D.	20	19.94	20	20.63	100	103	80-120	3	30
Xylene (Total)	N.D.	60	61.8	60	63.69	103	106	80-120	3	30
Batch number: Z170761AA	Sample number(s): 8877872 UNSPK: P877874									
Benzene	3.77	20	22.04	20	21.3	91	88	78-120	3	30
Ethylbenzene	N.D.	20	18.55	20	17.31	93	87	78-120	7	30

*- Outside of specification

** - This limit was used in the evaluation of the final result for the blank

(1) The result for one or both determinations was less than five times the LOQ.

(2) The unspiked result was more than four times the spike added.

P##### is indicative of a Background or Unspiked sample that is batch matrix QC and was not performed using a sample from this submission group.

Quality Control Summary

Client Name: Chevron
Reported: 03/21/2017 13:00

Group Number: 1775375

MS/MSD (continued)

Unspiked (UNSPK) = the sample used in conjunction with the matrix spike

Analysis Name	Unspiked Conc ug/l	MS Spike Added ug/l	MS Conc ug/l	MSD Spike Added ug/l	MSD Conc ug/l	MS %Rec	MSD %Rec	MS/MSD Limits	RPD	RPD Max
Methyl Tertiary Butyl Ether	0.865	20	19.04	20	18.08	91	86	75-120	5	30
Toluene	0.619	20	18.84	20	17.59	91	85	80-120	7	30
Xylene (Total)	0.616	60	55.83	60	52.18	92	86	80-120	7	30

Surrogate Quality Control

Surrogate recoveries which are outside of the QC window are confirmed unless attributed to dilution or otherwise noted on the Analysis Report.

Analysis Name: BTEX/MTBE/ETOH Water
Batch number: D170741AA

	Dibromofluoromethane	1,2-Dichloroethane-d4	Toluene-d8	4-Bromofluorobenzene
8877862	97	96	103	102
8877863	97	95	102	102
8877864	99	101	102	101
8877865	98	98	102	101
8877866	99	101	101	99
8877867	98	99	103	101
8877868	101	102	100	97
8877869	101	102	101	99
Blank	100	100	99	99
LCS	98	101	102	104
MS	98	101	103	104
MSD	97	100	103	106
Limits:	80-116	77-113	80-113	78-113

Analysis Name: BTEX/MTBE/ETOH Water
Batch number: D170753AA

	Dibromofluoromethane	1,2-Dichloroethane-d4	Toluene-d8	4-Bromofluorobenzene
8877870	100	99	101	101
8877871	100	97	101	102
Blank	100	101	100	98
LCS	99	103	99	104
MS	98	102	103	108
MSD	97	99	103	107
Limits:	80-116	77-113	80-113	78-113

Analysis Name: BTEX/MTBE
Batch number: Z170761AA

*- Outside of specification

** - This limit was used in the evaluation of the final result for the blank

(1) The result for one or both determinations was less than five times the LOQ.

(2) The unspiked result was more than four times the spike added.

P##### is indicative of a Background or Unspiked sample that is batch matrix QC and was not performed using a sample from this submission group.

Quality Control Summary

Client Name: Chevron
Reported: 03/21/2017 13:00

Group Number: 1775375

Surrogate Quality Control (continued)

Surrogate recoveries which are outside of the QC window are confirmed unless attributed to dilution or otherwise noted on the Analysis Report.

Analysis Name: BTEX/MTBE
Batch number: Z170761AA

	Dibromofluoromethane	1,2-Dichloroethane-d4	Toluene-d8	4-Bromofluorobenzene
8877872	99	92	99	96
Blank	102	99	100	96
LCS	99	99	101	101
MS	98	98	101	101
MSD	99	97	102	101
Limits:	80-116	77-113	80-113	78-113

Analysis Name: TPH-GRO N. CA water C6-C12
Batch number: 17074B20A

	Trifluorotoluene-F
8877862	99
8877863	108
8877864	92
8877865	96
8877866	91
8877867	85
8877868	91
8877869	89
8877870	93
8877871	91
8877872	93
Blank	84
LCS	100
LCSD	95
Limits:	63-135

*- Outside of specification

** - This limit was used in the evaluation of the final result for the blank

(1) The result for one or both determinations was less than five times the LOQ.

(2) The unspiked result was more than four times the spike added.

P##### is indicative of a Background or Unspiked sample that is batch matrix QC and was not performed using a sample from this submission group.

030817-01

CHAIN OF CUSTODY FORM

Chevron Environmental Management Company ■ 6111 Bollinger Canyon Rd. ■ San Ramon, CA 94583 COC 1 of 2

Chevron Site Number: 90076
 Chevron Site Global ID: T0600100339
 Chevron Site Address: 4265 Foothill Blvd., Oakland, CA
 Chevron PM: Dave Patten
 Chevron PM Phone No.: (925) 842-7877
 Retail and Terminal Business Unit (RTBU) Job
 Construction/Retail Job

Chevron Consultant: GHD
 Address: 5900 Hollis St., Ste A, Emeryville, CA, 94608
 Consultant Contact: Kiersten Hoey
 Consultant Phone No. 510-420-3347
 Consultant Project No. _____
 Sampling Company: Blaine Tech Services
 Sampled By (Print): CORRY KUPARLICK
 Sampler Signature: _____

ANALYSES REQUIRED												Preservation Codes	
EPA 8260B/GC/MS TPH-G <input type="checkbox"/>	EPA 8015B GRO <input checked="" type="checkbox"/>	EPA 8021B BTEX <input type="checkbox"/>	EPA 6010 Ca, Fe, K, Mg, Mn, Na	EPA 6010/7000 TITLE 22 METALS <input type="checkbox"/>	EPA 150.1 PH <input type="checkbox"/>	SM2510B SPECIFIC CONDUCTIVITY	EPA 418.1 TRPH <input type="checkbox"/>	EPA 8260 ETHANOL	EPA 8015 TPH-D <input type="checkbox"/>	EPA 413.1 OIL & GREASE <input type="checkbox"/>	EPA 310.1 ALKALINITY <input type="checkbox"/>	EPA 413.1 OIL & GREASE <input type="checkbox"/>	H = HCL T = Thiosulfate N = HNO ₃ B = NaOH S = H ₂ SO ₄ O = Other 10991 1775375 8877862-72
EPA 8260B/GC/MS TPH-G <input type="checkbox"/>	EPA 8015B GRO <input checked="" type="checkbox"/>	EPA 8021B BTEX <input type="checkbox"/>	EPA 6010 Ca, Fe, K, Mg, Mn, Na	EPA 6010/7000 TITLE 22 METALS <input type="checkbox"/>	EPA 150.1 PH <input type="checkbox"/>	SM2510B SPECIFIC CONDUCTIVITY	EPA 418.1 TRPH <input type="checkbox"/>	EPA 8260 ETHANOL	EPA 8015 TPH-D <input type="checkbox"/>	EPA 413.1 OIL & GREASE <input type="checkbox"/>	EPA 310.1 ALKALINITY <input type="checkbox"/>	EPA 413.1 OIL & GREASE <input type="checkbox"/>	

Charge Code: NWRTB-0098247-0-OML
 NWRTB 00SITE NUMBER-0-WBS
(WBS ELEMENTS:
 SITE ASSESSMENT: A1L REMEDIATION IMPLEMENTATION: R5L
 SITE MONITORING: OML OPERATION MAINTENANCE & MONITORING: M1L
THIS IS A LEGAL DOCUMENT. ALL FIELDS MUST BE FILLED OUT CORRECTLY AND COMPLETELY.

Lancaster Laboratories
 Lancaster, PA
 Lab Contact: Amek Carter
 2425 New Holland Pike,
 Lancaster, PA 17601
 Phone No:
 (717)656-2300

Other Lab _____
 Temp. Blank Check Time _____
 Temp. _____

SAMPLE ID				Sample Time	# of Containers	Container Type	ANALYSES REQUIRED												Notes/Comments
Field Point Name	Matrix	Top Depth	Date (yyymmdd)				EPA 8260B/GC/MS TPH-G <input type="checkbox"/>	EPA 8015B GRO <input checked="" type="checkbox"/>	EPA 8021B BTEX <input type="checkbox"/>	EPA 6010 Ca, Fe, K, Mg, Mn, Na	EPA 6010/7000 TITLE 22 METALS <input type="checkbox"/>	EPA 150.1 PH <input type="checkbox"/>	SM2510B SPECIFIC CONDUCTIVITY	EPA 418.1 TRPH <input type="checkbox"/>	EPA 8260 ETHANOL	EPA 8015 TPH-D <input type="checkbox"/>	EPA 413.1 OIL & GREASE <input type="checkbox"/>	EPA 310.1 ALKALINITY <input type="checkbox"/>	
C-1-W-170703	W		170307	1405	6	HCL VOAS	X	X											
C-2-W-170703	W		170307	1415	6		X	X											
C-3-W-170703	W		170307	1100	6		X	X											
C-4-W-170703	W		170307	1425	6		X	X											
C-5-W-170703	W		170307	1224	6		X	X											
C-6-W-170703	W		170307	1136	6		X	X											
C-8-W-170703	W		170307	1312	6		X	X											
C-10-W-170703	W		170307	1030	6		X	X											
C-11-W-170703	W		170309	1335	6		X	X											
C-13-W-170703	W		170307	1435	6		X	X											

Relinquished By: _____	Company: <u>BTS</u>	Date/Time: <u>3/7/17 1545</u>	Relinquished To: _____	Company: <u>BTS (S.C.)</u>	Date/Time: <u>3/7/17 1545</u>	Turnaround Time: Standard <input checked="" type="checkbox"/> 24 Hours <input type="checkbox"/> 48 hours <input type="checkbox"/> 72 Hours <input type="checkbox"/> Other <input type="checkbox"/> Sample Integrity: (Check by lab on arrival) Intact: <input checked="" type="checkbox"/> On Ice: <input checked="" type="checkbox"/> Temp: <u>06 -4.2°C</u> COC # _____
Relinquished By: _____	Company: <u>ELLE</u>	Date/Time: <u>3/8/17 1230</u>	Relinquished To: _____	Company: <u>ELLE</u>	Date/Time: <u>3/8/17 1230</u>	
Relinquished By: <u>Chris Allyn</u>	Company: <u>ELLE</u>	Date/Time: <u>3/8/17 1638</u>	Relinquished To: _____	Company: _____	Date/Time: _____	



Client: CA Office

90076

Delivery and Receipt Information

Delivery Method: BASC Arrival Timestamp: 03/09/2017 9:40
 Number of Packages: 6 Number of Projects: 12

Arrival Condition Summary

Shipping Container Sealed:	Yes	Sample IDs on COC match Containers:	Yes
Custody Seal Present:	Yes	Sample Date/Times match COC:	Yes
Custody Seal Intact:	Yes	VOA Vial Headspace \geq 6mm:	Yes
Samples Chilled:	Yes	VOA IDs (\geq 6mm):	See Below
Paperwork Enclosed:	Yes	Total Trip Blank Qty:	2
Samples Intact:	Yes	Trip Blank Type:	HCl
Missing Samples:	No	Air Quality Samples Present:	No
Extra Samples:	No		
Discrepancy in Container Qty on COC:	No		

VOA Vial IDs (Headspace \geq 6mm): QA-T-170703 (2)

Unpacked by Nia Smith (12375) at 18:01 on 03/09/2017

Samples Chilled Details: 90076

Thermometer Types: *DT = Digital (Temp. Bottle)* *IR = Infrared (Surface Temp)* *All Temperatures in °C.*

Cooler #	Thermometer ID	Corrected Temp	Therm. Type	Ice Type	Ice Present?	Ice Container	Elevated Temp?
1	DT146	0.8	DT	Wet	Y	Bagged	N
2	DT146	2.2	DT	Wet	Y	Bagged	N
3	32170023	4.0	IR	Wet	Y	Bagged	N
4	32170023	1.9	IR	Wet	Y	Bagged	N
5	DT146	1.2	DT	Wet	Y	Bagged	N
6	DT146	0.6	DT	Wet	Y	Bagged	N

Explanation of Symbols and Abbreviations

The following defines common symbols and abbreviations used in reporting technical data:

BMQL	Below Minimum Quantitation Level	mg	milligram(s)
C	degrees Celsius	mL	milliliter(s)
cfu	colony forming units	MPN	Most Probable Number
CP Units	cobalt-chloroplatinate units	N.D.	none detected
F	degrees Fahrenheit	ng	nanogram(s)
g	gram(s)	NTU	nephelometric turbidity units
IU	International Units	pg/L	picogram/liter
kg	kilogram(s)	RL	Reporting Limit
L	liter(s)	TNTC	Too Numerous To Count
lb.	pound(s)	µg	microgram(s)
m3	cubic meter(s)	µL	microliter(s)
meq	milliequivalents	umhos/cm	micromhos/cm
<	less than		
>	greater than		
ppm	parts per million - One ppm is equivalent to one milligram per kilogram (mg/kg) or one gram per million grams. For aqueous liquids, ppm is usually taken to be equivalent to milligrams per liter (mg/l), because one liter of water has a weight very close to a kilogram. For gases or vapors, one ppm is equivalent to one microliter per liter of gas.		
ppb	parts per billion		
Dry weight basis	Results printed under this heading have been adjusted for moisture content. This increases the analyte weight concentration to approximate the value present in a similar sample without moisture. All other results are reported on an as-received basis.		

Laboratory Data Qualifiers:

- C - Result confirmed by reanalysis
- E - Concentration exceeds the calibration range
- J (or G, I, X) - estimated value \geq the Method Detection Limit (MDL or DL) and $<$ the Limit of Quantitation (LOQ or RL)
- P - Concentration difference between the primary and confirmation column $>40\%$. The lower result is reported.
- U - Analyte was not detected at the value indicated
- V - Concentration difference between the primary and confirmation column $>100\%$. The reporting limit is raised due to this disparity and evident interference...
- W - The dissolved oxygen uptake for the unseeded blank is greater than 0.20 mg/L.

Additional Organic and Inorganic CLP qualifiers may be used with Form 1 reports as defined by the CLP methods. Qualifiers specific to Dioxin/Furans and PCB Congeners are detailed on the individual Analysis Report.

Analytical test results meet all requirements of the associated regulatory program (i.e., NELAC (TNI), DoD, and ISO 17025) unless otherwise noted under the individual analysis.

Measurement uncertainty values, as applicable, are available upon request.

Tests results relate only to the sample tested. Clients should be aware that a critical step in a chemical or microbiological analysis is the collection of the sample. Unless the sample analyzed is truly representative of the bulk of material involved, the test results will be meaningless. If you have questions regarding the proper techniques of collecting samples, please contact us. We cannot be held responsible for sample integrity, however, unless sampling has been performed by a member of our staff.

This report shall not be reproduced except in full, without the written approval of the laboratory.

Times are local to the area of activity. Parameters listed in the 40 CFR Part 136 Table II as "analyze immediately" are not performed within 15 minutes.

WARRANTY AND LIMITS OF LIABILITY - In accepting analytical work, we warrant the accuracy of test results for the sample as submitted. THE FOREGOING EXPRESS WARRANTY IS EXCLUSIVE AND IS GIVEN IN LIEU OF ALL OTHER WARRANTIES, EXPRESSED OR IMPLIED. WE DISCLAIM ANY OTHER WARRANTIES, EXPRESSED OR IMPLIED, INCLUDING A WARRANTY OF FITNESS FOR PARTICULAR PURPOSE AND WARRANTY OF MERCHANTABILITY. IN NO EVENT SHALL EUROFINS LANCASTER LABORATORIES ENVIRONMENTAL, LLC BE LIABLE FOR INDIRECT, SPECIAL, CONSEQUENTIAL, OR INCIDENTAL DAMAGES INCLUDING, BUT NOT LIMITED TO, DAMAGES FOR LOSS OF PROFIT OR GOODWILL REGARDLESS OF (A) THE NEGLIGENCE (EITHER SOLE OR CONCURRENT) OF EUROFINS LANCASTER LABORATORIES ENVIRONMENTAL AND (B) WHETHER EUROFINS LANCASTER LABORATORIES ENVIRONMENTAL HAS BEEN INFORMED OF THE POSSIBILITY OF SUCH DAMAGES. We accept no legal responsibility for the purposes for which the client uses the test results. No purchase order or other order for work shall be accepted by Eurofins Lancaster Laboratories Environmental which includes any conditions that vary from the Standard Terms and Conditions, and Eurofins Lancaster Laboratories Environmental hereby objects to any conflicting terms contained in any acceptance or order submitted by client.