

RECEIVED

By Alameda County Environmental Health at 3:41 pm, Nov 14, 2013



Catalina Espino Devine
Project Manager
Marketing Business Unit

**Chevron Environmental
Management Company**
6101 Bollinger Canyon Road
San Ramon, CA 94583
Tel (925) 790-3949
espino@chevron.com

Alameda County Health Care Services
1131 Harbor Bay Parkway, Suite 250
Alameda, CA 94502-6577

Re: Chevron Service Station No. 90076
4265 Foothill Boulevard
Oakland, CA

I have reviewed the attached report titled *Second Semi-Annual 2013 Groundwater Monitoring and Sampling Report*.

I agree with the conclusions and recommendations presented in the referenced report. The information in this report is accurate to the best of my knowledge and all local Agency/Regional Board guidelines have been followed. This report was prepared by Conestoga-Rovers & Associates, upon whose assistance and advice I have relied.

This letter is submitted pursuant to the requirements of California Water Code Section 13267(b)(1) and the regulating implementation entitled Appendix A pertaining thereto.

I declare under penalty of perjury that the foregoing is true and correct to the best of my knowledge.

Sincerely,

A handwritten signature in blue ink, appearing to read "Catalina Espino Devine".

Catalina Espino Devine
Project Manager

Attachment: *Second Semi-Annual 2013 Groundwater Monitoring and Sampling Report*



**CONESTOGA-ROVERS
& ASSOCIATES**

5900 Hollis Street, Suite A
Emeryville, California 94608
Telephone: (510) 420-0700 Fax: (510) 420-9170
<http://www.craworld.com>

November 14, 2013

Reference No. 311977

Mr. Mark Detterman
Alameda County Environmental Health Services
1131 Harbor Bay Parkway, Suite 250
Alameda, California 94502-6577

Re: Second Semi-Annual 2013
Groundwater Monitoring and Sampling Report
Chevron Service Station 90076
4265 Foothill Boulevard
Oakland, California
Fuel Leak Case No. RO0000427

Dear Mr. Mark Detterman:

Conestoga-Rovers & Associates (CRA) is submitting this *Second Semi-Annual 2013 Groundwater Monitoring and Sampling Report* for the site referenced above (Figure 1) on behalf of Chevron Environmental Management Company. Groundwater monitoring and sampling was performed by Blaine Tech Services (Blaine Tech) of San Jose, California and their *Second Semi-Annual 2013 Monitoring* report is included as Attachment A. Current and historical groundwater monitoring and sampling data are presented in Table 1. Eurofins Lancaster Laboratory Environmental, LLCs' *Analytical Results* report is included as Attachment B.

Equal
Employment Opportunity
Employer



**CONESTOGA-ROVERS
& ASSOCIATES**

November 14, 2013


Reference No. 311977

- 2 -

Please contact Nathan Lee (925) 849-1003 if you have any questions or require additional information.

Sincerely,

CONESTOGA-ROVERS & ASSOCIATES



N. Scott MacLeod, PG 5747

NL/aa/13

Encl.

Figure 1	Vicinity Map
Figure 2	Groundwater Elevation and Hydrocarbon Concentration Map
Table 1	Groundwater Monitoring and Sampling Data
Attachment A	Monitoring Data Package
Attachment B	Laboratory Analytical Report

cc: Ms. Catalina Espino Devine, Chevron (*electronic copy*)
Mr. Ed Ralston, P66 (*electronic copy*)
Loi Van Le and Josephine N. Le, Property Owners

FIGURES

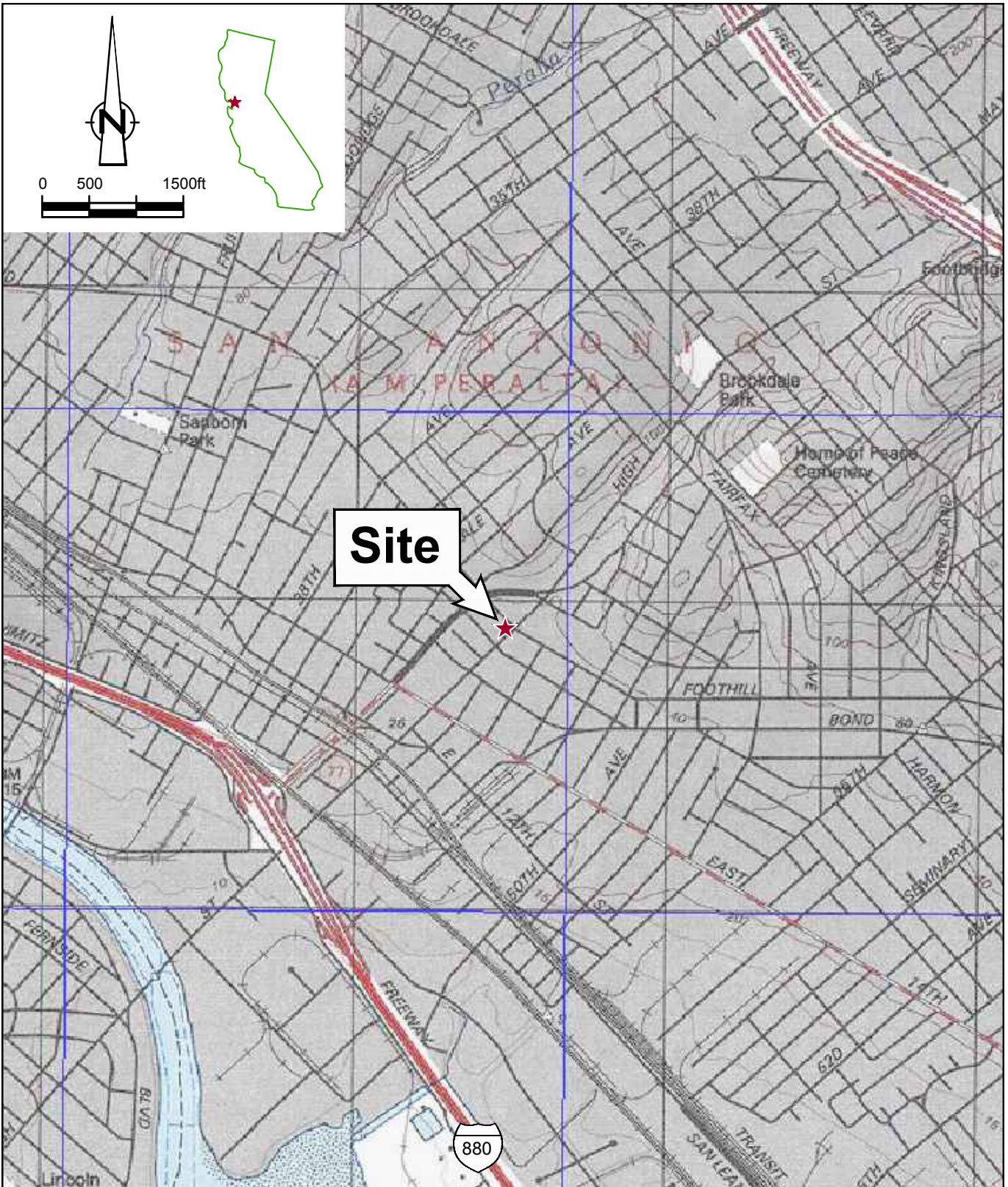


Figure 1
 VICINITY MAP
 CHEVRON SERVICE STATION 90076
 4265 FOOTHILL BOULEVARD
 Oakland, California



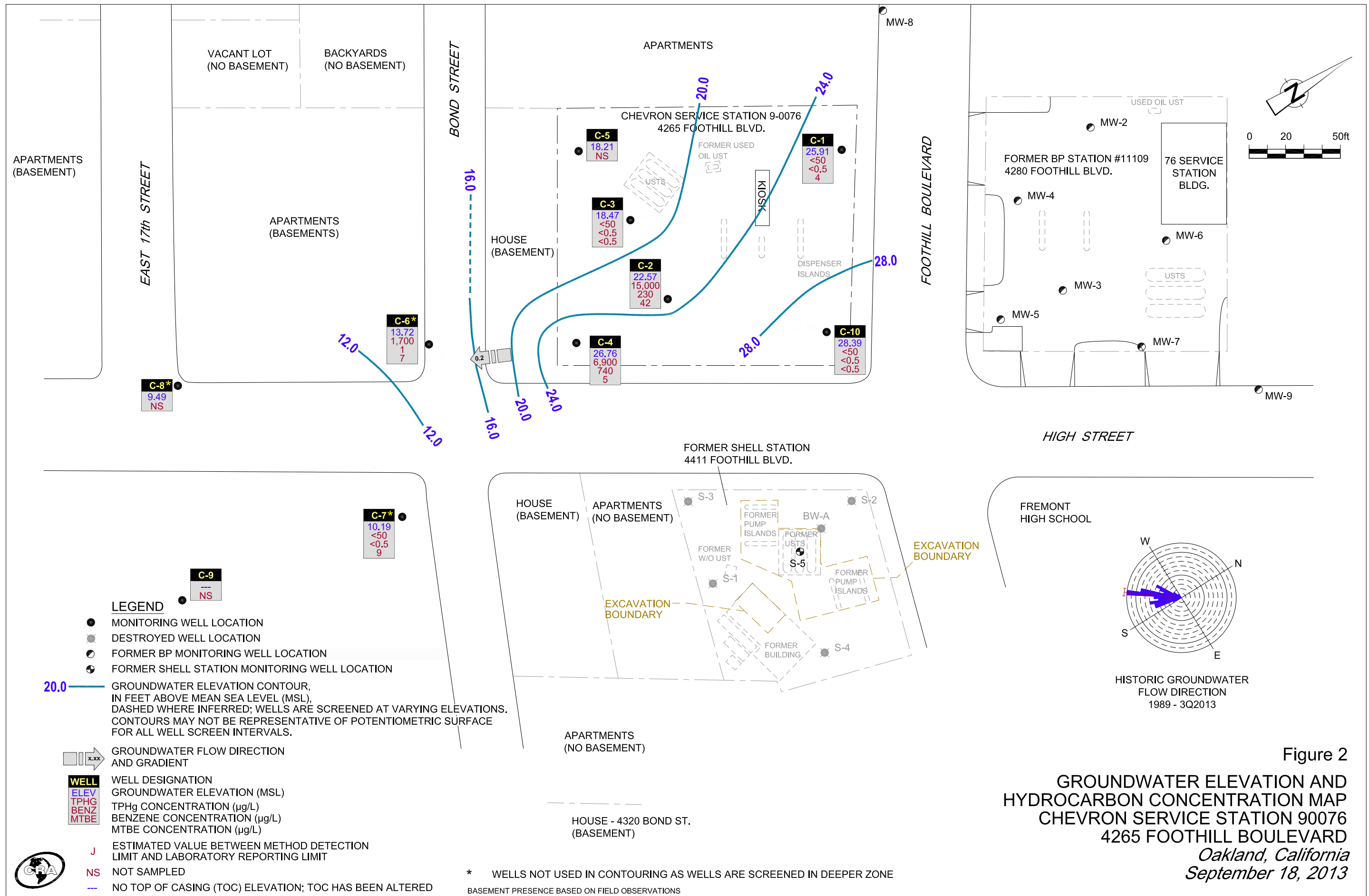


Figure 2
**GROUNDWATER ELEVATION AND
 HYDROCARBON CONCENTRATION MAP**
CHEVRON SERVICE STATION 90076
4265 FOOTHILL BOULEVARD
Oakland, California
September 18, 2013

* WELLS NOT USED IN CONTOURING AS WELLS ARE SCREENED IN DEEPER ZONE
 BASEMENT PRESENCE BASED ON FIELD OBSERVATIONS

TABLE

TABLE 1

GROUNDWATER MONITORING AND SAMPLING DATA
 CHEVRON SERVICE STATION 90076
 4265 FOOTHILL BOULEVARD
 OAKLAND, CALIFORNIA

Location	Date	TOC	DTW	GWE	LNAPL	LNAPL REMOVED	HYDROCARBONS	PRIMARY VOCS					ADDITIONAL VOCS	FIELD PARAMETERS				GENERAL CHEMISTRY				
							TPH-GRO	B	T	E	X	MTBE by SW8260	ETHANOL	Dissolved oxygen, prepurge	Dissolved oxygen, postpurge	Oxidation reduction potential, prepurge	Oxidation reduction potential, postpurge	Alkalinity, total (as CaCO3)	Ferrous iron	Nitrate (as N)	Sulfate	
	Units	ft	ft	ft-amsl	ft	gallons	µg/L	µg/L	µg/L	µg/L	µg/L	µg/L	µg/L	µg/L	µg/L	µg/L	millivolts	millivolts	µg/L	µg/L	µg/L	µg/L
C-1	04/28/1989	35.42	20.05	15.37	0.00	0.00	940	30	1.3	11	13	-	-	-	-	-	-	-	-	-	-	-
C-1	08/08/1989	35.42	24.07	11.35	0.00	0.00	820	45	2.0	13	13	-	-	-	-	-	-	-	-	-	-	-
C-1	12/21/1989	35.42	22.81	12.61	0.00	0.00	-	-	-	-	-	-	-	-	-	-	-	-	-	-	-	-
C-1	08/27/1990	35.42	22.12	13.30	0.00	0.00	440	15	1.0	6.0	13	-	-	-	-	-	-	-	-	-	-	-
C-1	11/04/1990	35.42	25.56	9.86	0.00	0.00	-	-	-	-	-	-	-	-	-	-	-	-	-	-	-	-
C-1	06/18/1991	35.42	21.64	13.78	0.00	0.00	74	5.6	0.6	1.9	1.3	-	-	-	-	-	-	-	-	-	-	-
C-1	09/19/1991	35.42	24.58	10.84	0.00	0.00	150	7.1	<0.5	2.3	3.0	-	-	-	-	-	-	-	-	-	-	-
C-1	12/20/1991	35.42	26.17	9.25	0.00	0.00	250	10	<0.5	3.7	1.6	-	-	-	-	-	-	-	-	-	-	-
C-1	03/18/1992	35.42	18.25	17.17	0.00	0.00	190	16	<0.5	8.5	3	-	-	-	-	-	-	-	-	-	-	-
C-1	07/14/1992	35.42	27.61	7.81	0.00	0.00	20,000	480	2,200	510	2,900	-	-	-	-	-	-	-	-	-	-	-
C-1	10/08/1992	35.42	24.44	10.98	0.00	0.00	360	34	4.6	19	12	-	-	-	-	-	-	-	-	-	-	-
C-1	01/08/1993	35.42	19.68	15.74	0.00	0.00	120	9.1	0.5	5.1	1.8	-	-	-	-	-	-	-	-	-	-	-
C-1	04/14/1993	35.42	16.38	19.04	0.00	0.00	190	74	0.6	1.0	2.0	-	-	-	-	-	-	-	-	-	-	-
C-1	07/16/1993	35.42	-	-	0.00	0.00	-	-	-	-	-	-	-	-	-	-	-	-	-	-	-	-
C-1	07/27/1993	35.42	9.39	26.03	0.00	0.00	300	12	<0.5	5.0	2.0	-	-	-	-	-	-	-	-	-	-	-
C-1	09/21/1993	38.41	21.42	16.99	0.00	0.00	360	12	1.2	5.8	3.7	-	-	-	-	-	-	-	-	-	-	-
C-1	01/28/1994	38.41	19.57	18.84	0.00	0.00	370	24	1.0	13	4.0	-	-	-	-	-	-	-	-	-	-	-
C-1	03/17/1994	38.41	16.85	21.56	0.00	0.00	460	42	<0.5	6.7	3.7	-	-	-	-	-	-	-	-	-	-	-
C-1	06/16/1994	38.41	17.83	20.58	0.00	0.00	320	20	0.7	8.7	3.0	-	-	-	-	-	-	-	-	-	-	-
C-1	09/22/1994	38.41	20.26	18.15	0.00	0.00	380	24	0.6	8.8	1.9	-	-	-	-	-	-	-	-	-	-	-
C-1	12/15/1994	38.41	15.82	22.59	0.00	0.00	280	23	7.6	7.8	13	-	-	-	-	-	-	-	-	-	-	-
C-1	03/30/1995	38.41	12.02	26.39	0.00	0.00	2,200	890	8.9	15	<5.0	-	-	-	-	-	-	-	-	-	-	-

TABLE 1

GROUNDWATER MONITORING AND SAMPLING DATA
 CHEVRON SERVICE STATION 90076
 4265 FOOTHILL BOULEVARD
 OAKLAND, CALIFORNIA

Location	Date	TOC	DTW	GWE	LNAPL	LNAPL REMOVED	HYDROCARBONS	PRIMARY VOCs					ADDITIONAL VOCs	FIELD PARAMETERS				GENERAL CHEMISTRY				
							TPH-GRO	B	T	E	X	MTBE by SW8260	ETHANOL	Dissolved oxygen, prepurge	Dissolved oxygen, postpurge	Oxidation reduction potential, prepurge	Oxidation reduction potential, postpurge	Alkalinity, total (as CaCO3)	Ferrous iron	Nitrate (as N)	Sulfate	
Units	ft	ft	ft-amsl	ft	gallons	µg/L	µg/L	µg/L	µg/L	µg/L	µg/L	µg/L	µg/L	µg/L	µg/L	millivolts	millivolts	µg/L	µg/L	µg/L	µg/L	
C-1	06/20/1995	38.41	14.40	24.01	0.00	0.00	690	140	<2.0	9.4	2.8	-	-	-	-	-	-	-	-	-	-	-
C-1	09/20/1995	38.41	13.82	24.59	0.00	0.00	730	27	78	26	130	-	-	-	-	-	-	-	-	-	-	-
C-1	12/06/1995	38.41	20.60	17.81	0.00	0.00	220	16	<0.5	7.2	1.7	11	-	-	-	-	-	-	-	-	-	-
C-1	03/21/1996	38.41	11.65	26.76	0.00	0.00	640	170	<2.0	6.7	<2.0	35	-	-	-	-	-	-	-	-	-	-
C-1	06/21/1996	38.41	14.25	24.16	0.00	0.00	640	140	<1.2	8.7	2.0	23	-	-	-	-	-	-	-	-	-	-
C-1	09/06/1996	38.41	16.75	21.66	0.00	0.00	460	24	0.56	10	2.4	43	-	-	-	-	-	-	-	-	-	-
C-1	12/19/1996	38.41	13.98	24.43	0.00	0.00	790	120	22	13	19	<25	-	-	-	-	-	-	-	-	-	-
C-1	03/17/1997	38.41	12.78	25.63	0.00	0.00	2,200	660	<10	15	<10	110	-	-	-	-	-	-	-	-	-	-
C-1	06/11/1997	38.41	15.16	23.25	0.00	0.00	1,500	130	<2.0	16	3.4	130	-	-	-	-	-	-	-	-	-	-
C-1	09/17/1997	38.41	16.94	21.47	0.00	0.00	910	160	23	13	49	180	-	1.4	8.8	101	104	2.0	1.1	<1.0	12	
C-1	12/11/1997	38.41	13.18	25.23	0.00	0.00	2,000	270	7.0	53	7.4	460	-	-	-	-	-	-	-	-	-	-
C-1	03/12/1998	38.41	9.49	28.92	0.00	0.00	3,100	1,300	<20	42	<20	760	-	1.7	3.6	171	171	550	3.0	<1.0	6.6	
C-1	06/23/1998	38.41	10.22	28.19	0.00	0.00	1,300	650	6.9	22	6.5	290	-	-	-	-	-	-	-	-	-	-
C-1	09/01/1998	38.41	16.98	21.43	0.00	0.00	270	6.0	<2.5	<2.5	<2.5	950	-	-	-	-	-	-	-	-	-	-
C-1	12/30/1998	38.41	16.12	22.29	0.00	0.00	2,020	578	<5.0	<5.0	<5.0	1,720	-	-	-	-	-	-	-	-	-	-
C-1	03/31/1999	38.41	13.88	24.53	0.00	0.00	2,140	776	5.89	<5.0	5.15	1,170	-	6.5	1.8	99	89	382	2,520 ¹⁴	0.418	8.23	
C-1	06/14/1999 ¹	38.41	15.32	23.09	0.00	0.00	1,450	524	<5.0	<5.0	<5.0	1,360 ² /1,150	-	-	-	-	-	-	-	-	-	-
C-1	09/30/1999	38.41	16.11	22.30	0.00	0.00	79	1.12	<0.5	1.07	<0.5	677	-	-	-	-	-	-	-	-	-	-
C-1	12/22/1999	38.41	15.04	23.37	0.00	0.00	501	157	4.45	<2.5	4.81	744	-	0.95	2.0	-95	-128	568	0.19	<0.1	11	
C-1	03/09/2000	38.41	7.13	31.28	0.00	0.00	3,300	2,500	28	37	<25	1,700	-	1.8	2.4	-47	-38	520	0.84	0.54	15	
C-1	06/23/2000 ³	38.41	12.55	25.86	0.00	0.00	2,200 ⁴	1,000	6.9	5.7	9.3	1,900	-	-	-	-	-	-	-	-	-	
C-1	09/05/2000 ³	38.41	17.13	21.28	0.00	0.00	<200	8.3	<2.0	<2.0	<2.0	1,000	-	1.74	2.66	105	59	520	0.41	1.6	10	

TABLE 1

GROUNDWATER MONITORING AND SAMPLING DATA
 CHEVRON SERVICE STATION 90076
 4265 FOOTHILL BOULEVARD
 OAKLAND, CALIFORNIA

Location	Date	TOC	DTW	GWE	LNAPL	LNAPL REMOVED	HYDROCARBONS	PRIMARY VOCs					ADDITIONAL VOCs	FIELD PARAMETERS				GENERAL CHEMISTRY				
							TPH-GRO	B	T	E	X	MTBE by SW8260	ETHANOL	Dissolved oxygen, prepurge	Dissolved oxygen, postpurge	Oxidation reduction potential, prepurge	Oxidation reduction potential, postpurge	Alkalinity, total (as CaCO3)	Ferrous iron	Nitrate (as N)	Sulfate	
	Units	ft	ft	ft-amsl	ft	gallons	µg/L	µg/L	µg/L	µg/L	µg/L	µg/L	µg/L	µg/L	µg/L	µg/L	millivolts	millivolts	µg/L	µg/L	µg/L	µg/L
C-1	12/04/2000	38.41	16.93	21.48	0.00	0.00	1,400 ⁴	600	<5.0	<5.0	<5.0	1,500	-	-	-	-	-	-	-	-	-	-
C-1	03/08/2001 ³	38.41	7.96	30.45	0.00	0.00	2,570	1,040	7.93	12.0	<5.00	1,470	-	-	-	-	-	-	-	-	-	-
C-1	06/07/2001 ³	38.41	12.96	25.45	0.00	0.00	750 ⁴	220	5.6	4.8	2.6	2,500 ⁵	-	-	-	-	-	-	-	-	-	-
C-1	09/13/2001 ³	38.41	18.50	19.91	0.00	0.00	670 ⁶	<5.0	<5.0	<5.0	<5.0	660	-	-	-	-	-	-	-	-	-	-
C-1	12/13/2001 ³	38.41	15.39	23.02	0.00	0.00	1,100	340	2.1	0.95	7.9	630	-	-	-	-	-	-	-	-	-	-
C-1	03/08/2002 ³	38.41	10.06	28.35	0.00	0.00	3,600	1,400	9.5	17	6.5	1,900	-	-	-	-	-	-	-	-	-	-
C-1	06/19/2002 ³	38.41	13.49	24.92	0.00	0.00	1,300	220	3.4	2.7	<3.0	1,400	-	-	-	-	-	-	-	-	-	-
C-1	09/11/2002 ³	38.41	17.23	21.18	0.00	0.00	400	22	<0.50	<0.50	<1.5	780	-	-	-	-	-	-	-	-	-	-
C-1	12/11/2002 ³	38.41	18.60	19.81	0.00	0.00	180	4.2	<0.50	1.1	<1.5	350	-	-	-	-	-	-	-	-	-	-
C-1	03/11/2003 ³	38.41	12.60	25.81	0.00	0.00	3,500	1,100	9.1	12	8.0	1,600	-	-	-	-	-	-	-	-	-	-
C-1	06/10/2003 ^{3,7}	38.41	12.68	25.73	0.00	0.00	1,600	350	2	3	3	1,300	-	-	-	-	-	-	-	-	-	-
C-1	09/09/2003 ^{3,7}	38.41	16.75	21.66	0.00	0.00	290	4	<1	1	1	710	<100	-	-	-	-	-	-	-	-	-
C-1	12/09/2003 ^{7,9}	38.41	17.68	20.73	0.00	0.00	<50	<0.5	<0.5	<0.5	<0.5	200	<50	-	-	-	-	-	-	-	-	-
C-1	03/09/2004 ⁷	38.41	7.80	30.61	0.00	0.00	7,100	2,000	15	23	10	1,100	<50	-	-	-	-	-	-	-	-	-
C-1	06/08/2004 ⁷	38.41	11.12	27.29	0.00	0.00	2,300	840	6	5	4	1,100	<50	-	-	-	-	-	-	-	-	-
C-1	09/08/2004 ⁷	38.41	14.30	24.11	0.00	0.00	150	110	2	0.5	1	730	<50	-	-	-	-	-	-	-	-	-
C-1	12/06/2004 ⁷	38.41	13.26	25.15	0.00	0.00	2,100	480	4	2	2	530	<50	-	-	-	-	-	-	-	-	-
C-1	03/07/2005 ⁷	38.41	6.48	31.93	0.00	0.00	4,100	1,200	9	10	5	1,100	<100	-	-	-	-	-	-	-	-	-
C-1	06/06/2005 ⁷	38.41	8.85	29.56	0.00	0.00	3,400	990	8	9	5	1,100	<100	-	-	-	-	-	-	-	-	-
C-1	09/06/2005 ⁷	38.41	11.42	26.99	0.00	0.00	1,100	83	2	0.9	1	810	<50	-	-	-	-	-	-	-	-	-
C-1	12/05/2005 ⁷	38.41	10.98	27.43	0.00	0.00	<50	<0.5	<0.5	<0.5	<0.5	78	<50	-	-	-	-	-	-	-	-	-
C-1	03/06/2006 ⁷	38.41	7.77	30.64	0.00	0.00	3,700	880	10	8	7	1,300	<50	-	-	-	-	-	-	-	-	-

TABLE 1

GROUNDWATER MONITORING AND SAMPLING DATA
 CHEVRON SERVICE STATION 90076
 4265 FOOTHILL BOULEVARD
 OAKLAND, CALIFORNIA

Location	Date	TOC	DTW	GWE	LNAPL	LNAPL REMOVED	HYDROCARBONS	PRIMARY VOCs					ADDITIONAL VOCs	FIELD PARAMETERS				GENERAL CHEMISTRY				
							TPH-GRO	B	T	E	X	MTBE by SW8260	ETHANOL	Dissolved oxygen, prepurge	Dissolved oxygen, postpurge	Oxidation reduction potential, prepurge	Oxidation reduction potential, postpurge	Alkalinity, total (as CaCO3)	Ferrous iron	Nitrate (as N)	Sulfate	
	Units	ft	ft	ft-amsl	ft	gallons	µg/L	µg/L	µg/L	µg/L	µg/L	µg/L	µg/L	µg/L	µg/L	µg/L	millivolts	millivolts	µg/L	µg/L	µg/L	µg/L
C-1	06/05/2006 ⁷	38.41	8.90	29.51	0.00	0.00	380	7	<0.5	<0.5	<0.5	960	<50	-	-	-	-	-	-	-	-	-
C-1	09/05/2006 ⁷	38.41	11.09	27.32	0.00	0.00	260	<0.5	<0.5	<0.5	<0.5	390	<50	-	-	-	-	-	-	-	-	-
C-1	12/04/2006 ⁷	38.41	10.92	27.49	0.00	0.00	270	20	<0.5	<0.5	<0.5	250	<50	-	-	-	-	-	-	-	-	-
C-1	03/05/2007 ⁷	38.41	9.78	28.63	0.00	0.00	2,000	370	5	2	2	820	<50	-	-	-	-	-	-	-	-	-
C-1	06/04/2007 ⁷	38.41	9.40	29.01	0.00	0.00	180	<0.5	<0.5	<0.5	<0.5	320	<50	-	-	-	-	-	-	-	-	-
C-1	09/07/2007 ⁷	38.41	10.55	27.86	0.00	0.00	120	<0.5	<0.5	<0.5	<0.5	72	<50	-	-	-	-	-	-	-	-	-
C-1	12/06/2007 ⁷	38.41	12.15	26.26	0.00	0.00	170	<0.5	<0.5	<0.5	<0.5	58	<50	-	-	-	-	-	-	-	-	-
C-1	03/06/2008 ⁷	38.41	8.28	30.13	0.00	0.00	3,400	790	8	4	4	610	<50	-	-	-	-	-	-	-	-	-
C-1	06/05/2008 ⁷	38.41	10.11	28.30	0.00	0.00	210	<0.5	<0.5	<0.5	<0.5	290	<50	-	-	-	-	-	-	-	-	-
C-1	09/03/2008 ⁷	38.41	12.90	25.51	0.00	0.00	130	<0.5	<0.5	<0.5	<0.5	110	<50	-	-	-	-	-	-	-	-	-
C-1	12/03/2008 ⁷	38.41	13.85	24.56	0.00	0.00	70	<0.5	<0.5	<0.5	<0.5	29	<50	-	-	-	-	-	-	-	-	-
C-1	03/04/2009	38.41	7.65	30.76	0.00	0.00	1,400	200	3	0.90	2	240	<50	-	-	-	-	-	-	-	-	-
C-1	06/09/2009 ⁷	38.41	10.52	27.81	0.00	0.00	280	2	<0.5	<0.5	<0.5	230	<50	-	-	-	-	-	-	-	-	-
C-1	09/30/2009 ⁷	38.41	13.84	24.57	0.00	0.00	<50	<0.5	<0.5	<0.5	<0.5	78	<50	-	-	-	-	-	-	-	-	-
C-1	03/22/2010 ⁷	38.41	8.34	30.07	0.00	0.00	1,000	290	4	2	2	99	<50	-	-	-	-	-	-	-	-	-
C-1	09/16/2010	38.41	12.70	25.71	0.00	0.00	170	<0.5	<0.5	<0.5	<0.5	20	<50	-	-	-	-	-	-	-	-	-
C-1	03/08/2011	38.41	8.00	30.41	0.00	0.00	2,000	280	5	2	3	74	<50	-	-	-	-	-	-	-	-	-
C-1	09/28/2011	38.41	12.13	26.28	0.00	0.00	52 J	<0.5	<0.5	<0.5	<0.5	6	<50	-	-	-	-	-	-	-	-	-
C-1	03/08/2012	38.41	13.02	25.39	0.00	0.00	<50	<0.5	<0.5	<0.5	<0.5	62	<50	-	-	-	-	-	-	-	-	-
C-1	09/20/2012	38.41	13.12	25.29	0.00	0.00	<50	<0.5	<0.5	<0.5	<0.5	2	<50	-	-	-	-	-	-	-	-	-
C-1	03/20/2013	38.41	9.74	28.67	0.00	0.00	210	18	0.6 J	<0.5	<0.5	37	<50	-	-	-	-	-	-	-	-	-
C-1	09/18/2013	38.41	12.50	25.91	0.00	0.00	<50	<0.5	<0.5	<0.5	<0.5	4	<50	-	-	-	-	-	-	-	-	-

TABLE 1

GROUNDWATER MONITORING AND SAMPLING DATA
 CHEVRON SERVICE STATION 90076
 4265 FOOTHILL BOULEVARD
 OAKLAND, CALIFORNIA

Location	Date	TOC	DTW	GWE	LNAPL	LNAPL REMOVED	HYDROCARBONS					PRIMARY VOCs					ADDITIONAL VOCs		FIELD PARAMETERS				GENERAL CHEMISTRY			
							TPH-GRO	B	T	E	X	MTBE by SW8260	ETHANOL	Dissolved oxygen, prepurge	Dissolved oxygen, postpurge	Oxidation reduction potential, prepurge	Oxidation reduction potential, postpurge	Alkalinity, total (as CaCO3)	Ferrous iron	Nitrate (as N)	Sulfate					
Units	ft	ft	ft-amsl	ft	gallons	µg/L	µg/L	µg/L	µg/L	µg/L	µg/L	µg/L	µg/L	µg/L	µg/L	µg/L	millivolts	millivolts	µg/L	µg/L	µg/L	µg/L				
C-2	04/28/1989	35.18	26.44	8.74	0.00	0.00	120,000	30,000	22,000	3,000	17,000	-	-	-	-	-	-	-	-	-	-	-	-			
C-2	08/08/1989	35.18	29.90	5.29	0.01	0.00	-	-	-	-	-	-	-	-	-	-	-	-	-	-	-	-	-			
C-2	12/21/1989	35.18	29.32	5.86	0.00	0.00	-	-	-	-	-	-	-	-	-	-	-	-	-	-	-	-	-			
C-2	08/27/1990	35.18	29.55	5.77	0.17	0.00	-	-	-	-	-	-	-	-	-	-	-	-	-	-	-	-	-			
C-2	11/04/1990	35.18	30.47	4.71	0.00	0.00	-	-	-	-	-	-	-	-	-	-	-	-	-	-	-	-	-			
C-2	06/18/1991	35.18	28.33	6.90	0.06	0.00	-	-	-	-	-	-	-	-	-	-	-	-	-	-	-	-	-			
C-2	09/19/1991	35.18	29.39	5.84	0.06	0.00	-	-	-	-	-	-	-	-	-	-	-	-	-	-	-	-	-			
C-2	12/20/1991	35.18	29.23	5.95	0.00	0.00	170,000	20,000	10,000	2,800	19,000	-	-	-	-	-	-	-	-	-	-	-	-			
C-2	03/18/1992	35.18	13.60	21.58	0.09	0.00	-	-	-	-	-	-	-	-	-	-	-	-	-	-	-	-	-			
C-2	07/14/1992	35.18	-	-	0.00	0.00	-	-	-	-	-	-	-	-	-	-	-	-	-	-	-	-	-			
C-2	10/08/1992	35.18	-	-	0.00	0.00	-	-	-	-	-	-	-	-	-	-	-	-	-	-	-	-	-			
C-2	01/08/1993	35.18	24.20	10.98	Sheen	0.00	79,000	14,000	7,200	3,500	16,000	-	-	-	-	-	-	-	-	-	-	-	-			
C-2	04/14/1993	35.18	-	-	0.00	0.00	-	-	-	-	-	-	-	-	-	-	-	-	-	-	-	-	-			
C-2	07/16/1993	35.18	30.15	5.03	0.00	0.00	2,200	440	73	24	350	-	-	-	-	-	-	-	-	-	-	-	-			
C-2	09/21/1993	37.47	26.29	11.18	0.00	0.00	11,000	2,300	300	270	910	-	-	-	-	-	-	-	-	-	-	-	-			
C-2	01/28/1994	37.47	23.96	13.51	0.00	0.00	49,000	11,000	3,900	1,600	12,000	-	-	-	-	-	-	-	-	-	-	-	-			
C-2	03/17/1994	37.47	25.99	11.48	0.00	0.00	16,000	3,300	1,000	220	3,500	-	-	-	-	-	-	-	-	-	-	-	-			
C-2	06/16/1994	37.47	23.92	13.55	0.00	0.00	20,000	4,800	1,500	520	4,300	-	-	-	-	-	-	-	-	-	-	-	-			
C-2	09/22/1994	37.47	25.62	11.85	0.00	0.00	35,000	5,600	850	1,700	7,300	-	-	-	-	-	-	-	-	-	-	-	-			
C-2	12/15/1994	37.47	21.16	16.31	0.00	0.00	96,000	9,000	3,500	3,300	13,000	-	-	-	-	-	-	-	-	-	-	-	-			
C-2	03/30/1995	37.47	17.18	20.29	0.00	0.00	100,000	9,400	3,700	3,900	14,000	-	-	-	-	-	-	-	-	-	-	-	-			

TABLE 1

GROUNDWATER MONITORING AND SAMPLING DATA
 CHEVRON SERVICE STATION 90076
 4265 FOOTHILL BOULEVARD
 OAKLAND, CALIFORNIA

Location	Date	TOC	DTW	GWE	LNAPL	LNAPL REMOVED	HYDROCARBONS	PRIMARY VOCs					ADDITIONAL VOCs	FIELD PARAMETERS				GENERAL CHEMISTRY				
							TPH-GRO	B	T	E	X	MTBE by SW8260	ETHANOL	Dissolved oxygen, prepurge	Dissolved oxygen, postpurge	Oxidation reduction potential, prepurge	Oxidation reduction potential, postpurge	Alkalinity, total (as CaCO3)	Ferrous iron	Nitrate (as N)	Sulfate	
	Units	ft	ft	ft-amsl	ft	gallons	µg/L	µg/L	µg/L	µg/L	µg/L	µg/L	µg/L	µg/L	µg/L	µg/L	millivolts	millivolts	µg/L	µg/L	µg/L	µg/L
C-2	06/20/1995	37.47	18.95	18.52	0.00	0.00	93,000	6,400	1,900	2,900	11,000	-	-	-	-	-	-	-	-	-	-	-
C-2	09/20/1995	37.47	18.20	19.27	0.00	0.00	58,000	6,600	330	1,600	5,500	-	-	-	-	-	-	-	-	-	-	-
C-2	12/06/1995	37.47	24.76	12.71	0.00	0.00	40,000	5,000	86	1,800	3,700	<500	-	-	-	-	-	-	-	-	-	-
C-2	03/21/1996	37.47	16.17	21.30	0.00	0.13	-	-	-	-	-	-	-	-	-	-	-	-	-	-	-	-
C-2	06/21/1996	37.47	18.15	19.34	0.02	0.03	-	-	-	-	-	-	-	-	-	-	-	-	-	-	-	-
C-2	09/06/1996	37.47	21.14	16.36	0.04	0.08	-	-	-	-	-	-	-	-	-	-	-	-	-	-	-	-
C-2	12/19/1996	37.47	17.55	19.94	0.03	0.05	-	-	-	-	-	-	-	-	-	-	-	-	-	-	-	-
C-2	03/17/1997	37.47	18.59	18.88	0.00	0.00	58,000	4,800	1,200	1,800	6,300	3,400	-	-	-	-	-	-	-	-	-	-
C-2	06/11/1997	37.47	21.30	16.17	0.00	0.00	40,000	5,500	720	1,400	4,100	3,100	-	-	-	-	-	-	-	-	-	-
C-2	09/17/1997	37.47	23.14	14.33	0.00	0.00	30,000	4,800	220	1,200	1,800	3,200	-	1.3	-	150	-	560	4.7	<1.0	<1.0	
C-2	12/11/1997	37.47	17.21	20.26	0.00	0.00	76,000	6,100	1,300	2,200	8,000	3,800	-	-	-	-	-	-	-	-	-	-
C-2	03/12/1998	37.47	14.17	23.30	0.00	0.00	45,000	6,000	1,400	1,800	5,900	2,700	-	1.1	1.1	176	174	420	3.5	<1.0	<1.0	
C-2	06/23/1998 ³	37.47	14.82	22.65	0.00	0.00	1,100,000	6,800	5,100	13,000	38,000	<1,000	-	-	-	-	-	-	-	-	-	-
C-2	09/01/1998	37.47	21.78	15.69	0.00	0.00	9,700	300	8.2	6.2	250	3,700	-	-	-	-	-	-	-	-	-	-
C-2	12/30/1998	37.47	21.86	15.61	0.00	0.00	110,000	4,790	1,300	841	5,570	2,420	-	-	-	-	-	-	-	-	-	-
C-2	03/31/1999	37.47	16.90	20.57	0.00	0.00	48,000	4,800	1,110	1,520	5,450	2,160	-	1.5	1.6	151	157	456	2,100 ¹⁴	0.118	19.7	
C-2	06/14/1999 ¹	37.47	20.15	17.32	Sheen	0.00	56,400	5,380	671	1,300	3,960	2,480/2,630 ²	-	-	-	-	-	-	-	-	-	-
C-2	09/30/1999	37.47	22.97	14.50	0.00	0.00	22,100	623	<100	529	1,250	2,430	-	-	-	-	-	-	-	-	-	-
C-2	12/22/1999	37.47	21.00	16.47	0.00	0.00	10,200	1,750	102	222	963	1,980	-	0.6	0.65	-90	-84	782	1.0	5.34	5.38	
C-2	03/09/2000	37.47	12.20	25.27	0.00	0.00	26,000	4,800	930	1,200	4,400	1,800	-	1.0	1.6	-68	-70	450	0.31	<0.1	0.39	
C-2	06/23/2000 ³	37.47	18.94	18.53	0.00	0.00	29,000 ⁴	3,400	360	440	2,500	2,800	-	-	-	-	-	-	-	-	-	
C-2	09/05/2000 ³	37.47	20.46	17.01	0.00	0.00	35,000 ⁴	3,800	54	980	750	5,200	-	1.31	1.85	65	44	690	0.34	<1.0	<1.0	

TABLE 1

GROUNDWATER MONITORING AND SAMPLING DATA
 CHEVRON SERVICE STATION 90076
 4265 FOOTHILL BOULEVARD
 OAKLAND, CALIFORNIA

Location	Date	TOC	DTW	GWE	LNAPL	LNAPL REMOVED	HYDROCARBONS	PRIMARY VOCs					ADDITIONAL VOCs	FIELD PARAMETERS				GENERAL CHEMISTRY				
							TPH-GRO	B	T	E	X	MTBE by SW8260	ETHANOL	Dissolved oxygen, prepurge	Dissolved oxygen, postpurge	Oxidation reduction potential, prepurge	Oxidation reduction potential, postpurge	Alkalinity, total (as CaCO3)	Ferrous iron	Nitrate (as N)	Sulfate	
	Units	ft	ft	ft-amsl	ft	gallons	µg/L	µg/L	µg/L	µg/L	µg/L	µg/L	µg/L	µg/L	µg/L	µg/L	millivolts	millivolts	µg/L	µg/L	µg/L	µg/L
C-2	12/04/2000	37.47	20.93	16.54	0.00	0.00	16,000 ⁴	2,500	120	360	1,100	2,100	-	-	-	-	-	-	-	-	-	-
C-2	03/08/2001 ³	37.47	16.94	20.53	0.00	0.00	42,300	3,930	828	2,010	5,180	1,660	-	-	-	-	-	-	-	-	-	-
C-2	06/07/2001 ³	37.47	19.34	18.13	0.00	0.00	15,000 ⁴	3,400	150	700	1,300	1,900	-	-	-	-	-	-	-	-	-	-
C-2	09/13/2001 ³	37.47	22.19	15.28	0.00	0.00	9,600	1,200	<50	120	160	2,200	-	-	-	-	-	-	-	-	-	-
C-2	12/13/2001 ³	37.47	17.60	19.87	0.00	0.00	33,000	3,200	430	1,300	3,700	1,400	-	-	-	-	-	-	-	-	-	-
C-2	03/08/2002 ³	37.47	14.29	23.18	0.00	0.00	26,000	2,900	390	1,200	2,800	1,100	-	-	-	-	-	-	-	-	-	-
C-2	06/19/2002 ³	37.47	19.11	18.36	0.00	0.00	19,000	3,000	100	720	1,100	1,400	-	-	-	-	-	-	-	-	-	-
C-2	09/11/2002 ³	37.47	20.68	16.79	0.00	0.00	10,000	1,400	23	120	78	1,800	-	-	-	-	-	-	-	-	-	-
C-2	12/11/2002 ³	37.47	22.11	15.36	0.00	0.00	8,700	1,300	24	100	250	1,900	-	-	-	-	-	-	-	-	-	-
C-2	03/11/2003 ³	37.47	14.61	22.86	0.00	0.00	23,000	2,000	280	1,100	2,100	990	-	-	-	-	-	-	-	-	-	-
C-2	06/10/2003 ^{3,7}	37.47	17.11	20.36	0.00	0.00	14,000	1,300	91	450	720	480	-	-	-	-	-	-	-	-	-	-
C-2	09/09/2003 ^{3,7}	37.47	21.14	16.33	0.00	0.00	6,800	1,100	9	83	47	1,300	<200	-	-	-	-	-	-	-	-	-
C-2	12/09/2003 ⁷	37.47	19.20	18.27	0.00	0.00	22,000	1,100	120	570	1,000	460	<250	-	-	-	-	-	-	-	-	-
C-2	03/09/2004 ⁷	37.47	11.82	25.65	0.00	0.00	24,000	1,800	420	820	2,100	480	<250	-	-	-	-	-	-	-	-	-
C-2	06/08/2004 ⁷	37.47	16.42	21.05	0.00	0.00	1,200	180	5	1	10	170	<50	-	-	-	-	-	-	-	-	-
C-2	09/08/2004 ⁷	37.47	13.16	24.32**	0.01	0.00	16,000	340	13	290	200	170	<250	-	-	-	-	-	-	-	-	-
C-2	12/06/2004 ⁷	37.47	14.12	23.36**	0.01	0.00	13,000	730	130	340	570	280	<100	-	-	-	-	-	-	-	-	-
C-2	03/07/2005 ⁷	37.47	10.57	26.91**	0.01	0.00	18,000	2,200	470	770	2,000	420	<250	-	-	-	-	-	-	-	-	-
C-2	06/06/2005 ⁷	37.47	12.69	24.78	0.00	0.00	9,800	940	79	300	490	200	<100	-	-	-	-	-	-	-	-	-
C-2	09/06/2005 ⁷	37.47	14.78	22.69	0.00	0.00	9,300	380	8	89	76	170	<100	-	-	-	-	-	-	-	-	-
C-2	12/05/2005 ⁷	37.47	14.22	23.25	0.00	0.00	8,300	190	8	68	67	56	<50	-	-	-	-	-	-	-	-	-
C-2	03/06/2006 ⁷	37.47	9.74	27.73	0.00	0.00	1,900	41	5	13	43	6	<50	-	-	-	-	-	-	-	-	-

TABLE 1

GROUNDWATER MONITORING AND SAMPLING DATA
 CHEVRON SERVICE STATION 90076
 4265 FOOTHILL BOULEVARD
 OAKLAND, CALIFORNIA

Location	Date	TOC	DTW	GWE	LNAPL	LNAPL REMOVED	HYDROCARBONS					PRIMARY VOCs					ADDITIONAL VOCs		FIELD PARAMETERS				GENERAL CHEMISTRY			
							TPH-GRO	B	T	E	X	MTBE by SW8260	ETHANOL	Dissolved oxygen, prepurge	Dissolved oxygen, postpurge	Oxidation reduction potential, prepurge	Oxidation reduction potential, postpurge	Alkalinity, total (as CaCO3)	Ferrous iron	Nitrate (as N)	Sulfate					
Units	ft	ft	ft-amsl	ft	gallons	µg/L	µg/L	µg/L	µg/L	µg/L	µg/L	µg/L	µg/L	µg/L	µg/L	µg/L	µg/L	millivolts	millivolts	µg/L	µg/L	µg/L	µg/L			
C-2	06/05/2006 ⁷	37.47	9.75	27.72	0.00	0.00	8,800	680	99	200	460	170	<50	-	-	-	-	-	-	-	-	-	-			
C-2	09/05/2006 ⁷	37.47	11.96	25.51	0.00	0.00	8,200	1,200	24	170	65	65	<100	-	-	-	-	-	-	-	-	-	-			
C-2	12/04/2006 ⁷	37.47	12.43	25.04	0.00	0.00	9,500	1,800	38	140	94	94	<100	-	-	-	-	-	-	-	-	-	-			
C-2	03/05/2007 ⁷	37.47	10.61	26.86	0.00	0.00	15,000 ¹¹	1,900 ¹¹	300 ¹¹	570 ¹¹	1,300 ¹¹	250 ¹¹	<250 ¹¹	-	-	-	-	-	-	-	-	-	-			
C-2	06/04/2007 ⁷	37.47	10.34	27.13	0.00	0.00	6,200	410	16	76	100	110	<50	-	-	-	-	-	-	-	-	-	-			
C-2	09/07/2007 ⁷	37.47	11.65	25.82	0.00	0.00	6,400	240	6	71	82	67	<50	-	-	-	-	-	-	-	-	-	-			
C-2	12/06/2007 ⁷	37.47	18.40	19.07	0.00	0.00	7,300	200	12	47	79	56	<50	-	-	-	-	-	-	-	-	-	-			
C-2	03/06/2008 ⁷	37.47	9.47	28.00	0.00	0.00	18,000	2,400	340	850	1,600	260	<100	-	-	-	-	-	-	-	-	-	-			
C-2	06/05/2008 ⁷	37.47	11.07	26.40	0.00	0.00	5,800	530	18	47	80	100	<250	-	-	-	-	-	-	-	-	-	-			
C-2	09/03/2008 ⁷	37.47	13.20	24.27	0.00	0.00	5,600	340	10	81	48	83	<50	-	-	-	-	-	-	-	-	-	-			
C-2	12/03/2008 ⁷	37.47	14.61	22.86	0.00	0.00	9,600	1,100	58	250	210	220	<130	-	-	-	-	-	-	-	-	-	-			
C-2	03/04/2009	37.47	11.69	25.78	0.00	0.00	9,200	640	94	250	670	73	<130	-	-	-	-	-	-	-	-	-	-			
C-2	06/09/2009 ⁷	37.47	11.27	20.20	0.00	0.00	9,100	590	20	77	45	110	<50	-	-	-	-	-	-	-	-	-	-			
C-2	09/30/2009 ⁷	37.47	16.54	20.93	0.00	0.00	7,800	290	9	11	24	200	<50	-	-	-	-	-	-	-	-	-	-			
C-2	03/22/2010 ⁷	37.47	9.63	27.84	0.00	0.00	14,000	990	120	460	750	120	<130	-	-	-	-	-	-	-	-	-	-			
C-2	09/16/2010	37.47	12.90	24.57	0.00	0.00	7,400	170	8	52	35	29	<50	-	-	-	-	-	-	-	-	-	-			
C-2	03/08/2011	37.47	8.12	29.35	0.00	0.00	6,600	830	58	280	330	75	<100	-	-	-	-	-	-	-	-	-	-			
C-2	09/28/2011	37.47	14.86	22.61	0.00	0.00	7,200	320	10	83	52	50	<250	-	-	-	-	-	-	-	-	-	-			
C-2	03/08/2012	37.47	12.22	25.25	0.00	0.00	7,300	570	44	180	260	40	<500	-	-	-	-	-	-	-	-	-	-			
C-2	09/20/2012	37.47	13.06	24.41	0.00	0.00	6,800	260	6	36	170	69	<50	-	-	-	-	-	-	-	-	-	-			
C-2	03/20/2013	37.47	12.71	24.76	0.00	0.00	8,100	500	17	61	63	48	<130	-	-	-	-	-	-	-	-	-	-			
C-2	09/18/2013	37.47	14.90	22.57	0.00	0.00	15,000	230	13	150	290	42	<50	-	-	-	-	-	-	-	-	-	-			

TABLE 1

GROUNDWATER MONITORING AND SAMPLING DATA
 CHEVRON SERVICE STATION 90076
 4265 FOOTHILL BOULEVARD
 OAKLAND, CALIFORNIA

Location	Date	TOC	DTW	GWE	LNAPL	LNAPL REMOVED	HYDROCARBONS	PRIMARY VOCs					ADDITIONAL VOCs	FIELD PARAMETERS				GENERAL CHEMISTRY			
							TPH-GRO	B	T	E	X	MTBE by SW8260	ETHANOL	Dissolved oxygen, prepurge	Dissolved oxygen, postpurge	Oxidation reduction potential, prepurge	Oxidation reduction potential, postpurge	Alkalinity, total (as CaCO3)	Ferrous iron	Nitrate (as N)	Sulfate
Units	ft	ft	ft-amsl	ft	gallons	µg/L	µg/L	µg/L	µg/L	µg/L	µg/L	µg/L	µg/L	µg/L	µg/L	millivolts	millivolts	µg/L	µg/L	µg/L	µg/L
C-3	04/28/1989	35.28	28.00	7.28	0.00	0.00	<500	1.7	<0.5	<0.5	<0.5	-	-	-	-	-	-	-	-	-	-
C-3	08/08/1989	35.28	30.00	5.28	0.00	0.00	<500	1.0	<0.5	<0.5	<0.5	-	-	-	-	-	-	-	-	-	-
C-3	12/21/1989	35.28	30.53	4.75	0.00	0.00	-	-	-	-	-	-	-	-	-	-	-	-	-	-	-
C-3	08/27/1990	35.28	29.68	5.60	0.00	0.00	<50	<0.3	<0.3	<0.3	<0.6	-	-	-	-	-	-	-	-	-	-
C-3	11/04/1990	35.30	30.36	4.94	0.00	0.00	-	-	-	-	-	-	-	-	-	-	-	-	-	-	-
C-3	06/18/1991	35.30	28.46	6.84	0.00	0.00	52	1.1	<0.5	<0.5	1.2	-	-	-	-	-	-	-	-	-	-
C-3	09/19/1991	35.30	29.33	5.97	0.00	0.00	73	1.2	<0.5	<0.5	<0.5	-	-	-	-	-	-	-	-	-	-
C-3	12/20/1991	35.30	29.77	5.53	0.00	0.00	<50	0.7	<0.5	<0.5	<0.5	-	-	-	-	-	-	-	-	-	-
C-3	03/18/1992	35.30	25.75	9.55	0.00	0.00	<50	<0.5	<0.5	<0.5	<0.5	-	-	-	-	-	-	-	-	-	-
C-3	07/14/1992	35.30	27.87	7.43	0.00	0.00	<50	<0.5	<0.5	<0.5	<0.5	-	-	-	-	-	-	-	-	-	-
C-3	10/08/1992	35.30	28.55	6.75	0.00	0.00	<50	<0.5	<0.5	<0.5	0.5	-	-	-	-	-	-	-	-	-	-
C-3	01/08/1993	35.30	25.85	9.45	0.00	0.00	<50	<0.5	<0.5	<0.5	<0.5	-	-	-	-	-	-	-	-	-	-
C-3	04/14/1993	35.30	23.96	11.34	0.00	0.00	<50	<0.5	<0.5	<0.5	<0.5	-	-	-	-	-	-	-	-	-	-
C-3	07/16/1993	35.30	25.64	9.66	0.00	0.00	<50	<0.5	<0.5	<0.5	<0.5	-	-	-	-	-	-	-	-	-	-
C-3	09/21/1993	38.37	26.22	12.15	0.00	0.00	<50	0.7	<0.5	<0.5	<0.8	-	-	-	-	-	-	-	-	-	-
C-3	01/28/1994	38.37	25.66	12.71	0.00	0.00	<50	2.0	<0.5	<0.5	1.0	-	-	-	-	-	-	-	-	-	-
C-3	03/17/1994	38.37	24.95	13.42	0.00	0.00	<50	2.8	<0.5	0.6	1.5	-	-	-	-	-	-	-	-	-	-
C-3	06/16/1994	38.37	24.31	14.06	0.00	0.00	<50	1.4	<0.5	<0.5	<0.5	-	-	-	-	-	-	-	-	-	-
C-3	09/22/1994	38.37	25.04	13.33	0.00	0.00	<50	0.6	<0.5	<0.5	<0.5	-	-	-	-	-	-	-	-	-	-
C-3	12/15/1994	38.37	22.22	16.15	0.00	0.00	<50	2.6	1.7	0.82	4.5	-	-	-	-	-	-	-	-	-	-
C-3	03/30/1995	38.37	18.42	19.95	0.00	0.00	<50	<0.5	<0.5	<0.5	<0.5	-	-	-	-	-	-	-	-	-	-

TABLE 1

GROUNDWATER MONITORING AND SAMPLING DATA
 CHEVRON SERVICE STATION 90076
 4265 FOOTHILL BOULEVARD
 OAKLAND, CALIFORNIA

Location	Date	TOC	DTW	GWE	LNAPL	LNAPL REMOVED	HYDROCARBONS					PRIMARY VOCs					ADDITIONAL VOCs		FIELD PARAMETERS				GENERAL CHEMISTRY			
							TPH-GRO	B	T	E	X	MTBE by SW8260	ETHANOL	Dissolved oxygen, prepurge	Dissolved oxygen, postpurge	Oxidation reduction potential, prepurge	Oxidation reduction potential, postpurge	Alkalinity, total (as CaCO3)	Ferrous iron	Nitrate (as N)	Sulfate					
Units	ft	ft	ft-amsl	ft	gallons	µg/L	µg/L	µg/L	µg/L	µg/L	µg/L	µg/L	µg/L	µg/L	µg/L	µg/L	millivolts	millivolts	µg/L	µg/L	µg/L	µg/L				
C-3	06/20/1995	38.37	19.79	18.58	0.00	0.00	110	2.2	<0.5	<0.5	1.2	-	-	-	-	-	-	-	-	-	-	-				
C-3	09/20/1995	38.37	18.95	19.42	0.00	0.00	560	21	80	23	120	-	-	-	-	-	-	-	-	-	-	-				
C-3	12/06/1995	38.37	24.16	14.21	0.00	0.00	<50	0.73	<0.5	<0.5	0.67	<2.5	-	-	-	-	-	-	-	-	-	-				
C-3	03/21/1996	38.37	17.85	20.52	0.00	0.00	<50	<0.5	<0.5	<0.5	<0.5	<2.5	-	-	-	-	-	-	-	-	-	-				
C-3	06/21/1996	38.37	19.78	18.59	0.00	0.00	57	<0.5	<0.5	<0.5	<0.5	<2.5	-	-	-	-	-	-	-	-	-	-				
C-3	09/06/1996	38.37	21.63	16.74	0.00	0.00	<50	0.9	<0.5	<0.5	<0.5	<2.5	-	-	-	-	-	-	-	-	-	-				
C-3	12/19/1996	38.37	22.30	16.07	0.00	0.00	310	36	33	6.5	28	<2.5	-	-	-	-	-	-	-	-	-	-				
C-3	03/17/1997	38.37	18.95	19.42	0.00	0.00	54	1.1	<0.5	<0.5	0.76	<2.5	-	-	-	-	-	-	-	-	-	-				
C-3	06/11/1997	38.37	21.15	17.22	0.00	0.00	120	1.1	<0.5	<0.5	<0.5	<2.5	-	-	-	-	-	-	-	-	-	-				
C-3	09/17/1997	38.37	22.41	15.96	0.00	0.00	240	19	19	6.6	40	13	-	2.1	0.8	59	67	340	0.012	100	33					
C-3	12/11/1997	38.37	22.26	16.11	0.00	0.00	<50	1.8	<0.5	<0.5	0.5	<2.5	-	-	-	-	-	-	-	-	-	-				
C-3	03/12/1998	38.37	18.35	20.02	0.00	0.00	72	6.3	<0.5	0.64	3.1	2.6	-	2.8	2.5	165	163	260	0.14	88	32					
C-3	06/23/1998	38.37	19.04	19.33	0.00	0.00	<50	<0.5	<0.5	<0.5	<0.5	<2.5	-	-	-	-	-	-	-	-	-	-				
C-3	09/01/1998	38.37	19.97	18.40	0.00	0.00	200	6.8	0.31	0.52	2.0	<2.5	-	-	-	-	-	-	-	-	-	-				
C-3	12/30/1998	38.37	21.31	17.06	0.00	0.00	<50	<0.5	<0.5	<0.5	<0.5	<2.0	-	-	-	-	-	-	-	-	-	-				
C-3	03/31/1999	38.37	17.77	20.60	0.00	0.00	<50	<0.5	<0.5	<0.5	<0.5	12.6	-	4.1	3.3	101	89	256	<500 ¹⁴	18.4	72					
C-3	06/14/1999	38.37	18.25	20.12	0.00	0.00	<50	<0.5	<0.5	<0.5	<0.5	<2.5	-	-	-	-	-	-	-	-	-	-				
C-3	09/30/1999	38.37	21.19	17.18	0.00	0.00	79.2	3.04	0.794	<0.5	1.04	6.17	-	-	-	-	-	-	-	-	-	-				
C-3	12/22/1999	38.37	22.32	16.05	0.00	0.00	<50	1.53	1.08	<0.5	0.66	12	-	0.98	1.48	69	107	402	0.013	67.7	37.6					
C-3	03/09/2000	38.37	17.10	21.27	0.00	0.00	99	6.9	0.8	0.89	3.8	12	-	3.3	1.6	110	97	390	0.12	60	38					
C-3	06/23/2000	38.37	19.15	19.22	0.00	0.00	<50	<0.50	<0.50	<0.50	<0.50	<2.5	-	-	-	-	-	-	-	-	-	-				
C-3	09/05/2000	38.37	20.84	17.53	0.00	0.00	52 ⁴	4.3	<0.50	<0.50	0.93	29	-	3.79	2.53	202	203	430	0.011	52	40					

TABLE 1

GROUNDWATER MONITORING AND SAMPLING DATA
 CHEVRON SERVICE STATION 90076
 4265 FOOTHILL BOULEVARD
 OAKLAND, CALIFORNIA

Location	Date	TOC	DTW	GWE	LNAPL	LNAPL REMOVED	HYDROCARBONS	PRIMARY VOCS					ADDITIONAL VOCS	FIELD PARAMETERS				GENERAL CHEMISTRY				
							TPH-GRO	B	T	E	X	MTBE by SW8260	ETHANOL	Dissolved oxygen, prepurge	Dissolved oxygen, postpurge	Oxidation reduction potential, prepurge	Oxidation reduction potential, postpurge	Alkalinity, total (as CaCO3)	Ferrous iron	Nitrate (as N)	Sulfate	
	Units	ft	ft	ft-amsl	ft	gallons	µg/L	µg/L	µg/L	µg/L	µg/L	µg/L	µg/L	µg/L	µg/L	µg/L	millivolts	millivolts	µg/L	µg/L	µg/L	µg/L
C-3	12/04/2000	38.37	21.20	17.17	0.00	0.00	70 ⁴	4.0	<0.50	<0.50	0.71	25	-	-	-	-	-	-	-	-	-	-
C-3	03/08/2001	38.37	17.67	20.70	0.00	0.00	<50.0	0.873	<0.500	<0.500	<0.500	3.24	-	-	-	-	-	-	-	-	-	-
C-3	06/07/2001	38.37	18.90	19.47	0.00	0.00	140 ⁴	16	0.67	1.4	3.8	30	-	-	-	-	-	-	-	-	-	-
C-3	09/13/2001	38.37	21.01	17.36	0.00	0.00	<50	<0.50	<0.50	<0.50	<0.50	<2.5	-	-	-	-	-	-	-	-	-	-
C-3	12/13/2001	38.37	19.80	18.57	0.00	0.00	<50	1.2	<0.50	<0.50	<1.5	15	-	-	-	-	-	-	-	-	-	-
C-3	03/08/2002	38.37	17.78	20.59	0.00	0.00	82	5.4	<0.50	<0.50	<1.5	68	-	-	-	-	-	-	-	-	-	-
C-3	06/19/2002	38.37	18.40	19.97	0.00	0.00	74	2.1	<0.50	<0.50	<1.5	77	-	-	-	-	-	-	-	-	-	-
C-3	09/11/2002	38.37	20.17	18.20	0.00	0.00	110	4.7	<0.50	<0.50	<1.5	76	-	-	-	-	-	-	-	-	-	-
C-3	12/11/2002	38.37	21.75	16.62	0.00	0.00	79	1.5	<0.50	<0.50	<1.5	96	-	-	-	-	-	-	-	-	-	-
C-3	03/11/2003	38.37	19.07	19.30	0.00	0.00	<50	2.1	<0.50	<0.50	<1.5	18	-	-	-	-	-	-	-	-	-	-
C-3	06/10/2003 ⁷	38.37	19.08	19.29	0.00	0.00	86	2	<0.5	<0.5	<0.5	93	-	-	-	-	-	-	-	-	-	-
C-3	09/09/2003 ⁷	38.37	20.70	17.67	0.00	0.00	<50	2	<0.5	<0.5	<0.5	160	<50	-	-	-	-	-	-	-	-	-
C-3	12/09/2003 ⁷	38.37	21.05	17.32	0.00	0.00	<50	<0.5	<0.5	<0.5	<0.5	0.9	<50	-	-	-	-	-	-	-	-	-
C-3	03/09/2004 ⁷	38.37	16.25	22.12	0.00	0.00	<50	<0.5	<0.5	<0.5	<0.5	<0.5	<50	-	-	-	-	-	-	-	-	-
C-3	06/08/2004 ⁷	38.37	18.50	19.87	0.00	0.00	<50	<0.5	<0.5	<0.5	<0.5	<0.5	<50	-	-	-	-	-	-	-	-	-
C-3	09/08/2004 ⁷	38.37	20.01	18.36	0.00	0.00	<50	<0.5	<0.5	<0.5	<0.5	22	<50	-	-	-	-	-	-	-	-	-
C-3	12/06/2004 ⁷	38.37	19.30	19.07	0.00	0.00	<50	<0.5	<0.5	<0.5	<0.5	<0.5	<50	-	-	-	-	-	-	-	-	-
C-3	03/07/2005 ⁷	38.37	18.02	20.35	0.00	0.00	<50	<0.5	<0.5	<0.5	<0.5	<0.5	<50	-	-	-	-	-	-	-	-	-
C-3	06/06/2005 ⁷	38.37	19.08	19.29	0.00	0.00	<50	<0.5	<0.5	<0.5	<0.5	<0.5	<50	-	-	-	-	-	-	-	-	-
C-3	09/06/2005 ⁷	38.37	18.15	20.22	0.00	0.00	<50	<0.5	<0.5	<0.5	<0.5	<0.5	<50	-	-	-	-	-	-	-	-	-
C-3	12/05/2005 ⁷	38.37	17.85	20.52	0.00	0.00	<50	<0.5	<0.5	<0.5	<0.5	<0.5	<50	-	-	-	-	-	-	-	-	-
C-3	03/06/2006 ⁷	38.37	17.93	20.44	0.00	0.00	<50	<0.5	<0.5	<0.5	<0.5	<0.5	<50	-	-	-	-	-	-	-	-	-

TABLE 1

GROUNDWATER MONITORING AND SAMPLING DATA
 CHEVRON SERVICE STATION 90076
 4265 FOOTHILL BOULEVARD
 OAKLAND, CALIFORNIA

Location	Date	TOC	DTW	GWE	LNAPL	LNAPL REMOVED	HYDROCARBONS	PRIMARY VOCs					ADDITIONAL VOCs	FIELD PARAMETERS				GENERAL CHEMISTRY				
							TPH-GRO	B	T	E	X	MTBE by SW8260	ETHANOL	Dissolved oxygen, prepurge	Dissolved oxygen, postpurge	Oxidation reduction potential, prepurge	Oxidation reduction potential, postpurge	Alkalinity, total (as CaCO3)	Ferrous iron	Nitrate (as N)	Sulfate	
	Units	ft	ft	ft-amsl	ft	gallons	µg/L	µg/L	µg/L	µg/L	µg/L	µg/L	µg/L	µg/L	µg/L	µg/L	millivolts	millivolts	µg/L	µg/L	µg/L	µg/L
C-3	06/05/2006 ⁷	38.37	15.35	23.02	0.00	0.00	<50	<0.5	<0.5	<0.5	<0.5	65	<50	-	-	-	-	-	-	-	-	-
C-3	09/05/2006 ⁷	38.37	18.42	19.95	0.00	0.00	<50	<0.5	<0.5	<0.5	<0.5	<0.5	<50	-	-	-	-	-	-	-	-	-
C-3	12/04/2006 ⁷	38.37	18.29	20.08	0.00	0.00	<50	<0.5	<0.5	<0.5	<0.5	<0.5	<50	-	-	-	-	-	-	-	-	-
C-3	03/05/2007 ⁷	38.37	14.74	23.63	0.00	0.00	<50	<0.5	<0.5	<0.5	<0.5	<0.5	<50	-	-	-	-	-	-	-	-	-
C-3	06/04/2007 ⁷	38.37	15.68	22.69	0.00	0.00	<50	<0.5	<0.5	<0.5	<0.5	<0.5	<50	-	-	-	-	-	-	-	-	-
C-3	09/07/2007 ⁷	38.37	18.51	19.86	0.00	0.00	<50	<0.5	<0.5	<0.5	<0.5	<0.5	<50	-	-	-	-	-	-	-	-	-
C-3	12/06/2007 ⁷	38.37	19.41	18.96	0.00	0.00	<50	<0.5	<0.5	<0.5	<0.5	<0.5	<50	-	-	-	-	-	-	-	-	-
C-3	03/06/2008 ⁷	38.37	15.95	22.42	0.00	0.00	<50	<0.5	<0.5	<0.5	<0.5	1	<50	-	-	-	-	-	-	-	-	-
C-3	06/05/2008 ⁷	38.37	17.48	20.89	0.00	0.00	<50	<0.5	<0.5	<0.5	<0.5	0.6	<50	-	-	-	-	-	-	-	-	-
C-3	09/03/2008 ⁷	38.37	18.98	19.39	0.00	0.00	<50	<0.5	<0.5	<0.5	<0.5	<0.5	<50	-	-	-	-	-	-	-	-	-
C-3	12/03/2008 ⁷	38.37	20.18	18.19	0.00	0.00	<50	<0.5	<0.5	<0.5	<0.5	<0.5	<50	-	-	-	-	-	-	-	-	-
C-3	03/04/2009	38.37	16.52	21.85	0.00	0.00	<50	<0.5	<0.5	<0.5	<0.5	1	<50	-	-	-	-	-	-	-	-	-
C-3	06/09/2009 ⁷	38.37	17.62	26.82	0.00	0.00	140	<0.5	<0.5	<0.5	<0.5	240	<50	-	-	-	-	-	-	-	-	-
C-3	09/30/2009 ⁷	38.37	19.83	18.54	0.00	0.00	120	<0.5	<0.5	<0.5	<0.5	130	<50	-	-	-	-	-	-	-	-	-
C-3	03/22/2010 ⁷	38.37	16.84	21.53	0.00	0.00	<50	0.6 J	<0.5	<0.5	<0.5	4	<50	-	-	-	-	-	-	-	-	-
C-3	09/16/2010	38.37	19.92	18.45	0.00	0.00	80 J	<0.5	<0.5	<0.5	<0.5	390	<50	-	-	-	-	-	-	-	-	-
C-3	03/08/2011	38.37	16.10	22.27	0.00	0.00	<50	<0.5	<0.5	<0.5	<0.5	<0.5	<50	-	-	-	-	-	-	-	-	-
C-3	09/28/2011	38.37	18.76	19.61	0.00	0.00	100	0.8 J	<0.5	<0.5	0.5 J	300	<50	-	-	-	-	-	-	-	-	-
C-3	03/08/2012	38.37	19.24	19.13	0.00	0.00	<50	<0.5	<0.5	<0.5	<0.5	170	<50	-	-	-	-	-	-	-	-	-
C-3	09/20/2012	38.37	20.17	18.20	0.00	0.00	<50	<0.5	<0.5	<0.5	<0.5	<0.5	<50	-	-	-	-	-	-	-	-	-
C-3	03/20/2013	38.37	19.17	19.20	0.00	0.00	74 J	<0.5	<0.5	<0.5	<0.5	400	<50	-	-	-	-	-	-	-	-	-
C-3	09/18/2013	38.37	19.90	18.47	0.00	0.00	<50	<0.5	<0.5	<0.5	<0.5	<0.5	<50	-	-	-	-	-	-	-	-	-

TABLE 1

GROUNDWATER MONITORING AND SAMPLING DATA
 CHEVRON SERVICE STATION 90076
 4265 FOOTHILL BOULEVARD
 OAKLAND, CALIFORNIA

Location	Date	TOC	DTW	GWE	LNAPL	LNAPL REMOVED	HYDROCARBONS					PRIMARY VOCS					ADDITIONAL VOCS		FIELD PARAMETERS				GENERAL CHEMISTRY			
							TPH-GRO	B	T	E	X	MTBE by SW8260	ETHANOL	Dissolved oxygen, prepurge	Dissolved oxygen, postpurge	Oxidation reduction potential, prepurge	Oxidation reduction potential, postpurge	Alkalinity, total (as CaCO3)	Ferrous iron	Nitrate (as N)	Sulfate					
Units	ft	ft	ft-amsl	ft	gallons	µg/L	µg/L	µg/L	µg/L	µg/L	µg/L	µg/L	µg/L	µg/L	µg/L	µg/L	millivolts	millivolts	µg/L	µg/L	µg/L	µg/L				
C-4	01/12/1989	33.45	29.49	3.96	0.00	0.00	-	-	-	-	-	-	-	-	-	-	-	-	-	-	-	-	-			
C-4	04/12/1989	33.45	27.44	6.01	0.00	0.00	-	-	-	-	-	-	-	-	-	-	-	-	-	-	-	-	-			
C-4	04/28/1989	33.45	29.49	3.96	0.00	0.00	20,000	6,300	550	230	1,500	-	-	-	-	-	-	-	-	-	-	-	-			
C-4	08/08/1989	33.45	29.55	3.90	0.00	0.00	8,000	7,500	340	88	1,000	-	-	-	-	-	-	-	-	-	-	-	-			
C-4	12/21/1989	33.45	30.02	3.43	0.00	0.00	-	-	-	-	-	-	-	-	-	-	-	-	-	-	-	-	-			
C-4	08/27/1990	33.48	29.02	4.46	0.00	0.00	26,000	10,000	280	410	1,400	-	-	-	-	-	-	-	-	-	-	-	-			
C-4	11/04/1990	33.48	29.81	3.67	0.00	0.00	-	-	-	-	-	-	-	-	-	-	-	-	-	-	-	-	-			
C-4	06/18/1991	33.48	27.45	6.03	0.00	0.00	34,000	14,000	410	450	1,300	-	-	-	-	-	-	-	-	-	-	-	-			
C-4	09/19/1991	33.48	28.65	4.83	0.00	0.00	16,000	7,400	90	110	460	-	-	-	-	-	-	-	-	-	-	-	-			
C-4	12/20/1991	33.48	28.84	4.64	0.00	0.00	24,000	12,000	120	260	740	-	-	-	-	-	-	-	-	-	-	-	-			
C-4	03/18/1992	33.48	24.43	11.05	0.00	0.00	48,000	6,000	1,300	1,300	2,400	-	-	-	-	-	-	-	-	-	-	-	-			
C-4	07/14/1992	33.48	26.89	6.59	0.00	0.00	40,000	14,000	920	550	2,400	-	-	-	-	-	-	-	-	-	-	-	-			
C-4	10/08/1992	33.48	27.79	5.69	0.00	0.00	29,000	13,000	190	110	1,400	-	-	-	-	-	-	-	-	-	-	-	-			
C-4	01/08/1993	33.48	23.50	9.98	0.00	0.00	25,000	7,000	630	860	1,800	-	-	-	-	-	-	-	-	-	-	-	-			
C-4	04/14/1993	33.48	21.13	12.35	0.00	0.00	27,000	6,300	1,000	900	1,400	-	-	-	-	-	-	-	-	-	-	-	-			
C-4	07/16/1993	33.48	23.96	9.52	0.00	0.00	28,000	7,800	1,100	830	2,100	-	-	-	-	-	-	-	-	-	-	-	-			
C-4	09/21/1993	36.49	25.51	10.98	0.00	0.00	30,000	9,600	130	390	1,300	-	-	-	-	-	-	-	-	-	-	-	-			
C-4	01/28/1994	36.49	23.31	13.18	0.00	0.00	18,000	7,800	440	260	1,200	-	-	-	-	-	-	-	-	-	-	-	-			
C-4	03/17/1994	36.49	21.35	15.14	0.00	0.00	32,000	7,800	820	820	1,800	-	-	-	-	-	-	-	-	-	-	-	-			
C-4	06/16/1994	36.49	22.50	13.99	0.00	0.00	25,000	7,600	710	600	1,800	-	-	-	-	-	-	-	-	-	-	-	-			
C-4	09/22/1994	36.49	23.93	12.56	0.00	0.00	25,000	7,800	140	600	1,100	-	-	-	-	-	-	-	-	-	-	-	-			

TABLE 1

GROUNDWATER MONITORING AND SAMPLING DATA
 CHEVRON SERVICE STATION 90076
 4265 FOOTHILL BOULEVARD
 OAKLAND, CALIFORNIA

Location	Date	TOC	DTW	GWE	LNAPL	LNAPL REMOVED	HYDROCARBONS	PRIMARY VOCs					ADDITIONAL VOCs	FIELD PARAMETERS				GENERAL CHEMISTRY				
							TPH-GRO	B	T	E	X	MTBE by SW8260	ETHANOL	Dissolved oxygen, prepurge	Dissolved oxygen, postpurge	Oxidation reduction potential, prepurge	Oxidation reduction potential, postpurge	Alkalinity, total (as CaCO3)	Ferrous iron	Nitrate (as N)	Sulfate	
Units	ft	ft	ft-amsl	ft	gallons	µg/L	µg/L	µg/L	µg/L	µg/L	µg/L	µg/L	µg/L	µg/L	µg/L	µg/L	millivolts	millivolts	µg/L	µg/L	µg/L	µg/L
C-4	12/15/1994	36.49	19.02	17.47	0.00	0.00	38,000	7,600	460	1,200	2,000	-	-	-	-	-	-	-	-	-	-	-
C-4	03/30/1995	36.49	14.86	21.63	0.00	0.00	41,000	8,700	1,600	1,800	3,000	-	-	-	-	-	-	-	-	-	-	-
C-4	06/20/1995	36.49	16.90	19.59	0.00	0.00	29,000	6,000	890	960	1,800	-	-	-	-	-	-	-	-	-	-	-
C-4	09/20/1995	36.49	16.20	20.29	0.00	0.00	12,000	6,900	510	290	1,300	-	-	-	-	-	-	-	-	-	-	-
C-4	12/06/1995	36.49	23.12	13.37	0.00	0.00	13,000	3,900	42	30	250	<250	-	-	-	-	-	-	-	-	-	-
C-4	03/21/1996	36.49	14.10	22.39	0.00	0.00	39,000	4,800	640	1,000	1,800	<1,000	-	-	-	-	-	-	-	-	-	-
C-4	06/21/1996	36.49	16.95	19.54	0.00	0.00	26,000	4,400	640	960	1,800	2,000	-	-	-	-	-	-	-	-	-	-
C-4	09/06/1996	36.49	20.13	16.36	0.00	0.00	23,000	500	200	230	1,000	3,100	-	-	-	-	-	-	-	-	-	-
C-4	12/19/1996	36.49	16.92	19.57	0.00	0.00	23,000	4,900	320	1,100	2,000	<250	-	-	-	-	-	-	-	-	-	-
C-4	03/17/1997	36.49	17.40	19.09	0.00	0.00	30,000	5,800	700	1,400	2,200	1,700	-	-	-	-	-	-	-	-	-	-
C-4	06/11/1997	36.49	18.34	18.15	0.00	0.00	29,000	4,400	520	790	1,800	2,000	-	-	-	-	-	-	-	-	-	-
C-4	09/17/1997	36.49	21.46	15.03	0.00	0.00	17,000	4,300	140	940	1,100	4,600	-	0.6	0.2	102	107	540	5.9	<1.0	<1.0	
C-4	12/11/1997	36.49	16.65	19.84	0.00	0.00	12,000	2,500	130	300	1,000	1,400	-	-	-	-	-	-	-	-	-	-
C-4	03/12/1998	36.49	16.59	19.90	0.00	0.00	46,000	11,000	1,500	2,300	5,000	3,400	-	1.5	2.6	173	175	550	1.3	<1.0	2.7	
C-4	06/23/1998 ³	36.49	17.02	19.47	0.00	0.00	27,000	1,600	160	180	690	100	-	-	-	-	-	-	-	-	-	-
C-4	09/01/1998	36.49	21.45	15.04	0.00	0.00	520	14	2.3	<0.5	4.8	61	-	-	-	-	-	-	-	-	-	-
C-4	12/30/1998	36.49	21.42	15.07	0.00	0.00	122	14.1	1.86	<1.0	3.61	349	-	-	-	-	-	-	-	-	-	-
C-4	03/31/1999	36.49	15.20	21.29	0.00	0.00	20,300	4,450	443	1,000	2,130	1,320	-	1.8	2.2	170	176	492	1,560 ¹⁴	0.191	<1.0	
C-4	06/14/1999 ¹	36.49	21.80	14.69	0.00	0.00	1,820	183	7.14	36.7	56.5	280 ² /291	-	-	-	-	-	-	-	-	-	-
C-4	09/30/1999	36.49	19.81	16.68	0.00	0.00	1,030	11.6	2.14	29.2	68.7	91.5	-	-	-	-	-	-	-	-	-	-
C-4	12/22/1999	36.49	20.27	16.22	0.00	0.00	217	4.45	0.765	2.82	8.21	70.2	-	6.8	5.68	-25	14	739	0.87	1.85	39.6	
C-4	03/09/2000	36.49	13.36	23.13	0.00	0.00	8,300	2,600	270	510	1,400	650	-	1.1	1.9	-13	-39	530	<0.01	<0.1	4.5	

TABLE 1

GROUNDWATER MONITORING AND SAMPLING DATA
 CHEVRON SERVICE STATION 90076
 4265 FOOTHILL BOULEVARD
 OAKLAND, CALIFORNIA

Location	Date	TOC	DTW	GWE	LNAPL	LNAPL REMOVED	HYDROCARBONS	PRIMARY VOCs					ADDITIONAL VOCs	FIELD PARAMETERS				GENERAL CHEMISTRY				
							TPH-GRO	B	T	E	X	MTBE by SW8260	ETHANOL	Dissolved oxygen, prepurge	Dissolved oxygen, postpurge	Oxidation reduction potential, prepurge	Oxidation reduction potential, postpurge	Alkalinity, total (as CaCO3)	Ferrous iron	Nitrate (as N)	Sulfate	
	Units	ft	ft	ft-amsl	ft	gallons	µg/L	µg/L	µg/L	µg/L	µg/L	µg/L	µg/L	µg/L	µg/L	µg/L	millivolts	millivolts	µg/L	µg/L	µg/L	µg/L
C-4	06/23/2000 ³	36.49	19.40	17.09	0.00	0.00	55 ⁴	1.2	<0.50	<0.50	<0.50	250	-	-	-	-	-	-	-	-	-	-
C-4	09/05/2000 ³	36.49	21.43	15.06	0.00	0.00	110 ⁴	5.4	<0.50	<0.50	1.1	52	-	2.22	2.02	105	138	530	<0.010	<1.0	29	
C-4	12/04/2000	36.49	21.78	14.71	0.00	0.00	<50	<0.50	0.56	<0.50	1.1	22	-	-	-	-	-	-	-	-	-	-
C-4	03/08/2001 ³	36.49	16.62	19.87	0.00	0.00	9,080	2,260	229	395	1,060	718	-	-	-	-	-	-	-	-	-	-
C-4	06/07/2001 ³	36.49	19.60	16.89	0.00	0.00	800 ⁴	75	4.3	22	33	340	-	-	-	-	-	-	-	-	-	-
C-4	09/13/2001 ³	36.49	21.71	14.78	0.00	0.00	<50	0.68	<0.50	<0.50	<0.50	18	-	-	-	-	-	-	-	-	-	-
C-4	12/13/2001 ³	36.49	17.95	18.54	0.00	0.00	5,800	1,400	43	21	470	540	-	-	-	-	-	-	-	-	-	-
C-4	03/08/2002 ³	36.49	16.78	19.71	0.00	0.00	7,000	1,300	67	280	390	610	-	-	-	-	-	-	-	-	-	-
C-4	06/19/2002 ³	36.49	18.80	17.69	0.00	0.00	3,100	130	6.5	29	55	250	-	-	-	-	-	-	-	-	-	-
C-4	09/11/2002 ³	36.49	20.30	16.19	0.00	0.00	820	6.2	1.0	2.2	2.5	26	-	-	-	-	-	-	-	-	-	-
C-4	12/11/2002 ³	36.49	21.97	14.52	0.00	0.00	<50	0.74	<0.50	<0.50	<1.5	9.3	-	-	-	-	-	-	-	-	-	-
C-4	03/11/2003 ³	36.49	18.39	18.10	0.00	0.00	5,500	490	12	100	210	330	-	-	-	-	-	-	-	-	-	-
C-4	06/10/2003 ^{3,7}	36.49	18.75	17.74	0.00	0.00	3,300	370	15	120	200	200	-	-	-	-	-	-	-	-	-	-
C-4	09/09/2003 ^{3,7}	36.49	20.79	15.70	0.00	0.00	690	8	0.8	5	5	30	<50	-	-	-	-	-	-	-	-	-
C-4	12/09/2003 ^{7,9}	36.49	20.30	16.19	0.00	0.00	<50	<0.5	<0.5	<0.5	<0.5	57	<50	-	-	-	-	-	-	-	-	-
C-4	03/09/2004 ⁷	36.49	13.46	23.03	0.00	0.00	15,000	1,600	73	520	460	230	<250	-	-	-	-	-	-	-	-	-
C-4	06/08/2004 ⁷	36.49	17.02	19.47	0.00	0.00	550	120	2	0.7	5	93	<50	-	-	-	-	-	-	-	-	-
C-4	09/08/2004 ⁷	36.49	17.58	18.91	0.00	0.00	<50	<0.5	<0.5	<0.5	<0.5	37	<50	-	-	-	-	-	-	-	-	-
C-4	12/06/2004 ⁷	36.49	16.78	19.71	0.00	0.00	7,000	1,600	39	230	260	180	<50	-	-	-	-	-	-	-	-	-
C-4	03/07/2005 ⁷	36.49	12.16	24.33	0.00	0.00	9,500	2,100	67	330	160	170	<250	-	-	-	-	-	-	-	-	-
C-4	06/06/2005 ⁷	36.49	13.63	22.86	0.00	0.00	7,700	2,000	39	280	130	130	<250	-	-	-	-	-	-	-	-	-
C-4	09/06/2005 ⁷	36.49	15.70	20.79	0.00	0.00	3,600	830	10	79	21	110	<50	-	-	-	-	-	-	-	-	-

TABLE 1

GROUNDWATER MONITORING AND SAMPLING DATA
 CHEVRON SERVICE STATION 90076
 4265 FOOTHILL BOULEVARD
 OAKLAND, CALIFORNIA

Location	Date	TOC	DTW	GWE	LNAPL	LNAPL REMOVED	HYDROCARBONS					PRIMARY VOCs					ADDITIONAL VOCs	FIELD PARAMETERS				GENERAL CHEMISTRY			
							TPH-GRO	B	T	E	X	MTBE by SW8260	ETHANOL	Dissolved oxygen, prepurge	Dissolved oxygen, postpurge	Oxidation reduction potential, prepurge	Oxidation reduction potential, postpurge	Alkalinity, total (as CaCO3)	Ferrous iron	Nitrate (as N)	Sulfate				
Units	ft	ft	ft-amsl	ft	gallons	µg/L	µg/L	µg/L	µg/L	µg/L	µg/L	µg/L	µg/L	µg/L	µg/L	µg/L	µg/L	millivolts	millivolts	µg/L	µg/L	µg/L	µg/L		
C-4	12/05/2005 ⁷	36.49	16.45	20.04	0.00	0.00	4,400	1,000	11	80	23	120	<250	-	-	-	-	-	-	-	-	-	-		
C-4	03/06/2006 ⁷	36.49	12.95	23.54	0.00	0.00	10,000	2,400	92	240	170	130	<500	-	-	-	-	-	-	-	-	-	-		
C-4	06/05/2006 ⁷	36.49	11.02	25.47	0.00	0.00	16,000	3,300	160	350	370	150	<500	-	-	-	-	-	-	-	-	-	-		
C-4	09/05/2006 ⁷	36.49	12.60	23.89	0.00	0.00	9,600	1,400	29	200	78	81	<100	-	-	-	-	-	-	-	-	-	-		
C-4	12/04/2006 ⁷	36.49	13.20	23.29	0.00	0.00	13,000	1,800	40	150	99	100	<250	-	-	-	-	-	-	-	-	-	-		
C-4	03/05/2007 ⁷	36.49	10.65	25.84	0.00	0.00	11,000	2,800	58	230	270	100	<500	-	-	-	-	-	-	-	-	-	-		
C-4	06/04/2007 ⁷	36.49	11.54	24.95	0.00	0.00	13,000	3,500	87	300	230	94	<250	-	-	-	-	-	-	-	-	-	-		
C-4	09/07/2007 ⁷	36.49	12.50	23.99	0.00	0.00	5,100	1,000	24	70	43	39	<130	-	-	-	-	-	-	-	-	-	-		
C-4	12/06/2007 ⁷	36.49	12.42	24.07	0.00	0.00	9,900	2,000	65	210	210	74	<130	-	-	-	-	-	-	-	-	-	-		
C-4	03/06/2008 ⁷	36.49	10.14	26.35	0.00	0.00	17,000	3,500	210	510	510	77	<250	-	-	-	-	-	-	-	-	-	-		
C-4	06/05/2008 ⁷	36.49	11.58	24.91	0.00	0.00	12,000	3,500	120	300	240	76	<250	-	-	-	-	-	-	-	-	-	-		
C-4	09/03/2008 ⁷	36.49	12.47	24.02	0.00	0.00	13,000	3,400	72	210	130	73	<250	-	-	-	-	-	-	-	-	-	-		
C-4	12/03/2008 ⁷	36.49	14.08	22.41	0.00	0.00	12,000	2,600	55	200	160	60	<250	-	-	-	-	-	-	-	-	-	-		
C-4	03/04/2009	36.49	12.48	24.01	0.00	0.00	14,000	2,500	78	350	340	58	<250	-	-	-	-	-	-	-	-	-	-		
C-4	06/09/2009 ⁷	36.49	11.55	24.94	0.00	0.00	13,000	2,500	69	260	140	55	<100	-	-	-	-	-	-	-	-	-	-		
C-4	09/30/2009 ⁷	36.49	12.25	24.24	0.00	0.00	10,000	1,900	40	140	87	44	<100	-	-	-	-	-	-	-	-	-	-		
C-4	03/22/2010 ⁷	36.49	10.37	26.12	0.00	0.00	13,000	2,500	74	260	260	46	<50	-	-	-	-	-	-	-	-	-	-		
C-4	09/16/2010	36.49	11.75	24.74	0.00	0.00	9,700	1,300	33	160	120	27	<100	-	-	-	-	-	-	-	-	-	-		
C-4	03/08/2011	36.49	9.90	26.59	0.00	0.00	9,200	1,900	42	190	130	24	<250	-	-	-	-	-	-	-	-	-	-		
C-4	09/28/2011	36.49	10.83	25.66	0.00	0.00	8,200	1,300	24	94	65	25	<250	-	-	-	-	-	-	-	-	-	-		
C-4	03/08/2012	36.49	13.74	22.75	0.00	0.00	8,800	1,600	36	130	90	21	<500	-	-	-	-	-	-	-	-	-	-		
C-4	09/20/2012	36.49	12.10	24.39	0.00	0.00	10,000	1,300	34	150	95	17	<500	-	-	-	-	-	-	-	-	-	-		

TABLE 1

GROUNDWATER MONITORING AND SAMPLING DATA
 CHEVRON SERVICE STATION 90076
 4265 FOOTHILL BOULEVARD
 OAKLAND, CALIFORNIA

Location	Date	TOC	DTW	GWE	LNAPL	LNAPL REMOVED	HYDROCARBONS	PRIMARY VOCs					ADDITIONAL VOCs	FIELD PARAMETERS				GENERAL CHEMISTRY				
							TPH-GRO	B	T	E	X	MTBE by SW8260	ETHANOL	Dissolved oxygen, prepurge	Dissolved oxygen, postpurge	Oxidation reduction potential, prepurge	Oxidation reduction potential, postpurge	Alkalinity, total (as CaCO3)	Ferrous iron	Nitrate (as N)	Sulfate	
	Units	ft	ft	ft-amsl	ft	gallons	µg/L	µg/L	µg/L	µg/L	µg/L	µg/L	µg/L	µg/L	µg/L	µg/L	millivolts	millivolts	µg/L	µg/L	µg/L	µg/L
C-4	03/20/2013	36.49	8.97	27.52	0.00	0.00	6,300	1,300	33	110	60	20	<100	-	-	-	-	-	-	-	-	-
C-4	09/18/2013	36.49	9.73	26.76	0.00	0.00	6,900	740	15	65	57	5	<50	-	-	-	-	-	-	-	-	-
C-5	08/27/1990	35.50	29.83	5.67	0.00	0.00	<50	<0.3	<0.3	<0.3	<0.6	-	-	-	-	-	-	-	-	-	-	-
C-5	11/14/1990	35.50	30.56	4.94	0.00	0.00	-	-	-	-	-	-	-	-	-	-	-	-	-	-	-	-
C-5	06/18/1991	35.50	28.52	6.98	0.00	0.00	<50	<0.5	<0.5	<0.5	-	-	-	-	-	-	-	-	-	-	-	-
C-5	09/19/1991	35.50	29.51	5.99	0.00	0.00	<50	<0.5	<0.5	<0.5	<0.5	-	-	-	-	-	-	-	-	-	-	-
C-5	12/20/1991	35.50	29.96	5.54	0.00	0.00	<50	<0.5	<0.5	<0.5	<0.5	-	-	-	-	-	-	-	-	-	-	-
C-5	03/18/1992	35.50	25.92	9.58	0.00	0.00	<50	<0.5	<0.5	<0.5	<0.5	-	-	-	-	-	-	-	-	-	-	-
C-5	07/14/1992	35.50	28.00	7.50	0.00	0.00	<50	<0.5	<0.5	<0.5	<0.5	-	-	-	-	-	-	-	-	-	-	-
C-5	10/08/1992	35.50	28.65	6.85	0.00	0.00	<50	<0.5	<0.5	<0.5	<0.5	-	-	-	-	-	-	-	-	-	-	-
C-5	01/08/1993	35.50	26.02	9.48	0.00	0.00	<50	<0.5	<0.5	<0.5	<0.5	-	-	-	-	-	-	-	-	-	-	-
C-5	04/14/1993	35.50	24.04	11.46	0.00	0.00	<50	<0.5	<0.5	<0.5	<0.5	-	-	-	-	-	-	-	-	-	-	-
C-5	07/16/1993	35.50	25.21	10.29	0.00	0.00	<50	<0.5	<0.5	<0.5	<0.5	-	-	-	-	-	-	-	-	-	-	-
C-5	09/21/1993	38.50	26.36	12.14	0.00	0.00	60	10	8.1	1.9	9.4	-	-	-	-	-	-	-	-	-	-	-
C-5	01/28/1994	38.50	25.90	12.60	0.00	0.00	<50	<0.5	<0.5	<0.5	<0.5	-	-	-	-	-	-	-	-	-	-	-
C-5	03/17/1994	38.50	24.50	14.00	0.00	0.00	<50	<0.5	<0.5	<0.5	<0.5	-	-	-	-	-	-	-	-	-	-	-
C-5	06/16/1994	38.50	24.40	14.10	0.00	0.00	<50	<0.5	<0.5	<0.5	<0.5	-	-	-	-	-	-	-	-	-	-	-
C-5	09/22/1994	38.50	25.16	13.34	0.00	0.00	<50	<0.5	<0.5	<0.5	<0.5	-	-	-	-	-	-	-	-	-	-	-
C-5	12/15/1994	38.50	22.89	15.61	0.00	0.00	<50	<0.5	<0.5	<0.5	<0.5	-	-	-	-	-	-	-	-	-	-	-
C-5	03/30/1995	38.50	18.54	19.96	0.00	0.00	<50	<0.5	<0.5	<0.5	<0.5	-	-	-	-	-	-	-	-	-	-	-
C-5	06/20/1995	38.50	20.13	18.37	0.00	0.00	<50	<0.5	<0.5	<0.5	<0.5	-	-	-	-	-	-	-	-	-	-	-

TABLE 1

GROUNDWATER MONITORING AND SAMPLING DATA
 CHEVRON SERVICE STATION 90076
 4265 FOOTHILL BOULEVARD
 OAKLAND, CALIFORNIA

Location	Date	TOC	DTW	GWE	LNAPL	LNAPL REMOVED	HYDROCARBONS					PRIMARY VOCS					ADDITIONAL VOCS		FIELD PARAMETERS				GENERAL CHEMISTRY			
							TPH-GRO	B	T	E	X	MTBE by SW8260	ETHANOL	Dissolved oxygen, prepurge	Dissolved oxygen, postpurge	Oxidation reduction potential, prepurge	Oxidation reduction potential, postpurge	Alkalinity, total (as CaCO3)	Ferrous iron	Nitrate (as N)	Sulfate					
Units	ft	ft	ft-amsl	ft	gallons	µg/L	µg/L	µg/L	µg/L	µg/L	µg/L	µg/L	µg/L	µg/L	µg/L	µg/L	millivolts	millivolts	µg/L	µg/L	µg/L	µg/L				
C-5	09/20/1995	38.50	24.34	14.16	0.00	0.00	<50	<0.5	<0.5	<0.5	<0.5	-	-	-	-	-	-	-	-	-	-	-				
C-5	12/06/1995	38.50	24.10	14.40	0.00	0.00	<50	<0.5	<0.5	<0.5	<0.5	<2.5	-	-	-	-	-	-	-	-	-	-				
C-5	03/21/1996	38.50	18.40	20.10	0.00	0.00	<50	<0.5	<0.5	<0.5	<0.5	<2.5	-	-	-	-	-	-	-	-	-	-				
C-5	06/06/1996	38.50	21.90	16.60	0.00	0.00	<50	<0.5	<0.5	<0.5	<0.5	<2.5	-	-	-	-	-	-	-	-	-	-				
C-5	06/21/1996	38.50	20.27	18.23	0.00	0.00	<50	<0.5	<0.5	<0.5	<0.5	8.7	-	-	-	-	-	-	-	-	-	-				
C-5	12/19/1996	38.50	21.15	17.35	0.00	0.00	<50	<0.5	<0.5	<0.5	<0.5	<2.5	-	-	-	-	-	-	-	-	-	-				
C-5	03/17/1997	38.50	19.84	18.66	0.00	0.00	<50	<0.5	<0.5	<0.5	<0.5	<2.5	-	-	-	-	-	-	-	-	-	-				
C-5	06/11/1997	38.50	21.60	16.90	0.00	0.00	<50	<0.5	<0.5	<0.5	<0.5	<2.5	-	-	-	-	-	-	-	-	-	-				
C-5	09/17/1997 ¹²	38.50	27.83	10.67	0.00	0.00	-	-	-	-	-	-	-	-	-	-	-	-	-	-	-	-				
C-5	12/11/1997	38.50	21.00	17.50	0.00	0.00	-	-	-	-	-	-	-	-	-	-	-	-	-	-	-	-				
C-5	03/12/1998	38.50	16.42	22.08	0.00	0.00	<50	<0.5	<0.5	<0.5	<0.5	<2.5	-	1.7	1.9	70	169	210	0.074	69	74					
C-5	06/23/1998	38.50	16.98	21.52	0.00	0.00	-	-	-	-	-	-	-	-	-	-	-	-	-	-	-	-				
C-5	09/01/1998	38.50	20.42	18.08	0.00	0.00	-	-	-	-	-	-	-	-	-	-	-	-	-	-	-	-				
C-5	12/30/1998	38.50	20.79	17.71	0.00	0.00	-	-	-	-	-	-	-	-	-	-	-	-	-	-	-	-				
C-5	03/31/1999	38.50	17.05	21.45	0.00	0.00	<50	<0.5	<0.5	<0.5	<0.5	15	-	12.8	6.7	92	97	254	<500 ¹⁴	16.7	69.7					
C-5	06/14/1999	38.50	17.48	21.02	0.00	0.00	-	-	-	-	-	-	-	-	-	-	-	-	-	-	-	-				
C-5	09/30/1999	38.50	18.73	19.77	0.00	0.00	-	-	-	-	-	-	-	-	-	-	-	-	-	-	-	-				
C-5	12/22/1999	38.50	22.18	16.32	0.00	0.00	-	-	-	-	-	-	-	-	-	-	-	-	-	-	-	-				
C-5	03/09/2000	38.50	16.98	21.52	0.00	0.00	<50	<0.5	<0.5	<0.5	0.87	3.5	-	2.8	3.6	120	118	230	0.39	60	74					
C-5	06/23/2000 ¹²	38.50	19.65	18.85	0.00	0.00	-	-	-	-	-	-	-	-	-	-	-	-	-	-	-	-				
C-5	09/05/2000	38.50	20.47	18.03	0.00	0.00	-	-	-	-	-	-	-	-	-	-	-	-	-	-	-	-				
C-5	12/04/2000	38.50	21.46	17.04	0.00	0.00	-	-	-	-	-	-	-	-	-	-	-	-	-	-	-	-				

TABLE 1

GROUNDWATER MONITORING AND SAMPLING DATA
 CHEVRON SERVICE STATION 90076
 4265 FOOTHILL BOULEVARD
 OAKLAND, CALIFORNIA

Location	Date	TOC	DTW	GWE	LNAPL	LNAPL REMOVED	HYDROCARBONS					PRIMARY VOCS					ADDITIONAL VOCS	FIELD PARAMETERS				GENERAL CHEMISTRY			
							TPH-GRO	B	T	E	X	MTBE by SW8260	ETHANOL	Dissolved oxygen, prepurge	Dissolved oxygen, postpurge	Oxidation reduction potential, prepurge	Oxidation reduction potential, postpurge	Alkalinity, total (as CaCO3)	Ferrous iron	Nitrate (as N)	Sulfate				
Units		ft	ft	ft-amsl	ft	gallons	µg/L	µg/L	µg/L	µg/L	µg/L	µg/L	µg/L	µg/L	µg/L	µg/L	µg/L	millivolts	millivolts	µg/L	µg/L	µg/L	µg/L		
C-5	03/08/2001	38.50	17.53	20.97	0.00	0.00	<50.0	<0.500	<0.500	<0.500	<0.500	5.15	-	-	-	-	-	-	-	-	-	-	-		
C-5	06/07/2001 ¹²	38.50	19.50	19.00	0.00	0.00	-	-	-	-	-	-	-	-	-	-	-	-	-	-	-	-	-		
C-5	09/13/2001 ¹²	38.50	21.43	17.07	0.00	0.00	-	-	-	-	-	-	-	-	-	-	-	-	-	-	-	-	-		
C-5	12/13/2001 ¹²	38.50	19.84	18.66	0.00	0.00	-	-	-	-	-	-	-	-	-	-	-	-	-	-	-	-	-		
C-5	03/08/2002	38.50	18.18	20.32	0.00	0.00	<50	<0.50	<0.50	<0.50	<1.5	3.5	-	-	-	-	-	-	-	-	-	-	-		
C-5	06/19/2002 ¹²	38.50	18.88	19.62	0.00	0.00	-	-	-	-	-	-	-	-	-	-	-	-	-	-	-	-	-		
C-5	09/11/2002 ¹²	38.50	20.56	17.94	0.00	0.00	-	-	-	-	-	-	-	-	-	-	-	-	-	-	-	-	-		
C-5	12/11/2002 ¹²	38.50	21.82	16.68	0.00	0.00	-	-	-	-	-	-	-	-	-	-	-	-	-	-	-	-	-		
C-5	03/11/2003	38.50	18.96	19.54	0.00	0.00	<50	<0.50	<0.50	<0.50	<1.5	3.2	-	-	-	-	-	-	-	-	-	-	-		
C-5	06/10/2003 ¹²	38.50	18.87	19.63	0.00	0.00	-	-	-	-	-	-	-	-	-	-	-	-	-	-	-	-	-		
C-5	09/09/2003 ¹²	38.50	20.68	17.82	0.00	0.00	-	-	-	-	-	-	-	-	-	-	-	-	-	-	-	-	-		
C-5	12/09/2003 ¹²	38.50	20.25	18.25	0.00	0.00	-	-	-	-	-	-	-	-	-	-	-	-	-	-	-	-	-		
C-5	03/09/2004 ⁷	38.50	16.68	21.82	0.00	0.00	<50	<0.5	<0.5	<0.5	<0.5	1	<50	-	-	-	-	-	-	-	-	-	-		
C-5	06/08/2004 ¹²	38.50	19.34	19.16	0.00	0.00	-	-	-	-	-	-	-	-	-	-	-	-	-	-	-	-	-		
C-5	09/08/2004 ¹²	38.50	20.10	18.40	0.00	0.00	-	-	-	-	-	-	-	-	-	-	-	-	-	-	-	-	-		
C-5	12/06/2004 ¹²	38.50	19.75	18.75	0.00	0.00	-	-	-	-	-	-	-	-	-	-	-	-	-	-	-	-	-		
C-5	03/07/2005 ⁷	38.50	18.15	20.35	0.00	0.00	<50	<0.5	<0.5	<0.5	<0.5	<0.5	<50	-	-	-	-	-	-	-	-	-	-		
C-5	06/06/2005 ¹²	38.50	19.36	19.14	0.00	0.00	-	-	-	-	-	-	-	-	-	-	-	-	-	-	-	-	-		
C-5	09/06/2005 ¹²	38.50	18.26	20.24	0.00	0.00	-	-	-	-	-	-	-	-	-	-	-	-	-	-	-	-	-		
C-5	12/05/2005 ¹²	38.50	17.91	20.59	0.00	0.00	-	-	-	-	-	-	-	-	-	-	-	-	-	-	-	-	-		
C-5	03/06/2006 ⁷	38.50	18.20	20.30	0.00	0.00	<50	<0.5	<0.5	<0.5	<0.5	<0.5	<50	-	-	-	-	-	-	-	-	-	-		
C-5	06/05/2006 ¹²	38.50	15.87	22.63	0.00	0.00	-	-	-	-	-	-	-	-	-	-	-	-	-	-	-	-	-		

TABLE 1

GROUNDWATER MONITORING AND SAMPLING DATA
 CHEVRON SERVICE STATION 90076
 4265 FOOTHILL BOULEVARD
 OAKLAND, CALIFORNIA

Location	Date	TOC	DTW	GWE	LNAPL	LNAPL REMOVED	HYDROCARBONS					PRIMARY VOCS					ADDITIONAL VOCS		FIELD PARAMETERS				GENERAL CHEMISTRY			
							TPH-GRO	B	T	E	X	MTBE by SW8260	ETHANOL	Dissolved oxygen, prepurge	Dissolved oxygen, postpurge	Oxidation reduction potential, prepurge	Oxidation reduction potential, postpurge	Alkalinity, total (as CaCO3)	Ferrous iron	Nitrate (as N)	Sulfate					
Units	ft	ft	ft-amsl	ft	gallons	µg/L	µg/L	µg/L	µg/L	µg/L	µg/L	µg/L	µg/L	µg/L	µg/L	µg/L	millivolts	millivolts	µg/L	µg/L	µg/L	µg/L				
C-5	09/05/2006 ¹²	38.50	18.78	19.72	0.00	0.00	-	-	-	-	-	-	-	-	-	-	-	-	-	-	-	-	-			
C-5	12/04/2006 ¹²	38.50	18.71	19.79	0.00	0.00	-	-	-	-	-	-	-	-	-	-	-	-	-	-	-	-	-			
C-5	03/05/2007 ⁷	38.50	16.27	22.23	0.00	0.00	<50	<0.5	<0.5	<0.5	<0.5	1	<50	-	-	-	-	-	-	-	-	-	-			
C-5	06/04/2007 ¹²	38.50	16.27	22.23	0.00	0.00	-	-	-	-	-	-	-	-	-	-	-	-	-	-	-	-	-			
C-5	09/07/2007 ¹²	38.50	18.91	19.59	0.00	0.00	-	-	-	-	-	-	-	-	-	-	-	-	-	-	-	-	-			
C-5	12/06/2007 ¹²	38.50	19.35	19.15	0.00	0.00	-	-	-	-	-	-	-	-	-	-	-	-	-	-	-	-	-			
C-5	03/06/2008 ⁷	38.50	15.84	22.66	0.00	0.00	<50	<0.5	<0.5	<0.5	<0.5	0.7	<50	-	-	-	-	-	-	-	-	-	-			
C-5	06/05/2008 ¹²	38.50	17.41	21.09	0.00	0.00	-	-	-	-	-	-	-	-	-	-	-	-	-	-	-	-	-			
C-5	09/03/2008 ¹²	38.50	19.31	19.19	0.00	0.00	-	-	-	-	-	-	-	-	-	-	-	-	-	-	-	-	-			
C-5	12/03/2008 ¹²	38.50	20.41	18.09	0.00	0.00	-	-	-	-	-	-	-	-	-	-	-	-	-	-	-	-	-			
C-5	03/04/2009	38.50	16.41	22.09	0.00	0.00	<50	<0.5	<0.5	<0.5	<0.5	2	<50	-	-	-	-	-	-	-	-	-	-			
C-5	06/09/2009 ⁷	38.50	18.33	12.17	0.00	0.00	-	-	-	-	-	-	-	-	-	-	-	-	-	-	-	-	-			
C-5	09/30/2009 ⁷	38.50	19.95	18.55	0.00	0.00	-	-	-	-	-	-	-	-	-	-	-	-	-	-	-	-	-			
C-5	03/22/2010 ⁷	38.50	16.34	22.16	0.00	0.00	<50	1	<0.5	<0.5	<0.5	3	<50	-	-	-	-	-	-	-	-	-	-			
C-5	09/16/2010 ¹²	38.50	19.20	19.30	0.00	0.00	-	-	-	-	-	-	-	-	-	-	-	-	-	-	-	-	-			
C-5	03/08/2011 ¹²	38.50	16.80	21.70	0.00	0.00	110	3	<0.5	2	2	3	<50	-	-	-	-	-	-	-	-	-	-			
C-5	09/28/2011 ¹²	38.50	9.41	29.09	0.00	0.00	-	-	-	-	-	-	-	-	-	-	-	-	-	-	-	-	-			
C-5	03/08/2012 ¹²	38.50	20.00	18.50	0.00	0.00	96J	10	0.7J	3	3	34	<50	-	-	-	-	-	-	-	-	-	-			
C-5	09/20/2012 ¹²	38.50	20.22	18.28	0.00	0.00	-	-	-	-	-	-	-	-	-	-	-	-	-	-	-	-	-			
C-5	03/20/2013	38.50	18.23	20.27	0.00	0.00	<50	6	<0.5	1	<0.5	13	<50	-	-	-	-	-	-	-	-	-	-			
C-5	09/18/2013 ¹²	38.50	20.29	18.21	0.00	0.00	-	-	-	-	-	-	-	-	-	-	-	-	-	-	-	-	-			

TABLE 1

GROUNDWATER MONITORING AND SAMPLING DATA
 CHEVRON SERVICE STATION 90076
 4265 FOOTHILL BOULEVARD
 OAKLAND, CALIFORNIA

Location	Date	TOC	DTW	GWE	LNAPL	LNAPL REMOVED	HYDROCARBONS	PRIMARY VOCs					ADDITIONAL VOCs	FIELD PARAMETERS				GENERAL CHEMISTRY			
							TPH-GRO	B	T	E	X	MTBE by SW8260	ETHANOL	Dissolved oxygen, prepurge	Dissolved oxygen, postpurge	Oxidation reduction potential, prepurge	Oxidation reduction potential, postpurge	Alkalinity, total (as CaCO3)	Ferrous iron	Nitrate (as N)	Sulfate
Units	ft	ft	ft-amsl	ft	gallons	µg/L	µg/L	µg/L	µg/L	µg/L	µg/L	µg/L	µg/L	µg/L	µg/L	millivolts	millivolts	µg/L	µg/L	µg/L	µg/L
C-6	08/27/1990	32.40	44.11	-11.71	0.00	0.00	7,200	2,100	6.0	41	300	-	-	-	-	-	-	-	-	-	-
C-6	11/14/1990	32.40	44.03	-11.63	0.00	0.00	-	-	-	-	-	-	-	-	-	-	-	-	-	-	-
C-6	06/18/1991	32.40	43.49	-11.09	0.00	0.00	4,400	2,500	18	160	77	-	-	-	-	-	-	-	-	-	-
C-6	09/19/1991	32.40	34.32	-1.92	0.00	0.00	3,100	1,600	8.3	73	8.0	-	-	-	-	-	-	-	-	-	-
C-6	12/20/1991	32.40	41.35	-8.95	0.00	0.00	4,400	1,300	3.2	74	10	-	-	-	-	-	-	-	-	-	-
C-6	03/18/1992	32.40	40.69	-8.29	0.00	0.00	9,800	3,200	34	250	500	-	-	-	-	-	-	-	-	-	-
C-6	07/14/1992	32.40	38.89	-6.49	0.00	0.00	6,500	2,200	100	96	240	-	-	-	-	-	-	-	-	-	-
C-6	10/08/1992	32.40	38.67	-6.27	0.00	0.00	1,800	1,000	3.1	15	41	-	-	-	-	-	-	-	-	-	-
C-6	01/08/1993	32.40	37.81	-5.41	0.00	0.00	5,200	1,600	6.8	63	120	-	-	-	-	-	-	-	-	-	-
C-6	04/14/1993	32.40	34.70	-2.30	0.00	0.00	11,000	1,800	13	110	200	-	-	-	-	-	-	-	-	-	-
C-6	07/16/1993	32.40	33.87	-1.47	0.00	0.00	4,800	820	10	41	57	-	-	-	-	-	-	-	-	-	-
C-6	09/21/1993	35.40	33.98	1.42	0.00	0.00	4,100	1,200	<50	75	130	-	-	-	-	-	-	-	-	-	-
C-6	01/28/1994	35.40	33.86	1.54	0.00	0.00	3,100	930	14	40	34	-	-	-	-	-	-	-	-	-	-
C-6	03/17/1994	35.40	32.31	3.09	0.00	0.00	5,100	950	18	61	83	-	-	-	-	-	-	-	-	-	-
C-6	06/16/1994	35.40	31.50	3.90	0.00	0.00	3,800	970	6.4	52	62	-	-	-	-	-	-	-	-	-	-
C-6	09/22/1994	35.40	31.22	4.18	0.00	0.00	4,100	980	7.8	43	48	-	-	-	-	-	-	-	-	-	-
C-6	12/15/1994	35.40	31.40	4.00	0.00	0.00	5,000	1,400	<20	73	61	-	-	-	-	-	-	-	-	-	-
C-6	03/30/1995	35.40	26.38	9.02	0.00	0.00	5,500	1,700	<13	120	97	-	-	-	-	-	-	-	-	-	-
C-6	06/20/1995	35.40	25.01	10.39	0.00	0.00	1,700	470	<10	29	16	-	-	-	-	-	-	-	-	-	-
C-6	09/20/1995	35.40	24.05	11.35	0.00	0.00	3,500	770	<5.0	45	17	-	-	-	-	-	-	-	-	-	-
C-6	12/06/1995	35.40	28.12	7.28	0.00	0.00	3,100	710	<10	41	20	<50	-	-	-	-	-	-	-	-	-
C-6	03/21/1996	35.40	23.12	12.28	0.00	0.00	1,400	330	<2.5	15	8.1	19	-	-	-	-	-	-	-	-	-

TABLE 1

GROUNDWATER MONITORING AND SAMPLING DATA
 CHEVRON SERVICE STATION 90076
 4265 FOOTHILL BOULEVARD
 OAKLAND, CALIFORNIA

Location	Date	TOC	DTW	GWE	LNAPL	LNAPL REMOVED	HYDROCARBONS					PRIMARY VOCs					ADDITIONAL VOCs		FIELD PARAMETERS				GENERAL CHEMISTRY			
							TPH-GRO	B	T	E	X	MTBE by SW8260	ETHANOL	Dissolved oxygen, prepurge	Dissolved oxygen, postpurge	Oxidation reduction potential, prepurge	Oxidation reduction potential, postpurge	Alkalinity, total (as CaCO3)	Ferrous iron	Nitrate (as N)	Sulfate					
	Units	ft	ft	ft-amsl	ft	gallons	µg/L	µg/L	µg/L	µg/L	µg/L	µg/L	µg/L	µg/L	µg/L	µg/L	µg/L	millivolts	millivolts	µg/L	µg/L	µg/L	µg/L			
C-6	06/21/1996	35.40	23.50	11.90	0.00	0.00	2,200	560	<5.0	18	<5.0	77	-	-	-	-	-	-	-	-	-	-	-			
C-6	09/06/1996	35.40	24.83	10.57	0.00	0.00	2,800	720	<10	13	<10	160	-	-	-	-	-	-	-	-	-	-	-			
C-6	12/19/1996	35.40	24.50	10.90	0.00	0.00	830	320	<2.5	<2.5	<2.5	14	-	-	-	-	-	-	-	-	-	-	-			
C-6	03/17/1997	35.40	22.59	12.81	0.00	0.00	2,200	500	<10	25	<10	<50	-	-	-	-	-	-	-	-	-	-	-			
C-6	06/11/1997	35.40	23.76	11.64	0.00	0.00	3,000	570	<5.0	29	10	220	-	-	-	-	-	-	-	-	-	-	-			
C-6	09/17/1997	35.40	24.74	10.66	0.00	0.00	1,400	330	<5.0	<5.0	<5.0	76	-	1.5	1.2	-57	-48	620	1.1	<1.0	18	-				
C-6	12/11/1997	35.40	24.65	10.75	0.00	0.00	1,600	230	<5.0	7.3	6.4	46	-	-	-	-	-	-	-	-	-	-				
C-6	03/12/1998	35.40	27.12	8.28	0.00	0.00	980	300	<5.0	15	12	49	-	14.1	11.3	173	174	200	0.11	14	14	-				
C-6	06/23/1998 ³	35.40	27.92	7.48	0.00	0.00	220	35	<0.5	2.5	1.1	<2.5	-	-	-	-	-	-	-	-	-	-				
C-6	09/01/1998	35.40	31.60	3.80	0.00	0.00	1,800	370	2.8	19	5	44	-	-	-	-	-	-	-	-	-	-				
C-6	12/30/1998	35.40	31.82	3.58	0.00	0.00	1,600	244	<1.0	8.53	<1.0	54.9	-	-	-	-	-	-	-	-	-	-				
C-6	03/31/1999	35.40	26.06	9.34	0.00	0.00	741	92.2	<1.0	6.60	<1.0	27.9	-	9.8	8.4	162	168	534	<500 ¹⁴	0.849	45.3	-				
C-6	06/14/1999 ¹	35.40	29.68	5.72	0.00	0.00	434	110	<1.0	5.76	1.46	13/6.96 ²	-	-	-	-	-	-	-	-	-	-				
C-6	09/30/1999	35.40	23.06	12.34	0.00	0.00	481	92.7	<1.0	3.69	<1.0	32.9	-	-	-	-	-	-	-	-	-	-				
C-6	12/22/1999	35.40	22.55	12.85	0.00	0.00	1,310	158	2.16	5.5	1.41	113	-	1.02	1.22	-65	-60	614	0.36	0.421	32	-				
C-6	03/09/2000	35.40	20.03	15.37	0.00	0.00	470	120	0.74	5.0	2.5	36	-	5.4	1.6	-113	-35	540	0.26	0.14	24	-				
C-6	06/23/2000 ³	35.40	22.15	13.25	0.00	0.00	1,700 ⁴	210	<5.0	<5.0	5.8	64	-	-	-	-	-	-	-	-	-	-				
C-6	09/05/2000 ³	35.40	27.05	8.35	0.00	0.00	740 ⁴	99	0.60	5.1	2.2	80	-	1.90	2.73	45	31	550	0.18	<1.0	38	-				
C-6	12/04/2000	35.40	25.15	10.25	0.00	0.00	450 ⁴	31	0.71	<0.50	<0.50	54	-	-	-	-	-	-	-	-	-	-				
C-6	03/08/2001 ³	35.40	23.84	11.56	0.00	0.00	1,550	228	3.93	19.9	32.5	46.2	-	-	-	-	-	-	-	-	-	-				
C-6	06/07/2001 ³	35.40	25.73	9.67	0.00	0.00	360 ⁴	21	1.8	2.4	3.8	100	-	-	-	-	-	-	-	-	-	-				
C-6	09/13/2001 ³	35.40	23.80	11.60	0.00	0.00	950	180	<5.0	5.9	<5.0	170	-	-	-	-	-	-	-	-	-	-				

TABLE 1

GROUNDWATER MONITORING AND SAMPLING DATA
 CHEVRON SERVICE STATION 90076
 4265 FOOTHILL BOULEVARD
 OAKLAND, CALIFORNIA

Location	Date	TOC	DTW	GWE	LNAPL	LNAPL REMOVED	HYDROCARBONS					PRIMARY VOCs					ADDITIONAL VOCs		FIELD PARAMETERS				GENERAL CHEMISTRY			
							TPH-GRO	B	T	E	X	MTBE by SW8260	ETHANOL	Dissolved oxygen, prepurge	Dissolved oxygen, postpurge	Oxidation reduction potential, prepurge	Oxidation reduction potential, postpurge	Alkalinity, total (as CaCO3)	Ferrous iron	Nitrate (as N)	Sulfate					
Units	ft	ft	ft-amsl	ft	gallons	µg/L	µg/L	µg/L	µg/L	µg/L	µg/L	µg/L	µg/L	µg/L	µg/L	µg/L	millivolts	millivolts	µg/L	µg/L	µg/L	µg/L				
C-6	12/13/2001 ³	35.40	25.19	10.21	0.00	0.00	2,000	170	0.86	6.4	4.1	77	-	-	-	-	-	-	-	-	-	-				
C-6	03/08/2002 ³	35.40	21.08	14.32	0.00	0.00	600	33	0.91	1.8	<1.5	90	-	-	-	-	-	-	-	-	-	-				
C-6	06/19/2002 ³	35.40	24.62	10.78	0.00	0.00	370	11	<0.50	<0.50	<1.5	88	-	-	-	-	-	-	-	-	-	-				
C-6	09/11/2002 ³	35.40	29.00	6.40	0.00	0.00	490	16	0.50	<0.50	<1.5	120	-	-	-	-	-	-	-	-	-	-				
C-6	12/11/2002 ³	35.40	24.18	11.22	0.00	0.00	430	17	<0.50	<0.50	<1.5	100	-	-	-	-	-	-	-	-	-	-				
C-6	03/11/2003 ³	35.40	27.70	7.70	0.00	0.00	410	8.8	0.88	<0.50	<1.5	120	-	-	-	-	-	-	-	-	-	-				
C-6	06/10/2003 ^{3,7}	35.40	21.60	13.80	0.00	0.00	460	10	<0.5	<0.5	<0.5	100	-	-	-	-	-	-	-	-	-	-				
C-6	09/09/2003 ¹³	35.40	-	-	0.00	0.00	-	-	-	-	-	-	-	-	-	-	-	-	-	-	-	-				
C-6	12/09/2003 ^{7,9}	35.40	25.89	9.51	0.00	0.00	1,700	69	<0.5	3	0.6	83	<50	-	-	-	-	-	-	-	-	-				
C-6	03/09/2004 ⁷	35.40	19.51	15.89	0.00	0.00	6,800	280	1	10	4	96	<50	-	-	-	-	-	-	-	-	-				
C-6	06/08/2004 ⁷	35.40	20.83	14.57	0.00	0.00	560	13	<0.5	<0.5	0.5	68	<50	-	-	-	-	-	-	-	-	-				
C-6	09/08/2004 ⁷	35.40	21.88	13.52	0.00	0.00	290	16	<0.5	<0.5	<0.5	50	<50	-	-	-	-	-	-	-	-	-				
C-6	12/06/2004 ⁷	35.40	21.34	14.06	0.00	0.00	290	18	<0.5	0.5	<0.5	44	<50	-	-	-	-	-	-	-	-	-				
C-6	03/07/2005 ⁷	35.40	18.27	17.13	0.00	0.00	2,500	150	0.7	5	2	71	<50	-	-	-	-	-	-	-	-	-				
C-6	06/06/2005 ⁷	35.40	18.52	16.88	0.00	0.00	1,900	110	<1	3	2	59	<100	-	-	-	-	-	-	-	-	-				
C-6	09/06/2005 ⁷	35.40	20.38	15.02	0.00	0.00	800	16	<0.5	0.5	0.6	51	<50	-	-	-	-	-	-	-	-	-				
C-6	12/05/2005 ⁷	35.40	20.06	15.34	0.00	0.00	540	15	<0.5	<0.5	0.6	45	<50	-	-	-	-	-	-	-	-	-				
C-6	03/06/2006 ⁷	35.40	18.76	16.64	0.00	0.00	<50	<0.5	<0.5	<0.5	<0.5	<0.5	<50	-	-	-	-	-	-	-	-	-				
C-6	06/05/2006 ⁷	35.40	17.80	17.60	0.00	0.00	<50	<0.5	<0.5	<0.5	<0.5	0.7	<50	-	-	-	-	-	-	-	-	-				
C-6	09/05/2006 ⁷	35.40	20.00	15.40	0.00	0.00	1,200	17	<0.5	0.7	0.8	29	<50	-	-	-	-	-	-	-	-	-				
C-6	12/04/2006 ⁷	35.40	20.91	14.49	0.00	0.00	<50	<0.5	<0.5	<0.5	<0.5	<0.5	<50	-	-	-	-	-	-	-	-	-				
C-6	03/05/2007 ⁷	35.40	18.95	16.45	0.00	0.00	<50	<0.5	<0.5	<0.5	<0.5	<0.5	<50	-	-	-	-	-	-	-	-	-				

TABLE 1

GROUNDWATER MONITORING AND SAMPLING DATA
 CHEVRON SERVICE STATION 90076
 4265 FOOTHILL BOULEVARD
 OAKLAND, CALIFORNIA

Location	Date	TOC	DTW	GWE	LNAPL	LNAPL REMOVED	HYDROCARBONS					PRIMARY VOCs					ADDITIONAL VOCs		FIELD PARAMETERS				GENERAL CHEMISTRY			
							TPH-GRO	B	T	E	X	MTBE by SW8260	ETHANOL	Dissolved oxygen, prepurge	Dissolved oxygen, postpurge	Oxidation reduction potential, prepurge	Oxidation reduction potential, postpurge	Alkalinity, total (as CaCO3)	Ferrous iron	Nitrate (as N)	Sulfate					
	Units	ft	ft	ft-amsl	ft	gallons	µg/L	µg/L	µg/L	µg/L	µg/L	µg/L	µg/L	µg/L	µg/L	µg/L	µg/L	millivolts	millivolts	µg/L	µg/L	µg/L	µg/L			
C-6	06/04/2007 ⁷	35.40	18.36	17.04	0.00	0.00	<50	<0.5	<0.5	<0.5	<0.5	3	<50	-	-	-	-	-	-	-	-	-	-			
C-6	09/07/2007 ⁷	35.40	21.05	14.35	0.00	0.00	<50	<0.5	<0.5	<0.5	<0.5	<0.5	<50	-	-	-	-	-	-	-	-	-	-			
C-6	12/06/2007 ⁷	35.40	21.87	13.53	0.00	0.00	<50	<0.5	<0.5	<0.5	<0.5	<0.5	<50	-	-	-	-	-	-	-	-	-	-			
C-6	03/06/2008 ⁷	35.40	21.68	13.72	0.00	0.00	<50	<0.5	<0.5	<0.5	<0.5	<0.5	<50	-	-	-	-	-	-	-	-	-	-			
C-6	06/05/2008 ⁷	35.40	21.25	14.15	0.00	0.00	<50	<0.5	<0.5	<0.5	<0.5	2	<50	-	-	-	-	-	-	-	-	-	-			
C-6	09/03/2008 ⁷	35.40	21.40	14.00	0.00	0.00	56	0.8	<0.5	<0.5	<0.5	5	<50	-	-	-	-	-	-	-	-	-	-			
C-6	12/03/2008 ⁷	35.40	22.18	13.22	0.00	0.00	120	2	<0.5	<0.5	<0.5	5	<50	-	-	-	-	-	-	-	-	-	-			
C-6	03/04/2009	25.40	21.82	13.58	0.00	0.00	<50	<0.5	<0.5	<0.5	<0.5	12	<50	-	-	-	-	-	-	-	-	-	-			
C-6	06/09/2009 ⁷	35.40	20.33	25.07	0.00	0.00	<50	<0.5	<0.5	<0.5	<0.5	1	<50	-	-	-	-	-	-	-	-	-	-			
C-6	09/30/2009 ⁷	35.40	21.72	13.68	0.00	0.00	790 J	1	<0.5	<0.5	<0.5	8	<50	-	-	-	-	-	-	-	-	-	-			
C-6	03/22/2010 ⁷	35.40	18.30	17.10	0.00	0.00	270	<0.5	<0.5	<0.5	<0.5	8	<50	-	-	-	-	-	-	-	-	-	-			
C-6	09/16/2010	35.40	20.92	14.48	0.00	0.00	210	<0.5	<0.5	<0.5	<0.5	5	<50	-	-	-	-	-	-	-	-	-	-			
C-6	03/08/2011	35.40	-	-	0.00	0.00	-	-	-	-	-	-	-	-	-	-	-	-	-	-	-	-	-			
C-6	09/28/2011	35.40	20.69	14.71	0.00	0.00	59 J	<0.5	<0.5	<0.5	<0.5	4	<50	-	-	-	-	-	-	-	-	-	-			
C-6	03/08/2012	35.40	21.23	14.17	0.00	0.00	1,700	2	<0.5	<0.5	0.8 J	6	<50	-	-	-	-	-	-	-	-	-	-			
C-6	09/20/2012	35.40	21.76	13.64	0.00	0.00	2,700	2	<0.5	<0.5	<0.5	10	<50	-	-	-	-	-	-	-	-	-	-			
C-6	03/20/2013	35.40	19.79	15.61	0.00	0.00	120	<0.5	<0.5	<0.5	<0.5	3	<50	-	-	-	-	-	-	-	-	-	-			
C-6	09/18/2013	35.40	21.68	13.72	0.00	0.00	1,700	1	<0.5	<0.5	<0.5	7	<50	-	-	-	-	-	-	-	-	-	-			
C-7	08/27/1990	32.17	44.23	-12.06	0.00	0.00	110	26	0.8	4.0	6.0	-	-	-	-	-	-	-	-	-	-	-	-			
C-7	11/14/1990	32.17	44.11	-11.94	0.00	0.00	-	-	-	-	-	-	-	-	-	-	-	-	-	-	-	-	-			
C-7	06/18/1991	32.17	42.05	-9.88	0.00	0.00	23,000	5,700	420	1,000	2,800	-	-	-	-	-	-	-	-	-	-	-	-			

TABLE 1

GROUNDWATER MONITORING AND SAMPLING DATA
 CHEVRON SERVICE STATION 90076
 4265 FOOTHILL BOULEVARD
 OAKLAND, CALIFORNIA

Location	Date	TOC	DTW	GWE	LNAPL	LNAPL REMOVED	HYDROCARBONS	PRIMARY VOCs					ADDITIONAL VOCs	FIELD PARAMETERS				GENERAL CHEMISTRY			
							TPH-GRO	B	T	E	X	MTBE by SW8260	ETHANOL	Dissolved oxygen, prepurge	Dissolved oxygen, postpurge	Oxidation reduction potential, prepurge	Oxidation reduction potential, postpurge	Alkalinity, total (as CaCO3)	Ferrous iron	Nitrate (as N)	Sulfate
	Units	ft	ft	ft-amsl	ft	gallons	µg/L	µg/L	µg/L	µg/L	µg/L	µg/L	µg/L	µg/L	µg/L	millivolts	millivolts	µg/L	µg/L	µg/L	µg/L
C-7	09/19/1991	32.17	41.72	-9.55	0.00	0.00	26,000	4,600	330	970	2,400	-	-	-	-	-	-	-	-	-	-
C-7	12/20/1991	32.17	41.67	-9.50	0.00	0.00	33,000	5,500	270	1,000	2,100	-	-	-	-	-	-	-	-	-	-
C-7	03/18/1992	32.17	41.20	-9.03	0.00	0.00	27,000	5,800	410	1,300	3,300	-	-	-	-	-	-	-	-	-	-
C-7	07/14/1992	32.17	39.77	-7.60	0.00	0.00	46,000	12,000	720	1,700	4,600	-	-	-	-	-	-	-	-	-	-
C-7	10/08/1992	32.17	39.14	-6.97	0.00	0.00	22,000	6,800	370	1,300	3,200	-	-	-	-	-	-	-	-	-	-
C-7	01/08/1993	32.17	38.50	-6.33	0.00	0.00	36,000	7,600	540	1,700	4,200	-	-	-	-	-	-	-	-	-	-
C-7	04/14/1993	32.17	35.93	-3.76	0.00	0.00	23,000	3,100	450	670	1,900	-	-	-	-	-	-	-	-	-	-
C-7	07/16/1993	32.17	35.38	-3.21	0.00	0.00	19,000	3,200	330	550	1,800	-	-	-	-	-	-	-	-	-	-
C-7	09/21/1993	35.19	35.46	-0.27	0.00	0.00	17,000	2,700	160	410	760	-	-	-	-	-	-	-	-	-	-
C-7	01/28/1994	35.19	35.45	-0.26	0.00	0.00	14,000	1,800	210	390	1,000	-	-	-	-	-	-	-	-	-	-
C-7	03/17/1994	35.19	33.24	1.95	0.00	0.00	17,000	1,600	210	410	1,200	-	-	-	-	-	-	-	-	-	-
C-7	06/16/1994	35.19	33.07	2.12	0.00	0.00	12,000	1,600	180	410	1,200	-	-	-	-	-	-	-	-	-	-
C-7	09/22/1994	35.19	32.74	2.45	0.00	0.00	10,000	1,700	110	320	580	-	-	-	-	-	-	-	-	-	-
C-7	12/15/1994	35.19	31.92	3.27	0.00	0.00	10,000	1,200	120	280	710	-	-	-	-	-	-	-	-	-	-
C-7	03/30/1995	35.19	27.60	7.59	0.00	0.00	4,600	460	73	160	460	-	-	-	-	-	-	-	-	-	-
C-7	06/20/1995	35.19	27.87	7.32	0.00	0.00	26,000	4,400	450	900	2,400	-	-	-	-	-	-	-	-	-	-
C-7	09/20/1995	35.19	28.08	7.11	0.00	0.00	9,400	610	81	250	800	-	-	-	-	-	-	-	-	-	-
C-7	12/06/1995	35.19	30.62	4.57	0.00	0.00	1,200	110	12	25	71	34	-	-	-	-	-	-	-	-	-
C-7	03/21/1996	35.19	27.85	7.34	0.00	0.00	17,000	1,300	160	410	1,300	<100	-	-	-	-	-	-	-	-	-
C-7	09/06/1996	35.19	28.35	6.84	0.00	0.00	15,000	3,400	<50	460	850	<250	-	-	-	-	-	-	-	-	-
C-7	12/19/1996	35.19	29.11	6.08	0.00	0.00	530	9	0.5	0.85	3.4	<2.5	-	-	-	-	-	-	-	-	-
C-7	03/17/1997	35.19	27.14	8.05	0.00	0.00	4,600	310	46	110	310	98	-	-	-	-	-	-	-	-	-

TABLE 1

GROUNDWATER MONITORING AND SAMPLING DATA
 CHEVRON SERVICE STATION 90076
 4265 FOOTHILL BOULEVARD
 OAKLAND, CALIFORNIA

Location	Date	TOC	DTW	GWE	LNAPL	LNAPL REMOVED	HYDROCARBONS	PRIMARY VOCs					ADDITIONAL VOCs	FIELD PARAMETERS				GENERAL CHEMISTRY				
							TPH-GRO	B	T	E	X	MTBE by SW8260	ETHANOL	Dissolved oxygen, prepurge	Dissolved oxygen, postpurge	Oxidation reduction potential, prepurge	Oxidation reduction potential, postpurge	Alkalinity, total (as CaCO3)	Ferrous iron	Nitrate (as N)	Sulfate	
	Units	ft	ft	ft-amsl	ft	gallons	µg/L	µg/L	µg/L	µg/L	µg/L	µg/L	µg/L	µg/L	µg/L	µg/L	millivolts	millivolts	µg/L	µg/L	µg/L	µg/L
C-7	06/11/1997	35.19	28.05	7.14	0.00	0.00	420	15	<0.5	3.3	5.1	<2.5	-	-	-	-	-	-	-	-	-	-
C-7	09/17/1997	35.19	29.00	6.19	0.00	0.00	1,400	120	11	31	84	54	-	0.6	0.4	126	115	600	4.8	<1.0	18	
C-7	12/11/1997	35.19	29.26	5.93	0.00	0.00	210	10	<0.5	0.97	1.6	<2.5	-	-	-	-	-	-	-	-	-	
C-7	03/12/1998	35.19	24.92	10.27	0.00	0.00	68	<0.5	<0.5	<0.5	<0.5	<2.5	-	2.2	2.1	167	167	460	0.16	<1.0	29	
C-7	06/23/1998	35.19	25.30	9.89	0.00	0.00	<50	<0.5	<0.5	<0.5	<0.5	<2.5	-	-	-	-	-	-	-	-	-	
C-7	09/01/1998	35.19	26.27	8.92	0.00	0.00	570	24	1.4	8.4	22	24	-	-	-	-	-	-	-	-	-	
C-7	12/30/1998	35.19	26.52	8.67	0.00	0.00	<50	4.85	1.26	<0.5	1.29	167	-	-	-	-	-	-	-	-	-	
C-7	03/31/1999	35.19	24.76	10.43	0.00	0.00	53.1	<0.5	<0.5	<0.5	<0.5	<2.0	-	2.0	1.8	137	135	486	<500 ¹⁴	<0.1	29.4	
C-7	06/14/1999 ¹	35.19	25.44	9.75	0.00	0.00	109	4.43	<0.5	<0.5	<0.5	<2.5/ ²	-	-	-	-	-	-	-	-	-	
C-7	09/30/1999	35.19	26.87	8.32	0.00	0.00	2,400	282	26.3	120	236	126	-	-	-	-	-	-	-	-	-	
C-7	12/22/1999	35.19	27.77	7.42	0.00	0.00	3,840	162	18.1	44.7	85.3	141	-	1.8	1.5	20	-60	400	1.6	0.434	16.9	
C-7	03/09/2000	35.19	25.57	9.62	0.00	0.00	13,000	2,700	110	700	1,500	<130	-	0.7	2.5	10	-13	610	2.1	<0.1	5.5	
C-7	06/23/2000	35.19	25.66	9.53	0.00	0.00	190 ⁴	3.4	<0.50	<0.50	1.6	7.3	-	-	-	-	-	-	-	-	-	
C-7	09/05/2000	35.19	26.75	8.44	0.00	0.00	4,200 ⁴	330	26	120	200	190	-	1.77	1.46	133	46	590	1.8	<1.0	12	
C-7	12/04/2000	35.19	27.16	8.03	0.00	0.00	2,600 ⁴	550	<5.0	73	62	<25	-	-	-	-	-	-	-	-	-	
C-7	03/08/2001	35.19	25.43	9.76	0.00	0.00	1,180	39.2	2.41	15.5	30.8	10.3	-	-	-	-	-	-	-	-	-	
C-7	06/07/2001	35.19	25.39	9.80	0.00	0.00	2,600 ⁴	440	14	110	130	56	-	-	-	-	-	-	-	-	-	
C-7	09/13/2001	35.19	26.61	8.58	0.00	0.00	23,000 ⁶	670	<100	150	210	<500	-	-	-	-	-	-	-	-	-	
C-7	12/13/2001	35.19	26.69	8.50	0.00	0.00	2,400	160	5.8	42	54	<10	-	-	-	-	-	-	-	-	-	
C-7	03/08/2002	35.19	24.80	10.39	0.00	0.00	3,900	380	21	110	160	<20	-	-	-	-	-	-	-	-	-	
C-7	06/19/2002	35.19	27.41	7.78	0.00	0.00	3,600	440	8.5	87	73	<10	-	-	-	-	-	-	-	-	-	
C-7	09/11/2002	35.19	25.78	9.41	0.00	0.00	11,000	1,800	18	360	380	<10	-	-	-	-	-	-	-	-	-	

TABLE 1

GROUNDWATER MONITORING AND SAMPLING DATA
 CHEVRON SERVICE STATION 90076
 4265 FOOTHILL BOULEVARD
 OAKLAND, CALIFORNIA

Location	Date	TOC	DTW	GWE	LNAPL	LNAPL REMOVED	HYDROCARBONS	PRIMARY VOCs					ADDITIONAL VOCs	FIELD PARAMETERS				GENERAL CHEMISTRY			
							TPH-GRO	B	T	E	X	MTBE by SW8260	ETHANOL	Dissolved oxygen, prepurge	Dissolved oxygen, postpurge	Oxidation reduction potential, prepurge	Oxidation reduction potential, postpurge	Alkalinity, total (as CaCO3)	Ferrous iron	Nitrate (as N)	Sulfate
Units	ft	ft	ft-amsl	ft	gallons	µg/L	µg/L	µg/L	µg/L	µg/L	µg/L	µg/L	µg/L	µg/L	µg/L	millivolts	millivolts	µg/L	µg/L	µg/L	µg/L
C-7	12/11/2002	35.19	30.75	4.44	0.00	0.00	6,000	1,100	9.3	190	190	<10	-	-	-	-	-	-	-	-	-
C-7	03/11/2003	35.19	26.90	8.29	0.00	0.00	4,900	940	13	150	160	<25	-	-	-	-	-	-	-	-	-
C-7	06/10/2003 ⁷	35.19	30.91	4.28	0.00	0.00	3,100	500	7	83	77	4	-	-	-	-	-	-	-	-	-
C-7	09/09/2003 ⁷	35.19	31.81	3.38	0.00	0.00	3,900	310	9	110	130	5	<50	-	-	-	-	-	-	-	-
C-7	12/09/2003 ⁷	35.19	28.45	6.74	0.00	0.00	170	0.8	<0.5	<0.5	<0.5	5	<50	-	-	-	-	-	-	-	-
C-7	03/09/2004 ⁷	35.19	24.46	10.73	0.00	0.00	80	<0.5	<0.5	<0.5	<0.5	4	<50	-	-	-	-	-	-	-	-
C-7	06/08/2004 ⁷	35.19	26.96	8.23	0.00	0.00	<50	<0.5	<0.5	<0.5	<0.5	6	<50	-	-	-	-	-	-	-	-
C-7	09/08/2004 ⁷	35.19	25.20	9.99	0.00	0.00	<50	<0.5	<0.5	<0.5	<0.5	7	<50	-	-	-	-	-	-	-	-
C-7	12/06/2004 ⁷	35.19	24.91	10.28	0.00	0.00	<50	<0.5	<0.5	<0.5	<0.5	7	<50	-	-	-	-	-	-	-	-
C-7	03/07/2005 ⁷	35.19	23.43	11.76	0.00	0.00	590	9	0.7	4	6	7	<50	-	-	-	-	-	-	-	-
C-7	06/06/2005 ⁷	35.19	21.88	13.31	0.00	0.00	<50	<0.5	<0.5	<0.5	<0.5	6	<50	-	-	-	-	-	-	-	-
C-7	09/06/2005 ⁷	35.19	23.59	11.60	0.00	0.00	<50	<0.5	<0.5	<0.5	<0.5	9	<50	-	-	-	-	-	-	-	-
C-7	12/05/2005 ⁷	35.19	23.75	11.44	0.00	0.00	<50	0.6	<0.5	<0.5	<0.5	9	<50	-	-	-	-	-	-	-	-
C-7	03/06/2006 ⁷	35.19	21.39	13.80	0.00	0.00	<50	<0.5	<0.5	<0.5	<0.5	7	<50	-	-	-	-	-	-	-	-
C-7	06/05/2006 ⁷	35.19	20.41	14.78	0.00	0.00	<50	<0.5	<0.5	<0.5	<0.5	4	<50	-	-	-	-	-	-	-	-
C-7	09/05/2006 ⁷	35.19	22.81	12.38	0.00	0.00	<50	<0.5	<0.5	<0.5	<0.5	2	<50	-	-	-	-	-	-	-	-
C-7	12/04/2006 ⁷	35.19	23.35	11.84	0.00	0.00	<50	<0.5	<0.5	<0.5	<0.5	3	<50	-	-	-	-	-	-	-	-
C-7	03/05/2007 ⁷	35.19	22.72	12.47	0.00	0.00	<50	<0.5	<0.5	<0.5	<0.5	2	<50	-	-	-	-	-	-	-	-
C-7	06/04/2007 ⁷	35.19	20.95	14.24	0.00	0.00	<50	<0.5	<0.5	<0.5	<0.5	4	<50	-	-	-	-	-	-	-	-
C-7	09/07/2007 ⁷	35.19	23.48	11.71	0.00	0.00	<50	<0.5	<0.5	<0.5	<0.5	5	<50	-	-	-	-	-	-	-	-
C-7	12/06/2007 ⁷	35.19	24.32	10.87	0.00	0.00	<50	<0.5	<0.5	<0.5	<0.5	5	<50	-	-	-	-	-	-	-	-
C-7	03/06/2008 ⁷	35.19	23.29	11.90	0.00	0.00	<50	<0.5	<0.5	<0.5	<0.5	6	<50	-	-	-	-	-	-	-	-

TABLE 1

GROUNDWATER MONITORING AND SAMPLING DATA
 CHEVRON SERVICE STATION 90076
 4265 FOOTHILL BOULEVARD
 OAKLAND, CALIFORNIA

Location	Date	TOC	DTW	GWE	LNAPL	LNAPL REMOVED	HYDROCARBONS	PRIMARY VOCs					ADDITIONAL VOCs	FIELD PARAMETERS				GENERAL CHEMISTRY				
							TPH-GRO	B	T	E	X	MTBE by SW8260	ETHANOL	Dissolved oxygen, prepurge	Dissolved oxygen, postpurge	Oxidation reduction potential, prepurge	Oxidation reduction potential, postpurge	Alkalinity, total (as CaCO3)	Ferrous iron	Nitrate (as N)	Sulfate	
	Units	ft	ft	ft-amsl	ft	gallons	µg/L	µg/L	µg/L	µg/L	µg/L	µg/L	µg/L	µg/L	µg/L	µg/L	millivolts	millivolts	µg/L	µg/L	µg/L	µg/L
C-7	06/05/2008 ⁷	35.19	23.27	11.92	0.00	0.00	<50	<0.5	<0.5	<0.5	<0.5	6	<50	-	-	-	-	-	-	-	-	-
C-7	09/03/2008 ⁷	35.19	24.61	10.58	0.00	0.00	<50	<0.5	<0.5	<0.5	<0.5	4	<50	-	-	-	-	-	-	-	-	-
C-7	12/03/2008 ⁷	35.19	25.22	9.97	0.00	0.00	<50	<0.5	<0.5	<0.5	<0.5	4	<50	-	-	-	-	-	-	-	-	-
C-7	03/04/2009	35.19	23.55	11.64	0.00	0.00	<50	<0.5	<0.5	<0.5	<0.5	3	<50	-	-	-	-	-	-	-	-	-
C-7	06/09/2009 ⁷	35.19	23.45	11.74	0.00	0.00	3,300 J	12	3	60	120	11	<50	-	-	-	-	-	-	-	-	-
C-7	09/30/2009 ⁷	35.19	24.85	10.34	0.00	0.00	260	<0.5	<0.5	<0.5	<0.5	13	<50	-	-	-	-	-	-	-	-	-
C-7	03/22/2010 ⁷	35.19	22.39	12.80	0.00	0.00	2,800	150	4	79	120	11	<50	-	-	-	-	-	-	-	-	-
C-7	09/16/2010	35.19	24.00	11.19	0.00	0.00	1,900	30	1	28	55	9	<50	-	-	-	-	-	-	-	-	-
C-7	03/08/2011	35.19	21.16	14.03	0.00	0.00	4,200	620	5	190	140	5	<100	-	-	-	-	-	-	-	-	-
C-7	09/28/2011	35.19	23.81	11.38	0.00	0.00	4,500	670	5	170	110	5	<100	-	-	-	-	-	-	-	-	-
C-7	03/08/2012	35.19	24.00	11.19	0.00	0.00	<50	<0.5	<0.5	<0.5	<0.5	7	<50	-	-	-	-	-	-	-	-	-
C-7	09/20/2012	35.19	24.72	10.47	0.00	0.00	<50	<0.5	<0.5	<0.5	<0.5	8	<50	-	-	-	-	-	-	-	-	-
C-7	03/20/2013	35.19	23.59	11.60	0.00	0.00	1,700	24	2	37	76	8	<50	-	-	-	-	-	-	-	-	-
C-7	09/18/2013	35.19	25.00	10.19	0.00	0.00	<50	<0.5	<0.5	<0.5	<0.5	9	<50	-	-	-	-	-	-	-	-	-
C-8	11/14/1990	30.68	43.29	-12.61	0.00	0.00	<50	<0.3	<0.3	<0.3	<0.6	-	-	-	-	-	-	-	-	-	-	-
C-8	06/18/1991	30.68	42.62	-11.94	0.00	0.00	<50	<0.5	<0.5	<0.5	<0.5	-	-	-	-	-	-	-	-	-	-	-
C-8	09/19/1991	30.68	41.72	-11.04	0.00	0.00	<50	<0.5	<0.5	<0.5	<0.5	-	-	-	-	-	-	-	-	-	-	-
C-8	12/20/1991	30.68	40.98	-10.30	0.00	0.00	<50	<0.5	<0.5	<0.5	<0.5	-	-	-	-	-	-	-	-	-	-	-
C-8	03/18/1992	30.68	40.02	-9.34	0.00	0.00	<50	<0.5	<0.5	<0.5	<0.5	-	-	-	-	-	-	-	-	-	-	-
C-8	07/14/1992	30.68	39.02	-8.34	0.00	0.00	<50	<0.5	<0.5	<0.5	<0.5	-	-	-	-	-	-	-	-	-	-	-
C-8	10/08/1992	30.68	38.68	-8.00	0.00	0.00	<50	<0.5	<0.5	<0.5	1.1	-	-	-	-	-	-	-	-	-	-	-

TABLE 1

GROUNDWATER MONITORING AND SAMPLING DATA
 CHEVRON SERVICE STATION 90076
 4265 FOOTHILL BOULEVARD
 OAKLAND, CALIFORNIA

Location	Date	TOC	DTW	GWE	LNAPL	LNAPL REMOVED	HYDROCARBONS	PRIMARY VOCs					ADDITIONAL VOCs	FIELD PARAMETERS				GENERAL CHEMISTRY			
							TPH-GRO	B	T	E	X	MTBE by SW8260	ETHANOL	Dissolved oxygen, prepurge	Dissolved oxygen, postpurge	Oxidation reduction potential, prepurge	Oxidation reduction potential, postpurge	Alkalinity, total (as CaCO3)	Ferrous iron	Nitrate (as N)	Sulfate
Units	ft	ft	ft-amsl	ft	gallons	µg/L	µg/L	µg/L	µg/L	µg/L	µg/L	µg/L	µg/L	µg/L	µg/L	millivolts	millivolts	µg/L	µg/L	µg/L	µg/L
C-8	01/08/1993	30.68	38.07	-7.39	0.00	0.00	<50	<0.5	<0.5	<0.5	<0.5	-	-	-	-	-	-	-	-	-	-
C-8	04/14/1993	30.68	35.99	-5.31	0.00	0.00	<50	<0.5	<0.5	<0.5	<0.5	-	-	-	-	-	-	-	-	-	-
C-8	07/16/1993	30.68	35.32	-4.64	0.00	0.00	<50	<0.5	<0.5	<0.5	<0.5	-	-	-	-	-	-	-	-	-	-
C-8	09/21/1993	34.68	35.30	-0.62	0.00	0.00	<50	<0.5	<0.5	<0.5	<0.8	-	-	-	-	-	-	-	-	-	-
C-8	01/28/1994	34.68	35.61	-0.93	0.00	0.00	<50	<0.5	<0.5	<0.5	<0.5	-	-	-	-	-	-	-	-	-	-
C-8	03/17/1994	34.68	34.37	0.31	0.00	0.00	<50	<0.5	<0.5	<0.5	<0.5	-	-	-	-	-	-	-	-	-	-
C-8	06/16/1994	34.68	33.36	1.32	0.00	0.00	<50	<0.5	<0.5	<0.5	<0.5	-	-	-	-	-	-	-	-	-	-
C-8	09/22/1994	34.68	32.82	1.86	0.00	0.00	<50	<0.5	<0.5	<0.5	<0.5	-	-	-	-	-	-	-	-	-	-
C-8	12/15/1994	34.68	32.36	2.32	0.00	0.00	<50	<0.5	<0.5	<0.5	<0.5	-	-	-	-	-	-	-	-	-	-
C-8	03/30/1995	34.68	29.24	5.44	0.00	0.00	<50	<0.5	<0.5	<0.5	<0.5	-	-	-	-	-	-	-	-	-	-
C-8	06/20/1995	34.68	28.34	6.34	0.00	0.00	<50	<0.5	<0.5	<0.5	<0.5	-	-	-	-	-	-	-	-	-	-
C-8	09/20/1995	34.68	29.48	5.20	0.00	0.00	<50	<0.5	<0.5	<0.5	<0.5	-	-	-	-	-	-	-	-	-	-
C-8	12/06/1995	34.68	30.92	3.76	0.00	0.00	<50	<0.5	<0.5	<0.5	<0.5	<2.5	-	-	-	-	-	-	-	-	-
C-8	03/21/1996	34.68	28.65	6.03	0.00	0.00	<50	<0.5	<0.5	<0.5	<0.5	<2.5	-	-	-	-	-	-	-	-	-
C-8	06/21/1996	34.68	27.90	6.78	0.00	0.00	<50	<0.5	<0.5	<0.5	<0.5	<2.5	-	-	-	-	-	-	-	-	-
C-8	09/06/1996	34.68	28.70	5.98	0.00	0.00	<50	<0.5	<0.5	<0.5	<0.5	<2.5	-	-	-	-	-	-	-	-	-
C-8	12/19/1996	34.68	29.70	4.98	0.00	0.00	<50	<0.5	<0.5	<0.5	<0.5	<2.5	-	-	-	-	-	-	-	-	-
C-8	03/17/1997	34.68	27.76	6.92	0.00	0.00	<50	<0.5	<0.5	<0.5	<0.5	<2.5	-	-	-	-	-	-	-	-	-
C-8	06/11/1997	34.68	28.81	5.87	0.00	0.00	<50	<0.5	<0.5	<0.5	<0.5	<2.5	-	-	-	-	-	-	-	-	-
C-8	09/17/1997 ¹²	34.68	29.36	5.32	0.00	0.00	-	-	-	-	-	-	-	-	-	-	-	-	-	-	-
C-8	12/11/1997	34.68	29.80	4.88	0.00	0.00	-	-	-	-	-	-	-	-	-	-	-	-	-	-	-
C-8	03/12/1998	34.68	25.73	8.95	0.00	0.00	<50	<0.5	<0.5	<0.5	<0.5	2.6	-	1.0	1.1	171	169	110	0.16	7.4	8.2

TABLE 1

GROUNDWATER MONITORING AND SAMPLING DATA
 CHEVRON SERVICE STATION 90076
 4265 FOOTHILL BOULEVARD
 OAKLAND, CALIFORNIA

Location	Date	TOC	DTW	GWE	LNAPL	LNAPL REMOVED	HYDROCARBONS		PRIMARY VOCs					ADDITIONAL VOCs	FIELD PARAMETERS				GENERAL CHEMISTRY			
							TPH-GRO	B	T	E	X	MTBE by SW8260	ETHANOL	Dissolved oxygen, prepurge	Dissolved oxygen, postpurge	Oxidation reduction potential, prepurge	Oxidation reduction potential, postpurge	Alkalinity, total (as CaCO3)	Ferrous iron	Nitrate (as N)	Sulfate	
	Units	ft	ft	ft-amsl	ft	gallons	µg/L	µg/L	µg/L	µg/L	µg/L	µg/L	µg/L	µg/L	µg/L	µg/L	millivolts	millivolts	µg/L	µg/L	µg/L	µg/L
C-8	06/23/1998	34.68	26.30	8.38	0.00	0.00	-	-	-	-	-	-	-	-	-	-	-	-	-	-	-	-
C-8	09/01/1998	34.68	26.51	8.17	0.00	0.00	-	-	-	-	-	-	-	-	-	-	-	-	-	-	-	-
C-8	12/30/1998	34.68	26.89	7.79	0.00	0.00	-	-	-	-	-	-	-	-	-	-	-	-	-	-	-	-
C-8	03/31/1999	34.68	26.36	8.32	0.00	0.00	<50	<0.5	<0.5	<0.5	<0.5	11.8	-	1.8	1.5	149	132	264	<500 ¹⁴	17	71	-
C-8	06/14/1999	34.68	26.03	8.65	0.00	0.00	-	-	-	-	-	-	-	-	-	-	-	-	-	-	-	-
C-8	09/30/1999	34.68	27.28	7.40	0.00	0.00	-	-	-	-	-	-	-	-	-	-	-	-	-	-	-	-
C-8	12/22/1999	34.68	28.20	6.48	0.00	0.00	-	-	-	-	-	-	-	-	-	-	-	-	-	-	-	-
C-8	03/09/2000	34.68	26.33	8.35	0.00	0.00	<50	<0.5	<0.5	<0.5	1.8	<2.5	-	2.7	3.3	141	160	270	0.24	29	35	-
C-8	06/23/2000 ¹²	34.68	26.19	8.49	0.00	0.00	-	-	-	-	-	-	-	-	-	-	-	-	-	-	-	-
C-8	09/05/2000	34.68	26.97	7.71	0.00	0.00	-	-	-	-	-	-	-	-	-	-	-	-	-	-	-	-
C-8	12/04/2000	34.68	27.42	7.26	0.00	0.00	-	-	-	-	-	-	-	-	-	-	-	-	-	-	-	-
C-8	03/08/2001	34.68	26.10	8.58	0.00	0.00	<50.0	<0.500	<0.500	<0.500	<0.500	<2.50	-	-	-	-	-	-	-	-	-	-
C-8	06/07/2001 ¹²	34.68	25.79	8.89	0.00	0.00	-	-	-	-	-	-	-	-	-	-	-	-	-	-	-	-
C-8	09/13/2001 ¹²	34.68	26.81	7.87	0.00	0.00	-	-	-	-	-	-	-	-	-	-	-	-	-	-	-	-
C-8	12/13/2001 ¹²	34.68	27.16	7.52	0.00	0.00	-	-	-	-	-	-	-	-	-	-	-	-	-	-	-	-
C-8	03/08/2002	34.68	25.30	9.38	0.00	0.00	<50	<0.50	<0.50	<0.50	<1.5	<2.5	-	-	-	-	-	-	-	-	-	-
C-8	06/19/2002 ¹²	34.68	24.93	9.75	0.00	0.00	-	-	-	-	-	-	-	-	-	-	-	-	-	-	-	-
C-8	09/11/2002 ¹²	34.68	25.92	8.76	0.00	0.00	-	-	-	-	-	-	-	-	-	-	-	-	-	-	-	-
C-8	12/11/2002 ¹²	34.68	27.31	7.37	0.00	0.00	-	-	-	-	-	-	-	-	-	-	-	-	-	-	-	-
C-8	03/11/2003	34.68	25.79	8.89	0.00	0.00	<50	<0.50	<0.50	<0.50	<1.5	<2.5	-	-	-	-	-	-	-	-	-	-
C-8	06/10/2003 ¹²	34.68	25.28	9.40	0.00	0.00	-	-	-	-	-	-	-	-	-	-	-	-	-	-	-	-
C-8	09/09/2003 ¹²	34.68	26.11	8.57	0.00	0.00	-	-	-	-	-	-	-	-	-	-	-	-	-	-	-	-

TABLE 1

GROUNDWATER MONITORING AND SAMPLING DATA
 CHEVRON SERVICE STATION 90076
 4265 FOOTHILL BOULEVARD
 OAKLAND, CALIFORNIA

Location	Date	TOC	DTW	GWE	LNAPL	LNAPL REMOVED	HYDROCARBONS	PRIMARY VOCs					ADDITIONAL VOCs	FIELD PARAMETERS				GENERAL CHEMISTRY			
							TPH-GRO	B	T	E	X	MTBE by SW8260	ETHANOL	Dissolved oxygen, prepurge	Dissolved oxygen, postpurge	Oxidation reduction potential, prepurge	Oxidation reduction potential, postpurge	Alkalinity, total (as CaCO3)	Ferrous iron	Nitrate (as N)	Sulfate
	Units	ft	ft	ft-amsl	ft	gallons	µg/L	µg/L	µg/L	µg/L	µg/L	µg/L	µg/L	µg/L	µg/L	millivolts	millivolts	µg/L	µg/L	µg/L	µg/L
C-8	12/09/2003 ¹²	34.68	28.51	6.17	0.00	0.00	-	-	-	-	-	-	-	-	-	-	-	-	-	-	-
C-8	03/09/2004 ⁷	34.68	23.98	10.70	0.00	0.00	<50	<0.5	<0.5	<0.5	<0.5	<0.5	<50	-	-	-	-	-	-	-	-
C-8	06/08/2004 ¹²	34.68	25.27	9.41	0.00	0.00	-	-	-	-	-	-	-	-	-	-	-	-	-	-	-
C-8	09/08/2004 ¹²	34.68	25.83	8.85	0.00	0.00	-	-	-	-	-	-	-	-	-	-	-	-	-	-	-
C-8	12/06/2004 ¹²	34.68	25.06	9.62	0.00	0.00	-	-	-	-	-	-	-	-	-	-	-	-	-	-	-
C-8	03/07/2005 ⁷	34.68	23.35	11.33	0.00	0.00	<50	<0.5	<0.5	<0.5	<0.5	<0.5	<50	-	-	-	-	-	-	-	-
C-8	06/06/2005 ¹²	34.68	22.84	11.84	0.00	0.00	-	-	-	-	-	-	-	-	-	-	-	-	-	-	-
C-8	09/06/2005 ¹²	34.68	24.91	9.77	0.00	0.00	-	-	-	-	-	-	-	-	-	-	-	-	-	-	-
C-8	12/05/2005 ¹²	34.68	24.16	10.52	0.00	0.00	-	-	-	-	-	-	-	-	-	-	-	-	-	-	-
C-8	03/06/2006 ⁷	34.68	22.55	12.13	0.00	0.00	<50	<0.5	<0.5	<0.5	<0.5	<0.5	<50	-	-	-	-	-	-	-	-
C-8	06/05/2006 ¹²	34.68	21.60	13.08	0.00	0.00	-	-	-	-	-	-	-	-	-	-	-	-	-	-	-
C-8	09/05/2006 ¹²	34.68	23.75	10.93	0.00	0.00	-	-	-	-	-	-	-	-	-	-	-	-	-	-	-
C-8	12/04/2006 ¹²	34.68	23.97	10.71	0.00	0.00	-	-	-	-	-	-	-	-	-	-	-	-	-	-	-
C-8	03/05/2007 ⁷	34.68	23.05	11.63	0.00	0.00	<50	<0.5	<0.5	<0.5	<0.5	<0.5	<50	-	-	-	-	-	-	-	-
C-8	06/04/2007 ¹²	34.68	22.11	12.57	0.00	0.00	-	-	-	-	-	-	-	-	-	-	-	-	-	-	-
C-8	09/07/2007 ¹²	34.68	24.07	10.61	0.00	0.00	-	-	-	-	-	-	-	-	-	-	-	-	-	-	-
C-8	12/06/2007 ¹²	34.68	24.38	10.30	0.00	0.00	-	-	-	-	-	-	-	-	-	-	-	-	-	-	-
C-8	03/06/2008 ⁷	34.68	23.36	11.32	0.00	0.00	<50	<0.5	<0.5	<0.5	<0.5	<0.5	<50	-	-	-	-	-	-	-	-
C-8	06/05/2008 ¹²	34.68	23.06	11.62	0.00	0.00	-	-	-	-	-	-	-	-	-	-	-	-	-	-	-
C-8	09/03/2008 ¹²	34.68	24.93	9.75	0.00	0.00	-	-	-	-	-	-	-	-	-	-	-	-	-	-	-
C-8	12/03/2008 ¹²	34.68	25.70	8.98	0.00	0.00	-	-	-	-	-	-	-	-	-	-	-	-	-	-	-
C-8	03/04/2009	34.68	23.98	10.70	0.00	0.00	<50	<0.5	<0.5	<0.5	<0.5	<0.5	<50	-	-	-	-	-	-	-	-

TABLE 1

GROUNDWATER MONITORING AND SAMPLING DATA
 CHEVRON SERVICE STATION 90076
 4265 FOOTHILL BOULEVARD
 OAKLAND, CALIFORNIA

Location	Date	TOC	DTW	GWE	LNAPL	LNAPL REMOVED	HYDROCARBONS					PRIMARY VOCS					ADDITIONAL VOCS		FIELD PARAMETERS				GENERAL CHEMISTRY			
							TPH-GRO	B	T	E	X	MTBE by SW8260	ETHANOL	Dissolved oxygen, prepurge	Dissolved oxygen, postpurge	Oxidation reduction potential, prepurge	Oxidation reduction potential, postpurge	Alkalinity, total (as CaCO3)	Ferrous iron	Nitrate (as N)	Sulfate					
Units	ft	ft	ft-amsl	ft	gallons	µg/L	µg/L	µg/L	µg/L	µg/L	µg/L	µg/L	µg/L	µg/L	µg/L	µg/L	µg/L	millivolts	millivolts	µg/L	µg/L	µg/L	µg/L			
C-8	06/09/2009 ¹²	34.68	23.85	12.83	0.00	0.00	-	-	-	-	-	-	-	-	-	-	-	-	-	-	-	-	-	-		
C-8	09/30/2009 ¹²	34.68	25.40	9.28	0.00	0.00	-	-	-	-	-	-	-	-	-	-	-	-	-	-	-	-	-	-		
C-8	03/22/2010	34.68	-	-	0.00	0.00	-	-	-	-	-	-	-	-	-	-	-	-	-	-	-	-	-	-		
C-8	09/16/2010 ¹²	34.68	24.34	10.34	0.00	0.00	-	-	-	-	-	-	-	-	-	-	-	-	-	-	-	-	-	-		
C-8	03/08/2011 ¹²	34.68	21.42	13.26	0.00	0.00	<50	<0.5	<0.5	<0.5	<0.5	<0.5	<50	-	-	-	-	-	-	-	-	-	-	-		
C-8	09/28/2011 ¹²	34.68	23.27	11.41	0.00	0.00	-	-	-	-	-	-	-	-	-	-	-	-	-	-	-	-	-	-		
C-8	03/08/2012 ¹²	34.68	24.22	10.46	0.00	0.00	<50	<0.5	<0.5	<0.5	<0.5	<0.5	<50	-	-	-	-	-	-	-	-	-	-	-		
C-8	09/20/2012 ¹²	34.68	25.01	9.67	0.00	0.00	-	-	-	-	-	-	-	-	-	-	-	-	-	-	-	-	-	-		
C-8	03/20/2013	34.68	23.93	10.75	0.00	0.00	<50	<0.5	<0.5	<0.5	<0.5	<0.5	<50	-	-	-	-	-	-	-	-	-	-	-		
C-8	09/18/2013¹²	34.68	25.19	9.49	0.00	0.00	-	-	-	-	-	-	-	-	-	-	-	-	-	-	-	-	-	-		
C-9	08/13/1996	-	28.27	-	0.00	0.00	ND	ND	ND	ND	ND	ND	-	-	-	-	-	-	-	-	-	-	-	-		
C-9	09/06/1996	-	28.47	-	0.00	0.00	<50	<0.5	<0.5	<0.5	<0.5	<2.5	-	-	-	-	-	-	-	-	-	-	-	-		
C-9	12/19/1996	30.68	29.29	1.39	0.00	0.00	<50	<0.5	<0.5	<0.5	<0.5	<2.5	-	-	-	-	-	-	-	-	-	-	-	-		
C-9	03/17/1997	30.68	27.57	3.11	0.00	0.00	<50	<0.5	<0.5	<0.5	<0.5	<2.5	-	-	-	-	-	-	-	-	-	-	-	-		
C-9	06/11/1997	30.68	28.27	2.41	0.00	0.00	<50	<0.5	<0.5	<0.5	<0.5	<2.5	-	-	-	-	-	-	-	-	-	-	-	-		
C-9	09/17/1997 ¹²	30.68	28.63	2.05	0.00	0.00	-	-	-	-	-	-	-	-	-	-	-	-	-	-	-	-	-	-		
C-9	12/11/1997	30.68	29.43	1.25	0.00	0.00	-	-	-	-	-	-	-	-	-	-	-	-	-	-	-	-	-	-		
C-9	03/12/1998	30.68	25.62	5.06	0.00	0.00	<50	<0.5	<0.5	<0.5	<0.5	<2.5	-	2.5	2.5	172	168	230	0.048	59	58	-	-			
C-9	06/23/1998	30.68	26.15	4.53	0.00	0.00	-	-	-	-	-	-	-	-	-	-	-	-	-	-	-	-	-	-		
C-9	09/01/1998	30.68	26.38	4.30	0.00	0.00	-	-	-	-	-	-	-	-	-	-	-	-	-	-	-	-	-	-		
C-9	12/30/1998	30.68	26.75	3.93	0.00	0.00	-	-	-	-	-	-	-	-	-	-	-	-	-	-	-	-	-	-		

TABLE 1

GROUNDWATER MONITORING AND SAMPLING DATA
 CHEVRON SERVICE STATION 90076
 4265 FOOTHILL BOULEVARD
 OAKLAND, CALIFORNIA

Location	Date	TOC	DTW	GWE	LNAPL	LNAPL REMOVED	HYDROCARBONS		PRIMARY VOCs					ADDITIONAL VOCs	FIELD PARAMETERS				GENERAL CHEMISTRY			
							TPH-GRO	B	T	E	X	MTBE by SW8260	ETHANOL	Dissolved oxygen, prepurge	Dissolved oxygen, postpurge	Oxidation reduction potential, prepurge	Oxidation reduction potential, postpurge	Alkalinity, total (as CaCO3)	Ferrous iron	Nitrate (as N)	Sulfate	
Units	ft	ft	ft-amsl	ft	gallons	µg/L	µg/L	µg/L	µg/L	µg/L	µg/L	µg/L	µg/L	µg/L	µg/L	µg/L	millivolts	millivolts	µg/L	µg/L	µg/L	µg/L
C-9	03/31/1999	30.68	25.33	5.35	0.00	0.00	<50	<0.5	<0.5	<0.5	<0.5	12.5	-	2.1	2.3	154	142	236	<500 ¹⁴	18	72.7	
C-9	06/14/1999	30.68	26.52	4.16	0.00	0.00	-	-	-	-	-	-	-	-	-	-	-	-	-	-	-	-
C-9	09/30/1999	30.68	26.79	3.89	0.00	0.00	-	-	-	-	-	-	-	-	-	-	-	-	-	-	-	-
C-9	12/22/1999	30.68	27.69	2.99	0.00	0.00	-	-	-	-	-	-	-	-	-	-	-	-	-	-	-	-
C-9	03/09/2000	30.68	26.04	4.64	0.00	0.00	<50	<0.5	<0.5	<0.5	0.75	<2.5	-	2.5	3.7	108	138	190	0.79	100	73	
C-9	06/23/2000	30.68	25.85	4.83	0.00	0.00	-	-	-	-	-	-	-	-	-	-	-	-	-	-	-	-
C-9	09/05/2000	30.68	26.69	3.99	0.00	0.00	-	-	-	-	-	-	-	-	-	-	-	-	-	-	-	-
C-9	12/04/2000	30.68	27.07	3.61	0.00	0.00	-	-	-	-	-	-	-	-	-	-	-	-	-	-	-	-
C-9	03/08/2001	30.68	25.75	4.93	0.00	0.00	<50.0	<0.500	<0.500	<0.500	<0.500	<2.50	-	-	-	-	-	-	-	-	-	-
C-9	06/07/2001 ¹²	30.68	25.50	5.18	0.00	0.00	-	-	-	-	-	-	-	-	-	-	-	-	-	-	-	-
C-9	09/13/2001 ¹²	30.68	26.55	4.13	0.00	0.00	-	-	-	-	-	-	-	-	-	-	-	-	-	-	-	-
C-9	12/13/2001 ¹²	30.68	26.77	3.91	0.00	0.00	-	-	-	-	-	-	-	-	-	-	-	-	-	-	-	-
C-9	03/08/2002	30.68	25.00	5.68	0.00	0.00	<50	<0.50	<0.50	<0.50	<1.5	<2.5	-	-	-	-	-	-	-	-	-	-
C-9	06/19/2002 ¹²	30.68	24.67	6.01	0.00	0.00	-	-	-	-	-	-	-	-	-	-	-	-	-	-	-	-
C-9	09/11/2002 ¹²	30.68	25.70	4.98	0.00	0.00	-	-	-	-	-	-	-	-	-	-	-	-	-	-	-	-
C-9	12/11/2002 ¹²	30.68	27.07	3.61	0.00	0.00	-	-	-	-	-	-	-	-	-	-	-	-	-	-	-	-
C-9	03/11/2003	30.68	24.48	6.20	0.00	0.00	<50	<0.50	<0.50	<0.50	<1.5	<2.5	-	-	-	-	-	-	-	-	-	-
C-9	06/10/2003 ¹²	30.68	25.00	5.68	0.00	0.00	-	-	-	-	-	-	-	-	-	-	-	-	-	-	-	-
C-9	09/09/2003 ¹²	30.68	25.80	4.88	0.00	0.00	-	-	-	-	-	-	-	-	-	-	-	-	-	-	-	-
C-9	12/09/2003 ¹²	30.68	28.22	2.46	0.00	0.00	-	-	-	-	-	-	-	-	-	-	-	-	-	-	-	-
C-9	03/09/2004 ⁷	30.68	23.86	6.82	0.00	0.00	<50	<0.5	<0.5	<0.5	<0.5	<0.5	<50	-	-	-	-	-	-	-	-	-
C-9	06/08/2004 ¹²	-- ¹⁰	25.21	-- ¹⁰	0.00	0.00	-	-	-	-	-	-	-	-	-	-	-	-	-	-	-	-

TABLE 1

GROUNDWATER MONITORING AND SAMPLING DATA
 CHEVRON SERVICE STATION 90076
 4265 FOOTHILL BOULEVARD
 OAKLAND, CALIFORNIA

Location	Date	TOC	DTW	GWE	LNAPL	LNAPL REMOVED	HYDROCARBONS		PRIMARY VOCs					ADDITIONAL VOCs	FIELD PARAMETERS				GENERAL CHEMISTRY				
							TPH-GRO	B	T	E	X	MTBE by SW8260	ETHANOL	Dissolved oxygen, prepurge	Dissolved oxygen, postpurge	Oxidation reduction potential, prepurge	Oxidation reduction potential, postpurge	Alkalinity, total (as CaCO3)	Ferrous iron	Nitrate (as N)	Sulfate		
Units	ft	ft	ft-amsl	ft	gallons	µg/L	µg/L	µg/L	µg/L	µg/L	µg/L	µg/L	µg/L	µg/L	µg/L	µg/L	millivolts	millivolts	µg/L	µg/L	µg/L	µg/L	
C-9	09/08/2004 ¹²	-- ¹⁰	25.61	-- ¹⁰	0.00	0.00	-	-	-	-	-	-	-	-	-	-	-	-	-	-	-	-	-
C-9	12/06/2004 ¹²	-- ¹⁰	24.77	-- ¹⁰	0.00	0.00	-	-	-	-	-	-	-	-	-	-	-	-	-	-	-	-	-
C-9	03/07/2005 ⁷	-- ¹⁰	23.18	-- ¹⁰	0.00	0.00	<50	<0.5	<0.5	<0.5	<0.5	<0.5	<50	-	-	-	-	-	-	-	-	-	-
C-9	06/06/2005 ¹²	-- ¹⁰	22.65	-- ¹⁰	0.00	0.00	-	-	-	-	-	-	-	-	-	-	-	-	-	-	-	-	-
C-9	09/06/2005 ¹²	-- ¹⁰	24.58	-- ¹⁰	0.00	0.00	-	-	-	-	-	-	-	-	-	-	-	-	-	-	-	-	-
C-9	12/05/2005 ¹²	-- ¹⁰	23.80	-- ¹⁰	0.00	0.00	-	-	-	-	-	-	-	-	-	-	-	-	-	-	-	-	-
C-9	03/06/2006 ⁷	-- ¹⁰	22.44	-- ¹⁰	0.00	0.00	<50	<0.5	<0.5	<0.5	<0.5	<0.5	<50	-	-	-	-	-	-	-	-	-	-
C-9	06/05/2006 ¹²	-- ¹⁰	21.54	-- ¹⁰	0.00	0.00	-	-	-	-	-	-	-	-	-	-	-	-	-	-	-	-	-
C-9	09/05/2006 ¹²	-- ¹⁰	23.49	-- ¹⁰	0.00	0.00	-	-	-	-	-	-	-	-	-	-	-	-	-	-	-	-	-
C-9	12/04/2006 ¹²	-- ¹⁰	23.72	-- ¹⁰	0.00	0.00	-	-	-	-	-	-	-	-	-	-	-	-	-	-	-	-	-
C-9	03/05/2007 ⁷	-- ¹⁰	22.97	-- ¹⁰	0.00	0.00	<50	<0.5	<0.5	<0.5	<0.5	<0.5	<50	-	-	-	-	-	-	-	-	-	-
C-9	06/04/2007 ¹²	-- ¹⁰	21.89	-- ¹⁰	0.00	0.00	-	-	-	-	-	-	-	-	-	-	-	-	-	-	-	-	-
C-9	09/07/2007 ¹²	-- ¹⁰	23.76	-- ¹⁰	0.00	0.00	-	-	-	-	-	-	-	-	-	-	-	-	-	-	-	-	-
C-9	12/06/2007 ¹²	-- ¹⁰	24.17	-- ¹⁰	0.00	0.00	-	-	-	-	-	-	-	-	-	-	-	-	-	-	-	-	-
C-9	03/06/2008 ⁷	-- ¹⁰	23.18	-- ¹⁰	0.00	0.00	<50	<0.5	<0.5	<0.5	<0.5	<0.5	<50	-	-	-	-	-	-	-	-	-	-
C-9	06/05/2008 ¹²	-- ¹⁰	23.11	-- ¹⁰	0.00	0.00	-	-	-	-	-	-	-	-	-	-	-	-	-	-	-	-	-
C-9	09/03/2008 ¹²	-- ¹⁰	24.91	-- ¹⁰	0.00	0.00	-	-	-	-	-	-	-	-	-	-	-	-	-	-	-	-	-
C-9	12/03/2008 ¹²	-- ¹⁰	25.51	-- ¹⁰	0.00	0.00	-	-	-	-	-	-	-	-	-	-	-	-	-	-	-	-	-
C-9	03/04/2009	-- ¹⁰	23.92	-- ¹⁰	0.00	0.00	<50	<0.5	<0.5	<0.5	<0.5	<0.5	<50	-	-	-	-	-	-	-	-	-	-
C-9	06/09/2009 ¹²	-- ¹⁰	23.68	-- ¹⁰	0.00	0.00	-	-	-	-	-	-	-	-	-	-	-	-	-	-	-	-	-
C-9	09/30/2009 ¹²	-- ¹⁰	25.41	-- ¹⁰	0.00	0.00	-	-	-	-	-	-	-	-	-	-	-	-	-	-	-	-	-
C-9	03/22/2010 ⁷	-- ¹⁰	22.37	-- ¹⁰	0.00	0.00	<50	<0.5	<0.5	<0.5	<0.5	<0.5	<50	-	-	-	-	-	-	-	-	-	-

TABLE 1

GROUNDWATER MONITORING AND SAMPLING DATA
 CHEVRON SERVICE STATION 90076
 4265 FOOTHILL BOULEVARD
 OAKLAND, CALIFORNIA

Location	Date	TOC	DTW	GWE	LNAPL	LNAPL REMOVED	HYDROCARBONS	PRIMARY VOCs					ADDITIONAL VOCs	FIELD PARAMETERS				GENERAL CHEMISTRY					
							TPH-GRO	B	T	E	X	MTBE by SW8260	ETHANOL	Dissolved oxygen, prepurge	Dissolved oxygen, postpurge	Oxidation reduction potential, prepurge	Oxidation reduction potential, postpurge	Alkalinity, total (as CaCO3)	Ferrous iron	Nitrate (as N)	Sulfate		
	Units	ft	ft	ft-amsl	ft	gallons	µg/L	µg/L	µg/L	µg/L	µg/L	µg/L	µg/L	µg/L	µg/L	µg/L	millivolts	millivolts	µg/L	µg/L	µg/L	µg/L	
C-9	09/16/2010 ¹²	-- ¹⁰	24.30	-- ¹⁰	0.00	0.00	-	-	-	-	-	-	-	-	-	-	-	-	-	-	-	-	-
C-9	03/08/2011 ¹²	-- ¹⁰	21.71	-- ¹⁰	0.00	0.00	<50	<0.5	<0.5	<0.5	<0.5	<0.5	<50	-	-	-	-	-	-	-	-	-	-
C-9	09/28/2011 ¹²	-- ¹⁰	23.36	-- ¹⁰	0.00	0.00	-	-	-	-	-	-	-	-	-	-	-	-	-	-	-	-	-
C-9	03/08/2012 ¹²	-- ¹⁰	24.44	-- ¹⁰	0.00	0.00	<50	<0.5	<0.5	<0.5	<0.5	<0.5	<50	-	-	-	-	-	-	-	-	-	-
C-9	09/20/2012 ¹²	-- ¹⁰	24.92	-- ¹⁰	0.00	0.00	-	-	-	-	-	-	-	-	-	-	-	-	-	-	-	-	-
C-9	03/20/2013	-- ¹⁰	23.36	-- ¹⁰	0.00	0.00	190	7	<0.5	2	2	<0.5	<50	-	-	-	-	-	-	-	-	-	-
C-9	09/18/2013¹²	-- ¹⁰	25.37	-- ¹⁰	0.00	0.00	-	-	-	-	-	-	-	-	-	-	-	-	-	-	-	-	-
C-10	09/09/2003 ^{7,8}	-	17.18	-	0.00	0.00	<50	<0.5	<0.5	<0.5	0.5	14	<50	-	-	-	-	-	-	-	-	-	-
C-10	12/09/2003 ⁷	-	14.24	-	0.00	0.00	<50	<0.5	<0.5	<0.5	<0.5	2	<50	-	-	-	-	-	-	-	-	-	-
C-10	03/09/2004 ⁷	38.37	9.70	28.67	0.00	0.00	<50	<0.5	<0.5	<0.5	<0.5	15	<50	-	-	-	-	-	-	-	-	-	-
C-10	06/08/2004 ⁷	38.37	11.70	26.67	0.00	0.00	<50	<0.5	<0.5	<0.5	<0.5	44	<50	-	-	-	-	-	-	-	-	-	-
C-10	09/08/2004 ⁷	38.37	13.00	25.37	0.00	0.00	<50	<0.5	<0.5	<0.5	<0.5	2	<50	-	-	-	-	-	-	-	-	-	-
C-10	12/06/2004 ⁷	38.37	12.53	25.84	0.00	0.00	<50	<0.5	<0.5	<0.5	<0.5	3	<50	-	-	-	-	-	-	-	-	-	-
C-10	03/07/2005 ⁷	38.38	7.84	30.54	0.00	0.00	<50	<0.5	<0.5	<0.5	<0.5	140	<50	-	-	-	-	-	-	-	-	-	-
C-10	06/06/2005 ⁷	38.38	9.62	28.76	0.00	0.00	<50	<0.5	<0.5	<0.5	<0.5	390	<50	-	-	-	-	-	-	-	-	-	-
C-10	09/06/2005 ⁷	38.39	11.58	26.81	0.00	0.00	<50	<0.5	<0.5	<0.5	<0.5	190	<50	-	-	-	-	-	-	-	-	-	-
C-10	12/05/2005 ⁷	38.39	10.88	27.51	0.00	0.00	<50	<0.5	<0.5	<0.5	<0.5	67	<50	-	-	-	-	-	-	-	-	-	-
C-10	03/06/2006 ⁷	38.39	7.37	31.02	0.00	0.00	<50	<0.5	<0.5	<0.5	<0.5	280	<50	-	-	-	-	-	-	-	-	-	-
C-10	06/05/2006 ⁷	38.39	9.25	29.14	0.00	0.00	<50	<0.5	<0.5	<0.5	<0.5	280	<50	-	-	-	-	-	-	-	-	-	-
C-10	09/05/2006 ⁷	38.39	10.38	28.01	0.00	0.00	<50	3	3	2	16	63	<50	-	-	-	-	-	-	-	-	-	-
C-10	12/04/2006 ⁷	38.39	10.65	27.74	0.00	0.00	<50	<0.5	<0.5	<0.5	<0.5	93	<50	-	-	-	-	-	-	-	-	-	-

TABLE 1

GROUNDWATER MONITORING AND SAMPLING DATA
 CHEVRON SERVICE STATION 90076
 4265 FOOTHILL BOULEVARD
 OAKLAND, CALIFORNIA

Location	Date	TOC	DTW	GWE	LNAPL	LNAPL REMOVED	HYDROCARBONS		PRIMARY VOCs					ADDITIONAL VOCs	FIELD PARAMETERS				GENERAL CHEMISTRY			
							TPH-GRO	B	T	E	X	MTBE by SW8260	ETHANOL	Dissolved oxygen, prepurge	Dissolved oxygen, postpurge	Oxidation reduction potential, prepurge	Oxidation reduction potential, postpurge	Alkalinity, total (as CaCO3)	Ferrous iron	Nitrate (as N)	Sulfate	
	Units	ft	ft	ft-amsl	ft	gallons	µg/L	µg/L	µg/L	µg/L	µg/L	µg/L	µg/L	µg/L	µg/L	µg/L	millivolts	millivolts	µg/L	µg/L	µg/L	µg/L
C-10	03/05/2007 ⁷	38.39	8.97	29.42	0.00	0.00	<50	<0.5	<0.5	<0.5	<0.5	100	<50	-	-	-	-	-	-	-	-	-
C-10	06/04/2007 ⁷	38.39	9.80	28.59	0.00	0.00	<50	<0.5	<0.5	<0.5	<0.5	48	<50	-	-	-	-	-	-	-	-	-
C-10	09/07/2007 ⁷	38.39	11.20	27.19	0.00	0.00	<50	<0.5	<0.5	<0.5	<0.5	18	<50	-	-	-	-	-	-	-	-	-
C-10	12/06/2007 ⁷	38.39	10.53	27.86	0.00	0.00	<50	<0.5	<0.5	<0.5	<0.5	19	<50	-	-	-	-	-	-	-	-	-
C-10	03/06/2008 ⁷	38.39	8.75	29.64	0.00	0.00	<50	<0.5	<0.5	<0.5	<0.5	43	<50	-	-	-	-	-	-	-	-	-
C-10	06/05/2008 ⁷	38.39	9.95	28.44	0.00	0.00	<50	<0.5	<0.5	<0.5	<0.5	25	<50	-	-	-	-	-	-	-	-	-
C-10	09/03/2008 ⁷	38.39	11.41	26.98	0.00	0.00	<50	<0.5	<0.5	<0.5	<0.5	12	<50	-	-	-	-	-	-	-	-	-
C-10	12/03/2008 ⁷	38.39	11.26	27.13	0.00	0.00	<50	<0.5	<0.5	<0.5	<0.5	8	<50	-	-	-	-	-	-	-	-	-
C-10	03/04/2009	38.39	7.16	31.23	0.00	0.00	<50	<0.5	<0.5	<0.5	<0.5	6	<50	-	-	-	-	-	-	-	-	-
C-10	06/09/2009 ⁷	38.39	9.66	28.73	0.00	0.00	<50	<0.5	<0.5	<0.5	<0.5	30	<50	-	-	-	-	-	-	-	-	-
C-10	09/30/2009 ⁷	38.39	10.92	27.47	0.00	0.00	<50	<0.5	<0.5	<0.5	<0.5	9	<50	-	-	-	-	-	-	-	-	-
C-10	03/22/2010 ⁷	38.39	7.47	30.92	0.00	0.00	<50	<0.5	<0.5	<0.5	<0.5	17	<50	-	-	-	-	-	-	-	-	-
C-10	09/16/2010	38.39	10.17	28.22	0.00	0.00	<50	<0.5	<0.5	<0.5	<0.5	12	<50	-	-	-	-	-	-	-	-	-
C-10	03/08/2011	38.39	8.50	29.89	0.00	0.00	<50	<0.5	<0.5	<0.5	<0.5	7	<50	-	-	-	-	-	-	-	-	-
C-10	09/28/2011	38.39	10.02	28.37	0.00	0.00	<50	<0.5	<0.5	<0.5	<0.5	6	<50	-	-	-	-	-	-	-	-	-
C-10	03/08/2012	38.39	12.80	25.59	0.00	0.00	<50	<0.5	<0.5	<0.5	<0.5	5	<50	-	-	-	-	-	-	-	-	-
C-10	09/20/2012	38.39	10.94	27.45	0.00	0.00	<50	<0.5	<0.5	<0.5	<0.5	0.8 J	<50	-	-	-	-	-	-	-	-	-
C-10	03/20/2013	38.39	9.29	29.10	0.00	0.00	<50	<0.5	<0.5	<0.5	<0.5	4	<50	-	-	-	-	-	-	-	-	-
C-10	09/18/2013	38.39	10.00	28.39	0.00	0.00	<50	<0.5	<0.5	<0.5	<0.5	<0.5	<50	-	-	-	-	-	-	-	-	-
QA	12/13/2001	-	-	-	-	-	<50	<0.50	<0.50	<0.50	<1.5	<2.5	-	-	-	-	-	-	-	-	-	-
QA	03/08/2002	-	-	-	-	-	<50	<0.50	<0.50	<0.50	<1.5	<2.5	-	-	-	-	-	-	-	-	-	-

TABLE 1

GROUNDWATER MONITORING AND SAMPLING DATA
 CHEVRON SERVICE STATION 90076
 4265 FOOTHILL BOULEVARD
 OAKLAND, CALIFORNIA

Location	Date	TOC	DTW	GWE	LNAPL	LNAPL REMOVED	HYDROCARBONS	PRIMARY VOCS					ADDITIONAL VOCS	FIELD PARAMETERS				GENERAL CHEMISTRY			
							TPH-GRO	B	T	E	X	MTBE by SW8260	ETHANOL	Dissolved oxygen, prepurge	Dissolved oxygen, postpurge	Oxidation reduction potential, prepurge	Oxidation reduction potential, postpurge	Alkalinity, total (as CaCO3)	Ferrous iron	Nitrate (as N)	Sulfate
	Units	ft	ft	ft-amsl	ft	gallons	µg/L	µg/L	µg/L	µg/L	µg/L	µg/L	µg/L	µg/L	µg/L	millivolts	millivolts	µg/L	µg/L	µg/L	µg/L
QA	06/19/2002	-	-	-	-	-	<50	<0.50	<0.50	<0.50	<1.5	<2.5	-	-	-	-	-	-	-	-	-
QA	09/11/2002	-	-	-	-	-	<50	<0.50	<0.50	<0.50	<1.5	<2.5	-	-	-	-	-	-	-	-	-
QA	12/11/2002	-	-	-	-	-	<50	<0.50	<0.50	<0.50	<1.5	<2.5	-	-	-	-	-	-	-	-	-
QA	03/11/2003	-	-	-	-	-	<50	<0.50	<0.50	<0.50	<1.5	<2.5	-	-	-	-	-	-	-	-	-
QA	06/10/2003 ⁷	-	-	-	-	-	<50	<0.5	<0.5	<0.5	<0.5	<0.5	-	-	-	-	-	-	-	-	-
QA	09/09/2003 ⁷	-	-	-	-	-	<50	<0.5	<0.5	<0.5	<0.5	<0.5	-	-	-	-	-	-	-	-	-
QA	12/09/2003 ⁷	-	-	-	-	-	<50	<0.5	<0.5	<0.5	<0.5	<0.5	-	-	-	-	-	-	-	-	-
QA	03/09/2004 ⁷	-	-	-	-	-	<50	<0.5	<0.5	<0.5	<0.5	<0.5	-	-	-	-	-	-	-	-	-
QA	06/08/2004 ⁷	-	-	-	-	-	<50	<0.5	<0.5	<0.5	<0.5	<0.5	-	-	-	-	-	-	-	-	-
QA	09/08/2004 ⁷	-	-	-	-	-	<50	<0.5	<0.5	<0.5	<0.5	<0.5	-	-	-	-	-	-	-	-	-
QA	12/06/2004 ⁷	-	-	-	-	-	<50	<0.5	<0.5	<0.5	<0.5	<0.5	-	-	-	-	-	-	-	-	-
QA	03/07/2005 ⁷	-	-	-	-	-	<50	<0.5	<0.5	<0.5	<0.5	<0.5	-	-	-	-	-	-	-	-	-
QA	06/06/2005 ⁷	-	-	-	-	-	<50	<0.5	<0.5	<0.5	<0.5	<0.5	-	-	-	-	-	-	-	-	-
QA	09/06/2005 ⁷	-	-	-	-	-	<50	<0.5	<0.5	<0.5	<0.5	<0.5	-	-	-	-	-	-	-	-	-
QA	12/05/2005 ⁷	-	-	-	-	-	<50	<0.5	<0.5	<0.5	<0.5	<0.5	-	-	-	-	-	-	-	-	-
QA	03/06/2006 ⁷	-	-	-	-	-	<50	<0.5	<0.5	<0.5	<0.5	<0.5	-	-	-	-	-	-	-	-	-
QA	06/05/2006 ⁷	-	-	-	-	-	<50	<0.5	<0.5	<0.5	<0.5	<0.5	-	-	-	-	-	-	-	-	-
QA	09/05/2006 ⁷	-	-	-	-	-	<50	<0.5	<0.5	<0.5	<0.5	<0.5	-	-	-	-	-	-	-	-	-
QA	12/04/2006 ⁷	-	-	-	-	-	<50	<0.5	<0.5	<0.5	<0.5	<0.5	-	-	-	-	-	-	-	-	-
QA	03/05/2007 ⁷	-	-	-	-	-	<50	<0.5	<0.5	<0.5	<0.5	<0.5	-	-	-	-	-	-	-	-	-
QA	06/04/2007 ⁷	-	-	-	-	-	<50	<0.5	<0.5	<0.5	<0.5	<0.5	-	-	-	-	-	-	-	-	-
QA	09/07/2007 ⁷	-	-	-	-	-	<50	<0.5	<0.5	<0.5	<0.5	<0.5	-	-	-	-	-	-	-	-	-

TABLE 1

GROUNDWATER MONITORING AND SAMPLING DATA
 CHEVRON SERVICE STATION 90076
 4265 FOOTHILL BOULEVARD
 OAKLAND, CALIFORNIA

Location	Date	TOC	DTW	GWE	LNAPL	LNAPL REMOVED	HYDROCARBONS	PRIMARY VOCs					ADDITIONAL VOCs	FIELD PARAMETERS				GENERAL CHEMISTRY				
							TPH-GRO	B	T	E	X	MTBE by SW8260	ETHANOL	Dissolved oxygen, prepurge	Dissolved oxygen, postpurge	Oxidation reduction potential, prepurge	Oxidation reduction potential, postpurge	Alkalinity, total (as CaCO3)	Ferrous iron	Nitrate (as N)	Sulfate	
	Units	ft	ft	ft-amsl	ft	gallons	µg/L	µg/L	µg/L	µg/L	µg/L	µg/L	µg/L	µg/L	µg/L	µg/L	millivolts	millivolts	µg/L	µg/L	µg/L	µg/L
QA	12/06/2007 ⁷	-	-	-	-	-	<50	<0.5	<0.5	<0.5	<0.5	<0.5	-	-	-	-	-	-	-	-	-	-
QA	03/06/2008 ⁷	-	-	-	-	-	<50	<0.5	<0.5	<0.5	<0.5	<0.5	-	-	-	-	-	-	-	-	-	-
QA	06/05/2008 ⁷	-	-	-	-	-	<50	<0.5	<0.5	<0.5	<0.5	<0.5	-	-	-	-	-	-	-	-	-	-
QA	09/03/2008 ⁷	-	-	-	-	-	<50	<0.5	<0.5	<0.5	<0.5	<0.5	-	-	-	-	-	-	-	-	-	-
QA	12/03/2008 ⁷	-	-	-	-	-	<50	<0.5	<0.5	<0.5	<0.5	<0.5	-	-	-	-	-	-	-	-	-	-
QA	06/09/2009 ⁷	-	-	-	-	-	<50	<0.5	<0.5	<0.5	<0.5	<0.5	-	-	-	-	-	-	-	-	-	-
QA	09/30/2009 ⁷	-	-	-	-	-	<50	<0.5	<0.5	<0.5	<0.5	<0.5	-	-	-	-	-	-	-	-	-	-
QA	03/22/2010 ⁷	-	-	-	-	-	<50	<0.5	<0.5	<0.5	<0.5	<0.5	-	-	-	-	-	-	-	-	-	-
QA	09/16/2010	-	-	-	-	-	<50	<0.5	<0.5	<0.5	<0.5	<0.5	<50	-	-	-	-	-	-	-	-	-
QA	03/08/2011	-	-	-	-	-	<50	<0.5	<0.5	<0.5	<0.5	<0.5	-	-	-	-	-	-	-	-	-	-
QA	09/28/2011	-	-	-	-	-	<50	<0.5	<0.5	<0.5	<0.5	<0.5	-	-	-	-	-	-	-	-	-	-
QA	03/08/2012	-	-	-	-	-	<50	<0.5	<0.5	<0.5	<0.5	<0.5	-	-	-	-	-	-	-	-	-	-
QA	09/20/2012	-	-	-	-	-	<50	<0.5	<0.5	<0.5	<0.5	<0.5	-	-	-	-	-	-	-	-	-	-
QA	03/20/2013	-	-	-	-	-	<50	<0.5	<0.5	<0.5	<0.5	<0.5	-	-	-	-	-	-	-	-	-	-
QA	09/18/2013	-	-	-	-	-	<50	<0.5	<0.5	<0.5	<0.5	<0.5	-	-	-	-	-	-	-	-	-	-
Trip Blank	04/28/1989	-	-	-	-	-	<500	<0.5	<0.5	<0.5	<0.5	-	-	-	-	-	-	-	-	-	-	-
Trip Blank	08/08/1989	-	-	-	-	-	<500	<0.5	<0.5	<0.5	<0.5	-	-	-	-	-	-	-	-	-	-	-
Trip Blank	08/27/1990	-	-	-	-	-	<50	<0.3	<0.3	<0.3	<0.6	-	-	-	-	-	-	-	-	-	-	-
Trip Blank	11/14/1990	-	-	-	-	-	<50	<0.3	<0.3	<0.3	<0.6	-	-	-	-	-	-	-	-	-	-	-
Trip Blank	06/18/1991	-	-	-	-	-	<50	<0.5	<0.5	<0.5	<0.5	-	-	-	-	-	-	-	-	-	-	-
Trip Blank	09/19/1991	-	-	-	-	-	<50	<0.5	<0.5	<0.5	<0.5	-	-	-	-	-	-	-	-	-	-	-

TABLE 1

GROUNDWATER MONITORING AND SAMPLING DATA
 CHEVRON SERVICE STATION 90076
 4265 FOOTHILL BOULEVARD
 OAKLAND, CALIFORNIA

Location	Date	TOC	DTW	GWE	LNAPL	LNAPL REMOVED	HYDROCARBONS	PRIMARY VOCs					ADDITIONAL VOCs	FIELD PARAMETERS				GENERAL CHEMISTRY			
							TPH-GRO	B	T	E	X	MTBE by SW8260	ETHANOL	Dissolved oxygen, prepurge	Dissolved oxygen, postpurge	Oxidation reduction potential, prepurge	Oxidation reduction potential, postpurge	Alkalinity, total (as CaCO3)	Ferrous iron	Nitrate (as N)	Sulfate
	Units	ft	ft	ft-amsl	ft	gallons	µg/L	µg/L	µg/L	µg/L	µg/L	µg/L	µg/L	µg/L	µg/L	millivolts	millivolts	µg/L	µg/L	µg/L	µg/L
Trip Blank	12/20/1991	-	-	-	-	-	<50	<0.5	<0.5	<0.5	<0.5	-	-	-	-	-	-	-	-	-	-
Trip Blank	03/18/1992	-	-	-	-	-	<50	<0.5	<0.5	<0.5	<0.5	-	-	-	-	-	-	-	-	-	-
Trip Blank	07/14/1992	-	-	-	-	-	<50	<0.5	<0.5	<0.5	<0.5	-	-	-	-	-	-	-	-	-	-
Trip Blank	10/08/1992	-	-	-	-	-	<50	<0.5	<0.5	<0.5	<0.5	-	-	-	-	-	-	-	-	-	-
Trip Blank	01/08/1993	-	-	-	-	-	<50	<0.5	<0.5	<0.5	<0.5	-	-	-	-	-	-	-	-	-	-
Trip Blank	04/14/1993	-	-	-	-	-	<50	<0.5	<0.5	<0.5	<0.5	-	-	-	-	-	-	-	-	-	-
Trip Blank	07/16/1993	-	-	-	-	-	<50	<0.5	<0.5	<0.5	<0.5	-	-	-	-	-	-	-	-	-	-
Trip Blank	09/21/1993	-	-	-	-	-	<50	<0.5	<0.5	<0.5	<0.8	-	-	-	-	-	-	-	-	-	-
Trip Blank	01/28/1994	-	-	-	-	-	<50	<0.5	<0.5	<0.5	<0.5	-	-	-	-	-	-	-	-	-	-
Trip Blank	03/17/1994	-	-	-	-	-	<50	<0.5	<0.5	<0.5	<0.5	-	-	-	-	-	-	-	-	-	-
Trip Blank	06/16/1994	-	-	-	-	-	<50	<0.5	<0.5	<0.5	<0.5	-	-	-	-	-	-	-	-	-	-
Trip Blank	09/22/1994	-	-	-	-	-	<50	<0.5	<0.5	<0.5	<0.5	-	-	-	-	-	-	-	-	-	-
Trip Blank	12/15/1994	-	-	-	-	-	<50	<0.5	<0.5	<0.5	<0.5	-	-	-	-	-	-	-	-	-	-
Trip Blank	03/30/1995	-	-	-	-	-	<50	<0.5	<0.5	<0.5	<0.5	-	-	-	-	-	-	-	-	-	-
Trip Blank	06/20/1995	-	-	-	-	-	<50	<0.5	<0.5	<0.5	<0.5	-	-	-	-	-	-	-	-	-	-
Trip Blank	09/20/1995	-	-	-	-	-	<50	<0.5	<0.5	<0.5	<0.5	-	-	-	-	-	-	-	-	-	-
Trip Blank	12/06/1995	-	-	-	-	-	<50	<0.5	<0.5	<0.5	<0.5	-	-	-	-	-	-	-	-	-	-
Trip Blank	03/21/1996	-	-	-	-	-	<50	<0.5	<0.5	<0.5	<0.5	<2.5	-	-	-	-	-	-	-	-	-
Trip Blank	06/21/1996	-	-	-	-	-	<50	<0.5	<0.5	<0.5	<0.5	<2.5	-	-	-	-	-	-	-	-	-
Trip Blank	09/06/1996	-	-	-	-	-	<50	<0.5	<0.5	<0.5	<0.5	-	-	-	-	-	-	-	-	-	-
Trip Blank	12/19/1996	-	-	-	-	-	<50	<0.5	<0.5	<0.5	<0.5	<2.5	-	-	-	-	-	-	-	-	-
Trip Blank	03/17/1997	-	-	-	-	-	<50	<0.5	<0.5	<0.5	<0.5	<2.5	-	-	-	-	-	-	-	-	-

TABLE 1

GROUNDWATER MONITORING AND SAMPLING DATA
 CHEVRON SERVICE STATION 90076
 4265 FOOTHILL BOULEVARD
 OAKLAND, CALIFORNIA

Location	Date	TOC	DTW	GWE	LNAPL	LNAPL REMOVED	HYDROCARBONS	PRIMARY VOCs				ADDITIONAL VOCs	FIELD PARAMETERS				GENERAL CHEMISTRY				
							TPH-GRO	B	T	E	X	MTBE by SW8260	ETHANOL	Dissolved oxygen, prepurge	Dissolved oxygen, postpurge	Oxidation reduction potential, prepurge	Oxidation reduction potential, postpurge	Alkalinity, total (as CaCO3)	Ferrous iron	Nitrate (as N)	Sulfate
	Units	ft	ft	ft-amsl	ft	gallons	µg/L	µg/L	µg/L	µg/L	µg/L	µg/L	µg/L	µg/L	µg/L	millivolts	millivolts	µg/L	µg/L	µg/L	µg/L
Trip Blank	06/11/1997	-	-	-	-	-	<50	<0.5	<0.5	<0.5	<0.5	<2.5	-	-	-	-	-	-	-	-	-
Trip Blank	09/17/1997	-	-	-	-	-	<50	<0.5	<0.5	<0.5	<0.5	<2.5	-	-	-	-	-	-	-	-	-
Trip Blank	12/11/1997	-	-	-	-	-	<50	<0.5	<0.5	<0.5	<0.5	<2.5	-	-	-	-	-	-	-	-	-
Trip Blank	03/12/1998	-	-	-	-	-	<50	<0.5	<0.5	<0.5	<0.5	<2.5	-	-	-	-	-	-	-	-	-
Trip Blank	06/23/1998	-	-	-	-	-	<50	<0.5	<0.5	<0.5	<0.5	<2.5	-	-	-	-	-	-	-	-	-
Trip Blank	09/01/1998	-	-	-	-	-	<50	<0.5	<0.5	<0.5	<0.5	<2.5	-	-	-	-	-	-	-	-	-
Trip Blank	12/30/1998	-	-	-	-	-	<50	<0.5	<0.5	<0.5	<0.5	<2.0	-	-	-	-	-	-	-	-	-
Trip Blank	03/31/1999	-	-	-	-	-	<50	<0.5	<0.5	<0.5	<0.5	<2.0	-	-	-	-	-	-	-	-	-
Trip Blank	06/14/1999	-	-	-	-	-	<50	<0.5	<0.5	<0.5	<0.5	<2.5	-	-	-	-	-	-	-	-	-
Trip Blank	12/22/1999	-	-	-	-	-	<50	<0.5	<0.5	<0.5	<0.5	<2.5	-	-	-	-	-	-	-	-	-
Trip Blank	06/23/2000	-	-	-	-	-	<50	<0.50	<0.50	<0.50	<0.50	<2.5	-	-	-	-	-	-	-	-	-
Trip Blank	09/05/2000	-	-	-	-	-	<50	<0.50	<0.50	<0.50	<0.50	<2.5	-	-	-	-	-	-	-	-	-
Trip Blank	12/04/2000	-	-	-	-	-	<50	<0.50	<0.50	<0.50	<0.50	<2.5	-	-	-	-	-	-	-	-	-
Trip Blank	03/08/2001	-	-	-	-	-	<50.0	<0.500	<0.500	<0.500	<0.500	<2.50	-	-	-	-	-	-	-	-	-
Trip Blank	06/07/2001	-	-	-	-	-	<50	<0.50	<0.50	<0.50	<0.50	<2.5	-	-	-	-	-	-	-	-	-
Trip Blank	09/13/2001	-	-	-	-	-	<50	<0.50	<0.50	<0.50	<0.50	<2.5	-	-	-	-	-	-	-	-	-

Abbreviations and Notes:

TOC = Top of casing

DTW = Depth to water

GWE = Groundwater elevation

(ft-amsl) = Feet above mean sea level

**GROUNDWATER MONITORING AND SAMPLING DATA
CHEVRON SERVICE STATION 90076
4265 FOOTHILL BOULEVARD
OAKLAND, CALIFORNIA**

Location	Date	TOC	DTW	GWE	LNAPLT	LNAPL REMOVED	HYDROCARBONS	PRIMARY VOCS					ADDITIONAL VOCS	FIELD PARAMETERS				GENERAL CHEMISTRY			
							TPH-GRO	B	T	E	X	MTBE by SW8260	ETHANOL	Dissolved oxygen, prepurge	Dissolved oxygen, postpurge	Oxidation reduction potential, prepurge	Oxidation reduction potential, postpurge	Alkalinity, total (as CaCO3)	Ferrous iron	Nitrate (as N)	Sulfate
Units	ft	ft	ft-amsl	ft	gallons	µg/L	µg/L	µg/L	µg/L	µg/L	µg/L	µg/L	µg/L	µg/L	µg/L	millivolts	millivolts	µg/L	µg/L	µg/L	µg/L

ft = Feet

µg/L = Micrograms per liter

TPH-GRO = Total petroleum hydrocarbons - gasoline range organics

VOCS = Volatile Organic Compounds

B = Benzene

T = Toluene

E = Ethylbenzene

X = Xylene

MTBE = Methyl tert-butyl ether

-- = Not available or not applicable

<x = Not detected above laboratory method detection limit

J = Estimated value between method detection limit and laboratory reporting limit

* TOC elevation for C-10 was surveyed on September 26, 2003, by Virgil Chavez Land Surveying. The benchmark for this survey was a City of Oakland No. 1589, a cut square in the sidewalk at the mid-return at the west corner of High Street and Foothill Blvd., (Benchmark Elevation = 38.54 feet, NGVD 29).

** GWE corrected for the presence of LNAPL; correction factor: [(TOC - DTW) + (LNAPLT x 0.80)].

1 Confirmation run.

2 Sample was analyzed past hold-time, the results should be considered as estimated.

3 ORC present in well.

4 Laboratory report indicates gasoline C6-C12.

5 Laboratory report indicates sample was originally analyzed within holding time. Re-analysis for confirmation or dilution was performed past the recommended holding time.

6 Laboratory report indicates hydrocarbon pattern is present in the requested fuel quantitation range but does not resemble the pattern of the requested fuel.

7 BTEX and MTBE by EPA Method 8260.

TABLE 1

GROUNDWATER MONITORING AND SAMPLING DATA
 CHEVRON SERVICE STATION 90076
 4265 FOOTHILL BOULEVARD
 OAKLAND, CALIFORNIA

Location	Date	TOC	DTW	GWE	LNAPL	LNAPL REMOVED	HYDROCARBONS	PRIMARY VOCS					ADDITIONAL VOCS	FIELD PARAMETERS				GENERAL CHEMISTRY			
							TPH-GRO	B	T	E	X	MTBE by SW8260	ETHANOL	Dissolved oxygen, prepurge	Dissolved oxygen, postpurge	Oxidation reduction potential, prepurge	Oxidation reduction potential, postpurge	Alkalinity, total (as CaCO3)	Ferrous iron	Nitrate (as N)	Sulfate
Units	ft	ft	ft-amsl	ft	gallons	µg/L	µg/L	µg/L	µg/L	µg/L	µg/L	µg/L	µg/L	µg/L	µg/L	millivolts	millivolts	µg/L	µg/L	µg/L	µg/L

- 8 Well development performed.
- 9 ORC removed from well.
- 10 TOC has been altered; unable to determine an accurate GWE.
- 11 Laboratory confirmed result.
- 12 Sampled annually.
- 13 Inaccessible
- 14 Analyzed in part per billion (ppb)

ATTACHMENT A

MONITORING DATA PACKAGE



October 4, 2013

Chevron Environmental Management Company
Catalina Devine
6111 Bollinger Canyon Rd.
San Ramon, CA 94583

Third Quarter 2013 Monitoring at
Chevron Service Station 90076
4265 Foothill Blvd.
Oakland, CA

Monitoring performed on September 18, 2013

Blaine Tech Services, Inc. Groundwater Monitoring Event 130918-JO1

This submission covers the routine monitoring of groundwater wells conducted on September 18, 2013 at this location. Ten monitoring wells were measured for depth to groundwater (DTW). Seven monitoring wells were sampled. All sampling activities were performed in accordance with local, state and federal guidelines.

Water levels measurements were collected using an electronic slope indicator. All sampled wells were purged of three case volumes, depending on well recovery, or until water temperature, pH and conductivity stabilized. Purging was accomplished using electric submersible pumps, positive air displacement pumps, or stainless steel, Teflon, or disposable bailers. Subsequent sample collection and sample handling was performed in accordance with EPA protocols. Alternately, where applicable, wells were sampled utilizing no-purge methodology. All reused equipment was decontaminated in an integrated stainless steel sink with de-ionized water supplied Hotsy pressure washer and Liquinox or equivalent.

Third Quarter Groundwater Monitoring at Chevron 90076, 4265 Foothill Blvd., Oakland, CA

SAN JOSE

SACRAMENTO

LOS ANGELES

SAN DIEGO

1680 ROGERS AVENUE

SAN JOSE, CA 95112-1105

(408) 573-0555

FAX (408) 573-7771

LIC. 746684

www.blainetech.com

Samples were delivered under chain-of-custody to Lancaster Laboratories of Lancaster, Pennsylvania, for analysis. Monitoring well purgewater and equipment rinsate water was collected and transported under bill-of-lading to Blaine Tech of San Jose, California.

Enclosed documentation from this event includes copies of the Well Gauging Sheet, Well Monitoring Data Sheets, and Chain-of-Custody.

Blaine Tech Services, Inc.'s activities at this site consisted of objective data and sample collection only. No interpretation of analytical results, defining of hydrogeologic conditions or formulation of recommendations was performed.

Please call if you have any questions.

Sincerely,



Dustin Becker
Blaine Tech Services, Inc.
Senior Project Manager

attachments: SOP
Well Gauging Sheet
Individual Well Monitoring Data Sheets
Chain of Custody
Wellhead Inspection Form
Bill of Lading
Calibration Log

cc: CRA
Attn: Nathan Lee
5900 Hollis St. Suite A
Emeryville, CA 94608

Third Quarter Groundwater Monitoring at Chevron 90076, 4265 Foothill Blvd., Oakland, CA

SAN JOSE

SACRAMENTO

LOS ANGELES

SAN DIEGO

1680 ROGERS AVENUE

SAN JOSE, CA 95112-1105

(408) 573-0555

FAX (408) 573-7771

LIC. 746684

www.blainetech.com

BLAINE TECH SERVICES, INC. METHODS AND PROCEDURES FOR THE ROUTINE MONITORING OF GROUNDWATER WELLS AT CHEVRON SITES

Blaine Tech Services, Inc. performs environmental sampling and documentation as an independent third party. We specialize in groundwater monitoring assignments and intentionally limit the scope of our services to those centered on the generation of objective information.

To avoid conflicts of interest, Blaine Tech Services, Inc. personnel do not evaluate or interpret the information we collect. As a state licensed contractor (C-57 well drilling –water – 746684) performing strictly technical services, we do not make any professional recommendations and perform no consulting of any kind.

SAMPLING PROCEDURES OVERVIEW

SAFETY

All groundwater monitoring assignments performed for Chevron comply with Chevron's safety guidelines, 29 CFR 1910.120 and SB-198 Injury and Illness Prevention Program (IIPP). All Field Technicians receive the full 40-hour 29CFR 1910.120 OSHA SARA HAZWOPER course, medical clearance and on-the-job training prior to commencing any work on any Chevron site.

INSPECTION AND GAUGING

Wells are inspected prior to evacuation and sampling. The condition of the wellhead is checked and noted according to a wellhead inspection checklist.

Standard measurements include the depth to water (DTW) and the total well depth (TD) obtained with industry standard electronic water level indicators that are graduated in increments of hundredths of a foot.

The water in each well is inspected for the presence of immiscibles. When free product is suspected, its presence is confirmed using an electronic interface probe (e.g. GeoTech). No samples are collected from a well containing product.

TRADITIONAL PURGING & SAMPLING

Evacuation

Depth to water measurements are collected by our personnel prior to purging and minimum purge volumes are calculated anew for each well based on the height of the water column and the diameter of the well. Expected purge volumes are never less than three case volumes and are set at no less than four case volumes in some jurisdictions.

Well purging devices are selected on the basis of the well diameter and the total volume to be evacuated. In most cases the well will be purged using an electric submersible pump (i.e. Grundfos) suspended near (but not touching) the bottom of the well.

Parameter Stabilization

Well purging completion standards include minimum purge volumes, but additionally require stabilization of specific groundwater parameters prior to sample collection. Typical groundwater parameters used to measure stability are electrical conductivity, pH, and temperature. Instrument readings are obtained at regular intervals during the evacuation process (no less than once per case volume).

Stabilization standards for routine quarterly monitoring of fuel sites include the following: Temperature is considered to have stabilized when successive readings do not fluctuate more than +/- 1 degree Celsius. Electrical conductivity is considered stable when successive readings are within 10%. pH is considered to be stable when successive readings remain constant or vary no more than 0.2 of a pH unit.

Sample Collection

All samples are collected using disposable bailers.

Sample Containers

Sample material is decanted directly from the sampling bailer into sample containers provided by the laboratory that will analyze the samples. The transfer of sample material from the bailer to the sample container conforms to specifications contained in the USEPA T.E.G.D. The type of sample container, material of construction, method of closure and filling requirements are specific to the intended analysis. Chemicals needed to preserve the sample material are commonly placed inside the sample containers by the laboratory or glassware vendor prior to delivery of the bottle to our personnel. The laboratory sets the number of replicate containers.

Dewatered Wells

Normal evacuation removes no less than three case volumes of water from the well. However, less water may be removed in cases where the well dewateres and does not immediately recharge.

Measuring Recharge

Upon completion of well purging, a depth to water measurement is collected and notated to ensure that the well has recharged to within 80% of its static, pre-purge level prior to sampling.

Wells that do not immediately show 80% recharge or dewatered wells will be allowed approximately 2 hours to recharge prior to sampling or will be sampled at site departure. All wells requiring off-site traffic control in the public right-of-way, the 80% recharge rule may be disregarded in the interests of Health and Safety. The sample may be collected as soon as there is sufficient water. The water level at time of sampling will be noted.

Dissolved Oxygen Measurements

Dissolved Oxygen readings are taken pre- and/or post-purge using YSI meters (e.g. YSI Model 550) or HACH field test kits.

The YSI meters are able to collect accurate in-situ readings. The probe allows downhole measurements to be taken from wells with diameters as small as two inches. The probe and reel is decontaminated between wells as described above. The meter is calibrated

as per the instructions in the operating manual. The probe is lowered into the water column and the reading is allowed to stabilize prior to collection.

Oxidation Reduction Potential Measurements (ORP)

All readings are obtained with either Corning or Myron-L meters (e.g. Corning ORP-65 or a Myron-L Ultrameter). The meter is cleaned between wells as described above. The meter is calibrated at the start of each day according to the instruction manual.

LOW FLOW SAMPLING USING SAMPLE-PRO BLADDER PUMP

Calibration

Calibrate YSI Flow Cell as per manufacturer's specifications. Thoroughly rinse probe and cup between parameters. Calibration order as follows:

1. pH (use 3-point calibration of 7, 4, 10)
2. Oxygen Reduction Potential (ORP)
3. Specific Conductance
4. Dissolved Oxygen (DO) (calibrate simulating 100% oxygen saturation)

Purging & Sampling Collection

1. Insert new bladder into Sample-Pro pump housing.
2. Remove dedicated PE tubing from the well or start with new PE tubing cut to the required length.
3. Attach the PE tubing to the Sample-Pro Bladder Pump.
4. Gently lower the Sample-Pro Bladder Pump, and PE tubing into the well, placing the Sample-Pro Bladder Pump intake at the center of the screened interval. Take care to minimize disturbance to the water column.
5. Direct effluent line into YSI 556 Flow Cell.
6. Set Sample-Pro Bladder Pump speed at 100 - 500 ml/min.
7. Collect water quality parameter measurements for temperature, pH, conductivity, turbidity, DO and ORP every 3-5 minutes.
8. Monitor drawdown during purging with electronic water level meter. Record water level with each parameter measurement. **MAXIMUM DRAWDOWN IS 0.33 FEET.**
9. Collect parameter measurements until stability is achieved. Stability is defined as three consecutive measurements where:

Temp	± 1 ° Celsius
pH	± 0.1
Conductivity	± 3%
Turbidity	± 10% NTU
DO	± 0.3 mg/l
ORP	± 10 Mv

10. Sample may be collected once stability is achieved and at least one system volume of water removed from the well.
11. Disconnect effluent line from YSI 556 Flow Cell.
12. Sample through effluent line while maintaining constant flow rate.
13. Remove Sample-Pro Bladder Pump, and PE tubing from well.
14. Detach and reinstall dedicated PE tubing in well.

PURGEWATER CONTAINMENT

All non-hazardous purgewater evacuated from each groundwater monitoring well is captured and contained in on-board storage tanks on the Sampling Vehicle and/or special water hauling trailers. Effluent from the decontamination of reusable apparatus (sounders, electric pumps and hoses etc.), consisting of groundwater combined with deionized water and non-phosphate soap, is also captured and pumped into effluent tanks.

Non-hazardous purgewater is transported under standard Bill of Lading or Non-Hazardous Waste Manifest to a Blaine Tech Services, Inc. facility before being transported to a Chevron approved disposal facility

TRIP BLANKS

Trip Blanks, if requested, are taken to the site and kept inside the sample cooler for the duration of the event. They are turned over to the laboratory for analysis with the samples from that site.

DUPLICATES

Duplicates, if requested, may be collected at a site.

SAMPLE STORAGE

All sample containers are promptly placed in food grade ice chests for storage in the field and transport (direct or via our facility) to the designated analytical laboratory. These ice chests contain quantities of restaurant grade ice as a refrigerant material. The samples are maintained in either an ice chest or a refrigerator until relinquished into the custody of the laboratory or laboratory courier.

DOCUMENTATION CONVENTIONS

A label must be affixed to all sample containers. In most cases these labels are generated by our office personnel and are partially preprinted. Labels can also be hand written by our field personnel. The site is identified with the store number and site address, as is the particular groundwater well from which the sample is drawn (e.g. MW-1, MW-2, S-1 etc.). The time and date of sample collection along with the initials of the person who collects the sample are handwritten onto the label. Field documentation is contemporaneous.

DECONTAMINATION

All equipment is brought to the site in clean and serviceable condition and is cleaned after use in each well and before subsequent use in any other well. Equipment such as hose reels, pumps and bailers is decontaminated before leaving the site.

The primary decontamination device is a commercial steam cleaner. The steam cleaner is de-tuned to function as a hot pressure washer that is then operated with high quality deionized water that is produced at our facility and stored onboard our sampling vehicle. Cleaning is

facilitated by the use of proprietary fixtures and devices included in the patented workstation (U.S. Patent 5,535,775) that is incorporated in each sampling vehicle.

Any sensitive equipment or parts (i.e. Dissolved Oxygen sensor membrane, water level indicator, etc.) that cannot be washed using the high pressure water, will be sprayed with a non-phosphate soap and deionized water solution and rinsed with deionized water.

FERROUS IRON MEASUREMENTS

All field measurements are collected at time of sampling with a HACH test kit.

WELL GAUGING DATA

Project # 130918-J01 Date 9-18-13 Client Chevron

Site 4265 Foothill Blvd Oakland CA.

Well ID	Time	Well Size (in.)	Sheen / Odor	Depth to Immiscible Liquid (ft.)	Thickness of Immiscible Liquid (ft.)	Volume of Immiscibles Removed (ml)	Depth to water (ft.)	Depth to well bottom (ft.)	Survey Point: TOB or TOC	Notes
C-1	1242	3					12.50	37.88		
C-2	1303	3					14.90	36.40		
C-3	1239	3					19.90	39.12		
C-4	1306	3					9.73	36.29		
C-5	1310	2					20.29	44.20		
C-6	1250	2					21.68	53.62		
C-7	1255	2					25.00	50.85		
C-8	1315	2					25.19	56.80		
C-9	1320	2					25.37	45.57		
C-10	1235	2					10.00	29.87		

CHEVRON WELL MONITORING DATA SHEET

Project #: 130910-J01	Station #: 9-0076
Sampler: Jo	Date: 9-19-13
Weather: clear	Ambient Air Temperature: 75° F
Well I.D.: C-1	Well Diameter: 2 (3) 4 6 8
Total Well Depth: 37.88	Depth to Water: 12.5L
Depth to Free Product: —	Thickness of Free Product (feet): —
Referenced to: (PVC) Grade	D.O. Meter (if req'd): YSI HACH
DTW with 80% Recharge [(Height of Water Column x 0.20) + DTW]: 17.62	

Purge Method:

- Bailer
- Disposable Bailer
- Positive Air Displacement
- Electric Submersible
- Waterra
- Peristaltic
- Extraction Pump
- Other: _____

Sampling Method:

- Bailer
- Disposable Bailer
- Extraction Port
- Dedicated Tubing

Other: _____

4.0	(Gals.) X	3	=	12	Gals.
1 Case Volume		Specified Volumes		Calculated Volume	

Well Diameter	Multiplier	Well Diameter	Multiplier
1"	0.04	4"	0.65
2"	0.16	6"	1.47
3"	0.37	Other	radius ² * 0.163

Time	Temp (°F)	pH	Cond. (mS or <u>μS</u>)	Turbidity (NTUs)	Gals. Removed	Observations
1400	69.8	7.17	1077	24	4.0	
						well dewatered @ 6 gallons
1510	69.9	7.20	1071	20	—	

Did well dewater? (Yes) No Gallons actually evacuated: 6.0

Sampling Date: 9-19-13 Sampling Time: 1510 Depth to Water: 12.60

Sample I.D.: C-1 Laboratory: Lancaster Other: _____

Analyzed for: TPH-G BTEX MTBE OXYS Other: Spe COE

Duplicate I.D.: Analyzed for: TPH-G BTEX MTBE OXYS Other: _____

D.O. (if req'd):	Pre-purge:	mg/L	Post-purge:	mg/L
O.R.P. (if req'd):	Pre-purge:	mV	Post-purge:	mV

CHEVRON WELL MONITORING DATA SHEET

Project #: 130910-J6	Station #: 9-0076
Sampler: Jo	Date: 9-18-13
Weather: clear	Ambient Air Temperature: 75°
Well I.D.: C-2	Well Diameter: 2 (3) 4 6 8
Total Well Depth: 36.40	Depth to Water: 14.90
Depth to Free Product: —	Thickness of Free Product (feet): —
Referenced to: PVC Grade	D.O. Meter (if req'd): YSI HACH
DTW with 80% Recharge [(Height of Water Column x 0.20) + DTW]:	

Purge Method:

- Bailer
- Disposable Bailer
- Positive Air Displacement
- Electric Submersible
- Waterra
- Peristaltic
- Extraction Pump
- Other _____

Sampling Method:

- Bailer
- Disposable Bailer
- Extraction Port
- Dedicated Tubing
- Other: _____

7.9	(Gals.) X	3	=	23.7	Gals.
1 Case Volume		Specified Volumes		Calculated Volume	

Well Diameter	Multiplier	Well Diameter	Multiplier
1"	0.04	4"	0.65
2"	0.16	6"	1.47
3"	0.37	Other	radius ² * 0.163

Time	Temp (°F)	pH	Cond. (mS or μS)	Turbidity (NTUs)	Gals. Removed	Observations
1440	68.2	6.84	921	33	7.9	
			Well down lateral @		9.0 gallons	
1550	68.3	6.83	919	38	—	

Did well dewater? Yes No Gallons actually evacuated: 9.0

Sampling Date: 9-18-13 Sampling Time: 1550 Depth to Water:

Sample I.D.: C-2 Laboratory: Lancaster Other _____

Analyzed for: TPH-G BTEX MTBE OXYS Other: See Coe

Duplicate I.D.: Analyzed for: TPH-G BTEX MTBE OXYS Other:

D.O. (if req'd):	Pre-purge:	mg/L	Post-purge:	mg/L
O.R.P. (if req'd):	Pre-purge:	mV	Post-purge:	mV

CHEVRON WELL MONITORING DATA SHEET

Project #: 130910-501	Station #: 9-0076
Sampler: JD	Date: 9-18-13
Weather: clear	Ambient Air Temperature: 75°F
Well I.D.: C-3	Well Diameter: 2 (3) 4 6 8
Total Well Depth: 39.12	Depth to Water: 19.90
Depth to Free Product: —	Thickness of Free Product (feet): —
Referenced to: PVC Grade	D.O. Meter (if req'd): YSI HACH
DTW with 80% Recharge [(Height of Water Column x 0.20) + DTW]: 23.74	

Purge Method:

- Bailer
 Disposable Bailer
 Positive Air Displacement
 Electric Submersible
 Waterra
 Peristaltic
 Extraction Pump
 Other _____

Sampling Method:

- Bailer
 Disposable Bailer
 Extraction Port
 Dedicated Tubing
 Other: _____

7.1	(Gals.) X	3	=	21.3	Gals.
1 Case Volume		Specified Volumes		Calculated Volume	

Well Diameter	Multiplier	Well Diameter	Multiplier
1"	0.04	4"	0.65
2"	0.16	6"	1.47
3"	0.37	Other	radius ² * 0.163

Time	Temp (°F)	pH	Cond. (mS or μS)	Turbidity (NTUs)	Gals. Removed	Observations
1410	69.5	7.22	1021	19	7.1	
		well dewatered		@ 8 gals/hr		
1520	69.9	7.27	1020	17	←	

Did well dewater? Yes No Gallons actually evacuated: 8.0

Sampling Date: 9-18-13 Sampling Time: 1520 Depth to Water: 19.93

Sample I.D.: C-3 Laboratory: Lancaster Other _____

Analyzed for: TPH-G BTEX MTBE OXYS Other: see COC

Duplicate I.D.: Analyzed for: TPH-G BTEX MTBE OXYS Other:

D.O. (if req'd):	Pre-purge:	mg/L	Post-purge:	mg/L
O.R.P. (if req'd):	Pre-purge:	mV	Post-purge:	mV

CHEVRON WELL MONITORING DATA SHEET

Project #: 130919-J01	Station #: 9-0076
Sampler: J0	Date: 9-18-17
Weather: clear	Ambient Air Temperature: 75°
Well I.D.: C-4	Well Diameter: 2 (3) 4 6 8
Total Well Depth: 36.29	Depth to Water: 9.73
Depth to Free Product: —	Thickness of Free Product (feet): —
Referenced to: (PVC) Grade	D.O. Meter (if req'd): YSI HACH
DTW with 80% Recharge [(Height of Water Column x 0.20) + DTW]: 15.04	

Purge Method:

- Bailer
 Disposable Bailer
 Positive Air Displacement
 Electric Submersible
 Waterra
 Peristaltic
 Extraction Pump
 Other _____

Sampling Method:

- Bailer
 Disposable Bailer
 Extraction Port
 Dedicated Tubing
 Other: _____

$9.842 \text{ (Gals.)} \times 3 = 29.4 \text{ Gals.}$
 I Case Volume Specified Volumes Calculated Volume

Well Diameter	Multiplier	Well Diameter	Multiplier
1"	0.04	4"	0.65
2"	0.16	6"	1.47
3"	0.37	Other	radius ² * 0.163

Time	Temp (°F)	pH	Cond. (mS or μS)	Turbidity (NTUs)	Gals. Removed	Observations
1450	68.3	6.89	1021	39	9.8	
		well dewatered		11 gallons		
1600	68.3	6.87	1029	30	—	

Did well dewater? Yes No Gallons actually evacuated: 11
 Sampling Date: 9-18-17 Sampling Time: 1600 Depth to Water: 16.12 (site report)

Sample I.D.: C-4 Laboratory: (Lancaster) Other _____

Analyzed for: TPH-G BTEX MTBE OXYS Other: see col

Duplicate I.D.: Analyzed for: TPH-G BTEX MTBE OXYS Other:

D.O. (if req'd):	Pre-purge:	mg/L	Post-purge:	mg/L
	O.R.P. (if req'd):	mV	Post-purge:	mV

CHEVRON WELL MONITORING DATA SHEET

Project #: 130919-501	Station #: 9-0076
Sampler: Jo	Date: 9-18-13
Weather: clear	Ambient Air Temperature: 75
Well I.D.: C-6	Well Diameter: ② 3 4 6 8
Total Well Depth: 53.02	Depth to Water: 21.68
Depth to Free Product: —	Thickness of Free Product (feet): —
Referenced to: <u>PVC</u> Grade	D.O. Meter (if req'd): YSI HACH
DTW with 80% Recharge [(Height of Water Column x 0.20) + DTW]: 28.00	

Purge Method: Bailer Waterra Disposable Bailer
 Disposable Bailer Peristaltic Extraction Port
 Positive Air Displacement Extraction Pump Dedicated Tubing
Electric Submersible Other _____ Other: _____

5.1 (Gals.) X 3 = 15.3 Gals.
 1 Case Volume Specified Volumes Calculated Volume

Well Diameter	Multiplier	Well Diameter	Multiplier
1"	0.04	4"	0.65
2"	0.16	6"	1.47
3"	0.37	Other	radius ² * 0.163

Time	Temp (°F)	pH	Cond. (mS or μS)	Turbidity (NTUs)	Gals. Removed	Observations
1420	68.5	7.09	1000	291	5.1	
		well	dewatered	@ 7 gallons		
1530	68.9	7.10	999	30	—	

Did well dewater? Yes No Gallons actually evacuated: 7.0

Sampling Date: 9-18-13 Sampling Time: 1530 Depth to Water: 21.77

Sample I.D.: C-6 Laboratory: Lancaster Other _____

Analyzed for: TPH-G BTEX MTBE OXYS Other: see coc

Duplicate I.D.: _____ Analyzed for: TPH-G BTEX MTBE OXYS Other: _____

D.O. (if req'd):	Pre-purge:	mg/L	Post-purge:	mg/L
O.R.P. (if req'd):	Pre-purge:	mV	Post-purge:	mV

CHEVRON WELL MONITORING DATA SHEET

Project #: 132919-61	Station #: 9-0076
Sampler: JO	Date: 9-18-17
Weather: clear	Ambient Air Temperature: 75°
Well I.D.: C-7	Well Diameter: (2) 3 4 6 8
Total Well Depth: 50.85	Depth to Water: 25.00
Depth to Free Product: —	Thickness of Free Product (feet): —
Referenced to: (PVC) Grade	D.O. Meter (if req'd): YSI HACH
DTW with 80% Recharge [(Height of Water Column x 0.20) + DTW]:	

Purge Method:

- Bailer
- Disposable Bailer
- Positive Air Displacement
- Electric Submersible
- Waterra
- Peristaltic
- Extraction Pump
- Other: _____

Sampling Method:

- Bailer
- Disposable Bailer
- Extraction Port
- Dedicated Tubing
- Other: _____

41	(Gals.) X	3	=	12.3	Gals.
1 Case Volume		Specified Volumes		Calculated Volume	

Well Diameter	Multiplier	Well Diameter	Multiplier
1"	0.04	4"	0.65
2"	0.16	6"	1.47
3"	0.37	Other	radius ² * 0.163

Time	Temp (°F)	pH	Cond. (mS or <u>µS</u>)	Turbidity (NTUs)	Gals. Removed	Observations
1430	68.4	6.81	1203	29	4.1	
		well dewatered		7.0	gallons	
1540	68.6	6.80	1197	30	—	

Did well dewater? (Yes) No Gallons actually evacuated: 70

Sampling Date: 9-18-17 Sampling Time: 1540 Depth to Water: 25.12

Sample I.D.: C-7 Laboratory: (Lancaster) Other: _____

Analyzed for: TPH-G BTEX MTBE OXYS Other: See COE

Duplicate I.D.: Analyzed for: TPH-G BTEX MTBE OXYS Other: _____

D.O. (if req'd):	Pre-purge:	mg/L	Post-purge:	mg/L
	O.R.P. (if req'd):	mV	Post-purge:	mV

CHEVRON WELL MONITORING DATA SHEET

Project #: 130918-501	Station #: 9-0076
Sampler: Jo	Date: 9-10-13
Weather: clear	Ambient Air Temperature: 75°
Well I.D.: C-10	Well Diameter: (2) 3 4 6 8
Total Well Depth: 29.87	Depth to Water: 10.00
Depth to Free Product: —	Thickness of Free Product (feet): —
Referenced to: (PVC) Grade	D.O. Meter (if req'd): YSI HACH
DTW with 80% Recharge [(Height of Water Column x 0.20) + DTW]: 13.97	

Purge Method: Bailer Waterra Disposable Bailer Peristaltic Positive Air Displacement Extraction Pump Electric Submersible Other _____

Sampling Method: Bailer Disposable Bailer Extraction Port Dedicated Tubing Other: _____

3.1 (Gals.) X 3 = 9.3 Gals.
 1 Case Volume Specified Volumes Calculated Volume

Well Diameter	Multiplier	Well Diameter	Multiplier
1"	0.04	4"	0.65
2"	0.16	6"	1.47
3"	0.37	Other	radius ² * 0.163

Time	Temp (°F)	pH	Cond. (mS or μS)	Turbidity (NTUs)	Gals. Removed	Observations
1342	67.1	6.81	922	129	3.1	
1344	67.2	6.83	930	131	6.2	
1346	67.3	6.84	934	132	9.7	

Did well dewater? Yes No Gallons actually evacuated: 9.3

Sampling Date: 9-10-13 Sampling Time: 1350 Depth to Water: 12.97

Sample I.D.: C-10 Laboratory: Lancaster Other _____

Analyzed for: TPH-G BTEX MTBE OXYS Other: _____

Duplicate I.D.: _____ Analyzed for: TPH-G BTEX MTBE OXYS Other: _____

D.O. (if req'd):	Pre-purge:	mg/L	Post-purge:	mg/L
O.R.P. (if req'd):	Pre-purge:	mV	Post-purge:	mV

CHAIN OF CUSTODY FORM

Chevron Environmental Management Company ■ 6111 Bollinger Canyon Rd. ■ San Ramon, CA 94583

COC 1 of 1

Chevron Site Number: <u>90076</u> Chevron Site Global ID: <u>TO600100339</u> Chevron Site Address: <u>4265 Foothill Blvd., Oakland, CA</u> Chevron PM: <u>CATALINA DEVINE</u> Chevron PM Phone No.: <u>(925)790-3949</u> <input checked="" type="checkbox"/> Retail and Terminal Business Unit (RTBU) Job <input checked="" type="checkbox"/> Construction/Retail Job				Chevron Consultant: <u>CRA</u> Address: <u>5900 Hollis St. Suite A Emeryville.</u> CA Consultant Contact: <u>Nathan Lee</u> Consultant Phone No. <u>510-420-3333</u> Consultant Project No. <u>130918-501</u> Sampling Company: <u>Blaine Tech Services</u> Sampled By (Print): <u>J. Ortiz</u> Sampler Signature: _____				ANALYSES REQUIRED												
Charge Code: <u>NWRTB-0090076-0-OML</u> NWRTB 00SITE NUMBER-0- WBS (WBS ELEMENTS: SITE ASSESSMENT: A1L REMEDIATION IMPLEMENTATION: R5L SITE MONITORING: OML OPERATION MAINTENANCE & MONITORING: M1L THIS IS A LEGAL DOCUMENT. ALL FIELDS MUST BE FILLED OUT CORRECTLY AND COMPLETELY.				Lancaster Laboratories <input checked="" type="checkbox"/> Lancaster, PA Lab Contact: Jill Parker 2425 New Holland Pike, Lancaster, PA 17601 Phone No: (717)656-2300		Other Lab _____ _____ _____ _____ _____		Temp. Blank Check Time Temp. <u>1430</u> <u>24</u> _____ _____ _____ _____ _____		EPA 8260B/GC/MS TPH-G <input type="checkbox"/> BIEX <input checked="" type="checkbox"/> MIBEX <input checked="" type="checkbox"/> OXYGENATES <input type="checkbox"/> HVOC <input type="checkbox"/>	EPA 8015B GRO <input checked="" type="checkbox"/> DRO <input type="checkbox"/> ORO <input type="checkbox"/> HC SCREEN <input type="checkbox"/>	EPA 8021B BTEX <input type="checkbox"/> MTBE <input type="checkbox"/>	EPA 6010 Ca, Fe, K, Mg, Mn, Na	EPA 6010/7000 TITLE 22 METALS <input type="checkbox"/> TTLC <input type="checkbox"/> STLC <input type="checkbox"/>	EPA 310.1 ALKALINITY <input type="checkbox"/>	SM2510B SPECIFIC CONDUCTIVITY	EPA 418.1 TRPH <input type="checkbox"/>	EPA 8260 ETHANOL	EPA 8015 TPH-D <input type="checkbox"/>	Preservation Codes H = HCL T = Thiosulfate N = HNO ₃ B = NaOH S = H ₂ SO ₄ O = Other
SAMPLE ID				Sample Time	# of Containers	Container Type	EPA 8260B/GC/MS TPH-G <input type="checkbox"/> BIEX <input checked="" type="checkbox"/> MIBEX <input checked="" type="checkbox"/> OXYGENATES <input type="checkbox"/> HVOC <input type="checkbox"/>	EPA 8015B GRO <input checked="" type="checkbox"/> DRO <input type="checkbox"/> ORO <input type="checkbox"/> HC SCREEN <input type="checkbox"/>	EPA 8021B BTEX <input type="checkbox"/> MTBE <input type="checkbox"/>	EPA 6010 Ca, Fe, K, Mg, Mn, Na	EPA 6010/7000 TITLE 22 METALS <input type="checkbox"/> TTLC <input type="checkbox"/> STLC <input type="checkbox"/>	EPA 310.1 ALKALINITY <input type="checkbox"/>	SM2510B SPECIFIC CONDUCTIVITY	EPA 418.1 TRPH <input type="checkbox"/>	EPA 8260 ETHANOL	EPA 8015 TPH-D <input type="checkbox"/>	Special Instructions Must meet lowest detection limits possible for 8260 Compounds			
Field Point Name	Matrix	Top Depth	Date (yymmdd)															Notes/Comments		
C-1	W		130918	1510	6	VOAS	X	X												
C-2				1550			X	X												
C-3				1520			X	X												
C-4				1600			X	X												
C-6				1530			X	X												
C-7				1540			X	X												
C-10				1350			X	X												
QA	T				2		X	X												
Relinquished By			Company	Date/Time:		Relinquished To			Company	Date/Time		Turnaround Time: Standard <input checked="" type="checkbox"/> 24 Hours <input type="checkbox"/> 48 hours <input type="checkbox"/> 72 Hours <input type="checkbox"/> Other <input type="checkbox"/>								
Relinquished By			Company	Date/Time		Relinquished To			Company	Date/Time		Sample Integrity: (Check by lab on arrival)								
Relinquished By			Company	Date/Time		Relinquished To			Company	Date/Time		Intact: _____ On Ice: _____ Temp: _____ COC # _____								

WELLHEAD INSPECTION CHECKLIST

Client Chercom Date 9-18-13

Site Address 4265 Foothill Blvd, Oakland

Job Number 130918-101 Technician JG

Well ID	Well Inspected - No Corrective Action Required	WELL IS SECURABLE BY DESIGN (12" or less)	WELL IS CLEARLY MARKED WITH THE WORDS "MONITORING WELL" (12" or less)	Water Bailed From Wellbox	Wellbox Components Cleaned	Cap Replaced	Lock Replaced	Other Action Taken (explain below)	Well Not Inspected (explain below)	Repair Order Submitted
C-1								X		
C-2								X		
C-3								X		
C-4								X		
C-5	X	X	X							
C-6								X		
C-7	X	X	X							
C-8								X		
C-9										
C-10	X	X	X							

NOTES: C-1 Chusty Box, C-2 Vault, C-4 212 Tabs
Stripped, C-6 Slip Cap, C-8 Slip Cap, C-9 Slip Cap

SOURCE RECORD **BILL OF LADING**
 FOR PURGEWATER RECOVERED FROM
 GROUNDWATER WELLS AT CHEVRON FACILITIES IN
 THE STATE OF CALIFORNIA. THE PURGE- WATER
 WHICH HAS BEEN RECOVERED FROM GROUND-
 WATER WELLS IS COLLECTED BY THE CONTRACTOR
 AND HAULED TO THEIR FACILITY IN SAN JOSE,
 CALIFORNIA FOR TEMPORARILY HOLDING PENDING
 TRANSPORT BY OTHERS TO FINAL DESTINATION.

The contractor performing this work is BLAINE TECH SERVICES,
 INC. (BLAINE TECH), 1680 Rogers Ave. San Jose CA (408) 573-
 0555). BLAINE TECH. is authorized by Chevron Environmental
 Management Company (CHEVRON EMC) to recover, collect,
 apportion into loads, and haul the purgewater that is drawn from
 wells at the CHEVRON EMC facility indicated below and to
 deliver that purgewater to BLAINE TECH for temporarily holding.
 Transport routing of the purgewater may be direct from one
 CHEVRON EMC facility to BLAINE TECH; from one CHEVRON
 EMC facility to BLAINE TECH via another CHEVRON EMC
 facility; or any combination thereof. The well purgewater is and
 remains the property of CHEVRON EMC.

This **Source Record BILL OF LADING** was
 initiated to cover the recovery of Non-Hazardous Well
 Purgewater from wells at the Chevron facility described
 below:

<u>9-0076</u>	<u>Catalina Deune</u>
CHEVRON #	Chevron Engineer
<u>4765</u>	<u>Foothill Blvd</u>
street number	street name
<u>Oakland</u>	<u>CA</u>
city	state

WELL I.D.	GALS.	WELL I.D.	GALS.
<u>C-1</u>	<u>1 6.0</u>	<u> </u>	<u> </u>
<u>C-2</u>	<u>1 9.0</u>	<u> </u>	<u> </u>
<u>C-3</u>	<u>1 8.0</u>	<u> </u>	<u> </u>
<u>C-4</u>	<u>1 11.0</u>	<u> </u>	<u> </u>
<u>C-6</u>	<u>1 7.0</u>	<u> </u>	<u> </u>
<u>C-7</u>	<u>1 7.0</u>	<u> </u>	<u> </u>
<u>C-10</u>	<u>1 9.3</u>	<u> </u>	<u> </u>
<u> </u>	<u> </u>	<u> </u>	<u> </u>
added equip.	<u>1 1.0</u>	any other	<u> </u>
rinse water	<u> </u>	adjustments	<u> </u>
TOTAL GALS.	<u>503.59</u>	loaded onto	<u> </u>
RECOVERED	<u> </u>	BTS vehicle #	<u>85</u>

BTS event #	time	date
<u>130918-61</u>	<u>1600</u>	<u>9/1/15</u>
Transporter signature <u>[Signature]</u>		

REC'D AT <u>BTS</u>	time	date
	<u>170</u>	<u>9/18/15</u>

Unloaded/received by signature [Signature]

ATTACHMENT B

LABORATORY ANALYTICAL REPORT

ANALYTICAL RESULTS

Prepared by:

Eurofins Lancaster Laboratories Environmental
2425 New Holland Pike
Lancaster, PA 17601

Prepared for:

Chevron
6001 Bollinger Canyon Rd L4310
San Ramon CA 94583

October 02, 2013

Project: 90076

Submittal Date: 09/20/2013

Group Number: 1420519

PO Number: 0015119899

Release Number: SHRILL HOPKINS

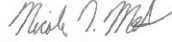
State of Sample Origin: CA

<u>Client Sample Description</u>	<u>Lancaster Labs (LL) #</u>
C-1-W-130918 NA Water	7206457
C-2-W-130918 NA Water	7206458
C-3-W-130918 NA Water	7206459
C-4-W-130918 NA Water	7206460
C-6-W-130918 NA Water	7206461
C-7-W-130918 NA Water	7206462
C-10-W-130918 NA Water	7206463
QA-T-130918 NA Water	7206464

The specific methodologies used in obtaining the enclosed analytical results are indicated on the Laboratory Sample Analysis Record.

ELECTRONIC COPY TO	Chevron c/o CRA	Attn: Report Contact
ELECTRONIC COPY TO	Blaine Tech Services, Inc.	Attn: Dustin Becker
ELECTRONIC COPY TO	Chevron	Attn: Anna Avina
ELECTRONIC COPY TO	CRA	Attn: Nathan Lee
ELECTRONIC COPY TO	CRA	Attn: Ian Hull

Respectfully Submitted,



Nicole L. Maljovec
Principal Specialist Group Leader

(717) 556-7259

Sample Description: C-1-W-130918 NA Water
Facility# 90076 BTST
4265 Foothill Blvd-Oakland T0600100339

LL Sample # WW 7206457
LL Group # 1420519
Account # 10991

Project Name: 90076

Collected: 09/18/2013 15:10 by JO

Chevron

6001 Bollinger Canyon Rd L4310
San Ramon CA 94583

Submitted: 09/20/2013 17:30

Reported: 10/02/2013 16:51

FBO01

CAT No.	Analysis Name	CAS Number	As Received Result	As Received Method Detection Limit*	As Received Limit of Quantitation	Dilution Factor
GC/MS Volatiles SW-846 8260B						
10943	Benzene	71-43-2	N.D.	0.5	1	1
10943	Ethanol	64-17-5	N.D.	50	250	1
10943	Ethylbenzene	100-41-4	N.D.	0.5	1	1
10943	Methyl Tertiary Butyl Ether	1634-04-4	4	0.5	1	1
10943	Toluene	108-88-3	N.D.	0.5	1	1
10943	Xylene (Total)	1330-20-7	N.D.	0.5	1	1
GC Volatiles SW-846 8015B						
01728	TPH-GRO N. CA water C6-C12	n.a.	N.D.	50	100	1

General Sample Comments

State of California Lab Certification No. 2501

All QC is compliant unless otherwise noted. Please refer to the Quality Control Summary for overall QC performance data and associated samples.

Laboratory Sample Analysis Record

CAT No.	Analysis Name	Method	Trial#	Batch#	Analysis Date and Time	Analyst	Dilution Factor
10943	UST VOCs by 8260B - Water	SW-846 8260B	1	F132713AA	09/28/2013 23:39	Anita M Dale	1
01163	GC/MS VOA Water Prep	SW-846 5030B	1	F132713AA	09/28/2013 23:39	Anita M Dale	1
01728	TPH-GRO N. CA water C6-C12	SW-846 8015B	1	13267A07A	09/25/2013 04:32	Marie D Beamenderfer	1
01146	GC VOA Water Prep	SW-846 5030B	1	13267A07A	09/25/2013 04:32	Marie D Beamenderfer	1

*=This limit was used in the evaluation of the final result

Sample Description: C-2-W-130918 NA Water
Facility# 90076 BTST
4265 Foothill Blvd-Oakland T0600100339

LL Sample # WW 7206458
LL Group # 1420519
Account # 10991

Project Name: 90076

Collected: 09/18/2013 15:50 by JO

Chevron

6001 Bollinger Canyon Rd L4310
San Ramon CA 94583

Submitted: 09/20/2013 17:30

Reported: 10/02/2013 16:51

FBO02

CAT No.	Analysis Name	CAS Number	As Received Result	As Received Method Detection Limit*	As Received Limit of Quantitation	Dilution Factor
GC/MS Volatiles SW-846 8260B			ug/l	ug/l	ug/l	
10943	Benzene	71-43-2	230	10	20	20
10943	Ethanol	64-17-5	N.D.	50	250	1
10943	Ethylbenzene	100-41-4	150	0.5	1	1
10943	Methyl Tertiary Butyl Ether	1634-04-4	42	0.5	1	1
10943	Toluene	108-88-3	13	0.5	1	1
10943	Xylene (Total)	1330-20-7	290	0.5	1	1
GC Volatiles SW-846 8015B			ug/l	ug/l	ug/l	
01728	TPH-GRO N. CA water C6-C12	n.a.	15,000	500	1,000	10

General Sample Comments

State of California Lab Certification No. 2501

All QC is compliant unless otherwise noted. Please refer to the Quality Control Summary for overall QC performance data and associated samples.

Laboratory Sample Analysis Record

CAT No.	Analysis Name	Method	Trial#	Batch#	Analysis Date and Time	Analyst	Dilution Factor
10943	UST VOCs by 8260B - Water	SW-846 8260B	1	F132713AA	09/29/2013 00:01	Anita M Dale	20
10943	UST VOCs by 8260B - Water	SW-846 8260B	1	Z132732AA	09/30/2013 15:57	Daniel H Heller	1
01163	GC/MS VOA Water Prep	SW-846 5030B	1	F132713AA	09/29/2013 00:01	Anita M Dale	20
01163	GC/MS VOA Water Prep	SW-846 5030B	2	Z132732AA	09/30/2013 15:57	Daniel H Heller	1
01728	TPH-GRO N. CA water C6-C12	SW-846 8015B	1	13267A07A	09/25/2013 07:33	Marie D Beamenderfer	10
01146	GC VOA Water Prep	SW-846 5030B	1	13267A07A	09/25/2013 07:33	Marie D Beamenderfer	10

*=This limit was used in the evaluation of the final result

Sample Description: C-3-W-130918 NA Water
Facility# 90076 BTST
4265 Foothill Blvd-Oakland T0600100339

LL Sample # WW 7206459
LL Group # 1420519
Account # 10991

Project Name: 90076

Collected: 09/18/2013 15:20 by JO

Chevron

6001 Bollinger Canyon Rd L4310
San Ramon CA 94583

Submitted: 09/20/2013 17:30

Reported: 10/02/2013 16:51

FBO03

CAT No.	Analysis Name	CAS Number	As Received Result	As Received Method Detection Limit*	As Received Limit of Quantitation	Dilution Factor
GC/MS Volatiles SW-846 8260B						
10943	Benzene	71-43-2	N.D.	0.5	1	1
10943	Ethanol	64-17-5	N.D.	50	250	1
10943	Ethylbenzene	100-41-4	N.D.	0.5	1	1
10943	Methyl Tertiary Butyl Ether	1634-04-4	N.D.	0.5	1	1
10943	Toluene	108-88-3	N.D.	0.5	1	1
10943	Xylene (Total)	1330-20-7	N.D.	0.5	1	1
GC Volatiles SW-846 8015B						
01728	TPH-GRO N. CA water C6-C12	n.a.	N.D.	50	100	1

General Sample Comments

State of California Lab Certification No. 2501

All QC is compliant unless otherwise noted. Please refer to the Quality Control Summary for overall QC performance data and associated samples.

Laboratory Sample Analysis Record

CAT No.	Analysis Name	Method	Trial#	Batch#	Analysis Date and Time	Analyst	Dilution Factor
10943	UST VOCs by 8260B - Water	SW-846 8260B	1	F132713AA	09/28/2013 22:33	Anita M Dale	1
01163	GC/MS VOA Water Prep	SW-846 5030B	1	F132713AA	09/28/2013 22:33	Anita M Dale	1
01728	TPH-GRO N. CA water C6-C12	SW-846 8015B	1	13267A07A	09/25/2013 04:58	Marie D Beamenderfer	1
01146	GC VOA Water Prep	SW-846 5030B	1	13267A07A	09/25/2013 04:58	Marie D Beamenderfer	1

*=This limit was used in the evaluation of the final result

Sample Description: C-4-W-130918 NA Water
Facility# 90076 BTST
4265 Foothill Blvd-Oakland T0600100339

LL Sample # WW 7206460
LL Group # 1420519
Account # 10991

Project Name: 90076

Collected: 09/18/2013 16:00 by JO

Chevron

6001 Bollinger Canyon Rd L4310
San Ramon CA 94583

Submitted: 09/20/2013 17:30

Reported: 10/02/2013 16:51

FBO04

CAT No.	Analysis Name	CAS Number	As Received Result	As Received Method Detection Limit*	As Received Limit of Quantitation	Dilution Factor
GC/MS Volatiles SW-846 8260B			ug/l	ug/l	ug/l	
10943	Benzene	71-43-2	740	5	10	10
10943	Ethanol	64-17-5	N.D.	50	250	1
10943	Ethylbenzene	100-41-4	65	0.5	1	1
10943	Methyl Tertiary Butyl Ether	1634-04-4	5	0.5	1	1
10943	Toluene	108-88-3	15	0.5	1	1
10943	Xylene (Total)	1330-20-7	57	0.5	1	1
GC Volatiles SW-846 8015B			ug/l	ug/l	ug/l	
01728	TPH-GRO N. CA water C6-C12	n.a.	6,900	250	500	5

General Sample Comments

State of California Lab Certification No. 2501

All QC is compliant unless otherwise noted. Please refer to the Quality Control Summary for overall QC performance data and associated samples.

Laboratory Sample Analysis Record

CAT No.	Analysis Name	Method	Trial#	Batch#	Analysis Date and Time	Analyst	Dilution Factor
10943	UST VOCs by 8260B - Water	SW-846 8260B	1	F132713AA	09/29/2013 00:23	Anita M Dale	1
10943	UST VOCs by 8260B - Water	SW-846 8260B	1	F132713AA	09/29/2013 00:45	Anita M Dale	10
01163	GC/MS VOA Water Prep	SW-846 5030B	1	F132713AA	09/29/2013 00:23	Anita M Dale	1
01163	GC/MS VOA Water Prep	SW-846 5030B	2	F132713AA	09/29/2013 00:45	Anita M Dale	10
01728	TPH-GRO N. CA water C6-C12	SW-846 8015B	1	13267A07A	09/25/2013 10:47	Marie D Beamenderfer	5
01146	GC VOA Water Prep	SW-846 5030B	1	13267A07A	09/25/2013 10:47	Marie D Beamenderfer	5

*=This limit was used in the evaluation of the final result

Sample Description: C-6-W-130918 NA Water
Facility# 90076 BTST
4265 Foothill Blvd-Oakland T0600100339

LL Sample # WW 7206461
LL Group # 1420519
Account # 10991

Project Name: 90076

Collected: 09/18/2013 15:30 by JO

Chevron

6001 Bollinger Canyon Rd L4310
San Ramon CA 94583

Submitted: 09/20/2013 17:30

Reported: 10/02/2013 16:51

FBO06

CAT No.	Analysis Name	CAS Number	As Received Result	As Received Method Detection Limit*	As Received Limit of Quantitation	Dilution Factor
GC/MS	Volatiles	SW-846 8260B	ug/l	ug/l	ug/l	
10943	Benzene	71-43-2	1	0.5	1	1
10943	Ethanol	64-17-5	N.D.	50	250	1
10943	Ethylbenzene	100-41-4	N.D.	0.5	1	1
10943	Methyl Tertiary Butyl Ether	1634-04-4	7	0.5	1	1
10943	Toluene	108-88-3	N.D.	0.5	1	1
10943	Xylene (Total)	1330-20-7	N.D.	0.5	1	1
GC	Volatiles	SW-846 8015B	ug/l	ug/l	ug/l	
01728	TPH-GRO N. CA water C6-C12	n.a.	1,700	50	100	1

General Sample Comments

State of California Lab Certification No. 2501

All QC is compliant unless otherwise noted. Please refer to the Quality Control Summary for overall QC performance data and associated samples.

Laboratory Sample Analysis Record

CAT No.	Analysis Name	Method	Trial#	Batch#	Analysis Date and Time	Analyst	Dilution Factor
10943	UST VOCs by 8260B - Water	SW-846 8260B	1	F132713AA	09/29/2013 01:06	Anita M Dale	1
01163	GC/MS VOA Water Prep	SW-846 5030B	1	F132713AA	09/29/2013 01:06	Anita M Dale	1
01728	TPH-GRO N. CA water C6-C12	SW-846 8015B	1	13267A07A	09/25/2013 05:50	Marie D Beamenderfer	1
01146	GC VOA Water Prep	SW-846 5030B	1	13267A07A	09/25/2013 05:50	Marie D Beamenderfer	1

*=This limit was used in the evaluation of the final result

Sample Description: C-7-W-130918 NA Water
Facility# 90076 BTST
4265 Foothill Blvd-Oakland T0600100339

LL Sample # WW 7206462
LL Group # 1420519
Account # 10991

Project Name: 90076

Collected: 09/18/2013 15:40 by JO

Chevron

6001 Bollinger Canyon Rd L4310
San Ramon CA 94583

Submitted: 09/20/2013 17:30

Reported: 10/02/2013 16:51

FBO07

CAT No.	Analysis Name	CAS Number	As Received Result	As Received Method Detection Limit*	As Received Limit of Quantitation	Dilution Factor
GC/MS Volatiles SW-846 8260B						
10943	Benzene	71-43-2	N.D.	0.5	1	1
10943	Ethanol	64-17-5	N.D.	50	250	1
10943	Ethylbenzene	100-41-4	N.D.	0.5	1	1
10943	Methyl Tertiary Butyl Ether	1634-04-4	9	0.5	1	1
10943	Toluene	108-88-3	N.D.	0.5	1	1
10943	Xylene (Total)	1330-20-7	N.D.	0.5	1	1
GC Volatiles SW-846 8015B						
01728	TPH-GRO N. CA water C6-C12	n.a.	N.D.	50	100	1

General Sample Comments

State of California Lab Certification No. 2501

All QC is compliant unless otherwise noted. Please refer to the Quality Control Summary for overall QC performance data and associated samples.

Laboratory Sample Analysis Record

CAT No.	Analysis Name	Method	Trial#	Batch#	Analysis Date and Time	Analyst	Dilution Factor
10943	UST VOCs by 8260B - Water	SW-846 8260B	1	F132713AA	09/29/2013 01:50	Anita M Dale	1
01163	GC/MS VOA Water Prep	SW-846 5030B	1	F132713AA	09/29/2013 01:50	Anita M Dale	1
01728	TPH-GRO N. CA water C6-C12	SW-846 8015B	1	13268A07A	09/25/2013 14:46	Marie D Beamenderfer	1
01146	GC VOA Water Prep	SW-846 5030B	1	13268A07A	09/25/2013 14:46	Marie D Beamenderfer	1

*=This limit was used in the evaluation of the final result

Sample Description: C-10-W-130918 NA Water
Facility# 90076 BTST
4265 Foothill Blvd-Oakland T0600100339

LL Sample # WW 7206463
LL Group # 1420519
Account # 10991

Project Name: 90076

Collected: 09/18/2013 13:50 by JO

Chevron

6001 Bollinger Canyon Rd L4310
San Ramon CA 94583

Submitted: 09/20/2013 17:30

Reported: 10/02/2013 16:51

FBO10

CAT No.	Analysis Name	CAS Number	As Received Result	As Received Method Detection Limit*	As Received Limit of Quantitation	Dilution Factor
GC/MS Volatiles SW-846 8260B						
10943	Benzene	71-43-2	N.D.	0.5	1	1
10943	Ethanol	64-17-5	N.D.	50	250	1
10943	Ethylbenzene	100-41-4	N.D.	0.5	1	1
10943	Methyl Tertiary Butyl Ether	1634-04-4	N.D.	0.5	1	1
10943	Toluene	108-88-3	N.D.	0.5	1	1
10943	Xylene (Total)	1330-20-7	N.D.	0.5	1	1
GC Volatiles SW-846 8015B						
01728	TPH-GRO N. CA water C6-C12	n.a.	N.D.	50	100	1

General Sample Comments

State of California Lab Certification No. 2501

All QC is compliant unless otherwise noted. Please refer to the Quality Control Summary for overall QC performance data and associated samples.

Laboratory Sample Analysis Record

CAT No.	Analysis Name	Method	Trial#	Batch#	Analysis Date and Time	Analyst	Dilution Factor
10943	UST VOCs by 8260B - Water	SW-846 8260B	1	F132713AA	09/29/2013 02:12	Anita M Dale	1
01163	GC/MS VOA Water Prep	SW-846 5030B	1	F132713AA	09/29/2013 02:12	Anita M Dale	1
01728	TPH-GRO N. CA water C6-C12	SW-846 8015B	1	13268A07A	09/25/2013 15:11	Marie D Beamenderfer	1
01146	GC VOA Water Prep	SW-846 5030B	1	13268A07A	09/25/2013 15:11	Marie D Beamenderfer	1

*=This limit was used in the evaluation of the final result

Sample Description: QA-T-130918 NA Water
Facility# 90076 BTST
4265 Foothill Blvd-Oakland T0600100339

LL Sample # WW 7206464
LL Group # 1420519
Account # 10991

Project Name: 90076

Collected: 09/18/2013 12:30

Chevron

Submitted: 09/20/2013 17:30

6001 Bollinger Canyon Rd L4310

Reported: 10/02/2013 16:51

San Ramon CA 94583

FBOQA

CAT No.	Analysis Name	CAS Number	As Received Result	As Received Method Detection Limit*	As Received Limit of Quantitation	Dilution Factor
GC/MS Volatiles SW-846 8260B						
10943	Benzene	71-43-2	N.D.	0.5	1	1
10943	Ethylbenzene	100-41-4	N.D.	0.5	1	1
10943	Methyl Tertiary Butyl Ether	1634-04-4	N.D.	0.5	1	1
10943	Toluene	108-88-3	N.D.	0.5	1	1
10943	Xylene (Total)	1330-20-7	N.D.	0.5	1	1
GC Volatiles SW-846 8015B						
01728	TPH-GRO N. CA water C6-C12	n.a.	N.D.	50	100	1

General Sample Comments

State of California Lab Certification No. 2501

All QC is compliant unless otherwise noted. Please refer to the Quality Control Summary for overall QC performance data and associated samples.

Laboratory Sample Analysis Record

CAT No.	Analysis Name	Method	Trial#	Batch#	Analysis Date and Time	Analyst	Dilution Factor
10943	BTEX/MTBE 8260 Water	SW-846 8260B	1	F132713AA	09/28/2013 22:11	Anita M Dale	1
01163	GC/MS VOA Water Prep	SW-846 5030B	1	F132713AA	09/28/2013 22:11	Anita M Dale	1
01728	TPH-GRO N. CA water C6-C12	SW-846 8015B	1	13268A07A	09/25/2013 13:02	Marie D Beamenderfer	1
01146	GC VOA Water Prep	SW-846 5030B	1	13268A07A	09/25/2013 13:02	Marie D Beamenderfer	1

*=This limit was used in the evaluation of the final result

Quality Control Summary

Client Name: Chevron
Reported: 10/02/13 at 04:51 PM

Group Number: 1420519

Matrix QC may not be reported if insufficient sample or site-specific QC samples were not submitted. In these situations, to demonstrate precision and accuracy at a batch level, a LCS/LCSD was performed, unless otherwise specified in the method.

All Inorganic Initial Calibration and Continuing Calibration Blanks met acceptable method criteria unless otherwise noted on the Analysis Report.

Laboratory Compliance Quality Control

<u>Analysis Name</u>	<u>Blank Result</u>	<u>Blank MDL**</u>	<u>Blank LOQ</u>	<u>Report Units</u>	<u>LCS %REC</u>	<u>LCSD %REC</u>	<u>LCS/LCSD Limits</u>	<u>RPD</u>	<u>RPD Max</u>
Batch number: F132713AA Sample number(s): 7206457-7206464									
Benzene	N.D.	0.5	1	ug/l	86		78-120		
Ethanol	N.D.	50.	250	ug/l	93		54-149		
Ethylbenzene	N.D.	0.5	1	ug/l	85		79-120		
Methyl Tertiary Butyl Ether	N.D.	0.5	1	ug/l	89		75-120		
Toluene	N.D.	0.5	1	ug/l	86		80-120		
Xylene (Total)	N.D.	0.5	1	ug/l	85		80-120		
Batch number: Z132732AA Sample number(s): 7206458									
Ethanol	N.D.	50.	250	ug/l	98	98	54-149	1	30
Ethylbenzene	N.D.	0.5	1	ug/l	101	103	79-120	2	30
Methyl Tertiary Butyl Ether	N.D.	0.5	1	ug/l	104	110	75-120	5	30
Toluene	N.D.	0.5	1	ug/l	104	104	80-120	0	30
Xylene (Total)	N.D.	0.5	1	ug/l	103	105	80-120	2	30
Batch number: 13267A07A Sample number(s): 7206457-7206461									
TPH-GRO N. CA water C6-C12	N.D.	50.	100	ug/l	109	102	75-135	7	30
Batch number: 13268A07A Sample number(s): 7206462-7206464									
TPH-GRO N. CA water C6-C12	N.D.	50.	100	ug/l	106	110	75-135	4	30

Sample Matrix Quality Control

Unspiked (UNSPK) = the sample used in conjunction with the matrix spike
Background (BKG) = the sample used in conjunction with the duplicate

<u>Analysis Name</u>	<u>MS %REC</u>	<u>MSD %REC</u>	<u>MS/MSD Limits</u>	<u>RPD</u>	<u>RPD MAX</u>	<u>BKG Conc</u>	<u>DUP Conc</u>	<u>DUP RPD</u>	<u>Dup RPD Max</u>
Batch number: F132713AA Sample number(s): 7206457-7206464 UNSPK: 7206459									
Benzene	95	94	72-134	1	30				
Ethanol	98	97	53-146	1	30				
Ethylbenzene	100	97	71-134	3	30				
Methyl Tertiary Butyl Ether	101	95	72-126	6	30				
Toluene	99	95	80-125	3	30				
Xylene (Total)	99	96	79-125	3	30				

Surrogate Quality Control

*- Outside of specification

** - This limit was used in the evaluation of the final result for the blank

- (1) The result for one or both determinations was less than five times the LOQ.
- (2) The unspiked result was more than four times the spike added.

Quality Control Summary

Client Name: Chevron
Reported: 10/02/13 at 04:51 PM

Group Number: 1420519

Surrogate Quality Control

Surrogate recoveries which are outside of the QC window are confirmed unless attributed to dilution or otherwise noted on the Analysis Report.

Analysis Name: UST VOCs by 8260B - Water

Batch number: F132713AA

	Dibromofluoromethane	1,2-Dichloroethane-d4	Toluene-d8	4-Bromofluorobenzene
7206457	96	94	99	96
7206459	98	98	100	95
7206460	97	96	99	97
7206461	96	94	100	99
7206462	98	98	99	94
7206463	98	96	98	94
7206464	95	96	99	93
Blank	96	95	99	95
LCS	97	99	98	96
MS	95	97	98	95
MSD	97	100	97	95

Limits: 80-116 77-113 80-113 78-113

Analysis Name: UST VOCs by 8260B - Water

Batch number: Z132732AA

	Dibromofluoromethane	1,2-Dichloroethane-d4	Toluene-d8	4-Bromofluorobenzene
7206458	99	98	100	116*
Blank	100	98	100	97
LCS	100	102	99	99
LCSD	101	101	100	98

Limits: 80-116 77-113 80-113 78-113

Analysis Name: TPH-GRO N. CA water C6-C12

Batch number: 13267A07A

Trifluorotoluene-F

7206457	69
7206458	91
7206459	67
7206460	90
7206461	133
Blank	71
LCS	81
LCSD	79

Limits: 63-135

Analysis Name: TPH-GRO N. CA water C6-C12

Batch number: 13268A07A

Trifluorotoluene-F

7206462	78
7206463	84
7206464	74
Blank	68
LCS	76

*- Outside of specification

** - This limit was used in the evaluation of the final result for the blank

- (1) The result for one or both determinations was less than five times the LOQ.
- (2) The unspiked result was more than four times the spike added.

Quality Control SummaryClient Name: Chevron
Reported: 10/02/13 at 04:51 PM

Group Number: 1420519

Surrogate Quality Control

LCSD 85

Limits: 63-135

*- Outside of specification

**-This limit was used in the evaluation of the final result for the blank

- (1) The result for one or both determinations was less than five times the LOQ.
- (2) The unspiked result was more than four times the spike added.

Chevron Site Number: 90076
 Chevron Site Global ID: TO600100339
 Chevron Site Address: 4265 Foothill Blvd., Oakland, CA
 Chevron PM: CATALINA DEVINE
 Chevron PM Phone No.: (925)790-3949
 Retail and Terminal Business Unit (RTBU) Job
 Construction/Retail Job

Chevron Consultant: CRA
 Address: 5900 Hollis St. Suite A Emeryville.
 CA Consultant Contact: Nathan Lee
 Consultant Phone No. 510-420-3333
 Consultant Project No. 130918-501
 Sampling Company: Blaine Tech Services
 Sampled By (Print): J. Ortiz
 Sampler Signature: [Signature]

ANALYSES REQUIRED												Preservation Codes
<input type="checkbox"/>	<input type="checkbox"/>	<input type="checkbox"/>	<input type="checkbox"/>	<input type="checkbox"/>	<input type="checkbox"/>	<input type="checkbox"/>	<input type="checkbox"/>	<input type="checkbox"/>	<input type="checkbox"/>	<input type="checkbox"/>	<input type="checkbox"/>	H = HCL T= Thiosulfate N = HNO ₃ B = NaOH S = H ₂ SO ₄ O = Other acct# 10091 Cap# 1420519 Sample# 7206457-64
<input type="checkbox"/>	<input type="checkbox"/>	<input type="checkbox"/>	<input type="checkbox"/>	<input type="checkbox"/>	<input type="checkbox"/>	<input type="checkbox"/>	<input type="checkbox"/>	<input type="checkbox"/>	<input type="checkbox"/>	<input type="checkbox"/>	<input type="checkbox"/>	Special Instructions Must meet lowest detection limits possible for 8260 Compounds
<input type="checkbox"/>	<input type="checkbox"/>	<input type="checkbox"/>	<input type="checkbox"/>	<input type="checkbox"/>	<input type="checkbox"/>	<input type="checkbox"/>	<input type="checkbox"/>	<input type="checkbox"/>	<input type="checkbox"/>	<input type="checkbox"/>	<input type="checkbox"/>	

Charge Code: NWRTB-0090076-0-OML
 NWRTB 00SITE NUMBER-0- WB5
(WBS ELEMENTS:
 SITE ASSESSMENT: A1L REMEDIATION IMPLEMENTATION: R5L
 SITE MONITORING: OML OPERATION MAINTENANCE & MONITORING: M1L
THIS IS A LEGAL DOCUMENT. ALL FIELDS MUST BE FILLED OUT CORRECTLY AND COMPLETELY.

Lancaster Laboratories
 Lancaster, PA
 Lab Contact: Jill Parker
 2425 New Holland Pike,
 Lancaster, PA 17601
 Phone No:
 (717)656-2300

Other Lab _____
 Temp. Blank Check Time _____ Temp. _____
1430 29

SAMPLE ID				Sample Time	# of Containers	Container Type	EPA 8260B/GC/MS TPH-G	EPA 8015B GRO	EPA 8021B BTEX	EPA 6010 Ca, Fe, K, Mg, Mn, Na	EPA6010/7000 TITLE 22 METALS	EPA150.1 PH	SM2510B SPECIFIC CONDUCTIVITY	EPA 418.1 TRPH	EPA 8260 ETHANOL	EPA 8015 TPH-D	Notes/Comments	
Field Point Name	Matrix	Top Depth	Date (yyymmdd)															
C-1	W		130918	1510	56	VOCS	X	X										
C-2				1550	6		X	X										
C-3				1520	6		X	X										
C-4				1600	6		X	X										
C-6				1530	6		X	X										
C-7				1540	6		X	X										
C-10				1350	6		X	X										
QA	T			1230	2		X	X										

Relinquished By <u>[Signature]</u> Company <u>BTS</u> Date/Time: <u>9-18-13/1725</u>	Relinquished To <u>[Signature]</u> Company <u>BTS</u> Date/Time: <u>9-18-13/1725</u>	Turnaround Time: Standard <input checked="" type="checkbox"/> 24 Hours <input type="checkbox"/> 48 hours <input type="checkbox"/> 72 Hours <input type="checkbox"/> Other <input type="checkbox"/>
Relinquished By <u>[Signature]</u> Company <u>BTS</u> Date/Time: <u>9/19/13/1245</u>	Relinquished To <u>[Signature]</u> Company <u>LCI</u> Date/Time: <u>9/19/13/1245</u>	Sample Integrity: (Check by lab on arrival) Intact: <input checked="" type="checkbox"/> On Ice: <input checked="" type="checkbox"/> Temp: <u>0.6</u>
Relinquished By <u>[Signature]</u> Company <u>LLI</u> Date/Time: <u>19SEP13/1634</u>	Relinquished To <u>[Signature]</u> Company <u>UPS</u> Date/Time: _____	COC # _____

[Signature] - ELLE 9/20/13 1730

Explanation of Symbols and Abbreviations

The following defines common symbols and abbreviations used in reporting technical data:

RL	Reporting Limit	BMQL	Below Minimum Quantitation Level
N.D.	none detected	MPN	Most Probable Number
TNTC	Too Numerous To Count	CP Units	cobalt-chloroplatinate units
IU	International Units	NTU	nephelometric turbidity units
umhos/cm	micromhos/cm	ng	nanogram(s)
C	degrees Celsius	F	degrees Fahrenheit
meq	milliequivalents	lb.	pound(s)
g	gram(s)	kg	kilogram(s)
µg	microgram(s)	mg	milligram(s)
mL	milliliter(s)	L	liter(s)
m³	cubic meter(s)	µL	microliter(s)
		pg/L	picogram/liter

< less than - The number following the sign is the limit of quantitation, the smallest amount of analyte which can be reliably determined using this specific test.

> greater than

ppm parts per million - One ppm is equivalent to one milligram per kilogram (mg/kg), or one gram per million grams. For aqueous liquids, ppm is usually taken to be equivalent to milligrams per liter (mg/l), because one liter of water has a weight very close to a kilogram. For gases or vapors, one ppm is equivalent to one microliter per liter of gas.

ppb parts per billion

Dry weight basis Results printed under this heading have been adjusted for moisture content. This increases the analyte weight concentration to approximate the value present in a similar sample without moisture. All other results are reported on an as-received basis.

Data Qualifiers:

C – result confirmed by reanalysis.

J - estimated value – The result is \geq the Method Detection Limit (MDL) and $<$ the Limit of Quantitation (LOQ).

U.S. EPA CLP Data Qualifiers:

Organic Qualifiers

Inorganic Qualifiers

A	TIC is a possible aldol-condensation product	B	Value is $<$ CRDL, but \geq IDL
B	Analyte was also detected in the blank	E	Estimated due to interference
C	Pesticide result confirmed by GC/MS	M	Duplicate injection precision not met
D	Compound quantitated on a diluted sample	N	Spike sample not within control limits
E	Concentration exceeds the calibration range of the instrument	S	Method of standard additions (MSA) used for calculation
N	Presumptive evidence of a compound (TICs only)	U	Compound was not detected
P	Concentration difference between primary and confirmation columns $>$ 25%	W	Post digestion spike out of control limits
U	Compound was not detected	*	Duplicate analysis not within control limits
X,Y,Z	Defined in case narrative	+	Correlation coefficient for MSA $<$ 0.995

Analytical test results meet all requirements of NELAC unless otherwise noted under the individual analysis.

Measurement uncertainty values, as applicable, are available upon request.

Tests results relate only to the sample tested. Clients should be aware that a critical step in a chemical or microbiological analysis is the collection of the sample. Unless the sample analyzed is truly representative of the bulk of material involved, the test results will be meaningless. If you have questions regarding the proper techniques of collecting samples, please contact us. We cannot be held responsible for sample integrity, however, unless sampling has been performed by a member of our staff. This report shall not be reproduced except in full, without the written approval of the laboratory.

Times are local to the area of activity. Parameters listed in the 40 CFR part 136 Table II as “analyze immediately” are not performed within 15 minutes.

WARRANTY AND LIMITS OF LIABILITY - In accepting analytical work, we warrant the accuracy of test results for the sample as submitted. THE FOREGOING EXPRESS WARRANTY IS EXCLUSIVE AND IS GIVEN IN LIEU OF ALL OTHER WARRANTIES, EXPRESSED OR IMPLIED. WE DISCLAIM ANY OTHER WARRANTIES, EXPRESSED OR IMPLIED, INCLUDING A WARRANTY OF FITNESS FOR PARTICULAR PURPOSE AND WARRANTY OF MERCHANTABILITY. IN NO EVENT SHALL EUROFINS LANCASTER LABORATORIES ENVIRONMENTAL, LLC BE LIABLE FOR INDIRECT, SPECIAL, CONSEQUENTIAL, OR INCIDENTAL DAMAGES INCLUDING, BUT NOT LIMITED TO, DAMAGES FOR LOSS OF PROFIT OR GOODWILL REGARDLESS OF (A) THE NEGLIGENCE (EITHER SOLE OR CONCURRENT) OF EUROFINS LANCASTER LABORATORIES ENVIRONMENTAL AND (B) WHETHER EUROFINS LANCASTER LABORATORIES ENVIRONMENTAL HAS BEEN INFORMED OF THE POSSIBILITY OF SUCH DAMAGES. We accept no legal responsibility for the purposes for which the client uses the test results. No purchase order or other order for work shall be accepted by Eurofins Lancaster Laboratories Environmental which includes any conditions that vary from the Standard Terms and Conditions, and Eurofins Lancaster Laboratories Environmental hereby objects to any conflicting terms contained in any acceptance or order submitted by client.