

ENVIRONMENTAL
PROTECTION

96 OCT -1 PM 1:39



Chevron

September 26, 1996

Mr. Barney Chan
Alameda County Health Care Services
Department of Environmental Health
1131 Harbor Bay Parkway, Suite 250
Alameda, CA 94502-6577

#103

Chevron-USA, Products Company
6001 Bollinger Canyon Road
Building L
San Ramon, CA 94583
P.O. Box 5004
San Ramon, CA 94583-0804

Marketing—Northwest Region
Phone 510 842 9500

**Re: Chevron Service Station #9-0076
4265 Foothill Blvd.
Oakland, California**

Dear Mr. Chan:

Enclosed is the First and Second Quarter Groundwater Monitoring Reports for 1996, that were prepared by our consultant Blaine Tech Services Inc. for the above noted site. I apologize for the delay in submittal of the First Quarter Report and future reports will be submitted in a timely manner. Ground water samples were collected and analyzed for TPH-g, BTEX and MtBE constituents.

Separate phase hydrocarbons (SPH) was detected in monitoring well C-2 in the First and Second Quarters. A total of 0.16 gallons of SPH was removed from the well in this time frame. Concentrations of constituents increased in monitoring well C-7 in the First Quarter and the results were similar for the Second Quarter. The upgradient well C-1 also showed an increase in constituents in the First Quarter and with results similar in the Second Quarter. The concentration of constituents in the remaining wells are consistent with previous sampling events.

In the First Quarter, depth to ground water varied from 11.65 feet to 28.65 feet below grade with a direction of flow to the south Southwest. In the Second Quarter, the depth to ground water varied from 14.25 feet to 27.90 feet below grade with a direction of flow to the south southwest.

A new off-site monitoring well was installed downgradient of well C-7 and located in the parking lot of the Lucky supermarket. The report is being finalized, but preliminary data indicates no BTEX or TPH-g constituents in the groundwater. The final report is expected in a couple of weeks.

Chevron will continue to monitor the site quarterly. If you have any questions, call me at (510) 842-9136. For your information, Mr. Mark Miller has taken another position within Chevron and I have taken over this project.

Sincerely,
CHEVRON PRODUCTS COMPANY

Philip R. Briggs
Philip R. Briggs

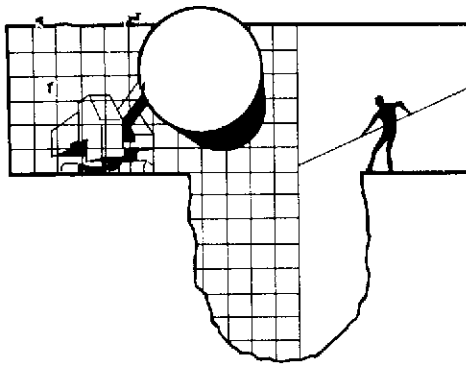
Site Assessment and Remediation Project Manager

Enclosure

Mr. Barney Chan
Chevron Service Station # 9-0076
September 26, 1996
Page 2

cc. Mr. Bill Scudder, Chevron

Mr. Jeff Granberry
Shell Oil Company
P.O. Box 4023
Concord, CA 94524



BLAINE TECH SERVICES INC.

985 TIMOTHY DRIVE
SAN JOSE, CA 95133
(408) 995-5535
FAX (408) 293-8773

96 OCT -1 PM 1:39

April 23, 1996

Phil Briggs
Chevron U.S.A. Products Company
P.O. Box 5004
San Ramon, CA 94583-0804

1st Quarter 1996 Monitoring at 9-0076

First Quarter 1996 Groundwater Monitoring at
Chevron Service Station Number 9-0076
4265 Foothill Blvd.
Oakland, CA

Monitoring Performed on March 21, 1996

Groundwater Sampling Report 960321-W-1

This report covers the routine quarterly monitoring of groundwater wells at this Chevron facility. Blaine Tech Services, Inc.'s work at the site includes inspection, gauging, evacuation, purgewater containment, sample collection and sample handling in accordance with standard procedures that conform to Regional Water Quality Control Board requirements.

Routine field data collection includes depth to water, total well depth, thickness of any separate immiscible layer, water column volume, calculated volume of a three-case volume purge, elapsed evacuation time, total volume of water removed, and standard water parameter instrument readings. Sample material is collected, contained, stored, and transported to the laboratory in conformance with EPA standards. Purgewater is, likewise, collected and transported to Chevron's Richmond Refinery for disposal.


Basic field information is presented alongside analytical values excerpted from the laboratory report in the cumulative table of **WELL DATA AND ANALYTICAL RESULTS**. The full analytical report for the most recent samples is located in the **Analytical Appendix**. The table also contains new groundwater elevation calculations taken from the computer plotted gradient map which is located in the **Professional Engineering Appendix**.

At a minimum, Blaine Tech Services, Inc. field personnel are certified upon completion of a forty-hour Hazardous Materials and Emergency Response training course per 29 CFR 1910.120. Field personnel are also enrolled in annual eight hour refresher courses.

Blaine Tech Services, Inc. conducts sampling and documentation assignments of this type as an independent third party. In order to avoid compromising the objectivity necessary for the proper and disinterested performance of this work, Blaine Tech Services, Inc. concentrates on objective data collection and does not participate in the interpretation of analytical results, the definition of geological or hydrological conditions, the formulation of recommendations, or the marketing of remedial systems.

Please call if you have any questions.

Yours truly,

A handwritten signature in cursive script, appearing to read "James Keller".

James Keller
Vice President

JPK/dk

attachments: Professional Engineering Appendix
Cumulative Table of Well Data and Analytical Results
Analytical Appendix
Field Data Sheets

Professional Engineering Appendix

Table of Well Data and Analytical Results

Cumulative Table of Well Data and Analytical Results

Vertical Measurements are in feet.			Volumetric Measurements are in gallons.				Analytical results are in parts per billion (ppb)						
DATE	Well Head Elev.	Ground Water Elev.	Depth To Water	SPH Thickness	SPH Removed	Total SPH Removed	Notes	TPH-Gasoline	Benzene	Toluene	Ethyl-Benzene	Xylene	MTBE
C-1													
04/28/89	35.42	15.37	20.05	--	--	--	--	940	30	1.3	11	13	--
08/08/89	35.42	11.35	24.07	--	--	--	--	820	45	2.0	13	13	--
12/21/89	35.42	12.61	22.81	--	--	--	--	--	--	--	--	--	--
08/27/90	35.42	13.30	22.12	--	--	--	--	440	15	1.0	6.0	13	--
11/04/90	35.42	9.86	25.56	--	--	--	--	--	--	--	--	--	--
06/18/91	35.42	13.78	21.64	--	--	--	--	74	5.6	0.6	1.9	1.3	--
09/19/91	35.42	10.84	24.58	--	--	--	--	150	7.1	<0.5	2.3	3.0	--
12/20/91	35.42	9.25	26.17	--	--	--	--	250	10	<0.5	3.7	1.6	--
03/18/92	35.42	17.17	18.25	--	--	--	--	190	16	<0.5	8.5	2.9	--
07/14/92	35.42	7.81	27.61	--	--	--	--	20,000	480	2200	510	2900	--
10/08/92	35.42	10.98	24.44	--	--	--	--	360	34	4.6	19	12	--
01/08/93	35.42	15.74	19.68	--	--	--	--	120	9.1	0.5	5.1	1.8	--
04/14/93	35.42	19.04	16.38	--	--	--	--	190	74	0.6	1.0	2.0	--
07/16/93	35.42	--	--	--	--	--	--	--	--	--	--	--	--
07/27/93	35.42	26.03	9.39	--	--	--	--	300	12	<0.5	5.0	2.0	--
09/21/93	38.41	16.99	21.42	--	--	--	--	360	12	1.2	5.8	3.7	--
01/28/94	38.41	18.84	19.57	--	--	--	--	370	24	1.0	13	4.0	--
03/17/94	38.41	21.56	16.85	--	--	--	--	460	42	<0.5	6.7	3.7	--
06/16/94	38.41	20.58	17.83	--	--	--	--	320	20	0.7	8.7	3.0	--
09/22/94	38.41	18.15	20.26	--	--	--	--	380	24	0.6	8.8	1.9	--
12/15/94	38.41	22.59	15.82	--	--	--	--	280	23	7.6	7.8	13	--
03/30/95	38.41	26.39	12.02	--	--	--	--	2200	890	8.9	15	<5.0	--
06/20/95	38.41	24.01	14.40	--	--	--	--	690	140	<2.0	9.4	2.8	--
09/20/95	38.41	24.59	13.82	--	--	--	--	730	27	78	26	130	--
12/06/95	38.41	17.81	20.60	--	--	--	--	220	16	<0.5	7.2	1.7	11
03/21/96	38.41	26.76	11.65	--	--	--	--	640	170	<2.0	6.7	<2.0	35

Cumulative Table of Well Data and Analytical Results

Vertical Measurements are in feet.

Volumetric Measurements are in gallons.

Analytical results are in parts per billion (ppb)

DATE	Vertical Measurements are in feet.			Volumetric Measurements are in gallons.			Notes	Analytical results are in parts per billion (ppb)					
	Well Head Elev.	Ground Water Elev.	Depth To Water	SPH Thickness	SPH Removed	Total SPH Removed		TPH-Gasoline	Benzene	Toluene	Ethyl-Benzene	Xylene	MTBE
C-2													
04/28/89	35.18	8.74	26.44	--	--	--	--	120,000	30,000	22,000	3000	17,000	--
08/08/89	35.18	5.29	29.90	0.01	--	--	--	--	--	--	--	--	--
12/21/89	35.18	5.86	29.32	--	--	--	--	--	--	--	--	--	--
08/27/90	35.18	5.77	29.55	0.17	--	--	--	--	--	--	--	--	--
11/04/90	35.18	4.71	30.47	--	--	--	--	--	--	--	--	--	--
06/18/91	35.18	6.90	28.33	0.06	--	--	--	--	--	--	--	--	--
09/19/91	35.18	5.84	29.39	0.06	--	--	--	--	--	--	--	--	--
12/20/91	35.18	5.95	29.23	--	--	--	--	170,000	20,000	10,000	2800	19,000	--
03/18/92	35.18	21.58	13.60	0.09	--	--	--	--	--	--	--	--	--
07/14/92	35.18	--	--	--	--	--	--	--	--	--	--	--	--
10/08/92	35.18	--	--	--	--	--	--	--	--	--	--	--	--
01/08/93	35.18	10.98	24.20	Sheen	--	--	--	79,000	14,000	7200	3500	16,000	--
04/14/93	35.18	--	--	--	--	--	--	--	--	--	--	--	--
07/16/93	35.18	5.03	30.15	--	--	--	--	2200	440	73	24	350	--
09/21/93	37.47	11.18	26.29	--	--	--	--	11,000	2300	300	270	910	--
01/28/94	37.47	13.51	23.96	--	--	--	--	49,000	11,000	3900	1600	12,000	--
03/17/94	37.47	11.48	25.99	--	--	--	--	16,000	3300	1000	220	3500	--
06/16/94	37.47	13.55	23.92	--	--	--	--	20,000	4800	1500	520	4300	--
09/22/94	37.47	11.85	25.62	--	--	--	--	35,000	5600	850	1700	7300	--
12/15/94	37.47	16.31	21.16	--	--	--	--	96,000	9000	3500	3300	13,000	--
03/30/95	37.47	20.29	17.18	--	--	--	--	100,000	9400	3700	3900	14,000	--
06/20/95	37.47	18.52	18.95	--	--	--	--	93,000	6400	1900	2900	11,000	--
09/20/95	37.47	19.27	18.20	--	--	--	--	58,000	6600	330	1600	5500	--
12/06/95	37.47	12.71	24.76	--	--	--	--	40,000	5000	86	1800	3700	<500
03/21/96	37.47	21.30	16.17	--	0.13	0.13	--	--	--	--	--	--	--

Cumulative Table of Well Data and Analytical Results

Vertical Measurements are in feet.			Volumetric Measurements are in gallons.				Analytical results are in parts per billion (ppb)						
DATE	Well Head Elev.	Ground Water Elev.	Depth To Water	SPH Thickness	SPH Removed	Total SPH Removed	Notes	TPH-Gasoline	Benzene	Toluene	Ethyl-Benzene	Xylene	MTBE
C-3													
04/28/89	35.28	7.28	28.00	--	--	--	--	<500	1.7	<0.5	<0.5	<0.5	--
08/08/89	35.28	5.28	30.00	--	--	--	--	<500	1.0	<0.5	<0.5	<0.5	--
12/21/89	35.28	4.75	30.53	--	--	--	--	--	--	--	--	--	--
08/27/90	35.28	5.60	29.68	--	--	--	--	<50	<0.3	<0.3	<0.3	<0.6	--
11/04/90	35.30	4.94	30.36	--	--	--	--	--	--	--	--	--	--
06/18/91	35.30	6.84	28.46	--	--	--	--	52	1.1	<0.5	<0.5	1.2	--
09/19/91	35.30	5.97	29.33	--	--	--	--	73	1.2	<0.5	<0.5	<0.5	--
12/20/91	35.30	5.53	29.77	--	--	--	--	<50	0.7	<0.5	<0.5	<0.5	--
03/18/92	35.30	9.55	25.75	--	--	--	--	<50	<0.5	<0.5	<0.5	<0.5	--
07/14/92	35.30	7.43	27.87	--	--	--	--	<50	<0.5	<0.5	<0.5	<0.5	--
10/08/92	35.30	6.75	28.55	--	--	--	--	<50	<0.5	<0.5	<0.5	0.5	--
01/08/93	35.30	9.45	25.85	--	--	--	--	<50	<0.5	<0.5	<0.5	<0.5	--
04/14/93	35.30	11.34	23.96	--	--	--	--	<50	<0.5	<0.5	<0.5	<0.5	--
07/16/93	35.30	9.66	25.64	--	--	--	--	<50	<0.5	<0.5	<0.5	<0.5	--
09/21/93	38.37	12.15	26.22	--	--	--	--	<50	0.7	<0.5	<0.5	<0.8	--
01/28/94	38.37	12.71	25.66	--	--	--	--	<50	2.0	<0.5	<0.5	1.0	--
03/17/94	38.37	13.42	24.95	--	--	--	--	<50	2.8	<0.5	0.6	1.5	--
06/16/94	38.37	14.06	24.31	--	--	--	--	<50	1.4	<0.5	<0.5	<0.5	--
09/22/94	38.37	13.33	25.04	--	--	--	--	<50	0.6	<0.5	<0.5	<0.5	--
12/15/94	38.37	16.15	22.22	--	--	--	--	<50	2.6	1.7	0.82	4.5	--
03/30/95	38.37	19.95	18.42	--	--	--	--	<50	<0.5	<0.5	<0.5	<0.5	--
06/20/95	38.37	18.58	19.79	--	--	--	--	110	2.2	<0.5	<0.5	1.2	--
09/20/95	38.37	19.42	18.95	--	--	--	--	560	21	80	23	120	--
12/06/95	38.37	14.21	24.16	--	--	--	--	<50	0.73	<0.5	<0.5	0.67	<2.5
03/21/96	38.37	20.52	17.85	--	--	--	--	<50	<0.5	<0.5	<0.5	<0.5	<2.5

Cumulative Table of Well Data and Analytical Results

Vertical Measurements are in feet.			Volumetric Measurements are in gallons.				Analytical results are in parts per billion (ppb)						
DATE	Well Head Elev.	Ground Water Elev.	Depth To Water	SPH Thickness	SPH Removed	Total SPH Removed	Notes	TPH-Gasoline	Benzene	Toluene	Ethyl-Benzene	Xylene	MTBE
C-4													
01/12/89	33.45	3.96	29.49	--	--	--	--	--	--	--	--	--	--
04/12/89	33.45	6.01	27.44	--	--	--	--	--	--	--	--	--	--
04/28/89	33.45	3.96	29.49	--	--	--	--	20,000	6300	550	230	1500	--
08/08/89	33.45	3.90	29.55	--	--	--	--	8000	7500	340	88	1000	--
12/21/89	33.45	3.43	30.02	--	--	--	--	--	--	--	--	--	--
08/27/90	33.48	4.46	29.02	--	--	--	--	26,000	10,000	280	410	1400	--
11/04/90	33.48	3.67	29.81	--	--	--	--	--	--	--	--	--	--
06/18/91	33.48	6.03	27.45	--	--	--	--	34,000	14,000	410	450	1300	--
09/19/91	33.48	4.83	28.65	--	--	--	--	16,000	7400	90	110	460	--
12/20/91	33.48	4.64	28.84	--	--	--	--	24,000	12,000	120	260	740	--
03/18/92	33.48	11.05	24.43	--	--	--	--	48,000	6000	1300	1300	2400	--
07/14/92	33.48	6.59	26.89	--	--	--	--	40,000	14,000	920	550	2400	--
10/08/92	33.48	5.69	27.79	--	--	--	--	29,000	13,000	190	110	1400	--
01/08/93	33.48	9.98	23.50	--	--	--	--	25,000	7000	630	860	1800	--
04/14/93	33.48	12.35	21.13	--	--	--	--	27,000	6300	1000	900	1400	--
07/16/93	33.48	9.52	23.96	--	--	--	--	28,000	7800	1100	830	2100	--
09/21/93	36.49	10.98	25.51	--	--	--	--	30,000	9600	130	390	1300	--
01/28/94	36.49	13.18	23.31	--	--	--	--	18,000	7800	440	260	1200	--
03/17/94	36.49	15.14	21.35	--	--	--	--	32,000	7800	820	820	1800	--
06/16/94	36.49	13.99	22.50	--	--	--	--	25,000	7600	710	600	1800	--
09/22/94	36.49	12.56	23.93	--	--	--	--	25,000	7800	140	600	1100	--
12/15/94	36.49	17.47	19.02	--	--	--	--	38,000	7600	460	1200	2000	--
03/30/95	36.49	21.63	14.86	--	--	--	--	41,000	8700	1600	1800	3000	--
06/20/95	36.49	19.59	16.90	--	--	--	--	29,000	6000	890	960	1800	--
09/20/95	36.49	20.29	16.20	--	--	--	--	12,000	6900	510	290	1300	--
12/06/95	36.49	13.37	23.12	--	--	--	--	13,000	3900	42	30	250	<250
03/21/96	36.49	22.39	14.10	--	--	--	--	39,000	4800	640	1000	1800	<1000

Cumulative Table of Well Data and Analytical Results

Vertical Measurements are in feet.			Volumetric Measurements are in gallons.				Analytical results are in parts per billion (ppb)						
DATE	Well Head Elev.	Ground Water Elev.	Depth To Water	SPH Thickness	SPH Removed	Total SPH Removed	Notes	TPH-Gasoline	Benzene	Toluene	Ethyl-Benzene	Xylene	MTBE
C-5													
08/27/90	35.50	5.67	29.83	--	--	--	--	<50	<0.3	<0.3	<0.3	<0.6	--
11/14/90	35.50	4.94	30.56	--	--	--	--	--	--	--	--	--	--
06/18/91	35.50	6.98	28.52	--	--	--	--	<50	<0.5	<0.5	<0.5	<0.5	--
09/19/91	35.50	5.99	29.51	--	--	--	--	<50	<0.5	<0.5	<0.5	<0.5	--
12/20/91	35.50	5.54	29.96	--	--	--	--	<50	<0.5	<0.5	<0.5	<0.5	--
03/18/92	35.50	9.58	25.92	--	--	--	--	<50	<0.5	<0.5	<0.5	<0.5	--
07/14/92	35.50	7.50	28.00	--	--	--	--	<50	<0.5	<0.5	<0.5	<0.5	--
10/08/92	35.50	6.85	28.65	--	--	--	--	<50	<0.5	<0.5	<0.5	<0.5	--
01/08/93	35.50	9.48	26.02	--	--	--	--	<50	<0.5	<0.5	<0.5	<0.5	--
04/14/93	35.50	11.46	24.04	--	--	--	--	<50	<0.5	<0.5	<0.5	<0.5	--
07/16/93	35.50	10.29	25.21	--	--	--	--	<50	<0.5	<0.5	<0.5	<0.5	--
09/21/93	38.50	12.14	26.36	--	--	--	--	60	10	8.1	1.9	9.4	--
01/28/94	38.50	12.60	25.90	--	--	--	--	<50	<0.5	<0.5	<0.5	<0.5	--
03/17/94	38.50	14.00	24.50	--	--	--	--	<50	<0.5	<0.5	<0.5	<0.5	--
06/16/94	38.50	14.10	24.40	--	--	--	--	<50	<0.5	<0.5	<0.5	<0.5	--
09/22/94	38.50	13.34	25.16	--	--	--	--	<50	<0.5	<0.5	<0.5	<0.5	--
12/15/94	38.50	15.61	22.89	--	--	--	--	<50	<0.5	<0.5	<0.5	<0.5	--
03/30/95	38.50	19.96	18.54	--	--	--	--	<50	<0.5	<0.5	<0.5	<0.5	--
06/20/95	38.50	18.37	20.13	--	--	--	--	<50	<0.5	<0.5	<0.5	<0.5	--
09/20/95	38.50	14.16	24.34	--	--	--	--	<50	<0.5	<0.5	<0.5	<0.5	--
12/06/95	38.50	14.40	24.10	--	--	--	--	<50	<0.5	<0.5	<0.5	<0.5	<2.5
03/21/96	38.50	20.10	18.40	--	--	--	--	<50	<0.5	<0.5	<0.5	<0.5	<2.5

Cumulative Table of Well Data and Analytical Results

Vertical Measurements are in feet.			Volumetric Measurements are in gallons.				Analytical results are in parts per billion (ppb)						
DATE	Well Head Elev.	Ground Water Elev.	Depth To Water	SPH Thickness	SPH Removed	Total SPH Removed	Notes	TPH-Gasoline	Benzene	Toluene	Ethyl-Benzene	Xylene	MTBE
C-6													
08/27/90	32.40	-11.71	44.11	--	--	--	--	7200	2100	6.0	41	300	--
11/14/90	32.40	-11.63	44.03	--	--	--	--	--	--	--	--	--	--
06/18/91	32.40	-11.09	43.49	--	--	--	--	4400	2500	18	160	77	--
09/19/91	32.40	-1.92	34.32	--	--	--	--	3100	1600	8.3	73	8.0	--
12/20/91	32.40	-8.95	41.35	--	--	--	--	4400	1300	3.2	74	10	--
03/18/92	32.40	-8.29	40.69	--	--	--	--	9800	3200	34	250	500	--
07/14/92	32.40	-6.49	38.89	--	--	--	--	6500	2200	100	96	240	--
10/08/92	32.40	-6.27	38.67	--	--	--	--	1800	1000	3.1	15	41	--
01/08/93	32.40	-5.41	37.81	--	--	--	--	5200	1600	6.8	63	120	--
04/14/93	32.40	-2.30	34.70	--	--	--	--	11,000	1800	13	110	200	--
07/16/93	32.40	-1.47	33.87	--	--	--	--	4800	820	10	41	57	--
09/21/93	35.40	1.42	33.98	--	--	--	--	4100	1200	<50	75	130	--
01/28/94	35.40	1.54	33.86	--	--	--	--	3100	930	14	40	34	--
03/17/94	35.40	3.09	32.31	--	--	--	--	5100	950	18	61	83	--
06/16/94	35.40	3.90	31.50	--	--	--	--	3800	970	6.4	52	62	--
09/22/94	35.40	4.18	31.22	--	--	--	--	4100	980	7.8	43	48	--
12/15/94	35.40	4.00	31.40	--	--	--	--	5000	1400	<20	73	61	--
03/30/95	35.40	9.02	26.38	--	--	--	--	5500	1700	<13	120	97	--
06/20/95	35.40	10.39	25.01	--	--	--	--	1700	470	<10	29	16	--
09/20/95	35.40	11.35	24.05	--	--	--	--	3500	770	<5.0	45	17	--
12/06/95	35.40	7.28	28.12	--	--	--	--	3100	710	<10	41	20	<50
03/21/96	35.40	12.28	23.12	--	--	--	--	1400	330	<2.5	15	8.1	19

Cumulative Table of Well Data and Analytical Results

Vertical Measurements are in feet.			Volumetric Measurements are in gallons.				Analytical results are in parts per billion (ppb)						
DATE	Well Head Elev.	Ground Water Elev.	Depth To Water	SPH Thickness	SPH Removed	Total SPH Removed	Notes	TPH-Gasoline	Benzene	Toluene	Ethyl-Benzene	Xylene	MTBE
C-7													
08/27/90	32.17	-12.06	44.23	--	--	--	--	110	26	0.8	4.0	6.0	--
11/14/90	32.17	-11.94	44.11	--	--	--	--	--	--	--	--	--	--
06/18/91	32.17	-9.88	42.05	--	--	--	--	23,000	5700	420	1000	2800	--
09/19/91	32.17	-9.55	41.72	--	--	--	--	26,000	4600	330	970	2400	--
12/20/91	32.17	-9.50	41.67	--	--	--	--	33,000	5500	270	1000	2100	--
03/18/92	32.17	-9.03	41.20	--	--	--	--	27,000	5800	410	1300	3300	--
07/14/92	32.17	-7.60	39.77	--	--	--	--	46,000	12,000	720	1700	4600	--
10/08/92	32.17	-6.97	39.14	--	--	--	--	22,000	6800	370	1300	3200	--
01/08/93	32.17	-6.33	38.50	--	--	--	--	36,000	7600	540	1700	4200	--
04/14/93	32.17	-3.76	35.93	--	--	--	--	23,000	3100	450	670	1900	--
07/16/93	32.17	-3.21	35.38	--	--	--	--	19,000	3200	330	550	1800	--
09/21/93	35.19	-0.27	35.46	--	--	--	--	17,000	2700	160	410	760	--
01/28/94	35.19	-0.26	35.45	--	--	--	--	14,000	1800	210	390	1000	--
03/17/94	35.19	1.95	33.24	--	--	--	--	17,000	1600	210	410	1200	--
06/16/94	35.19	2.12	33.07	--	--	--	--	12,000	1600	180	410	1200	--
09/22/94	35.19	2.45	32.74	--	--	--	--	10,000	1700	110	320	580	--
12/15/94	35.19	3.27	31.92	--	--	--	--	10,000	1200	120	280	710	--
03/30/95	35.19	7.59	27.60	--	--	--	--	4600	460	73	160	460	--
06/20/95	35.19	7.32	27.87	--	--	--	--	26,000	4400	450	900	2400	--
09/20/95	35.19	7.11	28.08	--	--	--	--	9400	610	81	250	800	--
12/06/95	35.19	4.57	30.62	--	--	--	--	1200	110	12	25	71	34
03/21/96	35.19	7.34	27.85	--	--	--	--	17,000	1300	160	410	1300	<100

Cumulative Table of Well Data and Analytical Results

Vertical Measurements are in feet.			Volumetric Measurements are in gallons.				Analytical results are in parts per billion (ppb)						
DATE	Well Head Elev.	Ground Water Elev.	Depth To Water	SPH Thickness	SPH Removed	Total SPH Removed	Notes	TPH-Gasoline	Benzene	Toluene	Ethyl-Benzene	Xylene	MTBE
C-8													
11/14/90	30.68	-12.61	43.29	--	--	--	--	<50	<0.3	<0.3	<0.3	<0.6	--
06/18/91	30.68	-11.94	42.62	--	--	--	--	<50	<0.5	<0.5	<0.5	<0.5	--
09/19/91	30.68	-11.04	41.72	--	--	--	--	<50	<0.5	<0.5	<0.5	<0.5	--
12/20/91	30.68	-10.30	40.98	--	--	--	--	<50	<0.5	<0.5	<0.5	<0.5	--
03/18/92	30.68	-9.34	40.02	--	--	--	--	<50	<0.5	<0.5	<0.5	<0.5	--
07/14/92	30.68	-8.34	39.02	--	--	--	--	<50	<0.5	<0.5	<0.5	<0.5	--
10/08/92	30.68	-8.00	38.68	--	--	--	--	<50	<0.5	<0.5	<0.5	1.1	--
01/08/93	30.68	-7.39	38.07	--	--	--	--	<50	<0.5	<0.5	<0.5	<0.5	--
04/14/93	30.68	-5.31	35.99	--	--	--	--	<50	<0.5	<0.5	<0.5	<0.5	--
07/16/93	30.68	-4.64	35.32	--	--	--	--	<50	<0.5	<0.5	<0.5	<0.5	--
09/21/93	34.68	-0.62	35.30	--	--	--	--	<50	<0.5	<0.5	<0.5	<0.8	--
01/28/94	34.68	-0.93	35.61	--	--	--	--	<50	<0.5	<0.5	<0.5	<0.5	--
03/17/94	34.68	0.31	34.37	--	--	--	--	<50	<0.5	<0.5	<0.5	<0.5	--
06/16/94	34.68	1.32	33.36	--	--	--	--	<50	<0.5	<0.5	<0.5	<0.5	--
09/22/94	34.68	1.86	32.82	--	--	--	--	<50	<0.5	<0.5	<0.5	<0.5	--
12/15/94	34.68	2.32	32.36	--	--	--	--	<50	<0.5	<0.5	<0.5	<0.5	--
03/30/95	34.68	5.44	29.24	--	--	--	--	<50	<0.5	<0.5	<0.5	<0.5	--
06/20/95	34.68	6.34	28.34	--	--	--	--	<50	<0.5	<0.5	<0.5	<0.5	--
09/20/95	34.68	5.20	29.48	--	--	--	--	<50	<0.5	<0.5	<0.5	<0.5	--
12/06/95	34.68	3.76	30.92	--	--	--	--	<50	<0.5	<0.5	<0.5	<0.5	<2.5
03/21/96	34.68	6.03	28.65	--	--	--	--	<50	<0.5	<0.5	<0.5	<0.5	<2.5

Cumulative Table of Well Data and Analytical Results

Vertical Measurements are in feet.

Volumetric Measurements are in gallons.

Analytical results are in parts per billion (ppb)

DATE	Well	Ground	Depth	Total			Notes	TPH- Gasoline	Benzene	Toluene	Ethyl- Benzene	Xylene	MTBE
	Head Elev.	Water Elev.	To Water	SPH Thickness	SPH Removed	SPH Removed							
TRIP BLANK													
04/28/89	--	--	--	--	--	--	--	<500	<0.5	<0.5	<0.5	<0.5	--
08/08/89	--	--	--	--	--	--	--	<500	<0.5	<0.5	<0.5	<0.5	--
08/27/90	--	--	--	--	--	--	--	<50	<0.3	<0.3	<0.3	<0.6	--
11/14/90	--	--	--	--	--	--	--	<50	<0.3	<0.3	<0.3	<0.6	--
06/18/91	--	--	--	--	--	--	--	<50	<0.5	<0.5	<0.5	<0.5	--
09/19/91	--	--	--	--	--	--	--	<50	<0.5	<0.5	<0.5	<0.5	--
12/20/91	--	--	--	--	--	--	--	<50	<0.5	<0.5	<0.5	<0.5	--
03/18/92	--	--	--	--	--	--	--	<50	<0.5	<0.5	<0.5	<0.5	--
07/14/92	--	--	--	--	--	--	--	<50	<0.5	<0.5	<0.5	<0.5	--
10/08/92	--	--	--	--	--	--	--	<50	<0.5	<0.5	<0.5	<0.5	--
01/08/93	--	--	--	--	--	--	--	<50	<0.5	<0.5	<0.5	<0.5	--
04/14/93	--	--	--	--	--	--	--	<50	<0.5	<0.5	<0.5	<0.5	--
07/16/93	--	--	--	--	--	--	--	<50	<0.5	<0.5	<0.5	<0.5	--
09/21/93	--	--	--	--	--	--	--	<50	<0.5	<0.5	<0.5	<0.8	--
01/28/94	--	--	--	--	--	--	--	<50	<0.5	<0.5	<0.5	<0.5	--
03/17/94	--	--	--	--	--	--	--	<50	<0.5	<0.5	<0.5	<0.5	--
06/16/94	--	--	--	--	--	--	--	<50	<0.5	<0.5	<0.5	<0.5	--
09/22/94	--	--	--	--	--	--	--	<50	<0.5	<0.5	<0.5	<0.5	--
12/15/94	--	--	--	--	--	--	--	<50	<0.5	<0.5	<0.5	<0.5	--
03/30/95	--	--	--	--	--	--	--	<50	<0.5	<0.5	<0.5	<0.5	--
06/20/95	--	--	--	--	--	--	--	<50	<0.5	<0.5	<0.5	<0.5	--
09/20/95	--	--	--	--	--	--	--	<50	<0.5	<0.5	<0.5	<0.5	--
12/06/95	--	--	--	--	--	--	--	<50	<0.5	<0.5	<0.5	<0.5	--
03/21/96	--	--	--	--	--	--	--	<50	<0.5	<0.5	<0.5	<0.5	<2.5

Note: Blaine Tech Services, Inc. began routine monitoring of the groundwater wells at this site on November 1, 1994.

Earlier field data and analytical results are drawn from the September 27, 1994 Groundwater Technology, Inc. report.

ABBREVIATIONS:

TPH = Total Petroleum Hydrocarbons

MTBE = Methyl t-Butyl Ether

Analytical Appendix



Blaine Technical Services 985 Timothy Drive San Jose, CA 95133 Attention: Jim Keller	Client Proj. ID: Chevron 9-0076/960321-W1 Sample Descript: C-1 Matrix: LIQUID Analysis Method: 8015Mod/8020 Lab Number: 9603F56-01	Sampled: 03/21/96 Received: 03/22/96 Analyzed: 03/26/96 Reported: 03/27/96
---	--	---


QC Batch Number: GC032696BTEX20A
Instrument ID: GCHP20

Total Purgeable Petroleum Hydrocarbons (TPPH) with BTEX and MTBE

Analyte	Detection Limit ug/L	Sample Results ug/L
TPPH as Gas	200	640
Methyl t-Butyl Ether	10	35
Benzene	2.0	170
Toluene	2.0	N.D.
Ethyl Benzene	2.0	6.7
Xylenes (Total)	2.0	N.D.
Chromatogram Pattern:		Gas
Surrogates	Control Limits %	% Recovery
Trifluorotoluene	70 130	115

Analytes reported as N.D. were not present above the stated limit of detection.

SEQUOIA ANALYTICAL - ELAP #1210



Peggy Penner
Project Manager





Blaine Technical Services 985 Timothy Drive San Jose, CA 95133	Client Proj. ID: Chevron 9-0076/960321-W1 Sample Descript: C-3 Matrix: LIQUID Analysis Method: 8015Mod/8020 Lab Number: 9603F56-02	Sampled: 03/21/96 Received: 03/22/96 Analyzed: 03/26/96 Reported: 03/27/96
Attention: Jim Keller		


QC Batch Number: GC032696BTEX21A
Instrument ID: GCHP21

Total Purgeable Petroleum Hydrocarbons (TPPH) with BTEX and MTBE

Analyte	Detection Limit ug/L	Sample Results ug/L
TPPH as Gas	50	N.D.
Methyl t-Butyl Ether	2.5	N.D.
Benzene	0.50	N.D.
Toluene	0.50	N.D.
Ethyl Benzene	0.50	N.D.
Xylenes (Total)	0.50	N.D.
Chromatogram Pattern:		
Surrogates	Control Limits %	% Recovery
Trifluorotoluene	70 130	117

Analytes reported as N.D. were not present above the stated limit of detection.

SEQUOIA ANALYTICAL - ELAP #1210


Peggy Penner
Project Manager





Blaine Technical Services 985 Timothy Drive San Jose, CA 95133 Attention: Jim Keller	Client Proj. ID: Chevron 9-0076/960321-W1 Sample Descript: C-4 Matrix: LIQUID Analysis Method: 8015Mod/8020 Lab Number: 9603F56-03	Sampled: 03/21/96 Received: 03/22/96 Analyzed: 03/26/96 Reported: 03/27/96
---	--	---

QC Batch Number: GC032696BTEX21A
Instrument ID: GCHP21

Total Purgeable Petroleum Hydrocarbons (TPPH) with BTEX and MTBE

Analyte	Detection Limit ug/L	Sample Results ug/L
TPPH as Gas	20000	39000
Methyl t-Butyl Ether	1000	N.D.
Benzene	200	4800
Toluene	200	640
Ethyl Benzene	200	1000
Xylenes (Total)	200	1800
Chromatogram Pattern:		Gas

Surrogates	Control Limits %	% Recovery
Trifluorotoluene	70 130	105

Analytes reported as N.D. were not present above the stated limit of detection.

SEQUOIA ANALYTICAL - ELAP #1210


Peggy Penner
Project Manager





Blaine Technical Services 985 Timothy Drive San Jose, CA 95133 Attention: Jim Keller	Client Proj. ID: Chevron 9-0076/960321-W1 Sample Descript: C-5 Matrix: LIQUID Analysis Method: 8015Mod/8020 Lab Number: 9603F56-04	Sampled: 03/21/96 Received: 03/22/96 Analyzed: 03/26/96 Reported: 03/27/96
---	--	---

QC Batch Number: GC032696BTEX21A
Instrument ID: GCHP21

Total Purgeable Petroleum Hydrocarbons (TPPH) with BTEX and MTBE

Analyte	Detection Limit ug/L	Sample Results ug/L
TPPH as Gas	50	N.D.
Methyl t-Butyl Ether	2.5	N.D.
Benzene	0.50	N.D.
Toluene	0.50	N.D.
Ethyl Benzene	0.50	N.D.
Xylenes (Total)	0.50	N.D.
Chromatogram Pattern:		
Surrogates	Control Limits %	% Recovery
Trifluorotoluene	70 130	114

Analytes reported as N.D. were not present above the stated limit of detection.

SEQUOIA ANALYTICAL - ELAP #1210


Peggy Fenner
Project Manager





Blaine Technical Services 985 Timothy Drive San Jose, CA 95133 Attention: Jim Keller	Client Proj. ID: Chevron 9-0076/960321-W1 Sample Descript: C-6 Matrix: LIQUID Analysis Method: 8015Mod/8020 Lab Number: 9603F56-05	Sampled: 03/21/96 Received: 03/22/96 Analyzed: 03/26/96 Reported: 03/27/96
---	--	---

QC Batch Number: GC032696BTEX20A
Instrument ID: GCHP20

Total Purgeable Petroleum Hydrocarbons (TPPH) with BTEX and MTBE

Analyte	Detection Limit ug/L	Sample Results ug/L
TPPH as Gas	250	1400
Methyl t-Butyl Ether	12	19
Benzene	2.5	330
Toluene	2.5	N.D.
Ethyl Benzene	2.5	15
Xylenes (Total)	2.5	8.1
Chromatogram Pattern:		Gas
Surrogates	Control Limits %	% Recovery
Trifluorotoluene	70 130	121

Analytes reported as N.D. were not present above the stated limit of detection.

SEQUOIA ANALYTICAL - ELAP #1210

Peggy Penner
Project Manager





Blaine Technical Services 985 Timothy Drive San Jose, CA 95133 Attention: Jim Keller	Client Proj. ID: Chevron 9-0076/960321-W1 Sample Descript: C-7 Matrix: LIQUID Analysis Method: 8015Mod/8020 Lab Number: 9603F56-06	Sampled: 03/21/96 Received: 03/22/96 Analyzed: 03/26/96 Reported: 03/27/96
---	--	---

QC Batch Number: GC032696BTEX20A
Instrument ID: GCHP20

Total Purgeable Petroleum Hydrocarbons (TPPH) with BTEX and MTBE

Analyte	Detection Limit ug/L	Sample Results ug/L
TPPH as Gas	2000	17000
Methyl t-Butyl Ether	100	N.D.
Benzene	20	1300
Toluene	20	160
Ethyl Benzene	20	410
Xylenes (Total)	20	1300
Chromatogram Pattern:		Gas
Surrogates	Control Limits %	% Recovery
Trifluorotoluene	70 130	123

Analytes reported as N.D. were not present above the stated limit of detection.

SEQUOIA ANALYTICAL - ELAP #1210


Peggy Penner
Project Manager





Blaine Technical Services 985 Timothy Drive San Jose, CA 95133	Client Proj. ID: Chevron 9-0076/960321-W1 Sample Descript: C-8 Matrix: LIQUID Analysis Method: 8015Mod/8020 Lab Number: 9603F56-07	Sampled: 03/21/96 Received: 03/22/96 Analyzed: 03/26/96 Reported: 03/27/96
--	--	---

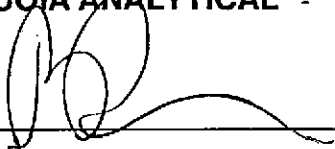
QC Batch Number: GC032696BTEX21A
Instrument ID: GCHP21

Total Purgeable Petroleum Hydrocarbons (TPPH) with BTEX and MTBE

Analyte	Detection Limit ug/L	Sample Results ug/L
TPPH as Gas	50	N.D.
Methyl t-Butyl Ether	2.5	N.D.
Benzene	0.50	N.D.
Toluene	0.50	N.D.
Ethyl Benzene	0.50	N.D.
Xylenes (Total)	0.50	N.D.
Chromatogram Pattern:		
Surrogates	Control Limits %	% Recovery
Trifluorotoluene	70 130	112

Analytes reported as N.D. were not present above the stated limit of detection.

SEQUOIA ANALYTICAL - ELAP #1210



Peggy Penner
Project Manager





Blaine Technical Services 985 Timothy Drive San Jose, CA 95133 Attention: Jim Keller	Client Proj. ID: Chevron 9-0076/960321-W1 Sample Descript: TB Matrix: LIQUID Analysis Method: 8015Mod/8020 Lab Number: 9603F56-08	Sampled: 03/21/96 Received: 03/22/96 Analyzed: 03/26/96 Reported: 03/27/96
---	---	---

QC Batch Number: GC032696BTEX21A
Instrument ID: GCHP21

Total Purgeable Petroleum Hydrocarbons (TPPH) with BTEX and MTBE

Analyte	Detection Limit ug/L	Sample Results ug/L
TPPH as Gas	50	N.D.
Methyl t-Butyl Ether	2.5	N.D.
Benzene	0.50	N.D.
Toluene	0.50	N.D.
Ethyl Benzene	0.50	N.D.
Xylenes (Total)	0.50	N.D.
Chromatogram Pattern:		
Surrogates	Control Limits %	% Recovery
Trifluorotoluene	70 130	110

Analytes reported as N.D. were not present above the stated limit of detection.

SEQUOIA ANALYTICAL - ELAP #1210


Peggy Penner
Project Manager





Sequoia
Analytical

680 Chesapeake Drive
404 N. Wiget Lane
819 Striker Avenue, Suite 8

Redwood City, CA 94063
Walnut Creek, CA 94598
Sacramento, CA 95834

(415) 364-9600
(510) 988-9600
(916) 921-9600

FAX (415) 364-9233
FAX (510) 988-9673
FAX (916) 921-0100

Blaine Technical Services
985 Timothy Drive
San Jose, CA 95133
Attention: Jim Keller

Client Proj. ID: Chevron 9-0076/960321-W1

Received: 03/22/96

Lab Proj. ID: 9603F56

Reported: 03/27/96

LABORATORY NARRATIVE

TPPH Note: Sample 9603F56-01 was diluted 4-fold.
Sample 9603F56-03 was diluted 400-fold.
Sample 9603F56-05 was diluted 5-fold.
Sample 9603F56-06 was diluted 40-fold.

SEQUOIA ANALYTICAL

Peggy Penner
Project Manager





Blaine Tech Services, Inc.
985 Timothy Drive
San Jose, CA 95133
Attention: Jim Keller

Client Project ID: **Chevron 9-0076/960321-W1**
Matrix: **Liquid**

Work Order #: **9603F56 -01, 05-06**

Reported: **Apr 2, 1996**

QUALITY CONTROL DATA REPORT

Analyte:	Benzene	Toluene	Ethyl Benzene	Xylenes
QC Batch#:	GC032696BTEX20A	GC032696BTEX20A	GC032696BTEX20A	GC032696BTEX20A
Analy. Method:	EPA 8020	EPA 8020	EPA 8020	EPA 8020
Prep. Method:	EPA 5030	EPA 5030	EPA 5030	EPA 5030

Analyst:	J. Woo	J. Woo	J. Woo	J. Woo
MS/MSD #:	9603A8707	9603A8707	9603A8707	9603A8707
Sample Conc.:	N.D.	N.D.	N.D.	N.D.
Prepared Date:	3/26/96	3/26/96	3/26/96	3/26/96
Analyzed Date:	3/26/96	3/26/96	3/26/96	3/26/96
Instrument I.D.#:	GCHP20	GCHP20	GCHP20	GCHP20
Conc. Spiked:	10 µg/L	10 µg/L	10 µg/L	30 µg/L
Result:	9.7	9.8	9.5	28
MS % Recovery:	97	98	95	93
Dup. Result:	9.6	9.6	9.7	29
MSD % Recov.:	96	96	97	97
RPD:	1.0	2.1	2.1	3.5
RPD Limit:	0-50	0-50	0-50	0-50

LCS #:	BLK032696	BLK032696	BLK032696	BLK032696
Prepared Date:	3/26/96	3/26/96	3/26/96	3/26/96
Analyzed Date:	3/26/96	3/26/96	3/26/96	3/26/96
Instrument I.D.#:	GCHP20	GCHP20	GCHP20	GCHP20
Conc. Spiked:	10 µg/L	10 µg/L	10 µg/L	30 µg/L
LCS Result:	10	9.6	9.7	28
LCS % Recov.:	100	96	97	93

MS/MSD LCS Control Limits	70-130	70-130	70-130	70-130
---------------------------	--------	--------	--------	--------

Please Note:

The LCS is a control sample of known, interferent-free matrix that is analyzed using the same reagents, preparation, and analytical methods employed for the samples. The matrix spike is an aliquot of sample fortified with known quantities of specific compounds and subjected to the entire analytical procedure. If the recovery of analytes from the matrix spike does not fall within specified control limits due to matrix interference, the LCS recovery is to be used to validate the batch.

SEQUOIA ANALYTICAL

[Signature]
Peggy Fenner
Project Manager

** MS= Matrix Spike, MSD= MS Duplicate, RPD= Relative % Difference

9603F56.BLA <1>





Sequoia Analytical

680 Chesapeake Drive
404 N. Wiget Lane
819 Striker Avenue, Suite 8

Redwood City, CA 94063
Walnut Creek, CA 94598
Sacramento, CA 95834

(415) 364-9600
(510) 988-9600
(916) 921-9600

FAX (415) 364-9233
FAX (510) 988-9673
FAX (916) 921-0100

Blaine Tech Services, Inc.
985 Timothy Drive
San Jose, CA 95133
Attention: Jim Keller

Client Project ID: Chevron 9-0076/960321-W1
Matrix: Liquid

Work Order #: 9603F56-02-04, 07-08

Reported: Apr 2, 1996

QUALITY CONTROL DATA REPORT

Analyte:	Benzene	Toluene	Ethyl Benzene	Xylenes
QC Batch#:	GC032696BTEX21A	GC032696BTEX21A	GC032696BTEX21A	GC032696BTEX21A
Analy. Method:	EPA 8020	EPA 8020	EPA 8020	EPA 8020
Prep. Method:	EPA 5030	EPA 5030	EPA 5030	EPA 5030

Analyst:	J. Woo	J. Woo	J. Woo	J. Woo
MS/MSD #:	9603A8707	9603A8707	9603A8707	9603A8707
Sample Conc.:	N.D.	N.D.	N.D.	N.D.
Prepared Date:	3/26/96	3/26/96	3/26/96	3/26/96
Analyzed Date:	3/26/96	3/26/96	3/26/96	3/26/96
Instrument I.D.#:	GCHP21	GCHP21	GCHP21	GCHP21
Conc. Spiked:	10 µg/L	10 µg/L	10 µg/L	30 µg/L
Result:	10	10	10	30
MS % Recovery:	100	100	100	100
Dup. Result:	8.8	8.6	8.2	25
MSD % Recov.:	88	86	82	83
RPD:	13	15	20	18
RPD Limit:	0-50	0-50	0-50	0-50

LCS #:	BLK032696	BLK032696	BLK032696	BLK032696
Prepared Date:	3/26/96	3/26/96	3/26/96	3/26/96
Analyzed Date:	3/26/96	3/26/96	3/26/96	3/26/96
Instrument I.D.#:	GCHP21	GCHP21	GCHP21	GCHP21
Conc. Spiked:	10 µg/L	10 µg/L	10 µg/L	30 µg/L
LCS Result:	9.9	9.9	9.8	30
LCS % Recov.:	99	99	98	100

MS/MSD LCS	70-130	70-130	70-130	70-130
Control Limits				

SEQUOIA ANALYTICAL

Peggy Penner
Project Manager

Please Note:

The LCS is a control sample of known, interferent-free matrix that is analyzed using the same reagents, preparation, and analytical methods employed for the samples. The matrix spike is an aliquot of sample fortified with known quantities of specific compounds and subjected to the entire analytical procedure. If the recovery of analytes from the matrix spike does not fall within specified control limits due to matrix interference, the LCS recovery is to be used to validate the batch.

** MS=Matrix Spike, MSD=MS Duplicate, RPD=Relative % Difference

9603F56.BLA <2>



Chain-of-Custody-Record

Chevron U.S.A. Inc.
 P.O. BOX 5004
 San Ramon, CA 94583
 FAX (415)842-9591

Chevron Facility Number 9-0076
 Facility Address 4265 Foothill Blvd., Oakland, CA
 Consultant Project Number 760321-W1
 Consultant Name Blaine Tech Services, Inc.
 Address 985 Timothy Dr., San Jose, CA 95133
 Project Contact (Name) Jim Keller
 (Phone) 408 995-5535 (Fax Number) 408 293-8773

Chevron Contact (Name) Phil Briggs
 (Phone) (510) 842-9136
 Laboratory Name Sequoia
 Laboratory Release Number 2172480
 Samples Collected by (Name) William Rines
 Collection Date 3/21/96
 Signature [Signature]

Sample Number	Lab Sample Number	Number of Containers	Matrix S = Soil W = Water A = Air C = Charcoal	Type G = Grab C = Composite D = Discrete	Time	Sample Preservation	Iced (Yes or No)	Analyse To Be Performed											DO NOT BILL FOR TB-LB Remarks
								BTEX + TPH GAS (8020 + 8015)	TPH Diesel (8015)	Oil and Grease (8520)	Purgeable Halocarbons (8010)	Purgeable Aromatics (8020)	Purgeable Organics (8240)	Extractable Organics (8270)	Metals Cd, Cr, Pb, Zn, Ni (ICAP or AA)				
C-1	-1	3	W		1110		X	X										X	
C-3	-2	1			1050		X	X											
C-4	-3	1			1255		X	X											
C-5	-4	1			1035		X	X											
C-6	-5	1			1235		X	X											
C-7	-6	1			1150		X	X											
C-8	-7	1			945		X	X											
T8	-8	2			-		X	X											

9603F52
 Remarks

Relinquished By (Signature) <u>[Signature]</u>	Organization <u>BTS</u>	Date/Time <u>3/22 1525</u>	Received By (Signature) <u>[Signature]</u>	Organization <u>Sequoia</u>	Date/Time <u>3/21/96</u>
Delivered By (Signature) <u>[Signature]</u>	Organization	Date/Time	Received By (Signature)	Organization	Date/Time
Revised By (Signature)	Organization	Date/Time	Received For Laboratory By (Signature) <u>[Signature]</u>	Organization	Date/Time <u>3/22/96 1600</u>

Turn Around Time (Circle Choice)
 24 Hrs.
 48 Hrs.
 5 Days
 10 Days
As Contracted

Field Data Sheets

CHEVRON WELL MONITORING DATA SHEET

Project #: <u>960321-001</u>	Station #: <u>9-0076</u>
Sampler: <u>WJ</u>	Start Date: <u>3-21-96</u>
Well I.D.: <u>C+</u>	Well Diameter: (circle one) 2 <u>(3)</u> 4 6
Total Well Depth: <u>39.60</u>	Depth to Water: <u>11.65</u>
Before	After
Before	After
Depth to Free Product:	Thickness of Free Product (feet):
Measurements referenced to: <u>(PVC)</u>	Grade Other:

Well Diameter	VCF	Well Diameter	VCF
1"	0.04	6"	1.47
2"	0.16	8"	2.61
3"	0.37	10"	4.08
4"	0.65	12"	5.87
5"	1.02	16"	10.43

<u>10.3</u>	x	<u>3</u>	=	<u>30.9</u>
1 Case Volume		Specified Volumes		gallons

Purging: Bailer Disposable Bailer Middleburg Electric Submersible <input checked="" type="checkbox"/> Extraction Pump Other _____	Sampling: Bailer Disposable Bailer <input checked="" type="checkbox"/> Extraction Port Other _____
--	---

TIME	TEMP. (F)	PH	COND.	TURBIDITY:	VOLUME REMOVED:	OBSERVATIONS:
1100	67.8	6.5	860	—	10.5	ODOR
1102	65.6	6.4	940	—	21.0	
1104	66.0	6.4	980	—	31.0	

Did Well Dewater? N If yes, gals. Gallons Actually Evacuated: 31.0

Sampling Time: 1110 Sampling Date: 3-21-96

Sample I.D.: C-1 Laboratory: SEA

Analyzed for: (TPH-G) (BTEX) TPH-D OTHER: MTBE

Duplicate I.D.: Cleaning Blank I.D.:

Analyzed for: TPH-G BTEX TPH-D OTHER:

CHEVRON WELL MONITORING DATA SHEET

Project #: 960321-W1	Station #: 9-0076
Sampler: WJ	Start Date:
Well I.D.: C-2	Well Diameter: (circle one) 2 3 4 6
Total Well Depth: _____	Depth to Water: 16.17
Before	After EXT. SYSTEM Before After
Depth to Free Product:	Thickness of Free Product (feet):
Measurements referenced to: PVC	Grade Other:

Well Diameter	VCF	Well Diameter	VCF
1"	0.04	6"	1.47
2"	0.16	8"	2.61
3"	0.37	10"	4.08
4"	0.65	12"	5.87
5"	1.02	16"	10.43

_____	X	3	=	_____
1 Case Volume		Specified Volumes		gallons

Purging: Bailer Disposable Bailer Middleburg Electric Submersible <input checked="" type="checkbox"/> Extraction Pump Other _____	Sampling: Bailer Disposable Bailer <input checked="" type="checkbox"/> Extraction Port Other _____
--	---

TIME	TEMP. (F)	pH	COND.	TURBIDITY:	VOLUME REMOVED:	OBSERVATIONS:

Did Well Dewater? If yes, gals. Gallons Actually Evacuated:

Sampling Time: Sampling Date: **3-21-96**

Sample I.D.: Laboratory: **SEA**

Analyzed for: **TPH-G** **BTEX** TPH-D OTHER: **MTBE**
 (Circle)

Duplicate I.D.: Cleaning Blank I.D.:

Analyzed for: TPH-G BTEX TPH-D OTHER:
 (Circle)

CHEVRON WELL MONITORING DATA SHEET

Project #: <u>960321-001</u>	Station #: <u>9-0076</u>
Sampler: <u>WJ</u>	Start Date: <u>3-21-96</u>
Well I.D.: <u>C-3</u>	Well Diameter: (circle one) 2 <u>(3)</u> 4 6 <u> </u>
Total Well Depth: <u>39.45</u>	Depth to Water: <u>17.85</u>
Before After	Before After
Depth to Free Product: <u> </u>	Thickness of Free Product (feet): <u> </u>
Measurements referenced to: <u>(PVC)</u>	Grade Other: <u> </u>

Well Diameter	VCF	Well Diameter	VCF
1"	0.04	6"	1.47
2"	0.16	8"	2.61
3"	0.37	10"	4.08
4"	0.65	12"	5.87
5"	1.02	16"	10.43

<u>80</u>	x	<u>3</u>	=	<u>240</u>
1 Case Volume		Specified Volumes		gallons

Purging: Bailer Disposable Bailer Middleburg Electric Submersible <input checked="" type="checkbox"/> Extraction Pump Other <u> </u>	Sampling: Bailer Disposable Bailer <input checked="" type="checkbox"/> Extraction Port Other <u> </u>
--	---

TIME	TEMP. (F)	PH	COND.	TURBIDITY:	VOLUME REMOVED:	OBSERVATIONS:
<u>1030</u>	<u>65.4</u>	<u>6.4</u>	<u>1200</u>	<u>—</u>	<u>8.0</u>	
<u>1042</u>	<u>68.2</u>	<u>6.8</u>	<u>680</u>	<u>—</u>	<u>16.0</u>	
<u>1044</u>	<u>68.8</u>	<u>6.8</u>	<u>660</u>	<u>—</u>	<u>24.0</u>	

Did Well Dewater? If yes, gals. Gallons Actually Evacuated: 24.0

Sampling Time: 1050 Sampling Date: 3-21-96

Sample I.D.: C-3 Laboratory: SEA

Analyzed for: (TPH-G) (BTEX) TPH-D OTHER: MTBE
(Circle)

Duplicate I.D.: Cleaning Blank I.D.:

Analyzed for: TPH-G BTEX TPH-D OTHER:
(Circle)

CHEVRON WELL MONITORING DATA SHEET

Project #: <u>960321-LW1</u>	Station #: <u>9-0076</u>
Sampler: <u>WJ</u>	Start Date: <u>3-21-96</u>
Well I.D.: <u>C-4</u>	Well Diameter: (circle one) 2 <u>3</u> 4 6
Total Well Depth: <u>39.40</u>	Depth to Water: <u>14.10</u>
Before	After
Before	After
Depth to Free Product:	Thickness of Free Product (feet):
Measurements referenced to: <u>PVC</u>	Grade Other:

Well Diameter	VCF	Well Diameter	VCF
1"	0.04	6"	1.47
2"	0.16	8"	2.61
3"	0.37	10"	4.08
4"	0.65	12"	5.87
5"	1.02	16"	10.43

<u>9.4</u>	x	<u>3</u>	=	<u>28.2</u>	
1 Case Volume		Specified Volumes		gallons	

Purging: Bailer Disposable Bailer Middleburg Electric Submersible <input checked="" type="checkbox"/> Extraction Pump Other _____	Sampling: Bailer Disposable Bailer <input checked="" type="checkbox"/> Extraction Port Other _____
--	---

TIME	TEMP. (F)	PH	COND.	TURBIDITY:	VOLUME REMOVED:	OBSERVATIONS:
<u>1240</u>	<u>66.8</u>	<u>6.6</u>	<u>1000</u>	—	<u>9.5</u>	<u>ODOR</u>
<u>1248</u>	<u>67.0</u>	<u>6.4</u>	<u>1000</u>	—	<u>19.0</u>	
<u>1250</u>	<u>67.4</u>	<u>6.4</u>	<u>1000</u>	—	<u>28.5</u>	

Did Well Dewater? If yes, gals. Gallons Actually Evacuated: 28.5

Sampling Time: 1255 Sampling Date: 3-21-96

Sample I.D.: C-4 Laboratory: SEA

Analyzed for: TPH-G BTEX TPH-D OTHER: MTBE
 (Circle)

Duplicate I.D.: Cleaning Blank I.D.:

Analyzed for: TPH-G BTEX TPH-D OTHER:
 (Circle)

CHEVRON WELL MONITORING DATA SHEET

Project #: 960321-001	Station #: 9-0076
Sampler: WJ	Start Date: 3-21-96
Well I.D.: C-5	Well Diameter: (circle one) <u>2</u> 3 4 6
Total Well Depth: 440	Depth to Water: 1840
Before After	Before After
Depth to Free Product:	Thickness of Free Product (feet):
Measurements referenced to: <u>PVC</u>	Grade Other:

Well Diameter	VCF	Well Diameter	VCF
1"	0.04	6"	1.47
2"	0.16	8"	2.61
3"	0.37	10"	4.08
4"	0.65	12"	5.87
5"	1.02	16"	10.43

$$\frac{4.1}{1 \text{ Case Volume}} \times \frac{3}{\text{Specified Volumes}} = \frac{12.3}{\text{gallons}}$$

Purging: Bailer Disposable Bailer <input checked="" type="checkbox"/> Middleburg Electric Submersible Extraction Pump Other _____	Sampling: Bailer Disposable Bailer <input checked="" type="checkbox"/> Extraction Port Other _____
--	---

TIME	TEMP. (F)	PH	COND.	TURBIDITY:	VOLUME REMOVED:	OBSERVATIONS:
10:18	64.2	6.8	1200	—	4.5	
10:25	64.2	6.6	1000	—	9.0	
10:33	64.0	6.6	1000	—	12.5	

Did Well Dewater? If yes, gals. Gallons Actually Evacuated: 12.5

Sampling Time: 1035	Sampling Date: 3-21-96
Sample I.D.: C-5	Laboratory: SEA
Analyzed for: <u>TPH-G</u> <u>BTEX</u> TPH-D OTHER: <u>MTBE</u>	
Duplicate I.D.:	Cleaning Blank I.D.:
Analyzed for: TPH-G BTEX TPH-D OTHER:	

CHEVRON WELL MONITORING DATA SHEET

Project #: <u>960321-W1</u>	Station #: <u>9-0076</u>
Sampler: <u>WJ</u>	Start Date: <u>3-21-96</u>
Well I.D.: <u>C-6</u>	Well Diameter: (circle one) <u>(2)</u> 3 4 6
Total Well Depth: <u>54.65</u>	Depth to Water: <u>54.65</u> <u>23.12</u>
Before	After
Depth to Free Product:	Thickness of Free Product (feet):
Measurements referenced to: <u>(PVC)</u>	Grade Other:

Well Diameter	VCF	Well Diameter	VCF
1"	0.04	6"	1.47
2"	0.16	8"	2.61
3"	0.37	10"	4.08
4"	0.65	12"	5.87
5"	1.02	16"	10.43

<u>5.0</u>	<u>x</u>	<u>3</u>	<u>=</u>	<u>15.0</u>
1 Case Volume		Specified Volumes		gallons

Purging: Bailer Disposable Bailer <input checked="" type="checkbox"/> Middleburg Electric Submersible Extraction Pump Other _____	Sampling: Bailer Disposable Bailer <input checked="" type="checkbox"/> Extraction Port Other _____
--	---

TIME	TEMP. (F)	PH	COND.	TURBIDITY:	VOLUME REMOVED:	OBSERVATIONS:
1210	<u>66.8</u>	<u>7.0</u>	<u>1200</u>	—	<u>5.0</u>	<u>ODOR / BLAM</u>
1220	<u>66.2</u>	<u>7.0</u>	<u>1100</u>	—	<u>10.0</u>	
1231	<u>66.0</u>	<u>6.9</u>	<u>1100</u>	—	<u>15.0</u>	

Did Well Dewater? If yes, gals. Gallons Actually Evacuated: 15.0

Sampling Time: <u>1235</u>	Sampling Date: <u>3-21-96</u>
Sample I.D.: <u>C-6</u>	Laboratory: <u>SEA</u>
Analyzed for: <u>(TPH-G)</u> <u>(BTEX)</u> TPH-D OTHER: <u>MTBE</u>	
Duplicate I.D.:	Cleaning Blank I.D.:
Analyzed for: TPH-G BTEX TPH-D OTHER:	
(Circle)	

CHEVRON WELL MONITORING DATA SHEET

Project #: <u>960321-LW1</u>	Station #: <u>9-0076</u>
Sampler: <u>WJ</u>	Start Date: <u>3-21-96</u>
Well I.D.: <u>C-7</u>	Well Diameter: (circle one) <u>(2)</u> 3 4 6
Total Well Depth: <u>54.35</u>	Depth to Water: <u>27.85</u>
Before After	Before After
Depth to Free Product: Thickness of Free Product (feet):	
Measurements referenced to: <u>(PVC)</u> Grade Other:	

Well Diameter	VCF	Well Diameter	VCF
1"	0.04	6"	1.47
2"	0.16	8"	2.61
3"	0.37	10"	4.08
4"	0.65	12"	5.87
5"	1.02	16"	10.43

<u>4.2</u>	<u>x</u>	<u>3</u>	<u>=</u>	<u>12.6</u>
1 Case Volume		Specified Volumes		gallons

Purging: Bailer
 Disposable Bailer
 Middleburg
 Electric Submersible
 Extraction Pump
 Other _____

Sampling: Bailer
 Disposable Bailer
 Extraction Port
 Other _____

TIME	TEMP. (F)	PH	COND.	TURBIDITY:	VOLUME REMOVED:	OBSERVATIONS:
1127	66.4	6.4	1000	—	4.5	ODOR / sheen
1137	65.6	6.4	1200	—	9.0	
1146	65.4	6.4	1200	—	13.0	

Did Well Dewater? N If yes, gals. Gallons Actually Evacuated: 13.0

Sampling Time: <u>1150</u>	Sampling Date: <u>3-21-96</u>
Sample I.D.: <u>C-7</u>	Laboratory: <u>SEA</u>
Analyzed for: <u>(TPH-G)</u> <u>(BTEX)</u> TPH-D OTHER: <u>MTBE</u>	
Duplicate I.D.:	Cleaning Blank I.D.:
Analyzed for: <u>(TPH-G)</u> <u>(BTEX)</u> TPH-D OTHER:	