



ALISTO ENGINEERING GROUP

January 20, 1995

Mr. Robert Newman
Source Control Division
East Bay Municipal Utility District
P.O. Box 24055
Oakland, California 94623

10-005-02-002

Subject: Sewer Discharge Permit - Quarterly Report
BP Oil Company Service Station No. 11109
4280 Foothill Boulevard
Oakland, California
Wastewater Discharge Permit No. 502-77421

Dear Mr. Newman:

On behalf of BP Oil Company, we have enclosed a summary of analytical results for the remediation system sampling events and quantity discharged for BP Oil Company Service Station No. 11109, 4280 Foothill Boulevard, Oakland, California. This report covers the period from October 1 to December 31, 1994.

Results of sample analysis indicate that petroleum hydrocarbon constituents were not present above the reported detection limits in the effluent samples. The total volume discharged for the period is presented in Table 1. The results of influent, intermediate, and effluent sample analysis are presented in Table 2. The sampling point locations are shown in Figure 1. The laboratory reports and chain of custody records are presented in Attachment A.

Please call if you have questions regarding this report.

Sincerely,

ALISTO ENGINEERING GROUP

Peter Beaver
Engineering Manager

Enclosure

cc: **Barney Chan**, Alameda County Health Care Services Agency
Scott Hooton, BP Oil Company

RECEIVED
NOV 20 1995
11:00 AM



ALISTO ENGINEERING GROUP

January 20, 1995

Mr. Barney Chan
Department of Environmental Health
Alameda County Health Care Services Agency
1131 Harbor Bay Parkway, Room 250
Alameda, California 94502-6577

10-005-02-002

Subject: Sewer Discharge Permit - Quarterly Report
BP Oil Company Service Station No. 11109
4280 Foothill Boulevard
Oakland, California
Wastewater Discharge Permit No. 502-77421

Dear Mr. Chan:

On behalf of BP Oil Company, we have enclosed a summary of analytical results for the remediation system sampling events and quantity discharged for BP Oil Company Service Station No. 11109, 4280 Foothill Boulevard, Oakland, California. This report covers the period from October 1 to December 31, 1994.

Results of sample analysis indicate that petroleum hydrocarbon constituents were not present above the reported detection limits in the effluent samples. The total volume discharged for the period is presented in Table 1. The results of influent, intermediate, and effluent sample analysis are presented in Table 2. The laboratory reports and chain of custody records are presented in Attachment A.

Please call if you have questions regarding this report.

Sincerely,

ALISTO ENGINEERING GROUP

Peter Beaver
Engineering Manager

Enclosure

cc: Robert Newman, East Bay Municipal Utility District
Scott Hooton, BP Oil Company

TABLE 1 - FLOW DATA FOR GROUNDWATER TREATMENT SYSTEM
 BP OIL COMPANY SERVICE STATION NO. 11109
 4280 FOOTHILL BOULEVARD, OAKLAND, CALIFORNIA

ALISTO PROJECT NO. 10-005

| DATE | FLOW METER READING (Gallons) | EFFLUENT DISCHARGED (Gallons) | AVERAGE FLOW RATE (GPD) | AVERAGE FLOW RATE (GPM) |
|--------------------------|------------------------------------|-------------------------------------|-------------------------------|-------------------------------|
| 02/15/94 | 0 | 0 | --- | 0.00 |
| 02/28/94 | 1640 | 1640 | 126 | 0.09 |
| 03/30/94 | 3000 | 1360 | 45 | 0.03 |
| 04/29/94 | 12550 | 9550 | 318 | 0.22 |
| 05/31/94 | 16237 | 3687 | 115 | 0.08 |
| 07/01/94 | 19505 | 3268 | 105 | 0.07 |
| 07/29/94 | 30516 | 11011 | 393 | 0.27 |
| 09/03/94 | 50432 | 19916 | 553 | 0.38 |
| 10/05/94 | 72894 | 22462 | 702 | 0.49 |
| 10/31/94 | 96393 | 23499 | 904 | 0.63 |
| 11/29/94 | 130333 | 33940 | 1170 | 0.81 |
| 12/29/94 | 137135 | 6802 | 227 | 0.16 |
| TOTAL FOR QUARTER | | 64241 | 756 | 0.52 |

ABBREVIATIONS:

GPD Gallons per day
 GPM Gallons per minute
 --- Not available/applicable

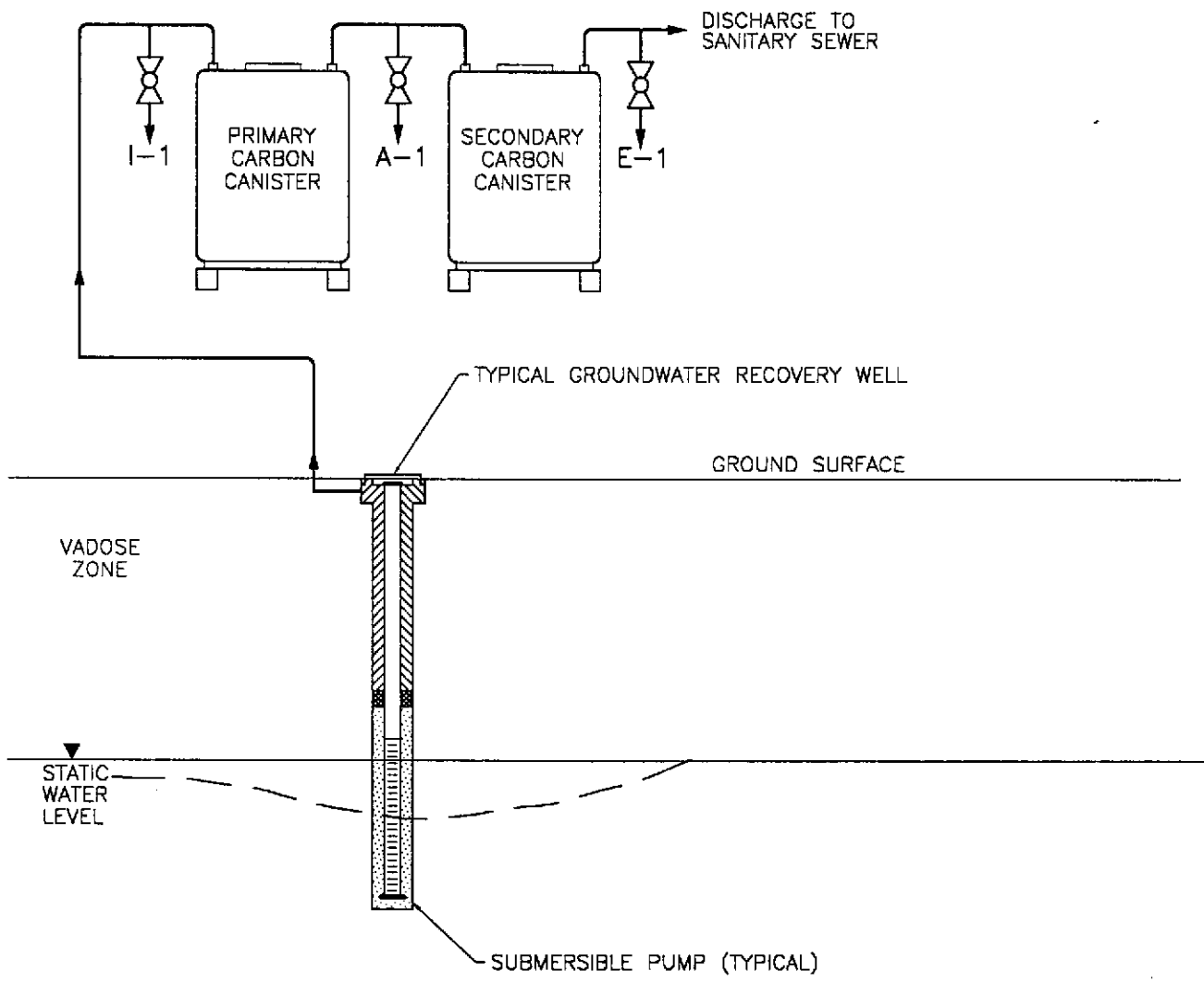
TABLE 2 - SUMMARY OF RESULTS OF GROUNDWATER TREATMENT SYSTEM OPERATION
 BP OIL COMPANY SERVICE STATION NO. 11109
 4280 FOOTHILL BOULEVARD, OAKLAND, CALIFORNIA

ALISTO PROJECT NO. 10-005

| Sample ID | Date | TPH-G (ppb) | TPH-D (ppb) | B (ppb) | T (ppb) | E (ppb) | X (ppb) | UNKNOW (ppb) | MEK (ppb) | Arsenic (ppm) | Barium (ppm) | Molybdenu (ppm) | Copper (ppm) | Nickel (ppm) | Zinc (ppm) | LAB |
|------------|----------|-------------|-------------|---------|---------|---------|---------|--------------|-----------|---------------|--------------|-----------------|--------------|--------------|------------|------|
| STA11109-I | 02/15/94 | — | — | 810 | 440 | ND<0.50 | 1400 | — | ND<5.0 | ND<0.005 | 0.15 | ND<0.02 | 0.02 | 0.05 | 0.43 | PACE |
| I-1 | 02/18/94 | 19000 | — | 2500 | 1300 | 180 | 1800 | — | ND<5.0 | — | — | — | — | — | — | PACE |
| I-1 | 02/25/94 | 19000 | 3700 | 2400 | 1300 | 190 | 1400 | 1400 | — | — | — | — | — | — | — | PACE |
| I-1 | 03/07/94 | 5800 | — | 660 | 290 | 52 | 540 | — | — | — | — | — | — | — | — | PACE |
| I-1 | 04/15/94 | 7600 | — | 740 | 240 | ND<0.50 | 590 | — | — | — | — | — | — | — | — | PACE |
| I-1 | 05/12/94 | 6800 | — | 710 | 470 | 67 | 730 | — | — | — | — | — | — | — | — | PACE |
| I-1 | 06/16/94 | 6000 | — | 460 | 270 | 60 | 730 | — | — | — | — | — | — | — | — | PACE |
| I-1 | 07/14/94 | 5300 | 2100 | 260 | 180 | 58 | 820 | — | — | — | — | — | — | — | — | PACE |
| I-1 | 08/23/94 | 4700 | 1400 | 690 | 120 | 52 | 590 | — | — | — | — | — | — | — | — | PACE |
| I-1 | 09/19/94 | 5900 | 2200 | 310 | 120 | 43 | 530 | — | — | — | — | — | — | — | — | PACE |
| I-1 | 10/17/94 | 2500 | ND<50 | 66 | 8.9 | 7.6 | 110 | — | — | — | — | — | — | — | — | GTEL |
| I-1 | 11/15/94 | 14000 | ND<50 | 1000 | 290 | 33 | 1200 | — | — | — | — | — | — | — | — | GTEL |
| I-1 | 12/14/94 | 15000 | — | 2500 | 470 | 45 | 1200 | — | — | — | — | — | — | — | — | GTEL |
| STA11109-A | 02/15/94 | — | — | ND<0.50 | ND<0.50 | ND<0.50 | ND<0.50 | — | ND<5.0 | ND<0.005 | ND<0.01 | ND<0.02 | ND<0.01 | ND<0.02 | 0.13 | PACE |
| A-1 | 02/18/94 | ND<50 | — | ND<0.50 | ND<0.50 | ND<0.50 | ND<0.50 | — | ND<5.0 | — | — | — | — | — | — | PACE |
| A-1 | 02/25/94 | ND<50 | — | 1.1 | 0.8 | ND<0.50 | 0.7 | — | — | — | — | — | — | — | — | PACE |
| A-1 | 03/07/94 | ND<50 | — | ND<0.50 | ND<0.50 | ND<0.50 | ND<0.50 | — | — | — | — | — | — | — | — | PACE |
| A-1 | 04/15/94 | ND<50 | — | ND<0.50 | ND<0.50 | ND<0.50 | ND<0.50 | — | — | — | — | — | — | — | — | PACE |
| A-1 | 05/12/94 | ND<50 | — | ND<0.50 | ND<0.50 | ND<0.50 | 0.5 | — | — | — | — | — | — | — | — | PACE |
| A-1 | 06/16/94 | ND<50 | — | 0.7 | 0.5 | ND<0.50 | 0.6 | — | — | — | — | — | — | — | — | PACE |
| A-1 | 07/14/94 | ND<50 | — | ND<0.50 | ND<0.50 | ND<0.50 | ND<0.50 | — | — | — | — | — | — | — | — | PACE |
| A-1 | 08/23/94 | ND<50 | — | ND<0.50 | ND<0.50 | ND<0.50 | ND<0.50 | — | — | — | — | — | — | — | — | PACE |
| A-1 | 09/19/94 | ND<50 | — | ND<0.50 | ND<0.50 | ND<0.50 | ND<0.50 | — | — | — | — | — | — | — | — | PACE |
| A-1 | 10/17/94 | ND<100 | — | ND<0.5 | ND<1.0 | ND<1.0 | ND<2.0 | — | — | — | — | — | — | — | — | GTEL |
| A-1 | 11/15/94 | ND<10 | — | ND<0.3 | ND<0.3 | ND<0.3 | ND<0.5 | — | — | — | — | — | — | — | — | GTEL |
| A-1 | 12/14/94 | ND<10 | — | ND<0.3 | ND<0.3 | ND<0.3 | ND<0.5 | — | — | — | — | — | — | — | — | GTEL |
| STA11109-E | 02/15/94 | — | — | ND<0.50 | ND<0.50 | ND<0.50 | ND<0.50 | — | 59 | 0.019 | ND<0.01 | 0.04 | ND<0.01 | ND<0.01 | 0.05 | PACE |
| E-1 | 02/18/94 | — | — | ND<0.50 | ND<0.50 | ND<0.50 | ND<0.50 | — | ND<5.0 | — | — | — | — | — | — | PACE |
| E-1 | 02/25/94 | ND<50 | — | ND<0.50 | ND<0.50 | ND<0.50 | ND<0.50 | — | — | — | — | — | — | — | — | PACE |
| E-1 | 03/07/94 | ND<50 | — | ND<0.50 | ND<0.50 | ND<0.50 | ND<0.50 | — | — | — | — | — | — | — | — | PACE |
| E-1 | 04/15/94 | ND<50 | — | ND<0.50 | ND<0.50 | ND<0.50 | ND<0.50 | — | — | — | — | — | — | — | — | PACE |
| E-1 | 05/12/94 | ND<50 | — | ND<0.50 | ND<0.50 | ND<0.50 | ND<0.50 | — | — | — | — | — | — | — | — | PACE |
| E-1 | 06/16/94 | ND<50 | — | ND<0.50 | ND<0.50 | ND<0.50 | ND<0.50 | — | — | — | — | — | — | — | — | PACE |
| E-1 | 07/14/94 | ND<50 | — | ND<0.50 | ND<0.50 | ND<0.50 | ND<0.50 | — | — | — | — | — | — | — | — | PACE |
| E-1 | 08/23/94 | ND<50 | ND<50 | ND<0.50 | ND<0.50 | ND<0.50 | ND<0.50 | — | — | — | — | — | — | — | — | PACE |
| E-1 | 09/19/94 | ND<50 | ND<50 | ND<0.50 | ND<0.50 | ND<0.50 | ND<0.50 | — | — | — | — | — | — | — | — | PACE |
| E-1 | 10/17/94 | ND<100 | ND<50 | ND<0.5 | ND<1.0 | ND<1.0 | ND<2.0 | — | — | — | — | — | — | — | — | GTEL |
| E-1 | 11/15/94 | ND<10 | ND<50 | ND<0.3 | ND<0.3 | ND<0.3 | ND<0.5 | — | — | — | — | — | — | — | — | GTEL |
| E-1 | 12/14/94 | ND<10 | ND<50 | ND<0.3 | ND<0.3 | ND<0.3 | ND<0.5 | — | — | — | — | — | — | — | — | GTEL |

ABBREVIATIONS:

| | |
|-------|---|
| TPH-G | Total petroleum hydrocarbons as gasoline |
| TPH-D | Total petroleum hydrocarbons as diesel |
| B | Benzene |
| T | Toluene |
| E | Ethylbenzene |
| X | Total xylenes |
| MEK | Methyl ethyl ketone |
| ppb | Parts per billion |
| ND | Not detected above reported detection limit |
| — | Not analyzed/available |
| SEQ | Sequoia Analytical Laboratory |
| PACE | Pace, Inc. |
| GTEL | GTEL Environmental Laboratories, Inc. |



LEGEND


- I = INFLUENT
- A = INTERMEDIATE
- E = EFFLUENT
-  SAMPLE PORT

FIGURE 1

ACTIVATED CARBON TREATMENT SYSTEM SAMPLING LOCATIONS

BP OIL SERVICE STATION NO. 11109
 4280 FOOTHILL BOULEVARD
 OAKLAND, CALIFORNIA

PROJECT NO. 10-005



ATTACHMENT A

LABORATORY REPORTS AND CHAIN OF CUSTODY RECORDS



GTEL

ENVIRONMENTAL
LABORATORIES, INC.

4080 Pike Lane
Concord, CA 94520
(510) 685-7852
(800) 544-3422 Inside CA
(800) 423-7143 Outside CA
(510) 825-0720 FAX

Client Number: ALE01BPO03
Consultant Project Number: 10-005-03-001
Facility Number: 11109
Project ID: 4280 Foothill Blvd.
Oakland, CA
Work Order Number: C4-10-0391

October 31, 1994

Pete Beaver

Alisto Engineering Group
1777 Oakland Blvd., #200
Walnut Creek, CA 94596

Enclosed please find the analytical results for samples received by GTEL Environmental Laboratories, Inc. on 10/20/94, under chain of custody record 051227.

A formal Quality Assurance/Quality Control (QA/QC) program is maintained by GTEL, which is designed to meet or exceed the EPA requirements. Analytical work for this project met QA/QC criteria, unless otherwise stated in the footnotes. This report is to be reproduced only in full.

GTEL is certified by the California State Department of Health Services, Laboratory certification number E1075, to perform analyses for drinking water, wastewater, and hazardous waste materials according to EPA protocols.

If you have any questions concerning this analysis or if we can be of further assistance, please call our Customer Service Representative.

Sincerely,

GTEL Environmental Laboratories, Inc.

Rashmi Shah
Laboratory Director

Client Number: ALE01BPO03
 Consultant Project Number: 10-005-03-001
 Facility Number: 11109
 Project ID: 4280 Foothill Blvd.
 Oakland, CA
 Work Order Number: C4-10-0391

ANALYTICAL RESULTS

Total Petroleum Hydrocarbons as Diesel in Water

Modified EPA Methods 3510/8015^a

a. Test Methods for Evaluating Solid Waste, SW-846, Third Edition, Revision 0, US EPA November 1986.

| | | | | | |
|-----------------------------------|--------------------------|---------------------|-------------------|-----------------|--|
| GTEL Sample Number | | 01 ^b | 03 | 102494 GC-I | |
| Client Identification | | STA #11109-INF | STA #11109-EFF | METHOD BLANK | |
| Date Sampled | | 10/17/94 | 10/17/94 | - | |
| Date Extracted | | 10/23/94 | 10/23/94 | 10/23/94 | |
| Date Analyzed | | 10/26/94 | 10/26/94 | 10/24/94 | |
| Analyte | Detection Limit, ug/L | Concentration, ug/L | | | |
| TPH as Diesel | 50 | <50 | <50 | <50 | |
| Detection Limit Multiplier | | 1 | 1 | 1 | |
| O-Terphenyl surrogate, % recovery | | 117 | 123 | 108 | |

b. Hydrocarbon pattern not characteristic of diesel.

GTEL Client ID: ALE01BPO03
 Login Number: C4100391
 Project ID (number): 10-005-03-001
 Project ID (name): BP OIL/#11109/4280 Foothill Blvd., Oakland, CA

ANALYTICAL RESULTS

Volatile Organics
 Method: EPA 8020
 Matrix: Aqueous

| GTEL Sample Number | C4100391-01 | C4100391-02 | C4100391-03 | |
|--------------------|---------------|-------------|---------------|----|
| Client ID | STA#11109-INF | STA#11109-A | STA#11109-EFF | -- |
| Date Sampled | 10/17/94 | 10/17/94 | 10/17/94 | -- |
| Date Analyzed | 10/30/94 | 10/27/94 | 10/26/94 | -- |
| Dilution Factor | 2.00 | 1.00 | 1.00 | -- |

| Analyte | Reporting | | Concentration: | | | |
|-----------------|-----------|-------|----------------|-------|-------|----|
| | Limit | Units | | | | |
| Benzene | 0.5 | ug/L | 66. | < 0.5 | < 0.5 | -- |
| Toluene | 1.0 | ug/L | 8.9 | < 1.0 | < 1.0 | -- |
| Ethylbenzene | 1.0 | ug/L | 7.6 | < 1.0 | < 1.0 | -- |
| Xylenes (total) | 2.0 | ug/L | 110 | < 2.0 | < 2.0 | -- |
| TPH as GAS | 100 | ug/L | 2500 | < 100 | < 100 | -- |
| BFB (surrogate) | -- | % | 74.8 | 75.6 | 77.0 | -- |

Notes:

Dilution Factor:

Dilution factor indicates the adjustments made for sample dilution.

EPA 8020:

"Test Methods for Evaluating Solid Waste, Physical/Chemical Methods", SW-846, Third Edition including promulgated Update 1. Analyte list modified to include additional compounds. Gasoline Range Hydrocarbons (TPH) quantitated by GC/FID with purge and trap.

GTEL Concord, CA
 C4100391:1



GTEL Client ID: ALE01BP003
Login Number: C4100391
Project ID (number): 10-005-03-001
Project ID (name): BP OIL/#11109/4280 Foothill Blvd., Oakland, CA

QUALITY CONTROL RESULTS

Volatile Organics
Method: EPA 8020
Matrix: Aqueous

Method Blank Results

QC Batch No: G102794-1
Date Analyzed: 27-OCT-94

| Analyte | Method: EPA 8020 | Concentration: ug/L |
|-----------------|------------------|---------------------|
| Benzene | < 0.30 | |
| Toluene | < 0.30 | |
| Ethylbenzene | < 0.30 | |
| Xylenes (Total) | < 0.50 | |
| TPH as Gasoline | < 10.0 | |

Notes:



CHAIN OF CUSTODY

No. 051227

Page 1 of 1

| | | | | | | |
|--|--|--|---------------|---|--------------------|--------------------------|
| CONSULTANT'S NAME <i>Nisto Engineering Group</i> | | ADDRESS <i>1777 OAKLAND BLVD # 200 Wc</i> | | CITY <i>CA</i> | STATE <i>CA</i> | ZIP CODE <i>94596</i> |
| BP SITE NUMBER <i>11109</i> | BP CORNER ADDRESS/CITY <i>4280 Foothill BLVD OAKLAND CA</i> | | | CONSULTANT PROJECT NUMBER <i>10-005-03-001</i> | | |
| CONSULTANT PROJECT MANAGER <i>Pete BEAVER</i> | | PHONE NUMBER <i>(510) 295-1650</i> | FAX NUMBER | CONSULTANT CONTRACT NUMBER <i>6314386</i> | | |
| BP CONTACT | | BP ADDRESS | PHONE NUMBER | FAX NO. | | |
| LAB CONTACT <i>RASHMI</i> | | LABORATORY ADDRESS <i>4080 Pike Ln Concord (510) 685-7852</i> | PHONE NUMBER | FAX NO. | | |
| SAMPLED BY (Please Print Name) <i>SCOTT POLSTON</i> | | SAMPLED BY (Signature) <i>[Signature]</i> | SHIPMENT DATE | SHIPMENT METHOD | | |

TAT: 24 Hours 48 Hours 1 Week Standard 2 Weeks

ANALYSIS REQUIRED

| SAMPLE DESCRIPTION | COLLECTION DATE 10/17/94 COLLECTION TIME | MATRIX SOIL/WATER | CONTAINERS | | PRESERVATIVE | ACID | | COMMENTS |
|--------------------------|--|----------------------|------------|-------------|--------------|----------|----------|----------|
| | | | NO. | TYPE (VOL.) | LAB SAMPLE # | TPH | TPH | |
| <i>Sta # 11109 - INF</i> | <i>1327</i> | <i>GW</i> | <i>5</i> | | <i>01</i> | <i>X</i> | <i>X</i> | |
| <i>Sta # 11109 - A</i> | <i>1330</i> | <i>↓</i> | <i>3</i> | | <i>02</i> | <i>X</i> | | |
| <i>Sta # 11109 - EFF</i> | <i>1332</i> | <i>↓</i> | <i>5</i> | | <i>03</i> | <i>X</i> | <i>X</i> | |
| | | | | | | | | (5°) |
| | | | | | | | | C4100391 |

| RELINQUISHED BY / AFFILIATION | DATE | TIME | ACCEPTED BY / AFFILIATION | DATE | TIME | ADDITIONAL COMMENTS |
|-------------------------------|-----------------|--------------|---------------------------|-----------------|--------------|---------------------|
| <i>[Signature]</i> | <i>10/20</i> | | <i>Patricia Yelton</i> | <i>10/20/94</i> | | |
| <i>Patricia Yelton</i> | <i>10/20/94</i> | <i>11:45</i> | <i>Kevin McLaughlin</i> | <i>10/20/94</i> | <i>11:45</i> | |
| | | | <i>Kevin McLaughlin</i> | <i>10/20/94</i> | <i>1500</i> | <i>1500</i> |



Western Region

4080 Pike Lane, Suite C
Concord, CA 94520
(510) 685-7852
(800) 544-3422 Inside CA
FAX (510) 825-0720

Client Number: ALE01BP003
Project ID: 4280 Foothill Blvd.
Oakland, CA
Work Order Number: C4-11-0303

November 23, 1994

Pete Beaver
Alisto Engineering Group
1777 Oakland Blvd. #200
Walnut Creek, CA 94596

Enclosed please find the analytical results for samples received by GTEL Environmental Laboratories, Inc. on 11/16/94, under chain of custody record 051230.

A formal Quality Assurance/Quality Control (QA/QC) program is maintained by GTEL, which is designed to meet or exceed the EPA requirements. Analytical work for this project met QA/QC criteria, unless otherwise stated in the footnotes. This report is to be reproduced only in full.

GTEL is certified by the California State Department of Health Services, Laboratory certification number E1075, to perform analyses for drinking water, wastewater, and hazardous waste materials according to EPA protocols.


If you have any questions concerning this analysis or if we can be of further assistance, please call our Customer Service Representative.

Sincerely,

GTEL Environmental Laboratories, Inc.

A handwritten signature in cursive script, appearing to read 'Rashmi Shah'.


Rashmi Shah
Laboratory Director



Client Number: ALE01BP003
 Project ID: 4280 Foothill Blvd.
 Oakland, CA
 Work Order Number: C4-11-0303

ANALYTICAL RESULTS

Total Petroleum Hydrocarbons as Diesel in Water

Modified EPA Methods 3510/8015^a

a. Test Methods for Evaluating Solid Waste, SW-846, Third Edition, Revision 0, US EPA November 1986.

| | | | | | |
|-----------------------------------|--------------------------|---------------------|------------------|-----------------|--|
| GTEL Sample Number | | 01 | 03 | I112194 | |
| Client Identification | | STA #1109 INF | STA #1109 EFF | METHOD BLANK | |
| Date Sampled | | 11/15/94 | 11/15/94 | - | |
| Date Extracted | | 11/19/94 | 11/19/94 | 11/19/94 | |
| Date Analyzed | | 11/21/94 | 11/21/94 | 11/21/94 | |
| Analyte | Detection Limit, ug/L | Concentration, ug/L | | | |
| TPH as Diesel | 50 | <50 | <50 | <50 | |
| Detection Limit Multiplier | | 1 | 1 | 1 | |
| O-Terphenyl surrogate, % recovery | | 108 | 103 | 102 | |

GTEL Client ID: ALE01BP003 ANALYTICAL RESULTS
 Login Number: C4110303
 Project ID (number): 10-005-03-001
 Project ID (name): BP/4280 Foothill Blvd., Oakland, CA

Volatile Organics
 Method: EPA 8020
 Matrix: Aqueous

| | | | | |
|--------------------|--------------|-------------|--------------|----|
| GTEL Sample Number | C4110303-01 | C4110303-02 | C4110303-03 | -- |
| Client ID | STA#1109 INF | STA#1109 A | STA#1109 EFF | -- |
| Date Sampled | 11/15/94 | 11/15/94 | 11/15/94 | -- |
| Date Analyzed | 11/19/94 | 11/20/94 | 11/19/94 | -- |
| Dilution Factor | 50.0 | 1.00 | 1.00 | -- |

| Analyte | Reporting | | Concentration: | | | |
|-----------------|-----------|-------|----------------|-------|-------|----|
| | Limit | Units | | | | |
| Benzene | 0.3 | ug/L | 1000 | < 0.3 | < 0.3 | -- |
| Toluene | 0.3 | ug/L | 290 | < 0.3 | < 0.3 | -- |
| Ethylbenzene | 0.3 | ug/L | 33 | < 0.3 | < 0.3 | -- |
| Xylenes (total) | 0.5 | ug/L | 1200 | < 0.5 | < 0.5 | -- |
| TPH as GAS | 10. | ug/L | 14000 | < 10. | < 10. | -- |
| BFB (Surrogate) | -- | % | 98.7 | 104. | 101. | -- |

Notes:

Dilution Factor:

Dilution factor indicates the adjustments made for sample dilution.

EPA 8020:

"Test Methods for Evaluating Solid Waste, Physical/Chemical Methods", SW-846, Third Edition including promulgated Update 1. Acceptability limits for recovery in the Bromofluorobenzene (BFB) surrogate is 62-129%. Modification for TPH as gasoline as per California State Water Resources Board LUFT Manual protocols, May 1988 revision.

GTEL Concord, CA
 C4110303:1



GTEL Client ID: ALE01BP003

QUALITY CONTROL RESULTS

Login Number: C4110303

Volatile Organics

Project ID (number): 10-005-03-001

Method: EPA 8020

Project ID (name): BP/4280 Foothill Blvd., Oakland, CA

Matrix: Aqueous

Method Blank Results

QC Batch No: G111994-1
Date Analyzed: 19-NOV-94

| Analyte | Method: EPA 8020 | Concentration: ug/L |
|-----------------|------------------|---------------------|
| Benzene | < 0.30 | |
| Toluene | < 0.30 | |
| Ethylbenzene | < 0.30 | |
| Xylenes (Total) | < 0.50 | |
| TPH as Gasoline | < 10.0 | |

Notes:



g Tel

CHAIN OF CUSTODY

No. 051230 ✓

Page _____ of _____

| | | | | | | |
|--|---|---|-----------------|-------------------|--------------------|--|
| CONSULTANT'S NAME Alisto Engineering Group | | ADDRESS 1777 Oakland Blvd #200 Walnut Creek | | CITY Ca | STATE Ca | ZIP CODE 94596 |
| BP SITE NUMBER 11109 | BP CORNER ADDRESS/CITY 4280 Foothill Blvd Oakland Ca. | CONSULTANT PROJECT NUMBER 10-005-03-001 | | | | CONSULTANT CONTRACT NUMBER G314386 |
| CONSULTANT PROJECT MANAGER Pete Beaver | PHONE NUMBER 510-295-1650 | FAX NUMBER 510-295-1823 | SHIPMENT METHOD | | | |
| BP CONTACT | BP ADDRESS | PHONE NUMBER | FAX NO. | AIRBILL NUMBER | | |
| LAB CONTACT | LABORATORY ADDRESS 4080 Pike Ln Concord | PHONE NUMBER 689-7852 | FAX NO. | SHIPMENT DATE | | |
| SAMPLED BY (Please Print Name) Paul Brown | SAMPLED BY (Signature) <i>Paul Brown</i> | SHIPMENT DATE | | SHIPMENT METHOD | | |

TAT: 24 Hours 48 Hours 1 Week Standard 2 Weeks

ANALYSIS REQUIRED

| SAMPLE DESCRIPTION | COLLECTION DATE 11/15/94 | COLLECTION TIME | MATRIX SOIL/WATER | CONTAINERS | | PRESERVATIVE | | | COMMENTS | |
|--------------------|-----------------------------|-----------------|----------------------|------------|-------------|--------------|-------|------|----------|--|
| | | | | NO. | TYPE (VOL.) | LAB SAMPLE # | TPH-G | BTEX | | TPH-D |
| 01 Sta # 11109 INT | 1358 | | W | | | 01 | X | X | X | C4110303 5°C F (Pink) C1-1 (Pink) |
| 02 Sta # 11109 A | 1349 | | W | | | 02 | X | X | | |
| 03 Sta # 11109 EFF | 1353 | | W | | | 03 | X | X | X | |

| RELINQUISHED BY / AFFILIATION | DATE | TIME | ACCEPTED BY / AFFILIATION | DATE | TIME | ADDITIONAL COMMENTS |
|-------------------------------|-------|---------|---------------------------|----------|------|---------------------|
| <i>[Signature]</i> | | | <i>[Signature]</i> | 11/16 | 4:15 | |
| <i>[Signature]</i> | 11/16 | 4:15 | <i>[Signature]</i> | 11/16 | 4:15 | |
| <i>[Signature]</i> | 11/16 | 5:00 PM | <i>[Signature]</i> | 11/16/94 | 4:15 | |



GTEL

ENVIRONMENTAL
LABORATORIES, INC.

Northwest Region

4080-C Pike Lane
Concord, CA 94520
(510) 685-7852
(800) 544-3422 from inside California
(800) 423-7143 from outside California
(510) 825-0720 (FAX)

DEC 27 1994

December 23, 1994

Pete Beaver
Alisto Engineering Group
1777 Oakland Blvd., #200
Walnut Creek, CA 94596

RE: GTEL Client ID: ALE01BP003
Login Number: C4120252
Project ID (number): 10-005-03-001
Project ID (name): BP OIL/#11109/4280 Foothill Blvd., Oakland, CA

Dear Pete Beaver:

Enclosed please find the analytical results for the samples received by GTEL Environmental Laboratories, Inc. on 12/16/94 under Chain-of-Custody Number(s) 051241.

A formal Quality Assurance/Quality Control (QA/QC) program is maintained by GTEL, which is designed to meet or exceed the EPA requirements. Analytical work for this project met QA/QC criteria unless otherwise stated in the footnotes.

GTEL is certified by the Department of Health Service under Certification Number E1075.

If you have any questions regarding this analysis, or if we can be of further assistance, please call our Customer Service Representative.

Sincerely,
GTEL Environmental Laboratories, Inc.

Edna Posh...

ES

Rashmi Shah
Laboratory Director

GTEL Client ID: ALE01BP003 ANALYTICAL RESULTS
 Login Number: C4120252
 Project ID (number): 10-005-03-001
 Project ID (name): BP OIL/#11109/4280 Foothill Blvd., Oakland, CA

Volatile Organics
 Method: EPA 8020
 Matrix: Aqueous

| GTEL Sample Number | C4120252-01 | C4120252-02 | C4120252-03 | -- |
|--------------------|----------------|--------------|----------------|----|
| Client ID | STA #11109-INF | STA #11109-A | STA #11109-EFF | -- |
| Date Sampled | 12/14/94 | 12/14/94 | 12/14/94 | -- |
| Date Analyzed | 12/21/94 | 12/21/94 | 12/21/94 | -- |
| Dilution Factor | 100. | 1.00 | 1.00 | -- |

| Analyte | Reporting | | Concentration: | | | |
|-----------------|-----------|-------|----------------|-------|-------|----|
| | Limit | Units | | | | |
| Benzene | 0.3 | ug/L | 2500 | < 0.3 | < 0.3 | -- |
| Toluene | 0.3 | ug/L | 470 | < 0.3 | < 0.3 | -- |
| Ethylbenzene | 0.3 | ug/L | 45. | < 0.3 | < 0.3 | -- |
| Xylenes (total) | 0.5 | ug/L | 1200 | < 0.5 | < 0.5 | -- |
| TPH as GAS | 10. | ug/L | 15000 | < 10. | < 10. | -- |
| BFB (Surrogate) | -- | % | 99.6 | 103. | 99.5 | -- |

Notes:

Dilution Factor:

Dilution factor indicates the adjustments made for sample dilution.

EPA 8020:

"Test Methods for Evaluating Solid Waste, Physical/Chemical Methods", SW-846, Third Edition including promulgated Update 1. Acceptability limits for recovery in the Bromofluorobenzene (BFB) surrogate is 62-129%. Modification for TPH as gasoline as per California State Water Resources Board LUFT Manual protocols, May 1988 revision.

GTEL Concord, CA
 C4120252:1



GTEL Client ID: ALE01BP003
Login Number: C4120252
Project ID (number): 10-005-03-001
Project ID (name): BP OIL/#11109/4280 Foothill Blvd., Oakland, CA

QUALITY CONTROL RESULTS

Volatile Organics
Method: EPA 8020
Matrix: Aqueous

Method Blank Results

QC Batch No: G122094-1
Date Analyzed: 20-DEC-94

| Analyte | Method: EPA 8020 | Concentration: ug/L |
|-----------------|------------------|---------------------|
| Benzene | < 0.30 | |
| Toluene | < 0.30 | |
| Ethylbenzene | < 0.30 | |
| Xylenes (Total) | < 0.50 | |
| TPH as Gasoline | < 10.0 | |

Notes:

Client Number: ALE01BP003
 Consultant Project Number: 10-005-03-001
 Project ID: 4280 Foothill Blvd.
 Oakland, CA
 Work Order Number: C4-12-0252

ANALYTICAL RESULTS

Total Petroleum Hydrocarbons as Diesel in Water

Modified EPA Methods 3510/8015^a

a. Test Methods for Evaluating Solid Waste, SW-846, Third Edition, Revision 0, US EPA November 1986.

| | | | | | |
|-----------------------------------|-----------------------|---------------------|-----------------|--|--|
| GTEL Sample Number | | 03 | GCI122094 | | |
| Client Identification | | STA 11109-EFF | METHOD BLANK | | |
| Date Sampled | | 12/14/94 | - | | |
| Date Extracted | | 12/20/94 | 12/20/94 | | |
| Date Analyzed | | 12/20/94 | 12/20/94 | | |
| Analyte | Detection Limit, ug/L | Concentration, ug/L | | | |
| TPH as Diesel | 50 | <50 | <50 | | |
| Detection Limit Multiplier | | 1 | 1 | | |
| O-Terphenyl surrogate, % recovery | | 120 | 119 | | |



GTEL

CHAIN OF CUSTODY

No. 051241

Page 1 of 1

CONSULTANT'S NAME: **ALISTO ENGINEERING** ADDRESS: **1777 OAKLAND BLVD #200 WC** CITY: **CA** STATE: **CA** ZIP CODE: **94596**

BP SITE NUMBER: **11109** BP CORNER ADDRESS/CITY: **4280 FOOTHILL BLVD OAKLAND CA**

CONSULTANT PROJECT MANAGER: **PELE BEAVER** PHONE NUMBER: **(510) 295-1650** FAX NUMBER: **510-295-1823** CONSULTANT PROJECT NUMBER: **10-005-03-001**

BP CONTACT: **PELE BEAVER** BP ADDRESS: **(510) 295-1650** PHONE NUMBER: **510-295-1823** CONSULTANT CONTRACT NUMBER: **6314386**

LAB CONTACT: **Sherry Candito** LABORATORY ADDRESS: **4080 PIKE LN Concord** PHONE NUMBER: **(510) 685-7852** FAX NO.:

SAMPLED BY (Please Print Name): **Scott Polston** SAMPLED BY (Signature): *[Signature]* SHIPMENT DATE: SHIPMENT METHOD:

TAT: 24 Hours 48 Hours 1 Week Standard 2 Weeks

ANALYSIS REQUIRED

| SAMPLE DESCRIPTION | COLLECTION DATE / COLLECTION TIME | MATRIX SOIL/WATER | CONTAINERS | | PRESERVATIVE | PH | | | LAB # | COMMENTS |
|------------------------|-----------------------------------|-------------------|------------|-------------|--------------|----|----|----|-------|----------|
| | | | NO. | TYPE (VOL.) | LAB SAMPLE # | PH | PH | PH | | |
| STR # 11109 - INF #100 | 12/14/94 | GW | 3 | | | X | X | X | 01 | |
| STR # 11109 - A N | 1054 | ↓ | ↓ | | | X | X | | 02 | |
| STR # 11109 - EFF | 1057 | ↓ | 5 | | | X | X | X | 03 | |

CH120252

| RELINQUISHED BY / AFFILIATION | DATE | TIME | ACCEPTED BY / AFFILIATION | DATE | TIME | ADDITIONAL COMMENTS |
|-------------------------------|----------|------|---------------------------|----------|------|---------------------|
| <i>[Signature]</i> | | | <i>[Signature]</i> | | | |
| Lee Moore | 12/16/94 | 3:00 | John Weber | 12/16/94 | 5:00 | ON ICE AT 6°C |
| John Weber | 12/16/94 | 5:30 | Brian E. Crisp | 12/17/94 | 1:30 | A 1/3 F/2 BLUE |