

**RECEIVED**

By Alameda County Environmental Health 3:46 pm, May 19, 2015

Mr. Keith Nowell  
Alameda County Environmental Health Services  
1131 Harbor Bay Parkway, Suite 250  
Alameda, CA 94502-6577

Re: Gritmit Auto Repair and Service, 1970 Seminary Boulevard, Oakland, California  
(Fuel Leak Case No. RO0000413)


Dear Mr. Keith Nowell,

Stratus Environmental, Inc. (Stratus) has recently prepared a report entitled *Groundwater Monitoring and Remediation Status Report, First Quarter 2015* on my behalf. The report was prepared in regards to Alameda County Fuel Leak Case No. RO0000413, for Gritmit Auto Repair and Service, 1970 Seminary Boulevard, Oakland, California.

I have reviewed a copy of this report, sent to me by representatives of Stratus, and "I declare, under penalty of perjury, that the information and/or recommendations contained in the attached document or report is true and correct to the best of my knowledge."

If you have any questions, please contact me via electronic mail at [peggy.h.garcia@sbcglobal.net](mailto:peggy.h.garcia@sbcglobal.net), or my daughter Angel LaMarca at [angelcpt@gmail.com](mailto:angelcpt@gmail.com).

Sincerely,

A handwritten signature in blue ink that reads "Peggy Garcia, Trustee". The signature is written in a cursive style and is positioned above the typed name.

Ms. Peggy Garcia, Trustee, Gritmit Family Trust

cc: Angel LaMarca



3330 Cameron Park Drive, Ste 550  
Cameron Park, California 95682  
(530) 676-6004 ~ Fax: (530) 676-6005

April 30, 2015  
Project No. 2090-1970-01

Mr. Keith Nowell  
Alameda County Environmental Health Department  
1131 Harbor Bay Parkway, Suite 250  
Alameda, CA 94502-6577

Re: Groundwater Monitoring and Remediation Status Report  
First Quarter 2015  
Former Gritmit Auto Repair and Service  
1970 Seminary Boulevard, Oakland, California  
Fuel Leak Case No. RO0000413

Dear Mr. Nowell:

Stratus Environmental, Inc. (Stratus) is submitting the attached report, on behalf of the Gritmit Family Trust, for the Former Gritmit Auto Repair and Service underground storage tank fuel leak case located at 1970 Seminary Boulevard, Oakland, California. This report presents a summary of environmental activities performed at the subject property during the first quarter 2015. This report has been prepared in compliance with ACEHD and California Regional Water Quality Control Board (CRWQCB) requirements for underground storage tank (UST) investigations.

If you have any questions regarding this report, please contact Scott Bittinger at (530) 676-2062 or via email at [sbittinger@stratusinc.net](mailto:sbittinger@stratusinc.net).

Sincerely,

**STRATUS ENVIRONMENTAL, INC.**

Scott G. Bittinger, P.G.  
Project Manager



Gowri S. Kowtha, P.E.  
Principal Engineer

Attachment: Groundwater Monitoring and Remediation Status Report, First Quarter 2015

cc: Ms. Peggy Garcia, Trustee, Gritmit Family Trust (email: [peggy.h.garcia@sbcglobal.net](mailto:peggy.h.garcia@sbcglobal.net))  
Ms. Angel LaMarca (email: [angelcpt@gmail.com](mailto:angelcpt@gmail.com))  
Ms. Cherie McCaulou, California Regional Water Quality Control Board (via GeoTracker)

Date April 30, 2015

**GRIMIT AUTO REPAIR & SERVICE  
GROUNDWATER MONITORING AND REMEDIATION STATUS REPORT**

Facility Address: 1970 Seminary Boulevard, Oakland, California  
Consulting Co. / Contact Person: Stratus Environmental, Inc. / Scott Bittinger, P.G.  
Consultant Project No: 2090-1970-01  
Primary Agency/Regulatory ID No: Mr. Keith Nowell, Alameda County Environmental Health Department (ACEHD), Fuel Leak Case No. RO0000413

**WORK PERFORMED THIS PERIOD (First Quarter 2015):**

1. During the first quarter 2015, Stratus conducted six site visits to perform routine operation and maintenance (O&M) of the dual phase extraction (DPE) system and to collect samples needed to evaluate system performance and contaminant destruction efficiency. Operation and maintenance summary of the field data, analytical results, and the extraction and emission rates for the system is summarized in Tables 5 through 10.
2. The first quarter 2015 groundwater monitoring and sampling event was conducted on February 24, 2015.

**WORK PROPOSED FOR NEXT PERIOD (Second and Third Quarters 2015):**

1. Stratus will continue DPE through at least May 2015. The site will be evaluated on an ongoing basis in order to assess whether further DPE beyond May 2015 is appropriate.
2. In order to collect additional data useful for evaluating remedial progress, groundwater samples will be collected from the site's well network during both the second and third quarter 2015. Tentatively, second quarter 2015 well sampling is scheduled for completion in June 2015.

Current Phase of Project: CAP/REM  
Frequency of Groundwater Monitoring: All monitoring wells = Semi-annually (1<sup>st</sup> & 3<sup>rd</sup> calendar quarters)  
Frequency of Groundwater Sampling: All monitoring wells = Semi-annually (1<sup>st</sup> & 3<sup>rd</sup> calendar quarters)  
Groundwater Sampling Date: February 24, 2015  
Is Free Product (FP) Present on Site: Intermittently at well MW-1; petroleum sheen noted on February 24, 2015  
Depth to Groundwater: 3.87 to 25.80 feet below the top of the well casing  
Groundwater Flow Direction : Not mathematically calculated due to large variability in groundwater levels within the monitoring well network (discussed between ACEHD and Stratus in May 2013 meeting). Based on distribution of fuel contaminants in groundwater, shallow groundwater flow appears to be predominately to the west-northwest.

## SOIL VAPOR EXTRACTION PORTION OF DPE SYSTEM – PERFORMANCE SUMMARY:

Equipment Inventory:	<u>Enviro Supply 250 cfm thermal/catalytic oxidizer; 20-hp LRP</u>
Operating Mode:	<u>Thermal (continuous)</u>
BAAQMD Permit Nos.:	<u>PTO Plant No. 22351</u>
Influent GRO Conc. End of Period (lab):	<u>45 mg/m<sup>3</sup> (3/10/15)</u>
Influent Benzene Conc. End of Period (lab):	<u>&lt;0.20 mg/m<sup>3</sup> (3/10/15)</u>
Influent MTBE Conc. End of Period (lab):	<u>&lt;0.20 mg/m<sup>3</sup> (3/10/15)</u>
Average Flow Rate:	<u>120.0 acfm (between 12/29/14 and 3/23/15)</u>
Average Applied Vacuum:	<u>10.5 inches Hg (between 12/29/14 and 3/23/15)</u>
GRO Destroyed this Period:	<u>22.5 lbs (between 12/18/14 and 3/10/15)</u>
Operating Hours this Period:	<u>2,016.0 hrs. (between 12/29/14 and 3/23/15)</u>
Percent Time Operational (average):	<u>100% (between 12/29/14 and 3/23/15)</u>
Number of Shutdowns:	<u>0</u>

## GROUNDWATER EXTRACTION PORTION OF DPE SYSTEM – PERFORMANCE SUMMARY:

Equipment Inventory:	<u>Two 2,000-lb. activated carbon vessels</u>
Operating Mode:	<u>Continuous (start-up on 12/18/14)</u>
EBMUD Sewer Discharge Permit No.:	<u>62203411</u>
GRO Concentration End of Period (lab):	<u>&lt;50 µg/L (system influent) (3/10/15)</u>
Benzene Concentration End of Period (lab):	<u>&lt;0.50 µg/L (system influent) (3/10/15)</u>
MTBE Concentration End of Period (lab):	<u>&lt;0.50 µg/L (system influent) (3/10/15)</u>
Average Groundwater Extraction Rate:	<u>0.09 gpm (average between 12/19/14 and 3/10/15)</u>
GRO extracted this period:	<u>0.004 lbs (between 12/19/14 and 3/10/15)</u>
Groundwater Discharged this Period:	<u>10,390 gallons (between 12/19/14 and 3/10/15)</u>

## FINDINGS AND DISCUSSION:

Stratus conducted groundwater monitoring and sampling activities on February 24, 2015. During this event, wells MW-1 through MW-9 were gauged and sampled according to the requirements of the ACEHD-approved monitoring and sampling plan. Wells MW-1 through MW-8 were sampled after a 2.5 to 3 well casing volume purge (wells MW-4 through MW-6 had limited recharge). A grab sample was collected from well MW-9, due to slow recharge rates into the well. Groundwater samples were forwarded to a state-certified analytical laboratory to be analyzed for gasoline range organics (GRO) by EPA Method SW8015B/SW8260B, for benzene, toluene, ethylbenzene, and xylene (BTEX compounds), methyl tertiary butyl ether (MTBE), tertiary amyl methyl ether (TAME), di-isopropyl ether (DIPE), ethyl tertiary butyl ether (ETBE), tertiary butyl alcohol (TBA), 1,2-dichloroethane (1,2-DCA), 1,2-dibromoethane (EDB), halogenated volatile organic compounds (HVOCs) by EPA Method SW8260B, and for oil & grease (O&G) by EPA Method 1664A. Samples containing O&G are typically analyzed with and without silica gel cleanup (if detections are present in the samples). Table 1 provides depth to water measurements and groundwater elevations. Tables 2 through 4 present a summary of groundwater analytical data collected for the site's monitoring well network.

Field data sheets documenting measurements and observations collected by Stratus personnel are provided in Appendix A. A description of sampling and analysis procedures used by Stratus/laboratory personnel are provided in Appendix B. Certified analytical results provided by the analyzing laboratory (Alpha Analytical, Inc.) are presented in Appendix C. Analytical results of sampled wells and depth to



groundwater measurements have been uploaded to the State of California's GeoTracker database. Documentation of these data uploads is attached in Appendix D.

### **Groundwater Levels and Distribution of Groundwater Contaminants**

Groundwater levels in the well network ranged from 2.87 to 25.80 feet below the top of the well casing on February 24, 2015, under active remedial conditions. Given the dimensions and layout of the property (small acreage on flat land), very large variations in groundwater levels are observed within the site's well network. Due to this condition, preparation of groundwater elevation contour maps using the available data do not appear useful for assessing groundwater flow direction beneath the site, and thus Stratus has discontinued preparation of groundwater elevation contour maps (discussed in May 2013 meeting).

In general, VOC impact to shallow groundwater is limited to the area immediately surrounding the former waste oil tank. Gasoline related fuel contaminants in shallow groundwater are present across most of the site property, with limited impact appearing to extend offsite. Figures 4 and 5 present a summary of petroleum hydrocarbon and VOC concentrations in groundwater, respectively, using data collected from the February 2015 well sampling event. Also included on Figures 4 and 5 are data from a January 2012 direct push soil boring investigation; these data are provided based on requests from ACEHD in the May 2013 meeting since the direct push boring data is useful in illustrating the lateral limits of impact to shallow groundwater.

The highest concentrations of GRO (17,000 micrograms per liter [ $\mu\text{g/L}$ ]) and benzene (400  $\mu\text{g/L}$ ) were reported in the sample collected from well MW-1. GRO and benzene were also detected in samples collected from wells MW-4 (350  $\mu\text{g/L}$  and 7.2  $\mu\text{g/L}$ , respectively), MW-6 (570  $\mu\text{g/L}$  and 32  $\mu\text{g/L}$ , respectively), MW-7 (2,100  $\mu\text{g/L}$  and 47  $\mu\text{g/L}$ , respectively), and MW-9 (2,800  $\mu\text{g/L}$  and 5.8  $\mu\text{g/L}$ , respectively). GRO was also detected in well MW-5 (80  $\mu\text{g/L}$ ). Oil and grease was reported in the MW-1 (260,000  $\mu\text{g/L}$  without silica gel treatment, 130,000  $\mu\text{g/L}$  with silica gel treatment) and MW-4 (15,000  $\mu\text{g/L}$  without silica gel treatment, 11,000  $\mu\text{g/L}$  with silica gel treatment) well samples. MTBE was only detected in one well sample (MW-4, 1.2  $\mu\text{g/L}$ ).

VOCs were detected in the samples collected from wells MW-4, MW-7, and MW-8, consistent with the findings of previous work. At well MW-7, vinyl chloride (VC), cis-1,2-dichloroethene (cis-1,2-DCE), and trans-1,2-dichloroethane (trans-1,2-DCE) were detected at concentrations of 210  $\mu\text{g/L}$ , 530  $\mu\text{g/L}$ , and 11  $\mu\text{g/L}$ , respectively. At well MW-8, tetrachloroethene (PCE), trichloroethene (TCE), VC, and cis-1,2-DCE were detected at concentrations of 4.1  $\mu\text{g/L}$ , 3.8  $\mu\text{g/L}$ , 1.2  $\mu\text{g/L}$ , and 7.9  $\mu\text{g/L}$ , respectively. At well MW-4, 1,2-dichlorobenzene (9.1  $\mu\text{g/L}$ ), 1,3-dichlorobenzene (6.5  $\mu\text{g/L}$ ), 1,4-dichlorobenzene (4.4  $\mu\text{g/L}$ ), TCE (8.7  $\mu\text{g/L}$ ), VC (18  $\mu\text{g/L}$ ), cis-1,2-DCE (110  $\mu\text{g/L}$ ), and trans-1,2-dichloroethane (9.4  $\mu\text{g/L}$ ) were reported in the collected sample. TCE (2.0  $\mu\text{g/L}$ ) was also detected in well MW-2, and 1,2-dichlorobenzene (8.8  $\mu\text{g/L}$ ) and cis-1,2-DCE (21  $\mu\text{g/L}$ ) were also detected in the MW-1 well sample.

### **DUAL-PHASE EXTRACTION AND GROUNDWATER TREATMENT REMEDIATION SYSTEM**

#### **System Description**

The remediation system consists of a dual-phase extraction (DPE) portable trailer mounted system which was originally connected to four 4-inch diameter extraction wells (EX-1, EX-2, EX-3 and EX-6) by above ground conveyance piping. On April 23, 2015, well MW-1 was added to the system as an additional extraction well. The SVE portion of the DPE system consists of a 250 cubic feet per minute (cfm) thermal/catalytic oxidizer, a 20-horsepower (hp) liquid ring pump, a knockout tank, and a 2-hp transfer pump. The GWE&T portion of the DPE system consists of a centrifugal pump, particulate filters, and two 2,000-pound granular activated virgin coconut shell carbon (GAC) vessels installed in series. Soil vapor and groundwater are simultaneously extracted from the subsurface by applying high vacuum on down-well stingers installed within the extraction wells using the liquid ring blower. The combined extraction air/water stream is separated into the vapor and liquid phases in a primary knockout tank.

The vapor portion of the separated stream is abated using the thermal oxidizer, prior to discharge to atmosphere, under a permit to operate (PTO) issued by Bay Area Air Quality Management District (BAAQMD) (PTO Plant No. 22351). The SVE portion of the system has a built-in hour meter used to determine the operational uptime. Sample ports (system-influent and effluent) have been installed to collect vapor samples for laboratory testing; results are used to estimate the destruction efficiency of the oxidizer. The groundwater portion of the separated stream is routed to the holding tank, treated via the GAC vessels, and discharged to the sanitary sewer, under a permit issued by East Bay Municipal Utility District (EBMUD) (No. 62203411). Extraction of groundwater from the wells is controlled by level switches in the primary holding tank. A flow totalizer, installed after the two GAC vessels, is used to record the volume of groundwater that is discharged to the sanitary sewer.

#### System Operation and Maintenance – First Quarter 2015

During the first quarter 2015, Stratus visited the site six times (January 5 and 19, February 2 and 16, March 10 and 23, 2015) to verify system operation, conduct routine O&M of the system, to collect groundwater and soil vapor samples for permit compliance, to optimize system operation, and to gauge system effectiveness. An operational summary of the system is summarized in Table 5 and 6. Soil vapor and groundwater analytical results including the extraction and emission rates of the remediation system are summarized in Tables 7 through Table 10.

Field data sheets are included as Appendix A and copies of laboratory analytical reports and chain-of-custody documentation are included as Appendix C. Analytical results of remediation vapor/water samples been uploaded to SWRCB's GeoTracker database and documentation of these uploads are included as Appendix D.

Between December 29, 2014 and March 23, 2015, the remediation system operated for approximately 2,016 hours (100% uptime during this period), at an average flow rate of approximately 120 acfm at an average applied vacuum of approximately 10.5 inches of mercury ("Hg). DPE was performed using wells EX-1, EX-2, EX-3 and EX-6 for extraction, and on March 23, 2015 well MW-1 was added to the system as an additional extraction well. Approximately 10,390 gallons of groundwater were extracted and treated between December 19, 2014 and March 10, 2015.

System influent and effluent vapor samples were collected from the SVE portion of the system on January 5, February 2, and March 10, 2015. Influent GRO concentrations were observed to increase from less than 0.20 milligrams per cubic meter ( $\text{mg}/\text{m}^3$ ) to  $45 \text{ mg}/\text{m}^3$ , and the influent total xylenes concentration fluctuated from below reporting limits to  $27 \text{ mg}/\text{m}^3$ . Using the available analytical data and information collected during O&M site visits (air flow rates, hour meter readings, etc.), Stratus estimates that approximately 22.5 pounds of GRO were removed from the subsurface, in the vapor phase, between December 18, 2014 and March 10 2015, and a total of 22.6 pounds of GRO has been removed from the subsurface, in the vapor phase, since startup on November 20, 2014 (see Table 8). During the reporting period, no petroleum hydrocarbons were detected in the effluent air samples; therefore, the remediation system is operating in compliance with the BAAQMD permit.

Between December 19, 2014 and March 10, 2015, approximately 10,390 gallons of groundwater were extracted from the subsurface, treated on-site, and discharged to the sanitary sewer system. Based on flow totalizer measurements, groundwater is being extracted at a rate of approximately 0.09 gallons per minute (gpm; see Table 10).

Influent, mid-fluent, and effluent groundwater samples were collected from the GWE&T portion of the system on January 5, February 2, and March 10, 2015. Analytical results indicate only the presence of total xylenes in the influent samples, which fluctuated from below laboratory detection limits (less than  $0.50 \text{ }\mu\text{g}/\text{L}$ ) to  $0.83 \text{ }\mu\text{g}/\text{L}$ . All constituents of concern (GRO, BTEX, naphthalene, PCE, TCE, vinyl chloride, and 1,2-DCA) were reported as non-detect in all of the effluent groundwater samples. Influent concentrations of fuel contaminants in groundwater are relatively low, and therefore, contaminant mass removal in the dissolved phase is low (see Tables 9 and 10). Based on analytical results, the GAC groundwater treatment system appears to be operating in compliance with East Bay Municipal Utilities District discharge requirements.

## DISCUSSION

As noted above, contaminant mass extraction rates beneath the site are relatively low. However, in general, DPE work appears to be resulting in a decline in petroleum hydrocarbon concentrations in groundwater beneath the site. The following tables present a summary of GRO and benzene concentration reductions over time by comparing data from September 2014 (prior to initiating DPE) and February 2015 (following approximately 2 months of DPE).

### GRO in Groundwater ( $\mu\text{g/L}$ )

Well	MW-1	MW-4	MW-5	MW-6	MW-7
Sept. 2014	24,000	1,500	3,000	140	5,100
Feb. 2015	17,000	350	80	570	2,100
% Reduction	29.2	76.7	97.3	N/A	58.8

### Benzene in Groundwater ( $\mu\text{g/L}$ )

Well	MW-1	MW-4	MW-5	MW-6	MW-7
Sept. 2014	320	37	17	11	200
Feb. 2015	400	7.2	<0.5	32	47
% Reduction	N/A	80.5	>97	N/A	76.5

Note: Well MW-9 was not sampled during the first or third quarter 2014 due to low groundwater recharge rates. Samples collected from wells MW-2, MW-3, and MW-8 are consistently absent of petroleum hydrocarbons.

The data above illustrates that at 3 of the five wells (MW-4, MW-5, and MW-7), GRO concentrations declined over 50 percent since September 2014 and benzene concentrations declined by over 75 percent since September 2014.

Although well MW-1 is situated in close proximity to extraction well EX-3, which is connected to the DPE system, a petroleum sheen in well MW-1 remains persistent. Given this condition, Stratus modified the remediation system on March 23, 2015 to begin extracting from MW-1 in an attempt to improve groundwater quality in this area of the site.

Given the necessity of reducing petroleum hydrocarbon concentrations and sheen at well MW-1, Stratus anticipates continuing DPE through at least May 2015. Due to relatively low groundwater levels beneath the property, and continued drought conditions, we expect that subsurface conditions will remain ideal for performing DPE remediation during the spring, summer, and fall months of 2015, in the event that continued DPE is deemed necessary and appropriate for the site.

### LIMITATIONS:

This document was prepared in general accordance with accepted standards of care that existed at the time this work was performed. No other warranty, expressed or implied, is made. Conclusions and recommendations are based on field observations and data obtained from this work and previous investigations. It should be recognized that definition and evaluation of geologic conditions is a difficult and somewhat inexact science. Judgments leading to conclusions and recommendations are generally made with an incomplete knowledge of the subsurface conditions present. More extensive studies may be performed to reduce uncertainties. This document is solely for the use and information of our client unless otherwise noted.

## ATTACHMENTS:

- Table 1 Groundwater Elevation Summary
- Table 2 Groundwater Analytical Summary for Petroleum Hydrocarbons
- Table 3 Analytical Results for Fuel Oxygenates and Additives
- Table 4 Analytical Results for Volatile Organic Compounds
- Table 5 Operational Uptime and Flow Summary
- Table 6 Vacuum and Depth to Water Summary
- Table 7 SVE Component – Analytical Results and Flowrates
- Table 8 SVE Component – Extraction and Emission Rates
- Table 9a Groundwater Extraction Component – Groundwater Analytical Data Summary
- Table 9b Groundwater Extraction Component – Groundwater Analytical Data Summary
- Table 10 Groundwater Extraction Component – Operational Performance and Mass Removal Summary
  
- Figure 1 Site Location Map
- Figure 2 Site Plan
- Figure 3 Site Vicinity Map
- Figure 4 Petroleum Hydrocarbon Groundwater Analytical Summary Above 40' bgs
- Figure 5 Halogenated VOC Groundwater Analytical Summary Above 40' bgs
- Figure 6 Process Flow Diagram
- Appendix A Field Data Sheets
- Appendix B Sampling and Analysis Procedures
- Appendix C Laboratory Analytical Reports and Chain-of-Custody Documentation
- Appendix D GeoTracker Electronic Submittal Information

**TABLE 1  
GROUNDWATER ELEVATION SUMMARY**

Grimit Auto Repair & Automotive Service, 1970 Seminary Avenue, Oakland, California

<b>Well Number</b>	<b>Date</b>	<b>Depth to Water (ft bgs)</b>	<b>Well Casing Elevation (ft MSL)</b>	<b>LPH Apparent Thickness (ft)</b>	<b>Groundwater Elevation (corrected*) (ft MSL)</b>
<b>MW-1 (deep)</b>	07/22/00	21.93	36.99	sheen	15.06
	01/29/01	19.49	36.99	0.01	17.51
	07/28/01	19.84	36.99	sheen	17.15
	02/03/02	16.03	36.99	0.01	20.97
	07/23/02	20.45	36.99	0.01	16.55
	01/20/03	15.08	36.99	0.02	21.92
	07/30/03	19.06	36.99	0.02	17.94
	01/27/04	16.45	36.99	sheen	20.54
	07/22/04	20.22	40.02	0.08	19.86
	01/20/05	13.92	40.02	sheen	26.10
	07/20/05	16.76	40.02	sheen	23.26
	01/26/06	14.40	40.02	0.01	25.63
	07/27/06	17.66	40.02	sheen	22.36
	01/24/07	17.43	40.02	0.02	22.60
	07/18/07	19.31	40.02	0.17	20.84
	02/15/08	14.80	40.02	0.02	25.23
	07/25/08	20.21	40.02	0.42	20.12
	01/23/09[1]	19.71	40.02	0.08	20.37
	07/20/09	19.58	40.02	0.125	20.53
	01/25/10[1]	13.69	40.02	0.125	26.42
	07/29/10	21.20	40.02	0.40	19.12
	01/31/11	19.12	40.02	0.21	21.06
	07/12/11	20.90	40.02	0.30	19.34
	01/17/12	20.89	42.91	0.06	22.06
	07/16/12	19.75	42.91	sheen	23.16
	01/14/13	16.58	42.91	sheen	26.33
	07/15/13	21.73	42.91	0.05	21.22
	01/30/14	23.45	42.91	0.20	19.60
09/30/14	23.39	42.91	sheen	19.52	
02/24/15	25.80	42.91	sheen	17.11	

**TABLE 1  
GROUNDWATER ELEVATION SUMMARY**

Grimit Auto Repair & Automotive Service, 1970 Seminary Avenue, Oakland, California

<b>Well Number</b>	<b>Date</b>	<b>Depth to Water (ft bgs)</b>	<b>Well Casing Elevation (ft MSL)</b>	<b>LPH Apparent Thickness (ft)</b>	<b>Groundwater Elevation (corrected*) (ft MSL)</b>
<b>MW-2 (deep)</b>	07/22/00	13.73	36.40	--	22.67
	01/29/01	12.25	36.40	--	24.15
	07/28/01[1]	16.73	36.40	--	19.67
	02/03/02	11.40	36.40	--	25.00
	07/23/02	13.42	36.40	--	22.98
	01/20/03	10.49	36.40	--	25.91
	07/30/03	13.47	36.40	--	22.93
	01/27/04	11.72	36.40	--	24.68
	07/22/04	13.86	39.42	--	25.56
	01/20/05	10.24	39.42	--	29.18
	07/20/05	12.34	39.42	--	27.08
	01/26/06	10.60	39.42	--	28.82
	07/27/06	13.02	39.42	--	26.40
	01/24/07	15.76	39.42	--	23.66
	07/18/07	13.91	39.42	--	25.51
	02/15/08	10.94	39.42	--	28.48
	07/25/08	14.29	39.42	--	25.13
	01/23/09[1]	20.17	39.42	--	19.25
	07/20/09	15.16	39.42	--	24.26
	01/25/10[1]	15.66	39.42	--	23.76
	07/29/10	12.58	39.42	--	26.84
	01/31/11	20.15	39.42	--	19.27
	07/12/11	11.12	39.42	--	28.30
	01/17/12	13.47	42.32	--	28.85
	07/16/12	12.18	42.32	--	30.14
	01/14/13	13.82	42.32	sheen	28.50
	07/15/13	12.48	42.32	--	29.84
	01/30/14	17.11	42.32	--	25.21
	09/30/14	19.41	42.32	--	22.91
	02/24/14	12.50	42.32	--	29.82

**TABLE 1**  
**GROUNDWATER ELEVATION SUMMARY**

Grimit Auto Repair & Automotive Service, 1970 Seminary Avenue, Oakland, California

Well Number	Date	Depth to Water (ft bgs)	Well Casing Elevation (ft MSL)	LPH Apparent Thickness (ft)	Groundwater Elevation (corrected*) (ft MSL)
MW-3 (shallow)	07/22/00	9.41	36.94	--	27.53
	01/29/01	7.23	36.94	--	29.71
	07/28/01	8.63	36.94	--	28.31
	02/03/02	7.99	36.94	--	28.95
	07/23/02	10.17	36.94	--	26.77
	01/20/03	6.76	36.94	--	30.18
	07/30/03	10.13	36.94	--	26.81
	01/27/04	7.65	36.94	--	29.29
	07/22/04	11.29	39.95	--	28.66
	01/20/05	6.24	39.95	--	33.71
	07/20/05	9.03	39.95	--	30.92
	01/26/06	6.49	39.95	--	33.46
	07/27/06	8.80	39.95	--	31.15
	01/24/07	8.75	39.95	--	31.20
	07/18/07	11.29	39.95	--	28.66
	02/15/08	6.79	39.95	--	33.16
	07/25/08	12.40	39.95	--	27.55
	01/23/09[1]	9.72	39.95	--	30.23
	07/20/09	10.81	39.95	--	29.14
	01/25/10[1]	7.67	39.95	--	32.28
	07/29/10	10.42	39.95	--	29.53
	01/31/11	9.57	39.95	--	30.38
	07/12/11	9.87	39.95	--	30.08
	01/17/12	11.05	42.85	--	31.80
	07/16/12	10.45	42.85	--	32.40
	01/14/13	8.82	42.85	--	34.03
	07/15/13	10.31	42.85	--	32.54
	01/30/14	16.70	42.85	--	26.15
09/30/14	13.82	42.85	--	29.03	
02/24/15	7.77	42.85	--	35.08	

**TABLE 1**  
**GROUNDWATER ELEVATION SUMMARY**

Grimit Auto Repair & Automotive Service, 1970 Seminary Avenue, Oakland, California

<b>Well Number</b>	<b>Date</b>	<b>Depth to Water (ft bgs)</b>	<b>Well Casing Elevation (ft MSL)</b>	<b>LPH Apparent Thickness (ft)</b>	<b>Groundwater Elevation (corrected*) (ft MSL)</b>
<b>MW-4</b> (deep)	07/22/00	20.67	36.47	--	15.80
	01/29/01	18.06	36.47	--	18.41
	07/28/01	20.80	36.47	--	15.67
	02/03/02	15.53	36.47	--	20.94
	07/23/02	20.26	36.47	--	16.21
	01/20/03	15.26	36.47	--	21.21
	07/30/03	20.23	36.47	--	16.24
	01/27/04	17.15	36.47	--	19.32
	07/22/04	21.28	36.49	--	15.21
	01/20/05	14.20	36.49	--	22.29
	07/20/05	17.64	36.49	--	18.85
	01/26/06	14.42	36.49	--	22.07
	07/27/06	18.51	36.49	--	17.98
	01/24/07	18.43	36.49	--	18.06
	07/18/07	20.59	36.49	--	15.90
	02/15/08	15.11	36.49	--	21.38
	07/25/08	21.12	36.49	--	15.37
	01/23/09[1]	19.99	36.49	--	16.50
	07/20/09	20.58	36.49	--	15.91
	01/25/10[1]	15.07	36.49	--	21.42
	07/29/10	21.25	36.49	--	15.24
	01/31/11	18.24	36.49	--	18.25
	07/12/11	19.38	36.49	--	17.11
	01/17/12	22.34	42.39	--	20.05
	07/16/12	21.53	42.39	--	20.86
	01/14/13	15.37	42.39	--	27.02
	07/15/13	22.79	42.39	--	19.60
	01/30/14	23.47	42.39	--	18.92
09/30/14	23.25	42.39	--	19.14	
02/24/15	22.50	42.39	--	19.89	



**TABLE 1**  
**GROUNDWATER ELEVATION SUMMARY**

Grimit Auto Repair & Automotive Service, 1970 Seminary Avenue, Oakland, California

Well Number	Date	Depth to Water (ft bgs)	Well Casing Elevation (ft MSL)	LPH Apparent Thickness (ft)	Groundwater Elevation (corrected*) (ft MSL)
MW-5 (deep)	07/22/00	21.42	36.77	--	15.35
	01/29/01	20.79	36.77	--	15.98
	07/28/01	21.07	36.77	--	15.70
	02/03/02	17.67	36.77	--	19.10
	07/23/02	20.16	36.77	--	16.61
	01/20/03	17.21	36.77	--	19.56
	07/30/03	20.32	36.77	--	16.45
	01/27/04	18.34	36.77	--	18.43
	07/22/04	20.90	39.79	--	18.89
	01/20/05	15.89	39.79	--	23.90
	07/20/05	17.97	39.79	--	21.82
	01/26/06	15.49	39.79	--	24.30
	07/27/06	18.50	39.79	--	21.29
	01/24/07	18.76	39.79	--	21.03
	07/18/07	20.12	39.79	--	19.67
	02/15/08[1]	16.35	39.79	--	23.44
	07/25/08	20.57	39.79	--	19.22
	01/23/09[1]	19.42	39.79	--	20.37
	07/20/09	20.35	39.79	--	19.44
	01/25/10[1]	16.33	39.79	--	23.46
	07/29/10	19.47	39.79	--	20.32
	01/31/11	17.70	39.79	--	22.09
	07/12/11	17.91	39.79	--	21.88
	01/17/11	21.25	42.69	sheen	21.44
	07/16/12	19.74	42.69	sheen	22.95
	01/14/13	16.74	42.69	--	25.95
	07/15/13	21.24	42.69	--	21.45
	01/30/14	22.92	42.69	--	19.77
	09/30/14	23.01	42.69	--	19.68
	02/24/15	23.51	42.69	--	19.18

**TABLE 1  
GROUNDWATER ELEVATION SUMMARY**

Grimit Auto Repair & Automotive Service, 1970 Seminary Avenue, Oakland, California

Well Number	Date	Depth to Water (ft bgs)	Well Casing Elevation (ft MSL)	LPH Apparent Thickness (ft)	Groundwater Elevation (corrected*) (ft MSL)
MW-6 (shallow)	07/22/00	11.50	36.42	--	24.92
	01/29/01	9.34	36.42	--	27.08
	07/28/01	NA	36.42	--	NA
	02/03/02	9.32	36.42	--	27.10
	07/23/02	11.33	36.42	--	25.09
	01/20/03	8.49	36.42	--	27.93
	07/30/03	11.35	36.42	--	25.07
	01/27/04	9.20	36.42	--	27.22
	07/22/04	11.13	39.44	--	28.31
	01/20/05	7.65	39.44	--	31.79
	07/20/05	10.02	39.44	--	29.42
	01/26/06	8.13	39.44	--	31.31
	07/27/06	10.59	39.44	--	28.85
	01/24/07	10.09	39.44	--	29.35
	07/18/07	11.06	39.44	--	28.38
	02/15/08	8.17	39.44	--	31.27
	07/25/08	11.30	39.44	--	28.14
	01/23/09[1]	9.82	39.44	--	29.62
	07/20/09	11.02	39.44	--	28.42
	01/25/10[1]	6.58	39.44	--	32.86
	07/29/10	10.72	39.44	--	28.72
	01/31/11	8.58	39.44	--	30.86
	07/12/11	9.32	39.44	--	30.12
	01/17/12	11.14	42.34	--	31.20
	07/16/12	10.11	42.34	--	32.23
	01/14/13	8.41	42.34	sheen	33.93
	07/15/13	9.92	42.34	--	32.42
	01/30/14	14.69	42.34	--	27.65
09/30/14	11.37	42.34	--	30.97	
02/24/15	9.49	42.34	--	32.85	

**TABLE 1  
GROUNDWATER ELEVATION SUMMARY**

Grimit Auto Repair & Automotive Service, 1970 Seminary Avenue, Oakland, California

<b>Well Number</b>	<b>Date</b>	<b>Depth to Water (ft bgs)</b>	<b>Well Casing Elevation (ft MSL)</b>	<b>LPH Apparent Thickness (ft)</b>	<b>Groundwater Elevation (corrected*) (ft MSL)</b>
<b>MW-7 (deep)</b>	07/22/00	19.85	36.83	--	16.98
	01/29/01	17.59	36.83	--	19.24
	07/28/01	20.05	36.83	--	16.78
	02/03/02	15.89	36.83	--	20.94
	07/23/02	19.57	36.83	--	17.26
	01/20/03	15.36	36.83	--	21.47
	07/30/03	19.21	36.83	--	17.62
	01/27/04	16.84	36.83	--	19.99
	07/22/04	20.17	39.84	--	19.67
	01/20/05	14.44	39.84	--	25.40
	07/20/05	17.26	39.84	--	22.58
	01/26/06	14.55	39.84	--	25.29
	07/27/06	18.13	39.84	--	21.71
	01/24/07	18.03	39.84	--	21.81
	07/18/07	19.76	39.84	--	20.08
	02/15/08	15.44	39.84	--	24.40
	01/23/09[1]	20.50	39.84	--	19.34
	01/23/09	19.08	39.84	--	20.76
	07/20/09	20.20	39.84	--	19.64
	01/25/10[1]	15.30	39.84	--	24.54
	07/29/10	19.60	39.84	--	20.24
	01/31/11	17.63	39.84	--	22.21
	07/12/11	17.77	39.84	--	22.07
	01/17/12	21.63	42.72	sheen	21.09
	07/16/12	19.81	42.72	sheen	22.91
	01/14/13	16.65	42.72	sheen	26.07
	07/15/13	21.67	42.72	--	21.05
	01/30/14	27.19	42.72	--	15.53
	09/30/14	23.41	42.72	--	19.31
	02/24/15	25.55	42.72	--	17.17

**TABLE 1**  
**GROUNDWATER ELEVATION SUMMARY**

Grimit Auto Repair & Automotive Service, 1970 Seminary Avenue, Oakland, California

<b>Well Number</b>	<b>Date</b>	<b>Depth to Water (ft bgs)</b>	<b>Well Casing Elevation (ft MSL)</b>	<b>LPH Apparent Thickness (ft)</b>	<b>Groundwater Elevation (corrected*) (ft MSL)</b>
<b>MW-8</b> (shallow)	07/22/00	5.47	36.55	--	31.08
	01/29/01	3.01	36.55	--	33.54
	07/23/02	5.11	36.55	--	31.44
	01/20/03	3.57	36.55	--	32.98
	07/30/03	5.23	36.55	--	31.32
	01/27/04	4.26	36.55	--	32.29
	07/22/04	5.42	36.55	--	31.13
	01/20/05	3.39	36.55	--	33.16
	07/20/10	5.14	39.49	--	34.35
	01/26/06	3.70	39.49	--	35.79
	07/27/06	5.63	39.49	--	33.86
	01/24/07	4.87	39.49	--	34.62
	07/18/07	5.41	39.49	--	34.08
	02/15/08	3.77	39.49	--	35.72
	07/25/08	5.67	39.49	--	33.82
	01/23/09[1]	3.55	39.49	--	35.94
	07/20/09	5.71	39.49	--	33.78
	01/25/10[1]	1.15	39.49	--	38.34
	07/29/10	5.40	39.49	--	34.09
	01/31/11	3.16	39.49	--	36.33
	07/12/11	4.63	39.49	--	34.86
	01/17/12	5.26	42.42	--	37.16
	07/16/12	5.31	42.42	--	37.11
	01/14/13	4.15	42.42	--	38.27
	07/15/13	5.34	42.42	--	37.08
	01/30/14	5.20	42.42	--	37.22
09/30/14	5.20	42.42	--	37.22	
02/24/15	3.87	42.42	--	38.55	

**TABLE 1  
GROUNDWATER ELEVATION SUMMARY**

Grimit Auto Repair & Automotive Service, 1970 Seminary Avenue, Oakland, California

<b>Well Number</b>	<b>Date</b>	<b>Depth to Water (ft bgs)</b>	<b>Well Casing Elevation (ft MSL)</b>	<b>LPH Apparent Thickness (ft)</b>	<b>Groundwater Elevation (corrected*) (ft MSL)</b>
<b>MW-9</b> (shallow)	07/22/00	15.78	36.70	--	20.92
	01/29/01	14.65	36.70	--	22.05
	07/28/01	15.33	36.70	--	21.37
	02/03/02	12.59	36.70	--	24.11
	07/23/02	15.27	36.70	--	21.43
	01/20/03	12.27	36.70	--	24.43
	07/30/03	14.85	36.70	--	21.85
	01/27/04	11.72	36.70	--	24.98
	07/22/04	15.17	39.71	--	24.54
	01/20/05	10.16	39.71	--	29.55
	07/20/05	12.12	39.71	--	27.59
	01/26/06	10.12	39.71	--	29.59
	07/27/06	12.52	39.71	--	27.19
	01/24/07	12.63	39.71	--	27.08
	07/18/07	13.77	39.71	--	25.94
	02/15/08	10.78	39.71	--	28.93
	07/25/08	13.93	39.71	--	25.78
	01/23/09[1]	13.08	39.71	--	26.63
	07/20/09	13.63	39.71	--	26.08
	01/25/10[1]	11.35	39.71	--	28.36
	07/29/10	12.49	39.71	--	27.22
	01/31/11	11.98	39.71	--	27.73
	07/12/11	11.98	39.71	--	27.73
	01/17/12	12.57	42.61	--	30.04
	07/16/12	12.48	42.61	--	30.13
	01/14/13	12.35	42.61	--	30.26
	07/15/13	13.35	42.61	--	29.26
	01/30/14	17.20	42.61	--	25.41
09/30/14	18.61	42.61	--	24.00	
02/24/15	18.70	42.61	--	23.91	

**Legend/Key:**

ft bgs = feet below ground surface  
ft MSL = feet above mean sea level  
[1] = Well possibly not calibrated  
[2] = Well not stabilized; water level rising

**TABLE 2**  
**GROUNDWATER ANALYTICAL SUMMARY FOR PETROLEUM HYDROCARBONS**  
 Gritmit Auto Repair & Automotive Service, 1970 Seminary Avenue, Oakland, California

Well Number	Date Collected	GRO (µg/L)	Oil & Grease (µg/L)	Benzene (µg/L)	Toluene (µg/L)	Ethyl-benzene (µg/L)	Total Xylenes (µg/L)	Naphthalene (µg/L)
MW-1 (deep)	07/22/00	37,000	320,000[1,2]	2,200	2,600	1,300	5,200	--
	01/29/01	36,000	76,000[1,2]	2,100	2,300	1,200	4,500	--
	07/28/01	99,000	86,000[1,2]	1,500	2,300	1,700	6,600	--
	02/03/02	42,000	42,000[1,2]	1,200	1,300	1,100	3,900	--
	07/23/02	53,000	170,000[1,2]	1,700	2,800	1,500	5,100	--
	01/20/03	33,000	65,000[1,2]	2,100	2,500	1,300	4,400	--
	07/30/03	24,000	55,000[1]	1,300	1,500	760	2,700	--
	01/27/04	21,000	220,000[1]	1,600	1,500	1,100	3,200	--
	07/22/04	31,000	780,000[1,2]	1,500	1,700	1,200	4,100	--
	01/20/05	25,000	72,000[1,2]	1,300	1,400	1,000	2,800	--
	07/20/05	22,000	500,000[1,2]	1,100	1,600	830	2,600	--
	01/26/06	28,000	64,000[1,2]	1,600	1,500	1,200	3,500	--
	07/27/06	25,000	NA	810	1,000	1,100	3,200	--
	01/25/07	32,000	170,000[1]	990	960	1,100	3,500	--
	07/19/07	32,000	1,100,000[1]	600	740	950	2,500	--
	02/15/08	28,000	3,500,000[1,2]	930	780	940	2,500	--
	07/25/08	28,000	NA	540	580	750	2,000	--
	01/23/09	52,000	1,000,000[1,2]	420	350	1,400	3,600	--
	07/21/09	19,000	46,000[1]	530	500	890	2,300	--
	01/25/10	23,000	140,000[1,2]	780	540	850	2,200	--
07/29/10								
01/31/11								
07/12/11								
01/17/12								
07/16/12	16,000	73,000 / 41,000[3]	270	240	590	832	--	
01/14/13	95,000	80,000 / 61,000[3]	310	310	700	1,520	--	
07/15/13	48,000	<5,000	280	280	1,000	1,310	--	
01/30/14	62,000	320,000 / 190,000[3]	280	220	1,200	817	--	
09/30/14	24,000	14,000 / 9,300[3]	320	280	780	1,188	--	
02/24/15	17,000	260,000 / 130,000[3]	400	210	560	634	--	

**TABLE 2**  
**GROUNDWATER ANALYTICAL SUMMARY FOR PETROLEUM HYDROCARBONS**  
 Gritmit Auto Repair & Automotive Service, 1970 Seminary Avenue, Oakland, California

Well Number	Date Collected	GRO (µg/L)	Oil & Grease (µg/L)	Benzene (µg/L)	Toluene (µg/L)	Ethyl-benzene (µg/L)	Total Xylenes (µg/L)	Napthalene (µg/L)
MW-2 (deep)	07/22/00	180	<5,000[1,2]	10	ND	4.5	6.0	--
	01/29/01	130	<5,000[1,2]	16	ND	1.9	3.8	--
	07/28/01	<50	<5,000[1,2]	2.7	ND	0.64	0.69	--
	02/03/02	140	<5,000[1,2]	5.5	ND	9.0	12	--
	07/23/02	780	<5,000[1,2]	52	2.0	44	6.2	--
	01/20/03	1,900	<5,000[1,2]	120	10	120	94	--
	07/30/03	710	<5,000[1,2]	43	1.8	24	5.9	--
	01/27/04	180	<5,000[1,2]	10	<0.5	3.2	10	--
	07/22/04	<50	<5,000[1,2]	0.90	<0.5	<0.5	<0.5	--
	01/20/05	96	<5,000[1,2]	1.3	<0.5	1.5	1.0	--
	07/20/05	430	<5,000[1,2]	17	1.5	2.3	1.2	--
	01/26/06	120	<5,000[1,2]	5.3	<0.5	0.64	3.3	--
	07/27/06	89	<5,000[1,2]	3.1	<0.5	1.9	3.1	--
	01/25/07	<50	<5,000[1,2]	<0.5	<0.5	<0.5	<0.5	--
	07/19/07	100	<5,000[1,2]	1.1	<0.5	<0.5	<0.5	--
	02/15/08	460	<5,000[1,2]	25	0.75	3.7	3.2	--
	07/25/08	<50	<5,000[1,2]	0.66	<0.5	<0.5	<0.5	<0.5
	01/23/09	<50	<5,000[1,2]	<0.5	<0.5	<0.5	<0.5	--
	07/21/09	<50	<5,000[1,2]	<0.5	<0.5	<0.5	<0.5	--
	01/25/10	<50	<5,000[1,2]	<0.5	<0.5	<0.5	<0.5	--
	07/29/10	170	<5,000	<0.50	<0.50	<0.50	<0.50	--
	01/31/11	<50	<5,000	<0.50	<0.50	<0.50	0.60	--
	07/12/11	410	<5,000	1.3	<0.50	0.55	<0.50	--
	01/17/12	<50	<5,000	<0.50	<0.50	<0.50	<0.50	--
	07/16/12	60	<5,000	1.6	<0.50	<0.50	<0.50	--
	01/14/13	<50	<5,000	<0.50	<0.50	<0.50	<0.50	--
	07/15/13	<50	<5,000	<0.50	<0.50	<0.50	<0.50	--
	01/31/14	<50	<5,000	<0.50	<0.50	<0.50	<0.50	--
09/30/14	<50	<5,000	<0.50	<0.50	<0.50	<0.50	--	
02/24/15	<50	<5,000	<0.50	<0.50	<0.50	<0.50	--	

**TABLE 2**  
**GROUNDWATER ANALYTICAL SUMMARY FOR PETROLEUM HYDROCARBONS**  
 Gritmit Auto Repair & Automotive Service, 1970 Seminary Avenue, Oakland, California

Well Number	Date Collected	GRO (µg/L)	Oil & Grease (µg/L)	Benzene (µg/L)	Toluene (µg/L)	Ethyl-benzene (µg/L)	Total Xylenes (µg/L)	Napthalene (µg/L)
MW-3 (shallow)	07/22/00	230	<5,000[1,2]	0.89	2.4	ND	ND	--
	01/29/01	450	<5,000[1]	1.1	1.6	11	3.6	--
	07/28/01	<50	<5,000[1]	<0.5	ND	ND	ND	--
	02/03/02	98	<5,000[1]	<0.5	ND	ND	ND	--
	07/23/02	<50	<5,000[1]	<0.5	<0.5	<0.5	<0.5	--
	01/20/03	700	<5,000[1]	1.6	0.56	41	21	--
	07/30/03	<50	<5,000[1]	<0.5	<0.5	<0.5	<0.5	--
	01/27/04	85	<5,000[1]	<0.5	<0.5	<0.5	0.87	--
	07/22/04	<50	<5,000[1]	<0.5	<0.5	<0.5	<0.5	--
	01/20/05	440	<5,000[1]	0.81	0.67	7.1	2.6	--
	07/20/05	130	<5,000[1]	<0.5	1.2	<0.5	<0.5	--
	01/26/06	790	<5,000[1]	1.0	1.0	12	3.4	--
	07/27/06	<50	<5,000[1]	<0.5	<0.5	<0.5	<0.5	--
	01/25/07	<50	<5,000[1]	<0.5	<0.5	<0.5	<0.5	--
	07/19/07	<50	<5,000[1]	<0.5	<0.5	<0.5	<0.5	--
	02/15/08	74	<5,000[1]	<0.5	<0.5	<0.5	<0.5	--
	07/25/08	<50	<5,000[1]	<0.5	<0.5	<0.5	<0.5	<0.5
	01/23/09	<50	<5,000[1]	<0.5	<0.5	<0.5	<0.5	--
	07/21/09	<50	<5,000[1]	<0.5	<0.5	<0.5	<0.5	--
	01/25/10	150	<5,000[1,2]	<0.5	<0.5	<0.5	<0.5	--
	07/29/10	<50	<5,000	<0.50	<0.50	<0.50	<0.50	--
	01/31/11	<50	<5,000	<0.50	<0.50	<0.50	<0.50	--
	07/12/11	<50	<5,000	<0.50	<0.50	<0.50	<0.50	--
	01/17/12	<50	<5,000	<0.50	<0.50	<0.50	<0.50	--
	07/16/12	<50	<5,000	<0.50	<0.50	<0.50	<0.50	--
	01/14/13	<50	<5,000	<0.50	<0.50	<0.50	<0.50	--
	07/15/13	<50	<5,000	<0.50	<0.50	<0.50	<0.50	--
	01/31/14	<50	<5,000	<0.50	<0.50	<0.50	<0.50	--
09/30/14	<50	<5,000	<0.50	<0.50	<0.50	<0.50	--	
02/24/15	<50	<5,000	<0.50	<0.50	<0.50	<0.50	--	



**TABLE 2**  
**GROUNDWATER ANALYTICAL SUMMARY FOR PETROLEUM HYDROCARBONS**  
 Gritmit Auto Repair & Automotive Service, 1970 Seminary Avenue, Oakland, California

Well Number	Date Collected	GRO (µg/L)	Oil & Grease (µg/L)	Benzene (µg/L)	Toluene (µg/L)	Ethyl-benzene (µg/L)	Total Xylenes (µg/L)	Napthalene (µg/L)
MW-4 (deep)	07/22/00	2,700	7,000[1,2]	940	14	31	12	--
	01/29/01	2500	<5,000[1,2]	980	11	35	5	--
	07/28/01	1,100	90,000[1,2]	250	6.3	19	4.8	--
	02/03/02	2,100	7,400[1,2]	890	23	41	20	--
	07/23/02	1,200	<5,000[1,2]	490	11	22	8.8	--
	01/20/03	1,900	<5,000[1,2]	740	11	32	12	--
	07/30/03	1,700	<5,000[1,2]	440	8.9	18	6.1	--
	01/27/04	1,100	31,000[1,2]	350	10	17	5.0	--
	07/22/04	910	54,000[1,2]	210	7.9	19	6.5	--
	01/20/05	1,900	<5,000[1,2]	550	36	63	43	--
	07/20/05	1,300	<5,000[1,2]	310	11	36	12	--
	01/26/06	1,900	26,000[1,2]	500	16	40	12	--
	07/27/06	980	85,000[1,2]	340	13	18	8.8	--
	01/24/07	910	7,100[1,2]	230	5	15	4	--
	07/18/07	960	<5,000[1,2]	150	3.9	9.9	3.4	--
	02/15/08	1,500	12,000[1,2]	310	12	18	11	--
	07/25/08	1,000	7,800[1,2]	54	3.1	5.5	2.0	4.7
	01/23/09	1,000	<5,000[1,2]	200	5	9.3	2.3	--
	07/20/09	940	12,000[1,2]	230	8.8	6.5	8.0	--
	01/25/10	1,000	29,000[1,2]	240	6.9	20	8.9	--
	07/29/10	1,000	<5,000	190	7.8	15	4.0	--
	01/31/11	1,300	20,000 / <5,000[3]	280	14	17	4.6	--
	07/12/11	1,300	<5,000	88	5.8	18	0.84	--
	01/17/12	950	<5,000	40	2.1	6.6	0.99	--
	07/16/12	1,100	42,000 / 26,000[3]	130	9.8	12	4.1	--
	01/14/13	1,600	18000 / 16,000[3]	350	38	47	51.6	--
	07/15/13	890	<5,000	62	4.5	10	2.74	--
	01/31/14	740	<5,000	54	<2.0[1]	<2.0[1]	<2.0[1]	--
09/30/14	1,500	<5,000	37	3.0	6.9	1.2	--	
02/24/15	350	15,000/ 11,000[3]	7.2	<1.0[4]	1.3	<1.0[4]	--	

**TABLE 2**  
**GROUNDWATER ANALYTICAL SUMMARY FOR PETROLEUM HYDROCARBONS**  
 Gritmit Auto Repair & Automotive Service, 1970 Seminary Avenue, Oakland, California

Well Number	Date Collected	GRO (µg/L)	Oil & Grease (µg/L)	Benzene (µg/L)	Toluene (µg/L)	Ethyl-benzene (µg/L)	Total Xylenes (µg/L)	Napthalene (µg/L)
MW-5 (deep)	07/22/00	14,000	12,000[1,2]	290	140	770	630	--
	01/29/01	8,200	11,000[1,2]	180	42	420	250	--
	07/28/01	9,100	<5,000[1,2]	190	67	540	430	--
	02/03/02	11,000	<5,000[1]	250	160	730	540	--
	07/23/02	6,400	<5,000[1]	160	67	540	390	--
	01/20/03	7,300	<5,000[1,2]	190	80	480	310	--
	07/30/03	8,700	<5,000[1,2]	170	35	470	300	--
	01/27/04	7,600	<5,000[1]	220	50	460	290	--
	07/22/04	10,000	<5,000[1]	200	38	510	400	--
	01/20/05	8,500	<5,000[1,2]	130	63	430	280	--
	07/20/05	7,900	<5,000[1,2]	110	47	350	250	--
	01/26/06	8,000	<5,000[1]	170	53	410	270	--
	07/27/06	5,300	<5,000[1]	110	35	380	250	--
	01/25/07	1,300	<5,000[1,2]	17	6.1	34	46	--
	07/19/07	10,000	<5,000[1,2]	99	15	250	200	--
	02/15/08	9,900	<5,000[1,2]	120	26	290	200	--
	07/25/08	5,600	<5,000[1,2]	120	20	210	190	16
	01/23/09	6,600	<5,000[1,2]	68	18	220	110	--
	07/21/09	5,600	<5,000[1]	81	21	210	160	--
	01/25/10	2,800	<5,000[1,2]	32	11	100	64	--
	07/29/10	2,900	<5,000	23	6.9	130	70.6	--
	01/31/11	4,400	<5,000	25	12	170	78.1	--
	07/12/11	5,700	<5,000	30	11	190	89	--
	01/17/12	4,000	<5,000	25	5.4	150	54.1	--
	07/16/12	3,700	<5,000	28	6.4	140	52.0	--
	01/14/13	2,100	<5,000	11	8.1	90	41.3	--
	07/15/13	3,900	<5,000	27	5.1	110	31.2	--
	01/31/14	1,600	<5,000	13	1.0	6.5	2.2	--
09/30/14	3,000	<5,000	17	<1.0[4]	26	5.4	--	
02/24/15	80	<5,000	<0.50	<0.50	<0.50	<0.50	--	

**TABLE 2**  
**GROUNDWATER ANALYTICAL SUMMARY FOR PETROLEUM HYDROCARBONS**  
 Gritmit Auto Repair & Automotive Service, 1970 Seminary Avenue, Oakland, California

Well Number	Date Collected	GRO (µg/L)	Oil & Grease (µg/L)	Benzene (µg/L)	Toluene (µg/L)	Ethyl-benzene (µg/L)	Total Xylenes (µg/L)	Napthalene (µg/L)
MW-6 (shallow)	07/22/00	2,200	<5,000[1,2]	290	9.6	80	43	--
	01/29/01	2,500	<5,000[1,2]	220	11	150	230	--
	07/28/01	NA	<5,000[1,2]	--	--	--	--	--
	02/03/02	2,500	<5,000[1,2]	290	18	88	330	--
	07/23/02	1,100	<5,000[1,2]	160	6.5	54	35	--
	01/20/03	3,800	<5,000[1,2]	370	33	220	300	--
	07/30/03	2,000	<5,000[1,2]	250	4.8	50	24	--
	01/27/04	2,600	<5,000[1,2]	420	20	170	180	--
	07/22/04	1,200	<5,000[1,2]	110	3.2	36	17	--
	01/20/05	3,100	<5,000[1,2]	280	21	180	250	--
	07/20/05	730	<5,000[1,2]	66	4.4	25	26	--
	01/26/06	1,900	<5,000[1,2]	180	12	120	140	--
	07/27/06	670	<5,000[1,2]	120	5	17	15	--
	01/25/07	650	<5,000[1,2]	99	2.7	20	16	--
	07/19/07	4,200	<5,000[1,2]	360	18	47	55	--
	02/15/08	2,100	<5,000[1,2]	200	10	100	97	--
	07/25/08	370	<5,000[1,2]	27	3.1	2.2	2.7	<0.5
	01/23/09	330	<5,000[1,2]	69	3.6	11	8.1	--
	07/21/09	290	<5,000[1,2]	40	1.9	9.3	7.8	--
	01/25/10	740	<5,000[1,2]	80	4.9	54	62	--
	07/29/10	220	<5,000	25	0.68	7.3	4.9	--
	01/31/11	1,100	<5,000	85	5.3	75	69.4	--
	07/12/11	610	<5,000	47	2.5	34	27	--
	01/17/12	81	<5,000	13	0.62	4.6	5.8	--
	07/16/12	500	<5,000	26	0.97	14	10.48	--
	01/14/13	700	<5,000	65	3.9	64	53.0	--
	07/15/13	390	<5,000	22	1.3	18	17.1	--
01/30/14	<50	<5,000	<0.50	<0.50	<0.50	<0.50	--	
09/30/14	140	<5,000	11	0.65	6.1	6.0	--	
02/24/15	570	<5,000	32	2.7	37	33.8	--	

**TABLE 2**  
**GROUNDWATER ANALYTICAL SUMMARY FOR PETROLEUM HYDROCARBONS**  
 Gritmit Auto Repair & Automotive Service, 1970 Seminary Avenue, Oakland, California

Well Number	Date Collected	GRO (µg/L)	Oil & Grease (µg/L)	Benzene (µg/L)	Toluene (µg/L)	Ethylbenzene (µg/L)	Total Xylenes (µg/L)	Napthalene (µg/L)
MW-7 (deep)	07/22/00	7,400	10,000[1,2]	620	180	240	180	--
	01/29/01	4,000	7,000[1,2]	410	21	22	21	--
	07/28/01	4,200	<5,000[1,2]	540	120	110	110	--
	02/03/02	6,300	<5,000[1,2]	560	110	190	140	--
	07/23/02	3,400	<5,000[1,2]	440	6.3	87	61	--
	01/20/03	4,500	<5,000[1,2]	380	32	30	36	--
	07/30/03	5,300	<5,000[1,2]	460	34	43	52	--
	01/27/04	3,000	<5,000[1,2]	350	15	13	18	--
	07/22/04	3,600	<5,000[1,2]	440	10	10	25	--
	01/20/05	3,200	19,000[1,2]	320	31	29	34	--
	07/20/05	8,400	<5,000[1,2]	550	230	300	410	--
	01/26/06	3,300	32,000[1,2]	450	31	45	37	--
	07/27/06	3,800	<5,000[1,2]	530	85	38	94	--
	01/25/07	2,500	<5,000[1,2]	320	6.9	3.3	10	--
	07/19/07	2,700	<5,000[1,2]	280	10	5.9	18	--
	02/15/08	2,900	27,000[1,2]	230	15	12	18	--
	07/25/08	3,700	<5,000[1,2]	400	25	26	87	10
	01/23/09	2,500	<5,000[1,2]	230	5.4	2.9	5.6	--
	07/21/09	3,400	<5,000[1,2]	230	75	33	140	--
	01/25/10	3,900	5,200[1,2]	260	15	5.2	24	--
	07/29/10	3,600	<5,000	190	38	13	67.6	--
	01/31/11	5,400	14,000 / <5,000[3]	210	29	13	28.7	--
	07/12/11	5,500	<5,000	150	45	7.9	51.9	--
	01/17/12	3,300	<5,000	150	8.5	2.1	12.3	--
	07/16/12	4,200	<5,000	160	41	31	31.4	--
	01/14/13	3,000	<5,000	180	25	8.2	27.6	--
	07/15/13	3,300	<5,000	150	12	2.5	33.6	--
01/30/14	3,500	<5,000	180	3.6	<1.5[1]	4.9	--	
09/30/14	5,100	<5,000	200	50	130	216	--	
02/24/15	2,100	<5,000	47	<4.0[4]	<4.0[4]	<4.0[4]	--	

**TABLE 2**  
**GROUNDWATER ANALYTICAL SUMMARY FOR PETROLEUM HYDROCARBONS**  
 Gritmit Auto Repair & Automotive Service, 1970 Seminary Avenue, Oakland, California

Well Number	Date Collected	GRO (µg/L)	Oil & Grease (µg/L)	Benzene (µg/L)	Toluene (µg/L)	Ethyl-benzene (µg/L)	Total Xylenes (µg/L)	Napthalene (µg/L)
MW-8 (shallow)	07/22/00	ND	<5,000[1,2]	ND	ND	ND	ND	--
	01/29/01	ND	<5,000[1,2]	0.87	ND	ND	ND	--
	07/28/01	ND	<5,000[1,2]	ND	ND	ND	ND	--
	02/03/02	ND	<5,000[1,2]	ND	ND	ND	ND	--
	07/23/02	<50	<5,000[1,2]	0.87	<0.5	<0.5	<0.5	--
	01/20/03	<50	<5,000[1,2]	<0.5	<0.5	<0.5	<0.5	--
	07/30/03	<50	<5,000[1,2]	2.0	<0.5	<0.5	<0.5	--
	01/27/04	<50	<5,000[1,2]	<0.5	<0.5	<0.5	<0.5	--
	07/22/04	<50	<5,000[1,2]	1.2	<0.5	<0.5	<0.5	--
	01/20/05	<50	<5,000[1,2]	<0.5	<0.5	<0.5	<0.5	--
	07/20/05	<50	<5,000[1,2]	<0.5	<0.5	<0.5	<0.5	--
	01/26/06	<50	<5,000[1,2]	<0.5	<0.5	<0.5	<0.5	--
	07/27/06	<50	<5,000[1,2]	<0.5	<0.5	<0.5	<0.5	--
	01/25/07	<50	<5,000[1,2]	<0.5	<0.5	<0.5	<0.5	--
	07/19/07	<50	<5,000[1,2]	<0.5	<0.5	<0.5	<0.5	--
	02/15/08	<50	<5,000[1,2]	<0.5	<0.5	<0.5	<0.5	--
	07/25/08	<50	<5,000[1,2]	<0.5	<0.5	<0.5	<0.5	<0.5
	01/23/09	<50	<5,000[1,2]	<0.5	<0.5	<0.5	<0.5	--
	07/21/09	<50	<5,000[1,2]	<0.5	<0.5	<0.5	<0.5	--
	01/25/10	<50	<5,000[1,2]	<0.5	<0.5	<0.5	<0.5	--
	07/29/10	<50	<5,000	<0.50	<0.50	<0.50	<0.50	--
	01/31/11	<50	<5,000	<0.50	<0.50	<0.50	<0.50	--
	07/12/11	61	<5,000	1.1	<0.50	<0.50	<0.50	--
	01/17/12	<50	<5,000	<0.50	<0.50	<0.50	<0.50	--
	07/16/12	<50	<5,000	<0.50	<0.50	<0.50	<0.50	--
	01/14/13	<50	<5,000	<0.50	<0.50	<0.50	<0.50	--
	07/15/13	<50	<5,000	<0.50	<0.50	<0.50	<0.50	--
	01/30/14	<50	<5,000	<0.50	<0.50	<0.50	<0.50	--
09/30/14	<50	<5,000	<0.50	<0.50	<0.50	<0.50	--	
02/24/15	<50	<5,000	<0.50	<0.50	<0.50	<0.50	--	

**TABLE 2**  
**GROUNDWATER ANALYTICAL SUMMARY FOR PETROLEUM HYDROCARBONS**  
 Gritmit Auto Repair & Automotive Service, 1970 Seminary Avenue, Oakland, California

Well Number	Date Collected	GRO (µg/L)	Oil & Grease (µg/L)	Benzene (µg/L)	Toluene (µg/L)	Ethyl-benzene (µg/L)	Total Xylenes (µg/L)	Napthalene (µg/L)
MW-9 (shallow)	07/22/00	4,900	71,000[1,2]	93	15	240	250	--
	01/29/01	3,800	5,000	160	35	260	310	--
	07/28/01	5,700	<5,000[1,2]	43	27	210	420	--
	02/03/02	7,800	<5,000[1,2]	98	51	450	640	--
	07/23/02	2,300	<5,000[1,2]	29	14	120	96	--
	01/20/03	5,000	<5,000[1]	76	25	350	340	--
	07/30/03	570	<5,000[1,2]	7.2	1.2	14	4.8	--
	01/27/04	820	<5,000[1,2]	14	2.6	35	35	--
	07/22/04	460	<5,000[1,2]	5.3	1.2	4.0	7.2	--
	01/20/05	330	<5,000[1,2]	6.2	1.5	8.9	12	--
	07/20/05	260	<5,000[1,2]	1.7	2.0	<0.5	1.2	--
	01/26/06	260	<5,000[1]	1.0	2.9	<0.5	0.64	--
	07/27/06	410	<5,000[1]	1.1	1.4	0.52	<0.5	--
	01/24/07	440	<5,000[1]	1.4	1.5	2.9	7.5	--
	07/18/07	300	<5,000[1]	1.4	2.4	0.51	<0.5	--
	02/15/08	490	<5,000[1]	2.8	5.2	7.1	22	--
	07/25/08	520	<5,000[1]	1.0	4.1	0.63	<0.5	<0.5
	01/23/09	250	<5,000[1]	<0.5	3.7	<0.5	1.5	--
	07/20/09	910	<5,000[1,2]	2.5	4.8	2.6	2.4	--
	01/25/10	550	<5,000[1,2]	2.2	6.5	11	33	--
	07/29/10	670	<5,000	<0.50	<0.50	<0.50	1.1	--
	01/31/11	560	<5,000	<0.50	<0.50	<0.50	0.80	--
	07/12/11	930	<5,000	<0.50	<0.50	2.6	5.1	--
	01/17/12	1,400	<5,000	<0.50	<0.50	2.8	4.8	--
	07/16/12	430	<5,000	<0.50	<0.50	0.58	0.72	--
01/14/13	2,100	<5,000	<0.50	0.64	28	35.6	--	
07/15/13	1,800	<5,000	0.58	<0.50	3.1	3.5	--	
01/30/14	--	--	--	--	--	--	--	
09/30/14	--	--	--	--	--	--	--	
02/24/15	2,800	<5,000	5.8	<1.0[4]	14	16	--	

**TABLE 2**  
**GROUNDWATER ANALYTICAL SUMMARY FOR PETROLEUM HYDROCARBONS**  
 Gritmit Auto Repair & Automotive Service, 1970 Seminary Avenue, Oakland, California

Well Number	Date Collected	GRO (µg/L)	Oil & Grease (µg/L)	Benzene (µg/L)	Toluene (µg/L)	Ethyl- benzene (µg/L)	Total Xylenes (µg/L)	Napthalene (µg/L)
<b>Legend/Key:</b>								
GRO = Gasoline range organics								
ND= "not-detected" or below the Method Detection Limits								
Oil and Grease = analyzed by EPA Method 1664A.								
GRO = analyzed by EPA Method 8015B/8260B; all other analytes sampled by EPA Method 8260B								
-- = Not analyzed								
NA= Not available								
NT= Not tested								
µg/L = micrograms per liter								
[1]=Gravimetric Method								
[2]= HVOC detected								
[3]= Reported as HEM / SGT HEM								
[4]= Reporting limits were increased due to high concentrations of target analytes.								

**TABLE 3**  
**ANALYTICAL RESULTS FOR FUEL OXYGENATES AND ADDITIVES**

Grimit Auto Repair & Automotive Service, 1970 Seminary Avenue, Oakland, California

Well Number	Date Collected	MTBE (µg/L)	TBA (µg/L)	ETBE (µg/L)	DIPE (µg/L)	TAME (µg/L)	Methanol (µg/L)	Ethanol (µg/L)	1,2-DCA (µg/L)	1,2-EDB (µg/L)
<b>MW-1</b> (deep)	07/25/08	NA	NA	NA	NA	NA	NA	NA	NA	NA
	01/23/09	<5.0	61	<5.0	<5.0	<5.0	<5,000	<500	<5.0	<5.0
	07/21/09	<10.0	80	<10.0	<10.0	<10.0	<10,000	<1,000	<10.0	<10.0
	01/25/10	<5.0	<20	<5.0	<5.0	<5.0	<5,000	<500	<5.0	<5.0
	07/29/10						Not Sampled - Free Product present			
	01/31/11						Not Sampled - Free Product present			
	07/12/11						Not Sampled - Free Product present			
	01/17/12						Not Sampled - Free Product present			
	07/16/12	<10	<200	<20	<20	<20	--	--	<20	<40
	01/14/13	<40[1]	<800[1]	<80[1]	<80[1]	<80[1]	--	--	<80[1]	<160[1]
	07/15/13	<20[1]	<400[1]	<40[1]	<40[1]	<40[1]	--	--	<40[1]	<80[1]
	01/30/14	<20[1]	<400[1]	<40[1]	<40[1]	<40[1]	--	--	<40[1]	<80[1]
	09/30/14	<5.0[1]	<100[1]	<10[1]	<10[1]	<10[1]	--	--	<10[1]	<20[1]
	02/24/15	<4.0[1]	<80[1]	<8.0[1]	--	<8.0[1]	--	--	<8.0[1]	<16[1]
	<b>MW-2</b> (deep)	07/25/08	<0.5	<2.0	<0.5	<0.5	<0.5	<500	<50	1.3
01/23/09		<0.5	2.4	<0.5	<0.5	<0.5	<500	<50	7.8	<0.5
07/21/09		<0.5	<2.0	<0.5	<0.5	<0.5	<500	<50	9.7	<0.5
01/25/10		<0.5	<2.0	<0.5	<0.5	<0.5	<500	<50	3.8	<0.5
07/29/10		<0.50	<10	<1.0	<1.0	<1.0	<5,000	<5,000	1.2	<2.0
01/31/11		<0.50	<10	<1.0	<1.0	<1.0	--	--	9.5	<2.0
07/12/11		<0.50	<10	<1.0	<1.0	<1.0	--	--	<1.0	<2.0
01/17/12		<0.50	<10	<1.0	<1.0	<1.0	--	--	<1.0	<2.0
07/16/12		<0.50	<10	<1.0	<1.0	<1.0	--	--	<1.0	<2.0
01/14/13		<0.50	<10	<1.0	<1.0	<1.0	--	--	<1.0	<2.0
07/15/13		<0.50	<10	<1.0	<1.0	<1.0	--	--	<1.0	<2.0
01/31/14		<0.50	<10	<1.0	<1.0	<1.0	--	--	<1.0	<2.0
09/30/14		<0.50	<10	<1.0	<1.0	<1.0	--	--	5.5	<2.0
02/24/15	<0.50	<10	<1.0	--	<1.0	--	--	<1.0	<2.0	
<b>MW-3</b> (shallow)	07/25/08	<0.5	<2.0	<0.5	<0.5	<0.5	<500	<50	<0.5	<0.5
	01/23/09	<0.5	<2.0	<0.5	<0.5	<0.5	<500	<50	<0.5	<0.5
	07/21/09	<0.5	<2.0	<0.5	<0.5	<0.5	<500	<50	<0.5	<0.5
	01/25/10	<0.5	2.4	<0.5	<0.5	<0.5	<500	<50	<0.5	<0.5
	07/29/10	<0.50	<10	<1.0	<1.0	<1.0	<5,000	<5,000	<1.0	<2.0
	01/31/11	<0.50	<10	<1.0	<1.0	<1.0	--	--	<1.0	<2.0
	07/12/11	<0.50	<10	<1.0	<1.0	<1.0	--	--	<1.0	<2.0
	01/17/12	<0.50	<10	<1.0	<1.0	<1.0	--	--	<1.0	<2.0
	07/16/12	<0.50	<10	<1.0	<1.0	<1.0	--	--	<1.0	<2.0
	01/14/13	<0.50	<10	<1.0	<1.0	<1.0	--	--	<1.0	<2.0
	07/15/13	<0.50	<10	<1.0	<1.0	<1.0	--	--	<1.0	<2.0
	01/31/14	<0.50	<10	<1.0	<1.0	<1.0	--	--	<1.0	<2.0
	09/30/14	<0.50	<10	<1.0	<1.0	<1.0	--	--	<1.0	<2.0
02/24/15	<0.50	<10	<1.0	--	<1.0	--	--	<1.0	<2.0	



**TABLE 3**  
**ANALYTICAL RESULTS FOR FUEL OXYGENATES AND ADDITIVES**  
 Gritmit Auto Repair & Automotive Service, 1970 Seminary Avenue, Oakland, California

Well Number	Date Collected	MTBE (µg/L)	TBA (µg/L)	ETBE (µg/L)	DIPE (µg/L)	TAME (µg/L)	Methanol (µg/L)	Ethanol (µg/L)	1,2-DCA (µg/L)	1,2-EDB (µg/L)
<b>MW-4</b> (deep)	07/25/08	12	34	<2.5	<2.5	<2.5	<2,500	<250	<2.5	<2.5
	01/23/09	<5.0	<20	<5.0	<5.0	<5.0	<5,000	<500	<5.0	<0.5
	07/21/09	6.9	19	<2.5	<2.5	<2.5	<2,500	<250	<2.5	<2.5
	01/25/10	<5.0	<20	<5.0	<5.0	<5.0	<5,000	<500	<5.0	<0.5
	07/29/10	3.9	21	<2.0	<2.0	<2.0	<5,000	<5,000	<2.0	<4.0
	01/31/11	3.9	<30	<3.0	<3.0	<3.0	--	--	<3.0	<6.0
	07/12/11	3.1	<10	<1.0	<1.0	<1.0	--	--	<1.0	<2.0
	01/17/12	3.1	16	<1.0	<1.0	<1.0	--	--	<1.0	<2.0
	07/16/12	2.8	<30	<3.0	<3.0	<3.0	--	--	<3.0	<6.0
	01/14/13	3.1	<30[1]	<3.0[1]	<3.0[1]	<3.0[1]	--	--	<3.0[1]	<6.0[1]
	07/15/13	3.6	16	<1.0	<1.0	<1.0	--	--	<1.0	<2.0
	01/31/14	4.6	<40[1]	<4.0[1]	<4.0[1]	<4.0[1]	--	--	<4.0[1]	<8.0[1]
	09/30/14	2.6	<20	<2.0	<2.0	<2.0	--	--	<2.0	<4.0
	02/24/15	1.2	<20[1]	<2.0[1]	--	<2.0[1]	--	--	<2.0[1]	<4.0[1]
<b>MW-5</b> (deep)	07/25/08	<5.0	<20	<5.0	<5.0	<5.0	<5,000	<500	<5.0	<0.5
	01/23/09	<1.0	16	<1.0	<1.0	<1.0	<1,000	<100	2.6	<1.0
	07/21/09	<2.5	<10	<2.5	<2.5	<2.5	<2500	<250	<2.5	<2.5
	01/25/10	<0.5	<2.0	<0.5	<0.5	<0.5	<500	<50	<0.5	<0.5
	07/29/10	<1.0	<20	<2.0	<2.0	<2.0	<5,000	<5,000	<2.0	<4.0
	01/31/11	<1.0	<20	<2.0	<2.0	<2.0	--	--	<2.0	<4.0
	07/12/11	<2.5	<50	<5.0	<5.0	<5.0	--	--	<5.0	<10
	01/17/12	<1.0	<20	<2.0	<2.0	<2.0	--	--	<2.0	<4.0
	07/16/12	<1.0	<20	<2.0	<2.0	<2.0	--	--	<2.0	<4.0
	01/14/13	<0.50	<10	<1.0	<1.0	<1.0	--	--	<1.0	<2.0
	07/15/13	<1.0[1]	26	<2.0[1]	<2.0[1]	<2.0[1]	--	--	<2.0[1]	<4.0[1]
	01/31/14	<0.50	17	<1.0	<1.0	<1.0	--	--	6.2	<2.0
	09/30/14	<1.0[1]	<20[1]	<2.0[1]	<2.0[1]	<2.0[1]	--	--	<2.0[1]	<4.0[1]
	02/24/15	<0.50	<10	<1.0	--	<1.0	--	--	2.5	<2.0
<b>MW-6</b> (shallow)	07/25/08	<0.5	9.1	<0.5	<0.5	<0.5	<500	<50	0.75	<0.5
	01/23/09	<0.5	8.6	<0.5	<0.5	<0.5	<500	<50	<0.5	<0.5
	07/21/09	<0.5	8.2	<0.5	<0.5	<0.5	<500	<50	<0.5	<0.5
	01/25/10	<0.5	7.4	<0.5	<0.5	<0.5	<500	<50	<0.5	<0.5
	07/29/10	<0.50	<10	<1.0	<1.0	<1.0	<5,000	<5,000	<1.0	<2.0
	01/31/11	<0.50	<10	<1.0	<1.0	<1.0	--	--	<1.0	<2.0
	07/12/11	<0.50	<10	<1.0	<1.0	<1.0	--	--	<1.0	<2.0
	01/17/12	<0.50	<10	<1.0	<1.0	<1.0	--	--	<1.0	<2.0
	07/16/12	<0.50	<10	<1.0	<1.0	<1.0	--	--	<1.0	<2.0
	01/14/13	<0.50	<10	<1.0	<1.0	<1.0	--	--	<1.0	<2.0
	07/15/13	<0.50	<10	<1.0	<1.0	<1.0	--	--	<1.0	<2.0
	01/30/14	<0.50	<10	<1.0	<1.0	<1.0	--	--	1.4	<2.0
	09/30/14	<0.50	<10	<1.0	<1.0	<1.0	--	--	<1.0	<2.0
	02/24/15	<0.50	<10	<1.0	--	<1.0	--	--	<1.0	<2.0

**TABLE 3**  
**ANALYTICAL RESULTS FOR FUEL OXYGENATES AND ADDITIVES**  
 Gritmit Auto Repair & Automotive Service, 1970 Seminary Avenue, Oakland, California

Well Number	Date Collected	MTBE (µg/L)	TBA (µg/L)	ETBE (µg/L)	DIPE (µg/L)	TAME (µg/L)	Methanol (µg/L)	Ethanol (µg/L)	1,2-DCA (µg/L)	1,2-EDB (µg/L)
<b>MW-7</b> (deep)	07/25/08	<5.0	<20	<5.0	<5.0	<5.0	<5,000	<500	<5.0	<5.0
	01/23/09	<5.0	<20	<5.0	<5.0	<5.0	<5,000	<500	<5.0	<5.0
	07/21/09	<2.5	<10	<2.5	<2.5	<2.5	<2500	<250	<2.5	<2.5
	01/25/10	<5.0	<20	<5.0	<5.0	<5.0	<5,000	<500	<5.0	<0.5
	07/29/10	<5.0	<100	<10	<10	<10	<5,000	<5,000	<10	<20
	01/31/11	<1.5	<30	<3.0	<3.0	<3.0	--	--	<3.0	<6.0
	07/12/11	<2.0	<40	<4.0	<4.0	<4.0	--	--	<4.0	<8.0
	01/17/12	<1.0[1]	<20[1]	<2.0[1]	<2.0[1]	<2.0[1]	--	--	<2.0[1]	<4.0[1]
	07/16/12	<1.0[1]	22	<2.0[1]	2.0	<2.0[1]	--	--	<2.0[1]	<4.0[1]
	01/14/13	<1.0[1]	<20[1]	<2.0[1]	<2.0[1]	<2.0[1]	--	--	<2.0[1]	<4.0[1]
	07/15/13	<2.0[1]	40	<4.0[1]	<4.0[1]	<4.0[1]	--	--	<4.0[1]	<8.0[1]
	01/30/14	<1.5[1]	35	<3.0[1]	<3.0[1]	<3.0[1]	--	--	<3.0[1]	<6.0[1]
	09/30/14	<1.0[1]	26	<2.0[1]	<2.0[1]	<2.0[1]	--	--	<2.0[1]	<4.0[1]
	02/24/15	<4.0[1]	<80[1]	<8.0[1]	--	<8.0[1]	--	--	<8.0[1]	<16[1]
<b>MW-8</b> (shallow)	07/25/08	<0.5	<2.0	<0.5	<0.5	<0.5	<500	<50	<0.5	<0.5
	01/23/09	<0.5	<2.0	<0.5	<0.5	<0.5	<500	<50	<0.5	<0.5
	07/21/09	<0.5	<2.0	<0.5	<0.5	<0.5	<500	<50	<0.5	<0.5
	01/25/10	<0.5	<2.0	<0.5	<0.5	<0.5	<500	<50	<0.5	<0.5
	07/29/10	<0.50	<10	<1.0	<1.0	<1.0	<5,000	<5,000	<1.0	<2.0
	01/31/11	<0.50	<10	<1.0	<1.0	<1.0	--	--	<1.0	<2.0
	07/12/11	<0.50	<10	<1.0	<1.0	<1.0	--	--	<1.0	<2.0
	01/17/12	<0.50	<10	<1.0	<1.0	<1.0	--	--	<1.0	<2.0
	07/16/12	<0.50	<10	<1.0	<1.0	<1.0	--	--	<1.0	<2.0
	01/14/13	<0.50	<10	<1.0	<1.0	<1.0	--	--	<1.0	<2.0
	07/15/13	<0.50	<10	<1.0	<1.0	<1.0	--	--	<1.0	<2.0
	01/30/14	<0.50	<10	<1.0	<1.0	<1.0	--	--	<1.0	<2.0
	09/30/14	<0.50	<10	<1.0	<1.0	<1.0	--	--	<1.0	<2.0
	02/24/15	<0.50	<10	<1.0	--	<1.0	--	--	<1.0	<2.0

**TABLE 3**  
**ANALYTICAL RESULTS FOR FUEL OXYGENATES AND ADDITIVES**  
 Gritmit Auto Repair & Automotive Service, 1970 Seminary Avenue, Oakland, California

Well Number	Date Collected	MTBE (µg/L)	TBA (µg/L)	ETBE (µg/L)	DIPE (µg/L)	TAME (µg/L)	Methanol (µg/L)	Ethanol (µg/L)	1,2-DCA (µg/L)	1,2-EDB (µg/L)
MW-9 (shallow)	07/25/08	<0.5	<2.0	<0.5	<0.5	<0.5	<500	<50	0.75	<0.5
	01/23/09	<0.5	<2.0	<0.5	<0.5	<0.5	<500	<50	<0.5	<0.5
	07/21/09	<0.5	<2.0	<0.5	<0.5	<0.5	<500	<50	<0.5	<0.5
	01/25/10	<0.5	<2.0	<0.5	<0.5	<0.5	<500	<50	<0.5	<0.5
	07/29/10	<0.50	<10	<1.0	<1.0	<1.0	<5,000	<5,000	<1.0	<2.0
	01/31/11	<0.50	<10	<1.0	<1.0	<1.0	--	--	<1.0	<2.0
	07/12/11	<0.50	<10	<1.0	<1.0	<1.0	--	--	<1.0	<2.0
	01/17/12	<0.50	<10	<1.0	<1.0	<1.0	--	--	<1.0	<2.0
	07/16/12	<0.50	<10	<1.0	<1.0	<1.0	--	--	<1.0	<2.0
	01/14/13	<0.50	<10	<1.0	<1.0	<1.0	--	--	<1.0	<2.0
	07/15/13	<0.50	<10	<1.0	<1.0	<1.0	--	--	<1.0	<2.0
	01/30/14	--	--	--	--	--	--	--	--	--
	09/30/14	--	--	--	--	--	--	--	--	--
	02/24/15	<1.0[1]	<20[1]	<2.0[1]	--	<2.0[1]	--	--	<2.0[1]	<4.0[1]

**Legend/Key:**

MTBE = Methyl tertiary butyl ether

TBA = Tertiary butyl alcohol

DIPE = Di-isopropyl ether

ETBE = Ethyl tertiary butyl ether

TAME = Tertiary amyl methyl ether

1,2-DCA = 1,2-Dichloroethane

1,2-EDB = Ethylene Dibromide (1,2-Dibromoethane)

NS= Not Sampled

-- = Not Analyzed

µg/L = micrograms per liter

[1] = Reporting limits were increased due to high concentrations of target analytes.

**TABLE 4**  
**ANALYTICAL RESULTS FOR VOLATILE ORGANIC COMPOUNDS**  
 Gritmit Auto Repair & Automotive Service, 1970 Seminary Avenue, Oakland, California

Well Number	Date Collected	CA (µg/L)	1,2-DCB (µg/L)	1,2-DCA (µg/L)	cis-1,2-DCE (µg/L)	trans-1,2-DCE (µg/L)	1,2-DCP (µg/L)	PCE (µg/L)	TCE (µg/L)	VC (µg/L)	
MW-1 (deep)	07/22/00[1]	<2.5	16.0	<2.5	15	<2.5	<2.5	<5.0	<2.5	8.2	
	01/29/01[1]	<10.0	23.0	<10	23	<10.0	<10.0	<10.0	<10.0	<10.0	
	07/28/01[1]	7.4	9.0	0.97	14	6.4	0.95	<0.5	<0.5	15	
	02/03/02[1]	5.5	10.0	1.4	23	5.5	0.59	<0.5	<0.5	7.4	
	07/23/02[1]	<10.0	2.5	<10.0	15	<10.0	<10.0	<10.0	<10.0	<10.0	
	01/20/03	<10.0	11	<10.0	36	<10.0	<10.0	<10.0	<10.0	11	
	07/30/03	<20.0	<20.0	<20.0	<20.0	<20.0	<20.0	<20.0	<20.0	<20.0	
	01/27/04	<50.0	<50.0	<50.0	<50.0	<50.0	<50.0	<50.0	<50.0	<50.0	
	07/22/04	<50.0	<50.0	<50.0	<50.0	<50.0	<50.0	<50.0	<50.0	<50.0	
	01/20/05[1]	81	<5.0	<5.0	27	<5.0	<5.0	<5.0	<5.0	32	
	07/20/05[1]	<5.0	9.8	<5.0	14	<5.0	<5.0	<5.0	<5.0	15	
	01/26/06	<25	<25	<25	<25	<25	<25	<25	<25	<25	
	07/27/06[1]	26	<10	<10	12	<10	<10	<10	<10	20	
	01/25/07	<10	<10	<10	<10	<10	<10	<10	<10	<10	
	07/19/07	<500	<500	<500	<500	<500	<500	<500	<500	<500	
	02/15/08	<5	<5	<5	14	<5	<5	<5	<5	16	
	07/25/08[1]	<50,000	<50,000	<50,000	<50,000	<50,000	<50,000	<50,000	<50,000	<50,000	
	01/23/09	<5	<5	<5	6.4	<5	<5	<5	<5	<5	
	07/21/09	<10	<10	<10	<10	<10	<10	<10	<10	<10	
	01/25/10	<5	<5	<5	11	<5	<5	<5	<5	<5	
	07/29/10				Not Sampled - Free Product present						
	01/31/11				Not Sampled - Free Product present						
	07/12/11				Not Sampled - Free Product present						
	01/17/12				Not Sampled - Free Product present						
	07/16/12	<20	<20	<20	<20	<20	<20	<20	<20	<20	<20
	01/14/13	<320[2]	<80[2]	<80[2]	<80[2]	<80[2]	<80[2]	<80[2]	<80[2]	<80[2]	<80[2]
	07/15/13	<40[1]	<40[1]	<40[1]	<40[1]	<40[1]	<40[1]	<40[1]	<40[1]	<40[1]	<40[1]
	01/30/14	<40[1]	<40[1]	<40[1]	<40[1]	<40[1]	<40[1]	<40[1]	<40[1]	<40[1]	<40[1]
	09/30/14	<10[1]	<10[1]	<10[1]	<10[1]	<10[1]	<10[1]	<10[1]	<10[1]	<10[1]	<10[1]
	02/24/15	<8.0[2]	8.8	<8.0[2]	21	<8.0[2]	<8.0[2]	<8.0[2]	<8.0[2]	<8.0[2]	<8.0[2]
MW-2 (deep)	07/22/00	<0.5	<0.5	17	10	<0.5	1.2	<0.5	12.0	<0.5	
	01/29/01	<0.5	<0.5	12	9.1	<0.5	0.9	<0.5	12.0	<0.5	
	07/28/01	<0.5	<0.5	9.7	7.8	<0.5	0.95	<0.5	12.0	<0.5	
	02/03/02	<0.5	<0.5	7.1	6.7	<0.5	0.72	<0.5	9.0	<0.5	
	07/23/02	<0.5	<0.5	1.7	2.1	<0.5	<0.5	<0.5	0.97	<0.5	
	01/20/03	<0.5	<0.5	1.6	2.0	<0.5	<0.5	<0.5	<0.5	<0.5	
	07/30/03	<0.5	<0.5	1.7	1.4	<0.5	<0.5	<0.5	<0.5	<0.5	
	01/27/04	<0.5	<0.5	14	8.9	<0.5	<0.5	<0.5	9.4	<0.5	
	07/22/04	<0.5	<0.5	6.6	6.5	<0.5	<0.5	<0.5	8.0	<0.5	
	01/20/05	<0.5	<0.5	8.7	7.8	<0.5	0.69	<0.5	12.0	<0.5	
	07/20/05	<0.5	<0.5	2.0	2.1	<0.5	<0.5	<0.5	1.2	<0.5	
	01/26/06	<0.5	<0.5	10	7.7	<0.5	0.69	<0.5	13.0	<0.5	
	07/27/06	<0.5	<0.5	13	10	<0.5	0.88	<0.5	13.0	<0.5	
	01/25/07	<0.5	<0.5	5.5	9.1	<0.5	0.64	<0.5	16.0	<0.5	
	07/19/07	<0.5	<0.5	5.3	4.6	<0.5	<0.5	<0.5	7.5	<0.5	
	02/15/08	<0.5	<0.5	<0.5	2.0	<0.5	<0.5	<0.5	2.1	<0.5	
	07/25/08	<0.5	<0.5	1.3	1.5	<0.5	<0.5	<0.5	4.8	<0.5	
	01/23/09	<0.5	<0.5	7.8	9.4	<0.5	0.88	<0.5	16	<0.5	
	07/21/09	<0.5	<0.5	9.7	8.3	<0.5	0.89	<0.5	15	<0.5	
	01/25/10	<0.5	<0.5	3.8	4.8	<0.5	<0.5	<0.5	9.0	<0.5	
	07/29/10	<1.0	<1.0	1.2	<1.0	<1.0	<1.0	<1.0	<1.0	<1.0	
	01/31/11	<1.0	<1.0	9.5	6.5	<1.0	<1.0	<1.0	12	<1.0	
	07/12/11	<1.0	<1.0	<1.0	<1.0	<1.0	<1.0	<1.0	<1.0	<1.0	
	01/17/12	<1.0	<1.0	<1.0	<1.0	<1.0	<1.0	<1.0	<1.0	<1.0	
	07/16/12	<1.0	<1.0	<1.0	<1.0	<1.0	<1.0	<1.0	<1.0	<1.0	
	01/14/13	<1.0	<1.0	<1.0	<1.0	<1.0	<1.0	<1.0	<1.0	<1.0	
	07/15/13	<1.0	<1.0	<1.0	<1.0	<1.0	<1.0	<1.0	<1.0	<1.0	
	01/31/14	<1.0	<1.0	<1.0	<1.0	<1.0	<1.0	<1.0	<1.0	<1.0	
09/30/14	<1.0	<1.0	<1.0	4.0	<1.0	<1.0	7.2	<1.0	<1.0		
02/24/15	<1.0	<1.0	<1.0	<1.0	<1.0	<1.0	<1.0	2.0	<1.0		

**TABLE 4**  
**ANALYTICAL RESULTS FOR VOLATILE ORGANIC COMPOUNDS**  
 Gritmit Auto Repair & Automotive Service, 1970 Seminary Avenue, Oakland, California

Well Number	Date Collected	CA (µg/L)	1,2-DCB (µg/L)	1,2-DCA (µg/L)	cis-1,2-DCE (µg/L)	trans-1,2-DCE (µg/L)	1,2-DCP (µg/L)	PCE (µg/L)	TCE (µg/L)	VC (µg/L)
<b>MW-3</b> (shallow)	07/22/00	<0.5	<0.5	0.52	<0.5	<0.5	<0.5	<0.5	<0.5	<0.5
	01/29/01	<0.5	<0.5	<0.5	<0.5	<0.5	<0.5	<0.5	<0.5	<0.5
	07/28/01	<0.5	<0.5	<0.5	<0.5	<0.5	<0.5	<0.5	<0.5	<0.5
	02/03/02	<0.5	<0.5	<0.5	<0.5	<0.5	<0.5	<0.5	<0.5	<0.5
	07/23/02	<0.5	<0.5	<0.5	<0.5	<0.5	<0.5	<0.5	<0.5	<0.5
	01/20/03	<0.5	<0.5	<0.5	<0.5	<0.5	<0.5	<0.5	<0.5	<0.5
	07/30/03	<0.5	<0.5	<0.5	<0.5	<0.5	<0.5	<0.5	<0.5	<0.5
	01/27/04	<0.5	<0.5	<0.5	<0.5	<0.5	<0.5	<0.5	<0.5	<0.5
	07/22/04	<0.5	<0.5	<0.5	<0.5	<0.5	<0.5	<0.5	<0.5	<0.5
	01/20/05	<0.5	<0.5	<0.5	<0.5	<0.5	<0.5	<0.5	<0.5	<0.5
	07/20/05	<0.5	<0.5	<0.5	<0.5	<0.5	<0.5	<0.5	<0.5	<0.5
	01/26/06	<0.5	<0.5	<0.5	<0.5	<0.5	<0.5	<0.5	<0.5	<0.5
	07/27/06[1]	<0.5	<0.5	<0.5	<0.5	<0.5	<0.5	<0.5	<0.5	<0.5
	01/25/07	<0.5	<0.5	<0.5	<0.5	<0.5	<0.5	<0.5	<0.5	<0.5
	07/19/07	<0.5	<0.5	<0.5	<0.5	<0.5	<0.5	<0.5	<0.5	<0.5
	02/15/08	<0.5	<0.5	<0.5	<0.5	<0.5	<0.5	<0.5	<0.5	<0.5
	07/25/08	<0.5	<0.5	<0.5	<0.5	<0.5	<0.5	<0.5	<0.5	<0.5
	01/23/09	<0.5	<0.5	<0.5	<0.5	<0.5	<0.5	<0.5	<0.5	<0.5
	07/21/09	<0.5	<0.5	<0.5	<0.5	<0.5	<0.5	<0.5	<0.5	<0.5
	01/25/10[1]	<0.5	<0.5	<0.5	<0.5	<0.5	<0.5	<0.5	<0.5	<0.5
	07/29/10	<1.0	<1.0	<1.0	<1.0	<1.0	<1.0	<1.0	<1.0	<1.0
	01/31/11	<1.0	<1.0	<1.0	<1.0	<1.0	<1.0	<1.0	<1.0	<1.0
	07/12/11	<1.0	<1.0	<1.0	<1.0	<1.0	<1.0	<1.0	<1.0	<1.0
	01/17/12	<1.0	<1.0	<1.0	<1.0	<1.0	<1.0	<1.0	<1.0	<1.0
	07/16/12	<1.0	<1.0	<1.0	<1.0	<1.0	<1.0	<1.0	<1.0	<1.0
	01/14/13	<1.0	<1.0	<1.0	<1.0	<1.0	<1.0	<1.0	<1.0	<1.0
	07/15/13	<1.0	<1.0	<1.0	<1.0	<1.0	<1.0	<1.0	<1.0	<1.0
	01/31/14	<1.0	<1.0	<1.0	<1.0	<1.0	<1.0	<1.0	<1.0	<1.0
	09/30/14	<1.0	<1.0	<1.0	<1.0	<1.0	<1.0	<1.0	<1.0	<1.0
	02/24/15	<1.0	<1.0	<1.0	<1.0	<1.0	<1.0	<1.0	<1.0	<1.0
<b>MW-4</b> (deep)	07/22/00	<10	38	<10	620	<10	<10	<10	19	97
	01/29/01	<5.0	35	<5.0	380	15	<5.0	<5.0	19	97
	07/28/01	<7.5	29	<5.0	310	18	<5.0	<5.0	8.4	150
	02/03/02[1]	<7.0	22	<7.0	310	16	<7.0	<7.0	20	120
	07/23/02	<0.5	30	<0.5	240	17	<0.5	<0.5	<0.5	230
	01/20/03	<10.0	28	<10.0	200	16	<10.0	<10.0	69	84
	07/30/03	<10.0	32	<10.0	230	13	<10.0	<10.0	13	290
	01/27/04[1]	<5.0	41	<5.0	370	25	<5.0	<5.0	32	310
	07/22/04[1]	<5.0	23	<5.0	120	13	<5.0	<5.0	9.6	280
	01/20/05[1]	<5.0	28	<5.0	320	23	<5.0	<5.0	81	130
	07/20/05[1]	<5.0	32	<5.0	230	18	<5.0	<5.0	<5.0	170
	01/26/06[1]	<5.0	31	<5.0	320	22	<5.0	<5.0	39	330
	07/27/06[1]	<5.0	24	<5.0	180	24	<5.0	<5.0	19	390
	01/25/07	<5.0	25	<5.0	170	15	<5.0	<5.0	<10	380
	07/19/07[1]	<5.0	28	<5.0	180	27	<5.0	<5.0	21	460
	02/15/08[1]	<5.0	31	<5.0	200	25	<5.0	<5.0	22	130
	07/25/08[1]	5.5	18	<2.5	110	17	<2.5	<2.5	21	87
	01/23/09[1]	<5.0	27	<5.0	150	23	<5.0	<5.0	<5.0	190
	07/21/09[1]	<2.5	22	<2.5	84	14	<2.5	<2.5	15	150
	01/25/10[1]	<5.0	25	<5.0	210	28	<5.0	<5.0	<5.0	240
	07/29/10	<2.0	23	<2.0	51	17	<2.0	<2.0	<2.0	190
	01/31/11	<3.0	22	<3.0	93	18	<3.0	<3.0	<3.0	160
	07/12/11	<1.0	18	<1.0	52	17	<1.0	<1.0	<1.0	100
	01/17/12	<1.0	20	<1.0	54	16	<1.0	<1.0	2.5	130
	07/16/12	<3.0[2]	17	<3.0[2]	30	17	<3.0[2]	<3.0[2]	<3.0[2]	250
	01/14/13	<3.0[2]	26	<3.0[2]	280	23	<3.0[2]	<3.0[2]	6.2	130
	07/15/13	<1.0	<1.0	<1.0	99	23	<1.0	<1.0	1.8	110
	01/31/14	<4.0[2]	21	<4.0[2]	360	24	<4.0[2]	<4.0[2]	28	110
	09/30/14	<2.0	18	<2.0	72	15	<2.0	<2.0	<2.0	110
	02/24/15	<2.0[2]	9.1	<2.0[2]	110	9.4	<2.0[2]	<2.0[2]	8.7	18

**TABLE 4**  
**ANALYTICAL RESULTS FOR VOLATILE ORGANIC COMPOUNDS**  
 Gritmit Auto Repair & Automotive Service, 1970 Seminary Avenue, Oakland, California

Well Number	Date Collected	CA (µg/L)	1,2-DCB (µg/L)	1,2-DCA (µg/L)	cis-1,2-DCE (µg/L)	trans-1,2-DCE (µg/L)	1,2-DCP (µg/L)	PCE (µg/L)	TCE (µg/L)	VC (µg/L)
<b>MW-5</b> (deep)	07/22/00	1.8	2.4	1.4	2.6	<1.0	<1.0	<1.0	<1.0	5.0
	01/29/01	<1.0	2.2	2.6	2.2	<1.0	<1.0	<1.0	<1.0	2.2
	07/28/01	1.4	1.3	1.7	1.4	<1.0	<1.0	<1.0	<1.0	2.6
	02/3/02[1]	1.8	2.0	2.1	3.9	0.95	<0.5	<0.5	<0.5	4.6
	07/23/02	<2.5	<2.5	<2.5	<2.5	<2.5	<2.5	<2.5	<2.5	<2.5
	01/20/03	<1.0	1.4	1.4	1.6	<1.0	<1.0	<1.0	<1.0	1.3
	07/30/03	<1.0	1.2	1.1	1.0	<1.0	<1.0	<1.0	<1.0	2.0
	01/27/04[1]	<1.0	<5.0	<5.0	<5.0	<5.0	<5.0	<5.0	<5.0	<5.0
	07/22/04	<5.0	<5.0	<5.0	<5.0	<5.0	<5.0	<5.0	<5.0	<5.0
	01/20/05	1.1	0.84	<5.0	<5.0	<5.0	<5.0	<5.0	<5.0	<5.0
	07/20/05	<1.0	<1.0	1.3	<1.0	<1.0	<1.0	<1.0	<1.0	<1.0
	01/26/06	<2.5	<2.5	<2.5	<2.5	<2.5	<2.5	<2.5	<2.5	<2.5
	07/27/06	<2.5	<2.5	<2.5	<2.5	<2.5	<2.5	<2.5	<2.5	<2.5
	01/25/07	<0.5	<0.5	1.0	<0.5	<0.5	<0.5	<0.5	<0.5	<0.5
	07/19/07	<0.5	0.51	<0.5	<0.5	<0.5	<0.5	<0.5	<0.5	<0.5
	02/15/08	<0.5	<0.5	<0.5	0.9	<0.5	<0.5	<0.5	<0.5	<0.5
	07/25/08	<5.0	<5.0	<5.0	<5.0	<5.0	<5.0	<5.0	<5.0	<5.0
	01/23/09	<1.0	<1.0	2.6	<1.0	<1.0	<1.0	<1.0	<1.0	<1.0
	07/21/09	<2.5	<2.5	<2.5	<2.5	<2.5	<2.5	<2.5	<2.5	<2.5
	01/25/10	<0.5	<0.5	<0.5	<0.5	<0.5	<0.5	0.6	<0.5	<0.5
	07/29/10	<2.0	<2.0	<2.0	<2.0	<2.0	<2.0	<2.0	<2.0	<2.0
	01/31/11	<2.0	<2.0	<2.0	<2.0	<2.0	<2.0	<2.0	<2.0	<2.0
	07/12/11	<5.0	<5.0	<5.0	<5.0	<5.0	<5.0	<5.0	<5.0	<5.0
	01/17/12	<2.0	<2.0	<2.0	<2.0	<2.0	<2.0	<2.0	<2.0	<2.0
	07/16/12	<2.0	<2.0	<2.0	<2.0	<2.0	<2.0	<2.0	<2.0	<2.0
	01/14/13	<1.0	<1.0	<1.0	<1.0	<1.0	<1.0	<1.0	<1.0	<1.0
	07/15/13	<2.0[2]	<2.0[2]	<2.0[2]	<2.0[2]	<2.0[2]	<2.0[2]	<2.0[2]	<2.0[2]	<2.0[2]
	01/31/14	<1.0	<1.0	6.2	<1.0	<1.0	<1.0	<1.0	<1.0	<1.0
	09/30/14	<2.0[2]	<2.0[2]	<2.0[2]	<2.0[2]	<2.0[2]	3.9	<2.0[2]	<2.0[2]	<2.0[2]
	02/24/15	<1.0	<1.0	2.5	<1.0	<1.0	<1.0	<1.0	<1.0	<1.0
<b>MW-6</b> (shallow)	07/22/00	<0.5	<0.5	1.2	9.3	<0.5	<0.5	<0.5	<0.5	0.97
	01/29/01	<0.5	<0.5	1.1	11	<0.5	<0.5	<0.5	<0.5	0.77
	07/28/01	NA	NA	NA	NA	NA	NA	NA	NA	NA
	02/03/02	<0.5	<0.5	1.5	13	<0.5	<0.5	<0.5	<0.5	<0.5
	07/23/02	<1.0	<1.0	<1.0	9.3	<1.0	<1.0	<1.0	<1.0	<1.0
	01/20/03	<1.0	<1.0	1.8	14	<1.0	<1.0	<1.0	<1.0	<1.0
	07/30/03	<1.0	<0.5	1.3	7.6	<0.5	<0.5	<0.5	<0.5	2.7
	01/27/04[1]	<2.5	<2.5	<2.5	8.4	<2.5	<2.5	<2.5	<2.5	3.2
	07/22/04	<0.5	<0.5	1.3	3.3	<0.5	<0.5	<0.5	<0.5	<0.5
	01/20/05	<0.5	<0.5	0.99	8.7	<0.5	<0.5	<0.5	<0.5	<0.5
	07/20/05	<0.5	<0.5	0.79	4.5	<0.5	<0.5	<0.5	<0.5	0.65
	01/26/06	<0.5	<0.5	0.81	6.2	<0.5	<0.5	<0.5	<0.5	1.90
	07/27/06	<0.5	<0.5	0.82	4.4	<0.5	<0.5	<0.5	<0.5	1.10
	01/25/07	<0.5	<0.5	<0.5	2.4	<0.5	<0.5	<0.5	<0.5	1.30
	07/19/07	<0.5	<0.5	0.73	2.2	<0.5	<0.5	<0.5	<0.5	1.30
	02/15/08	<0.5	<0.5	<0.5	4.9	<0.5	<0.5	<0.5	<0.5	0.79
	07/25/08	<0.5	<0.5	0.75	0.81	<0.5	<0.5	<0.5	<0.5	<0.5
	01/23/09	<0.5	<0.5	<0.5	0.53	<0.5	<0.5	<0.5	<0.5	<0.5
	07/21/09	<0.5	<0.5	<0.5	0.66	<0.5	<0.5	<0.5	<0.5	<0.5
	01/25/10	<0.5	<0.5	<0.5	0.94	<0.5	<0.5	<0.5	<0.5	<0.5
	08/02/10	<1.0	<1.0	<1.0	<1.0	<1.0	<1.0	<1.0	<1.0	<1.0
	01/31/11	<1.0	<1.0	<1.0	1.2	<1.0	<1.0	<1.0	<1.0	<1.0
	07/12/11	<1.0	<1.0	<1.0	<1.0	<1.0	<1.0	<1.0	<1.0	<1.0
	01/17/12	<1.0	<1.0	<1.0	<1.0	<1.0	<1.0	<1.0	<1.0	<1.0
	07/16/12	<1.0	<1.0	<1.0	<1.0	<1.0	<1.0	<1.0	<1.0	<1.0
	01/14/13	<1.0	<1.0	<1.0	<1.0	<1.0	<1.0	<1.0	<1.0	<1.0
07/15/13	<1.0	<1.0	<1.0	<1.0	<1.0	<1.0	<1.0	<1.0	<1.0	
01/30/14	<1.0	<1.0	1.4	<1.0	<1.0	<1.0	<1.0	<1.0	<1.0	
09/30/14	<1.0	<1.0	<1.0	<1.0	<1.0	<1.0	<1.0	<1.0	<1.0	
02/24/15	<1.0	<1.0	<1.0	<1.0	<1.0	<1.0	<1.0	<1.0	<1.0	

**TABLE 4**  
**ANALYTICAL RESULTS FOR VOLATILE ORGANIC COMPOUNDS**  
 Gritmit Auto Repair & Automotive Service, 1970 Seminary Avenue, Oakland, California

Well Number	Date Collected	CA (µg/L)	1,2-DCB (µg/L)	1,2-DCA (µg/L)	cis-1,2-DCE (µg/L)	trans-1,2-DCE (µg/L)	1,2-DCP (µg/L)	PCE (µg/L)	TCE (µg/L)	VC (µg/L)
MW-7 (deep)	07/22/00[1]	<5	18	<5	170	<5	<5	<5	8	<5
	01/29/01[1]	<5	18	<5	170	<5	<5	<5	8	<5
	07/28/01[1]	<5	11	<5	170	<5	<5	<5	6.9	6.1
	02/03/02	<5.0	<5.0	<5.0	94	<5.0	<5.0	<5.0	30	<5.0
	07/23/02	<10.0	12.0	<10.0	180	<10.0	<10.0	<10.0	<10.0	<10.0
	01/20/03	<2.5	<2.5	<2.5	50	<2.5	<2.5	<2.5	11	<2.5
	07/30/03	<2.5	<2.5	<2.5	130	<2.5	<2.5	<2.5	<2.5	9.5
	01/27/04	<5.0	<5.0	<5.0	130	<5.0	<5.0	<5.0	20	24
	07/22/04	<5.0	<5.0	<5.0	120	<5.0	<5.0	<5.0	<5.0	<5.0
	01/20/05	<2.5	2.7	<2.5	110	<2.5	<2.5	<2.5	20	28
	07/20/05	<5.0	<5.0	<5.0	250	<5.0	<5.0	<5.0	<5.0	29
	01/26/06	<5.0	<5.0	<5.0	110	<5.0	<5.0	<5.0	19	37
	07/27/06	<5.0	<5.0	<5.0	350	<5.0	<5.0	<5.0	<5.0	55
	01/25/07	<0.5	<0.5	<0.5	29	<0.5	<0.5	<0.5	<0.5	5.9
	07/19/07[1]	<0.5	<0.5	<0.5	210	<0.5	<0.5	<0.5	<0.5	31
	02/15/08[1]	<0.5	5.5	<0.5	220	<0.5	<0.5	<0.5	28	20
	07/25/08	<5.0	<5.0	<5.0	99	<5.0	<5.0	<5.0	<5.0	<5.0
	01/23/09	<5.0	<5.0	<5.0	190	<5.0	<5.0	<5.0	<5.0	26
	07/21/09	<2.5	<2.5	<2.5	82	<2.5	<2.5	<2.5	<2.5	<2.5
	01/25/10	<5.0	<5.0	<5.0	98	<5.0	<5.0	<5.0	<5.0	19
	07/29/10	<10	<10	<10	810	<10	<10	<10	<10	70
	01/31/11	<3.0	<3.0	<3.0	100	<3.0	<3.0	<3.0	5.1	24
	07/12/11	<4.0	<4.0	<4.0	190	<4.0	<4.0	<4.0	<4.0	43
	01/17/12	<2.0[2]	<2.0[2]	<2.0[2]	65	<2.0[2]	<2.0[2]	<2.0[2]	<2.0[2]	<2.0[2]
	07/16/12	<2.0[2]	<2.0[2]	<2.0[2]	180	<2.0[2]	<2.0[2]	<2.0[2]	<2.0[2]	52
	01/14/13	<2.0[2]	5.8	<2.0[2]	280	2.8	<2.0[2]	<2.0[2]	3.5	80
	07/15/13	<4.0[2]	<4.0[2]	<4.0[2]	67	<4.0[2]	<4.0[2]	<4.0[2]	<4.0[2]	56
	01/30/14	<3.0[2]	<3.0[2]	<3.0[2]	<3.0[2]	<3.0[2]	<3.0[2]	<3.0[2]	<3.0[2]	64
	09/30/14	<2.0[2]	<2.0[2]	<2.0[2]	13	<2.0[2]	<2.0[2]	<2.0[2]	<2.0[2]	84
	02/24/15	<8.0[2]	<8.0[2]	<8.0[2]	530	11	<8.0[2]	<8.0[2]	<8.0[2]	210
MW-8 (shallow)	07/22/00	<0.5	<0.5	<0.5	1.7	<0.5	<0.5	2.4	1.6	<0.5
	01/29/01	<0.5	<0.5	<0.5	10	<0.5	<0.5	<5.0	8.8	<0.5
	07/28/01	<0.5	<0.5	<0.5	2.6	<0.5	<0.5	<1.5	2.1	<0.5
	02/03/02	<0.5	<0.5	<0.5	6.6	<0.5	<0.5	3.3	4.6	<0.5
	07/23/02	<0.5	<0.5	<0.5	8.4	<0.5	<0.5	3.5	5.2	<0.5
	01/20/03	<0.5	<0.5	<0.5	7.3	<0.5	<0.5	6	6.7	<0.5
	07/30/03	<0.5	<0.5	<0.5	25	<0.5	<0.5	15	20	<0.5
	01/27/04	<0.5	<0.5	<0.5	4	<0.5	<0.5	3.1	3.1	<0.5
	07/22/04	<0.5	<0.5	<0.5	20	<0.5	<0.5	8.3	13	<0.5
	01/20/05	<0.5	<0.5	<0.5	6.5	<0.5	<0.5	5.2	5.1	<0.5
	07/20/05	<0.5	<0.5	<0.5	1.7	<0.5	<0.5	1.4	1.2	<0.5
	01/26/06	<0.5	<0.5	<0.5	7.3	<0.5	<0.5	6.6	6.2	<0.5
	07/27/06	<0.5	<0.5	<0.5	10	<0.5	<0.5	6.8	7.3	<0.5
	01/25/07	<0.5	<0.5	<0.5	11	<0.5	<0.5	6.3	6.9	<0.5
	07/19/07	<0.5	<0.5	<0.5	0.52	<0.5	<0.5	0.94	0.73	<0.5
	02/15/08	<0.5	<0.5	<0.5	7.5	<0.5	<0.5	5.6	5.4	<0.5
	07/25/08	<0.5	<0.5	<0.5	0.58	<0.5	<0.5	<0.5	0.50	<0.5
	01/23/09	<0.5	<0.5	<0.5	4.9	<0.5	<0.5	2.7	3.3	<0.5
	07/21/09	<0.5	<0.5	<0.5	2.3	<0.5	<0.5	1.8	2.3	<0.5
	01/25/10	<0.5	<0.5	<0.5	1.6	<0.5	<0.5	1.2	1.2	<0.5
	07/29/10	<1.0	<1.0	<1.0	7.3	<1.0	<1.0	5.1	5.3	1.1
	01/31/11	<1.0	<1.0	<1.0	<1.0	<1.0	<1.0	<1.0	<1.0	<1.0
	07/12/11	<1.0	<1.0	<1.0	31	<1.0	<1.0	12	15	2.4
	01/17/12	<1.0	<1.0	<1.0	21	<1.0	<1.0	12	13	<1.0
	07/16/12	<1.0	<1.0	<1.0	<1.0	<1.0	<1.0	<1.0	<1.0	<1.0
01/14/13	<1.0	<1.0	<1.0	4.3	<1.0	<1.0	2.7	3.0	<1.0	
07/15/13	<1.0	<1.0	<1.0	1.2	<1.0	<1.0	1.7	1.3	<1.0	
01/30/14	<1.0	<1.0	<1.0	3.1	<1.0	<1.0	2.4	2.4	<1.0	
09/30/14	<1.0	<1.0	<1.0	3.1	<1.0	<1.0	3.3	3.2	2.1	
02/24/15	<1.0	<1.0	<1.0	7.9	<1.0	<1.0	4.1	3.8	1.2	

**TABLE 4**  
**ANALYTICAL RESULTS FOR VOLATILE ORGANIC COMPOUNDS**  
 Gritmit Auto Repair & Automotive Service, 1970 Seminary Avenue, Oakland, California

Well Number	Date Collected	CA (µg/L)	1,2-DCB (µg/L)	1,2-DCA (µg/L)	cis-1,2-DCE (µg/L)	trans-1,2-DCE (µg/L)	1,2-DCP (µg/L)	PCE (µg/L)	TCE (µg/L)	VC (µg/L)
MW-9 (shallow)	07/22/00	<1	1.4	<1	1.6	<1	<1	<1	<1	<1
	01/29/01	<0.5	1.2	0.71	<0.5	8.2	<0.5	<5.0	<0.5	0.53
	07/28/01	<0.5	0.87	<0.5	0.92	<0.5	<0.5	<5.0	2.5	<0.5
	02/03/02	<0.5	1.2	<0.5	2.4	<0.5	<0.5	<0.5	<0.5	<0.5
	07/23/02	<2.5	3.5	<2.5	<2.5	<2.5	<2.5	<2.5	<2.5	<2.5
	01/20/03	<1	<1	<1	<1	<1	<1	<1	<1	<1
	07/30/03	<0.5	<0.5	<0.5	<0.5	<0.5	<0.5	<0.5	<0.5	<0.5
	01/27/04	<0.5	<0.5	<0.5	<0.5	<0.5	<0.5	<0.5	<0.5	<0.5
	07/22/04	<0.5	<0.5	<0.5	<0.5	<0.5	<0.5	<0.5	<0.5	<0.5
	01/20/05[1]	<0.5	<0.5	<0.5	<0.5	<0.5	<0.5	<0.5	<0.5	<0.5
	07/20/05	<0.5	0.59	<0.5	<0.5	<0.5	<0.5	<0.5	<0.5	<0.5
	01/26/06	<0.5	<0.5	<0.5	<0.5	<0.5	<0.5	<0.5	<0.5	<0.5
	07/27/06	<0.5	<0.5	<0.5	<0.5	<0.5	<0.5	<0.5	<0.5	<0.5
	01/25/07	<0.5	<0.5	<0.5	<0.5	<0.5	<0.5	<0.5	<0.5	<0.5
	07/19/07[1]	<0.5	0.68	<0.5	<0.5	<0.5	<0.5	<0.5	<0.5	<0.5
	02/15/08	<0.5	<0.5	<0.5	<0.5	<0.5	<0.5	<0.5	<0.5	<0.5
	07/25/08	<0.5	0.52	<0.5	<0.5	<0.5	<0.5	<0.5	<0.5	<0.5
	01/23/09	<0.5	0.69	<0.5	<0.5	<0.5	<0.5	<0.5	<0.5	<0.5
	07/20/09	<0.5	0.68	<0.5	<0.5	<0.5	<0.5	<0.5	<0.5	<0.5
	01/25/10	<0.5	0.68	<0.5	<0.5	<0.5	<0.5	<0.5	<0.5	<0.5
	07/29/10	<1.0	<1.0	<1.0	<1.0	<1.0	<1.0	<1.0	<1.0	<1.0
	01/31/11	<1.0	<1.0	<1.0	<1.0	<1.0	<1.0	<1.0	<1.0	<1.0
	07/12/11	<1.0	<1.0	<1.0	<1.0	<1.0	<1.0	<1.0	<1.0	<1.0
	01/17/12	<1.0	<1.0	<1.0	<1.0	<1.0	<1.0	<1.0	<1.0	<1.0
	07/16/12	<1.0	<1.0	<1.0	<1.0	<1.0	<1.0	<1.0	<1.0	<1.0
	01/14/13	<1.0	<1.0	<1.0	<1.0	<1.0	<1.0	<1.0	<1.0	<1.0
	07/15/13	<1.0	<1.0	<1.0	1.1	<1.0	<1.0	<1.0	<1.0	<1.0
	01/30/14	--	--	--	--	--	--	--	--	--
09/30/14	--	--	--	--	--	--	--	--	--	
02/24/15	<2.0[2]	<2.0[2]	<2.0[2]	<2.0[2]	<2.0[2]	<2.0[2]	<2.0[2]	<2.0[2]	<2.0[2]	<2.0[2]

**Legend/Key:**

CA= Chloroethane  
 1,2-DCB= 1,2-Dichlorobenzene  
 1,2-DCA= 1,2-dichloroethane  
 cis-1,2-DCE= cis-1,2-dichloroethene  
 trans-1,2-DCE= -1,2-dichloroethene  
 1,2-DCP =1,2-dichloropropane  
 PCE= Tetrachloroethene (perchloroethene)  
 TCE= trichloroethene  
 VC= vinyl chloride  
 ND= "not-detected" or below the Method Detection Limits  
 NA= Not Available  
 -- = Not analyzed  
 ft msl = feet above mean sea level  
 µg/L = micrograms per liter  
 [1] = Additional detections of VOCs noted, refer to GRIMIT/SEMINARY1-10GWSMPLREPORT, dated February 3, 2010.  
 [2] = Reporting limits were increased due to high concentrations of target analytes.  
 Note: The table presents the analytical results of select chemical parameters based on historical presence at the site.



**TABLE 5**  
**DPE REMEDIATION EVENT**  
**OPERATIONAL UPTIME AND FLOW SUMMARY**  
 Gritmit Auto, 1970 Seminary Ave, Oakland, California

Date & Time	Notes	Hour Meter Reading	Applied Vac	Area	Sys Inf Temp	Sys Inf Air Velocity	Sys Inf Air Flowrate	Control Temp	Effluent Air Temp	Area	Dilution Air Temp	Dilution Air Velocity	Dilution Air Flowrate	PID	
														Sys Inf	Eff
			"Hg	ft <sup>2</sup>	°F	fpm	acfm	°F	°F	ft <sup>2</sup>	°F	fpm	acfm	ppmv	ppmv
11/18/14 8:30	1	15,631.0	--	0.0873	--	--	--	--	--	--	--	--	--	--	--
11/20/14 8:00		15,631.9	15.0	0.0873	78	1,500	130.9	1450	1002	0.0218	65	2504	55	30	3.6
11/20/14 10:00		15,632.1	10.5	0.0873	95	1,500	130.9	1543	1253	0.0218	72	2222	48	410	2.9
11/20/14 11:00		15,632.1	10.0	0.0873	80	1,500	130.9	1554	1285	0.0218	60	2260	49	35	2.3
11/20/14 12:00		15,632.1	10.0	0.0873	80	1,500	130.9	1559	1311	0.0218	67	2186	48	40	2.1
11/21/14 7:00		15,632.1	10.0	0.0873	90	1,500	130.9	1537	1368	0.0218	65	2140	47	20	2.0
11/25/14 10:10	2	15,632.0	10.0	0.0873	90	1,500	130.9	1450	1224	0.0218	--	--	--	58	2.1
12/18/14 7:30	3	0.0	13.5	0.0873	92	1,500	130.9	1484	--	0.0218	64	2503	55	8	1.2
12/19/14 7:00		20.0	13.0	0.0873	90	1,500	130.9	1492	1305	0.0218	61	2910	63	100	1.2
12/29/14 7:15		260.0	7.5	0.0873	82	1,500	130.9	1500	1430	0.0218	--	--	--	10	1.3
1/5/15 8:50		430.0	8.0	0.0873	100	1,500	130.9	1451	1259	0.0218	57	3020	66	10	2.1
1/19/15 8:00		765.0	10.0	0.0873	90	1,400	122.2	1491	1303	0.0218	63	3122	68	5	1.1
2/2/15 8:00		1,101.0	11.0	0.0873	95	1,500	130.9	1452	1268	0.0218	60	3233	71	1.4	0.8
2/16/15 7:15		1,436.0	11.0	0.0873	90	1,350	117.8	1485	1308	0.0218	58	3314	72	2.0	0.8
3/10/15 8:30		1,965.0	11.0	0.0873	90	1,250	109.1	1493	1311	0.0218	63	2971	65	15	2.1
3/23/15 7:50	4	2,276.0	12.0	0.0873	92	1,250	109.1	1504	--	0.0218	64	3418	75	47	1.0
Average			11		89	1,450	126.5	1496	1279		63	2754	60	53	1.8

**Legend / Key:**  
 Vac = Vacuum  
 "Hg = inches mercury  
 ft<sup>2</sup> = square feet  
 Temp = temperature  
 °F = Fahrenheit  
 Inf = Influent  
 -- = not applicable/ not measured

fpm = feet per minute  
 acfm = actual cubic feet per minute  
 ppmv = parts per million by volume  
 PID = Photoionization Detector  
 Sys Inf = System Influent (includes dilution air)  
 Eff = Effluent

**Sample Calculation:**  
 air flow = area of pipe (0.0491 ft<sup>2</sup>) × air velocity (fpm) = flowrate (acfm)

**TABLE 5**  
**DPE REMEDIATION EVENT**  
**OPERATIONAL UPTIME AND FLOW SUMMARY**  
Grimit Auto, 1970 Seminary Ave, Oakland, California

**Notes:**

Influent pipe diameter = 3.0 inches

- 1 System operating with DPE, extracting from extraction wells EX-1, EX-2, EX-3, and EX-6. Stingers placed within extraction wells at 29-feet in well EX-1 and 27-feet bgs in wells EX-2, EX-3 and EX-6.
- 2 System down upon departure waiting groundwater sample results and approval from EBMUD to discharge to the sanitary sewer.
- 3 System down upon arrival, new hour meter installed, system started for continuous operation upon departure.
- 4 System modified, well MW-1 brought on-line. System extracting from wells EX-1 through EX-3, EX-6 and MW-1 simultaneously.

**TABLE 6**  
**DPE REMEDIATION EVENT**  
**VACUUM ("WC) AND DEPTH TO WATER (feet bgs) SUMMARY**  
 Gritmit Auto, 1970 Seminary Ave, Oakland, California

Date & Time	Notes	Induced Vacuum ("WC) &/or Depth to Water (feet bgs)					
		MW-2		MW-8		MW-4	
		"WC	DTW (feet bgs)	"WC	DTW (feet bgs)	"WC	DTW (feet bgs)
12/18/14 7:30	1	0.02*	17.87	0.00	0.98	--	--
12/19/14 7:00		--	--	--	--	--	--
12/29/14 7:15		--	--	--	--	--	--
1/5/15 8:50		16.62	12.76	22.80	3.35	0.04	19.29
1/19/15 8:00		--	--	--	--	20.84	1.88
2/2/15 8:00		--	--	--	--	6.60	21.51
2/16/15 7:15		--	--	--	--	15.40	20.34
3/10/15 8:30		0.40	12.94	32.60	21.55	5.28	4.50
3/23/15 7:50	2	6.75	15.39	47.14	21.69	1.41	4.68
<b>Average</b>		23.79	14.74	25.64	11.89	8.26	12.03
<b>Legend / Key:</b>							
DTW = Depth to water                      bgs = below ground surface							
"WC = Inches of water column    -- = not applicable/ not measured							
* Positive pressure							
<b>Notes:</b>							
1 Stinger depth in EX-1 19 feet bgs, EX-2 18 feet bgs, EX-3 24 feet bgs, EX-6 20 feet bgs.							
2 MW-1 brought on-line; stinger placed approx. 34 feet bgs.							

**TABLE 7  
DPE REMEDIATION EVENT  
SVE COMPONENT - ANALYTICAL RESULTS AND FLOWRATES  
Grimit Auto, 1970 Seminary Ave, Oakland, California**

Date	Notes	Sample Time	Flowrate *		Influent Temp. (°F)	Vacuum "Hg	Sample Location	Lab Sample Number	Analyses (mg/m <sup>3</sup> )									
			(acfm)	(scfm)					GRO	Benzene	Toluene	Ethyl benzene	Total Xylenes	MTBE	PCE	TCE	n-Propyl benzene	1,2,4-Trimethyl benzene
11/20/14	1	11:30	130.9	128.0	80	10	ASYS INF	89712-01	150	<0.20	<0.20	0.85	2.07	<0.20	<0.20	<0.20	0.46	1.9
							A EFF	89712-02	<20	<0.20	<0.20	<0.25	<0.20	<0.20	<0.20	<0.20	<0.20	<0.20
12/19/14		10:04	130.9	125.7	90	13	ASYS INF	89947-01	33	0.41	0.43	0.94	1.96	<0.20	<0.20	<0.20	<0.20	<0.20
		10:35					A EFF	89947-02	<20	<0.20	<0.20	<0.25	<0.20	<0.20	<0.20	<0.20	<0.20	<0.20
01/05/15		9:07	130.9	123.4	100	8	ASYS INF	90046-01	<20	<0.20	<0.20	<0.25	<0.40	<0.20	<0.20	<0.20	<0.20	<0.20
		9:05					A EFF	90046-02	<20	<0.20	<0.20	<0.25	<0.40	<0.20	<0.20	<0.20	<0.20	<0.20
02/02/15		8:15	130.9	124.5	95	11	ASYS INF	90255-01	<20	<0.20	<0.20	<0.25	<0.20	<0.20	<0.20	<0.20	<0.20	<0.20
		8:10					A EFF	90255-02	<20	<0.20	<0.20	<0.25	<0.20	<0.20	<0.20	<0.20	<0.20	<0.20
03/10/15		9:08	109.1	104.7	90	11	ASYS INF	90501-01	45	<0.20	<0.20	<0.25	0.27	<0.20	<0.20	<0.20	<0.20	<0.20
		9:05					A EFF	90501-02	<20	<0.20	<0.20	<0.25	<0.20	<0.20	<0.20	<0.20	<0.20	<0.20

**Legend / Key:**

acfm = actual cubic feet per minute  
scfm = standard cubic feet per minute  
Temp. (°F) = temperature in degrees Fahrenheit  
"Hg = inches mercury  
GRO = gasoline range organics (C4-C13)  
BTEX = benzene, toluene, ethylbenzene, and xylenes

MTBE = methyl tertiary butyl ether  
PCE = tetrachloroethene  
TCE = trichloroethene  
SysInf = system influent  
Eff = effluent  
mg/m<sup>3</sup> = milligrams per cubic meter

**Laboratory Analytical Methods and Facility:**

GRO analyzed using EPA Method SW8015B/SW8260B  
BTEX, MTBE and VOCs analyzed using EPA Method SW8260B  
Pace Analytical(Formerly Kiff Analytical; ELAP # 08263CA)

\* Flowrate used based on most representative field data at time of sampling.

**Calculations:**

Actual flow rate (acfm) is converted to standard flow rate (scfm) using the following formulas:  
Pressure corrected influent flow rate = Flow was taken on positive side of blower, no pressure correction factor needed.  
Temperature Corrected influent flow = Pressure corrected flow rate \* {(460 R + 68deg F)/( deg F+ 460 R)}

**Notes:**

1 DPE extracting from extraction wells EX-1, EX-2, EX-3, and EX-6.

**TABLE 8**  
**DPE REMEDIATION EVENT**  
**SVE COMPONENT - EXTRACTION AND EMISSION RATES**  
 Gruit Auto, 1970 Seminary Ave, Oakland, California

Date	Notes	Influent Sample Time	Hour Meter Reading	Sys. Influent Flowrate (scfm)	Effluent Flowrate <sup>2</sup> (scfm)	Sys. Influent Conc. (mg/m <sup>3</sup> )			Effluent Conc. (mg/m <sup>3</sup> )			Extraction Rate from Wells (lbs/day) <sup>2</sup>			Emissions Rate to Atmosphere (lbs/day)			Destruction Removal Efficiency (%)	Cumulative GRO Removal (lbs)	
						GRO	Benzene	MTBE	GRO	Benzene	MTBE	GRO	Benzene	MTBE	GRO	Benzene	MTBE	GRO	Benzene	MTBE
11/20/14	1	11:30	15,632.1	128.0	208.0	150	<0.20	<0.20	<20	<0.20	<0.20	1.73	<0.002	<0.002	<0.37	<0.004	<0.004	78.3	0.1	0.1
12/18/14	2	10:40	0.0	125.7	205.7	33	0.41	<0.20	<20	<0.20	<0.20	0.37	0.005	<0.002	<0.37	<0.004	<0.004	--	--	0.1
1/5/15		9:07	430.0	123.4	203.4	<20	<0.20	<0.20	<20	<0.20	<0.20	<0.29	<0.003	<0.002	<0.37	<0.004	<0.004	--	5.3	5.3
2/2/15		8:15	1,101.0	124.5	204.5	<20	<0.20	<0.20	<20	<0.20	<0.20	<0.22	<0.002	<0.002	<0.37	<0.004	<0.004	--	6.3	11.6
3/10/15		9:08	1,965.0	104.7	184.7	45	<0.20	<0.20	<20	<0.20	<0.20	0.31	<0.002	<0.002	<0.33	<0.003	<0.003	--	11.0	22.6

**Legend / Key:**

acfm = actual cubic feet per minute  
 scfm = standard cubic feet per minute  
 Sys. = system  
 mg/m<sup>3</sup> = milligrams per cubic meter  
 Conc. = concentration  
 lbs/day = pounds per day

GRO = gasoline range organics  
 MTBE = methyl tertiary butyl ether

<sup>1</sup> Effluent Flow rate = System Influent flow rate + combustion air flow rate (80 cfm per manufacturer)

<sup>2</sup> To calculate the extraction rate, the system influent concentrations are averaged between the sampling dates for those dates that extract from the same extraction wells.

**Sample Calculations:**

Extraction Rate from Wells (lbs/day) = Sys Inf Flowrate (ft<sup>3</sup>/min) x Avg. Inf Conc (mg/m<sup>3</sup>) x (1 lb/453,593mg) x (1,440 min/day) x (1 m<sup>3</sup>/35.314ft<sup>3</sup>)

Destruction Removal Efficiency, % =  $\frac{(\text{Extraction Rate} - \text{Emission Rate})}{\text{Extraction Rate}} \times 100$

**Notes:**

- DPE extracting from extraction wells EX-1, EX-2, EX-3, and EX-6. GRO removed is calculated based on assuming 1.1 hours of operation occurred from start of test to first sample time.
- New hour meter installed. System operated for 1-hour during initial start-up and sampling period. System re-started for continuous operation, therefore, mass removed is negligible and will be calculated after next sampling event.

**TABLE 9a**  
**DPE REMEDIATION EVENT**  
**GROUNDWATER EXTRACTION COMPONENT - GROUNDWATER ANALYTICAL DATA SUMMARY**  
 Gruit Auto, 1970 Seminary Ave, Oakland, California

Date	Notes	Sample Time	Sample Location	Laboratory Sample ID	GRO	Benzene	Toluene	Ethylbenzene	Total Xylenes	MTBE	Napthalene	PCE	TCE	Vinyl chloride	1,2 DCA	Chloro benzene
					µg/L	µg/L	µg/L	µg/L	µg/L	µg/L	µg/L	µg/L	µg/L	µg/L	µg/L	µg/L
11/25/14	1	10:35	WINF	STR14112541-01A	75	<1.0	<1.0	1.9	4.1	<1.0	3.6	<1.0	<1.0	<1.0	<1.0	<1.0
		10:30	WGAC1	STR14112541-02A	<50	<1.0	<1.0	<1.0	<1.0	<1.0	<2.0	<1.0	<1.0	<1.0	<1.0	<1.0
		10:25	WEFF	STR14112541-03A	<50	<1.0	<1.0	<1.0	<1.0	<1.0	<2.0	<1.0	<1.0	<1.0	<1.0	<1.0
12/19/14		7:10	WINF	STR14122242-01A	130	1.9	2.6	4.0	9.1	<0.5	11	<1.0	<1.0	<1.0	<1.0	--
		7:20	WGAC1	STR14122243-01A	<50	<1.0	<1.0	<1.0	<1.0	<1.0	<2.0	<1.0	<1.0	<1.0	<1.0	--
		7:15	WEFF	STR14122241-01A	<50	<1.0	<1.0	<1.0	<1.0	<1.0	<2.0	<1.0	<1.0	<1.0	<1.0	--
01/05/15		9:25	WINF	STR15010645-01A	<50	<0.50	<0.50	<0.50	0.83	<0.50	<2.0	<1.0	<1.0	<1.0	<1.0	--
		9:22	WGAC1	STR15010648-01A	<50	<0.50	<0.50	<0.50	<0.50	<0.50	<2.0	<1.0	<1.0	<1.0	<1.0	--
		9:18	WEFF	STR15010642-01A	<50	<0.50	<0.50	<0.50	<0.50	<0.50	<2.0	<1.0	<1.0	<1.0	<1.0	--
02/02/15		8:35	WINF	STR15020345-01A	<50	<0.50	<0.50	<0.50	<0.50	<0.50	<2.0	<1.0	<1.0	<1.0	<1.0	--
		8:30	WGAC1	STR15020346-01A	<50	<0.50	<0.50	<0.50	<0.50	<0.50	<2.0	<1.0	<1.0	<1.0	<1.0	--
		8:25	WEFF	STR15020343-01A	<50	<0.50	<0.50	<0.50	<0.50	<0.50	<2.0	<1.0	<1.0	<1.0	<1.0	--
03/10/15		9:22	WINF	STR15031145-01A	<50	<0.50	<0.50	<0.50	0.66	<0.50	<2.0	<1.0	<1.0	<1.0	<1.0	--
		9:18	WGAC1	STR15031146-01A	<50	<0.50	<0.50	<0.50	<0.50	<0.50	<2.0	<1.0	<1.0	<1.0	<1.0	--
		9:13	WEFF	STR15031144-01A	<50	<0.50	<0.50	<0.50	<0.50	<0.50	<2.0	<1.0	<1.0	<1.0	<1.0	--

**Legend / Key:**

GRO = Gasoline Range Organics C4-C13  
 MTBE = Methyl tertiary butyl ether  
 BTEX = Benzene, toluene, ethylbenzene, xylenes  
 µg/L = micrograms per liter  
 -- = Not analyzed  
 [1] Sample was re-analyzed to achieve a lower reporting limit.  
 [2] DRO concentrations may include contributions from heavier-end hydrocarbons that elute in the DRO range.  
 [3] Reporting limits were increased due to high concentrations of target analytes.

**Notes:**

1 DPE test, extracting from extraction wells EX-1, EX-2, EX-3, and EX-6.

**Analytical Methods /Laboratory:**  
 GRO analyzed using EPA Method SW8015B/SW8260B  
 BTEX and MTBE analyzed using EPA Method SW8260B  
 Volatile Organics analyzed using EPA Method 624/SW8260  
 Lead analyzed using EPA Method 200.8  
 Alpha Analytical, Inc. (ELAP # 2019)



**TABLE 10**  
**DPE REMEDIATION EVENT**  
**GROUNDWATER EXTRACTION COMPONENT - OPERATIONAL PERFORMANCE AND MASS REMOVAL SUMMARY**  
 Gruit Auto, 1970 Seminary Ave, Oakland, California

Date	Notes	Sample Time	Hour Meter Reading <sup>1</sup>	Sewer Discharge Data				Analytical Results	Mass Removed	Cumulative
				Totalizer Reading (gallons)	Period (gallons)	Cumulative Flow (gallons)	Average Extraction Rate (gpm) <sup>a</sup>	Influent  GRO (µg/L)	This Period <sup>b</sup>  GRO (lbs)	Mass Removed  GRO (lbs)
11/18/14	1	8:30	15,631.0	214,690				--		
11/25/14	1	10:35	15,632.0	215,430	740	740	12.33	75	0.0005	0.0005
12/19/14	2	7:10	20.0	216,030	600	1,340	0.50	130	0.0007	0.0011
1/5/15		9:25	430.0	219,180	3,150	4,490	0.13	<50	0.0013	0.0020
2/2/15		8:35	1,101.0	221,340	2,160	6,650	0.05	<50	0.0009	0.0022
3/10/15		9:22	1,965.0	226,420	5,080	11,730	0.10	<50	0.0021	0.0030

**Legend / Key:**  
 GRO = Gasoline Range Organics C4-C13      µg/L = micrograms per litre      lbs = pounds  
 DRO = Diesel Range Organics C13-C22      gpm = gallons per minute      -- = data not collected/not calculated  
 MTBE = Methyl tertiary butyl ether  
 TBA = Tertiary Butyl Alcohol  
<sup>a</sup> Approximate groundwater extraction rate between sampling periods, actual extraction rate varies due to system down time.  
<sup>b</sup> Mass removed this period (pounds) = Average concentration (µg/L) [ between the sample dates ] x Period gallons x (2.2046 x 10<sup>-9</sup>)(lb/µg) / 0.26418 (gal/L)  
<sup>1</sup> Hour meter readings were not taken at exact sampling times, therefore, times noted are readings obtained closest to the actual sampling times.

**Notes:**  
 1 DPE test, extracting from extraction wells EX-1, EX-2, EX-3, and EX-6.  
 2 New hour meter was installed, therefore, hour readings re-started at zero reading.

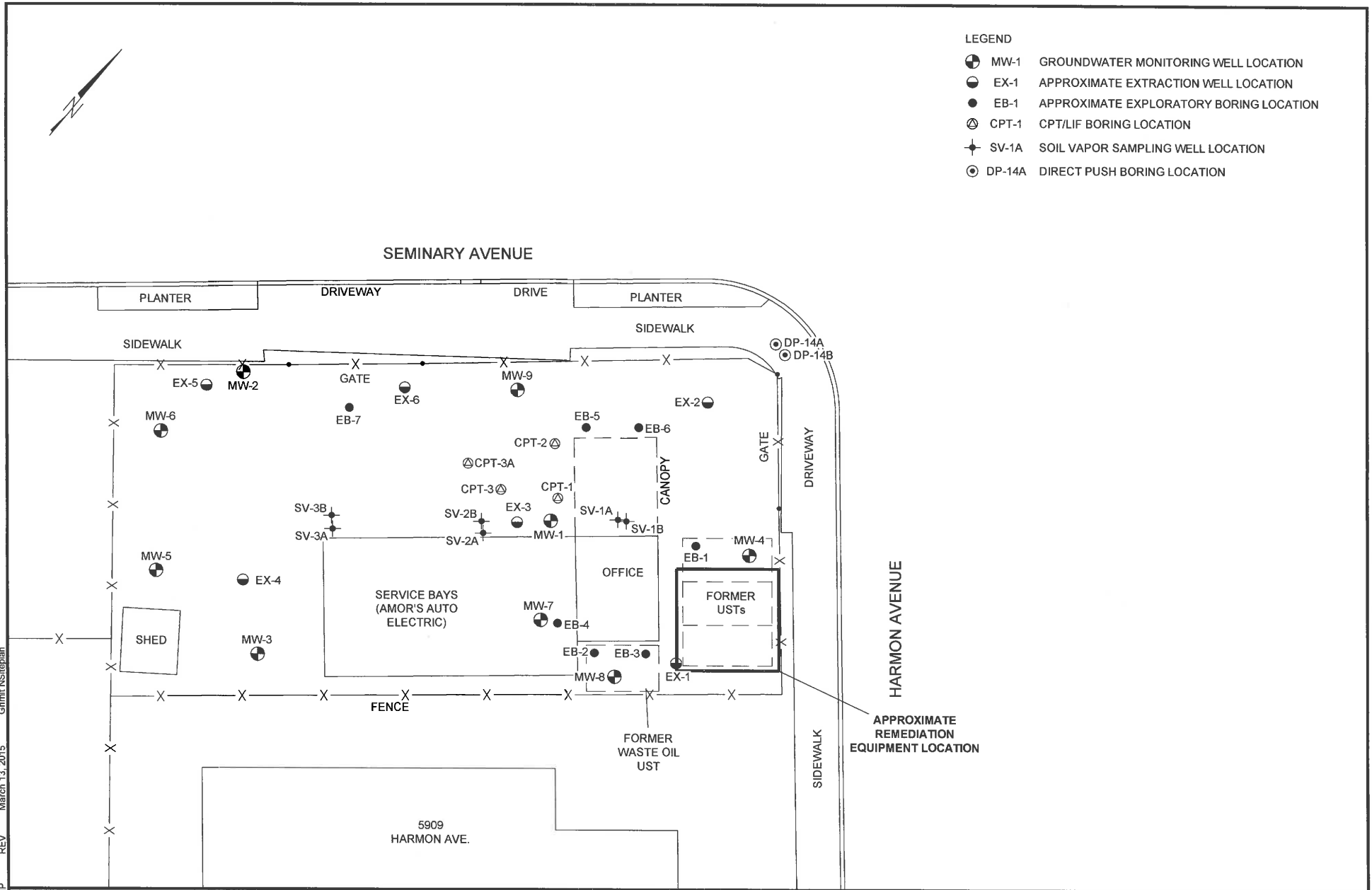






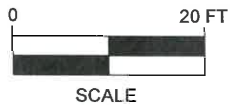
LEGEND

- ⊕ MW-1 GROUNDWATER MONITORING WELL LOCATION
- EX-1 APPROXIMATE EXTRACTION WELL LOCATION
- EB-1 APPROXIMATE EXPLORATORY BORING LOCATION
- ⊕ CPT-1 CPT/LIF BORING LOCATION
- ⊕ SV-1A SOIL VAPOR SAMPLING WELL LOCATION
- ⊕ DP-14A DIRECT PUSH BORING LOCATION



Grimt Auto JWP REV March 13, 2015 Gfmiti NS/stephan

**STRATUS**  
ENVIRONMENTAL, INC.



FORMER GRIMIT AUTO  
1970 SEMINARY AVENUE  
OAKLAND, CALIFORNIA

SITE PLAN

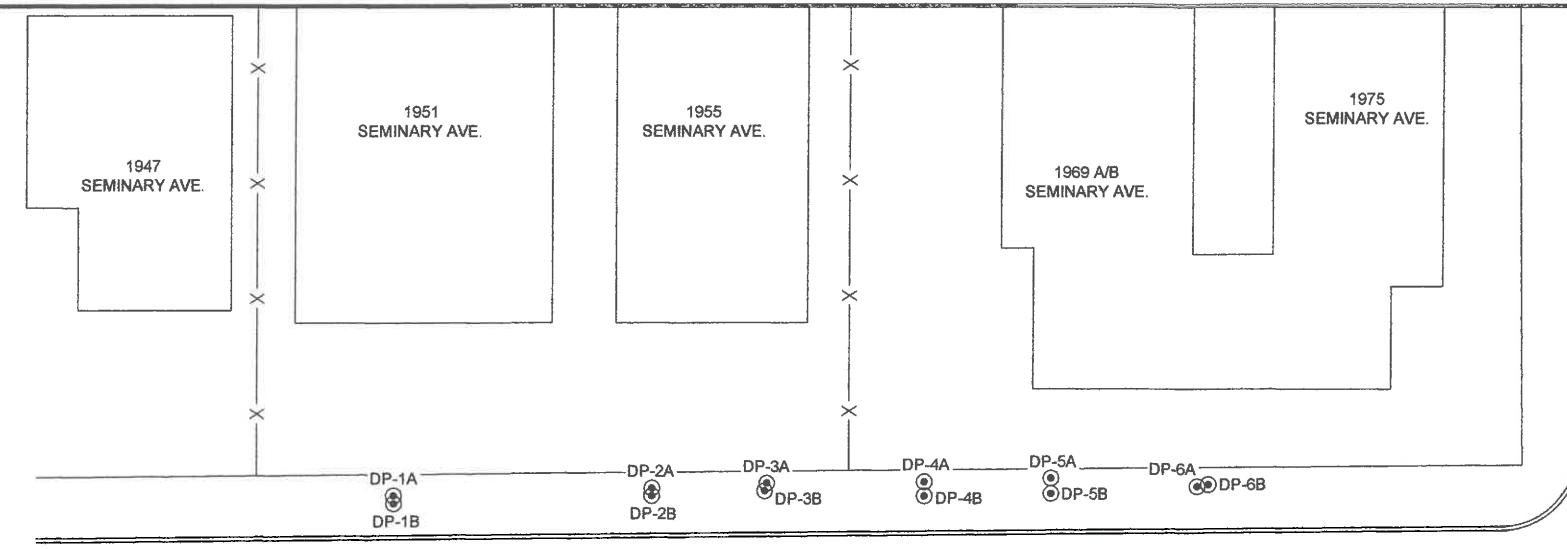
FIGURE

2

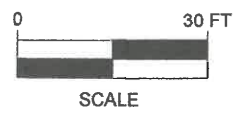
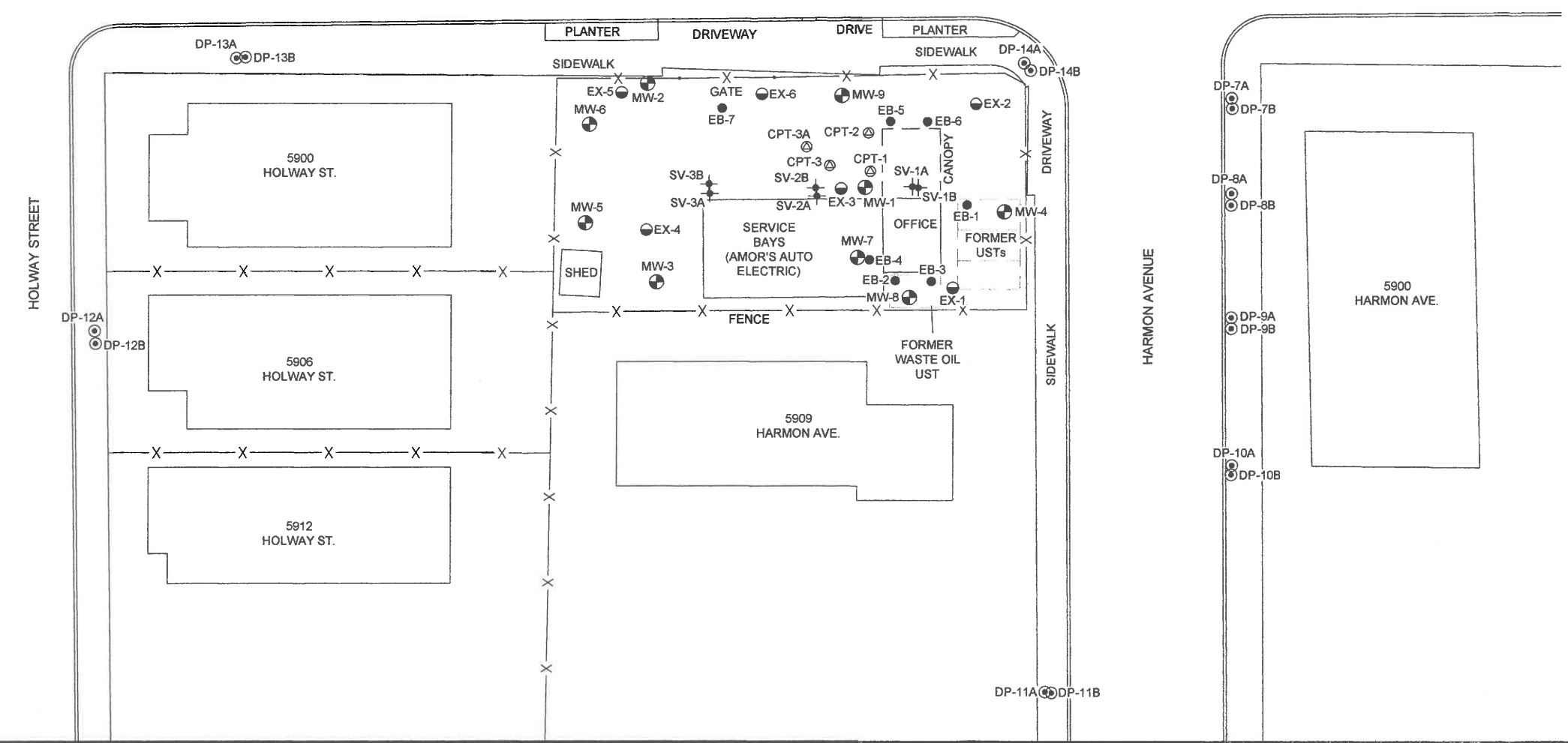
PROJECT NO.  
2090-1970-1



- LEGEND**
- ⊕ MW-1 GROUNDWATER MONITORING WELL LOCATION
  - EX-1 APPROXIMATE EXTRACTION WELL LOCATION
  - EB-1 APPROXIMATE EXPLORATORY BORING LOCATION
  - ⊕ CPT-1 CPT/LIF BORING LOCATION
  - ⊕ SV-1A SOIL VAPOR SAMPLING WELL LOCATION
  - ⊕ DP-1A DIRECT PUSH BORING LOCATION



SEMINARY AVENUE



**STRATUS**  
ENVIRONMENTAL, INC.

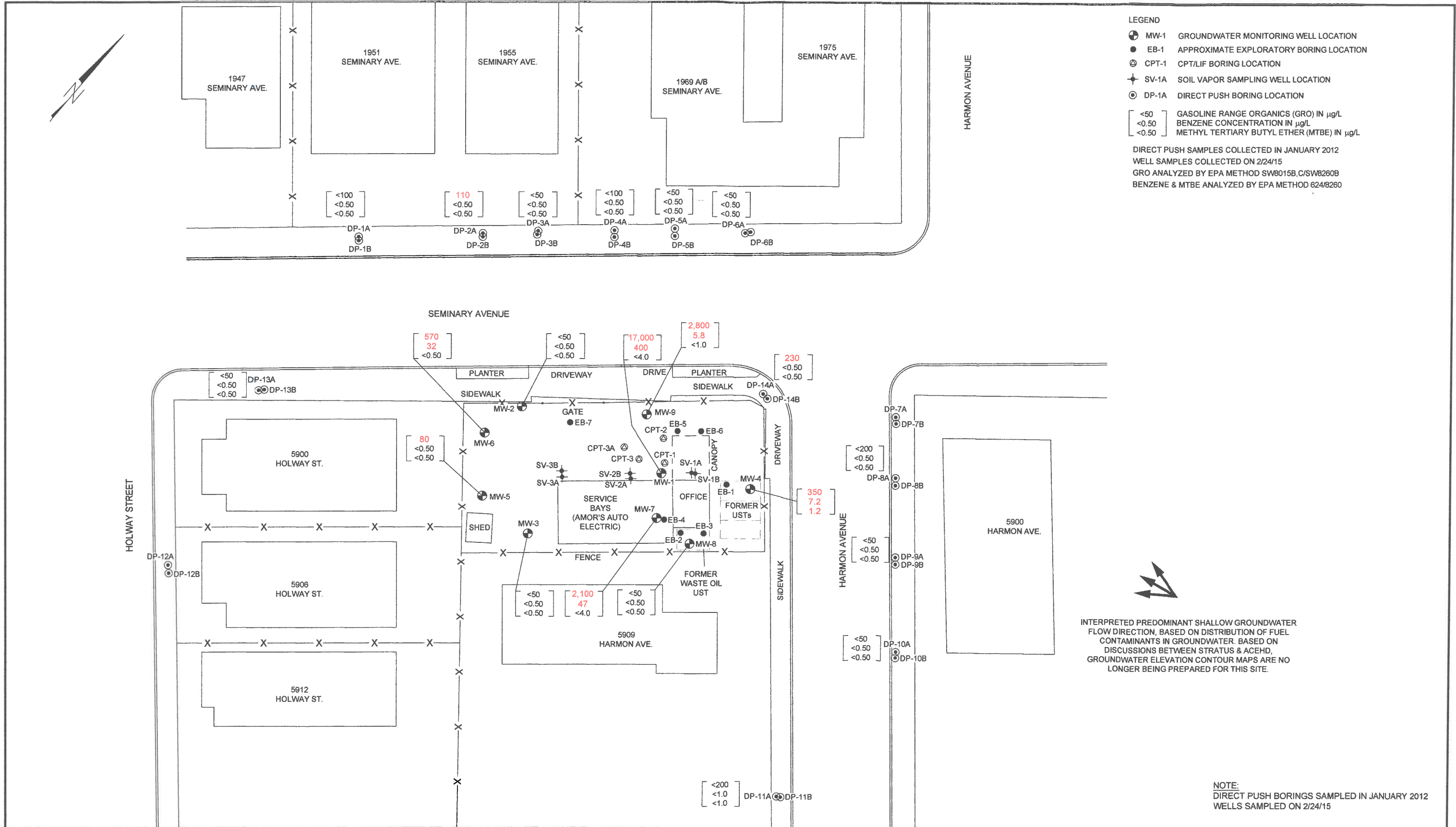
PATH NAME: Gritit Auto  
DRAFTER INITIALS: JMP  
DATE LAST REVISED: March 13, 2015  
FILENAME: Gritit Site Vicinity Map

FORMER GRIMIT AUTO  
1970 SEMINARY AVENUE  
OAKLAND, CALIFORNIA

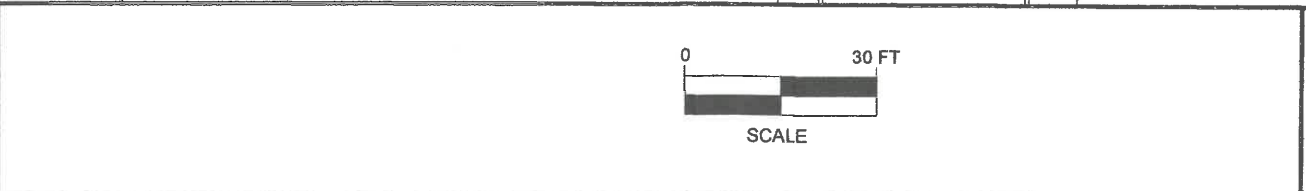
SITE VICINITY MAP

FIGURE  
**3**  
PROJECT NO.  
2090-1970-1



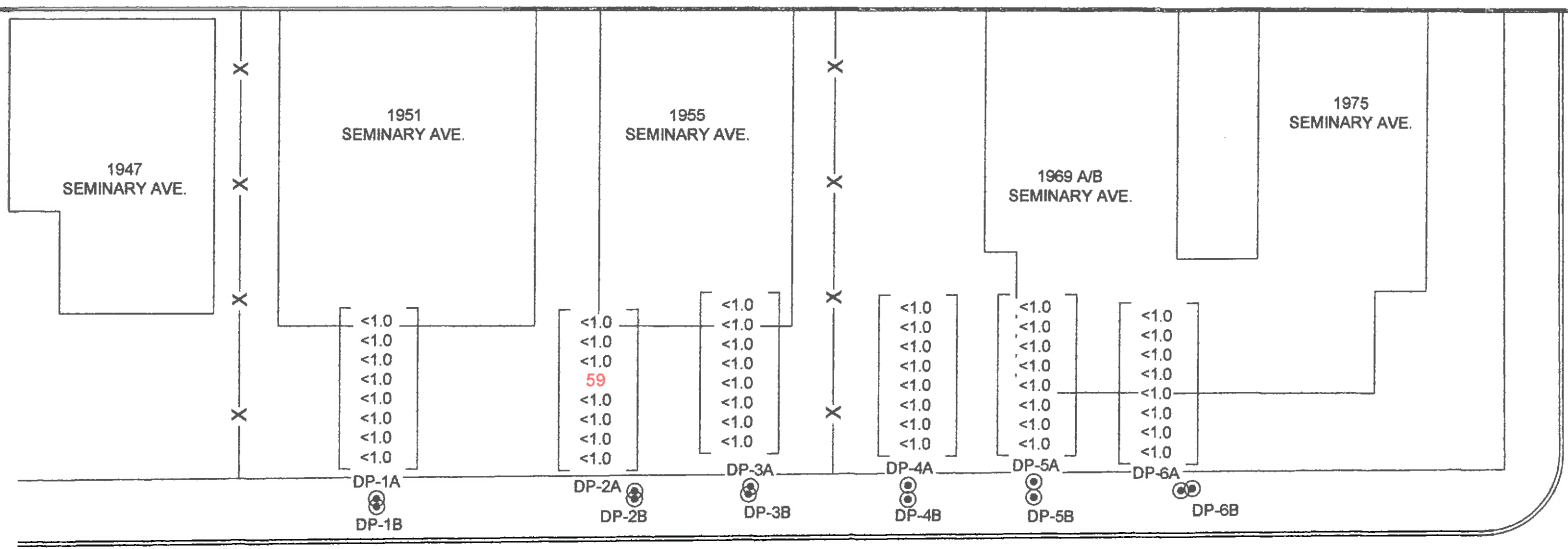


PATH NAME: Gritit Auto/Quarterly  
 DRAFTER INITIALS: JMP  
 DATE LAST REVISED: March 13, 2015  
 FILENAME: Gritit Quarterly Figures



FORMER GRITIT AUTO  
 1970 SEMINARY AVENUE  
 OAKLAND, CALIFORNIA  
 PETROLEUM HYDROCARBON  
 GROUNDWATER ANALYTICAL SUMMARY  
 ABOVE 40' bgs

FIGURE  
**4**  
 PROJECT NO.  
 2090-1970-01

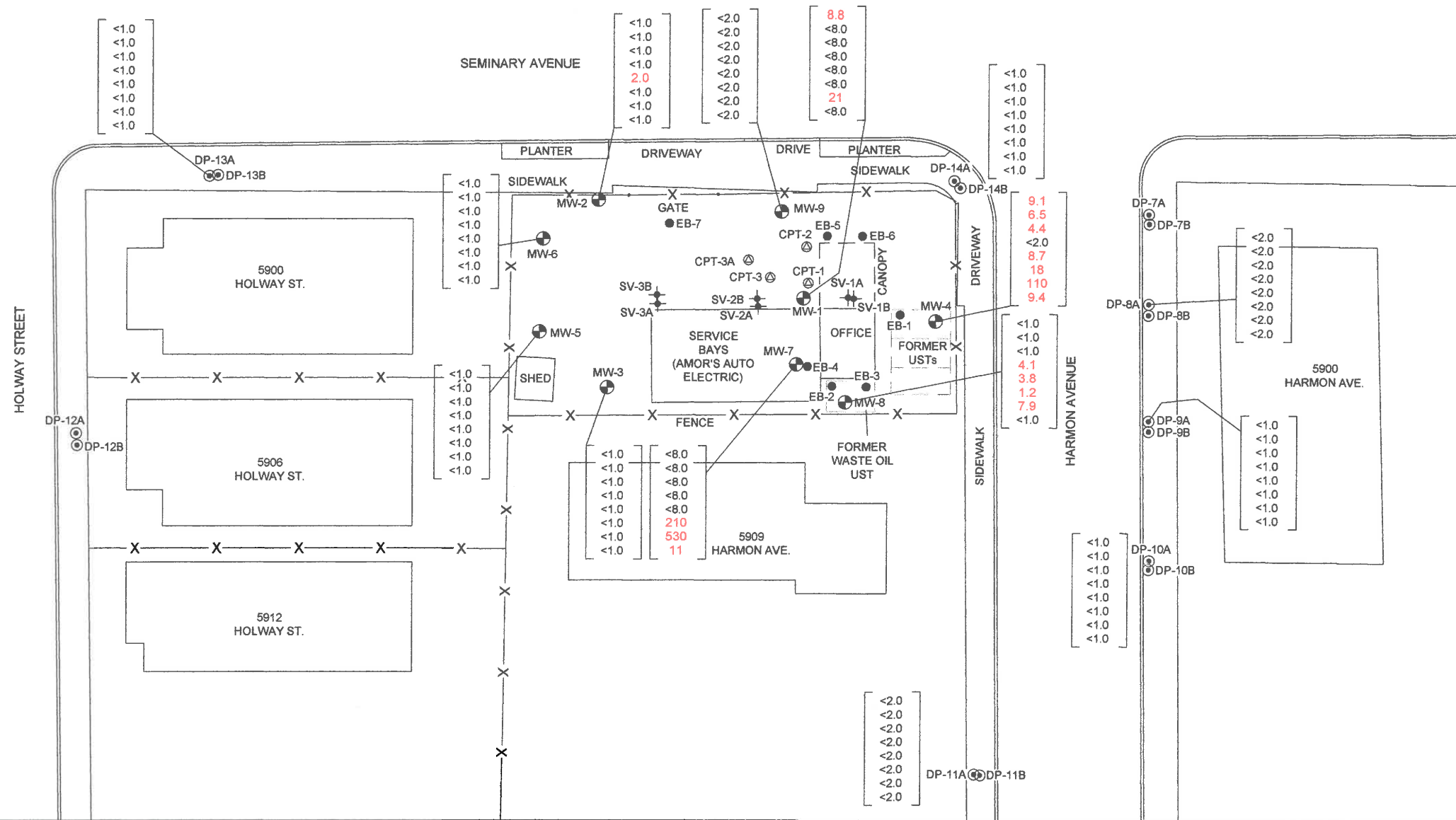


**LEGEND**

- MW-1 GROUNDWATER MONITORING WELL LOCATION
- EB-1 APPROXIMATE EXPLORATORY BORING LOCATION
- ⊕ CPT-1 CPT/LIF BORING LOCATION
- ⊕ SV-1A SOIL VAPOR SAMPLING WELL LOCATION
- ⊕ DP-1A DIRECT PUSH BORING LOCATION

<1.0	1,2 DICHLOROBENZENE (1,2 DCB) IN µg/L
<1.0	1,3 DICHLOROBENZENE (1,3 DCB) IN µg/L
<1.0	1,4 DICHLOROBENZENE (1,4 DCB) IN µg/L
<1.0	TETRACHLOROETHENE (PCE) IN µg/L
<1.0	TRICHLOROETHENE (TCE) IN µg/L
<1.0	VINYL CHLORIDE (VC) IN µg/L
<1.0	cis-1,2 DICHLOROETHENE (cis-1,2 DCE) IN µg/L
<1.0	trans-1,2 DICHLOROETHENE (trans-1,2 DCE) IN µg/L

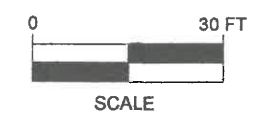
DIRECT PUSH SAMPLES COLLECTED IN JANUARY 2012  
 WELL SAMPLES COLLECTED ON 2/24/15  
 1,2 DCB, 1,3 DCB, 1,4 DCB, PCE, TCE, VC, cis-1,2 DCE,  
 & trans-1,2 DCE ANALYZED BY EPA METHOD 624/8260



**NOTE:**  
 DIRECT PUSH BORINGS SAMPLED IN JANUARY 2012  
 WELLS SAMPLED ON 2/24/15

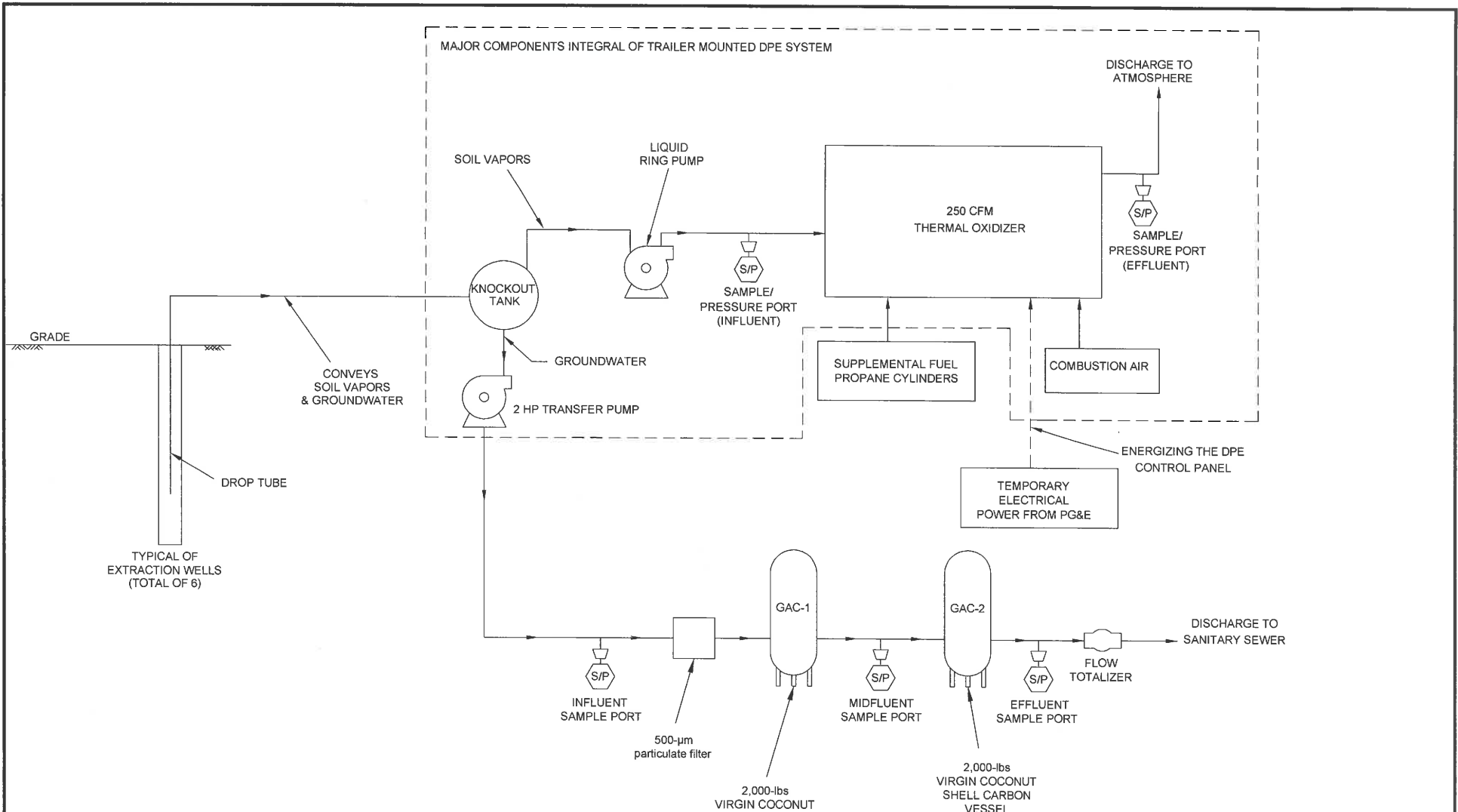


PATH NAME: Gritit Auto/Quarterly  
 DRAFTER INITIALS: JMP  
 DATE LAST REVISED: March 13, 2015  
 FILENAME: Gritit Quarterly Figures



FORMER GRITIT AUTO  
 1970 SEMINARY AVENUE  
 OAKLAND, CALIFORNIA  
 HALOGENATED VOC  
 GROUNDWATER ANALYTICAL SUMMARY  
 ABOVE 40' bgs

FIGURE  
**5**  
 PROJECT NO.  
 2090-1970-01



THIS IS A PROCESS FLOW DIAGRAM, THEREFORE INSTRUMENTATION AND CONTROL EQUIPMENT DETAILS ARE NOT SHOWN. INSTRUMENT FUNCTIONS AND INTERACTIONS ARE ALSO NOT SHOWN. EQUIPMENT SIZES ARE NOT PROPORTIONAL AND ARE NOT INDICATIVE OF FINAL SIZES.

**DUAL PHASE EXTRACTION SYSTEM  
NOT TO SCALE**



FORMER GRIMIT AUTO  
1970 SEMINARY AVENUE  
OAKLAND, CALIFORNIA

PROCESS FLOW DIAGRAM

FIGURE  
**6**  
PROJECT NO.  
2090-1970-01

**APPENDIX A**  
**FIELD DATA SHEETS**



Site Address 1970 Seminary Ave  
 City Oakton  
 Sampled by: \_\_\_\_\_  
 Signature CHILL

Site Number Grimit Auto  
 Project Number \_\_\_\_\_  
 Project PM Scott  
 DATE 2-24-15

**ORIGINAL**

Water Level Data					Purge Volume Calculations					Purge Method				Sample Record			Field Data
Well ID	Time	Depth to Product (feet)	Depth to Water (feet)	Total Depth (feet)	Water column (feet)	Diameter (inches)	Multiplier	3 casing volumes (gallons)	Actual water purged (gallons)	No Purge	Bailer	Pump	other	DTW at sample time (feet)	Sample I.D	Sample Time	DO (mg/L)
MW 1	0910		25.80	34.60	8.8	2	.5	4	4		X				MW 1	1259	2.87
MW 2	0902		12.80	35.18	22.6	2	.5	11	11		X			23.05	MW 2	1203	1.34
MW 3	0905		7.77	20.40	12.63	2	.5	6	6		X			14.80	MW 3	1233	1.10
MW 4	0748		22.50	34.60	12.10	2	.5	6	5 DM		X			26.80	MW 4	1138	3.21
MW 5	0904		23.51	34.92	11.41	2	.5	6	5 DM		X			26.10	MW 5	1222	3.06
MW 6	0903		9.49	18.25	8.76	2	.5	4	3 DM		X			10.56	MW 6	1213	1.02
MW 7	0908		25.55	31.88	6.33	2	.5	3	3		X			26.12	MW 7	1244	1.21
MW 8	0909		3.87	19.12	15.25	2	.5	7	7		X			8.93	MW 8	1150	1.10
MW 9	0906		18.70	21.15	1.35	2	.5	.6	-	X					MW 9	0930	-

Multiplier  
 2" = 0.5 3" = 1.0 4" = 2.0 6" = 4.4

Please refer to groundwater sampling field procedures  
 pH/Conductivity/temperature Meter - Oakton Model PC-10  
 DO Meter - Oakton 300 Series (DO is always measured before purge)

CALIBRATION DATE \_\_\_\_\_  
 pH 2-23-15  
 Conductivity \_\_\_\_\_  
 DO \_\_\_\_\_

T:\Forms

8 - 2.5<sup>2</sup>  
 mw 2 - 4.95  
 mw 4 - 3.52





Site Address 1970 Summer Ave  
 City Catonsville  
 Sampled By: \_\_\_\_\_  
 Signature [Signature]

**ORIGINAL**  
 Site Number Grimm 1160  
 Project Number \_\_\_\_\_  
 Project PM Scott  
 DATE 2-24-15

Well ID <u>MW 4</u> <u>6</u>					Well ID <u>MW 2</u> <u>10</u>						
Purge start time			Odor Y <input checked="" type="checkbox"/> N		Purge start time			Odor <input checked="" type="checkbox"/> N			
	Temp C	pH	cond	gallons		Temp C	pH	cond	gallons		
time	<u>0756</u>	<u>14.6</u>	<u>7.71</u>	<u>105.7</u>	<u>2</u>	time	<u>0940</u>	<u>15.6</u>	<u>6.17</u>	<u>104.3</u>	<u>2</u>
time	<u>0759</u>	<u>15.9</u>	<u>7.76</u>	<u>108.8</u>	<u>3</u>	time	<u>0946</u>	<u>17.5</u>	<u>6.28</u>	<u>108.1</u>	<u>5</u>
time	<u>0804</u>	<u>16.8</u>	<u>7.81</u>	<u>111.6</u>	<u>5 DM</u>	time	<u>0951</u>	<u>16.3</u>	<u>6.21</u>	<u>107.6</u>	<u>11</u>
time						time					
purge stop time <u>3.21</u>			ORP <u>317</u>		purge stop time <u>1.34</u>			ORP <u>328</u>			
Well ID <u>MW 6</u> <u>6</u>					Well ID <u>MW 3</u> <u>6</u>						
Purge start time			Odor Y <input checked="" type="checkbox"/> N		Purge start time			Odor Y <input checked="" type="checkbox"/> N			
	Temp C	pH	cond	gallons		Temp C	pH	cond	gallons		
time	<u>1021</u>	<u>16.3</u>	<u>6.62</u>	<u>1028</u>	<u>2</u>	time	<u>1045</u>	<u>15.7</u>	<u>6.40</u>	<u>97.8</u>	<u>2</u>
time	<u>1026</u>	<u>16.4</u>	<u>6.60</u>	<u>104.0</u>	<u>3 DM</u>	time	<u>1050</u>	<u>15.9</u>	<u>6.44</u>	<u>98.7</u>	<u>3</u>
time						time	<u>1054</u>	<u>16.1</u>	<u>6.42</u>	<u>98.5</u>	<u>6</u>
time						time					
purge stop time <u>1.02</u>			ORP <u>320</u>		purge stop time <u>1.10</u>			ORP <u>348</u>			
Well ID <u>MW 8</u> <u>7</u>					Well ID <u>MW 5</u> <u>6</u>						
Purge start time			Odor Y <input checked="" type="checkbox"/> N		Purge start time			Odor Y <input checked="" type="checkbox"/> N			
	Temp C	pH	cond	gallons		Temp C	pH	cond	gallons		
time	<u>1108</u>	<u>16.3</u>	<u>6.40</u>	<u>91.6</u>	<u>2</u>	time	<u>1031</u>	<u>16.3</u>	<u>6.43</u>	<u>101.4</u>	<u>2</u>
time	<u>1113</u>	<u>15.7</u>	<u>6.33</u>	<u>87.8</u>	<u>3</u>	time	<u>1034</u>	<u>16.4</u>	<u>6.37</u>	<u>102.4</u>	<u>3</u>
time	<u>1117</u>	<u>15.1</u>	<u>6.47</u>	<u>84.2</u>	<u>7</u>	time	<u>1039</u>	<u>16.4</u>	<u>6.41</u>	<u>101.5</u>	<u>5 DM</u>
time						time					
purge stop time <u>1.10</u>			ORP <u>339</u>		purge stop time <u>3.06</u>			ORP <u>343</u>			
Well ID <u>MW 7</u> <u>3</u>					Well ID <u>MW 1</u> <u>Sheep</u> <u>7</u>						
Purge start time			Odor Y <input checked="" type="checkbox"/> N		Purge start time			Odor <input checked="" type="checkbox"/> N			
	Temp C	pH	cond	gallons		Temp C	pH	cond	gallons		
time	<u>1059</u>	<u>17.2</u>	<u>6.26</u>	<u>105.7</u>	<u>2</u>	time	<u>1123</u>	<u>18.2</u>	<u>6.35</u>	<u>103.5</u>	<u>2</u>
time	<u>11.04</u>	<u>17.1</u>	<u>6.35</u>	<u>106.3</u>	<u>3</u>	time				<u>4 DM</u>	
time						time					
time						time					
purge stop time <u>1.21</u>			ORP <u>350</u>		purge stop time <u>2.87</u>			ORP <u>347</u>			

11 1865

224 06  
214690

Company: Stark's  
 Attn: Scott  
 Address: 3330 Cameron Pk  
Cameron Pk  
 City, State, Zip: \_\_\_\_\_  
 Phone Number: 520-766-604 Fax: 520-766-005



**Alpha Analytical, Inc.**  
 Main Laboratory: 255 Glendale Ave, Suite 21 Sparks, NV 89431  
**Satellite Service Centers:**  
 Northern CA: 9891 Horn Road, Suite C, Rancho Cordova, CA 95827  
 Southern NV: 6255 McLeod Ave, Suite 24, Las Vegas, NV 89120  
 Southern CA: 1007 E. Dominguez St., Suite O, Carson, CA 90746

Phone: 775-355-1044  
 Fax: 775-355-0406  
 Phone: 916-366-9089  
 Phone: 702-281-4848  
 Phone: 714-386-2901

12163  
 Page # 1 of 1

**Consultant/ Client Info:**  
 Company: Stark's  
 Address: \_\_\_\_\_  
 City, State, Zip: \_\_\_\_\_

**Job and Purchase Order Info:**  
 Job #: \_\_\_\_\_  
 Job Name: Garmit Auto  
 P.O. #: \_\_\_\_\_

**Report Attention/Project Manager:**  
 Name: Scott  
 Email Address: \_\_\_\_\_  
 Phone #: \_\_\_\_\_  
 Cell #: \_\_\_\_\_

**QC Deliverable Info:**  
 EDD Required? Yes / No \_\_\_\_\_ EDF Required? Yes / No \_\_\_\_\_  
 Global ID: T0600100667  
 Data Validation Level: III or IV

Samples Collected from which State? (circle one) AZ CA NV WA ID OR DOD Site Other

Time Sampled (HHMM)	Date Sampled (MM/DD)	Matrix* (See Key Below)	Lab ID Number (For Lab Use Only)	Sample Description	TAT	Field Filtered?	# Containers** (See Key Below)	Analysis Requested							Remarks
								BRD	BTEX	50XYS	1,2,4-CA	EDB	Oil	Grease	
1259	2/25	AQ		MW1	500	N	5	X	X	X	X	X	X	X	
1203				MW2			5								
1233				MW3			5								
1136				MW4			5								
1222				MW5			5								
1213				MW6			5								
1244				MW7			5								
1150				MW8			5								
0930				MW9			7	X	X	X	X	X	X		

ADDITIONAL INSTRUCTIONS: Oil + Grease with silica gel cleanup

I (field sampler) attest to the validity and authenticity of this sample(s). I am aware that tampering with or intentionally mislabeling the sample location, date or time of collection is considered fraud and may be grounds for legal action. NAC 445.0636 (c) (2).

Sampled By: <u>[Signature]</u>	Date: <u>2/24/15</u>	Time: <u>1509</u>	Received by: (Signature/Affiliation): <u>[Signature]</u>	Date: <u>2-24-15</u>	Time: <u>1509</u>
Relinquished by: (Signature/Affiliation): <u>[Signature]</u>	Date: _____	Time: _____	Received by: (Signature/Affiliation): _____	Date: _____	Time: _____
Relinquished by: (Signature/Affiliation): _____	Date: _____	Time: _____	Received by: (Signature/Affiliation): _____	Date: _____	Time: _____

\* Key: AQ - Aqueous WA - Waste OT - Other \*\* L - Liter V - VOA S-Soil Jar O - Orbo T - Tedlar B - Brass P - Plastic OT - Other  
 NOTE: Samples are discarded 60 days after sample receipt unless other arrangements are made. Hazardous samples will be returned to client or disposed of at client expense. The report for the analysis of the above samples is applicable only to those samples received by the laboratory with this COC. The liability of the laboratory is limited to the amount paid for the report.

Grimit  
1970 Seminary Ave.  
Oakland, California

**ORIGINAL**

Dual Phase Extraction and Abatement System

Date: 1515  
Onsite Time: 0850  
Offsite Time: 1015

Technician: PHILL  
Project Engineer: Dubler  
Weather Conditions: Clear  
Ambient Temperature: 48

System Information	
System Status Upon Arrival:	Operational <input checked="" type="checkbox"/> Non-Operational <input type="checkbox"/>
System Status Upon Departure:	Operational <input checked="" type="checkbox"/> Non-Operational <input type="checkbox"/>
Electric Meter Reading:	<u>6282</u>
Hour Meter Reading:	<u>00430</u> Chart Recorder Paper <input checked="" type="checkbox"/> Yes Replaced <input type="checkbox"/> No
Propane Usage:	<u>30%</u> Inf pH <u>8.13</u>
Totalizer Reading on DPE Unit:	<u>219180</u> Eff pH <u>7.65</u>
Combustion Chamber Operating Temperature:	<u>1451</u> Dilution Air Pipe Diameter <u>2"</u>
	Dilution Air Flow/Temp <u>3020/550K</u>

Field Measurements				
Parameter	Influent (Total)	System-Influent	Effluent	Comments
Air Velocity, FPM		<u>1500</u>		
Pipe Diameter, inches		<u>4</u>		
Air Flow Rate, cfm (<250)				
Applied Vacuum, (Hg)"WC	<u>8" Hg</u>			
Temperature, deg F		<u>100</u>	<u>1259</u>	
PID Readings, ppmv		<u>10</u>	<u>2.1</u>	

Other Readings/Measurements							
Well ID	Stinger Depth	% Open	PID	Vacuum @ Wellhead	Well ID	Depth to Water	Induced Vacuum
EX-1	<u>21</u>	<u>100</u>			MW-1		
EX-2	<u>19</u>	<u>100</u>			X MW-2	<u>12.70</u>	<u>+16.02</u>
EX-3	<u>24</u>	<u>100</u>			MW-3		
EX-4	<u>-</u>	<u>0</u>			MW-4	<u>19.29</u>	<u>-0.04</u>
EX-5	<u>-</u>	<u>0</u>			MW-5		
EX-6	<u>20</u>	<u>100</u>			MW-6		
					MW-7		
					X MW-8	<u>3.35</u>	<u>-22.80</u>
					MW-9		

Dual Phase Extraction and Abatement System

Sampling Information			
Sample ID	Date & Time	Sample ID	Date & Time
E- ASYSINF 1027018-03	1515 0907	WINF	1515 0925
E :AEFF 1027018-02	1515 0905	WGAC1	1515 0922
		WEFF	1515 0918

<b>Groundwater clean up analysis required:</b>
WInf/WEff- GRO, BTEX, MTBE, 1,2-DCA, VOCs (including PCE, TCE, VC), and naphthalene
GAC-1- GRO, BTEX, MTBE, 1,2-DCA, VOCs (including PCE, TCE, VC), and naphthalene
<b>Soil vapor clean up analysis required:</b>
AInf/AEff- GRO, BTEX and MTBE, and VOCs (including PCE, TCE, VC, and Chlorobenzene)
<b>Additional permit requirements:</b>
WInf/WEff- VOCs (including BTEX), Total Metals (cadmium, chromium, copper lead, nickel, zinc), and Total Mercury

Operation & Maintenance Notes
Notes:
Water Effluent Flow Rate assumed 5 gpm; max monthly discharge volume 200,000 gallons/month
Air Effluent Flow Rate <250 scfm
Groundwater shall not be discharged if sewer strength exceeds benchmark values of BTEX >5ug/L.

Lab Parameters	Sampling Frequency	Sample Location	Analytical Method
GRO	Start-up/Monthly	WInf/GAC-1/WEff ASysInf/AEff	EPA Method 8015/8260
VOCs including BTEX	Start-up only	WInf & WEff	EPA Method 624
BTEX	Monthly	WInf/GAC-1/WEff ASysInf/AEff	EPA Method 8260
MTBE	Start-up/Monthly	WInf/GAC-1/WEff ASysInf/AEff	EPA Method 8260
1,2-DCA	Start-up/Monthly	WInf/GAC-1/WEff	EPA Method 8260
Napthalene	Start-up/Monthly	WInf/GAC-1/WEff	EPA Method 8260
Total Mercury	Start-up only	WInf & WEff	EPA Method 245.2
Total Metals	Start-up only	WInf & WEff	EPA Method 200.7
VOCs including (PCE, TCE, and Vinylchloride)	Monthly	WInf/GAC-1/WEff	EPA Method 8260
VOCs including (PCE, TCE, Vinylchloride, chlorobenzene)	Start-up/Monthly	ASysInf/AEff	EPA Method 8260

Grimit  
1970 Seminary Ave.  
Oakland, California

Dual Phase Extraction and Abatement System

 ORIGINAL

Date: 1/19/13  
Onsite Time: 0800  
Offsite Time: 0400

Technician: OHILL  
Project Engineer: Dobson  
Weather Conditions: Clear  
Ambient Temperature: 55

System Information	
System Status Upon Arrival:	Operational <input checked="" type="checkbox"/> Non-Operational <input type="checkbox"/>
System Status Upon Departure:	Operational <input checked="" type="checkbox"/> Non-Operational <input type="checkbox"/>
Electric Meter Reading:	<u>10124</u>
Hour Meter Reading:	<u>765</u>
Propane Usage:	<u>30%</u>
	Chart Recorder Paper <input checked="" type="checkbox"/> Yes Replaced <input type="checkbox"/> No
Totalizer Reading on DPE Unit:	Inf pH _____ Eff pH _____
	Dilution Air Pipe Diameter <u>2</u>
Combustion Chamber Operating Temperature:	<u>1491</u> Dilution Air Flow/Temp <u>3122/63</u>

Field Measurements				
Parameter	Influent (Total)	System-Influent	Effluent	Comments
Air Velocity, FPM		<u>1400</u>		
Pipe Diameter, inches		<u>4</u>		
Air Flow Rate, cfm (<250)				
Applied Vacuum, <u>140</u> "WC	<u>10" Hg</u>			
Temperature, deg F		<u>90</u>	<u>1303</u>	
PID Readings, ppmv		<u>5</u>	<u>1.1</u>	

Other Readings/Measurements							
Well ID	Stinger Depth	% Open	PID	Vacuum @ Wellhead	Well ID	Depth to Water	Induced Vacuum
EX-1	<u>23</u>	<u>100</u>	<u>03</u>		MW-1		
EX-2	<u>19</u>	<u>100</u>	<u>02</u>		MW-2		
EX-3	<u>24</u>	<u>100</u>	<u>02</u>		MW-3		
EX-4	<u>-</u>				MW-4	<u>20.84</u>	<u>-1.88</u>
EX-5	<u>-</u>				MW-5		
EX-6	<u>20</u>	<u>100</u>	<u>1</u>		MW-6		
					MW-7		
					MW-8		
					MW-9		



Dual Phase Extraction and Abatement System

Sampling Information			
Sample ID	Date & Time	Sample ID	Date & Time
E- ASYSINF		I- WINF	
E- AEFF		I- WGAC1	
		I- WEFF	

<b>Groundwater clean up analysis required:</b>
WInf/WEff- GRO, BTEX, MTBE, 1,2-DCA, VOCs (including PCE, TCE, VC), and naphthalene
GAC-1- GRO, BTEX, MTBE, 1,2-DCA, VOCs (including PCE, TCE, VC), and naphthalene
<b>Soil vapor clean up analysis required:</b>
AInf/AEff- GRO, BTEX and MTBE, and VOCs (including PCE, TCE, VC, and Chlorobenzene)
<b>Additional permit requirements:</b>
WInf/WEff- VOCs (including BTEX), Total Metals (cadmium, chromium, copper lead, nickel, zinc), and Total Mercury

Operation & Maintenance Notes
Notes:
Water Effluent Flow Rate assumed 5 gpm; max monthly discharge volume 200,000 gallons/month
Air Effluent Flow Rate <250 scfm
Groundwater shall not be discharged if sewer strength exceeds benchmark values of BTEX >5ug/L.

Lab Parameters	Sampling Frequency	Sample Location	Analytical Method
GRO	Start-up/Monthly	WInf/GAC-1/WEff ASysInf/AEff	EPA Method 8015/8260
VOCs including BTEX	Start-up only	WInf & WEff	EPA Method 624
BTEX	Monthly	WInf/GAC-1/WEff ASysInf/AEff	EPA Method 8260
MTBE	Start-up/Monthly	WInf/GAC-1/WEff ASysInf/AEff	EPA Method 8260
1,2-DCA	Start-up/Monthly	WInf/GAC-1/WEff	EPA Method 8260
Napthalene	Start-up/Monthly	WInf/GAC-1/WEff	EPA Method 8260
Total Mercury	Start-up only	WInf & WEff	EPA Method 245.2
Total Metals	Start-up only	WInf & WEff	EPA Method 200.7
VOCs including (PCE, TCE, and Vinylchloride)	Monthly	WInf/GAC-1/WEff	EPA Method 8260
VOCs including (PCE, TCE, Vinylchloride, chlorobenzene)	Start-up/Monthly	ASysInf/AEff	EPA Method 8260

Grimit  
1970 Seminary Ave.  
Oakland, California



Dual Phase Extraction and Abatement System

Date: 2-2-15  
Onsite Time: 0800  
Offsite Time: 0900

Technician: OHILL  
Project Engineer: Dobbie  
Weather Conditions: clear  
Ambient Temperature: 50

System Information	
System Status Upon Arrival:	Operational <input checked="" type="checkbox"/> Non-Operational <input type="checkbox"/>
System Status Upon Departure:	Operational <input checked="" type="checkbox"/> Non-Operational <input type="checkbox"/>
Electric Meter Reading:	<u>13960</u>
Hour Meter Reading:	<u>1101</u>
Propane Usage:	<u>25%</u>
Totalizer Reading on DPE Unit:	<u>221340</u>
Combustion Chamber Operating Temperature:	<u>1452</u>
Chart Recorder Paper Replaced:	<input checked="" type="checkbox"/> Yes <input type="checkbox"/> No
Inf pH:	<u>8.09</u>
Eff pH:	<u>7.71</u>
Dilution Air Pipe Diameter:	<u>2</u>
Dilution Air Flow/Temp:	<u>3233/60</u>

Field Measurements				
Parameter	Influent (Total)	System-Influent	Effluent	Comments
Air Velocity, FPM		<u>1500</u>		
Pipe Diameter, inches		<u>4</u>		
Air Flow Rate, cfm (<250)				
Applied Vacuum, "Hg" WC	<u>11" Hg</u>			
Temperature, deg F		<u>95</u>	<u>1268</u>	
PID Readings, ppmv		<u>1.4</u>	<u>8.8</u>	

Other Readings/Measurements							
Well ID	Stinger Depth	% Open	PID	Vacuum @ Wellhead	Well ID	Depth to Water	Induced Vacuum
EX-1		<u>100</u>			MW-1		
EX-2		<u>100</u>			MW-2		
EX-3		<u>100</u>			MW-3		
EX-4					MW-4	<u>21.5'</u>	<u>-6.60</u>
EX-5					MW-5		
EX-6		<u>100</u>			MW-6		
					MW-7		
					MW-8		
					MW-9		



Dual Phase Extraction and Abatement System

Sampling Information			
Sample ID	Date & Time	Sample ID	Date & Time
E- ASYSINF 1027018-13	2.2.15 0815	WINF	2.2.15 0835
E- AEFF 1027018-14	2.2.15 0810	WGAC1	2.2.15 0830
		WEFF	2.2.15 0825

<b>Groundwater clean up analysis required:</b>
WInf/WEff- GRO, BTEX, MTBE, 1,2-DCA, VOCs (including PCE, TCE, VC), and naphthalene
GAC-1- GRO, BTEX, MTBE, 1,2-DCA, VOCs (including PCE, TCE, VC), and naphthalene
<b>Soil vapor clean up analysis required:</b>
AInf/AEff- GRO, BTEX and MTBE, and VOCs (including PCE, TCE, VC, and Chlorobenzene)
<b>Additional permit requirements:</b>
WInf/WEff- VOCs (including BTEX), Total Metals (cadmium, chromium, copper lead, nickel, zinc), and Total Mercury

Operation & Maintenance Notes
Notes:
Water Effluent Flow Rate assumed 5 gpm; max monthly discharge volume 200,000 gallons/month
Air Effluent Flow Rate <250 scfm
Groundwater shall not be discharged if sewer strength exceeds benchmark values of BTEX >5ug/L.

Lab Parameters	Sampling Frequency	Sample Location	Analytical Method
GRO	Start-up/Monthly	WInf/GAC-1/WEff ASysInf/AEff	EPA Method 8015/8260
VOCs including BTEX	Start-up only	WInf & WEff	EPA Method 624
BTEX	Monthly	WInf/GAC-1/WEff ASysInf/AEff	EPA Method 8260
MTBE	Start-up/Monthly	WInf/GAC-1/WEff ASysInf/AEff	EPA Method 8260
1,2-DCA	Start-up/Monthly	WInf/GAC-1/WEff	EPA Method 8260
Napthalene	Start-up/Monthly	WInf/GAC-1/WEff	EPA Method 8260
Total Mercury	Start-up only	WInf & WEff	EPA Method 245.2
Total Metals	Start-up only	WInf & WEff	EPA Method 200.7
VOCs including (PCE, TCE, and Vinylchloride)	Monthly	WInf/GAC-1/WEff	EPA Method 8260
VOCs including (PCE, TCE, Vinylchloride, chlorobenzene)	Start-up/Monthly	ASysInf/AEff	EPA Method 8260



Grimit  
1970 Seminary Ave.  
Oakland, California



Dual Phase Extraction and Abatement System

Date: 2-16-15  
Onsite Time: 0715  
Offsite Time: 0800

Technician: CHILL  
Project Engineer: Debra  
Weather Conditions: Over  
Ambient Temperature: 50

System Information	
System Status Upon Arrival:	Operational <input checked="" type="checkbox"/> Non-Operational <input type="checkbox"/>
System Status Upon Departure:	Operational <input checked="" type="checkbox"/> Non-Operational <input type="checkbox"/>
Electric Meter Reading:	<u>17754</u>
Hour Meter Reading:	<u>1436</u>
Propane Usage:	<u>32%</u>
Totalizer Reading on DPE Unit:	<u>223410</u>
Combustion Chamber Operating Temperature:	<u>1485</u>
Chart Recorder Paper Replaced:	<input checked="" type="checkbox"/> Yes <input type="checkbox"/> No
Inf pH	_____
Eff pH	_____
Dilution Air Pipe Diameter	<u>2</u>
Dilution Air Flow/Temp	<u>3314/58</u>

Field Measurements				
Parameter	Influent (Total)	System-Influent	Effluent	Comments
Air Velocity, FPM		<u>1350</u>		
Pipe Diameter, inches		<u>4</u>		
Air Flow Rate, cfm (<250)				
Applied Vacuum, (Hg) WC	<u>11" Hg</u>			
Temperature, deg F		<u>90</u>	<u>130.8</u>	
PID Readings, ppmv		<u>2.0</u>	<u>8.8</u>	

Other Readings/Measurements							
Well ID	Stinger Depth	% Open	PID	Vacuum @ Wellhead	Well ID	Depth to Water	Induced Vacuum
EX-1		<u>100</u>			MW-1		
EX-2		<u>100</u>			MW-2		
EX-3		<u>100</u>			MW-3		
EX-4					MW-4	<u>20.34</u>	<u>-15.40</u>
EX-5					MW-5		
EX-6		<u>100</u>			MW-6		
					MW-7		
					MW-8		
					MW-9		



Dual Phase Extraction and Abatement System

Sampling Information			
Sample ID	Date & Time	Sample ID	Date & Time
E- ASYSINF		WINF	
E- AEFF		WGAC1	
		WEFF	

<b>Groundwater clean up analysis required:</b>
WInf/WEff- GRO, BTEX, MTBE, 1,2-DCA, VOCs (including PCE, TCE, VC), and naphthalene
GAC-1- GRO, BTEX, MTBE, 1,2-DCA, VOCs (including PCE, TCE, VC), and naphthalene
<b>Soil vapor clean up analysis required:</b>
AInf/AEff- GRO, BTEX and MTBE, and VOCs (including PCE, TCE, VC, and Chlorobenzene)
<b>Additional permit requirements:</b>
WINF/WEff- VOCs (including BTEX), Total Metals (cadmium, chromium, copper lead, nickel, zinc), and Total Mercury

Operation & Maintenance Notes
Notes:
Water Effluent Flow Rate assumed 5 gpm; max monthly discharge volume 200,000 gallons/month
Air Effluent Flow Rate <250 scfm
Groundwater shall not be discharged if sewer strength exceeds benchmark values of BTEX >5ug/L.

Lab Parameters	Sampling Frequency	Sample Location	Analytical Method
GRO	Start-up/Monthly	WInf/GAC-1/WEff ASysInf/AEff	EPA Method 8015/8260
VOCs including BTEX	Start-up only	WInf & WEff	EPA Method 624
BTEX	Monthly	WInf/GAC-1/WEff ASysInf/AEff	EPA Method 8260
MTBE	Start-up/Monthly	WInf/GAC-1/WEff ASysInf/AEff	EPA Method 8260
1,2-DCA	Start-up/Monthly	WInf/GAC-1/WEff	EPA Method 8260
Napthalene	Start-up/Monthly	WInf/GAC-1/WEff	EPA Method 8260
Total Mercury	Start-up only	WInf & WEff	EPA Method 245.2
Total Metals	Start-up only	WInf & WEff	EPA Method 200.7
VOCs including (PCE, TCE, and Vinylchloride)	Monthly	WInf/GAC-1/WEff	EPA Method 8260
VOCs including (PCE, TCE, Vinylchloride, chlorobenzene)	Start-up/Monthly	ASysInf/AEff	EPA Method 8260

Grimit  
1970 Seminary Ave.  
Oakland, California

 ORIGINAL

Dual Phase Extraction and Abatement System

Date: 3-18-15  
Onsite Time: 0930  
Offsite Time: 0950

Technician: CHILL  
Project Engineer: Debbin  
Weather Conditions: clear  
Ambient Temperature: 50

System Information	
System Status Upon Arrival:	Operational <input checked="" type="checkbox"/> Non-Operational <input type="checkbox"/>
System Status Upon Departure:	Operational <input checked="" type="checkbox"/> Non-Operational <input type="checkbox"/>
Electric Meter Reading:	<u>23724</u>
Hour Meter Reading:	<u>1965</u>
Propane Usage:	<u>70%</u>
	Chart Recorder Paper <input checked="" type="checkbox"/> Yes Replaced <input type="checkbox"/> No
Totalizer Reading on DPE Unit:	Inf pH <u>8.24</u>
	Eff pH <u>8.31</u>
Combustion Chamber Operating Temperature:	Dilution Air Pipe Diameter <u>2</u>
	Dilution Air Flow/Temp <u>2971/63</u>

Field Measurements				
Parameter	Influent (Total)	System-Influent	Effluent	Comments
Air Velocity, FPM		<u>1250</u>		
Pipe Diameter, inches		<u>4</u>		
Air Flow Rate, cfm (<250)				
Applied Vacuum, $\text{H}_2\text{O}$ WC	<u>11" H<sub>2</sub>O</u>			
Temperature, deg F		<u>90</u>	<u>1311</u>	
PID Readings, ppmv		<u>15</u>	<u>2.1</u>	

Other Readings/Measurements							
Well ID	Stinger Depth	% Open	PID	Vacuum @ Wellhead	Well ID	Depth to Water	Induced Vacuum
EX-1		<u>100</u>			MW-1		
EX-2		<u>100</u>			MW-2	<u>12.94</u>	<u>-0.40</u>
EX-3		<u>100</u>			MW-3		
EX-4		<u>8</u>			MW-4	<u>21.55</u>	<u>-32.60</u>
EX-5		<u>8</u>			MW-5		
EX-6		<u>100</u>			MW-6		
					MW-7		
					MW-8	<u>4.50</u>	<u>-5.28</u>
					MW-9		

Grimit  
1970 Seminary Ave.  
Oakland, California

 ORIGINAL

Dual Phase Extraction and Abatement System

Sampling Information			
Sample ID	Date & Time	Sample ID	Date & Time
E- ASYSINF 02	3/10/15 0906	WINF	3/10/15 0922
E- AEFF 1027810-03	1 0905	WGAC1	0918
		WEFF	0913

<b>Groundwater clean up analysis required:</b>
WInf/WEff- GRO, BTEX, MTBE, 1,2-DCA, VOCs (including PCE, TCE, VC), and naphthalene
GAC-1- GRO, BTEX, MTBE, 1,2-DCA, VOCs (including PCE, TCE, VC), and naphthalene
<b>Soil vapor clean up analysis required:</b>
AInf/AEff- GRO, BTEX and MTBE, and VOCs (including PCE, TCE, VC, and Chlorobenzene)
<b>Additional permit requirements:</b>
WINF/WEff- VOCs (including BTEX), Total Metals (cadmium, chromium, copper lead, nickel, zinc), and Total Mercury

Operation & Maintenance Notes
Notes:
Water Effluent Flow Rate assumed 5 gpm; max monthly discharge volume 200,000 gallons/month
Air Effluent Flow Rate <250 scfm
Groundwater shall not be discharged if sewer strength exceeds benchmark values of BTEX >5ug/L.

Lab Parameters	Sampling Frequency	Sample Location	Analytical Method
GRO	Start-up/Monthly	WInf/GAC-1/WEff ASysInf/AEff	EPA Method 8015/8260
VOCs including BTEX	Start-up only	WInf & WEff	EPA Method 624
BTEX	Monthly	WInf/GAC-1/WEff ASysInf/AEff	EPA Method 8260
MTBE	Start-up/Monthly	WInf/GAC-1/WEff ASysInf/AEff	EPA Method 8260
1,2-DCA	Start-up/Monthly	WInf/GAC-1/WEff	EPA Method 8260
Napthalene	Start-up/Monthly	WInf/GAC-1/WEff	EPA Method 8260
Total Mercury	Start-up only	WInf & WEff	EPA Method 245.2
Total Metals	Start-up only	WInf & WEff	EPA Method 200.7
VOCs including (PCE, TCE, and Vinylchloride)	Monthly	WInf/GAC-1/WEff	EPA Method 8260
*Air VOCs including (PCE, TCE, Vinylchloride, chlorobenzene)	Start-up/Monthly	ASysInf/AEff	EPA Method 8260

Grimt  
1970 Seminary Ave.  
Oakland, California

Dual Phase Extraction and Abatement System

Date: 3-23-15  
Onsite Time: 0750  
Offsite Time: 1000

Technician: CITILL  
Project Engineer: DEB  
Weather Conditions: Rain  
Ambient Temperature: 50

**ORIGINAL**

System Information	
System Status Upon Arrival:	Operational <input checked="" type="checkbox"/> Non-Operational <input type="checkbox"/>
System Status Upon Departure:	Operational <input checked="" type="checkbox"/> Non-Operational <input type="checkbox"/>
Electric Meter Reading:	<u>27214</u>
Hour Meter Reading:	<u>2276</u> Chart Recorder Paper <input checked="" type="checkbox"/> Yes Replaced <input type="checkbox"/> No
Propane Usage:	<u>30%</u>
Totalizer Reading on DPE Unit:	<u>227800</u> Inf pH _____ Eff pH _____
Combustion Chamber Operating Temperature:	<u>1504</u> Dilution Air Pipe Diameter <u>2</u> Dilution Air Flow/Temp <u>3418/64</u>

Field Measurements				
Parameter	Influent (Total)	System-Influent	Effluent	Comments
Air Velocity, FPM		<u>1250</u>		
Pipe Diameter, inches		<u>4</u>		
Air Flow Rate, cfm (<250)				
Applied Vacuum, "Hg"/WC	<u>12" Hg</u>			
Temperature, deg F		<u>92</u>		
PID Readings, ppmv		<u>47</u>	<u>1.0</u>	<u>67 ppm AFTER MW-1 Added</u>

Other Readings/Measurements							
Well ID	Stinger Depth	% Open	PID	Vacuum @ Wellhead	Well ID	Depth to Water	Induced Vacuum
EX-1		<u>100</u>			MW-1		
EX-2		<u>100</u>			MW-2	<u>15.39</u>	<u>-6.75</u>
EX-3		<u>100</u>			MW-3		
EX-4		<u>0</u>			MW-4	<u>21.69</u>	<u>317.4</u>
EX-5		<u>0</u>			MW-5		
EX-6		<u>100</u>			MW-6		
MW-1		<u>100</u>	<u>1' off Bottom</u>		MW-7		
					MW-8	<u>4.68</u>	<u>-1.41</u>
					MW-9		

Add MW-1 to system 1' off Bottom



**Dual Phase Extraction and Abatement System**

Sampling Information			
Sample ID	Date & Time	Sample ID	Date & Time
E- ASYSINF		WINF	
E- AEFF		WGAC1	
		WEFF	

<b>Groundwater clean up analysis required:</b>
WInf/WEff- GRO, BTEX, MTBE, 1,2-DCA, VOCs (including PCE, TCE, VC), and naphthalene
GAC-1- GRO, BTEX, MTBE, 1,2-DCA, VOCs (including PCE, TCE, VC), and naphthalene
<b>Soil vapor clean up analysis required:</b>
AInf/AEff- GRO, BTEX and MTBE, and VOCs (including PCE, TCE, VC, and Chlorobenzene)
<b>Additional permit requirements:</b>
WInf/WEff- VOCs (including BTEX), Total Metals (cadmium, chromium, copper lead, nickel, zinc), and Total Mercury

Operation & Maintenance Notes
Notes:
Water Effluent Flow Rate assumed 5 gpm; max monthly discharge volume 200,000 gallons/month
Air Effluent Flow Rate <250 scfm
Groundwater shall not be discharged if sewer strength exceeds benchmark values of BTEX >5ug/L.

Lab Parameters	Sampling Frequency	Sample Location	Analytical Method
GRO	Start-up/Monthly	WInf/GAC-1/WEff ASysInf/AEff	EPA Method 8015/8260
VOCs including BTEX	Start-up only	WInf & WEff	EPA Method 624
BTEX	Monthly	WInf/GAC-1/WEff ASysInf/AEff	EPA Method 8260
MTBE	Start-up/Monthly	WInf/GAC-1/WEff ASysInf/AEff	EPA Method 8260
1,2-DCA	Start-up/Monthly	WInf/GAC-1/WEff	EPA Method 8260
Napthalene	Start-up/Monthly	WInf/GAC-1/WEff	EPA Method 8260
Total Mercury	Start-up only	WInf & WEff	EPA Method 245.2
Total Metals	Start-up only	WInf & WEff	EPA Method 200.7
VOCs including (PCE, TCE, and Vinylchloride)	Monthly	WInf/GAC-1/WEff	EPA Method 8260
VOCs including (PCE, TCE, Vinylchloride, chlorobenzene)	Start-up/Monthly	ASysInf/AEff	EPA Method 8260

## **APPENDIX B**

### **SAMPLING AND ANALYSES PROCEDURES**

## **SAMPLING AND ANALYSIS PROCEDURES**

---

The sampling and analysis procedures as well as the quality assurance plan are contained in this appendix. The procedures and adherence to the quality assurance plan will provide for consistent and reproducible sampling methods; proper application of analytical methods; accurate and precise analytical results; and finally, these procedures will provide guidelines so that the overall objectives of the monitoring program are achieved.

### **Ground Water and Liquid-Phase Petroleum Hydrocarbon Depth Assessment**

A water/hydrocarbon interface probe is used to assess the liquid-phase petroleum hydrocarbon (LPH) thickness, if present, and a water level indicator is used to measure the ground water depth in monitoring wells that do not contain LPH. Depth to ground water or LPH is measured from a datum point at the top of each monitoring well casing. The datum point is typically a notch cut in the north side of the casing edge. If a water level indicator is used, the tip is subjectively analyzed for hydrocarbon sheen.

### **Subjective Analysis of Ground Water**

Prior to purging, a water sample is collected from the monitoring well for subjective assessment. The sample is retrieved by gently lowering a clean, disposable bailer to approximately one-half the bailer length past the air/liquid interface. The bailer is then retrieved, and the sample contained within the bailer is examined for floating LPH and the appearance of a LPH sheen.

### **Monitoring Well Purging and Sampling**

Monitoring wells are purged using a pump or bailer until pH, temperature, and conductivity of the purge water has stabilized and a minimum of three well volumes of water have been removed. If three well volumes can not be removed in one half hour's time the well is allowed to recharge to 80% of original level. After recharging, a ground water sample is then removed from each of the wells using a disposable bailer.

A Teflon bailer, electric submersible or bladder pump will be the only equipment used for well sampling. When samples for volatile organic analysis are being collected, the pump flow will be regulated at approximately 100 milliliters per minute to minimize pump effluent turbulence and aeration. Glass bottles of at least 40-milliliters volume and fitted with Teflon-lined septa will be used in sampling for volatile organics. These bottles will be filled completely to prevent air from remaining in the bottle. A positive meniscus forms when the bottle is completely full. A convex Teflon septum will be placed over the positive meniscus to eliminate air. After the bottle is capped, it is inverted and tapped to verify that it contains no air bubbles. The sample containers for other parameters will be filled, filtered as required, and capped.



The water sample is collected, labeled, and handled according to the Quality Assurance Plan. Water generated during the monitoring event is disposed of according to regulatory accepted method pertaining to the site.

### **QUALITY ASSURANCE PLAN**

Procedures to provide data quality should be established and documented so that conditions adverse to quality, such as deficiencies, deviations, nonconformants, defective material, services, and/or equipment, can be promptly identified and corrected.

### **General Sample Collection and Handling Procedures**

Proper collection and handling are essential to ensure the quality of a sample. Each sample is collected in a suitable container, preserved correctly for the intended analysis, and stored prior to analysis for no longer than the maximum allowable holding time. Details on the procedures for collection and handling of samples used on this project can be found in this section.

### **Soil and Water Sample Labeling and Preservation**

Label information includes a unique sample identification number, job identification number, date, and time. After labeling all soil and water samples are placed in a Ziploc<sup>®</sup> type bag and placed in an ice chest cooled to approximately 4° Celsius. Upon arriving at Stratus' office the samples are transferred to a locked refrigerator cooled to approximately 4° Celsius. Chemical preservation is controlled by the required analysis and is noted on the chain-of-custody form. Trip blanks supplied by the laboratory accompany the groundwater sample containers and groundwater samples.

Upon recovery, the sample container is sealed to minimize the potential of volatilization and cross-contamination prior to chemical analysis. Soil sampling tubes are typically closed at each end with Teflon<sup>®</sup> sheeting and plastic caps. The sample is then placed in a Ziploc<sup>®</sup> type bag and sealed. The sample is labeled and refrigerated at approximately 4° Celsius for delivery, under strict chain-of-custody, to the analytical laboratory.

### **Sample Identification and Chain-of-Custody Procedures**

Sample identification and chain-of-custody procedures document sample possession from the time of collection to ultimate disposal. Each sample container submitted for analysis has a label affixed to identify the job number, sampler, date and time of sample collection, and a sample number unique to that sample. This information, in addition to a description of the sample, field measurements made, sampling methodology, names of on-site personnel, and any other pertinent field observations, is recorded on the borehole log or in the field records. The samples are analyzed by a California-certified laboratory.

A chain-of-custody form is used to record possession of the sample from time of collection to its arrival at the laboratory. When the samples are shipped, the person in custody of them relinquishes the samples by signing the chain-of-custody form and

noting the time. The sample-control officer at the laboratory verifies sample integrity and confirms that the samples are collected in the proper containers, preserved correctly, and contain adequate volumes for analysis. These conditions are noted on a Laboratory Sample Receipt Checklist that becomes part of the laboratory report upon request.

If these conditions are met, each sample is assigned a unique log number for identification throughout analysis and reporting. The log number is recorded on the chain-of-custody form and in the legally-required log book maintained by the laboratory. The sample description, date received, client's name, and other relevant information is also recorded.

### **Equipment Cleaning**

Sample bottles, caps, and septa used in sampling for volatile and semivolatile organics will be triple rinsed with high-purity deionized water. After being rinsed, sample bottles will be dried overnight at a temperature of 200°C. Sample caps and septa will be dried overnight at a temperature of 60°C. Sample bottles, caps, and septa will be protected from solvent contact between drying and actual use at the sampling site. Sampling containers will be used only once and discarded after analysis is complete.

Plastic bottles and caps used in sampling for metals will be soaked overnight in a 1-percent nitric acid solution. Next, the bottles and caps will be triple rinsed with deionized water. Finally, the bottles and caps will be air dried before being used at the site. Plastic bottles and caps will be constructed of linear polyethylene or polypropylene. Sampling containers will be used only once and discarded after analysis is complete. Glass and plastic bottles used by Stratus to collect groundwater samples are supplied by the laboratory.

Before the sampling event is started, equipment that will be placed in the well or will come in contact with groundwater will be disassembled and cleaned thoroughly with detergent water, and then steam cleaned with deionized water. Any parts that may absorb contaminants, such as plastic pump valves, etc. will be cleaned as described above or replaced.

During field sampling, equipment surfaces that are placed in the well or contact groundwater will be steam cleaned with deionized water before the next well is purged or sampled. Equipment blanks will be collected and analyzed from non-disposable sampling equipment that is used for collecting groundwater samples at the rate of one blank per twenty samples collected.

### **Internal Quality Assurance Checks**

Internal quality assurance procedures are designed to provide reliability of monitoring and measurement of data. Both field and laboratory quality assurance checks are necessary to evaluate the reliability of sampling and analysis results. Internal quality assurance procedures generally include:

- Laboratory Quality Assurance

- Documentation of instrument performance checks
- Documentation of instrument calibration
- Documentation of the traceability of instrument standards, samples, and data
- Documentation of analytical and QC methodology (QC methodology includes use of spiked samples, duplicate samples, split samples, use of reference blanks, and check standards to check method accuracy and precision)

- Field Quality Assurance

- Documentation of sample preservation and transportation
- Documentation of field instrument calibration and irregularities in performance

Internal laboratory quality assurance checks will be the responsibility of the contract laboratories. Data and reports submitted by field personnel and the contract laboratory will be reviewed and maintained in the project files.

**Types of Quality Control Checks**

Samples are analyzed using analytical methods outlined in EPA Manual SW 846 and approved by the California Regional Water Quality Control Board-Central Valley Region in the Leaking Underground Fuel Tanks (LUFT) manual and appendices. Standard contract laboratory quality control may include analysis or use of the following:

- Method blanks – reagent water used to prepare calibration standards, spike solutions, etc. is analyzed in the same manner as the sample to demonstrate that analytical interferences are under control.
- Matrix spiked samples – a known amount of spike solution containing selected constituents is added to the sample at concentrations at which the accuracy of the analytical method is to satisfactorily monitor and evaluate laboratory data quality.
- Split samples – a sample is split into two separate aliquots before analysis to assess the reproducibility of the analysis.
- Surrogate samples – samples are spiked with surrogate constituents at known concentrations to monitor both the performance of the analytical system and the effectiveness of the method in dealing with the sample matrix.
- Control charts – graphical presentation of spike or split sample results used to track the accuracy or precision of the analysis.
- Quality control check samples – when spiked sample analysis indicates atypical instrument performance, a quality check sample, which is prepared independently of the calibration standards and contains the constituents of interest, is analyzed to confirm that measurements were performed accurately.

- Calibration standards and devices – traceable standards or devices to set instrument response so that sample analysis results represent the absolute concentration of the constituent.

Field QA samples will be collected to assess sample handling procedures and conditions. Standard field quality control may include the use of the following, and will be collected and analyzed as outlined in EPA Manual SW 846.

- Field blanks – reagent water samples are prepared at the sampling location by the same procedure used to collect field groundwater samples and analyzed with the groundwater samples to assess the impact of sampling techniques on data quality. Typically, one field blank per twenty groundwater samples collected will be analyzed per sampling event.
- Field replicates – duplicate or triplicate samples are collected and analyzed to assess the reproducibility of the analytical data. One replicate groundwater sample per twenty samples collected will be analyzed per sampling event, unless otherwise specified. Triplicate samples will be collected only when specific conditions warrant and generally are sent to an alternate laboratory to confirm the accuracy of the routinely used laboratory.
- Trip blanks – reagent water samples are prepared before field work, transported and stored with the samples and analyzed to assess the impact of sample transport and storage for data quality. In the event that any analyte is detected in the field blank, a trip blank will be included in the subsequent groundwater sampling event.

Data reliability will be evaluated by the certified laboratory and reported on a cover sheet attached to the laboratory data report. Analytical data resulting from the testing of field or trip blanks will be included in the laboratory's report. Results from matrix spike, surrogate, and method blank testing will be reported, along with a statement of whether the samples were analyzed within the appropriate holding time.

Stratus will evaluate the laboratory's report on data reliability and note significant QC results that may make the data biased or unacceptable. Data viability will be performed as outlined in EPA Manual SW 846. If biased or unacceptable data is noted, corrective actions (including re-sample/re-analyze, etc.) will be evaluated on a site-specific basis.

## **APPENDIX C**

### **LABORATORY ANALYTICAL REPORTS AND CHAIN-OF-CUSTODY DOCUMENTATION**



# Alpha Analytical, Inc.

255 Glendale Ave. • Suite 21 • Sparks, Nevada 89431-5778  
(775) 355-1044 • (775) 355-0406 FAX • 1-800-283-1183

## ANALYTICAL REPORT

Stratus Environmental  
3330 Cameron Park Drive  
Cameron Park, CA 956828861

Attn: Scott Bittinger  
Phone: (530) 676-2062  
Fax: (530) 676-6005  
Date Received : 02/25/15

Job: Grit Auto

Oil and Grease, HEM  
EPA Method 1664A

Parameter	Concentration	Reporting Limit	Date Extracted	Date Analyzed
Client ID: MW-1 Lab ID : STR15022540-01A Oil & Grease, HEM Date Sampled 02/24/15 12:55	260,000	5,000 µg/L	02/26/15	02/26/15
Client ID: MW-2 Lab ID : STR15022540-02A Oil & Grease, HEM Date Sampled 02/24/15 12:03	ND	5,000 µg/L	02/26/15	02/26/15
Client ID: MW-3 Lab ID : STR15022540-03A Oil & Grease, HEM Date Sampled 02/24/15 12:33	ND	5,000 µg/L	02/26/15	02/26/15
Client ID: MW-4 Lab ID : STR15022540-04A Oil & Grease, HEM Date Sampled 02/24/15 11:38	15,000	5,000 µg/L	02/26/15	02/26/15
Client ID: MW-5 Lab ID : STR15022540-05A Oil & Grease, HEM Date Sampled 02/24/15 12:22	ND	5,000 µg/L	02/26/15	02/26/15
Client ID: MW-6 Lab ID : STR15022540-06A Oil & Grease, HEM Date Sampled 02/24/15 12:13	ND	5,000 µg/L	02/26/15	02/26/15
Client ID: MW-7 Lab ID : STR15022540-07A Oil & Grease, HEM Date Sampled 02/24/15 12:44	ND	5,000 µg/L	02/26/15	02/26/15
Client ID: MW-8 Lab ID : STR15022540-08A Oil & Grease, HEM Date Sampled 02/24/15 11:50	ND	5,000 µg/L	02/26/15	02/26/15
Client ID: MW-9 Lab ID : STR15022540-09A Oil & Grease, HEM Date Sampled 02/24/15 09:30	ND	5,000 µg/L	02/26/15	02/26/15



# Alpha Analytical, Inc.

255 Glendale Ave. • Suite 21 • Sparks, Nevada 89431-5778  
(775) 355-1044 • (775) 355-0406 FAX • 1-800-283-1183

HEM = Hexane Extractable Material

This replaces the report signed 3/4/15 due to a change in the Client IDs, per client request.

ND = Not Detected

Reported in micrograms per Liter, per client request.



*Roger Scholl*     *Randy Gardner*     *Walter Hinchman*

Roger L. Scholl, Ph.D., Laboratory Director • Randy Gardner, Laboratory Manager • Walter Hinchman, Quality Assurance Officer  
Sacramento, CA • (916) 366-9089 / Las Vegas, NV • (702) 281-4848 / Carson, CA • (714) 386-2901 / info@alpha-analytical.com

Alpha Analytical, Inc. certifies that the test results meet all requirements of NELAC unless footnoted otherwise.

Statement of Data Authenticity : Alpha Analytical, Inc. attests that the data reported has not been altered in any way.



*PS*  
3/5/15

**Report Date**

Alpha Analytical, Inc. currently holds appropriate and available California (#2019) and NELAC (01154CA) certifications for the data reported. Test results relate only to reported samples.



# Alpha Analytical, Inc.

255 Glendale Ave. • Suite 21 • Sparks, Nevada 89431-5778  
(775) 355-1044 • (775) 355-0406 FAX • 1-800-283-1183

## ANALYTICAL REPORT

Stratus Environmental  
3330 Cameron Park Drive  
Cameron Park, CA 956828861

Attn: Scott Bittinger  
Phone: (530) 676-2062  
Fax: (530) 676-6005  
Date Received : 02/25/15

Job: Grimit Auto

Oil and Grease, SGT-HEM  
EPA Method 1664A

Parameter	Concentration	Reporting Limit	Date Extracted	Date Analyzed
Client ID: MW-1				
Lab ID : STR15022540-01A Oil & Grease, SGT-HEM	130,000	5,000 µg/L	03/02/15	03/02/15
Date Sampled 02/24/15 12:55				
Client ID: MW-4				
Lab ID : STR15022540-04A Oil & Grease, SGT-HEM	11,000	5,000 µg/L	03/02/15	03/02/15
Date Sampled 02/24/15 11:38				

SGT-HEM = Silica Gel Treated Hexane Extractable Material  
This replaces the report signed 3/4/15 due to a change in the Client IDs, per client request.

Reported in micrograms per Liter, per client request.



*Roger Scholl*     *Randy Gardner*     *Walter Hinchman*  
Roger L. Scholl, Ph.D., Laboratory Director • Randy Gardner, Laboratory Manager • Walter Hinchman, Quality Assurance Officer  
Sacramento, CA • (916) 366-9089 / Las Vegas, NV • (702) 281-4848 / Carson, CA • (714) 386-2901 / info@alpha-analytical.com

Alpha Analytical, Inc. certifies that the test results meet all requirements of NELAC unless footnoted otherwise.  
Statement of Data Authenticity : Alpha Analytical, Inc. attests that the data reported has not been altered in any way.



*PS*

3/5/15

**Report Date**

Alpha Analytical, Inc. currently holds appropriate and available California (#2019) and NELAC (01154CA) certifications for the data reported. Test results relate only to reported samples.





# Alpha Analytical, Inc.

255 Glendale Ave. • Suite 21 • Sparks, Nevada 89431-5778  
(775) 355-1044 • (775) 355-0406 FAX • 1-800-283-1183

## ANALYTICAL REPORT

Stratus Environmental  
3330 Cameron Park Drive  
Cameron Park, CA 956828861

Attn: Scott Bittinger  
Phone: (530) 676-2062  
Fax: (530) 676-6005  
Date Received : 02/25/15

Job: Gritmit Auto

### Total Petroleum Hydrocarbons - Purgeable EPA Method SW8015B/C / SW8260B

Parameter	Concentration	Reporting Limit	Date Extracted	Date Analyzed
Client ID: MW-1 Lab ID : STR15022540-01A TPH-P (GRO) Date Sampled 02/24/15 12:55	17,000	800 µg/L	03/02/15	03/02/15
Client ID: MW-2 Lab ID : STR15022540-02A TPH-P (GRO) Date Sampled 02/24/15 12:03	ND	50 µg/L	03/02/15	03/02/15
Client ID: MW-3 Lab ID : STR15022540-03A TPH-P (GRO) Date Sampled 02/24/15 12:33	ND	50 µg/L	03/02/15	03/02/15
Client ID: MW-4 Lab ID : STR15022540-04A TPH-P (GRO) Date Sampled 02/24/15 11:38	350	200 µg/L	03/02/15	03/02/15
Client ID: MW-5 Lab ID : STR15022540-05A TPH-P (GRO) Date Sampled 02/24/15 12:22	80	50 µg/L	03/02/15	03/02/15
Client ID: MW-6 Lab ID : STR15022540-06A TPH-P (GRO) Date Sampled 02/24/15 12:13	570	50 µg/L	03/02/15	03/02/15
Client ID: MW-7 Lab ID : STR15022540-07A TPH-P (GRO) Date Sampled 02/24/15 12:44	2,100	800 µg/L	03/02/15	03/02/15
Client ID: MW-8 Lab ID : STR15022540-08A TPH-P (GRO) Date Sampled 02/24/15 11:50	ND	50 µg/L	03/02/15	03/02/15
Client ID: MW-9 Lab ID : STR15022540-09A TPH-P (GRO) Date Sampled 02/24/15 09:30	2,800	200 µg/L	03/02/15	03/02/15



# Alpha Analytical, Inc.

255 Glendale Ave. • Suite 21 • Sparks, Nevada 89431-5778  
(775) 355-1044 • (775) 355-0406 FAX • 1-800-283-1183

Gasoline Range Organics (GRO) C4-C13

This replaces the report signed 3/4/15 due to a change in the Client IDs, per client request.

ND = Not Detected

Reported in micrograms per Liter, per client request.



*Roger Scholl*     *Randy Gardner*     *Walter Hinchman*  
Roger L. Scholl, Ph.D., Laboratory Director • Randy Gardner, Laboratory Manager • Walter Hinchman, Quality Assurance Officer  
Sacramento, CA • (916) 366-9089 / Las Vegas, NV • (702) 281-4848 / Carson, CA • (714) 386-2901 / info@alpha-analytical.com



*[Signature]*

3/5/15

**Report Date**

Alpha Analytical, Inc. certifies that the test results meet all requirements of NELAC unless footnoted otherwise.

Statement of Data Authenticity : Alpha Analytical, Inc. attests that the data reported has not been altered in any way.

Alpha Analytical, Inc. currently holds appropriate and available California (#2019) and NELAC (01154CA) certifications for the data reported. Test results relate only to reported samples.



# Alpha Analytical, Inc.

255 Glendale Ave. • Suite 21 • Sparks, Nevada 89431-5778  
(775) 355-1044 • (775) 355-0406 FAX • 1-800-283-1183

## ANALYTICAL REPORT

Stratus Environmental  
3330 Cameron Park Drive  
Cameron Park, CA 956828861  
Job: Grit Auto

Attn: Scott Bittinger  
Phone: (530) 676-2062  
Fax: (530) 676-6005

Alpha Analytical Number: STR15022540-01A  
Client I.D. Number: MW-1

Sampled: 02/24/15 12:55  
Received: 02/25/15  
Extracted: 03/02/15  
Analyzed: 03/02/15

### Volatile Organics by GC/MS EPA Method 624/8260

Compound	Concentration	Reporting Limit	Compound	Concentration	Reporting Limit
1 Chloromethane	ND	32 µg/L	26 Toluene	210	4.0 µg/L
2 Vinyl chloride	ND	8.0 µg/L	27 Dibromochloromethane	ND	8.0 µg/L
3 Chloroethane	ND	8.0 µg/L	28 1,2-Dibromoethane (EDB)	ND	16 µg/L
4 Bromomethane	ND	32 µg/L	29 Tetrachloroethene	ND	8.0 µg/L
5 Trichlorofluoromethane	ND	8.0 µg/L	30 Chlorobenzene	ND	8.0 µg/L
6 1,1-Dichloroethene	ND	8.0 µg/L	31 Ethylbenzene	580	4.0 µg/L
7 Tertiary Butyl Alcohol (TBA)	ND	80 µg/L	32 m,p-Xylene	580	4.0 µg/L
8 Dichloromethane	ND	32 µg/L	33 Bromoform	ND	8.0 µg/L
9 trans-1,2-Dichloroethene	ND	8.0 µg/L	34 o-Xylene	54	4.0 µg/L
10 Methyl tert-butyl ether (MTBE)	ND	4.0 µg/L	35 1,1,2,2-Tetrachloroethane	ND	8.0 µg/L
11 1,1-Dichloroethane	ND	8.0 µg/L	36 1,3-Dichlorobenzene	ND	8.0 µg/L
12 cis-1,2-Dichloroethene	21	8.0 µg/L	37 1,4-Dichlorobenzene	ND	8.0 µg/L
13 Chloroform	ND	8.0 µg/L	38 1,2-Dichlorobenzene	8.8	8.0 µg/L
14 Ethyl Tertiary Butyl Ether (ETBE)	ND	8.0 µg/L			
15 1,2-Dichloroethane	ND	8.0 µg/L			
16 1,1,1-Trichloroethane	ND	8.0 µg/L			
17 Carbon tetrachloride	ND	8.0 µg/L			
18 Benzene	400	4.0 µg/L			
19 Tertiary Amyl Methyl Ether (TAME)	ND	8.0 µg/L			
20 1,2-Dichloropropane	ND	8.0 µg/L			
21 Trichloroethene	ND	8.0 µg/L			
22 Bromodichloromethane	ND	8.0 µg/L			
23 cis-1,3-Dichloropropene	ND	8.0 µg/L			
24 trans-1,3-Dichloropropene	ND	8.0 µg/L			
25 1,1,2-Trichloroethane	ND	8.0 µg/L			

Reporting Limits were increased due to high concentrations of target analytes.  
This replaces the report signed 3/4/15 due to a change in the Client IDs, per client request.  
ND = Not Detected



*Roger Scholl*     *Randy Gardner*     *Walter Hinchman*  
Roger L. Scholl, Ph.D., Laboratory Director • Randy Gardner, Laboratory Manager • Walter Hinchman, Quality Assurance Officer  
Sacramento, CA • (916) 366-9089 / Las Vegas, NV • (702) 281-4848 / Carson, CA • (714) 386-2901 / info@alpha-analytical.com



*RS*

3/5/15  
Report Date

Alpha Analytical, Inc. certifies that the test results meet all requirements of NELAC unless footnoted otherwise.  
Statement of Data Authenticity: Alpha Analytical, Inc. attests that the data reported has not been altered in any way.

Alpha Analytical, Inc. currently holds appropriate and available California (#2019) and NELAC (01154CA) certifications for the data reported. Test results relate only to reported samples.



# Alpha Analytical, Inc.

255 Glendale Ave. • Suite 21 • Sparks, Nevada 89431-5778  
(775) 355-1044 • (775) 355-0406 FAX • 1-800-283-1183

## ANALYTICAL REPORT

Stratus Environmental  
3330 Cameron Park Drive  
Cameron Park, CA 956828861  
Job: Grit Auto

Attn: Scott Bittinger  
Phone: (530) 676-2062  
Fax: (530) 676-6005

Alpha Analytical Number: STR15022540-02A  
Client I.D. Number: MW-2

Sampled: 02/24/15 12:03  
Received: 02/25/15  
Extracted: 03/02/15  
Analyzed: 03/02/15

### Volatile Organics by GC/MS EPA Method 624/8260

Compound	Concentration	Reporting Limit	Compound	Concentration	Reporting Limit
1 Chloromethane	ND	2.0 µg/L	26 Toluene	ND	0.50 µg/L
2 Vinyl chloride	ND	1.0 µg/L	27 Dibromochloromethane	ND	1.0 µg/L
3 Chloroethane	ND	1.0 µg/L	28 1,2-Dibromoethane (EDB)	ND	2.0 µg/L
4 Bromomethane	ND	2.0 µg/L	29 Tetrachloroethene	ND	1.0 µg/L
5 Trichlorofluoromethane	ND	1.0 µg/L	30 Chlorobenzene	ND	1.0 µg/L
6 1,1-Dichloroethene	ND	1.0 µg/L	31 Ethylbenzene	ND	0.50 µg/L
7 Tertiary Butyl Alcohol (TBA)	ND	10 µg/L	32 m,p-Xylene	ND	0.50 µg/L
8 Dichloromethane	ND	2.0 µg/L	33 Bromoform	ND	1.0 µg/L
9 trans-1,2-Dichloroethene	ND	1.0 µg/L	34 o-Xylene	ND	0.50 µg/L
10 Methyl tert-butyl ether (MTBE)	ND	0.50 µg/L	35 1,1,2,2-Tetrachloroethane	ND	1.0 µg/L
11 1,1-Dichloroethane	ND	1.0 µg/L	36 1,3-Dichlorobenzene	ND	1.0 µg/L
12 cis-1,2-Dichloroethene	ND	1.0 µg/L	37 1,4-Dichlorobenzene	ND	1.0 µg/L
13 Chloroform	ND	1.0 µg/L	38 1,2-Dichlorobenzene	ND	1.0 µg/L
14 Ethyl Tertiary Butyl Ether (ETBE)	ND	1.0 µg/L			
15 1,2-Dichloroethane	ND	1.0 µg/L			
16 1,1,1-Trichloroethane	ND	1.0 µg/L			
17 Carbon tetrachloride	ND	1.0 µg/L			
18 Benzene	ND	0.50 µg/L			
19 Tertiary Amyl Methyl Ether (TAME)	ND	1.0 µg/L			
20 1,2-Dichloropropane	ND	1.0 µg/L			
21 Trichloroethene	2.0	1.0 µg/L			
22 Bromodichloromethane	ND	1.0 µg/L			
23 cis-1,3-Dichloropropene	ND	1.0 µg/L			
24 trans-1,3-Dichloropropene	ND	1.0 µg/L			
25 1,1,2-Trichloroethane	ND	1.0 µg/L			

This replaces the report signed 3/4/15 due to a change in the Client IDs, per client request.

ND = Not Detected



*Roger Scholl*     *Randy Gardner*     *Walter Hinchman*  
Roger L. Scholl, Ph.D., Laboratory Director • Randy Gardner, Laboratory Manager • Walter Hinchman, Quality Assurance Officer  
Sacramento, CA • (916) 366-9089 / Las Vegas, NV • (702) 281-4848 / Carson, CA • (714) 386-2901 / info@alpha-analytical.com



*PSB*  
3/5/15

Report Date

Page 1 of 1

Alpha Analytical, Inc. certifies that the test results meet all requirements of NELAC unless footnoted otherwise.

Statement of Data Authenticity: Alpha Analytical, Inc. attests that the data reported has not been altered in any way.

Alpha Analytical, Inc. currently holds appropriate and available California (#2019) and NELAC (01154CA) certifications for the data reported. Test results relate only to reported samples.



# Alpha Analytical, Inc.

255 Glendale Ave. • Suite 21 • Sparks, Nevada 89431-5778  
(775) 355-1044 • (775) 355-0406 FAX • 1-800-283-1183

## ANALYTICAL REPORT

Stratus Environmental  
3330 Cameron Park Drive  
Cameron Park, CA 956828861  
Job: Grit Auto

Attn: Scott Bittinger  
Phone: (530) 676-2062  
Fax: (530) 676-6005

Alpha Analytical Number: STR15022540-03A  
Client I.D. Number: MW-3

Sampled: 02/24/15 12:33  
Received: 02/25/15  
Extracted: 03/02/15  
Analyzed: 03/02/15

### Volatile Organics by GC/MS EPA Method 624/8260

Compound	Concentration	Reporting Limit	Compound	Concentration	Reporting Limit
1 Chloromethane	ND	2.0 µg/L	26 Toluene	ND	0.50 µg/L
2 Vinyl chloride	ND	1.0 µg/L	27 Dibromochloromethane	ND	1.0 µg/L
3 Chloroethane	ND	1.0 µg/L	28 1,2-Dibromoethane (EDB)	ND	2.0 µg/L
4 Bromomethane	ND	2.0 µg/L	29 Tetrachloroethene	ND	1.0 µg/L
5 Trichlorofluoromethane	ND	1.0 µg/L	30 Chlorobenzene	ND	1.0 µg/L
6 1,1-Dichloroethene	ND	1.0 µg/L	31 Ethylbenzene	ND	0.50 µg/L
7 Tertiary Butyl Alcohol (TBA)	ND	10 µg/L	32 m,p-Xylene	ND	0.50 µg/L
8 Dichloromethane	ND	2.0 µg/L	33 Bromoform	ND	1.0 µg/L
9 trans-1,2-Dichloroethene	ND	1.0 µg/L	34 o-Xylene	ND	0.50 µg/L
10 Methyl tert-butyl ether (MTBE)	ND	0.50 µg/L	35 1,1,2,2-Tetrachloroethane	ND	1.0 µg/L
11 1,1-Dichloroethane	ND	1.0 µg/L	36 1,3-Dichlorobenzene	ND	1.0 µg/L
12 cis-1,2-Dichloroethene	ND	1.0 µg/L	37 1,4-Dichlorobenzene	ND	1.0 µg/L
13 Chloroform	ND	1.0 µg/L	38 1,2-Dichlorobenzene	ND	1.0 µg/L
14 Ethyl Tertiary Butyl Ether (ETBE)	ND	1.0 µg/L			
15 1,2-Dichloroethane	ND	1.0 µg/L			
16 1,1,1-Trichloroethane	ND	1.0 µg/L			
17 Carbon tetrachloride	ND	1.0 µg/L			
18 Benzene	ND	0.50 µg/L			
19 Tertiary Amyl Methyl Ether (TAME)	ND	1.0 µg/L			
20 1,2-Dichloropropane	ND	1.0 µg/L			
21 Trichloroethene	ND	1.0 µg/L			
22 Bromodichloromethane	ND	1.0 µg/L			
23 cis-1,3-Dichloropropene	ND	1.0 µg/L			
24 trans-1,3-Dichloropropene	ND	1.0 µg/L			
25 1,1,2-Trichloroethane	ND	1.0 µg/L			

This replaces the report signed 3/4/15 due to a change in the Client IDs, per client request.

ND = Not Detected



*Roger Scholl*     *Randy Gardner*     *Walter Hinchman*  
Roger L. Scholl, Ph.D., Laboratory Director • Randy Gardner, Laboratory Manager • Walter Hinchman, Quality Assurance Officer  
Sacramento, CA • (916) 366-9089 / Las Vegas, NV • (702) 281-4848 / Carson, CA • (714) 386-2901 / info@alpha-analytical.com

Alpha Analytical, Inc. certifies that the test results meet all requirements of NELAC unless footnoted otherwise.  
Statement of Data Authenticity: Alpha Analytical, Inc. attests that the data reported has not been altered in any way.

Alpha Analytical, Inc. currently holds appropriate and available California (#2019) and NELAC (01154CA) certifications for the data reported. Test results relate only to reported samples.



*RS*  
3/5/15

Report Date

Page 1 of 1



# Alpha Analytical, Inc.

255 Glendale Ave. • Suite 21 • Sparks, Nevada 89431-5778  
(775) 355-1044 • (775) 355-0406 FAX • 1-800-283-1183

## ANALYTICAL REPORT

Stratus Environmental  
3330 Cameron Park Drive  
Cameron Park, CA 956828861  
Job: Grit Auto

Attn: Scott Bittinger  
Phone: (530) 676-2062  
Fax: (530) 676-6005

Alpha Analytical Number: STR15022540-04A  
Client I.D. Number: MW-4

Sampled: 02/24/15 11:38  
Received: 02/25/15  
Extracted: 03/02/15  
Analyzed: 03/02/15

### Volatile Organics by GC/MS EPA Method 624/8260

Compound	Concentration	Reporting Limit	Compound	Concentration	Reporting Limit
1 Chloromethane	ND	8.0 µg/L	26 Toluene	ND	1.0 µg/L
2 Vinyl chloride	18	2.0 µg/L	27 Dibromochloromethane	ND	2.0 µg/L
3 Chloroethane	ND	2.0 µg/L	28 1,2-Dibromoethane (EDB)	ND	4.0 µg/L
4 Bromomethane	ND	8.0 µg/L	29 Tetrachloroethene	ND	2.0 µg/L
5 Trichlorofluoromethane	ND	2.0 µg/L	30 Chlorobenzene	ND	2.0 µg/L
6 1,1-Dichloroethene	ND	2.0 µg/L	31 Ethylbenzene	1.3	1.0 µg/L
7 Tertiary Butyl Alcohol (TBA)	ND	20 µg/L	32 m,p-Xylene	ND	1.0 µg/L
8 Dichloromethane	ND	8.0 µg/L	33 Bromoform	ND	2.0 µg/L
9 trans-1,2-Dichloroethene	9.4	2.0 µg/L	34 o-Xylene	ND	1.0 µg/L
10 Methyl tert-butyl ether (MTBE)	1.2	1.0 µg/L	35 1,1,2,2-Tetrachloroethane	ND	2.0 µg/L
11 1,1-Dichloroethane	ND	2.0 µg/L	36 1,3-Dichlorobenzene	6.5	2.0 µg/L
12 cis-1,2-Dichloroethene	110	2.0 µg/L	37 1,4-Dichlorobenzene	4.4	2.0 µg/L
13 Chloroform	ND	2.0 µg/L	38 1,2-Dichlorobenzene	9.1	2.0 µg/L
14 Ethyl Tertiary Butyl Ether (ETBE)	ND	2.0 µg/L			
15 1,2-Dichloroethane	ND	2.0 µg/L			
16 1,1,1-Trichloroethane	ND	2.0 µg/L			
17 Carbon tetrachloride	ND	2.0 µg/L			
18 Benzene	7.2	1.0 µg/L			
19 Tertiary Amyl Methyl Ether (TAME)	ND	2.0 µg/L			
20 1,2-Dichloropropane	ND	2.0 µg/L			
21 Trichloroethene	8.7	2.0 µg/L			
22 Bromodichloromethane	ND	2.0 µg/L			
23 cis-1,3-Dichloropropene	ND	2.0 µg/L			
24 trans-1,3-Dichloropropene	ND	2.0 µg/L			
25 1,1,2-Trichloroethane	ND	2.0 µg/L			

Reporting Limits were increased due to high concentrations of target analytes.  
This replaces the report signed 3/4/15 due to a change in the Client IDs, per client request.  
ND = Not Detected.



*Roger Scholl*     *Randy Gardner*     *Walter Hinchman*  
Roger L. Scholl, Ph.D., Laboratory Director • Randy Gardner, Laboratory Manager • Walter Hinchman, Quality Assurance Officer  
Sacramento, CA • (916) 366-9089 / Las Vegas, NV • (702) 281-4848 / Carson, CA • (714) 386-2901 / info@alpha-analytical.com

Alpha Analytical, Inc. certifies that the test results meet all requirements of NELAC unless footnoted otherwise.  
Statement of Data Authenticity: Alpha Analytical, Inc. attests that the data reported has not been altered in any way.

Alpha Analytical, Inc. currently holds appropriate and available California (#2019) and NELAC (01154CA) certifications for the data reported. Test results relate only to reported samples.



*PS*  
3/5/15

Report Date

Page 1 of 1



# Alpha Analytical, Inc.

255 Glendale Ave. • Suite 21 • Sparks, Nevada 89431-5778  
(775) 355-1044 • (775) 355-0406 FAX • 1-800-283-1183

## ANALYTICAL REPORT

Stratus Environmental  
3330 Cameron Park Drive  
Cameron Park, CA 956828861  
Job: Grit Auto

Attn: Scott Bittinger  
Phone: (530) 676-2062  
Fax: (530) 676-6005

Alpha Analytical Number: STR15022540-05A  
Client I.D. Number: MW-5

Sampled: 02/24/15 12:22  
Received: 02/25/15  
Extracted: 03/02/15  
Analyzed: 03/02/15

### Volatile Organics by GC/MS EPA Method 624/8260

Compound	Concentration	Reporting Limit	Compound	Concentration	Reporting Limit
1 Chloromethane	ND	2.0 µg/L	26 Toluene	ND	0.50 µg/L
2 Vinyl chloride	ND	1.0 µg/L	27 Dibromochloromethane	ND	1.0 µg/L
3 Chloroethane	ND	1.0 µg/L	28 1,2-Dibromoethane (EDB)	ND	2.0 µg/L
4 Bromomethane	ND	2.0 µg/L	29 Tetrachloroethene	ND	1.0 µg/L
5 Trichlorofluoromethane	ND	1.0 µg/L	30 Chlorobenzene	ND	1.0 µg/L
6 1,1-Dichloroethene	ND	1.0 µg/L	31 Ethylbenzene	ND	0.50 µg/L
7 Tertiary Butyl Alcohol (TBA)	ND	10 µg/L	32 m,p-Xylene	ND	0.50 µg/L
8 Dichloromethane	ND	2.0 µg/L	33 Bromoform	ND	1.0 µg/L
9 trans-1,2-Dichloroethene	ND	1.0 µg/L	34 o-Xylene	ND	0.50 µg/L
10 Methyl tert-butyl ether (MTBE)	ND	0.50 µg/L	35 1,1,2,2-Tetrachloroethane	ND	1.0 µg/L
11 1,1-Dichloroethane	ND	1.0 µg/L	36 1,3-Dichlorobenzene	ND	1.0 µg/L
12 cis-1,2-Dichloroethene	ND	1.0 µg/L	37 1,4-Dichlorobenzene	ND	1.0 µg/L
13 Chloroform	ND	1.0 µg/L	38 1,2-Dichlorobenzene	ND	1.0 µg/L
14 Ethyl Tertiary Butyl Ether (ETBE)	ND	1.0 µg/L			
15 1,2-Dichloroethane	2.5	1.0 µg/L			
16 1,1,1-Trichloroethane	ND	1.0 µg/L			
17 Carbon tetrachloride	ND	1.0 µg/L			
18 Benzene	ND	0.50 µg/L			
19 Tertiary Amyl Methyl Ether (TAME)	ND	1.0 µg/L			
20 1,2-Dichloropropane	ND	1.0 µg/L			
21 Trichloroethene	ND	1.0 µg/L			
22 Bromodichloromethane	ND	1.0 µg/L			
23 cis-1,3-Dichloropropene	ND	1.0 µg/L			
24 trans-1,3-Dichloropropene	ND	1.0 µg/L			
25 1,1,2-Trichloroethane	ND	1.0 µg/L			

This replaces the report signed 3/4/15 due to a change in the Client IDs, per client request.

ND = Not Detected



*Roger Scholl*     *Randy Gardner*     *Walter Hinchman*  
Roger L. Scholl, Ph.D., Laboratory Director • Randy Gardner, Laboratory Manager • Walter Hinchman, Quality Assurance Officer

Sacramento, CA • (916) 366-9089 / Las Vegas, NV • (702) 281-4848 / Carson, CA • (714) 386-2901 / info@alpha-analytical.com

Alpha Analytical, Inc. certifies that the test results meet all requirements of NELAC unless footnoted otherwise.

Statement of Data Authenticity : Alpha Analytical, Inc. attests that the data reported has not been altered in any way.

Alpha Analytical, Inc. currently holds appropriate and available California (#2019) and NELAC (01154CA) certifications for the data reported. Test results relate only to reported samples.



*RS*

3/5/15

Report Date

Page 1 of 1



# Alpha Analytical, Inc.

255 Glendale Ave. • Suite 21 • Sparks, Nevada 89431-5778  
(775) 355-1044 • (775) 355-0406 FAX • 1-800-283-1183

## ANALYTICAL REPORT

Stratus Environmental  
3330 Cameron Park Drive  
Cameron Park, CA 956828861  
Job: Grit Auto

Attn: Scott Bittinger  
Phone: (530) 676-2062  
Fax: (530) 676-6005

Alpha Analytical Number: STR15022540-06A  
Client I.D. Number: MW-6

Sampled: 02/24/15 12:13  
Received: 02/25/15  
Extracted: 03/02/15  
Analyzed: 03/02/15

### Volatile Organics by GC/MS EPA Method 624/8260

Compound	Concentration	Reporting Limit	Compound	Concentration	Reporting Limit
1 Chloromethane	ND	2.0 µg/L	26 Toluene	2.7	0.50 µg/L
2 Vinyl chloride	ND	1.0 µg/L	27 Dibromochloromethane	ND	1.0 µg/L
3 Chloroethane	ND	1.0 µg/L	28 1,2-Dibromoethane (EDB)	ND	2.0 µg/L
4 Bromomethane	ND	2.0 µg/L	29 Tetrachloroethene	ND	1.0 µg/L
5 Trichlorofluoromethane	ND	1.0 µg/L	30 Chlorobenzene	ND	1.0 µg/L
6 1,1-Dichloroethene	ND	1.0 µg/L	31 Ethylbenzene	37	0.50 µg/L
7 Tertiary Butyl Alcohol (TBA)	ND	10 µg/L	32 m,p-Xylene	32	0.50 µg/L
8 Dichloromethane	ND	2.0 µg/L	33 Bromoform	ND	1.0 µg/L
9 trans-1,2-Dichloroethene	ND	1.0 µg/L	34 o-Xylene	1.8	0.50 µg/L
10 Methyl tert-butyl ether (MTBE)	ND	0.50 µg/L	35 1,1,2,2-Tetrachloroethane	ND	1.0 µg/L
11 1,1-Dichloroethane	ND	1.0 µg/L	36 1,3-Dichlorobenzene	ND	1.0 µg/L
12 cis-1,2-Dichloroethene	ND	1.0 µg/L	37 1,4-Dichlorobenzene	ND	1.0 µg/L
13 Chloroform	ND	1.0 µg/L	38 1,2-Dichlorobenzene	ND	1.0 µg/L
14 Ethyl Tertiary Butyl Ether (ETBE)	ND	1.0 µg/L			
15 1,2-Dichloroethane	ND	1.0 µg/L			
16 1,1,1-Trichloroethane	ND	1.0 µg/L			
17 Carbon tetrachloride	ND	1.0 µg/L			
18 Benzene	32	0.50 µg/L			
19 Tertiary Amyl Methyl Ether (TAME)	ND	1.0 µg/L			
20 1,2-Dichloropropane	ND	1.0 µg/L			
21 Trichloroethene	ND	1.0 µg/L			
22 Bromodichloromethane	ND	1.0 µg/L			
23 cis-1,3-Dichloropropene	ND	1.0 µg/L			
24 trans-1,3-Dichloropropene	ND	1.0 µg/L			
25 1,1,2-Trichloroethane	ND	1.0 µg/L			

This replaces the report signed 3/4/15 due to a change in the Client IDs, per client request.

ND = Not Detected



*Roger Scholl*     *Randy Gardner*     *Walter Hinchman*  
Roger L. Scholl, Ph.D., Laboratory Director • Randy Gardner, Laboratory Manager • Walter Hinchman, Quality Assurance Officer  
Sacramento, CA • (916) 366-9089 / Las Vegas, NV • (702) 281-4848 / Carson, CA • (714) 386-2901 / info@alpha-analytical.com

Alpha Analytical, Inc. certifies that the test results meet all requirements of NELAC unless footnoted otherwise.

Statement of Data Authenticity: Alpha Analytical, Inc. attests that the data reported has not been altered in any way.

Alpha Analytical, Inc. currently holds appropriate and available California (#2019) and NELAC (01154CA) certifications for the data reported. Test results relate only to reported samples.



*JS*  
3/5/15

Report Date

Page 1 of 1





# Alpha Analytical, Inc.

255 Glendale Ave. • Suite 21 • Sparks, Nevada 89431-5778  
(775) 355-1044 • (775) 355-0406 FAX • 1-800-283-1183

## ANALYTICAL REPORT

Stratus Environmental  
3330 Cameron Park Drive  
Cameron Park, CA 956828861  
Job: Grit Auto

Attn: Scott Bittinger  
Phone: (530) 676-2062  
Fax: (530) 676-6005

Alpha Analytical Number: STR15022540-07A  
Client I.D. Number: MW-7

Sampled: 02/24/15 12:44  
Received: 02/25/15  
Extracted: 03/02/15  
Analyzed: 03/02/15

### Volatile Organics by GC/MS EPA Method 624/8260

Compound	Concentration	Reporting Limit	Compound	Concentration	Reporting Limit
1 Chloromethane	ND	32 µg/L	26 Toluene	ND	4.0 µg/L
2 Vinyl chloride	210	8.0 µg/L	27 Dibromochloromethane	ND	8.0 µg/L
3 Chloroethane	ND	8.0 µg/L	28 1,2-Dibromoethane (EDB)	ND	16 µg/L
4 Bromomethane	ND	32 µg/L	29 Tetrachloroethene	ND	8.0 µg/L
5 Trichlorofluoromethane	ND	8.0 µg/L	30 Chlorobenzene	ND	8.0 µg/L
6 1,1-Dichloroethene	ND	8.0 µg/L	31 Ethylbenzene	ND	4.0 µg/L
7 Tertiary Butyl Alcohol (TBA)	ND	80 µg/L	32 m,p-Xylene	ND	4.0 µg/L
8 Dichloromethane	ND	32 µg/L	33 Bromoform	ND	8.0 µg/L
9 trans-1,2-Dichloroethene	11	8.0 µg/L	34 o-Xylene	ND	4.0 µg/L
10 Methyl tert-butyl ether (MTBE)	ND	4.0 µg/L	35 1,1,2,2-Tetrachloroethane	ND	8.0 µg/L
11 1,1-Dichloroethane	ND	8.0 µg/L	36 1,3-Dichlorobenzene	ND	8.0 µg/L
12 cis-1,2-Dichloroethene	530	8.0 µg/L	37 1,4-Dichlorobenzene	ND	8.0 µg/L
13 Chloroform	ND	8.0 µg/L	38 1,2-Dichlorobenzene	ND	8.0 µg/L
14 Ethyl Tertiary Butyl Ether (ETBE)	ND	8.0 µg/L			
15 1,2-Dichloroethane	ND	8.0 µg/L			
16 1,1,1-Trichloroethane	ND	8.0 µg/L			
17 Carbon tetrachloride	ND	8.0 µg/L			
18 Benzene	47	4.0 µg/L			
19 Tertiary Amyl Methyl Ether (TAME)	ND	8.0 µg/L			
20 1,2-Dichloropropane	ND	8.0 µg/L			
21 Trichloroethene	ND	8.0 µg/L			
22 Bromodichloromethane	ND	8.0 µg/L			
23 cis-1,3-Dichloropropene	ND	8.0 µg/L			
24 trans-1,3-Dichloropropene	ND	8.0 µg/L			
25 1,1,2-Trichloroethane	ND	8.0 µg/L			

Reporting Limits were increased due to high concentrations of target analytes.  
This replaces the report signed 3/4/15 due to a change in the Client IDs, per client request.  
ND = Not Detected



*Roger Scholl*     *Randy Gardner*     *Walter Hinchman*  
Roger L. Scholl, Ph.D., Laboratory Director • • Randy Gardner, Laboratory Manager • • Walter Hinchman, Quality Assurance Officer  
Sacramento, CA • (916) 366-9089 / Las Vegas, NV • (702) 281-4848 / Carson, CA • (714) 386-2901 / info@alpha-analytical.com

Alpha Analytical, Inc. certifies that the test results meet all requirements of NELAC unless footnoted otherwise.  
Statement of Data Authenticity: Alpha Analytical, Inc. attests that the data reported has not been altered in any way.

Alpha Analytical, Inc. currently holds appropriate and available California (#2019) and NELAC (01154CA) certifications for the data reported. Test results relate only to reported samples.



*[Signature]*  
3/5/15

Report Date

Page 1 of 1



# Alpha Analytical, Inc.

255 Glendale Ave. • Suite 21 • Sparks, Nevada 89431-5778  
(775) 355-1044 • (775) 355-0406 FAX • 1-800-283-1183

## ANALYTICAL REPORT

Stratus Environmental  
3330 Cameron Park Drive  
Cameron Park, CA 956828861  
Job: Gruit Auto

Attn: Scott Bittinger  
Phone: (530) 676-2062  
Fax: (530) 676-6005

Alpha Analytical Number: STR15022540-08A  
Client I.D. Number: MW-8

Sampled: 02/24/15 11:50  
Received: 02/25/15  
Extracted: 03/02/15  
Analyzed: 03/02/15

### Volatile Organics by GC/MS EPA Method 624/8260

Compound	Concentration	Reporting Limit	Compound	Concentration	Reporting Limit
1 Chloromethane	ND	2.0 µg/L	26 Toluene	ND	0.50 µg/L
2 Vinyl chloride	1.2	1.0 µg/L	27 Dibromochloromethane	ND	1.0 µg/L
3 Chloroethane	ND	1.0 µg/L	28 1,2-Dibromoethane (EDB)	ND	2.0 µg/L
4 Bromomethane	ND	2.0 µg/L	29 Tetrachloroethene	4.1	1.0 µg/L
5 Trichlorofluoromethane	ND	1.0 µg/L	30 Chlorobenzene	ND	1.0 µg/L
6 1,1-Dichloroethene	ND	1.0 µg/L	31 Ethylbenzene	ND	0.50 µg/L
7 Tertiary Butyl Alcohol (TBA)	ND	10 µg/L	32 m,p-Xylene	ND	0.50 µg/L
8 Dichloromethane	ND	2.0 µg/L	33 Bromoform	ND	1.0 µg/L
9 trans-1,2-Dichloroethene	ND	1.0 µg/L	34 o-Xylene	ND	0.50 µg/L
10 Methyl tert-butyl ether (MTBE)	ND	0.50 µg/L	35 1,1,2,2-Tetrachloroethane	ND	1.0 µg/L
11 1,1-Dichloroethane	ND	1.0 µg/L	36 1,3-Dichlorobenzene	ND	1.0 µg/L
12 cis-1,2-Dichloroethene	7.9	1.0 µg/L	37 1,4-Dichlorobenzene	ND	1.0 µg/L
13 Chloroform	ND	1.0 µg/L	38 1,2-Dichlorobenzene	ND	1.0 µg/L
14 Ethyl Tertiary Butyl Ether (ETBE)	ND	1.0 µg/L			
15 1,2-Dichloroethane	ND	1.0 µg/L			
16 1,1,1-Trichloroethane	ND	1.0 µg/L			
17 Carbon tetrachloride	ND	1.0 µg/L			
18 Benzene	ND	0.50 µg/L			
19 Tertiary Amyl Methyl Ether (TAME)	ND	1.0 µg/L			
20 1,2-Dichloropropane	ND	1.0 µg/L			
21 Trichloroethene	3.8	1.0 µg/L			
22 Bromodichloromethane	ND	1.0 µg/L			
23 cis-1,3-Dichloropropene	ND	1.0 µg/L			
24 trans-1,3-Dichloropropene	ND	1.0 µg/L			
25 1,1,2-Trichloroethane	ND	1.0 µg/L			

This replaces the report signed 3/4/15 due to a change in the Client IDs, per client request.

ND = Not Detected



*Roger Scholl*     *Randy Gardner*     *Walter Hinchman*  
Roger L. Scholl, Ph.D., Laboratory Director • Randy Gardner, Laboratory Manager • Walter Hinchman, Quality Assurance Officer  
Sacramento, CA • (916) 366-9089 / Las Vegas, NV • (702) 281-4848 / Carson, CA • (714) 386-2901 / info@alpha-analytical.com  
Alpha Analytical, Inc. certifies that the test results meet all requirements of NELAC unless footnoted otherwise.



*J28*  
3/5/15

Report Date

Page 1 of 1

Statement of Data Authenticity: Alpha Analytical, Inc. attests that the data reported has not been altered in any way.  
Alpha Analytical, Inc. currently holds appropriate and available California (#2019) and NELAC (01154CA) certifications for the data reported. Test results relate only to reported samples.



# Alpha Analytical, Inc.

255 Glendale Ave. • Suite 21 • Sparks, Nevada 89431-5778  
(775) 355-1044 • (775) 355-0406 FAX • 1-800-283-1183

## ANALYTICAL REPORT

Stratus Environmental  
3330 Cameron Park Drive  
Cameron Park, CA 956828861  
Job: Grit Auto

Attn: Scott Bittinger  
Phone: (530) 676-2062  
Fax: (530) 676-6005

Alpha Analytical Number: STR15022540-09A  
Client I.D. Number: MW-9

Sampled: 02/24/15 09:30  
Received: 02/25/15  
Extracted: 03/02/15  
Analyzed: 03/02/15

### Volatile Organics by GC/MS EPA Method 624/8260

Compound	Concentration	Reporting Limit	Compound	Concentration	Reporting Limit
1 Chloromethane	ND	8.0 µg/L	26 Toluene	ND	1.0 µg/L
2 Vinyl chloride	ND	2.0 µg/L	27 Dibromochloromethane	ND	2.0 µg/L
3 Chloroethane	ND	2.0 µg/L	28 1,2-Dibromoethane (EDB)	ND	4.0 µg/L
4 Bromomethane	ND	8.0 µg/L	29 Tetrachloroethene	ND	2.0 µg/L
5 Trichlorofluoromethane	ND	2.0 µg/L	30 Chlorobenzene	ND	2.0 µg/L
6 1,1-Dichloroethene	ND	2.0 µg/L	31 Ethylbenzene	14	1.0 µg/L
7 Tertiary Butyl Alcohol (TBA)	ND	20 µg/L	32 m,p-Xylene	16	1.0 µg/L
8 Dichloromethane	ND	8.0 µg/L	33 Bromoform	ND	2.0 µg/L
9 trans-1,2-Dichloroethene	ND	2.0 µg/L	34 o-Xylene	ND	1.0 µg/L
10 Methyl tert-butyl ether (MTBE)	ND	1.0 µg/L	35 1,1,2,2-Tetrachloroethane	ND	2.0 µg/L
11 1,1-Dichloroethane	ND	2.0 µg/L	36 1,3-Dichlorobenzene	ND	2.0 µg/L
12 cis-1,2-Dichloroethene	ND	2.0 µg/L	37 1,4-Dichlorobenzene	ND	2.0 µg/L
13 Chloroform	ND	2.0 µg/L	38 1,2-Dichlorobenzene	ND	2.0 µg/L
14 Ethyl Tertiary Butyl Ether (ETBE)	ND	2.0 µg/L			
15 1,2-Dichloroethane	ND	2.0 µg/L			
16 1,1,1-Trichloroethane	ND	2.0 µg/L			
17 Carbon tetrachloride	ND	2.0 µg/L			
18 Benzene	5.8	1.0 µg/L			
19 Tertiary Amyl Methyl Ether (TAME)	ND	2.0 µg/L			
20 1,2-Dichloropropane	ND	2.0 µg/L			
21 Trichloroethene	ND	2.0 µg/L			
22 Bromodichloromethane	ND	2.0 µg/L			
23 cis-1,3-Dichloropropene	ND	2.0 µg/L			
24 trans-1,3-Dichloropropene	ND	2.0 µg/L			
25 1,1,2-Trichloroethane	ND	2.0 µg/L			

Reporting Limits were increased due to high concentrations of target analytes.  
This replaces the report signed 3/4/15 due to a change in the Client IDs, per client request.  
ND = Not Detected



*Roger Scholl*     *Randy Gardner*     *Walter Hinchman*  
Roger L. Scholl, Ph.D., Laboratory Director • Randy Gardner, Laboratory Manager • Walter Hinchman, Quality Assurance Officer  
Sacramento, CA • (916) 366-9089 / Las Vegas, NV • (702) 281-4848 / Carson, CA • (714) 386-2901 / info@alpha-analytical.com



*[Signature]*  
3/5/15

Report Date

Alpha Analytical, Inc. certifies that the test results meet all requirements of NELAC unless footnoted otherwise.  
Statement of Data Authenticity: Alpha Analytical, Inc. attests that the data reported has not been altered in any way.

Page 1 of 1

Alpha Analytical, Inc. currently holds appropriate and available California (#2019) and NELAC (01154CA) certifications for the data reported. Test results relate only to reported samples.



# Alpha Analytical, Inc.

255 Glendale Ave. • Suite 21 • Sparks, Nevada 89431-5778  
(775) 355-1044 • (775) 355-0406 FAX • 1-800-283-1183

## VOC Sample Preservation Report

Work Order: STR15022540

Job: Gritmit Auto

Alpha's Sample ID	Client's Sample ID	Matrix	pH
15022540-01A	MW-1	Aqueous	2
15022540-02A	MW-2	Aqueous	2
15022540-03A	MW-3	Aqueous	2
15022540-04A	MW-4	Aqueous	2
15022540-05A	MW-5	Aqueous	2
15022540-06A	MW-6	Aqueous	2
15022540-07A	MW-7	Aqueous	2
15022540-08A	MW-8	Aqueous	2
15022540-09A	MW-9	Aqueous	2

This replaces the pH report issued 3/4/15 due to a change in the Client IDs, per client request.

3/5/15  
Report Date



# Alpha Analytical, Inc.

255 Glendale Ave. • Suite 21 • Sparks, Nevada 89431-5778  
(775) 355-1044 • (775) 355-0406 FAX • 1-800-283-1183

Date:  
03-Mar-15

## QC Summary Report

Work Order:  
15022540

### Method Blank

Type MBLK Test Code: EPA Method 1664A

File ID: Batch ID: W0226OG Analysis Date: 02/26/2015 00:00

Sample ID: MBLK-W0226OG Units: µg/L Run ID: WETLAB\_150226A Prep Date: 02/26/2015 00:00

Analyte	Result	PQL	SpkVal	SpkRefVal	%REC	LCL(ME)	UCL(ME)	RPDRefVal	%RPD(Limit)	Qual
Oil & Grease, HEM	ND	5000								

### Laboratory Control Spike

Type LCS Test Code: EPA Method 1664A

File ID: Batch ID: W0226OG Analysis Date: 02/26/2015 00:00

Sample ID: LCS-W0226OG Units: µg/L Run ID: WETLAB\_150226A Prep Date: 02/26/2015 00:00

Analyte	Result	PQL	SpkVal	SpkRefVal	%REC	LCL(ME)	UCL(ME)	RPDRefVal	%RPD(Limit)	Qual
Oil & Grease, HEM	40200	5000	40000		101	78	114			

### Sample Matrix Spike

Type MS Test Code: EPA Method 1664A

File ID: Batch ID: W0226OG Analysis Date: 02/26/2015 00:00

Sample ID: 15022540-02AMS Units: µg/L Run ID: WETLAB\_150226A Prep Date: 02/26/2015 00:00

Analyte	Result	PQL	SpkVal	SpkRefVal	%REC	LCL(ME)	UCL(ME)	RPDRefVal	%RPD(Limit)	Qual
Oil & Grease, HEM	40100	5000	40000		0	100	78	114		

### Comments:

Calculations are based off of raw (non-rounded) data. However, for reporting purposes, all QC data is rounded to three significant figures. Therefore, hand calculated values may differ slightly.

HEM = Hexane Extractable Material

Reported in micrograms per Liter, per client request.



# Alpha Analytical, Inc.

255 Glendale Ave. • Suite 21 • Sparks, Nevada 89431-5778  
(775) 355-1044 • (775) 355-0406 FAX • 1-800-283-1183

Date:  
03-Mar-15

## QC Summary Report

Work Order:  
15022540

### Method Blank

Type **MBLK** Test Code: **EPA Method 1664A**

File ID: Batch ID: **W0302SG** Analysis Date: **03/02/2015 00:00**  
Sample ID: **MBLK-W0302SG** Units: **µg/L** Run ID: **WETLAB\_150302A** Prep Date: **03/02/2015 00:00**  
Analyte Result PQL SpkVal SpkRefVal %REC LCL(ME) UCL(ME) RPDRefVal %RPD(Limit) Qual  
Oil & Grease, SGT-HEM ND 5000

### Laboratory Control Spike

Type **LCS** Test Code: **EPA Method 1664A**

File ID: Batch ID: **W0302SG** Analysis Date: **03/02/2015 00:00**  
Sample ID: **LCS-W0302SG** Units: **µg/L** Run ID: **WETLAB\_150302A** Prep Date: **03/02/2015 00:00**  
Analyte Result PQL SpkVal SpkRefVal %REC LCL(ME) UCL(ME) RPDRefVal %RPD(Limit) Qual  
Oil & Grease, SGT-HEM 16200 5000 20000 81 64 132

### Sample Matrix Spike

Type **MS** Test Code: **EPA Method 1664A**

File ID: Batch ID: **W0302SG** Analysis Date: **03/02/2015 00:00**  
Sample ID: **15022540-02AMS** Units: **µg/L** Run ID: **WETLAB\_150302A** Prep Date: **03/02/2015 00:00**  
Analyte Result PQL SpkVal SpkRefVal %REC LCL(ME) UCL(ME) RPDRefVal %RPD(Limit) Qual  
Oil & Grease, SGT-HEM 16200 5000 20000 0 81 64 132

### Comments:

Calculations are based off of raw (non-rounded) data. However, for reporting purposes, all QC data is rounded to three significant figures. Therefore, hand calculated values may differ slightly.

SGT-HEM = Silica Gel Treated Hexane Extractable Material

Reported in micrograms per Liter, per client request.



# Alpha Analytical, Inc.

255 Glendale Ave. • Suite 21 • Sparks, Nevada 89431-5778  
(775) 355-1044 • (775) 355-0406 FAX • 1-800-283-1183

Date:  
04-Mar-15

## QC Summary Report

Work Order:  
15022540

Method Blank		Type	Test Code: EPA Method SW8015B/C / SW8260B							
File ID: 15030204.D			Batch ID: MS08W0302B				Analysis Date: 03/02/2015 11:26			
Sample ID:	MBLK MS08W0302B	Units : mg/L	Run ID: MSD_08_150302A		Prep Date: 03/02/2015 11:26					
Analyte	Result	PQL	SpkVal	SpkRefVal	%REC	LCL(ME)	UCL(ME)	RPDRefVal	%RPD(Limit)	Qual
TPH-P (GRO)	ND	0.05								
Surr: 1,2-Dichloroethane-d4	0.00734		0.01		73	70	130			
Surr: Toluene-d8	0.0111		0.01		111	70	130			
Surr: 4-Bromofluorobenzene	0.00853		0.01		85	70	130			

Laboratory Control Spike		Type	Test Code: EPA Method SW8015B/C / SW8260B							
File ID: 15030203.D			Batch ID: MS08W0302B				Analysis Date: 03/02/2015 10:57			
Sample ID:	GLCS MS08W0302B	Units : mg/L	Run ID: MSD_08_150302A		Prep Date: 03/02/2015 10:57					
Analyte	Result	PQL	SpkVal	SpkRefVal	%REC	LCL(ME)	UCL(ME)	RPDRefVal	%RPD(Limit)	Qual
TPH-P (GRO)	0.416	0.05	0.4		104	70	130			
Surr: 1,2-Dichloroethane-d4	0.00715		0.01		72	70	130			
Surr: Toluene-d8	0.0105		0.01		105	70	130			
Surr: 4-Bromofluorobenzene	0.00944		0.01		94	70	130			

Sample Matrix Spike		Type	Test Code: EPA Method SW8015B/C / SW8260B							
File ID: 15030216.D			Batch ID: MS08W0302B				Analysis Date: 03/02/2015 16:18			
Sample ID:	15022540-03AGS	Units : mg/L	Run ID: MSD_08_150302A		Prep Date: 03/02/2015 16:18					
Analyte	Result	PQL	SpkVal	SpkRefVal	%REC	LCL(ME)	UCL(ME)	RPDRefVal	%RPD(Limit)	Qual
TPH-P (GRO)	1.72	0.25	2	0	86	54	143			
Surr: 1,2-Dichloroethane-d4	0.0373		0.05		75	70	130			
Surr: Toluene-d8	0.0544		0.05		109	70	130			
Surr: 4-Bromofluorobenzene	0.0473		0.05		95	70	130			

Sample Matrix Spike Duplicate		Type	Test Code: EPA Method SW8015B/C / SW8260B							
File ID: 15030217.D			Batch ID: MS08W0302B				Analysis Date: 03/02/2015 16:42			
Sample ID:	15022540-03AGSD	Units : mg/L	Run ID: MSD_08_150302A		Prep Date: 03/02/2015 16:42					
Analyte	Result	PQL	SpkVal	SpkRefVal	%REC	LCL(ME)	UCL(ME)	RPDRefVal	%RPD(Limit)	Qual
TPH-P (GRO)	1.62	0.25	2	0	81	54	143	1.719	6.1(23)	
Surr: 1,2-Dichloroethane-d4	0.0368		0.05		74	70	130			
Surr: Toluene-d8	0.0542		0.05		108	70	130			
Surr: 4-Bromofluorobenzene	0.0474		0.05		95	70	130			

### Comments:

Calculations are based off of raw (non-rounded) data. However, for reporting purposes, all QC data is rounded to three significant figures. Therefore, hand calculated values may differ slightly.

Reported in micrograms per Liter, per client request.



# Alpha Analytical, Inc.

255 Glendale Ave. • Suite 21 • Sparks, Nevada 89431-5778  
(775) 355-1044 • (775) 355-0406 FAX • 1-800-283-1183

Date:  
04-Mar-15

## QC Summary Report

Work Order:  
15022540

### Method Blank

File ID: 15030204.D

Type MBLK Test Code: EPA Method 624/8260

Batch ID: MS08W0302A

Analysis Date: 03/02/2015 11:26

Sample ID: MBLK MS08W0302A

Units: µg/L

Run ID: MSD\_08\_150302A

Prep Date: 03/02/2015 11:26

Analyte	Result	PQL	SpkVal	SpkRefVal	%REC	LCL(ME)	UCL(ME)	RPDRefVal	%RPD(Limit)	Qual
Chloromethane	ND	2								
Vinyl chloride	ND	1								
Chloroethane	ND	1								
Bromomethane	ND	2								
Trichlorofluoromethane	ND	1								
1,1-Dichloroethene	ND	1								
Tertiary Butyl Alcohol (TBA)	ND	10								
Dichloromethane	ND	2								
trans-1,2-Dichloroethene	ND	1								
Methyl tert-butyl ether (MTBE)	ND	0.5								
1,1-Dichloroethane	ND	1								
cis-1,2-Dichloroethene	ND	1								
Chloroform	ND	1								
Ethyl Tertiary Butyl Ether (ETBE)	ND	1								
1,2-Dichloroethane	ND	1								
1,1,1-Trichloroethane	ND	1								
Carbon tetrachloride	ND	1								
Benzene	ND	0.5								
Tertiary Amyl Methyl Ether (TAME)	ND	1								
1,2-Dichloropropane	ND	1								
Trichloroethene	ND	1								
Bromodichloromethane	ND	1								
cis-1,3-Dichloropropene	ND	1								
trans-1,3-Dichloropropene	ND	1								
1,1,2-Trichloroethane	ND	1								
Toluene	ND	0.5								
Dibromochloromethane	ND	1								
1,2-Dibromoethane (EDB)	ND	2								
Tetrachloroethene	ND	1								
Chlorobenzene	ND	1								
Ethylbenzene	ND	0.5								
m,p-Xylene	ND	0.5								
Bromoform	ND	1								
o-Xylene	ND	0.5								
1,1,2,2-Tetrachloroethane	ND	1								
1,3-Dichlorobenzene	ND	1								
1,4-Dichlorobenzene	ND	1								
1,2-Dichlorobenzene	ND	1								
Surr: 1,2-Dichloroethane-d4	7.34		10		73	70	130			
Surr: Toluene-d8	11.1		10		111	70	130			
Surr: 4-Bromofluorobenzene	8.53		10		85	70	130			

### Laboratory Control Spike

File ID: 15030202.D

Type LCS Test Code: EPA Method 624/8260

Batch ID: MS08W0302A

Analysis Date: 03/02/2015 10:17

Sample ID: LCS MS08W0302A

Units: µg/L

Run ID: MSD\_08\_150302A

Prep Date: 03/02/2015 10:17

Analyte	Result	PQL	SpkVal	SpkRefVal	%REC	LCL(ME)	UCL(ME)	RPDRefVal	%RPD(Limit)	Qual
1,1-Dichloroethene	11.9	1	10		119	80	120			
Methyl tert-butyl ether (MTBE)	8.04	0.5	10		80	63	137			
Benzene	9.59	0.5	10		96	70	130			
Trichloroethene	11.2	1	10		112	68	138			
Toluene	10.9	0.5	10		109	80	120			
Chlorobenzene	11.7	1	10		117	70	130			
Ethylbenzene	10.4	0.5	10		104	80	120			
m,p-Xylene	11.8	0.5	10		118	65	139			
o-Xylene	11.6	0.5	10		116	70	130			
Surr: 1,2-Dichloroethane-d4	7.28		10		73	70	130			
Surr: Toluene-d8	10.9		10		109	70	130			
Surr: 4-Bromofluorobenzene	9.49		10		95	70	130			





# Alpha Analytical, Inc.

255 Glendale Ave. • Suite 21 • Sparks, Nevada 89431-5778  
(775) 355-1044 • (775) 355-0406 FAX • 1-800-283-1183

Date:  
04-Mar-15

## QC Summary Report

Work Order:  
15022540

### Sample Matrix Spike

File ID: 15030214.D

Type MS

Test Code: EPA Method 624/8260

Sample ID: 15022540-03AMS

Units : µg/L

Run ID: MSD\_08\_150302A

Analysis Date: 03/02/2015 15:30

Prep Date: 03/02/2015 15:30

Analyte	Result	PQL	SpkVal	SpkRefVal	%REC	LCL(ME)	UCL(ME)	RPDRefVal	%RPD(Limit)	Qual
1,1-Dichloroethene	50.5	2.5	50	0	101	62	133			
Methyl tert-butyl ether (MTBE)	38.4	1.3	50	0	77	56	140			
Benzene	44.6	1.3	50	0	89	67	134			
Trichloroethene	50	2.5	50	0	100	68	138			
Toluene	49.1	1.3	50	0	98	38	130			
Chlorobenzene	53.9	2.5	50	0	108	70	130			
Ethylbenzene	46.6	1.3	50	0	93	70	130			
m,p-Xylene	52.3	1.3	50	0	105	65	139			
o-Xylene	53.2	1.3	50	0	106	69	130			
Surr: 1,2-Dichloroethane-d4	35.7		50		71	70	130			
Surr: Toluene-d8	56		50		112	70	130			
Surr: 4-Bromofluorobenzene	46		50		92	70	130			

### Sample Matrix Spike Duplicate

File ID: 15030215.D

Type MSD

Test Code: EPA Method 624/8260

Sample ID: 15022540-03AMSD

Units : µg/L

Run ID: MSD\_08\_150302A

Analysis Date: 03/02/2015 15:54

Prep Date: 03/02/2015 15:54

Analyte	Result	PQL	SpkVal	SpkRefVal	%REC	LCL(ME)	UCL(ME)	RPDRefVal	%RPD(Limit)	Qual
1,1-Dichloroethene	47.2	2.5	50	0	94	62	133	50.54	6.8(35)	
Methyl tert-butyl ether (MTBE)	42.3	1.3	50	0	85	56	140	38.36	9.7(40)	
Benzene	46.9	1.3	50	0	94	67	134	44.57	5.1(21)	
Trichloroethene	52.5	2.5	50	0	105	68	138	50	4.8(20)	
Toluene	51.8	1.3	50	0	104	38	130	49.12	5.3(20)	
Chlorobenzene	56.1	2.5	50	0	112	70	130	53.9	4.1(20)	
Ethylbenzene	48.4	1.3	50	0	97	70	130	46.59	3.9(20)	
m,p-Xylene	54.5	1.3	50	0	109	65	139	52.3	4.2(20)	
o-Xylene	55.4	1.3	50	0	111	69	130	53.17	4.1(20)	
Surr: 1,2-Dichloroethane-d4	37		50		74	70	130			
Surr: Toluene-d8	55.9		50		112	70	130			
Surr: 4-Bromofluorobenzene	46		50		92	70	130			

### Comments:

Calculations are based off of raw (non-rounded) data. However, for reporting purposes, all QC data is rounded to three significant figures. Therefore, hand calculated values may differ slightly.

Billing Information :

# CHAIN-OF-CUSTODY RECORD

# AMENDED #2 CA

**Alpha Analytical, Inc.**  
 255 Glendale Avenue, Suite 21 Sparks, Nevada 89431-5778  
 TEL: (775) 355-1044 FAX: (775) 355-0406

**WorkOrder : STR15022540**  
**Report Due By : 5:00 PM On : 04-Mar-15**

**Client:**  
 Stratus Environmental  
 3330 Cameron Park Drive  
 Suite 550  
 Cameron Park, CA 95682-8861

Report Attention	Phone Number	Email Address
Scott Bittinger	(530) 676-2062 x	sbittinger@stratusinc.net

EDD Required : Yes

Sampled by : C. Hill

PO :  
 Client's COC # : 12163 Job : Gritit Auto

Cooler Temp	Samples Received	Date Printed
3 °C	25-Feb-15	04-Mar-15

QC Level : S3 = Final Rpt, MBLK, LCS, MS/MSD With Surrogates

Alpha Sample ID	Client Sample ID	Collection Matrix	Collection Date	No. of Bottles			Requested Tests						Sample Remarks		
				Alpha	Sub	TAT	OG_HEM_W	OG_SGT_W	TPH/P_W	VOC_W					
STR15022540-01A	MW-1	AQ	02/24/15 12:55	8	0	5	X	X	GAS-C	8260/Oxys/E DB_Cs					
STR15022540-02A	MW-2	AQ	02/24/15 12:03	8	0	5	X	X	GAS-C	8260/Oxys/E DB_Cs					
STR15022540-03A	MW-3	AQ	02/24/15 12:33	8	0	5	X	X	GAS-C	8260/Oxys/E DB_Cs					
STR15022540-04A	MW-4	AQ	02/24/15 11:38	8	0	5	X	X	GAS-C	8260/Oxys/E DB_Cs					
STR15022540-05A	MW-5	AQ	02/24/15 12:22	8	0	5	X	X	GAS-C	8260/Oxys/E DB_Cs					
STR15022540-06A	MW-6	AQ	02/24/15 12:13	8	0	5	X	X	GAS-C	8260/Oxys/E DB_Cs					
STR15022540-07A	MW-7	AQ	02/24/15 12:44	8	0	5	X	X	GAS-C	8260/Oxys/E DB_Cs					
STR15022540-08A	MW-8	AQ	02/24/15 11:50	8	0	5	X	X	GAS-C	8260/Oxys/E DB_Cs					
STR15022540-09A	MW-9	AQ	02/24/15 09:30	8	0	5	X	X	GAS-C	8260/Oxys/E DB_Cs					

**Comments:** Security seals intact. Frozen ice. Oil & Grease with Silica Gel clean up. Amended on 2/26/15 to correct remarks on analysis due to login error. JA. Amended on 3/4/15 to included dashes on all sample descriptions, per Scott. JA :

Signature	Print Name	Company	Date/Time
	JESSICA ALVARADO	Alpha Analytical, Inc.	3/4/15 12:10

NOTE: Samples are discarded 60 days after results are reported unless other arrangements are made. Hazardous samples will be returned to client or disposed of at client expense. The report for the analysis of the above samples is applicable only to those samples received by the laboratory with this COC. The liability of the laboratory is limited to the amount paid for the report. Matrix Type : AQ(Aqueous) AR(Air) SO(Soil) WS(Waste) DW(Drinking Water) OT(Other) Bottle Type: L-Liter V-Voa S-Soil Jar O-Orbo T-Tedlar B-Brass P-Plastic OT-Other

Billing Information :

# CHAIN-OF-CUSTODY RECORD

**Alpha Analytical, Inc.**  
 255 Glendale Avenue, Suite 21 Sparks, Nevada 89431-5778  
 TEL: (775) 355-1044 FAX: (775) 355-0406

# CA

**WorkOrder : STR15022540**  
**Report Due By : 5:00 PM On : 04-Mar-15**

**Client:**  
 Stratus Environmental  
 3330 Cameron Park Drive  
 Suite 550  
 Cameron Park, CA 95682-8861

Report Attention	Phone Number	E-Mail Address
Scott Bittinger	(530) 676-2062 x	sbittinger@stratusinc.net

EDD Required : Yes

Sampled by : C. Hill


**PO :**  
 Client's COC # : 12163      Job : Gritmit Auto

Cooler Temp	Samples Received	Date Printed
3 °C	25-Feb-15	25-Feb-15

QC Level : S3 = Final Rpt, MBLK, LCS, MS/MSD With Surrogates

Alpha Sample ID	Client Sample ID	Collection Matrix	Collection Date	No. of Bottles			Requested Tests				Sample Remarks
				Alpha	Sub	TAT	OG_HEM_W	OG_SGT_W	TPH/P_W	VOC_W	
STR15022540-01A	MW1	AQ	02/24/15 12:55	8	0	5	X	X	GAS-C	BTEX/OXYS /1,2-DCA/EDB	
STR15022540-02A	MW2	AQ	02/24/15 12:03	8	0	5	X	X	GAS-C	BTEX/OXYS /1,2-DCA/EDB	
STR15022540-03A	MW3	AQ	02/24/15 12:33	8	0	5	X	X	GAS-C	BTEX/OXYS /1,2-DCA/EDB	
STR15022540-04A	MW4	AQ	02/24/15 11:38	8	0	5	X	X	GAS-C	BTEX/OXYS /1,2-DCA/EDB	
STR15022540-05A	MW5	AQ	02/24/15 12:22	8	0	5	X	X	GAS-C	BTEX/OXYS /1,2-DCA/EDB	
STR15022540-06A	MW6	AQ	02/24/15 12:13	8	0	5	X	X	GAS-C	BTEX/OXYS /1,2-DCA/EDB	
STR15022540-07A	MW7	AQ	02/24/15 12:44	8	0	5	X	X	GAS-C	BTEX/OXYS /1,2-DCA/EDB	
STR15022540-08A	MW8	AQ	02/24/15 11:50	8	0	5	X	X	GAS-C	BTEX/OXYS /1,2-DCA/EDB	

Comments: Security seals intact. Frozen ice. Oil & Grease with Silica Gel clean up. :

Signature	Print Name	Company	Date/Time
	JESSICA ALVARADO	Alpha Analytical, Inc.	2/25/15 10:15

NOTE: Samples are discarded 60 days after results are reported unless other arrangements are made. Hazardous samples will be returned to client or disposed of at client expense. The report for the analysis of the above samples is applicable only to those samples received by the laboratory with this COC. The liability of the laboratory is limited to the amount paid for the report.

Matrix Type : AQ(Aqueous) AR(Air) SO(Soil) WS(Waste) DW(Drinking Water) OT(Other)      Bottle Type: L-Liter V-Voa S-Soil Jar O-Orbo T-Tedlar B-Brass P-Plastic OT-Other

Billing Information :

# CHAIN-OF-CUSTODY RECORD

**Alpha Analytical, Inc.**  
 255 Glendale Avenue, Suite 21 Sparks, Nevada 89431-5778  
 TEL: (775) 355-1044 FAX: (775) 355-0406

# CA

**WorkOrder : STR15022540**  
**Report Due By : 5:00 PM On : 04-Mar-15**

**Client:**  
 Stratus Environmental  
 3330 Cameron Park Drive  
 Suite 550  
 Cameron Park, CA 95682-8861

Report Attention	Phone Number	E Mail Address
Scott Bittinger	(530) 676-2062 x	sbittinger@stratusinc.net

EDD Required : Yes

Sampled by : C. Hill

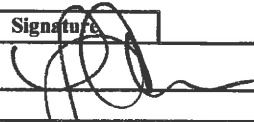
**PO :**  
 Client's COC # : 12163                      Job : Grit Auto

Cooler Temp	Samples Received	Date Printed
3 °C	25-Feb-15	25-Feb-15

QC Level : S3 = Final Rpt, MBLK, LCS, MS/MSD With Surrogates

Alpha Sample ID	Client Sample ID	Collection Matrix	No. of Bottles Alpha Sub TAT	Requested Tests						Sample Remarks		
				OG_HEM_W	OG_SGT_W	TPH/P_W	VOC_W					
STR15022540-09A	MW9	AQ 02/24/15 09:30	7 0 5	X	X	GAS-C	BTEX/OXYS 1,2-DCA/EDB					

**Comments:** Security seals intact. Frozen ice. Oil & Grease with Silica Gel clean up. :

Signature	Print Name	Company	Date/Time
	JESSICA ALVARADO	Alpha Analytical, Inc.	2/25/15 10:15

NOTE: Samples are discarded 60 days after results are reported unless other arrangements are made. Hazardous samples will be returned to client or disposed of at client expense. The report for the analysis of the above samples is applicable only to those samples received by the laboratory with this COC. The liability of the laboratory is limited to the amount paid for the report.

Matrix Type : AQ(Aqueous) AR(Air) SO(Soil) WS(Waste) DW(Drinking Water) OT(Other)      Bottle Type: L-Liter V-Voa S-Soil Jar O-Orbo T-Tedlar B-Brass P-Plastic OT-Other

Company: Stank's  
 Attn: SCOTT  
 Address: 5330 Cummins Pk  
Channahon, IL  
 City, State, Zip: 5306766004 Fax: 5306766005



Alpha Analytical, Inc.  
 Main Laboratory: 255 Glandale Ave, Suite 21 Sparks, NV 89431  
 Satellite Service Centers:  
 Northern CA: 9891 Horn Road, Suite C, Rancho Cordova, CA 95827  
 Southern NV: 6255 McLeod Ave, Suite 24, Las Vegas, NV 89120  
 Southern CA: 1007 E. Dominguez St., Suite O, Carson, CA 90746

Phone: 775-355-1044  
 Fax: 775-355-0406  
 Phone: 916-366-9089  
 Phone: 702-281-4848  
 Phone: 714-386-2901

12163

Page # T of 1

Company: Stank's  
 Address: \_\_\_\_\_  
 City, State, Zip: \_\_\_\_\_

Job and Purchase Order Info:  
 Job #: \_\_\_\_\_  
 Job Name: GAMIT AUTO  
 P.O. #: \_\_\_\_\_

Report Attention/Project Manager:  
 Name: SCOTT  
 Email Address: \_\_\_\_\_  
 Phone #: \_\_\_\_\_  
 Cell #: \_\_\_\_\_

QC Deliverable Info:  
 EDD Required? Yes / No \_\_\_\_\_  
 EDF Required? Yes / No \_\_\_\_\_  
 Global ID: T0600100667  
 Data Validation Level: III or IV

Samples Collected from which State? (circle one) AZ CA NV WA ID OR DOD Site Other

Time Sampled (HHMM)	Date Sampled (MM/DD)	Matrix* (See Key Below)	Lab ID Number (For Lab Use Only)	Sample Description	TAT	Field Filtered?	# Containers** (See Key Below)	Analysis Requested							Remarks
								BRD	BRex	50XYS	12DCA	EDB	Oil	Grease	
1253	2/24	AQ	9TR15022540-01	MW1	51P	N	8	X	X	X	X	X	X		
1203				02A MW2			8								
1233				03A MW3			8								
1136				04A MW4			8								
1222				05A MW5			8								
1213				06A MW6			8								
1244				07A MW7			8								
1150				08A MW8			8								
0450				09A MW9			7	X	X	X	X	X			

ADDITIONAL INSTRUCTIONS: Oil + Grease with silica gel cleanup

I (field sampler) attest to the validity and authenticity of this sample(s). I am aware that tampering with or intentionally mislabeling the sample location, date or time of collection is considered fraud and may be grounds for legal action. NAC 445.0636 (c) (2).

Relinquished by: (Signature/Affiliation): <u>[Signature]</u>	Date: <u>2/24/15</u>	Time: <u>1509</u>	Received by: (Signature/Affiliation): <u>[Signature]</u>	Date: <u>2-24-15</u>	Time: <u>1509</u>
Relinquished by: (Signature/Affiliation): <u>[Signature]</u>	Date: _____	Time: _____	Received by: (Signature/Affiliation): <u>[Signature]</u>	Date: <u>2/25/15</u>	Time: <u>950</u>
Relinquished by: (Signature/Affiliation): _____	Date: _____	Time: _____	Received by: (Signature/Affiliation): _____	Date: _____	Time: _____

\* Key: AQ - Aqueous WA - Waste OT - Other \*\* L - Liter V - VOA S - Soil Jar O - Orbo T - Tedlar B - Brass P - Plastic OT - Other  
 NOTE: Samples are discarded 60 days after sample receipt unless other arrangements are made. Hazardous samples will be returned to client or disposed of at client expense. The report for the analysis of the above samples is applicable only to those samples received by the laboratory with this COC. The liability of the laboratory is limited to the amount paid for the report.



Report Number : 90046

Date : 01/30/2015

## Laboratory Results

Debbie Barr  
Stratus Environmental, Inc.  
3330 Cameron Park Drive, Suite 550  
Cameron Park, CA 95682

Subject : 2 Vapor Samples  
Project Name : Grit Auto  
Project Number :

Dear Ms. Barr,

Chemical analysis of the samples referenced above has been completed. Summaries of the data are contained on the following pages. Sample(s) were received under documented chain-of-custody. US EPA protocols for sample storage and preservation were followed. Testing procedures comply with the TNI 2009 standards.

Laboratory results relate only to the samples tested. This report may be freely reproduced in full, but may only be reproduced in part with the express permission of Pace Analytical Services, Inc.

Pace Analytical Services, Inc. is certified by the State of California under the Environmental Laboratory Accreditation Program (ELAP), lab number 08263CA.

If you have any questions regarding procedures or results, please call me at 530-297-4800.

Sincerely,

A handwritten signature in black ink that reads "Troy G. Turpen".

Troy Turpen



Report Number : 90046

Date : 01/30/2015

Subject : 2 Vapor Samples  
Project Name : Gritmit Auto  
Project Number :

## Case Narrative

A version of this report was previously issued on 01/06/2015. This revised version with additional results replaces that report.



Report Number : 90046

Date : 01/30/2015

Project Name : **Grimit Auto**

Project Number :

Sample : **Grim A Sys INF**

Matrix : Air

Lab Number : 90046-01

Sample Date :01/05/2015

Parameter	Measured Value	Method Reporting Limit	Units	Analysis Method	Date/Time Analyzed
Benzene	< 0.20	0.20	mg/m3	EPA 8260B	01/05/15 20:46
Toluene	< 0.20	0.20	mg/m3	EPA 8260B	01/05/15 20:46
Ethylbenzene	< 0.25	0.25	mg/m3	EPA 8260B	01/05/15 20:46
Methyl-t-butyl ether (MTBE)	< 0.20	0.20	mg/m3	EPA 8260B	01/05/15 20:46
TPH as Gasoline	< 20	20	mg/m3	EPA 8260B	01/05/15 20:46
Vinyl Chloride	< 0.20	0.20	mg/m3	EPA 8260B	01/05/15 20:46
Trichloroethene	< 0.20	0.20	mg/m3	EPA 8260B	01/05/15 20:46
Tetrachloroethene	< 0.20	0.20	mg/m3	EPA 8260B	01/05/15 20:46
Chlorobenzene	< 0.20	0.20	mg/m3	EPA 8260B	01/05/15 20:46
n-Propylbenzene	< 0.20	0.20	mg/m3	EPA 8260B	01/05/15 20:46
1,2,4-Trimethylbenzene	< 0.20	0.20	mg/m3	EPA 8260B	01/05/15 20:46
P,M-Xylene	< 0.40	0.40	mg/m3	EPA 8260B	01/05/15 20:46
O-Xylene	< 0.20	0.20	mg/m3	EPA 8260B	01/05/15 20:46
1,2-Dichloroethane-d4 (Surr)	101		% Recovery	EPA 8260B	01/05/15 20:46
4-Bromofluorobenzene (Surr)	103		% Recovery	EPA 8260B	01/05/15 20:46
Toluene - d8 (Surr)	101		% Recovery	EPA 8260B	01/05/15 20:46





Report Number : 90046

Date : 01/30/2015

Project Name : **Grimit Auto**

Project Number :

Sample : **Grim A EFF**

Matrix : Air

Lab Number : 90046-02

Sample Date :01/05/2015

Parameter	Measured Value	Method Reporting Limit	Units	Analysis Method	Date/Time Analyzed
Benzene	< 0.20	0.20	mg/m3	EPA 8260B	01/05/15 21:55
Toluene	< 0.20	0.20	mg/m3	EPA 8260B	01/05/15 21:55
Ethylbenzene	< 0.25	0.25	mg/m3	EPA 8260B	01/05/15 21:55
Methyl-t-butyl ether (MTBE)	< 0.20	0.20	mg/m3	EPA 8260B	01/05/15 21:55
TPH as Gasoline	< 20	20	mg/m3	EPA 8260B	01/05/15 21:55
Vinyl Chloride	< 0.20	0.20	mg/m3	EPA 8260B	01/05/15 21:55
Trichloroethene	< 0.20	0.20	mg/m3	EPA 8260B	01/05/15 21:55
Tetrachloroethene	< 0.20	0.20	mg/m3	EPA 8260B	01/05/15 21:55
Chlorobenzene	< 0.20	0.20	mg/m3	EPA 8260B	01/05/15 21:55
n-Propylbenzene	< 0.20	0.20	mg/m3	EPA 8260B	01/05/15 21:55
1,2,4-Trimethylbenzene	< 0.20	0.20	mg/m3	EPA 8260B	01/05/15 21:55
P,M-Xylene	< 0.40	0.40	mg/m3	EPA 8260B	01/05/15 21:55
O-Xylene	< 0.20	0.20	mg/m3	EPA 8260B	01/05/15 21:55
1,2-Dichloroethane-d4 (Surr)	100		% Recovery	EPA 8260B	01/05/15 21:55
4-Bromofluorobenzene (Surr)	103		% Recovery	EPA 8260B	01/05/15 21:55
Toluene - d8 (Surr)	101		% Recovery	EPA 8260B	01/05/15 21:55

Report Number : 90046

Date : 01/30/2015

**QC Report : Method Blank Data**

Project Name : **Grimit Auto**

Project Number :

Parameter	Measured Value	Method Reporting Limit	Units	Analysis Method	Date Analyzed
Benzene	< 0.20	0.20	mg/m3	EPA 8260B	01/05/2015
Ethylbenzene	< 0.20	0.20	mg/m3	EPA 8260B	01/05/2015
Toluene	< 0.20	0.20	mg/m3	EPA 8260B	01/05/2015
Methyl-t-butyl ether (MTBE)	< 0.20	0.20	mg/m3	EPA 8260B	01/05/2015
TPH as Gasoline	< 20	20	mg/m3	EPA 8260B	01/05/2015
Chlorobenzene	< 0.20	0.20	mg/m3	EPA 8260B	01/05/2015
Tetrachloroethene	< 0.20	0.20	mg/m3	EPA 8260B	01/05/2015
Trichloroethene	< 0.20	0.20	mg/m3	EPA 8260B	01/05/2015
Vinyl Chloride	< 0.20	0.20	mg/m3	EPA 8260B	01/05/2015
1,2,4-Trimethylbenzene	< 0.20	0.20	mg/m3	EPA 8260B	01/05/2015
O-Xylene	< 0.20	0.20	mg/m3	EPA 8260B	01/05/2015
P,M-Xylene	< 0.40	0.40	mg/m3	EPA 8260B	01/05/2015
n-Propylbenzene	< 0.20	0.20	mg/m3	EPA 8260B	01/05/2015
1,2-Dichloroethane-d4 (Surr)	99.1		%	EPA 8260B	01/05/2015
4-Bromofluorobenzene (Surr)	104		%	EPA 8260B	01/05/2015
Toluene - d8 (Surr)	101		%	EPA 8260B	01/05/2015

Parameter	Measured Value	Method Reporting Limit	Units	Analysis Method	Date Analyzed
-----------	----------------	------------------------	-------	-----------------	---------------







Report Number : 90255

Date : 02/03/2015

## Laboratory Results

Debbie Barr  
Stratus Environmental, Inc.  
3330 Cameron Park Drive, Suite 550  
Cameron Park, CA 95682

Subject : 2 Vapor Samples  
Project Name : Grit Auto  
Project Number :

Dear Ms. Barr,

Chemical analysis of the samples referenced above has been completed. Summaries of the data are contained on the following pages. Sample(s) were received under documented chain-of-custody. US EPA protocols for sample storage and preservation were followed. Testing procedures comply with the TNI 2009 standards.

Laboratory results relate only to the samples tested. This report may be freely reproduced in full, but may only be reproduced in part with the express permission of Pace Analytical Services, Inc.

Pace Analytical Services, Inc. is certified by the State of California under the Environmental Laboratory Accreditation Program (ELAP), lab number 08263CA.

If you have any questions regarding procedures or results, please call me at 530-297-4800.

Sincerely,

A handwritten signature in black ink that reads "Troy A. Turpen".

Troy Turpen



Report Number : 90255

Date : 02/03/2015

Project Name : **Grimit Auto**

Project Number :

Sample : **Grim A Sys INF**

Matrix : Air

Lab Number : 90255-01

Sample Date :02/02/2015

Parameter	Measured Value	Method Reporting Limit	Units	Analysis Method	Date/Time Analyzed
Benzene	< 0.20	0.20	mg/m3	EPA 8260B	02/02/15 16:31
Toluene	< 0.20	0.20	mg/m3	EPA 8260B	02/02/15 16:31
Ethylbenzene	< 0.25	0.25	mg/m3	EPA 8260B	02/02/15 16:31
Total Xylenes	< 0.20	0.20	mg/m3	EPA 8260B	02/02/15 16:31
Methyl-t-butyl ether (MTBE)	< 0.20	0.20	mg/m3	EPA 8260B	02/02/15 16:31
TPH as Gasoline	< 20	20	mg/m3	EPA 8260B	02/02/15 16:31
Vinyl Chloride	< 0.20	0.20	mg/m3	EPA 8260B	02/02/15 16:31
Trichloroethene	< 0.20	0.20	mg/m3	EPA 8260B	02/02/15 16:31
Tetrachloroethene	< 0.20	0.20	mg/m3	EPA 8260B	02/02/15 16:31
Chlorobenzene	< 0.20	0.20	mg/m3	EPA 8260B	02/02/15 16:31
n-Propylbenzene	< 0.20	0.20	mg/m3	EPA 8260B	02/02/15 16:31
1,2,4-Trimethylbenzene	< 0.20	0.20	mg/m3	EPA 8260B	02/02/15 16:31
1,2-Dichloroethane-d4 (Surr)	97.9		% Recovery	EPA 8260B	02/02/15 16:31
Toluene - d8 (Surr)	103		% Recovery	EPA 8260B	02/02/15 16:31



Report Number : 90255

Date : 02/03/2015

Project Name : **Grimit Auto**

Project Number :

Sample : **Grim A EFF**

Matrix : Air

Lab Number : 90255-02

Sample Date :02/02/2015

Parameter	Measured Value	Method Reporting Limit	Units	Analysis Method	Date/Time Analyzed
Benzene	< 0.20	0.20	mg/m3	EPA 8260B	02/02/15 17:35
Toluene	< 0.20	0.20	mg/m3	EPA 8260B	02/02/15 17:35
Ethylbenzene	< 0.25	0.25	mg/m3	EPA 8260B	02/02/15 17:35
Total Xylenes	< 0.20	0.20	mg/m3	EPA 8260B	02/02/15 17:35
Methyl-t-butyl ether (MTBE)	< 0.20	0.20	mg/m3	EPA 8260B	02/02/15 17:35
TPH as Gasoline	< 20	20	mg/m3	EPA 8260B	02/02/15 17:35
Vinyl Chloride	< 0.20	0.20	mg/m3	EPA 8260B	02/02/15 17:35
Trichloroethene	< 0.20	0.20	mg/m3	EPA 8260B	02/02/15 17:35
Tetrachloroethene	< 0.20	0.20	mg/m3	EPA 8260B	02/02/15 17:35
Chlorobenzene	< 0.20	0.20	mg/m3	EPA 8260B	02/02/15 17:35
n-Propylbenzene	< 0.20	0.20	mg/m3	EPA 8260B	02/02/15 17:35
1,2,4-Trimethylbenzene	< 0.20	0.20	mg/m3	EPA 8260B	02/02/15 17:35
1,2-Dichloroethane-d4 (Surr)	98.2		% Recovery	EPA 8260B	02/02/15 17:35
Toluene - d8 (Surr)	104		% Recovery	EPA 8260B	02/02/15 17:35

Report Number : 90255

Date : 02/03/2015

**QC Report : Method Blank Data**

Project Name : **Grimit Auto**

Project Number :

<u>Parameter</u>	<u>Measured Value</u>	<u>Method Reporting Limit</u>	<u>Units</u>	<u>Analysis Method</u>	<u>Date Analyzed</u>
Benzene	< 0.20	0.20	mg/m3	EPA 8260B	02/02/2015
Ethylbenzene	< 0.20	0.20	mg/m3	EPA 8260B	02/02/2015
Toluene	< 0.20	0.20	mg/m3	EPA 8260B	02/02/2015
Total Xylenes	< 0.20	0.20	mg/m3	EPA 8260B	02/02/2015
Methyl-t-butyl ether (MTBE)	< 0.20	0.20	mg/m3	EPA 8260B	02/02/2015
TPH as Gasoline	< 20	20	mg/m3	EPA 8260B	02/02/2015
1,2,4-Trimethylbenzene	< 0.20	0.20	mg/m3	EPA 8260B	02/02/2015
Chlorobenzene	< 0.20	0.20	mg/m3	EPA 8260B	02/02/2015
Tetrachloroethene	< 0.20	0.20	mg/m3	EPA 8260B	02/02/2015
Trichloroethene	< 0.20	0.20	mg/m3	EPA 8260B	02/02/2015
Vinyl Chloride	< 0.20	0.20	mg/m3	EPA 8260B	02/02/2015
n-Propylbenzene	< 0.20	0.20	mg/m3	EPA 8260B	02/02/2015
1,2-Dichloroethane-d4 (Surr)	98.2		%	EPA 8260B	02/02/2015
Toluene - d8 (Surr)	102		%	EPA 8260B	02/02/2015

<u>Parameter</u>	<u>Measured Value</u>	<u>Method Reporting Limit</u>	<u>Units</u>	<u>Analysis Method</u>	<u>Date Analyzed</u>
------------------	-----------------------	-------------------------------	--------------	------------------------	----------------------



**CHAIN-OF-CUSTODY / Analytical Request Document**

The Chain-of-Custody is a LEGAL DOCUMENT. All relevant fields must be completed accurately.

90255

<b>Section A</b> Required Client Information:		<b>Section B</b> Required Project Information:		<b>Section C</b> Invoice Information:		Page: 1 of 1	
Company: <u>Stratus</u>		Report To: <u>Debbie</u>		Attention: <u>Debbie</u>		1910593	
Address: <u>5330 Lankford Rd</u>		Copy To:		Company Name: <u>Stratus</u>		<b>REGULATORY AGENCY</b>	
Email To:		Purchase Order No.:		Address:		<input type="checkbox"/> NPDES <input type="checkbox"/> GROUND WATER <input type="checkbox"/> DRINKING WATER <input type="checkbox"/> UST <input type="checkbox"/> RCRA <input type="checkbox"/> OTHER _____	
Phone: <u>530676604</u> Fax: <u>530676605</u>		Project Name: <u>Grunt Auto</u>		Pace Quote Reference:		Site Location: <u>CA</u>	
Requested Due Date/TAT:		Project Number:		Pace Project Manager:		STATE: <u>CA</u>	
				Pace Profile #:			

ITEM #	Section D Required Client Information	Matrix Codes MATRIX / CODE	COLLECTED		SAMPLE TEMP AT COLLECTION	# OF CONTAINERS	Preservatives							Analysis Test Y/N	Requested Analysis Filtered (Y/N)	Residual Chlorine (Y/N)	Pace Project No./ Lab I.D.	
			COMPOSITE				Unpreserved	H <sub>2</sub> SO <sub>4</sub>	HNO <sub>3</sub>	HCl	NaOH	Na <sub>2</sub> S <sub>2</sub> O <sub>3</sub>	Methanol					Other
			START	END/GRAB														
1	Grunt A Sys LMF	GR	2-21-15	0810		1	X									X	VOCs Including	
2	Grunt A EFF	GR	2-21-15	0810		1	X											PEE Tee
3																		Vinyl Chloride
4																		Chlorobenzene
5																		
6																		
7																		
8																		
9																		
10																		
11																		
12																		

ADDITIONAL COMMENTS	RELINQUISHED BY / AFFILIATION	DATE	TIME	ACCEPTED BY / AFFILIATION	DATE	TIME	SAMPLE CONDITIONS
Grunt A Sys LMF STD	<u>[Signature]</u> Stratus	2-21-15	1208	<u>[Signature]</u>			
EFF 24M2705	<u>[Signature]</u>			<u>[Signature]</u>			
				<u>[Signature]</u>			

Page 5 of 6

ORIGINAL

SAMPLER NAME AND SIGNATURE		Temp in °C	Received on Ice (Y/N)	Custody Sealed Cooler (Y/N)	Samples Intact (Y/N)
PRINT Name of SAMPLER:	<u>[Signature]</u>				
SIGNATURE of SAMPLER:	<u>[Signature]</u>	DATE Signed (MM/DD/YY):			





Report Number : 90501

Date : 04/16/2015

## Laboratory Results

Debbie Barr  
Stratus Environmental, Inc.  
3330 Cameron Park Drive, Suite 550  
Cameron Park, CA 95682

Subject : 2 Vapor Samples  
Project Name : Grit Auto  
Project Number :

Dear Ms. Barr,

Chemical analysis of the samples referenced above has been completed. Summaries of the data are contained on the following pages. Sample(s) were received under documented chain-of-custody. US EPA protocols for sample storage and preservation were followed. Testing procedures comply with the TNI 2009 standards.

Laboratory results relate only to the samples tested. This report may be freely reproduced in full, but may only be reproduced in part with the express permission of Pace Analytical Services, Inc.

Pace Analytical Services, Inc. is certified by the State of California under the Environmental Laboratory Accreditation Program (ELAP), lab number 08263CA.

If you have any questions regarding procedures or results, please call me at 530-297-4800.

Sincerely,

A handwritten signature in black ink that reads "Troy D. Turpen".

Troy Turpen



Report Number : 90501

Date : 04/16/2015

Subject : 2 Vapor Samples

Project Name : Gritmit Auto

Project Number :

## Case Narrative

A search of the samples for tentatively identified compounds (TICs) was done. Using ten percent of the nearest, related internal standard concentration as the limit, Trichloroethene and Tetrachloroethene were not found in these samples at or above an estimated concentration of 0.2 mg/m<sup>3</sup>.



Report Number : 90501

Date : 04/16/2015

Project Name : **Grimit Auto**

Project Number :

Sample : **Grim A Sys INF**

Matrix : Air

Lab Number : 90501-01

Sample Date :03/10/2015

Parameter	Measured Value	Method Reporting Limit	Units	Analysis Method	Date/Time Analyzed
Benzene	< 0.20	0.20	mg/m3	EPA 8260B	03/10/15 22:46
Toluene	< 0.20	0.20	mg/m3	EPA 8260B	03/10/15 22:46
Ethylbenzene	< 0.25	0.25	mg/m3	EPA 8260B	03/10/15 22:46
<b>Total Xylenes</b>	<b>0.27</b>	0.20	mg/m3	EPA 8260B	03/10/15 22:46
Methyl-t-butyl ether (MTBE)	< 0.20	0.20	mg/m3	EPA 8260B	03/10/15 22:46
<b>TPH as Gasoline</b>	<b>45</b>	20	mg/m3	EPA 8260B	03/10/15 22:46
1,2-Dichloroethane-d4 (Surr)	104		% Recovery	EPA 8260B	03/10/15 22:46
Toluene - d8 (Surr)	111		% Recovery	EPA 8260B	03/10/15 22:46

Sample : **Grim A EFF**

Matrix : Air

Lab Number : 90501-02

Sample Date :03/10/2015


Parameter	Measured Value	Method Reporting Limit	Units	Analysis Method	Date/Time Analyzed
Benzene	< 0.20	0.20	mg/m3	EPA 8260B	03/10/15 22:12
Toluene	< 0.20	0.20	mg/m3	EPA 8260B	03/10/15 22:12
Ethylbenzene	< 0.25	0.25	mg/m3	EPA 8260B	03/10/15 22:12
Total Xylenes	< 0.20	0.20	mg/m3	EPA 8260B	03/10/15 22:12
Methyl-t-butyl ether (MTBE)	< 0.20	0.20	mg/m3	EPA 8260B	03/10/15 22:12
TPH as Gasoline	< 20	20	mg/m3	EPA 8260B	03/10/15 22:12
1,2-Dichloroethane-d4 (Surr)	106		% Recovery	EPA 8260B	03/10/15 22:12
Toluene - d8 (Surr)	111		% Recovery	EPA 8260B	03/10/15 22:12

Report Number : 90501  
 Date : 04/16/2015

**QC Report : Method Blank Data**  
 Project Name : **Grimit Auto**  
 Project Number :

Parameter	Measured Value	Method Reporting Limit	Units	Analysis Method	Date Analyzed	Parameter	Measured Value	Method Reporting Limit	Units	Analysis Method	Date Analyzed
Benzene	< 0.20	0.20	mg/m3	EPA 8260B	03/10/2015						
Ethylbenzene	< 0.20	0.20	mg/m3	EPA 8260B	03/10/2015						
Toluene	< 0.20	0.20	mg/m3	EPA 8260B	03/10/2015						
Total Xylenes	< 0.20	0.20	mg/m3	EPA 8260B	03/10/2015						
Methyl-t-butyl ether (MTBE)	< 0.20	0.20	mg/m3	EPA 8260B	03/10/2015						
TPH as Gasoline	< 20	20	mg/m3	EPA 8260B	03/10/2015						
1,2-Dichloroethane-d4 (Surr)	104		%	EPA 8260B	03/10/2015						
Toluene - d8 (Surr)	113		%	EPA 8260B	03/10/2015						



	Document Name: <b>Sample Condition Upon Receipt Form</b>	Document Revised: 25Feb2015 Page 1 of 1
	Document No.: <b>F-DAV-C-002-rev.02</b>	Issuing Authority: Pace Davis, CA Quality Office

Sample Condition  
Upon Receipt

Client Name:  
**STRATUS**

Project #:  
**90501**

Courier:  Fed Ex  UPS  USPS  Client  
 Commercial  Pace  OnTrac  Other: \_\_\_\_\_

Tracking Number: \_\_\_\_\_

Custody Seal on Cooler/Box Present?  Yes  No      Seals Intact?  Yes  No      Optional: Proj. Due Date: \_\_\_\_\_ Proj. Name: \_\_\_\_\_

Packing Material:  Bubble Wrap  Bubble Bags  None  Other: \_\_\_\_\_      Temp Blank?  Yes  No

Thermom. Used:  DA1434  DA2285      Type of Ice:  Wet  Blue  Dry Ice  None  Samples on ice, cooling process has begun

Cooler Temp Read(°C): **N/A**      Cooler Temp Corrected(°C): \_\_\_\_\_      Biological Tissue Frozen?  Yes  No  N/A  
 Temp should be above freezing to 6°C      Correction Factor: \_\_\_\_\_      Date and Initials of Person Examining Contents: \_\_\_\_\_

Comments:

Chain of Custody Present?	<input checked="" type="checkbox"/> Yes <input type="checkbox"/> No <input type="checkbox"/> N/A	1. <b>Air bag #s - 1027864-03</b>
Chain of Custody Filled Out?	<input checked="" type="checkbox"/> Yes <input type="checkbox"/> No <input type="checkbox"/> N/A	2. <b>-02</b>
Chain of Custody Relinquished?	<input checked="" type="checkbox"/> Yes <input type="checkbox"/> No <input type="checkbox"/> N/A	3.
Sampler Name and/or Signature on COC?	<input checked="" type="checkbox"/> Yes <input type="checkbox"/> No <input type="checkbox"/> N/A	4.
Samples Arrived within Hold Time?	<input checked="" type="checkbox"/> Yes <input type="checkbox"/> No <input type="checkbox"/> N/A	5.
Short Hold Time Analysis (<72 hr)?	<input checked="" type="checkbox"/> Yes <input type="checkbox"/> No <input type="checkbox"/> N/A	6.
Rush Turn Around Time Requested?	<input checked="" type="checkbox"/> Yes <input type="checkbox"/> No <input type="checkbox"/> N/A	7.
Sufficient Volume?	<input checked="" type="checkbox"/> Yes <input type="checkbox"/> No <input type="checkbox"/> N/A	8.
Correct Containers Used?	<input checked="" type="checkbox"/> Yes <input type="checkbox"/> No <input type="checkbox"/> N/A	9.
-Pace Containers Used?	<input checked="" type="checkbox"/> Yes <input type="checkbox"/> No <input type="checkbox"/> N/A	
Containers Intact?	<input checked="" type="checkbox"/> Yes <input type="checkbox"/> No <input type="checkbox"/> N/A	10.
Filtered Volume Received for Dissolved Tests?	<input type="checkbox"/> Yes <input type="checkbox"/> No <input checked="" type="checkbox"/> N/A	11. <b>Note if sediment is visible in the dissolved container.</b>
Sample Labels Match COC?	<input checked="" type="checkbox"/> Yes <input type="checkbox"/> No <input type="checkbox"/> N/A	12.
-Includes Date/Time/ID/Analysis Matrix: <b>AR</b>		
All containers needing acid/base preservation have been checked?	<input type="checkbox"/> Yes <input type="checkbox"/> No <input checked="" type="checkbox"/> N/A	13. <input type="checkbox"/> HNO <sub>3</sub> <input type="checkbox"/> H <sub>2</sub> SO <sub>4</sub> <input type="checkbox"/> NaOH <input type="checkbox"/> HCl
All containers needing preservation are found to be in compliance with EPA recommendation? (HNO <sub>3</sub> , H <sub>2</sub> SO <sub>4</sub> , HCl<2; NaOH >9 Sulfide, NaOH>12 Cyanide)	<input type="checkbox"/> Yes <input type="checkbox"/> No <input checked="" type="checkbox"/> N/A	Sample #
Exceptions: VOA, Coliform, TOC, Oil and Grease, DRO/8015 (water) DOC	<input checked="" type="checkbox"/> Yes <input type="checkbox"/> No	Initial when completed: _____ Lot # of added preservative: _____
Headspace in VOA Vials (>6mm)?	<input type="checkbox"/> Yes <input type="checkbox"/> No <input checked="" type="checkbox"/> N/A	14.
Trip Blank Present?	<input type="checkbox"/> Yes <input type="checkbox"/> No <input checked="" type="checkbox"/> N/A	15.
Trip Blank Custody Seals Present?	<input type="checkbox"/> Yes <input type="checkbox"/> No <input checked="" type="checkbox"/> N/A	
Pace Trip Blank Lot # (if purchased):		

CLIENT NOTIFICATION/RESOLUTION

Field Data Required?  Yes  No

Person Contacted: \_\_\_\_\_ Date/Time: \_\_\_\_\_

Comments/Resolution: \_\_\_\_\_

Project Manager Review: \_\_\_\_\_

Date: \_\_\_\_\_

Note: Whenever there is a discrepancy affecting North Carolina compliance samples, a copy of this form will be sent to the North Carolina DEHNR Certification Office ( i.e. out of hold, incorrect preservative, out of temp, incorrect containers)





# Alpha Analytical, Inc.

255 Glendale Ave. • Suite 21 • Sparks, Nevada 89431-5778  
(775) 355-1044 • (775) 355-0406 FAX • 1-800-283-1183

## ANALYTICAL REPORT

Stratus Environmental  
3330 Cameron Park Drive  
Cameron Park, CA 956828861

Attn: Scott Bittinger  
Phone: (530) 676-2062  
Fax: (530) 676-6005  
Date Received : 01/06/15

Job: Gritmit Auto

Total Petroleum Hydrocarbons - Purgeable (TPH-P) EPA Method SW8015B / SW8260B  
Volatile Organic Compounds (VOCs) EPA Method SW8260B

Parameter	Concentration	Reporting Limit	Date Extracted	Date Analyzed
Client ID : Grim W INF				
Lab ID : STR15010645-01A	TPH-P (GRO)	ND	01/07/15	01/07/15
Date Sampled 01/05/15 09:25	Vinyl chloride	ND	01/07/15	01/07/15
	Methyl tert-butyl ether (MTBE)	ND	01/07/15	01/07/15
	1,2-Dichloroethane	ND	01/07/15	01/07/15
	Benzene	ND	01/07/15	01/07/15
	Trichloroethene	ND	01/07/15	01/07/15
	Toluene	ND	01/07/15	01/07/15
	Tetrachloroethene	ND	01/07/15	01/07/15
	Ethylbenzene	ND	01/07/15	01/07/15
	m,p-Xylene	0.83	01/07/15	01/07/15
	o-Xylene	ND	01/07/15	01/07/15
	Naphthalene	ND	01/07/15	01/07/15

### Gasoline Range Organics (GRO) C4-C13

ND = Not Detected

Reported in micrograms per Liter, per client request.



*Roger Scholl*     *Randy Gardner*     *Walter Hinchman*

Roger L. Scholl, Ph.D., Laboratory Director • Randy Gardner, Laboratory Manager • Walter Hinchman, Quality Assurance Officer  
Sacramento, CA • (916) 366-9089 / Las Vegas, NV • (702) 281-4848 / Carson, CA • (714) 386-2901 / info@alpha-analytical.com

Alpha Analytical, Inc. certifies that the test results meet all requirements of NELAC unless footnoted otherwise.

Statement of Data Authenticity: Alpha Analytical, Inc. attests that the data reported has not been altered in any way.

Alpha Analytical, Inc. currently holds appropriate and available California (#2019) and NELAC (01154CA) certifications for the data reported. Test results relate only to reported samples.



*[Signature]*  
1/8/15

Report Date



# Alpha Analytical, Inc.

255 Glendale Ave. • Suite 21 • Sparks, Nevada 89431-5778  
(775) 355-1044 • (775) 355-0406 FAX • 1-800-283-1183

## VOC Sample Preservation Report

**Work Order:** STR15010645

**Job:** Gritmit Auto

Alpha's Sample ID	Client's Sample ID	Matrix	pH
15010645-01A	Grim W INF	Aqueous	2

1/8/15  
**Report Date**



# Alpha Analytical, Inc.

255 Glendale Ave. • Suite 21 • Sparks, Nevada 89431-5778  
(775) 355-1044 • (775) 355-0406 FAX • 1-800-283-1183

Date:  
12-Jan-15

## QC Summary Report

Work Order:  
15010645

Method Blank		Type	Test Code: EPA Method SW8015B/C / SW8260B							
File ID: 15010705.D			Batch ID: MS15W0107B				Analysis Date: 01/07/2015 12:10			
Sample ID:	MBLK MS15W0107B	Units : µg/L	Run ID: MSD_15_150107A				Prep Date: 01/07/2015 12:10			
Analyte	Result	PQL	SpkVal	SpkRefVal	%REC	LCL(ME)	UCL(ME)	RPDRefVal	%RPD(Limit)	Qual
TPH-P (GRO)	ND	50								
Surr: 1,2-Dichloroethane-d4	8.51		10		85	70	130			
Surr: Toluene-d8	10.2		10		102	70	130			
Surr: 4-Bromofluorobenzene	10.2		10		102	70	130			

Laboratory Control Spike		Type	Test Code: EPA Method SW8015B/C / SW8260B							
File ID: 15010704.D			Batch ID: MS15W0107B				Analysis Date: 01/07/2015 11:40			
Sample ID:	GLCS MS15W0107B	Units : µg/L	Run ID: MSD_15_150107A				Prep Date: 01/07/2015 11:40			
Analyte	Result	PQL	SpkVal	SpkRefVal	%REC	LCL(ME)	UCL(ME)	RPDRefVal	%RPD(Limit)	Qual
TPH-P (GRO)	363	50	400		91	70	130			
Surr: 1,2-Dichloroethane-d4	8.43		10		84	70	130			
Surr: Toluene-d8	10.4		10		104	70	130			
Surr: 4-Bromofluorobenzene	10.8		10		108	70	130			

Sample Matrix Spike		Type	Test Code: EPA Method SW8015B/C / SW8260B							
File ID: 15010728.D			Batch ID: MS15W0107B				Analysis Date: 01/07/2015 21:26			
Sample ID:	15010645-01AGS	Units : µg/L	Run ID: MSD_15_150107A				Prep Date: 01/07/2015 21:26			
Analyte	Result	PQL	SpkVal	SpkRefVal	%REC	LCL(ME)	UCL(ME)	RPDRefVal	%RPD(Limit)	Qual
TPH-P (GRO)	1610	250	2000		80	54	143			
Surr: 1,2-Dichloroethane-d4	43.7		50		87	70	130			
Surr: Toluene-d8	51.3		50		103	70	130			
Surr: 4-Bromofluorobenzene	54.6		50		109	70	130			

Sample Matrix Spike Duplicate		Type	Test Code: EPA Method SW8015B/C / SW8260B							
File ID: 15010729.D			Batch ID: MS15W0107B				Analysis Date: 01/07/2015 21:50			
Sample ID:	15010645-01AGSD	Units : µg/L	Run ID: MSD_15_150107A				Prep Date: 01/07/2015 21:50			
Analyte	Result	PQL	SpkVal	SpkRefVal	%REC	LCL(ME)	UCL(ME)	RPDRefVal	%RPD(Limit)	Qual
TPH-P (GRO)	1590	250	2000		79	54	143	1606	1.3(23)	
Surr: 1,2-Dichloroethane-d4	43.2		50		86	70	130			
Surr: Toluene-d8	52		50		104	70	130			
Surr: 4-Bromofluorobenzene	55.1		50		110	70	130			

### Comments:

Calculations are based off of raw (non-rounded) data. However, for reporting purposes, all QC data is rounded to three significant figures. Therefore, hand calculated values may differ slightly.

Reported in micrograms per Liter, per client request.



# Alpha Analytical, Inc.

255 Glendale Ave. • Suite 21 • Sparks, Nevada 89431-5778  
(775) 355-1044 • (775) 355-0406 FAX • 1-800-283-1183

Date:  
12-Jan-15

## QC Summary Report

Work Order:  
15010645

### Method Blank

File ID: 15010705.D

Type MBLK Test Code: EPA Method SW8260B

Batch ID: MS15W0107A

Analysis Date: 01/07/2015 12:10

Sample ID: MBLK MS15W0107A

Units: µg/L

Run ID: MSD\_15\_150107A

Prep Date: 01/07/2015 12:10

Analyte	Result	PQL	SpkVal	SpkRefVal	%REC	LCL(ME)	UCL(ME)	RPDRefVal	%RPD(Limit)	Qual
Vinyl chloride	ND	1								
Methyl tert-butyl ether (MTBE)	ND	0.5								
1,2-Dichloroethane	ND	1								
Benzene	ND	0.5								
Trichloroethene	ND	1								
Toluene	ND	0.5								
Tetrachloroethene	ND	1								
Ethylbenzene	ND	0.5								
m,p-Xylene	ND	0.5								
o-Xylene	ND	0.5								
Naphthalene	ND	2								
Surr: 1,2-Dichloroethane-d4	8.51		10		85	70	130			
Surr: Toluene-d8	10.2		10		102	70	130			
Surr: 4-Bromofluorobenzene	10.2		10		102	70	130			

### Laboratory Control Spike

File ID: 15010703.D

Type LCS Test Code: EPA Method SW8260B

Batch ID: MS15W0107A

Analysis Date: 01/07/2015 11:03

Sample ID: LCS MS15W0107A

Units: µg/L

Run ID: MSD\_15\_150107A

Prep Date: 01/07/2015 11:03

Analyte	Result	PQL	SpkVal	SpkRefVal	%REC	LCL(ME)	UCL(ME)	RPDRefVal	%RPD(Limit)	Qual
Methyl tert-butyl ether (MTBE)	7.74	0.5	10		77	63	137			
Benzene	10.6	0.5	10		106	70	130			
Trichloroethene	10.3	1	10		103	68	138			
Toluene	11.1	0.5	10		111	80	120			
Ethylbenzene	10.4	0.5	10		104	80	120			
m,p-Xylene	11.2	0.5	10		112	65	139			
o-Xylene	11.2	0.5	10		112	70	130			
Surr: 1,2-Dichloroethane-d4	8.27		10		83	70	130			
Surr: Toluene-d8	10.3		10		103	70	130			
Surr: 4-Bromofluorobenzene	11.1		10		111	70	130			

### Sample Matrix Spike

File ID: 15010726.D

Type MS Test Code: EPA Method SW8260B

Batch ID: MS15W0107A

Analysis Date: 01/07/2015 20:38

Sample ID: 15010645-01AMS

Units: µg/L

Run ID: MSD\_15\_150107A

Prep Date: 01/07/2015 20:38

Analyte	Result	PQL	SpkVal	SpkRefVal	%REC	LCL(ME)	UCL(ME)	RPDRefVal	%RPD(Limit)	Qual
Methyl tert-butyl ether (MTBE)	48.5	1.3	50	0	97	56	140			
Benzene	56.4	1.3	50	0	113	67	134			
Trichloroethene	50.8	2.5	50	0	102	68	138			
Toluene	56.1	1.3	50	0	112	38	130			
Ethylbenzene	50.5	1.3	50	0	101	70	130			
m,p-Xylene	54.5	1.3	50	0.83	107	65	139			
o-Xylene	55.5	1.3	50	0	111	69	130			
Surr: 1,2-Dichloroethane-d4	42.5		50		85	70	130			
Surr: Toluene-d8	51.6		50		103	70	130			
Surr: 4-Bromofluorobenzene	53.7		50		107	70	130			

### Sample Matrix Spike Duplicate

File ID: 15010727.D

Type MSD Test Code: EPA Method SW8260B

Batch ID: MS15W0107A

Analysis Date: 01/07/2015 21:02

Sample ID: 15010645-01AMSD

Units: µg/L

Run ID: MSD\_15\_150107A

Prep Date: 01/07/2015 21:02

Analyte	Result	PQL	SpkVal	SpkRefVal	%REC	LCL(ME)	UCL(ME)	RPDRefVal	%RPD(Limit)	Qual
Methyl tert-butyl ether (MTBE)	45.3	1.3	50	0	91	56	140	48.45	6.6(40)	
Benzene	50	1.3	50	0	100	67	134	56.43	12.1(21)	
Trichloroethene	44.5	2.5	50	0	89	68	138	50.78	13.2(20)	
Toluene	49.1	1.3	50	0	98	38	130	56.07	13.2(20)	
Ethylbenzene	44.7	1.3	50	0	89	70	130	50.47	12.0(20)	
m,p-Xylene	48.6	1.3	50	0.83	95	65	139	54.5	11.5(20)	
o-Xylene	49.8	1.3	50	0	99.5	69	130	55.52	10.9(20)	
Surr: 1,2-Dichloroethane-d4	42.9		50		86	70	130			
Surr: Toluene-d8	51.1		50		102	70	130			
Surr: 4-Bromofluorobenzene	54.6		50		109	70	130			



# *Alpha Analytical, Inc.*

255 Glendale Ave. • Suite 21 • Sparks, Nevada 89431-5778  
(775) 355-1044 • (775) 355-0406 FAX • 1-800-283-1183

**Date:**  
*12-Jan-15*

## QC Summary Report

**Work Order:**  
15010645

**Comments:**

Calculations are based off of raw (non-rounded) data. However, for reporting purposes, all QC data is rounded to three significant figures. Therefore, hand calculated values may differ slightly.

Billing Information :

# CHAIN-OF-CUSTODY RECORD

# RUSH!

Page: 1 of 1

## CA

WorkOrder : STR15010645

Report Due By : 5:00 PM On : 08-Jan-15

**Alpha Analytical, Inc.**  
 255 Glendale Avenue, Suite 21 Sparks, Nevada 89431-5778  
 TEL: (775) 355-1044 FAX: (775) 355-0406

**Client:**  
 Stratus Environmental  
 3330 Cameron Park Drive  
 Suite 550  
 Cameron Park, CA 95682-8861

Report Attention	Phone Number	EEmail Address
Scott Bittinger	(530) 676-2062 x	sbittinger@stratusinc.net

EDD Required : Yes

Sampled by : C. Hill

PO :  
 Client's COC # : 16872 Job : Grit Auto

Cooler Temp	Samples Received	Date Printed
0 °C	06-Jan-15	06-Jan-15

QC Level : S3 = Final Rpt, MBLK, LCS, MS/MSD With Surrogates

Alpha Sample ID	Client Sample ID	Collection Matrix	No. of Bottles Alpha	Sub	TAT	Requested Tests							Sample Remarks		
						TPH/P_W	VOC_W								
STR15010645-01A	Grim W INF	AQ	01/05/15 09:25	6	0	2	GAS-C	8260 SPEC LIST_C							

Comments: 48 hrs TAT. Security seals intact. Frozen ice. Chain split into three work orders due to different TAT.:

Signature	Print Name	Company	Date/Time
	JESSICA ALVARADO	Alpha Analytical, Inc.	1/6/15 1118

NOTE: Samples are discarded 60 days after results are reported unless other arrangements are made. Hazardous samples will be returned to client or disposed of at client expense. The report for the analysis of the above samples is applicable only to those samples received by the laboratory with this COC. The liability of the laboratory is limited to the amount paid for the report.

Matrix Type : AQ(Aqueous) AR(Air) SO(Soil) WS(Waste) DW(Drinking Water) OT(Other) Bottle Type: L-Liter V-Voa S-Soil Jar O-Orbo T-Tedlar B-Brass P-Plastic OT-Other

Company: State's  
 Attn: Debra  
 Address: 3330 Canyon Dr  
 City, State, Zip: Canyonville, TN  
 Phone Number: 6306766004 Fax: 6306766004



Alpha Analytical, Inc.  
 Main Laboratory: 255 Glendale Ave, Suite 21 Sparks, NV 89431  
 Satellite Service Centers:  
 Northern CA: 9891 Horn Road, Suite C, Rancho Cordova, CA 95827  
 Southern CA: 1007 E. Dominguez St., Suite O, Carson, CA 90746  
 Northern NV: 1250 Lamolle Hwy., #310, Elko, NV 89801  
 Southern NV: 6255 McLeod Ave, Suite 24, Las Vegas, NV 89120

Phone: 775-355-1044  
 Fax: 775-355-0406  
 Phone: 916-366-9089  
 Phone: 714-386-2901  
 Phone: 775-388-7043  
 Phone: 702-281-4848

16872

Page # 1 of 1

Company: State's Job and Purchase Order Info: Job #: Grimit AHO Report Attention/Project Manager: SCFH QC Deliverable Info: EDD Required? Yes / No EDF Required? Yes / No  
 Address: \_\_\_\_\_ Job Name: \_\_\_\_\_ Email Address: \_\_\_\_\_ Global ID: J0600100667  
 City, State, Zip: \_\_\_\_\_ P.O. #: \_\_\_\_\_ Phone #: \_\_\_\_\_ Data Validation Packages: III or IV  
 Samples Collected from which State? (circle one) AR CA KS NV OR WA DOD Site Other Cell #: \_\_\_\_\_

Time Sampled (HH:MM)	Date Sampled (MM/DD)	Matrix* (See Key Below)	Lab ID Number (For Lab Use Only)	Sample Description	TAT	# Containers* (See Key Below)	Field Filtered?		Analysis Requested						Remarks
							Yes	No	GRD, BTEX	MTBE, 1,2DCA	Napthalene	XO's	PCE, TCE	Vinyl Chloride	
0929	1515	AQ	STR15010648-01	Grim W INT	72	6	X		X	X	X	X	X		
0922	)	)		Grim W GOLF	910	6	X		X	X	X	X	X		
0918	1515	)		Grim W EFF	24	6	X		X	X	X	X	X		

ADDITIONAL INSTRUCTIONS:

I (field sampler) attest to the validity and authenticity of this sample(s). I am aware that tampering with or intentionally mislabeling the sample location, date or time of collection is considered fraud and may be grounds for legal action. NAC 445.0636 (c) (2).

Sampled By: PHILL  
 Relinquished by: William Stanton Date: 1515 Time: 1206  
 Received by: Muysa T Date: 1-5-15 Time: 1206  
 Relinquished by: \_\_\_\_\_ Date: \_\_\_\_\_ Time: \_\_\_\_\_  
 Received by: [Signature] Date: 1/6/15 Time: 944  
 Relinquished by: \_\_\_\_\_ Date: \_\_\_\_\_ Time: \_\_\_\_\_  
 Received by: \_\_\_\_\_ Date: \_\_\_\_\_ Time: \_\_\_\_\_

\* Key: AQ - Aqueous WA - Waste OT - Other So-Soil \*\*L - Liter V - VOA S-Soil Jar O - Orbo T - Tedlar B - Brass P - Plastic OT - Other  
 NOTE: Samples are discarded 60 days after sample receipt unless other arrangements are made. Hazardous samples will be returned to client or disposed of at client expense. The report for the analysis of the above samples is applicable only to those samples received by the laboratory with this COC. The liability of the laboratory is limited to the amount paid for the report.



# Alpha Analytical, Inc.

255 Glendale Ave. • Suite 21 • Sparks, Nevada 89431-5778  
(775) 355-1044 • (775) 355-0406 FAX • 1-800-283-1183

## ANALYTICAL REPORT

Stratus Environmental  
3330 Cameron Park Drive  
Cameron Park, CA 956828861

Attn: Scott Bittinger  
Phone: (530) 676-2062  
Fax: (530) 676-6005  
Date Received : 01/06/15

Job: Grimit Auto

Total Petroleum Hydrocarbons - Purgeable (TPH-P) EPA Method SW8015B / SW8260B  
Volatile Organic Compounds (VOCs) EPA Method SW8260B

Parameter	Concentration	Reporting Limit	Date Extracted	Date Analyzed
Client ID : Grim W GAC1				
Lab ID : STR15010648-01A	TPH-P (GRO)	ND	01/07/15	01/07/15
Date Sampled 01/05/15 09:22	Vinyl chloride	ND	01/07/15	01/07/15
	Methyl tert-butyl ether (MTBE)	ND	01/07/15	01/07/15
	1,2-Dichloroethane	ND	01/07/15	01/07/15
	Benzene	ND	01/07/15	01/07/15
	Trichloroethene	ND	01/07/15	01/07/15
	Toluene	ND	01/07/15	01/07/15
	Tetrachloroethene	ND	01/07/15	01/07/15
	Ethylbenzene	ND	01/07/15	01/07/15
	m,p-Xylene	ND	01/07/15	01/07/15
	o-Xylene	ND	01/07/15	01/07/15
	Naphthalene	ND	01/07/15	01/07/15

### Gasoline Range Organics (GRO) C4-C13

ND = Not Detected

Reported in micrograms per Liter, per client request.



*Roger Scholl*     *Randy Gardner*     *Walter Hinchman*  
Roger L. Scholl, Ph.D., Laboratory Director • Randy Gardner, Laboratory Manager • Walter Hinchman, Quality Assurance Officer  
Sacramento, CA • (916) 366-9089 / Las Vegas, NV • (702) 281-4848 / Carson, CA • (714) 386-2901 / info@alpha-analytical.com

Alpha Analytical, Inc. certifies that the test results meet all requirements of NELAC unless footnoted otherwise.

Statement of Data Authenticity : Alpha Analytical, Inc. attests that the data reported has not been altered in any way.



*PS*

1/13/15

Report Date

Alpha Analytical, Inc. currently holds appropriate and available California (#2019) and NELAC (01154CA) certifications for the data reported. Test results relate only to reported samples.





# Alpha Analytical, Inc.

255 Glendale Ave. • Suite 21 • Sparks, Nevada 89431-5778  
(775) 355-1044 • (775) 355-0406 FAX • 1-800-283-1183

## VOC Sample Preservation Report

**Work Order:** STR15010648

**Job:** Gritmit Auto

Alpha's Sample ID	Client's Sample ID	Matrix	pH
15010648-01A	Grim W GAC1	Aqueous	2

1/13/15  
**Report Date**



# Alpha Analytical, Inc.

255 Glendale Ave. • Suite 21 • Sparks, Nevada 89431-5778  
(775) 355-1044 • (775) 355-0406 FAX • 1-800-283-1183

Date:  
13-Jan-15

## QC Summary Report

Work Order:  
15010648

### Method Blank

Type MBLK Test Code: EPA Method SW8015B/C / SW8260B

File ID: 15010707.D

Batch ID: MS09W0107B

Analysis Date: 01/07/2015 13:41

Sample ID: MBLK MS09W0107B

Units: µg/L

Run ID: MSD\_09\_150107A

Prep Date: 01/07/2015 13:41

Analyte	Result	PQL	SpkVal	SpkRefVal	%REC	LCL(ME)	UCL(ME)	RPDRefVal	%RPD(Limit)	Qual
TPH-P (GRO)	ND	50								
Surr: 1,2-Dichloroethane-d4	8.87		10		89	70	130			
Surr: Toluene-d8	10.7		10		107	70	130			
Surr: 4-Bromofluorobenzene	10.1		10		101	70	130			

### Laboratory Control Spike

Type LCS Test Code: EPA Method SW8015B/C / SW8260B

File ID: 15010706.D

Batch ID: MS09W0107B

Analysis Date: 01/07/2015 13:11

Sample ID: GLCS MS09W0107B

Units: µg/L

Run ID: MSD\_09\_150107A

Prep Date: 01/07/2015 13:11

Analyte	Result	PQL	SpkVal	SpkRefVal	%REC	LCL(ME)	UCL(ME)	RPDRefVal	%RPD(Limit)	Qual
TPH-P (GRO)	364	50	400		91	70	130			
Surr: 1,2-Dichloroethane-d4	8.24		10		82	70	130			
Surr: Toluene-d8	10.7		10		107	70	130			
Surr: 4-Bromofluorobenzene	10.8		10		108	70	130			

### Sample Matrix Spike

Type MS Test Code: EPA Method SW8015B/C / SW8260B

File ID: 15010720.D

Batch ID: MS09W0107B

Analysis Date: 01/07/2015 18:51

Sample ID: 15010648-01AGS

Units: µg/L

Run ID: MSD\_09\_150107A

Prep Date: 01/07/2015 18:51

Analyte	Result	PQL	SpkVal	SpkRefVal	%REC	LCL(ME)	UCL(ME)	RPDRefVal	%RPD(Limit)	Qual
TPH-P (GRO)	2280	250	2000		0 114	54	143			
Surr: 1,2-Dichloroethane-d4	47.8		50		96	70	130			
Surr: Toluene-d8	49.1		50		98	70	130			
Surr: 4-Bromofluorobenzene	53.1		50		106	70	130			

### Sample Matrix Spike Duplicate

Type MSD Test Code: EPA Method SW8015B/C / SW8260B

File ID: 15010721.D

Batch ID: MS09W0107B

Analysis Date: 01/07/2015 19:15

Sample ID: 15010648-01AGSD

Units: µg/L

Run ID: MSD\_09\_150107A

Prep Date: 01/07/2015 19:15

Analyte	Result	PQL	SpkVal	SpkRefVal	%REC	LCL(ME)	UCL(ME)	RPDRefVal	%RPD(Limit)	Qual
TPH-P (GRO)	2410	250	2000		0 121	54	143	2280	5.6(23)	
Surr: 1,2-Dichloroethane-d4	46.3		50		93	70	130			
Surr: Toluene-d8	50.1		50		100	70	130			
Surr: 4-Bromofluorobenzene	53.8		50		108	70	130			

### Comments:

Calculations are based off of raw (non-rounded) data. However, for reporting purposes, all QC data is rounded to three significant figures. Therefore, hand calculated values may differ slightly.

Reported in micrograms per Liter, per client request.



# Alpha Analytical, Inc.

255 Glendale Ave. • Suite 21 • Sparks, Nevada 89431-5778  
(775) 355-1044 • (775) 355-0406 FAX • 1-800-283-1183

Date:  
13-Jan-15

## QC Summary Report

Work Order:  
15010648

### Method Blank

Type MBLK Test Code: EPA Method SW8260B

File ID: 15010707.D

Batch ID: MS09W0107A

Analysis Date: 01/07/2015 13:41

Sample ID: MBLK MS09W0107A

Units: µg/L

Run ID: MSD\_09\_150107A

Prep Date: 01/07/2015 13:41

Analyte	Result	PQL	SpkVal	SpkRefVal	%REC	LCL(ME)	UCL(ME)	RPDRefVal	%RPD(Limit)	Qual
Vinyl chloride	ND	1								
Methyl tert-butyl ether (MTBE)	ND	0.5								
1,2-Dichloroethane	ND	1								
Benzene	ND	0.5								
Trichloroethene	ND	1								
Toluene	ND	0.5								
Tetrachloroethene	ND	1								
Ethylbenzene	ND	0.5								
m,p-Xylene	ND	0.5								
o-Xylene	ND	0.5								
Naphthalene	ND	2								
Surr: 1,2-Dichloroethane-d4	8.87		10		89	70	130			
Surr: Toluene-d8	10.7		10		107	70	130			
Surr: 4-Bromofluorobenzene	10.1		10		101	70	130			

### Laboratory Control Spike

Type LCS Test Code: EPA Method SW8260B

File ID: 15010705.D

Batch ID: MS09W0107A

Analysis Date: 01/07/2015 12:23

Sample ID: LCS MS09W0107A

Units: µg/L

Run ID: MSD\_09\_150107A

Prep Date: 01/07/2015 12:23

Analyte	Result	PQL	SpkVal	SpkRefVal	%REC	LCL(ME)	UCL(ME)	RPDRefVal	%RPD(Limit)	Qual
Methyl tert-butyl ether (MTBE)	7.72	0.5	10		77	63	137			
Benzene	9.39	0.5	10		94	70	130			
Trichloroethene	8.71	1	10		87	68	138			
Toluene	9.11	0.5	10		91	80	120			
Ethylbenzene	9.89	0.5	10		99	80	120			
m,p-Xylene	8.68	0.5	10		87	65	139			
o-Xylene	8.74	0.5	10		87	70	130			
Surr: 1,2-Dichloroethane-d4	9.28		10		93	70	130			
Surr: Toluene-d8	10		10		100	70	130			
Surr: 4-Bromofluorobenzene	9.95		10		100	70	130			

### Sample Matrix Spike

Type MS Test Code: EPA Method SW8260B

File ID: 15010718.D

Batch ID: MS09W0107A

Analysis Date: 01/07/2015 18:03

Sample ID: 15010648-01AMS

Units: µg/L

Run ID: MSD\_09\_150107A

Prep Date: 01/07/2015 18:03

Analyte	Result	PQL	SpkVal	SpkRefVal	%REC	LCL(ME)	UCL(ME)	RPDRefVal	%RPD(Limit)	Qual
Methyl tert-butyl ether (MTBE)	39.8	1.3	50	0	80	56	140			
Benzene	52.4	1.3	50	0	105	67	134			
Trichloroethene	48.7	2.5	50	0	97	68	138			
Toluene	52.4	1.3	50	0	105	38	130			
Ethylbenzene	56.6	1.3	50	0	113	70	130			
m,p-Xylene	48.1	1.3	50	0	96	65	139			
o-Xylene	47.3	1.3	50	0	95	69	130			
Surr: 1,2-Dichloroethane-d4	49.2		50		98	70	130			
Surr: Toluene-d8	48.9		50		98	70	130			
Surr: 4-Bromofluorobenzene	50.8		50		102	70	130			

### Sample Matrix Spike Duplicate

Type MSD Test Code: EPA Method SW8260B

File ID: 15010719.D

Batch ID: MS09W0107A

Analysis Date: 01/07/2015 18:27

Sample ID: 15010648-01AMSD

Units: µg/L

Run ID: MSD\_09\_150107A

Prep Date: 01/07/2015 18:27

Analyte	Result	PQL	SpkVal	SpkRefVal	%REC	LCL(ME)	UCL(ME)	RPDRefVal	%RPD(Limit)	Qual
Methyl tert-butyl ether (MTBE)	44	1.3	50	0	88	56	140	39.8	10.0(40)	
Benzene	55.8	1.3	50	0	112	67	134	52.36	6.4(21)	
Trichloroethene	51.1	2.5	50	0	102	68	138	48.71	4.9(20)	
Toluene	54.8	1.3	50	0	110	38	130	52.4	4.5(20)	
Ethylbenzene	59	1.3	50	0	118	70	130	56.64	4.1(20)	
m,p-Xylene	50.4	1.3	50	0	101	65	139	48.11	4.6(20)	
o-Xylene	50.2	1.3	50	0	100	69	130	47.33	5.9(20)	
Surr: 1,2-Dichloroethane-d4	48.7		50		97	70	130			
Surr: Toluene-d8	48.7		50		97	70	130			
Surr: 4-Bromofluorobenzene	49.9		50		99.8	70	130			



# *Alpha Analytical, Inc.*

255 Glendale Ave. • Suite 21 • Sparks, Nevada 89431-5778  
(775) 355-1044 • (775) 355-0406 FAX • 1-800-283-1183

**Date:**  
13-Jan-15

## QC Summary Report

**Work Order:**  
15010648

**Comments:**

Calculations are based off of raw (non-rounded) data. However, for reporting purposes, all QC data is rounded to three significant figures. Therefore, hand calculated values may differ slightly.

Billing Information :

# CHAIN-OF-CUSTODY RECORD

# CA

WorkOrder : STR15010648

Report Due By : 5:00 PM On : 13-Jan-15

**Alpha Analytical, Inc.**  
 255 Glendale Avenue, Suite 21 Sparks, Nevada 89431-5778  
 TEL: (775) 355-1044 FAX: (775) 355-0406

Client:  
 Stratus Environmental  
 3330 Cameron Park Drive  
 Suite 550  
 Cameron Park, CA 95682-8861

Report Attention	Phone Number	E Mail Address
Scott Bittinger	(530) 676-2062 x	sbittinger@stratusinc.net

EDD Required : Yes

Sampled by : C. Hill


PO :  
 Client's COC # : 16872 Job : Grit Auto

Cooler Temp	Samples Received	Date Printed
0 °C	06-Jan-15	06-Jan-15

QC Level : S3 = Final Rpt, MBLK, LCS, MS/MSD With Surrogates

Alpha Sample ID	Client Sample ID	Collection Matrix	No. of Bottles Alpha Sub TAT	Requested Tests								Sample Remarks	
				TPH/P_W	VOC_W								
STR15010648-01A	Grim W GAC1	AQ 01/05/15 09:22	6 0 5	GAS-C	8260 SPEC LIST_C								


Comments: Security seals intact. Frozen ice. Chain split into three work orders due to different TAT. :

Signature	Print Name	Company	Date/Time
	JESSICA ALVARADO	Alpha Analytical, Inc.	1/14/15 1302

NOTE: Samples are discarded 60 days after results are reported unless other arrangements are made. Hazardous samples will be returned to client or disposed of at client expense. The report for the analysis of the above samples is applicable only to those samples received by the laboratory with this COC. The liability of the laboratory is limited to the amount paid for the report.

Matrix Type : AQ(Aqueous) AR(Air) SO(Soil) WS(Waste) DW(Drinking Water) OT(Other) Bottle Type: L-Liter V-Voa S-Soil Jar O-Orbo T-Tedlar B-Brass P-Plastic OT-Other

Billing Information:  
 Company: State's  
 Attn: Debra  
 Address: 3330 Diamond Pl  
 City, State, Zip: Lincoln NE  
 Phone Number: 5306766004 Fax: 5306766005



Alpha Analytical, Inc.  
 Main Laboratory: 255 Glendale Ave, Suite 21 Sparks, NV 89431  
 Satellite Service Centers:  
 Northern CA: 9991 Hom Road, Suite C, Rancho Cordova, CA 95827  
 Southern CA: 1007 E. Dominguez St., Suite O, Carson, CA 90746  
 Northern NV: 1250 Lamotte Hwy., #310, Elko, NV 89801  
 Southern NV: 6255 McLeod Ave, Suite 24, Las Vegas, NV 89120

Phone: 775-355-1044  
 Fax: 775-355-0406  
 Phone: 916-366-9089  
 Phone: 714-386-2901  
 Phone: 775-388-7043  
 Phone: 702-281-4848

16872

Page # 1 of 1

Company: State's  
 Address: \_\_\_\_\_  
 City, State, Zip: \_\_\_\_\_

Job # \_\_\_\_\_  
 Job Name: Gravit Auto  
 P.O. #: \_\_\_\_\_

Name: Scott  
 Email Address: \_\_\_\_\_  
 Phone #: \_\_\_\_\_  
 Cell #: \_\_\_\_\_

QC Deliverable Info:  
 EDD Required? Yes / No \_\_\_\_\_ EDF Required? Yes / No \_\_\_\_\_  
 Global ID: J0600100667  
 Data Validation Packages: III or IV

Samples Collected from which State? (circle one) AR CA KS NV OR WA DOD Site Other

Time Sampled (HHMM)	Date Sampled (MM/DD)	Matrix (See Key Below)	Lab ID Number (For Lab Use Only)	Sample Description	TAT	# Containers* (See Key Below)	Field Filtered?		Analysis Requested						Remarks
							Yes	No	GRO, BTEX	MTBE, 1,2DCA	Naphthalene	Vol's PCB, TCE	Vinyl Chloride		
0929	1515	ARL		Grav W INF	72	6	X		X	X	X	X	X		
0922	)	)	SW-1501048-DIA	Grav W GOLF	91D	6	X		X	X	X	X	X		
0918	1515	)		Grav W EFF	24	6	X		X	X	X	X	X		

ADDITIONAL INSTRUCTIONS:

I (field sampler) attest to the validity and authenticity of this sample(s). I am aware that tampering with or intentionally mislabeling the sample location, date or time of collection is considered fraud and may be grounds for legal action. NAC 445.0636 (c) (2).

Sampled By: <u>Bill</u>	Date: <u>1515</u>	Time: <u>1206</u>	Received by: (Signature/Affiliation): <u>Muysa T</u>	Date: <u>1-5-15</u>	Time: <u>1206</u>
Relinquished by: (Signature/Affiliation): <u>Bill</u>	Date: _____	Time: _____	Received by: (Signature/Affiliation): <u>[Signature]</u>	Date: <u>1/6/15</u>	Time: <u>944</u>
Relinquished by: (Signature/Affiliation): _____	Date: _____	Time: _____	Received by: (Signature/Affiliation): _____	Date: _____	Time: _____

\* Key: AQ - Aqueous WA - Waste OT - Other So-Soil \*\* L - Liter V - VOA S-Soil Jar O - Orbo T - Tedlar B - Brass P - Plastic OT - Other  
 NOTE: Samples are discarded 60 days after sample receipt unless other arrangements are made. Hazardous samples will be returned to client or disposed of at client expense. The report for the analysis of the above samples is applicable only to those samples received by the laboratory with this COC. The liability of the laboratory is limited to the amount paid for the report.



# Alpha Analytical, Inc.

255 Glendale Ave. • Suite 21 • Sparks, Nevada 89431-5778  
(775) 355-1044 • (775) 355-0406 FAX • 1-800-283-1183

## ANALYTICAL REPORT

Stratus Environmental  
3330 Cameron Park Drive  
Cameron Park, CA 956828861

Attn: Scott Bittinger  
Phone: (530) 676-2062  
Fax: (530) 676-6005  
Date Received : 01/06/15

Job: Grit Auto

Total Petroleum Hydrocarbons - Purgeable (TPH-P) EPA Method SW8015B / SW8260B  
Volatile Organic Compounds (VOCs) EPA Method SW8260B

Parameter	Concentration	Reporting Limit	Date Extracted	Date Analyzed
Client ID : Grim W EFF				
Lab ID : STR15010642-01A				
Date Sampled 01/05/15 09:18				
TPH-P (GRO)	ND	50 µg/L	01/06/15	01/06/15
Vinyl chloride	ND	1.0 µg/L	01/06/15	01/06/15
Methyl tert-butyl ether (MTBE)	ND	0.50 µg/L	01/06/15	01/06/15
1,2-Dichloroethane	ND	1.0 µg/L	01/06/15	01/06/15
Benzene	ND	0.50 µg/L	01/06/15	01/06/15
Trichloroethene	ND	1.0 µg/L	01/06/15	01/06/15
Toluene	ND	0.50 µg/L	01/06/15	01/06/15
Tetrachloroethene	ND	1.0 µg/L	01/06/15	01/06/15
Ethylbenzene	ND	0.50 µg/L	01/06/15	01/06/15
m,p-Xylene	ND	0.50 µg/L	01/06/15	01/06/15
o-Xylene	ND	0.50 µg/L	01/06/15	01/06/15
Naphthalene	ND	2.0 µg/L	01/06/15	01/06/15

Gasoline Range Organics (GRO) C4-C13

ND = Not Detected

Reported in micrograms per Liter, per client request.



*Roger Scholl*     *Randy Gardner*     *Walter Hinchman*  
Roger L. Scholl, Ph.D., Laboratory Director • Randy Gardner, Laboratory Manager • Walter Hinchman, Quality Assurance Officer  
Sacramento, CA • (916) 366-9089 / Las Vegas, NV • (702) 281-4848 / Carson, CA • (714) 386-2901 / info@alpha-analytical.com

Alpha Analytical, Inc. certifies that the test results meet all requirements of NELAC unless footnoted otherwise.

Statement of Data Authenticity : Alpha Analytical, Inc. attests that the data reported has not been altered in any way.



*JS*  
1/6/15

Alpha Analytical, Inc. currently holds appropriate and available California (#2019) and NELAC (01154CA) certifications for the data reported. Test results relate only to reported samples.

**Report Date**



# Alpha Analytical, Inc.

255 Glendale Ave. • Suite 21 • Sparks, Nevada 89431-5778  
(775) 355-1044 • (775) 355-0406 FAX • 1-800-283-1183

---

## VOC Sample Preservation Report

**Work Order:** STR15010642

**Job:** Gritmit Auto

---

Alpha's Sample ID

Client's Sample ID

Matrix

pH

15010642-01A

Grim W EFF

Aqueous

2

---

1/6/15

**Report Date**





# Alpha Analytical, Inc.

255 Glendale Ave. • Suite 21 • Sparks, Nevada 89431-5778  
(775) 355-1044 • (775) 355-0406 FAX • 1-800-283-1183

Date:  
09-Jan-15

## QC Summary Report

Work Order:  
15010642

### Method Blank

File ID: 15010609.D

Type MBLK Test Code: EPA Method SW8015B/C / SW8260B

Batch ID: MS15W0106B

Analysis Date: 01/06/2015 14:17

Sample ID: MBLK MS15W0106B

Units: µg/L

Run ID: MSD\_15\_150106A

Prep Date: 01/06/2015 14:17

Analyte	Result	PQL	SpkVal	SpkRefVal	%REC	LCL(ME)	UCL(ME)	RPDRefVal	%RPD(Limit)	Qual
TPH-P (GRO)	ND	50								
Surr: 1,2-Dichloroethane-d4	9.78		10		98	70	130			
Surr: Toluene-d8	9.93		10		99	70	130			
Surr: 4-Bromofluorobenzene	10.1		10		101	70	130			

### Laboratory Control Spike

File ID: 15010608.D

Type LCS Test Code: EPA Method SW8015B/C / SW8260B

Batch ID: MS15W0106B

Analysis Date: 01/06/2015 13:49

Sample ID: GLCS MS15W0106B

Units: µg/L

Run ID: MSD\_15\_150106A

Prep Date: 01/06/2015 13:49

Analyte	Result	PQL	SpkVal	SpkRefVal	%REC	LCL(ME)	UCL(ME)	RPDRefVal	%RPD(Limit)	Qual
TPH-P (GRO)	370	50	400		92	70	130			
Surr: 1,2-Dichloroethane-d4	9.42		10		94	70	130			
Surr: Toluene-d8	10		10		100	70	130			
Surr: 4-Bromofluorobenzene	9.8		10		98	70	130			

### Sample Matrix Spike

File ID: 15010632.D

Type MS Test Code: EPA Method SW8015B/C / SW8260B

Batch ID: MS15W0106B

Analysis Date: 01/06/2015 23:31

Sample ID: 15010642-01AGS

Units: µg/L

Run ID: MSD\_15\_150106A

Prep Date: 01/06/2015 23:31

Analyte	Result	PQL	SpkVal	SpkRefVal	%REC	LCL(ME)	UCL(ME)	RPDRefVal	%RPD(Limit)	Qual
TPH-P (GRO)	1600	250	2000		80	54	143			
Surr: 1,2-Dichloroethane-d4	46.3		50		93	70	130			
Surr: Toluene-d8	49.4		50		99	70	130			
Surr: 4-Bromofluorobenzene	51.7		50		103	70	130			

### Sample Matrix Spike Duplicate

File ID: 15010633.D

Type MSD Test Code: EPA Method SW8015B/C / SW8260B

Batch ID: MS15W0106B

Analysis Date: 01/06/2015 23:55

Sample ID: 15010642-01AGSD

Units: µg/L

Run ID: MSD\_15\_150106A

Prep Date: 01/06/2015 23:55

Analyte	Result	PQL	SpkVal	SpkRefVal	%REC	LCL(ME)	UCL(ME)	RPDRefVal	%RPD(Limit)	Qual
TPH-P (GRO)	1710	250	2000		85	54	143	1596	6.9(23)	
Surr: 1,2-Dichloroethane-d4	47.3		50		95	70	130			
Surr: Toluene-d8	50		50		99.9	70	130			
Surr: 4-Bromofluorobenzene	52.6		50		105	70	130			

### Comments:

Calculations are based off of raw (non-rounded) data. However, for reporting purposes, all QC data is rounded to three significant figures. Therefore, hand calculated values may differ slightly.

Reported in micrograms per Liter, per client request.



# Alpha Analytical, Inc.

255 Glendale Ave. • Suite 21 • Sparks, Nevada 89431-5778  
(775) 355-1044 • (775) 355-0406 FAX • 1-800-283-1183

Date:  
09-Jan-15

## QC Summary Report

Work Order:  
15010642

### Method Blank

Type MBLK Test Code: EPA Method SW8260B

File ID: 15010609.D

Batch ID: MS15W0106A

Analysis Date: 01/06/2015 14:17

Sample ID: MBLK MS15W0106A

Units: µg/L

Run ID: MSD\_15\_150106A

Prep Date: 01/06/2015 14:17

Analyte	Result	PQL	SpkVal	SpkRefVal	%REC	LCL(ME)	UCL(ME)	RPDRefVal	%RPD(Limit)	Qual
Vinyl chloride	ND	1								
Methyl tert-butyl ether (MTBE)	ND	0.5								
1,2-Dichloroethane	ND	1								
Benzene	ND	0.5								
Trichloroethene	ND	1								
Toluene	ND	0.5								
Tetrachloroethene	ND	1								
Ethylbenzene	ND	0.5								
m,p-Xylene	ND	0.5								
o-Xylene	ND	0.5								
Naphthalene	ND	2								
Surr: 1,2-Dichloroethane-d4	9.78		10		98	70	130			
Surr: Toluene-d8	9.93		10		99	70	130			
Surr: 4-Bromofluorobenzene	10.1		10		101	70	130			

### Laboratory Control Spike

Type LCS Test Code: EPA Method SW8260B

File ID: 15010607.D

Batch ID: MS15W0106A

Analysis Date: 01/06/2015 13:16

Sample ID: LCS MS15W0106A

Units: µg/L

Run ID: MSD\_15\_150106A

Prep Date: 01/06/2015 13:16

Analyte	Result	PQL	SpkVal	SpkRefVal	%REC	LCL(ME)	UCL(ME)	RPDRefVal	%RPD(Limit)	Qual
Methyl tert-butyl ether (MTBE)	9.43	0.5	10		94	63	137			
Benzene	10.4	0.5	10		104	70	130			
Trichloroethene	10.1	1	10		101	68	138			
Toluene	10.5	0.5	10		105	80	120			
Ethylbenzene	10.2	0.5	10		102	80	120			
m,p-Xylene	10.8	0.5	10		108	65	139			
o-Xylene	10.9	0.5	10		109	70	130			
Surr: 1,2-Dichloroethane-d4	10.1		10		101	70	130			
Surr: Toluene-d8	9.9		10		99	70	130			
Surr: 4-Bromofluorobenzene	10.4		10		104	70	130			

### Sample Matrix Spike

Type MS Test Code: EPA Method SW8260B

File ID: 15010630.D

Batch ID: MS15W0106A

Analysis Date: 01/06/2015 22:43

Sample ID: 15010642-01AMS

Units: µg/L

Run ID: MSD\_15\_150106A

Prep Date: 01/06/2015 22:43

Analyte	Result	PQL	SpkVal	SpkRefVal	%REC	LCL(ME)	UCL(ME)	RPDRefVal	%RPD(Limit)	Qual
Methyl tert-butyl ether (MTBE)	47.9	1.3	50	0	96	56	140			
Benzene	52.9	1.3	50	0	106	67	134			
Trichloroethene	47.7	2.5	50	0	95	68	138			
Toluene	51	1.3	50	0	102	38	130			
Ethylbenzene	46	1.3	50	0	92	70	130			
m,p-Xylene	49.1	1.3	50	0	98	65	139			
o-Xylene	52.2	1.3	50	0	104	69	130			
Surr: 1,2-Dichloroethane-d4	46.3		50		93	70	130			
Surr: Toluene-d8	50.2		50		100	70	130			
Surr: 4-Bromofluorobenzene	53.7		50		107	70	130			

### Sample Matrix Spike Duplicate

Type MSD Test Code: EPA Method SW8260B

File ID: 15010631.D

Batch ID: MS15W0106A

Analysis Date: 01/06/2015 23:07

Sample ID: 15010642-01AMSD

Units: µg/L

Run ID: MSD\_15\_150106A

Prep Date: 01/06/2015 23:07

Analyte	Result	PQL	SpkVal	SpkRefVal	%REC	LCL(ME)	UCL(ME)	RPDRefVal	%RPD(Limit)	Qual
Methyl tert-butyl ether (MTBE)	54	1.3	50	0	108	56	140	47.91	11.9(40)	
Benzene	54.6	1.3	50	0	109	67	134	52.89	3.1(21)	
Trichloroethene	47.5	2.5	50	0	95	68	138	47.67	0.3(20)	
Toluene	51.8	1.3	50	0	104	38	130	50.99	1.5(20)	
Ethylbenzene	46.2	1.3	50	0	92	70	130	45.99	0.5(20)	
m,p-Xylene	49.7	1.3	50	0	99	65	139	49.13	1.2(20)	
o-Xylene	52.9	1.3	50	0	106	69	130	52.24	1.2(20)	
Surr: 1,2-Dichloroethane-d4	45.5		50		91	70	130			
Surr: Toluene-d8	51.2		50		102	70	130			
Surr: 4-Bromofluorobenzene	53.6		50		107	70	130			



# *Alpha Analytical, Inc.*

255 Glendale Ave. • Suite 21 • Sparks, Nevada 89431-5778

(775) 355-1044 • (775) 355-0406 FAX • 1-800-283-1183

**Date:**  
*09-Jan-15*

## QC Summary Report

**Work Order:**  
15010642

**Comments:**

Calculations are based off of raw (non-rounded) data. However, for reporting purposes, all QC data is rounded to three significant figures. Therefore, hand calculated values may differ slightly.

Billing Information :

# CHAIN-OF-CUSTODY RECORD

**CA RUSH!** Page: 1 of 1

**Alpha Analytical, Inc.**  
 255 Glendale Avenue, Suite 21 Sparks, Nevada 89431-5778  
 TEL: (775) 355-1044 FAX: (775) 355-0406

**WorkOrder : STR15010642**  
**Report Due By : 5:00 PM On : 06-Jan-15**

**Client:**  
Stratus Environmental  
3330 Cameron Park Drive  
Suite 550  
Cameron Park, CA 95682-8861

Report Attention	Phone Number	E-Mail Address
Scott Bittinger	(530) 676-2062 x	sbittinger@stratusinc.net

EDD Required : Yes

Sampled by : C. Hill

**PO :**  
Client's COC # : 16872 Job : Gritmit Auto

Cooler Temp	Samples Received	Date Printed
0 °C	06-Jan-15	06-Jan-15

**QC Level : S3 = Final Rpt, MBLK, LCS, MS/MSD With Surrogates**

Alpha Sample ID	Client Sample ID	Collection Matrix	No. of Bottles Alpha Sub TAT	Requested Tests								Sample Remarks	
				TPH/P_W	VOC_W								
STR15010642-01A	Grim W EFF	AQ 01/05/15 09:18	6 0 0	GAS-C	8260 SPEC LIST_C								

**Comments:** ASAP TAT. Security seals intact. Frozen ice. Chain split into three work orders due to different TAT. :

Signature	Print Name	Company	Date/Time
	JESSICA ALVARADO	Alpha Analytical, Inc.	1/6/15 10:25

**NOTE:** Samples are discarded 60 days after results are reported unless other arrangements are made. Hazardous samples will be returned to client or disposed of at client expense. The report for the analysis of the above samples is applicable only to those samples received by the laboratory with this COC. The liability of the laboratory is limited to the amount paid for the report.

**Matrix Type :** AQ(Aqueous) AR(Air) SO(Soil) WS(Waste) DW(Drinking Water) OT(Other) **Bottle Type:** L-Liter V-Voa S-Soil Jar O-Orbo T-Tedlar B-Brass P-Plastic OT-Other

Company: State's  
 Attn: Debra  
 Address: 3330 Canyon Dr  
 City, State, Zip: Carson, NV  
 Phone Number: 702-276-6004 Fax: 702-276-6005



Alpha Analytical, Inc.  
 Main Laboratory: 255 Glendale Ave, Suite 21 Sparks, NV 89431  
 Satellite Service Centers:  
 Northern CA: 9891 Hom Road, Suite C, Rancho Cordova, CA 95827  
 Southern CA: 1007 E. Dominguez St., Suite O, Carson, CA 90746  
 Northern NV: 1250 Lamoille Hwy., #310, Elko, NV 89801  
 Southern NV: 6255 McLeod Ave, Suite 24, Las Vegas, NV 89120

Phone: 775-355-1044  
 Fax: 775-355-0406  
 Phone: 916-366-9089  
 Phone: 714-366-2901  
 Phone: 775-388-7043  
 Phone: 702-281-4848

16872

Page # 1 of 1

Company: State's Job and Purchase Order Info: Job #: GRIMT AUTO Report Attention/Project Manager: SCPH QC Deliverable Info:  
 Address: \_\_\_\_\_ Job Name: \_\_\_\_\_ Email Address: \_\_\_\_\_ EDD Required? Yes / No EDF Required? Yes / No  
 City, State, Zip: \_\_\_\_\_ P.O. #: \_\_\_\_\_ Phone #: \_\_\_\_\_ Global ID: J0600100667  
 Samples Collected from which State? (circle one) AR CA KS NV OR WA DOD Site Other Cell #: \_\_\_\_\_ Data Validation Packages: III or IV

Time Sampled (HHMM)	Date Sampled (MM/DD)	Matrix (See Key Below)	Lab ID Number (For Lab Use Only)	Sample Description	TAT	# Containers* (See Key Below)	Field Filtered?		Analysis Requested						Remarks
							Yes	No	GRD, BTEX	MTBE, 1,2DCA	Naphthalene	Vol's	PCE, TCE	Vinyltoluene	
0929	1515	AR		GRIM W INF	72	6	X	X	X	X	X	X			
0922	)	)		GRIM W GRC I	91D	6	X	X	X	X	X	X			
0918	1515	)	OSTR191010612-DIA	GRIM W EFF	24	6	X	X	X	X	X	X			
			STR 15010612-DIA												

ADDITIONAL INSTRUCTIONS:

I (field sampler) attest to the validity and authenticity of this sample(s). I am aware that tampering with or intentionally mislabeling the sample location, date or time of collection is considered fraud and may be grounds for legal action. HAC 445.0636 (c) (2).

Sampled By: PHILL  
 Relinquished by (Signature/Affiliation): GRIMT Station Date: 1515 Time: 1206  
 Received by (Signature/Affiliation): Muysa T Date: 1-5-15 Time: 1206  
 Relinquished by (Signature/Affiliation): \_\_\_\_\_ Date: \_\_\_\_\_ Time: \_\_\_\_\_  
 Received by (Signature/Affiliation): [Signature] Date: 1/6/15 Time: 944

\* Key: AQ - Aqueous WA - Waste OT - Other So-Soil \*\* L - Liter V - VOA S-Soil Jar O - Orbo T - Tedlar B - Brass P - Plastic OT - Other  
 NOTE: Samples are discarded 60 days after sample receipt unless other arrangements are made. Hazardous samples will be returned to client or disposed of at client expense. The report for the analysis of the above samples is applicable only to those samples received by the laboratory with this COC. The liability of the laboratory is limited to the amount paid for the report.



# Alpha Analytical, Inc.

255 Glendale Ave. • Suite 21 • Sparks, Nevada 89431-5778  
(775) 355-1044 • (775) 355-0406 FAX • 1-800-283-1183

## ANALYTICAL REPORT

Stratus Environmental  
3330 Cameron Park Drive  
Cameron Park, CA 956828861

Attn: Scott Bittinger  
Phone: (530) 676-2062  
Fax: (530) 676-6005  
Date Received : 02/03/15

Job: Grit Auto

Total Petroleum Hydrocarbons - Purgeable (TPH-P) EPA Method SW8015B / SW8260B  
Volatile Organic Compounds (VOCs) EPA Method SW8260B

Parameter	Concentration	Reporting Limit	Date Extracted	Date Analyzed
Client ID : Grim W INF				
Lab ID : STR15020345-01A	TPH-P (GRO)	ND	50 µg/L	02/05/15
Date Sampled 02/02/15 08:35	Vinyl chloride	ND	1.0 µg/L	02/05/15
	Methyl tert-butyl ether (MTBE)	ND	0.50 µg/L	02/05/15
	1,2-Dichloroethane	ND	1.0 µg/L	02/05/15
	Benzene	ND	0.50 µg/L	02/05/15
	Trichloroethene	ND	1.0 µg/L	02/05/15
	Toluene	ND	0.50 µg/L	02/05/15
	Tetrachloroethene	ND	1.0 µg/L	02/05/15
	Ethylbenzene	ND	0.50 µg/L	02/05/15
	m,p-Xylene	ND	0.50 µg/L	02/05/15
	o-Xylene	ND	0.50 µg/L	02/05/15
	Naphthalene	ND	2.0 µg/L	02/05/15

### Gasoline Range Organics (GRO) C4-C13

ND = Not Detected

Reported in micrograms per Liter, per client request.



*Roger Scholl*     *Randy Gardner*     *Walter Hinchman*  
Roger L. Scholl, Ph.D., Laboratory Director • Randy Gardner, Laboratory Manager • Walter Hinchman, Quality Assurance Officer  
Sacramento, CA • (916) 366-9089 / Las Vegas, NV • (702) 281-4848 / Carson, CA • (714) 386-2901 / info@alpha-analytical.com

Alpha Analytical, Inc. certifies that the test results meet all requirements of NELAC unless footnoted otherwise.

Statement of Data Authenticity: Alpha Analytical, Inc. attests that the data reported has not been altered in any way.



*PS*  
2/6/15

Alpha Analytical, Inc. currently holds appropriate and available California (#2019) and NELAC (01154CA) certifications for the data reported. Test results relate only to reported samples.

**Report Date**



# Alpha Analytical, Inc.

255 Glendale Ave. • Suite 21 • Sparks, Nevada 89431-5778  
(775) 355-1044 • (775) 355-0406 FAX • 1-800-283-1183

---

## VOC Sample Preservation Report

---

Work Order: STR15020345

Job: Grimit Auto

---

Alpha's Sample ID	Client's Sample ID	Matrix	pH
15020345-01A	Grim W INF	Aqueous	2

---

2/6/15

Report Date

Page 1 of 1



# Alpha Analytical, Inc.

255 Glendale Ave. • Suite 21 • Sparks, Nevada 89431-5778  
(775) 355-1044 • (775) 355-0406 FAX • 1-800-283-1183

Date:  
10-Feb-15

## QC Summary Report

Work Order:  
15020345

Method Blank		Type	Test Code: EPA Method SW8015B/C / SW8260B							
File ID: 15020504.D		MBLK	Batch ID: MS09W0205B				Analysis Date: 02/05/2015 10:46			
Sample ID:	MBLK MS09150205B	Units: µg/L	Run ID: MSD_09_150205A				Prep Date: 02/05/2015 10:46			
Analyte	Result	PQL	SpkVal	SpkRefVal	%REC	LCL(ME)	UCL(ME)	RPDRefVal	%RPD(Limit)	Qual
TPH-P (GRO)	ND	50								
Surr: 1,2-Dichloroethane-d4	9.67		10		97	70	130			
Surr: Toluene-d8	10		10		100	70	130			
Surr: 4-Bromofluorobenzene	9.73		10		97	70	130			

Laboratory Control Spike		Type	Test Code: EPA Method SW8015B/C / SW8260B							
File ID: 15020503.D		LCS	Batch ID: MS09W0205B				Analysis Date: 02/05/2015 10:21			
Sample ID:	GLCS MS09W0205B	Units: µg/L	Run ID: MSD_09_150205A				Prep Date: 02/05/2015 10:21			
Analyte	Result	PQL	SpkVal	SpkRefVal	%REC	LCL(ME)	UCL(ME)	RPDRefVal	%RPD(Limit)	Qual
TPH-P (GRO)	381	50	400		95	70	130			
Surr: 1,2-Dichloroethane-d4	9.04		10		90	70	130			
Surr: Toluene-d8	10.1		10		101	70	130			
Surr: 4-Bromofluorobenzene	10.4		10		104	70	130			

Sample Matrix Spike		Type	Test Code: EPA Method SW8015B/C / SW8260B							
File ID: 15020518.D		MS	Batch ID: MS09W0205B				Analysis Date: 02/05/2015 16:21			
Sample ID:	15020349-01AGS	Units: µg/L	Run ID: MSD_09_150205A				Prep Date: 02/05/2015 16:21			
Analyte	Result	PQL	SpkVal	SpkRefVal	%REC	LCL(ME)	UCL(ME)	RPDRefVal	%RPD(Limit)	Qual
TPH-P (GRO)	1970	250	2000	0	98	54	143			
Surr: 1,2-Dichloroethane-d4	48.3		50		97	70	130			
Surr: Toluene-d8	48.6		50		97	70	130			
Surr: 4-Bromofluorobenzene	49.4		50		99	70	130			

Sample Matrix Spike Duplicate		Type	Test Code: EPA Method SW8015B/C / SW8260B							
File ID: 15020519.D		MSD	Batch ID: MS09W0205B				Analysis Date: 02/05/2015 16:45			
Sample ID:	15020349-01AGSD	Units: µg/L	Run ID: MSD_09_150205A				Prep Date: 02/05/2015 16:45			
Analyte	Result	PQL	SpkVal	SpkRefVal	%REC	LCL(ME)	UCL(ME)	RPDRefVal	%RPD(Limit)	Qual
TPH-P (GRO)	2200	250	2000	0	110	54	143	1966	11.1(23)	
Surr: 1,2-Dichloroethane-d4	48.7		50		97	70	130			
Surr: Toluene-d8	48.9		50		98	70	130			
Surr: 4-Bromofluorobenzene	50		50		99.9	70	130			

### Comments:

Calculations are based off of raw (non-rounded) data. However, for reporting purposes, all QC data is rounded to three significant figures. Therefore, hand calculated values may differ slightly.

Reported in micrograms per Liter, per client request.





# Alpha Analytical, Inc.

255 Glendale Ave. • Suite 21 • Sparks, Nevada 89431-5778  
(775) 355-1044 • (775) 355-0406 FAX • 1-800-283-1183

Date:  
10-Feb-15

## QC Summary Report

Work Order:  
15020345

### Method Blank

Type MBLK Test Code: EPA Method 624/8260

File ID: 15020504.D

Batch ID: MS09W0205A

Analysis Date: 02/05/2015 10:46

Sample ID: MBLK MS09W0205A

Units: µg/L

Run ID: MSD\_09\_150205A

Prep Date: 02/05/2015 10:46

Analyte	Result	PQL	SpkVal	SpkRefVal	%REC	LCL(ME)	UCL(ME)	RPDRefVal	%RPD(Limit)	Qual
Vinyl chloride	ND	1								
Methyl tert-butyl ether (MTBE)	ND	0.5								
1,2-Dichloroethane	ND	1								
Benzene	ND	0.5								
Trichloroethene	ND	1								
Toluene	ND	0.5								
Tetrachloroethene	ND	1								
Ethylbenzene	ND	0.5								
m,p-Xylene	ND	0.5								
o-Xylene	ND	0.5								
Naphthalene	ND	2								
Surr: 1,2-Dichloroethane-d4	9.67		10		97	70	130			
Surr: Toluene-d8	10		10		100	70	130			
Surr: 4-Bromofluorobenzene	9.73		10		97	70	130			

### Laboratory Control Spike

Type LCS Test Code: EPA Method 624/8260

File ID: 15020502.D

Batch ID: MS09W0205A

Analysis Date: 02/05/2015 09:43

Sample ID: LCS MS09W0205A

Units: µg/L

Run ID: MSD\_09\_150205A

Prep Date: 02/05/2015 09:43

Analyte	Result	PQL	SpkVal	SpkRefVal	%REC	LCL(ME)	UCL(ME)	RPDRefVal	%RPD(Limit)	Qual
Methyl tert-butyl ether (MTBE)	9.04	0.5	10		90	63	137			
Benzene	10.2	0.5	10		102	70	130			
Trichloroethene	10.3	1	10		103	68	138			
Toluene	9.77	0.5	10		98	80	120			
Ethylbenzene	10.1	0.5	10		101	80	120			
m,p-Xylene	10.3	0.5	10		103	65	139			
o-Xylene	10.4	0.5	10		104	70	130			
Surr: 1,2-Dichloroethane-d4	9.55		10		96	70	130			
Surr: Toluene-d8	9.87		10		99	70	130			
Surr: 4-Bromofluorobenzene	9.77		10		98	70	130			

### Sample Matrix Spike

Type MS Test Code: EPA Method 624/8260

File ID: 15020516.D

Batch ID: MS09W0205A

Analysis Date: 02/05/2015 15:34

Sample ID: 15020349-01AMS

Units: µg/L

Run ID: MSD\_09\_150205A

Prep Date: 02/05/2015 15:34

Analyte	Result	PQL	SpkVal	SpkRefVal	%REC	LCL(ME)	UCL(ME)	RPDRefVal	%RPD(Limit)	Qual
Methyl tert-butyl ether (MTBE)	46.9	1.3	50	0	94	56	140			
Benzene	51.3	1.3	50	0	103	67	134			
Trichloroethene	52.3	2.5	50	0	105	68	138			
Toluene	49.6	1.3	50	0	99	38	130			
Ethylbenzene	51.4	1.3	50	0	103	70	130			
m,p-Xylene	53.1	1.3	50	0	106	65	139			
o-Xylene	53.5	1.3	50	0	107	69	130			
Surr: 1,2-Dichloroethane-d4	49.8		50		99.6	70	130			
Surr: Toluene-d8	49.3		50		99	70	130			
Surr: 4-Bromofluorobenzene	48.3		50		97	70	130			

### Sample Matrix Spike Duplicate

Type MSD Test Code: EPA Method 624/8260

File ID: 15020517.D

Batch ID: MS09W0205A

Analysis Date: 02/05/2015 15:58

Sample ID: 15020349-01AMSD

Units: µg/L

Run ID: MSD\_09\_150205A

Prep Date: 02/05/2015 15:58

Analyte	Result	PQL	SpkVal	SpkRefVal	%REC	LCL(ME)	UCL(ME)	RPDRefVal	%RPD(Limit)	Qual
Methyl tert-butyl ether (MTBE)	48.3	1.3	50	0	97	56	140	46.88	3.0(40)	
Benzene	52.3	1.3	50	0	105	67	134	51.29	1.9(21)	
Trichloroethene	53.7	2.5	50	0	107	68	138	52.25	2.7(20)	
Toluene	50.5	1.3	50	0	101	38	130	49.63	1.7(20)	
Ethylbenzene	52.8	1.3	50	0	106	70	130	51.37	2.8(20)	
m,p-Xylene	53.7	1.3	50	0	107	65	139	53.05	1.3(20)	
o-Xylene	54.3	1.3	50	0	109	69	130	53.46	1.6(20)	
Surr: 1,2-Dichloroethane-d4	48.8		50		98	70	130			
Surr: Toluene-d8	48.7		50		97	70	130			
Surr: 4-Bromofluorobenzene	48		50		96	70	130			



# Alpha Analytical, Inc.

255 Glendale Ave. • Suite 21 • Sparks, Nevada 89431-5778

(775) 355-1044 • (775) 355-0406 FAX • 1-800-283-1183

**Date:**  
*10-Feb-15*

## QC Summary Report

**Work Order:**  
15020345

**Comments:**

Calculations are based off of raw (non-rounded) data. However, for reporting purposes, all QC data is rounded to three significant figures. Therefore, hand calculated values may differ slightly.

Billing Information :

# CHAIN-OF-CUSTODY RECORD

**CA RUSH!** Page 1 of 1

**Alpha Analytical, Inc.**  
 255 Glendale Avenue, Suite 21 Sparks, Nevada 89431-5778  
 TEL: (775) 355-1044 FAX: (775) 355-0406

**WorkOrder : STR15020345**  
**Report Due By : 5:00 PM On : 06-Feb-15**

**Client:**  
 Stratus Environmental  
 3330 Cameron Park Drive  
 Suite 550  
 Cameron Park, CA 95682-8861

Report Attention	Phone Number	E-Mail Address
Scott Bittinger	(530) 676-2062 x	sbittinger@stratusinc.net

EDD Required : Yes

Sampled by : C. Hill

PO :  
 Client's COC # : 16876 Job : Gritmit Auto

Cooler Temp	Samples Received	Date Printed
0 °C	03-Feb-15	03-Feb-15

QC Level : S3 = Final Rpt, MBLK, LCS, MS/MSD With Surrogates

Alpha Sample ID	Client Sample ID	Collection Matrix	No. of Bottles Alpha Sub TAT	Requested Tests							Sample Remarks	
				TPH/P_W	VOC_W							
STR15020345-01A	Grim W INF	AQ 02/02/15 08:35	6 0 3	GAS-C	BTEX/M/1-2DCA/Naph/PCE/TCE/VI nyl Cl_C							

Comments: 72hr TAT. Security seals intact. Frozen ice. Chain split into three separate due to different TAT. :

Logged in by:	Signature	Print Name	Company	Date/Time
		JESSICA ALVARADO	Alpha Analytical, Inc.	2/3/15 1025

NOTE: Samples are discarded 60 days after results are reported unless other arrangements are made. Hazardous samples will be returned to client or disposed of at client expense. The report for the analysis of the above samples is applicable only to those samples received by the laboratory with this COC. The liability of the laboratory is limited to the amount paid for the report.  
 Matrix Type : AQ(Aqueous) AR(Air) SO(Soil) WS(Waste) DW(Drinking Water) OT(Other) Bottle Type: L-Liter V-Voa S-Soil Jar O-Orbo T-Tedlar B-Brass P-Plastic OT-Other

Billing Information:  
 Company: Stank's  
 Attn: Dimitri  
 Address: 3350 Cummins Pk DR  
 City, State, Zip: Cummins Pk  
 Phone Number: 5306761004 Fax: 5306764004



Alpha Analytical, Inc.  
 Main Laboratory: 255 Glendale Ave, Suite 21 Sparks, NV 89431  
 Satellite Service Centers:  
 Northern CA: 9831 Horn Road, Suite C, Rancho Cordova, CA 95827  
 Southern CA: 1007 E. Dominguez St., Suite O, Carson, CA 90746  
 Northern NV: 1250 Lamoille Hwy., #310, Elko, NV 89801  
 Southern NV: 6255 McLeod Ave, Suite 24, Las Vegas, NV 89120

Phone: 775-355-1044  
 Fax: 775-355-0406  
 Phone: 916-366-9089  
 Phone: 714-386-2901  
 Phone: 775-388-7043  
 Phone: 702-281-4848

16876

Page # 1 of 1

Company: Stank's Job and Purchase Order Info: Job #: Carmit Auto Report Attention/Project Manager: SVH QC Deliverable Info: EDD Required? Yes / No EDF Required? Yes / No  
 Address: \_\_\_\_\_ Job Name: \_\_\_\_\_ Email Address: \_\_\_\_\_ Global ID: T0600100667  
 City, State, Zip: \_\_\_\_\_ P.O. #: \_\_\_\_\_ Phone #: \_\_\_\_\_ Cell #: \_\_\_\_\_ Data Validation Packages: III or IV

Samples Collected from which State? (circle one) AR CA KS NV OR WA DOD Site Other

Time Sampled (HHMM)	Date Sampled (MM/DD)	Matrix* (See Key Below)	Lab ID Number (For Lab Use Only)	Sample Description	TAT	# Containers* (See Key Below)	Field Filtered?		Analysis Requested						Remarks
							Yes	No	GRD, BXX	MTBE, 1, 2 DCA	napthalene	VOCS	PCB	TCF	
0835	2-2-15	AR	STR15020345-01A	Grm W INT	72	6	X	X	X	X	X	X	X	X	
0830	2-2-15	AR		Grm W GAC1	STD	6	X	X	X	X	X	X	X	X	
0825	2-2-15	AR		Grm W EFF	24	6	X	X	X	X	X	X	X	X	

ADDITIONAL INSTRUCTIONS:

I (field sampler) attest to the validity and authenticity of this sample(s). I am aware that tampering with or intentionally mislabeling the sample location, date or time of collection is considered fraud and may be grounds for legal action. NAC 445.0636 (c) (2).

Sampled By: PHILIP Received by: Meysa T  
 Relinquished by: Stank's Date: 2-2-15 Time: 2:25 Received by: [Signature] Date: 2-2-15 Time: 1247  
 Relinquished by: \_\_\_\_\_ Date: \_\_\_\_\_ Time: \_\_\_\_\_ Received by: \_\_\_\_\_ Date: 2/3/15 Time: 1020  
 Relinquished by: \_\_\_\_\_ Date: \_\_\_\_\_ Time: \_\_\_\_\_ Received by: \_\_\_\_\_ Date: \_\_\_\_\_ Time: \_\_\_\_\_

\* Key: AQ - Aqueous WA - Waste OT - Other So-Soil \*\* L - Liter V - VOA S-Soil Jar O - Orbo T - Tedlar B - Brass P - Plastic OT - Other

NOTE: Samples are discarded 60 days after sample receipt unless other arrangements are made. Hazardous samples will be returned to client or disposed of at client expense. The report for the analysis of the above samples is applicable only to those samples received by the laboratory with this COC. The liability of the laboratory is limited to the amount paid for the report.



# Alpha Analytical, Inc.

255 Glendale Ave. • Suite 21 • Sparks, Nevada 89431-5778  
(775) 355-1044 • (775) 355-0406 FAX • 1-800-283-1183

## ANALYTICAL REPORT

Stratus Environmental  
3330 Cameron Park Drive  
Cameron Park, CA 956828861

Attn: Scott Bittinger  
Phone: (530) 676-2062  
Fax: (530) 676-6005  
Date Received : 02/03/15

Job: Gritmit Auto

Total Petroleum Hydrocarbons - Purgeable (TPH-P) EPA Method SW8015B / SW8260B  
Volatile Organic Compounds (VOCs) EPA Method SW8260B

Parameter	Concentration	Reporting Limit	Date Extracted	Date Analyzed
Client ID : Grim W GAC1				
Lab ID : STR15020346-01A	TPH-P (GRO)	ND	50 µg/L	02/04/15
Date Sampled 02/02/15 08:30	Vinyl chloride	ND	1.0 µg/L	02/04/15
	Methyl tert-butyl ether (MTBE)	ND	0.50 µg/L	02/04/15
	1,2-Dichloroethane	ND	1.0 µg/L	02/04/15
	Benzene	ND	0.50 µg/L	02/04/15
	Trichloroethene	ND	1.0 µg/L	02/04/15
	Toluene	ND	0.50 µg/L	02/04/15
	Tetrachloroethene	ND	1.0 µg/L	02/04/15
	Ethylbenzene	ND	0.50 µg/L	02/04/15
	m,p-Xylene	ND	0.50 µg/L	02/04/15
	o-Xylene	ND	0.50 µg/L	02/04/15
	Naphthalene	ND	2.0 µg/L	02/04/15

### Gasoline Range Organics (GRO) C4-C13

ND = Not Detected

Reported in micrograms per Liter, per client request.



*Roger Scholl*     *Randy Gardner*     *Walter Hinchman*

Roger L. Scholl, Ph.D., Laboratory Director • Randy Gardner, Laboratory Manager • Walter Hinchman, Quality Assurance Officer  
Sacramento, CA • (916) 366-9089 / Las Vegas, NV • (702) 281-4848 / Carson, CA • (714) 386-2901 / info@alpha-analytical.com

Alpha Analytical, Inc. certifies that the test results meet all requirements of NELAC unless footnoted otherwise.

Statement of Data Authenticity : Alpha Analytical, Inc. attests that the data reported has not been altered in any way.



*[Signature]*  
2/10/15

**Report Date**

Alpha Analytical, Inc. currently holds appropriate and available California (#2019) and NELAC (01154CA) certifications for the data reported. Test results relate only to reported samples.



# Alpha Analytical, Inc.

255 Glendale Ave. • Suite 21 • Sparks, Nevada 89431-5778  
(775) 355-1044 • (775) 355-0406 FAX • 1-800-283-1183

---

## VOC Sample Preservation Report

---

Work Order: STR15020346

Job: Gritmit Auto

---

Alpha's Sample ID	Client's Sample ID	Matrix	pH
15020346-01A	Grim W GAC1	Aqueous	2

---

2/10/15  
Report Date



# Alpha Analytical, Inc.

255 Glendale Ave. • Suite 21 • Sparks, Nevada 89431-5778  
(775) 355-1044 • (775) 355-0406 FAX • 1-800-283-1183

Date:  
05-Feb-15

## QC Summary Report

Work Order:  
15020346

Method Blank		Type	Test Code: EPA Method SW8015B/C / SW8260B							
File ID: 15020410.D			Batch ID: MS09W0204B				Analysis Date: 02/04/2015 14:21			
Sample ID:	MBLK MS09W0204B	Units : µg/L	Run ID: MSD_09_150204A			Prep Date: 02/04/2015 14:21				
Analyte	Result	PQL	SpkVal	SpkRefVal	%REC	LCL(ME)	UCL(ME)	RPDRefVal	%RPD(Limit)	Qual
TPH-P (GRO)	ND	50								
Surr: 1,2-Dichloroethane-d4	9.81		10		98	70	130			
Surr: Toluene-d8	9.92		10		99	70	130			
Surr: 4-Bromofluorobenzene	10		10		100	70	130			

Laboratory Control Spike		Type	Test Code: EPA Method SW8015B/C / SW8260B							
File ID: 15020409.D			Batch ID: MS09W0204B				Analysis Date: 02/04/2015 13:54			
Sample ID:	GLCS MS09W0204B	Units : µg/L	Run ID: MSD_09_150204A			Prep Date: 02/04/2015 13:54				
Analyte	Result	PQL	SpkVal	SpkRefVal	%REC	LCL(ME)	UCL(ME)	RPDRefVal	%RPD(Limit)	Qual
TPH-P (GRO)	417	50	400		104	70	130			
Surr: 1,2-Dichloroethane-d4	9.91		10		99	70	130			
Surr: Toluene-d8	9.83		10		98	70	130			
Surr: 4-Bromofluorobenzene	10.2		10		102	70	130			

Sample Matrix Spike		Type	Test Code: EPA Method SW8015B/C / SW8260B							
File ID: 15020423.D			Batch ID: MS09W0204B				Analysis Date: 02/04/2015 19:28			
Sample ID:	15020346-01AGS	Units : µg/L	Run ID: MSD_09_150204A			Prep Date: 02/04/2015 19:28				
Analyte	Result	PQL	SpkVal	SpkRefVal	%REC	LCL(ME)	UCL(ME)	RPDRefVal	%RPD(Limit)	Qual
TPH-P (GRO)	1910	250	2000		0	96	54	143		
Surr: 1,2-Dichloroethane-d4	48.4		50		97	70	130			
Surr: Toluene-d8	49.3		50		99	70	130			
Surr: 4-Bromofluorobenzene	48.8		50		98	70	130			

Sample Matrix Spike Duplicate		Type	Test Code: EPA Method SW8015B/C / SW8260B							
File ID: 15020424.D			Batch ID: MS09W0204B				Analysis Date: 02/04/2015 19:51			
Sample ID:	15020346-01AGSD	Units : µg/L	Run ID: MSD_09_150204A			Prep Date: 02/04/2015 19:51				
Analyte	Result	PQL	SpkVal	SpkRefVal	%REC	LCL(ME)	UCL(ME)	RPDRefVal	%RPD(Limit)	Qual
TPH-P (GRO)	2320	250	2000		0	116	54	143	1913	19.2(23)
Surr: 1,2-Dichloroethane-d4	48.6		50		97	70	130			
Surr: Toluene-d8	49		50		98	70	130			
Surr: 4-Bromofluorobenzene	48.7		50		97	70	130			

### Comments:

Calculations are based off of raw (non-rounded) data. However, for reporting purposes, all QC data is rounded to three significant figures. Therefore, hand calculated values may differ slightly.

Reported in micrograms per Liter, per client request.



# Alpha Analytical, Inc.

255 Glendale Ave. • Suite 21 • Sparks, Nevada 89431-5778  
(775) 355-1044 • (775) 355-0406 FAX • 1-800-283-1183

Date:  
05-Feb-15

## QC Summary Report

Work Order:  
15020346

### Method Blank

Type MBLK Test Code: EPA Method 624/8260

File ID: 15020410.D

Batch ID: MS09W0204A

Analysis Date: 02/04/2015 14:21

Sample ID: MBLK MS09W0204A

Units: µg/L

Run ID: MSD\_09\_150204A

Prep Date: 02/04/2015 14:21

Analyte	Result	PQL	SpkVal	SpkRefVal	%REC	LCL(ME)	UCL(ME)	RPDRefVal	%RPD(Limit)	Qual
Vinyl chloride	ND	1								
Methyl tert-butyl ether (MTBE)	ND	0.5								
1,2-Dichloroethane	ND	1								
Benzene	ND	0.5								
Trichloroethene	ND	1								
Toluene	ND	0.5								
Tetrachloroethene	ND	1								
Ethylbenzene	ND	0.5								
m,p-Xylene	ND	0.5								
o-Xylene	ND	0.5								
Naphthalene	ND	2								
Surr: 1,2-Dichloroethane-d4	9.81		10		98	70	130			
Surr: Toluene-d8	9.92		10		99	70	130			
Surr: 4-Bromofluorobenzene	10		10		100	70	130			

### Laboratory Control Spike

Type LCS Test Code: EPA Method 624/8260

File ID: 15020408.D

Batch ID: MS09W0204A

Analysis Date: 02/04/2015 13:27

Sample ID: LCS MS09W0204A

Units: µg/L

Run ID: MSD\_09\_150204A

Prep Date: 02/04/2015 13:27

Analyte	Result	PQL	SpkVal	SpkRefVal	%REC	LCL(ME)	UCL(ME)	RPDRefVal	%RPD(Limit)	Qual
Methyl tert-butyl ether (MTBE)	8.25	0.5	10		83	63	137			
Benzene	8.81	0.5	10		88	70	130			
Trichloroethene	8.89	1	10		89	68	138			
Toluene	8.53	0.5	10		85	80	120			
Ethylbenzene	8.74	0.5	10		87	80	120			
m,p-Xylene	8.83	0.5	10		88	65	139			
o-Xylene	8.91	0.5	10		89	70	130			
Surr: 1,2-Dichloroethane-d4	10.2		10		102	70	130			
Surr: Toluene-d8	9.63		10		96	70	130			
Surr: 4-Bromofluorobenzene	9.61		10		96	70	130			

### Sample Matrix Spike

Type MS Test Code: EPA Method 624/8260

File ID: 15020421.D

Batch ID: MS09W0204A

Analysis Date: 02/04/2015 18:41

Sample ID: 15020346-01AMS

Units: µg/L

Run ID: MSD\_09\_150204A

Prep Date: 02/04/2015 18:41

Analyte	Result	PQL	SpkVal	SpkRefVal	%REC	LCL(ME)	UCL(ME)	RPDRefVal	%RPD(Limit)	Qual
Methyl tert-butyl ether (MTBE)	48.8	1.3	50	0	98	56	140			
Benzene	51.3	1.3	50	0	103	67	134			
Trichloroethene	51	2.5	50	0	102	68	138			
Toluene	49.2	1.3	50	0	98	38	130			
Ethylbenzene	50	1.3	50	0	99.9	70	130			
m,p-Xylene	51.8	1.3	50	0	104	65	139			
o-Xylene	52.5	1.3	50	0	105	69	130			
Surr: 1,2-Dichloroethane-d4	47.8		50		96	70	130			
Surr: Toluene-d8	49.4		50		99	70	130			
Surr: 4-Bromofluorobenzene	47.9		50		96	70	130			

### Sample Matrix Spike Duplicate

Type MSD Test Code: EPA Method 624/8260

File ID: 15020422.D

Batch ID: MS09W0204A

Analysis Date: 02/04/2015 19:04

Sample ID: 15020346-01AMSD

Units: µg/L

Run ID: MSD\_09\_150204A

Prep Date: 02/04/2015 19:04

Analyte	Result	PQL	SpkVal	SpkRefVal	%REC	LCL(ME)	UCL(ME)	RPDRefVal	%RPD(Limit)	Qual
Methyl tert-butyl ether (MTBE)	51.2	1.3	50	0	102	56	140	48.77	4.8(40)	
Benzene	53.1	1.3	50	0	106	67	134	51.3	3.5(21)	
Trichloroethene	53.5	2.5	50	0	107	68	138	51.01	4.8(20)	
Toluene	50.4	1.3	50	0	101	38	130	49.18	2.4(20)	
Ethylbenzene	52.5	1.3	50	0	105	70	130	49.97	4.8(20)	
m,p-Xylene	54.1	1.3	50	0	108	65	139	51.8	4.3(20)	
o-Xylene	55.2	1.3	50	0	110	69	130	52.45	5.2(20)	
Surr: 1,2-Dichloroethane-d4	47.6		50		95	70	130			
Surr: Toluene-d8	50.1		50		100	70	130			
Surr: 4-Bromofluorobenzene	47.4		50		95	70	130			





# *Alpha Analytical, Inc.*

255 Glendale Ave. • Suite 21 • Sparks, Nevada 89431-5778  
(775) 355-1044 • (775) 355-0406 FAX • 1-800-283-1183

**Date:**  
*05-Feb-15*

## QC Summary Report

**Work Order:**  
15020346

**Comments:**

Calculations are based off of raw (non-rounded) data. However, for reporting purposes, all QC data is rounded to three significant figures. Therefore, hand calculated values may differ slightly.

Billing Information :

# CHAIN-OF-CUSTODY RECORD

**Alpha Analytical, Inc.**  
 255 Glendale Avenue, Suite 21 Sparks, Nevada 89431-5778  
 TEL: (775) 355-1044 FAX: (775) 355-0406

# CA

**WorkOrder : STR15020346**  
**Report Due By : 5:00 PM On : 10-Feb-15**

**Client:**  
 Stratus Environmental  
 3330 Cameron Park Drive  
 Suite 550  
 Cameron Park, CA 95682-8861

Report Attention	Phone Number	Email Address
Scott Bittinger	(530) 676-2062 x	sbittinger@stratusinc.net

EDD Required : Yes

Sampled by : C. Hill


**PO :**  
 Client's COC # : 16876      Job : Grimit Auto

Cooler Temp	Samples Received	Date Printed
0 °C	03-Feb-15	03-Feb-15

QC Level : S3 = Final Rpt, MBLK, LCS, MS/MSD With Surrogates

Alpha Sample ID	Client Sample ID	Collection Matrix	No. of Bottles Alpha Sub TAT	Requested Tests							Sample Remarks	
				TPHP_W	VOC_W							
STR15020346-01A	Grim W GAC1	AQ 02/02/15 08:30	6 0 5	GAS-C	BTEX/M/1-2DCA/Naph/PCE/TCE/V1 nyl Cl C							

Comments: Security seals intact. Frozen ice. Chain split into three separate due to different TAT. :

Signature	Print Name	Company	Date/Time
	JESSICA ALVAREZ	Alpha Analytical, Inc.	2/3/15 1040

NOTE: Samples are discarded 60 days after results are reported unless other arrangements are made. Hazardous samples will be returned to client or disposed of at client expense. The report for the analysis of the above samples is applicable only to those samples received by the laboratory with this COC. The liability of the laboratory is limited to the amount paid for the report.

Matrix Type : AQ(Aqueous) AR(Air) SO(Soil) WS(Waste) DW(Drinking Water) OT(Other)      Bottle Type: L-Liter V-Voa S-Soil Jar O-Orbo T-Tedlar B-Brass P-Plastic OT-Other

Billing Information:  
 Company: Stratix  
 Attn: Dillon  
 Address: 3350 Cameron Pk Dr  
 City, State, Zip: Cameron Pk  
 Phone Number: 5306761004 Fax: 5306764005



Alpha Analytical, Inc.  
 Main Laboratory: 255 Glendale Ave, Suite 21 Sparks, NV 89431  
 Phone: 775-355-1044  
 Fax: 775-355-0406  
 16876  
 Satellite Service Centers:  
 Northern CA: 9891 Horn Road, Suite C, Rancho Cordova, CA 95627  
 Southern CA: 1007 E. Dominguez St., Suite O, Carson, CA 90746  
 Northern NV: 1250 Lamolle Hwy., #310, Elko, NV 89801  
 Southern NV: 6255 McLeod Ave, Suite 24, Las Vegas, NV 89120  
 Phone: 916-366-9089  
 Phone: 714-386-2901  
 Phone: 775-388-7043  
 Phone: 702-281-4848

Page # 1 of 1

Consultant/Client Info:  
 Company: Stratix  
 Address: \_\_\_\_\_  
 City, State, Zip: \_\_\_\_\_

Job and Purchase Order Info:  
 Job #: \_\_\_\_\_  
 Job Name: Gravit Auto  
 P.O. #: \_\_\_\_\_

Report Attention/Project Manager:  
 Name: SVH  
 Email Address: \_\_\_\_\_  
 Phone #: \_\_\_\_\_  
 Cell #: \_\_\_\_\_

QC Deliverable Info:  
 EDD Required? Yes / No  
 EDF Required? Yes / No  
 Global ID: 10600100667  
 Data Validation Packages: III or IV

Samples Collected from which State? (circle one) AR CA KS NV OR WA DOD Site Other

Time Sampled (HHMM)	Date Sampled (MMDD)	Matrix* (See Key Below)	Lab ID Number (For Lab Use Only)	Sample Description	TAT	# Containers* (See Key Below)	Field Filtered?		Analysis Requested						Remarks
							Yes	No	GRU, BXX	MTBE, 1, 2 DCA	Napthalene	VOCS	PCE	TCE	
0830	2-2-15	AQ		Grav W INF	72	6	X	X	X	X	X	X	X	X	
0830	2-2-15	AQ	STR15020340-DIA	Grav W GAC1	510	6	X	X	X	X	X	X	X	X	
0830	2-2-15	AQ		Grav W EFF	24	6	X	X	X	X	X	X	X	X	

ADDITIONAL INSTRUCTIONS:

I (field sampler) attest to the validity and authenticity of this sample(s). I am aware that tampering with or intentionally mislabeling the sample location, date or time of collection is considered fraud and may be grounds for legal action. NAC 445.0636 (c) (2).

Sampled By: PHILL  
 Relinquished by: (Signature/Affiliation): Stratix Date: 2-2-15 Time: 1247  
 Received by: (Signature/Affiliation): Meussat Date: 2-2-15 Time: 1020  
 Relinquished by: (Signature/Affiliation): \_\_\_\_\_ Date: \_\_\_\_\_ Time: \_\_\_\_\_  
 Received by: (Signature/Affiliation): \_\_\_\_\_ Date: \_\_\_\_\_ Time: \_\_\_\_\_

\* Key: AQ - Aqueous WA - Waste OT - Other So-Soil \*\*L - Liter V - VOA S-Soil Jar O - Orbo T - Tedlar B - Brass P - Plastic OT - Other  
 NOTE: Samples are discarded 60 days after sample receipt unless other arrangements are made. Hazardous samples will be returned to client or disposed of at client expense. The report for the analysis of the above samples is applicable only to those samples received by the laboratory with this COC. The liability of the laboratory is limited to the amount paid for the report.



# Alpha Analytical, Inc.

255 Glendale Ave. • Suite 21 • Sparks, Nevada 89431-5778  
(775) 355-1044 • (775) 355-0406 FAX • 1-800-283-1183

## ANALYTICAL REPORT

Stratus Environmental  
3330 Cameron Park Drive  
Cameron Park, CA 956828861

Attn: Scott Bittinger  
Phone: (530) 676-2062  
Fax: (530) 676-6005  
Date Received : 02/03/15

Job: Grimit Auto

Total Petroleum Hydrocarbons - Purgeable (TPH-P) EPA Method SW8015B / SW8260B  
Volatile Organic Compounds (VOCs) EPA Method SW8260B

Parameter	Concentration	Reporting Limit	Date Extracted	Date Analyzed
Client ID : Grim W EFF				
Lab ID : STR15020343-01A	TPH-P (GRO)	ND	50 µg/L	02/04/15
Date Sampled 02/02/15 08:25	Vinyl chloride	ND	1.0 µg/L	02/04/15
	Methyl tert-butyl ether (MTBE)	ND	0.50 µg/L	02/04/15
	1,2-Dichloroethane	ND	1.0 µg/L	02/04/15
	Benzene	ND	0.50 µg/L	02/04/15
	Trichloroethene	ND	1.0 µg/L	02/04/15
	Toluene	ND	0.50 µg/L	02/04/15
	Tetrachloroethene	ND	1.0 µg/L	02/04/15
	Ethylbenzene	ND	0.50 µg/L	02/04/15
	m,p-Xylene	ND	0.50 µg/L	02/04/15
	o-Xylene	ND	0.50 µg/L	02/04/15
	Naphthalene	ND	2.0 µg/L	02/04/15

Gasoline Range Organics (GRO) C4-C13

ND = Not Detected

Reported in micrograms per Liter, per client request.



*Roger Scholl* • *Randy Gardner* • *Walter Hinchman*

Roger L. Scholl, Ph.D., Laboratory Director • Randy Gardner, Laboratory Manager • Walter Hinchman, Quality Assurance Officer  
Sacramento, CA • (916) 366-9089 / Las Vegas, NV • (702) 281-4848 / Carson, CA • (714) 386-2901 / info@alpha-analytical.com

Alpha Analytical, Inc. certifies that the test results meet all requirements of NELAC unless footnoted otherwise.

Statement of Data Authenticity : Alpha Analytical, Inc. attests that the data reported has not been altered in any way.



*RS*  
2/4/15

Report Date

Alpha Analytical, Inc. currently holds appropriate and available California (#2019) and NELAC (01154CA) certifications for the data reported. Test results relate only to reported samples.



# Alpha Analytical, Inc.

255 Glendale Ave. • Suite 21 • Sparks, Nevada 89431-5778  
(775) 355-1044 • (775) 355-0406 FAX • 1-800-283-1183

## VOC Sample Preservation Report

Work Order: STR15020343

Job: Grimit Auto

Alpha's Sample ID	Client's Sample ID	Matrix	pH
15020343-01A	Grim W EFF	Aqueous	2

2/4/15  
Report Date



# Alpha Analytical, Inc.

255 Glendale Ave. • Suite 21 • Sparks, Nevada 89431-5778  
(775) 355-1044 • (775) 355-0406 FAX • 1-800-283-1183

Date:  
06-Feb-15

## QC Summary Report

Work Order:  
15020343

Method Blank		Type	Test Code: EPA Method SW8015B/C / SW8260B							
File ID: 15020405.D			Batch ID: MS15W0204B				Analysis Date: 02/04/2015 12:08			
Sample ID:	MBLK MS15W0204B	Units : µg/L	Run ID: MSD_15_150204A				Prep Date: 02/04/2015 12:08			
Analyte	Result	PQL	SpkVal	SpkRefVal	%REC	LCL(ME)	UCL(ME)	RPDRefVal	%RPD(Limit)	Qual
TPH-P (GRO)	ND	50								
Surr: 1,2-Dichloroethane-d4	9.26		10		93	70	130			
Surr: Toluene-d8	10.2		10		102	70	130			
Surr: 4-Bromofluorobenzene	10.2		10		102	70	130			

Laboratory Control Spike		Type	Test Code: EPA Method SW8015B/C / SW8260B							
File ID: 15020404.D			Batch ID: MS15W0204B				Analysis Date: 02/04/2015 11:22			
Sample ID:	GLCS MS15W0204B	Units : µg/L	Run ID: MSD_15_150204A				Prep Date: 02/04/2015 11:22			
Analyte	Result	PQL	SpkVal	SpkRefVal	%REC	LCL(ME)	UCL(ME)	RPDRefVal	%RPD(Limit)	Qual
TPH-P (GRO)	384	50	400		96	70	130			
Surr: 1,2-Dichloroethane-d4	9.44		10		94	70	130			
Surr: Toluene-d8	10		10		100	70	130			
Surr: 4-Bromofluorobenzene	10.9		10		109	70	130			

Sample Matrix Spike		Type	Test Code: EPA Method SW8015B/C / SW8260B							
File ID: 15020416.D			Batch ID: MS15W0204B				Analysis Date: 02/04/2015 16:35			
Sample ID:	15020344-01AGS	Units : µg/L	Run ID: MSD_15_150204A				Prep Date: 02/04/2015 16:35			
Analyte	Result	PQL	SpkVal	SpkRefVal	%REC	LCL(ME)	UCL(ME)	RPDRefVal	%RPD(Limit)	Qual
TPH-P (GRO)	2190	250	2000		0 110	54	143			
Surr: 1,2-Dichloroethane-d4	55		50		110	70	130			
Surr: Toluene-d8	47.9		50		96	70	130			
Surr: 4-Bromofluorobenzene	51.4		50		103	70	130			

Sample Matrix Spike Duplicate		Type	Test Code: EPA Method SW8015B/C / SW8260B							
File ID: 15020417.D			Batch ID: MS15W0204B				Analysis Date: 02/04/2015 17:00			
Sample ID:	15020344-01AGSD	Units : µg/L	Run ID: MSD_15_150204A				Prep Date: 02/04/2015 17:00			
Analyte	Result	PQL	SpkVal	SpkRefVal	%REC	LCL(ME)	UCL(ME)	RPDRefVal	%RPD(Limit)	Qual
TPH-P (GRO)	2380	250	2000		0 119	54	143	2193	8.1(23)	
Surr: 1,2-Dichloroethane-d4	53.7		50		107	70	130			
Surr: Toluene-d8	48.6		50		97	70	130			
Surr: 4-Bromofluorobenzene	51.5		50		103	70	130			

### Comments:

Calculations are based off of raw (non-rounded) data. However, for reporting purposes, all QC data is rounded to three significant figures. Therefore, hand calculated values may differ slightly.

Reported in micrograms per Liter, per client request.



# Alpha Analytical, Inc.

255 Glendale Ave. • Suite 21 • Sparks, Nevada 89431-5778  
(775) 355-1044 • (775) 355-0406 FAX • 1-800-283-1183

Date:  
06-Feb-15

## QC Summary Report

Work Order:  
15020343

### Method Blank

File ID: 15020405.D

Type MBLK Test Code: EPA Method 624/8260

Batch ID: MS15W0204A

Analysis Date: 02/04/2015 12:08

Sample ID: MBLK MS15W0204A

Units: µg/L

Run ID: MSD\_15\_150204A

Prep Date: 02/04/2015 12:08

Analyte	Result	PQL	SpkVal	SpkRefVal	%REC	LCL(ME)	UCL(ME)	RPDRefVal	%RPD(Limit)	Qual
Vinyl chloride	ND	1								
Methyl tert-butyl ether (MTBE)	ND	0.5								
1,2-Dichloroethane	ND	1								
Benzene	ND	0.5								
Trichloroethene	ND	1								
Toluene	ND	0.5								
Tetrachloroethene	ND	1								
Ethylbenzene	ND	0.5								
m,p-Xylene	ND	0.5								
o-Xylene	ND	0.5								
Naphthalene	ND	2								
Surr: 1,2-Dichloroethane-d4	9.26		10		93	70	130			
Surr: Toluene-d8	10.2		10		102	70	130			
Surr: 4-Bromofluorobenzene	10.2		10		102	70	130			

### Laboratory Control Spike

File ID: 15020403.D

Type LCS Test Code: EPA Method 624/8260

Batch ID: MS15W0204A

Analysis Date: 02/04/2015 10:44

Sample ID: LCS MS15W0204A

Units: µg/L

Run ID: MSD\_15\_150204A

Prep Date: 02/04/2015 10:44

Analyte	Result	PQL	SpkVal	SpkRefVal	%REC	LCL(ME)	UCL(ME)	RPDRefVal	%RPD(Limit)	Qual
Methyl tert-butyl ether (MTBE)	8.92	0.5	10		89	63	137			
Benzene	8.82	0.5	10		88	70	130			
Trichloroethene	9.42	1	10		94	68	138			
Toluene	8.92	0.5	10		89	80	120			
Ethylbenzene	8.58	0.5	10		86	80	120			
m,p-Xylene	9.26	0.5	10		93	65	139			
o-Xylene	9.04	0.5	10		90	70	130			
Surr: 1,2-Dichloroethane-d4	9.88		10		99	70	130			
Surr: Toluene-d8	10		10		100	70	130			
Surr: 4-Bromofluorobenzene	10.1		10		101	70	130			

### Sample Matrix Spike

File ID: 15020414.D

Type MS Test Code: EPA Method 624/8260

Batch ID: MS15W0204A

Analysis Date: 02/04/2015 15:47

Sample ID: 15020344-01AMS

Units: µg/L

Run ID: MSD\_15\_150204A

Prep Date: 02/04/2015 15:47

Analyte	Result	PQL	SpkVal	SpkRefVal	%REC	LCL(ME)	UCL(ME)	RPDRefVal	%RPD(Limit)	Qual
Methyl tert-butyl ether (MTBE)	57.5	1.3	50	0	115	56	140			
Benzene	48.7	1.3	50	0	97	67	134			
Trichloroethene	51.7	2.5	50	0	103	68	138			
Toluene	46.6	1.3	50	0	93	38	130			
Ethylbenzene	45.1	1.3	50	0	90	70	130			
m,p-Xylene	47.8	1.3	50	0	96	65	139			
o-Xylene	48.1	1.3	50	0	96	69	130			
Surr: 1,2-Dichloroethane-d4	55.6		50		111	70	130			
Surr: Toluene-d8	47.3		50		95	70	130			
Surr: 4-Bromofluorobenzene	49.7		50		99	70	130			

### Sample Matrix Spike Duplicate

File ID: 15020415.D

Type MSD Test Code: EPA Method 624/8260

Batch ID: MS15W0204A

Analysis Date: 02/04/2015 16:11

Sample ID: 15020344-01AMSD

Units: µg/L

Run ID: MSD\_15\_150204A

Prep Date: 02/04/2015 16:11

Analyte	Result	PQL	SpkVal	SpkRefVal	%REC	LCL(ME)	UCL(ME)	RPDRefVal	%RPD(Limit)	Qual
Methyl tert-butyl ether (MTBE)	63.9	1.3	50	0	128	56	140	57.52	10.5(40)	
Benzene	52.8	1.3	50	0	106	67	134	48.69	8.0(21)	
Trichloroethene	55.7	2.5	50	0	111	68	138	51.71	7.4(20)	
Toluene	50.2	1.3	50	0	100	38	130	46.56	7.5(20)	
Ethylbenzene	48.1	1.3	50	0	96	70	130	45.14	6.4(20)	
m,p-Xylene	51.3	1.3	50	0	103	65	139	47.82	7.0(20)	
o-Xylene	51.6	1.3	50	0	103	69	130	48.1	6.9(20)	
Surr: 1,2-Dichloroethane-d4	55		50		110	70	130			
Surr: Toluene-d8	48.6		50		97	70	130			
Surr: 4-Bromofluorobenzene	49.5		50		99	70	130			



# *Alpha Analytical, Inc.*

255 Glendale Ave. • Suite 21 • Sparks, Nevada 89431-5778  
(775) 355-1044 • (775) 355-0406 FAX • 1-800-283-1183

**Date:**  
06-Feb-15

## QC Summary Report

**Work Order:**  
15020343

**Comments:**

Calculations are based off of raw (non-rounded) data. However, for reporting purposes, all QC data is rounded to three significant figures. Therefore, hand calculated values may differ slightly.



Billing Information :

# CHAIN-OF-CUSTODY RECORD

# CA RUSH! Page 1 of 1

**Alpha Analytical, Inc.**  
 255 Glendale Avenue, Suite 21 Sparks, Nevada 89431-5778  
 TEL: (775) 355-1044 FAX: (775) 355-0406

WorkOrder : STR15020343

Report Due By : 5:00 PM On : 04-Feb-15

Client:  
 Stratus Environmental  
 3330 Cameron Park Drive  
 Suite 550  
 Cameron Park, CA 95682-8861

Report Attention	Phone Number	Email Address
Scott Bittinger	(530) 676-2062 x	sbittinger@stratusinc.net

EDD Required : Yes

Sampled by : C. Hill

PO :  
 Client's COC # : 16876 Job : Grit Auto

Cooler Temp	Samples Received	Date Printed
0 °C	03-Feb-15	03-Feb-15

QC Level : S3 = Final Rpt, MBLK, LCS, MS/MSD With Surrogates

Alpha Sample ID	Client Sample ID	Collection Matrix	No. of Bottles Alpha Sub TAT	Requested Tests								Sample Remarks				
				TPHP_W	VOC_W											
STR15020343-01A	Grim W EFF	AQ	02/02/15 08:25	6	0	1	GAS-C	BTEX/M/1- 2DCA/Naph/ PCE/TCE/Vi nyl Cl C								

Comments: 24hr TAT. Security seals intact. Frozen ice. Chain split into three separate due to different TAT. :

Signature	Print Name	Company	Date/Time
	JESSICA ALVARADO	Alpha Analytical, Inc.	2/3/15 1000

NOTE: Samples are discarded 60 days after results are reported unless other arrangements are made. Hazardous samples will be returned to client or disposed of at client expense.  
 The report for the analysis of the above samples is applicable only to those samples received by the laboratory with this COC. The liability of the laboratory is limited to the amount paid for the report.  
 Matrix Type : AQ(Aqueous) AR(Air) SO(Soil) WS(Waste) DW(Drinking Water) OT(Other) Bottle Type: L-Liter V-Voa S-Soil Jar O-Orbo T-Tedlar B-Brass P-Plastic OT-Other

Company: Stratco  
 Attn: Dillon  
 Address: 3350 Cameron Pk Dr  
Cameron Pk  
 City, State, Zip: 5306766004 Fax: 5306766005



Alpha Analytical, Inc.  
 Main Laboratory: 255 Glendale Ave, Suite 21 Sparks, NV 89431  
 Satellite Service Centers:  
 Northern CA: 9891 Horn Road, Suite C, Rancho Cordova, CA 95827  
 Southern CA: 1007 E. Dominguez St., Suite O, Carson, CA 90746  
 Northern NV: 1250 Lamaille Hwy., #310, Elko, NV 89801  
 Southern NV: 6255 McLeod Ave, Suite 24, Las Vegas, NV 89120

Phone: 775-355-1044  
 Fax: 775-355-0406  
 Phone: 916-366-9089  
 Phone: 714-398-2901  
 Phone: 775-388-7043  
 Phone: 702-281-4848

16876

Page # 1 of 1

Consultant/Client Info: Stratco  
 Job and Purchase Order Info: Job # CRIMT AUTO  
 Report Attention/Project Manager: 3014  
 QC Deliverable Info: EDD Required? Yes / No \_\_\_\_\_ EDF Required? Yes / No \_\_\_\_\_  
 Global ID: T0600100667  
 Data Validation Packages: III or IV

Samples Collected from which State? (circle one) AR CA KS NV OR WA DOD Site Other

Time Sampled (HHMM)	Date Sampled (MM/DD)	Matrix (See Key Below)	Lab ID Number (For Lab Use Only)	Sample Description	TAT	# Containers* (See Key Below)	Field Filtered?		Analysis Requested						Remarks
							Yes	No	GR0, BXX	MTBE, 1, 2 DCA	Napthalene	VOCS	PCB	TCB	
0833	2-2-15	AR		Grain W INF	72	6	X		X	X	X	X	X	X	
0830	2-2-15	AR		Grain W GAC1	510	6	X		X	X	X	X	X	X	
0825	2-2-15	AR	STR15020343-DIA	Grain W EFF	24	6	X		X	X	X	X	X	X	

ADDITIONAL INSTRUCTIONS:

I (field sampler) attest to the validity and authenticity of this sample(s). I am aware that tampering with or intentionally mislabeling the sample location, date or time of collection is considered fraud and may be grounds for legal action. NAC 445.0636 (c) (2).

Sampled By: <u>PHILLIP</u>	Date: <u>2-2-15</u>	Time: <u>2:25</u>	Received by: (Signature/Affiliation): <u>Meysa T</u>	Date: <u>2-2-15</u>	Time: <u>1247</u>
Relinquished by: (Signature/Affiliation): <u>Stratco</u>	Date:	Time:	Received by: (Signature/Affiliation): <u>[Signature]</u>	Date: <u>2/3/15</u>	Time: <u>945</u>
Relinquished by: (Signature/Affiliation):	Date:	Time:	Received by: (Signature/Affiliation):	Date:	Time:

\* Key: AQ - Aqueous WA - Waste OT - Other So-Soil \*L - Liter V - VOA S-Soil Jar O - Orbo T - Tedlar B - Brass P - Plastic OT - Other

NOTE: Samples are discarded 60 days after sample receipt unless other arrangements are made. Hazardous samples will be returned to client or disposed of at client expense. The report for the analysis of the above samples is applicable only to those samples received by the laboratory with this COC. The liability of the laboratory is limited to the amount paid for the report.



# Alpha Analytical, Inc.

255 Glendale Ave. • Suite 21 • Sparks, Nevada 89431-5778  
(775) 355-1044 • (775) 355-0406 FAX • 1-800-283-1183

## ANALYTICAL REPORT

Stratus Environmental  
3330 Cameron Park Drive  
Cameron Park, CA 956828861

Attn: Scott Bittinger  
Phone: (530) 676-2062  
Fax: (530) 676-6005  
Date Received : 03/11/15

Job: Gritmit Auto

### Total Petroleum Hydrocarbons - Purgeable (TPH-P) EPA Method SW8015B / SW8260B

Parameter	Concentration	Reporting Limit	Date Extracted	Date Analyzed
Client ID : Grim W INF				
Lab ID : STR15031145-01A TPH-P (GRO)	ND	50 µg/L	03/12/15	03/12/15
Date Sampled 03/10/15 09:22				

Gasoline Range Organics (GRO) C4-C13

ND = Not Detected

Reported in micrograms per Liter, per client request.



*Roger Scholl*     *Randy Gardner*     *Walter Hinchman*  
Roger L. Scholl, Ph.D., Laboratory Director • Randy Gardner, Laboratory Manager • Walter Hinchman, Quality Assurance Officer  
Sacramento, CA • (916) 366-9089 / Las Vegas, NV • (702) 281-4848 / Carson, CA • (714) 386-2901 / info@alpha-analytical.com

Alpha Analytical, Inc. certifies that the test results meet all requirements of NELAC unless footnoted otherwise.

Statement of Data Authenticity : Alpha Analytical, Inc. attests that the data reported has not been altered in any way.



Alpha Analytical, Inc. currently holds appropriate and available California (#2019) and NELAC (01154CA) certifications for the data reported. Test results relate only to reported samples.

3/16/15

Report Date



# Alpha Analytical, Inc.

255 Glendale Ave. • Suite 21 • Sparks, Nevada 89431-5778  
(775) 355-1044 • (775) 355-0406 FAX • 1-800-283-1183

## ANALYTICAL REPORT

Stratus Environmental  
3330 Cameron Park Drive  
Cameron Park, CA 956828861  
Job: Grit Auto

Attn: Scott Bittinger  
Phone: (530) 676-2062  
Fax: (530) 676-6005

Alpha Analytical Number: STR15031145-01A  
Client I.D. Number: Grim W INF

Sampled: 03/10/15 09:22  
Received: 03/11/15  
Extracted: 03/12/15  
Analyzed: 03/12/15

### Volatile Organics by GC/MS EPA Method 624/8260

Compound	Concentration	Reporting Limit	Compound	Concentration	Reporting Limit
1 Chloromethane	ND	2.0 µg/L	26 Chlorobenzene	ND	1.0 µg/L
2 Vinyl chloride	ND	1.0 µg/L	27 Ethylbenzene	ND	0.50 µg/L
3 Chloroethane	ND	1.0 µg/L	28 m,p-Xylene	0.66	0.50 µg/L
4 Bromomethane	ND	2.0 µg/L	29 Bromoform	ND	1.0 µg/L
5 Trichlorofluoromethane	ND	1.0 µg/L	30 o-Xylene	ND	0.50 µg/L
6 1,1-Dichloroethene	ND	1.0 µg/L	31 1,1,2,2-Tetrachloroethane	ND	1.0 µg/L
7 Dichloromethane	ND	2.0 µg/L	32 1,3-Dichlorobenzene	ND	1.0 µg/L
8 trans-1,2-Dichloroethene	ND	1.0 µg/L	33 1,4-Dichlorobenzene	ND	1.0 µg/L
9 Methyl tert-butyl ether (MTBE)	ND	0.50 µg/L	34 1,2-Dichlorobenzene	ND	1.0 µg/L
10 1,1-Dichloroethane	ND	1.0 µg/L	35 Naphthalene	ND	2.0 µg/L
11 cis-1,2-Dichloroethene	ND	1.0 µg/L			
12 Chloroform	ND	1.0 µg/L			
13 1,2-Dichloroethane	ND	1.0 µg/L			
14 1,1,1-Trichloroethane	ND	1.0 µg/L			
15 Carbon tetrachloride	ND	1.0 µg/L			
16 Benzene	ND	0.50 µg/L			
17 1,2-Dichloropropane	ND	1.0 µg/L			
18 Trichloroethene	ND	1.0 µg/L			
19 Bromodichloromethane	ND	1.0 µg/L			
20 cis-1,3-Dichloropropene	ND	1.0 µg/L			
21 trans-1,3-Dichloropropene	ND	1.0 µg/L			
22 1,1,2-Trichloroethane	ND	1.0 µg/L			
23 Toluene	ND	0.50 µg/L			
24 Dibromochloromethane	ND	1.0 µg/L			
25 Tetrachloroethene	ND	1.0 µg/L			

This replaces the report signed 3/18/15 due to a change in the concentration, due to lab error.

ND = Not Detected

Reported in micrograms per Liter, per client request.



*Roger Scholl*      *Randy Gardner*      *Walter Hinchman*  
Roger L. Scholl, Ph.D., Laboratory Director • Randy Gardner, Laboratory Manager • Walter Hinchman, Quality Assurance Officer  
Sacramento, CA • (916) 366-9089 / Las Vegas, NV • (702) 281-4848 / Carson, CA • (714) 386-2901 / info@alpha-analytical.com

Alpha Analytical, Inc. certifies that the test results meet all requirements of NELAC unless footnoted otherwise.

Statement of Data Authenticity: Alpha Analytical, Inc. attests that the data reported has not been altered in any way.



3/18/15

Report Date

Page 1 of 1

Alpha Analytical, Inc. currently holds appropriate and available California (#2019) and NELAC (01154CA) certifications for the data reported. Test results relate only to reported samples.



# Alpha Analytical, Inc.

255 Glendale Ave. • Suite 21 • Sparks, Nevada 89431-5778  
(775) 355-1044 • (775) 355-0406 FAX • 1-800-283-1183

Date:  
18-Mar-15

## QC Summary Report

Work Order:  
15031145

### Method Blank

File ID: 15031204.D

Sample ID: MBLK MS08W0312B

Analyte	Result	PQL	SpkVal	SpkRefVal	%REC	LCL(ME)	UCL(ME)	RPDRefVal	%RPD(Limit)	Qual
TPH-P (GRO)	ND	50								
Surr: 1,2-Dichloroethane-d4	10.2		10		102	70	130			
Surr: Toluene-d8	10.2		10		102	70	130			
Surr: 4-Bromofluorobenzene	9.81		10		98	70	130			

### Laboratory Control Spike

File ID: 15031203.D

Sample ID: GLCS MS08W0312B

Analyte	Result	PQL	SpkVal	SpkRefVal	%REC	LCL(ME)	UCL(ME)	RPDRefVal	%RPD(Limit)	Qual
TPH-P (GRO)	404	50	400		101	70	130			
Surr: 1,2-Dichloroethane-d4	9.79		10		98	70	130			
Surr: Toluene-d8	9.05		10		91	70	130			
Surr: 4-Bromofluorobenzene	12		10		120	70	130			

### Sample Matrix Spike

File ID: 15031209.D

Sample ID: 15031145-01AGS

Analyte	Result	PQL	SpkVal	SpkRefVal	%REC	LCL(ME)	UCL(ME)	RPDRefVal	%RPD(Limit)	Qual
TPH-P (GRO)	1920	250	2000		0	96	54	143		
Surr: 1,2-Dichloroethane-d4	49.6		50		99	70	130			
Surr: Toluene-d8	48.4		50		93	70	130			
Surr: 4-Bromofluorobenzene	59.3		50		119	70	130			

### Sample Matrix Spike Duplicate

File ID: 15031210.D

Sample ID: 15031145-01AGSD

Analyte	Result	PQL	SpkVal	SpkRefVal	%REC	LCL(ME)	UCL(ME)	RPDRefVal	%RPD(Limit)	Qual
TPH-P (GRO)	2080	250	2000		0	104	54	143	1923	7.9(23)
Surr: 1,2-Dichloroethane-d4	48.8		50		98	70	130			
Surr: Toluene-d8	47.1		50		94	70	130			
Surr: 4-Bromofluorobenzene	61.3		50		123	70	130			

### Comments:

Calculations are based off of raw (non-rounded) data. However, for reporting purposes, all QC data is rounded to three significant figures. Therefore, hand calculated values may differ slightly.

Reported in micrograms per Liter, per client request.



# Alpha Analytical, Inc.

255 Glendale Ave. • Suite 21 • Sparks, Nevada 89431-5778  
(775) 355-1044 • (775) 355-0406 FAX • 1-800-283-1183

Date:  
18-Mar-15

## QC Summary Report

Work Order:  
15031145

### Method Blank

File ID: 15031204.D

Type MBLK Test Code: EPA Method 624/8260

Batch ID: MS08W0312A

Analysis Date: 03/12/2015 12:28

Sample ID: MBLK MS08W0312A

Units: µg/L

Run ID: MSD\_08\_150312A

Prep Date: 03/12/2015 12:28

Analyte	Result	PQL	SpkVal	SpkRefVal	%REC	LCL(ME)	UCL(ME)	RPDRefVal	%RPD(Limit)	Qual
Chloromethane	ND	2								
Vinyl chloride	ND	1								
Chloroethane	ND	1								
Bromomethane	ND	2								
Trichlorofluoromethane	ND	1								
1,1-Dichloroethene	ND	1								
Dichloromethane	ND	2								
trans-1,2-Dichloroethene	ND	1								
Methyl tert-butyl ether (MTBE)	ND	0.5								
1,1-Dichloroethane	ND	1								
cis-1,2-Dichloroethene	ND	1								
Chloroform	ND	1								
1,2-Dichloroethane	ND	1								
1,1,1-Trichloroethane	ND	1								
Carbon tetrachloride	ND	1								
Benzene	ND	0.5								
1,2-Dichloropropane	ND	1								
Trichloroethene	ND	1								
Bromodichloromethane	ND	1								
cis-1,3-Dichloropropene	ND	1								
trans-1,3-Dichloropropene	ND	1								
1,1,2-Trichloroethane	ND	1								
Toluene	ND	0.5								
Dibromochloromethane	ND	1								
Tetrachloroethene	ND	1								
Chlorobenzene	ND	1								
Ethylbenzene	ND	0.5								
m,p-Xylene	ND	0.5								
Bromoform	ND	1								
o-Xylene	ND	0.5								
1,1,2,2-Tetrachloroethane	ND	1								
1,3-Dichlorobenzene	ND	1								
1,4-Dichlorobenzene	ND	1								
1,2-Dichlorobenzene	ND	1								
Naphthalene	ND	2								
Surr: 1,2-Dichloroethane-d4	10.2		10		102	70	130			
Surr: Toluene-d8	10.2		10		102	70	130			
Surr: 4-Bromofluorobenzene	9.81		10		98	70	130			

### Laboratory Control Spike

File ID: 15031202.D

Type LCS Test Code: EPA Method 624/8260

Batch ID: MS08W0312A

Analysis Date: 03/12/2015 11:32

Sample ID: LCS MS08W0312A

Units: µg/L

Run ID: MSD\_08\_150312A

Prep Date: 03/12/2015 11:32

Analyte	Result	PQL	SpkVal	SpkRefVal	%REC	LCL(ME)	UCL(ME)	RPDRefVal	%RPD(Limit)	Qual
1,1-Dichloroethene	11.7	1	10		117	80	120			
Methyl tert-butyl ether (MTBE)	10.1	0.5	10		101	63	137			
Benzene	10.4	0.5	10		104	70	130			
Trichloroethene	9.98	1	10		99.8	68	138			
Toluene	10.9	0.5	10		109	80	120			
Chlorobenzene	11.5	1	10		115	70	130			
Ethylbenzene	10.6	0.5	10		106	80	120			
m,p-Xylene	11.5	0.5	10		115	65	139			
o-Xylene	11.3	0.5	10		113	70	130			
Surr: 1,2-Dichloroethane-d4	10.2		10		102	70	130			
Surr: Toluene-d8	9.16		10		92	70	130			
Surr: 4-Bromofluorobenzene	11.7		10		117	70	130			



# Alpha Analytical, Inc.

255 Glendale Ave. • Suite 21 • Sparks, Nevada 89431-5778  
(775) 355-1044 • (775) 355-0406 FAX • 1-800-283-1183

Date:  
18-Mar-15

## QC Summary Report

Work Order:  
15031145

### Sample Matrix Spike

Type MS Test Code: EPA Method 624/8260

File ID: 15031207.D

Batch ID: MS08W0312A

Analysis Date: 03/12/2015 13:39

Sample ID: 15031145-01AMS

Units: µg/L

Run ID: MSD\_08\_150312A

Prep Date: 03/12/2015 13:39

Analyte	Result	PQL	SpkVal	SpkRefVal	%REC	LCL(ME)	UCL(ME)	RPDRefVal	%RPD(Limit)	Qual
1,1-Dichloroethene	59.8	2.5	50	0	120	62	133			
Methyl tert-butyl ether (MTBE)	51.7	1.3	50	0	103	56	140			
Benzene	51.9	1.3	50	0	104	67	134			
Trichloroethene	50.5	2.5	50	0	101	68	138			
Toluene	55.1	1.3	50	0	110	38	130			
Chlorobenzene	57.5	2.5	50	0	115	70	130			
Ethylbenzene	53.9	1.3	50	0	108	70	130			
m,p-Xylene	60.1	1.3	50	0.66	119	65	139			
o-Xylene	58.5	1.3	50	0	117	69	130			
Surr: 1,2-Dichloroethane-d4	49.4		50		99	70	130			
Surr: Toluene-d8	46.6		50		93	70	130			
Surr: 4-Bromofluorobenzene	55.2		50		110	70	130			

### Sample Matrix Spike Duplicate

Type MSD Test Code: EPA Method 624/8260

File ID: 15031208.D

Batch ID: MS08W0312A

Analysis Date: 03/12/2015 14:03

Sample ID: 15031145-01AMSD

Units: µg/L

Run ID: MSD\_08\_150312A

Prep Date: 03/12/2015 14:03

Analyte	Result	PQL	SpkVal	SpkRefVal	%REC	LCL(ME)	UCL(ME)	RPDRefVal	%RPD(Limit)	Qual
1,1-Dichloroethene	58.6	2.5	50	0	117	62	133	59.83	2.0(35)	
Methyl tert-butyl ether (MTBE)	52.5	1.3	50	0	105	56	140	51.69	1.5(40)	
Benzene	53.8	1.3	50	0	108	67	134	51.89	3.6(21)	
Trichloroethene	51.5	2.5	50	0	103	68	138	50.53	1.9(20)	
Toluene	56.5	1.3	50	0	113	38	130	55.1	2.6(20)	
Chlorobenzene	58.4	2.5	50	0	117	70	130	57.53	1.4(20)	
Ethylbenzene	55.2	1.3	50	0	110	70	130	53.92	2.3(20)	
m,p-Xylene	61.4	1.3	50	0.66	121	65	139	60.06	2.1(20)	
o-Xylene	60.6	1.3	50	0	121	69	130	58.51	3.4(20)	
Surr: 1,2-Dichloroethane-d4	49.3		50		99	70	130			
Surr: Toluene-d8	46.4		50		93	70	130			
Surr: 4-Bromofluorobenzene	55.7		50		111	70	130			

### Comments:

Calculations are based off of raw (non-rounded) data. However, for reporting purposes, all QC data is rounded to three significant figures. Therefore, hand calculated values may differ slightly.

Billing Information :

# CHAIN-OF-CUSTODY RECORD

# AMENDED

# CA RUSH! Page 1 of 1

**Alpha Analytical, Inc.**  
 255 Glendale Avenue, Suite 21 Sparks, Nevada 89431-5778  
 TEL: (775) 355-1044 FAX: (775) 355-0406

**WorkOrder : STR15031145**  
**Report Due By : 5:00 PM On : 16-Mar-15**

**Client:**  
 Stratus Environmental  
 3330 Cameron Park Drive  
 Suite 550  
 Cameron Park, CA 95682-8861

Report Attention	Phone Number	E-Mail Address
Scott Bittinger	(530) 676-2062 x	sbittinger@stratusinc.net

EDD Required : Yes

Sampled by : C. Hill


**PO :**  
 Client's COC # : 16143      Job : Grimit Auto

Cooler Temp      Samples Received      Date Printed  
 0 °C                      11-Mar-15                      12-Mar-15

QC Level : S3 = Final Rpt, MBLK, LCS, MS/MSD With Surrogates

Alpha Sample ID	Client Sample ID	Collection Matrix	Date	No. of Bottles			Requested Tests							Sample Remarks			
				Alpha	Sub	TAT	TPH/P_W	VOC_W									
STR15031145-01A	Grim W INF	AQ	03/10/15 09:22	6	0	3	GAS-C	8260/Naph/M _Cs									

**Comments:** 72hr TAT per client notes. Security seals intact. Frozen ice. Chain split into three separate work orders due to different TAT. Amended on 3/12/15 to change 8260 analysis from soil to aqueous do to login error. JA :

Signature	Print Name	Company	Date/Time
		Alpha Analytical, Inc.	3/12/15 10:50

NOTE: Samples are discarded 60 days after results are reported unless other arrangements are made. Hazardous samples will be returned to client or disposed of at client expense. The report for the analysis of the above samples is applicable only to those samples received by the laboratory with this COC. The liability of the laboratory is limited to the amount paid for the report.  
 Matrix Type : AQ(Aqueous) AR(Air) SO(Soil) WS(Waste) DW(Drinking Water) OT(Other)      Bottle Type: L-Liter V-Voa S-Soil Jar O-Orbo T-Tedlar B-Brass P-Plastic OT-Other



Billing Information :

# CHAIN-OF-CUSTODY RECORD

# RUSH!

# CA

**Alpha Analytical, Inc.**  
 255 Glendale Avenue, Suite 21 Sparks, Nevada 89431-5778  
 TEL: (775) 355-1044 FAX: (775) 355-0406

**WorkOrder : STR15031145**  
**Report Due By : 5:00 PM On : 16-Mar-15**

**Client:**  
 Stratus Environmental  
 3330 Cameron Park Drive  
 Suite 550  
 Cameron Park, CA 95682-8861

Report Attention	Phone Number	EMail Address
Scott Bittinger	(530) 676-2062 x	sbittinger@stratusinc.net

EDD Required : Yes

Sampled by : C. Hill

PO :

Client's COC # : 16143

Job : Grit Auto

Cooler Temp	Samples Received	Date Printed
0 °C	11-Mar-15	11-Mar-15

QC Level : S3 = Final Rpt, MBLK, LCS, MS/MSD With Surrogates

Alpha Sample ID	Client Sample ID	Collection Matrix	No. of Bottles Alpha Sub TAT	Requested Tests								Sample Remarks	
				TPH/P_W	VOC_S								
STR15031145-01A	Grim W INF	AQ 03/10/15 09:22	6 0 3	GAS-C	8260/Naph/M Cs								

Comments:

72hr TAT per client notes. Security seals intact. Frozen ice. Chain split into three separate work orders due to different TAT.:

Signature	Print Name	Company	Date/Time
	JESSICA ALVARADO	Alpha Analytical, Inc.	3/11/15 1030

NOTE: Samples are discarded 60 days after results are reported unless other arrangements are made. Hazardous samples will be returned to client or disposed of at client expense. The report for the analysis of the above samples is applicable only to those samples received by the laboratory with this COC. The liability of the laboratory is limited to the amount paid for the report.

Matrix Type : AQ(Aqueous) AR(Air) SO(Soil) WS(Waste) DW(Drinking Water) OT(Other)      Bottle Type: L-Liter V-Voa S-Soil Jar O-Orbo T-Tedlar B-Brass P-Plastic OT-Other

Billing Information:  
 Company: Stank's  
 Attn: Debbie  
 Address: 3337 Cameron Pl Dr  
 City, State, Zip: Cameron Pl  
 Phone Number: 5306766004 Fax: 5306766005



Alpha Analytical, Inc.  
 Main Laboratory: 255 Glendale Ave, Suite 21 Sparks, NV 89431  
 Satellite Service Centers:  
 Northern CA: 9991 Horn Road, Suite C, Rancho Cordova, CA 95827  
 Southern CA: 1007 E. Dominguez St., Suite O, Carson, CA 90746  
 Northern NV: 1250 Lamoille Hwy., #310, Elko, NV 89801  
 Southern NV: 6255 McLeod Ave, Suite 24, Las Vegas, NV 89120

Phone: 775-355-1044  
 Fax: 775-355-0406  
 Phone: 918-366-9089  
 Phone: 714-386-2901  
 Phone: 775-388-7043  
 Phone: 702-281-4848

16143  
 Page # 1 of 1

Consultant/Client Info: Stank's  
 Job and Purchase Order Info: Job # Grimit Auto  
 Report Attention/Project Manager: Scott  
 QC Deliverable Info: EDD Required? Yes / No EDF Required? Yes / No  
 Global ID: T0600100667  
 Data Validation Packages: III or IV

Samples Collected from which State? (circle one) AR CA KS NV OR WA DOD Site Other

Time Sampled (M:MM)	Date Sampled (M/DD)	Matrix (See Key Below)	Lab ID Number (For Lab Use Only)	Sample Description	TAT	# Containers* (See Key Below)	Field Filtered?		Analysis Requested						Remarks
							Yes	No	ORO	BKX	MTBA	1,2,4-DCA	Alkythylene	VOCS *	
0922	5/18	AQ		Grim W IWF	STD		X		X	X	X	X	X		
0946	)	)		Grim W GACI	STD		X		X	X	X	X	X		
0913	)	AQ		Grim W EFF	24		X	X	X	X	X	X	X		

ADDITIONAL INSTRUCTIONS: \* VOCS including PCE, TCE, Vinylchloride

I (field sampler) attest to the validity and authenticity of this sample(s). I am aware that tampering with or intentionally mislabeling the sample location, date or time of collection is considered fraud and may be grounds for legal action. NAC 445.0636 (c) (2).

Sampled By: <u>PHILE</u>	Date: <u>3/10/15</u>	Time: <u>1200</u>	Received by: (Signature/Affiliation): <u>Menissa T</u>	Date: <u>3-10-15</u>	Time: <u>1200</u>
Relinquished by: (Signature/Affiliation): <u>Phile Stator</u>	Date:	Time:	Received by: (Signature/Affiliation): <u>[Signature]</u>	Date: <u>3/11/15</u>	Time: <u>1010</u>
Relinquished by: (Signature/Affiliation):	Date:	Time:	Received by: (Signature/Affiliation):	Date:	Time:

\* Key: AQ - Aqueous WA - Waste OT - Other So - Soil \*\* L - Liter V - VOA S - Soil Jar O - Orbo T - Tedlar B - Brass P - Plastic OT - Other

NOTE: Samples are discarded 60 days after sample receipt unless other arrangements are made. Hazardous samples will be returned to client or disposed of at client expense. The report for the analysis of the above samples is applicable only to those samples received by the laboratory with this COC. The liability of the laboratory is limited to the amount paid for the report.



# Alpha Analytical, Inc.

255 Glendale Ave. • Suite 21 • Sparks, Nevada 89431-5778  
(775) 355-1044 • (775) 355-0406 FAX • 1-800-283-1183

## ANALYTICAL REPORT

Stratus Environmental  
3330 Cameron Park Drive  
Cameron Park, CA 956828861

Attn: Scott Bittinger  
Phone: (530) 676-2062  
Fax: (530) 676-6005  
Date Received : 03/11/15

Job: Gritmit Auto

### Total Petroleum Hydrocarbons - Purgeable (TPH-P) EPA Method SW8015B / SW8260B

Parameter	Concentration	Reporting Limit	Date Extracted	Date Analyzed
Client ID: Grim W GAC1				
Lab ID: STR15031146-01A TPH-P (GRO)	ND	50 µg/L	03/15/15	03/15/15
Date Sampled 03/10/15 09:18				

Gasoline Range Organics (GRO) C4-C13

ND = Not Detected

Reported in micrograms per Liter, per client request.



*Roger Scholl*     *Randy Gardner*     *Walter Hinchman*

Roger L. Scholl, Ph.D., Laboratory Director • Randy Gardner, Laboratory Manager • Walter Hinchman, Quality Assurance Officer  
Sacramento, CA • (916) 366-9089 / Las Vegas, NV • (702) 281-4848 / Carson, CA • (714) 386-2901 / info@alpha-analytical.com

Alpha Analytical, Inc. certifies that the test results meet all requirements of NELAC unless footnoted otherwise.

Statement of Data Authenticity: Alpha Analytical, Inc. attests that the data reported has not been altered in any way.

Alpha Analytical, Inc. currently holds appropriate and available California (#2019) and NELAC (01154CA) certifications for the data reported. Test results relate only to reported samples.



✓  
3/18/15  
Report Date



# Alpha Analytical, Inc.

255 Glendale Ave. • Suite 21 • Sparks, Nevada 89431-5778  
(775) 355-1044 • (775) 355-0406 FAX • 1-800-283-1183

## ANALYTICAL REPORT

Stratus Environmental  
3330 Cameron Park Drive  
Cameron Park, CA 956828861  
Job: Gritmit Auto

Attn: Scott Bittinger  
Phone: (530) 676-2062  
Fax: (530) 676-6005

Alpha Analytical Number: STR15031146-01A  
Client I.D. Number: Grim W GAC1

Sampled: 03/10/15 09:18  
Received: 03/11/15  
Extracted: 03/15/15  
Analyzed: 03/15/15

### Volatile Organics by GC/MS EPA Method 624/8260

Compound	Concentration	Reporting Limit	Compound	Concentration	Reporting Limit
1 Chloromethane	ND	2.0 µg/L	26 Chlorobenzene	ND	1.0 µg/L
2 Vinyl chloride	ND	1.0 µg/L	27 Ethylbenzene	ND	0.50 µg/L
3 Chloroethane	ND	1.0 µg/L	28 m,p-Xylene	ND	0.50 µg/L
4 Bromomethane	ND	2.0 µg/L	29 Bromoform	ND	1.0 µg/L
5 Trichlorofluoromethane	ND	1.0 µg/L	30 o-Xylene	ND	0.50 µg/L
6 1,1-Dichloroethene	ND	1.0 µg/L	31 1,1,2,2-Tetrachloroethane	ND	1.0 µg/L
7 Dichloromethane	ND	2.0 µg/L	32 1,3-Dichlorobenzene	ND	1.0 µg/L
8 trans-1,2-Dichloroethene	ND	1.0 µg/L	33 1,4-Dichlorobenzene	ND	1.0 µg/L
9 Methyl tert-butyl ether (MTBE)	ND	0.50 µg/L	34 1,2-Dichlorobenzene	ND	1.0 µg/L
10 1,1-Dichloroethane	ND	1.0 µg/L	35 Naphthalene	ND	2.0 µg/L
11 cis-1,2-Dichloroethene	ND	1.0 µg/L			
12 Chloroform	ND	1.0 µg/L			
13 1,2-Dichloroethane	ND	1.0 µg/L			
14 1,1,1-Trichloroethane	ND	1.0 µg/L			
15 Carbon tetrachloride	ND	1.0 µg/L			
16 Benzene	ND	0.50 µg/L			
17 1,2-Dichloropropane	ND	1.0 µg/L			
18 Trichloroethene	ND	1.0 µg/L			
18 Bromodichloromethane	ND	1.0 µg/L			
20 cis-1,3-Dichloropropene	ND	1.0 µg/L			
21 trans-1,3-Dichloropropene	ND	1.0 µg/L			
22 1,1,2-Trichloroethane	ND	1.0 µg/L			
23 Toluene	ND	0.50 µg/L			
24 Dibromochloromethane	ND	1.0 µg/L			
25 Tetrachloroethene	ND	1.0 µg/L			

ND = Not Detected



*Roger Scholl*     *Randy Gardner*     *Walter Hinchman*  
Roger L. Scholl, Ph.D., Laboratory Director • Randy Gardner, Laboratory Manager • Walter Hinchman, Quality Assurance Officer  
Sacramento, CA • (916) 366-9089 / Las Vegas, NV • (702) 281-4848 / Carson, CA • (714) 386-2901 / info@alpha-analytical.com

Alpha Analytical, Inc. certifies that the test results meet all requirements of NELAC unless footnoted otherwise.  
Statement of Data Authenticity: Alpha Analytical, Inc. attests that the data reported has not been altered in any way.



3/18/15

Report Date

Page 1 of 1

Alpha Analytical, Inc. currently holds appropriate and available California (#2019) and NELAC (01154CA) certifications for the data reported. Test results relate only to reported samples.



# Alpha Analytical, Inc.

255 Glendale Ave. • Suite 21 • Sparks, Nevada 89431-5778  
(775) 355-1044 • (775) 355-0406 FAX • 1-800-283-1183

---

## VOC Sample Preservation Report

**Work Order:** STR15031146

**Job:** Gritmit Auto

---

Alpha's Sample ID	Client's Sample ID	Matrix	pH
15031146-01A	Grim W GAC1	Aqueous	2

---

3/18/15  
**Report Date**



# Alpha Analytical, Inc.

255 Glendale Ave. • Suite 21 • Sparks, Nevada 89431-5778

(775) 355-1044 • (775) 355-0406 FAX • 1-800-283-1183

Date:  
17-Mar-15

## QC Summary Report

Work Order:  
15031146

Method Blank		Type	Test Code: EPA Method SW8015B/C / SW8260B							
File ID: C:\HPCHEM\MS06\DATA\150315\15031502.D			Batch ID: MS06W0315B				Analysis Date: 03/15/2015 10:15			
Sample ID:	MBLK MS06W0315B	Units : µg/L	Run ID: MSD_06_150315A			Prep Date: 03/15/2015 10:15				
Analyte	Result	PQL	SpkVal	SpkRefVal	%REC	LCL(ME)	UCL(ME)	RPDRefVal	%RPD(Limit)	Qual
TPH-P (GRO)	ND	50								
Surr: 1,2-Dichloroethane-d4	10		10		100	70	130			
Surr: Toluene-d8	9.27		10		93	70	130			
Surr: 4-Bromofluorobenzene	9.07		10		91	70	130			

Laboratory Control Spike		Type	Test Code: EPA Method SW8015B/C / SW8260B							
File ID: C:\HPCHEM\MS06\DATA\150315\15031504.D			Batch ID: MS06W0315B				Analysis Date: 03/15/2015 11:00			
Sample ID:	GLCS MS06W0315B	Units : µg/L	Run ID: MSD_06_150315A			Prep Date: 03/15/2015 11:00				
Analyte	Result	PQL	SpkVal	SpkRefVal	%REC	LCL(ME)	UCL(ME)	RPDRefVal	%RPD(Limit)	Qual
TPH-P (GRO)	399	50	400		99.8	70	130			
Surr: 1,2-Dichloroethane-d4	10.4		10		104	70	130			
Surr: Toluene-d8	9.17		10		92	70	130			
Surr: 4-Bromofluorobenzene	9.45		10		95	70	130			

Sample Matrix Spike		Type	Test Code: EPA Method SW8015B/C / SW8260B							
File ID: C:\HPCHEM\MS06\DATA\150315\15031522.D			Batch ID: MS06W0315B				Analysis Date: 03/15/2015 18:02			
Sample ID:	15031146-01AGS	Units : µg/L	Run ID: MSD_06_150315A			Prep Date: 03/15/2015 18:02				
Analyte	Result	PQL	SpkVal	SpkRefVal	%REC	LCL(ME)	UCL(ME)	RPDRefVal	%RPD(Limit)	Qual
TPH-P (GRO)	2040	250	2000		0	102	54	143		
Surr: 1,2-Dichloroethane-d4	57.4		50		115	70	130			
Surr: Toluene-d8	45.6		50		91	70	130			
Surr: 4-Bromofluorobenzene	47.9		50		96	70	130			

Sample Matrix Spike Duplicate		Type	Test Code: EPA Method SW8015B/C / SW8260B							
File ID: C:\HPCHEM\MS06\DATA\150315\15031523.D			Batch ID: MS06W0315B				Analysis Date: 03/15/2015 18:25			
Sample ID:	15031146-01AGSD	Units : µg/L	Run ID: MSD_06_150315A			Prep Date: 03/15/2015 18:25				
Analyte	Result	PQL	SpkVal	SpkRefVal	%REC	LCL(ME)	UCL(ME)	RPDRefVal	%RPD(Limit)	Qual
TPH-P (GRO)	2440	250	2000		0	122	54	143	2040	18.0(23)
Surr: 1,2-Dichloroethane-d4	52.1		50		104	70	130			
Surr: Toluene-d8	44.8		50		90	70	130			
Surr: 4-Bromofluorobenzene	47.5		50		95	70	130			

### Comments:

Calculations are based off of raw (non-rounded) data. However, for reporting purposes, all QC data is rounded to three significant figures. Therefore, hand calculated values may differ slightly.

Reported in micrograms per Liter, per client request.



# Alpha Analytical, Inc.

255 Glendale Ave. • Suite 21 • Sparks, Nevada 89431-5778  
(775) 355-1044 • (775) 355-0406 FAX • 1-800-283-1183

Date:  
17-Mar-15

## QC Summary Report

Work Order:  
15031146

### Method Blank

Type MBLK Test Code: EPA Method 624/8260

File ID: C:\HPCHEM\MS06\DATA\150315\15031502.D

Batch ID: MS06W0315A

Analysis Date: 03/15/2015 10:15

Sample ID: MBLK MS06W0315A

Units: µg/L

Run ID: MSD\_06\_150315A

Prep Date: 03/15/2015 10:15

Analyte	Result	PQL	SpkVal	SpkRefVal	%REC	LCL(ME)	UCL(ME)	RPDRefVal	%RPD(Limit)	Qual
Chloromethane	ND	2								
Vinyl chloride	ND	1								
Chloroethane	ND	1								
Bromomethane	ND	2								
Trichlorofluoromethane	ND	1								
1,1-Dichloroethene	ND	1								
Dichloromethane	ND	2								
trans-1,2-Dichloroethene	ND	1								
Methyl tert-butyl ether (MTBE)	ND	0.5								
1,1-Dichloroethane	ND	1								
cis-1,2-Dichloroethene	ND	1								
Chloroform	ND	1								
1,2-Dichloroethane	ND	1								
1,1,1-Trichloroethane	ND	1								
Carbon tetrachloride	ND	1								
Benzene	ND	0.5								
1,2-Dichloropropane	ND	1								
Trichloroethene	ND	1								
Bromodichloromethane	ND	1								
cis-1,3-Dichloropropene	ND	1								
trans-1,3-Dichloropropene	ND	1								
1,1,2-Trichloroethane	ND	1								
Toluene	ND	0.5								
Dibromochloromethane	ND	1								
Tetrachloroethene	ND	1								
Chlorobenzene	ND	1								
Ethylbenzene	ND	0.5								
m,p-Xylene	ND	0.5								
Bromoform	ND	1								
o-Xylene	ND	0.5								
1,1,2,2-Tetrachloroethane	ND	1								
1,3-Dichlorobenzene	ND	1								
1,4-Dichlorobenzene	ND	1								
1,2-Dichlorobenzene	ND	1								
Naphthalene	ND	2								
Surr: 1,2-Dichloroethane-d4	10		10		100	70	130			
Surr: Toluene-d8	9.27		10		93	70	130			
Surr: 4-Bromofluorobenzene	9.07		10		91	70	130			

### Laboratory Control Spike

Type LCS

Test Code: EPA Method 624/8260

File ID: C:\HPCHEM\MS06\DATA\150315\15031503.D

Batch ID: MS06W0315A

Analysis Date: 03/15/2015 10:37

Sample ID: LCS MS06W0315A

Units: µg/L

Run ID: MSD\_06\_150315A

Prep Date: 03/15/2015 10:37

Analyte	Result	PQL	SpkVal	SpkRefVal	%REC	LCL(ME)	UCL(ME)	RPDRefVal	%RPD(Limit)	Qual
1,1-Dichloroethene	11.7	1	10		117	80	120			
Methyl tert-butyl ether (MTBE)	10.9	0.5	10		109	63	137			
Benzene	10.3	0.5	10		103	70	130			
Trichloroethene	11.3	1	10		113	68	138			
Toluene	10.6	0.5	10		106	80	120			
Chlorobenzene	11.4	1	10		114	70	130			
Ethylbenzene	10.8	0.5	10		108	80	120			
m,p-Xylene	11.1	0.5	10		111	65	139			
o-Xylene	11	0.5	10		110	70	130			
Surr: 1,2-Dichloroethane-d4	10.2		10		102	70	130			
Surr: Toluene-d8	9.87		10		99	70	130			
Surr: 4-Bromofluorobenzene	9.65		10		97	70	130			



# Alpha Analytical, Inc.

255 Glendale Ave. • Suite 21 • Sparks, Nevada 89431-5778

(775) 355-1044 • (775) 355-0406 FAX • 1-800-283-1183

Date:  
17-Mar-15

## QC Summary Report

Work Order:  
15031146

### Sample Matrix Spike

Type MS Test Code: EPA Method 624/8260

File ID: C:\HPCHEM\MS06\DATA\150315\15031520.D

Batch ID: MS06W0315A

Analysis Date: 03/15/2015 17:17

Sample ID: 15031146-01AMS

Units: µg/L

Run ID: MSD\_06\_150315A

Prep Date: 03/15/2015 17:17

Analyte	Result	PQL	SpkVal	SpkRefVal	%REC	LCL(ME)	UCL(ME)	RPDRefVal	%RPD(Limit)	Qual
1,1-Dichloroethene	58.8	2.5	50	0	118	62	133			
Methyl tert-butyl ether (MTBE)	57.2	1.3	50	0	114	56	140			
Benzene	51.4	1.3	50	0	103	67	134			
Trichloroethene	55.2	2.5	50	0	110	68	138			
Toluene	51.6	1.3	50	0	103	38	130			
Chlorobenzene	56.6	2.5	50	0	113	70	130			
Ethylbenzene	53	1.3	50	0	106	70	130			
m,p-Xylene	53.5	1.3	50	0	107	65	139			
o-Xylene	53.7	1.3	50	0	107	69	130			
Surr: 1,2-Dichloroethane-d4	55.2		50		110	70	130			
Surr: Toluene-d8	48.1		50		96	70	130			
Surr: 4-Bromofluorobenzene	47.7		50		95	70	130			

### Sample Matrix Spike Duplicate

Type MSD Test Code: EPA Method 624/8260

File ID: C:\HPCHEM\MS06\DATA\150315\15031521.D

Batch ID: MS06W0315A

Analysis Date: 03/15/2015 17:40

Sample ID: 15031146-01AMSD

Units: µg/L

Run ID: MSD\_06\_150315A

Prep Date: 03/15/2015 17:40

Analyte	Result	PQL	SpkVal	SpkRefVal	%REC	LCL(ME)	UCL(ME)	RPDRefVal	%RPD(Limit)	Qual
1,1-Dichloroethene	55.1	2.5	50	0	110	62	133	58.75	6.5(35)	
Methyl tert-butyl ether (MTBE)	57.6	1.3	50	0	115	56	140	57.24	0.6(40)	
Benzene	50.6	1.3	50	0	101	67	134	51.36	1.5(21)	
Trichloroethene	55.1	2.5	50	0	110	68	138	55.23	0.2(20)	
Toluene	51.6	1.3	50	0	103	38	130	51.56	0.1(20)	
Chlorobenzene	56	2.5	50	0	112	70	130	56.55	1.1(20)	
Ethylbenzene	52.7	1.3	50	0	105	70	130	53.03	0.7(20)	
m,p-Xylene	53.9	1.3	50	0	108	65	139	53.47	0.7(20)	
o-Xylene	54.1	1.3	50	0	108	69	130	53.71	0.6(20)	
Surr: 1,2-Dichloroethane-d4	53.3		50		107	70	130			
Surr: Toluene-d8	49.4		50		99	70	130			
Surr: 4-Bromofluorobenzene	47.2		50		94	70	130			

### Comments:

Calculations are based off of raw (non-rounded) data. However, for reporting purposes, all QC data is rounded to three significant figures. Therefore, hand calculated values may differ slightly.



AMENDED

Billing Information :

CHAIN-OF-CUSTODY RECORD

CA

Alpha Analytical, Inc.
255 Glendale Avenue, Suite 21 Sparks, Nevada 89431-5778
TEL: (775) 355-1044 FAX: (775) 355-0406

WorkOrder : STR15031146
Report Due By : 5:00 PM On : 18-Mar-15

Client:
Stratus Environmental
3330 Cameron Park Drive
Suite 550
Cameron Park, CA 95682-8861

Table with 3 columns: Report Attention, Phone Number, Email Address. Row 1: Scott Bittinger, (530) 676-2062 x, sbittinger@stratusinc.net

EDD Required : Yes

Sampled by : C. Hill

Table with 3 columns: Cooler Temp, Samples Received, Date Printed. Row 1: 0 °C, 11-Mar-15, 12-Mar-15

PO :
Client's COC # : 16143 Job : Grit Auto

QC Level : S3 = Final Rpt, MBLK, LCS, MS/MSD With Surrogates

Main data table with columns: Alpha Sample ID, Client Sample ID, Collection Matrix, Date, No. of Bottles (Alpha, Sub, TAT), Requested Tests (TPHP\_W, VOC\_W, etc.), Sample Remarks. Row 1: STR15031146-01A, Grim W GAC1, AQ, 03/10/15 09:18, 6, 0, 5, GAS-C, 8260/Naph/M\_Cs

Comments: Security seals intact. Frozen ice. Chain split into three separate work orders due to different TAT. Amended on 3/12/15 to change 8260 analysis from soil to aqueous do to login error. JA :

Signature/Log table with columns: Signature, Print Name, Company, Date/Time. Row 1: [Signature], JESSICA AWARADO, Alpha Analytical, Inc., 3/12/15 1050

NOTE: Samples are discarded 60 days after results are reported unless other arrangements are made. Hazardous samples will be returned to client or disposed of at client expense.
The report for the analysis of the above samples is applicable only to those samples received by the laboratory with this COC. The liability of the laboratory is limited to the amount paid for the report.
Matrix Type : AQ(Aqueous) AR(Air) SO(Soil) WS(Waste) DW(Drinking Water) OT(Other) Bottle Type: L-Liter V-Voa S-Soil Jar O-Orbo T-Tedlar B-Brass P-Plastic OT-Other

Billing Information :

# CHAIN-OF-CUSTODY RECORD

**Alpha Analytical, Inc.**  
 255 Glendale Avenue, Suite 21 Sparks, Nevada 89431-5778  
 TEL: (775) 355-1044 FAX: (775) 355-0406

# CA

**WorkOrder : STR15031146**  
**Report Due By : 5:00 PM On : 18-Mar-15**

**Client:**  
 Stratus Environmental  
 3330 Cameron Park Drive  
 Suite 550  
 Cameron Park, CA 95682-8861

Report Attention	Phone Number	EEmail Address
Scott Bittinger	(530) 676-2062 x	sbittinger@stratusinc.net

EDD Required : Yes

Sampled by : C. Hill


**PO :**  
 Client's COC # : 16143                      Job : Grimit Auto

Cooler Temp	Samples Received	Date Printed
0 °C	11-Mar-15	11-Mar-15

QC Level : S3 = Final Rpt, MBLK, LCS, MS/MSD With Surrogates

Alpha Sample ID	Client Sample ID	Collection Matrix	No. of Bottles Alpha	Sub	TAT	Requested Tests								Sample Remarks		
						TPH/P_W	VOC_S									
STR15031146-01A	Grim W GAC1	AQ	03/10/15 09:18	6	0	5	GAS-C	8260/Naph/M_Cs								

**Comments:**      Security seals intact. Frozen ice. Chain split into three separate work orders due to different TAT. :

Signature	Print Name	Company	Date/Time
	JESSICA ALVARADO	Alpha Analytical, Inc.	3/11/15 10:35

NOTE: Samples are discarded 60 days after results are reported unless other arrangements are made. Hazardous samples will be returned to client or disposed of at client expense. The report for the analysis of the above samples is applicable only to those samples received by the laboratory with this COC. The liability of the laboratory is limited to the amount paid for the report.  
 Matrix Type : AQ(Aqueous) AR(Air) SO(Soil) WS(Waste) DW(Drinking Water) OT(Other)      Bottle Type: L-Liter V-Voa S-Soil Jar O-Orbo T-Tedlar B-Brass P-Plastic OT-Other

Company: Stonks  
 Attn: Debbie  
 Address: 3330 Cameron Pk Dr  
 City, State, Zip: Gammon NV  
 Phone Number: 5306766004 Fax: 5306766004



Alpha Analytical, Inc.  
 Main Laboratory: 255 Glendale Ave, Suite 21 Sparks, NV 89431  
 Satellite Service Centers:  
 Northern CA: 9891 Horn Road, Suite C, Rancho Cordova, CA 95827  
 Southern CA: 1007 E. Dominguez St., Suite O, Carson, CA 90746  
 Northern NV: 1250 Lamoille Hwy., #310, Elko, NV 89801  
 Southern NV: 6255 McLeod Ave, Suite 24, Las Vegas, NV 89120

Phone: 775-355-1044  
 Fax: 775-355-0406  
 Phone: 916-366-9089  
 Phone: 714-386-2901  
 Phone: 775-388-7043  
 Phone: 702-281-4848

16143

Page # 1 of 1

Company: Stonks Job and Purchase Order Info: Job #: Grimit Auto Report Attention/Project Manager: Scott QC Deliverable Info:  
 Address: \_\_\_\_\_ Job Name: \_\_\_\_\_ Email Address: \_\_\_\_\_ EDD Required? Yes / No EDF Required? Yes / No  
 City, State, Zip: \_\_\_\_\_ P.O. #: \_\_\_\_\_ Phone #: \_\_\_\_\_ Global ID: T0600100667  
 Samples Collected from which State? (circle one) AR CA KS NV OR WA DOD Site Other Data Validation Packages: III or IV

Time Sampled (HHMM)	Date Sampled (MMDD)	Matrix* (See Key Below)	Lab ID Number (For Lab Use Only)	Sample Description	TAT	# Containers** (See Key Below)	Analysis Requested							Remarks
							Field Filtered?	ORO	BTEX	MTBE	1,2-DCA	Napthalene	VOCs*	
0922	3/8	AQ		Grim W IWF	STD		X	✓	✓	✓	✓	✓	✓	
0918	)	)		Grim W GAL	STD		X	✓	✓	✓	✓	✓	✓	
0913	)	AQ		Grim W EFF	24		X	✓	✓	✓	✓	✓	✓	

ADDITIONAL INSTRUCTIONS: \* VOCs including PCE, TCE, Vinylchloride

I (field sampler) attest to the validity and authenticity of this sample(s). I am aware that tampering with or intentionally mislabeling the sample location, date or time of collection is considered fraud and may be grounds for legal action. NAC 445.0636 (c) (2).

Sampled by: <u>PHILL</u>	Date: <u>3/10/15</u>	Time: <u>1200</u>	Received by: (Signature/Affiliation): <u>Menissa</u>	Date: <u>3-10-15</u>	Time: <u>1200</u>
Relinquished by: (Signature/Affiliation): <u>John Stanton</u>	Date:	Time:	Received by: (Signature/Affiliation): <u>[Signature]</u>	Date: <u>3/11/15</u>	Time: <u>1020</u>
Relinquished by: (Signature/Affiliation):	Date:	Time:	Received by: (Signature/Affiliation):	Date:	Time:

\* Key: AQ - Aqueous WA - Waste OT - Other So-Soil \*\* L - Litr V - VOA S - Soil Jar O - Orbo T - Tedlar B - Brass P - Plastic OT - Other  
 NOTE: Samples are discarded 60 days after sample receipt unless other arrangements are made. Hazardous samples will be returned to client or disposed of at client expense. The report for the analysis of the above samples is applicable only to those samples received by the laboratory with this COC. The liability of the laboratory is limited to the amount paid for the report.



# Alpha Analytical, Inc.

255 Glendale Ave. • Suite 21 • Sparks, Nevada 89431-5778  
(775) 355-1044 • (775) 355-0406 FAX • 1-800-283-1183

## ANALYTICAL REPORT

Stratus Environmental  
3330 Cameron Park Drive  
Cameron Park, CA 956828861

Attn: Scott Bittinger  
Phone: (530) 676-2062  
Fax: (530) 676-6005  
Date Received : 03/11/15

Job: Gritmit Auto

### Total Petroleum Hydrocarbons - Purgeable (TPH-P) EPA Method SW8015B / SW8260B

Parameter	Concentration	Reporting Limit	Date Extracted	Date Analyzed
Client ID : <b>Grim W EFF</b>				
Lab ID : STR15031144-01A TPH-P (GRO)	ND	50 µg/L	03/12/15	03/12/15
Date Sampled 03/10/15 09:13				

#### Gasoline Range Organics (GRO) C4-C13

ND = Not Detected

Reported in micrograms per Liter, per client request.



*Roger Scholl*     *Randy Gardner*     *Walter Hinchman*

Roger L. Scholl, Ph.D., Laboratory Director • • Randy Gardner, Laboratory Manager • • Walter Hinchman, Quality Assurance Officer  
Sacramento, CA • (916) 366-9089 / Las Vegas, NV • (702) 281-4848 / Carson, CA • (714) 386-2901 / info@alpha-analytical.com

Alpha Analytical, Inc. certifies that the test results meet all requirements of NELAC unless footnoted otherwise.

Statement of Data Authenticity : Alpha Analytical, Inc. attests that the data reported has not been altered in any way.



Alpha Analytical, Inc. currently holds appropriate and available California (#2019) and NELAC (01154CA) certifications for the data reported. Test results relate only to reported samples.

*[Signature]*  
3/12/15

**Report Date**



# Alpha Analytical, Inc.

255 Glendale Ave. • Suite 21 • Sparks, Nevada 89431-5778  
(775) 355-1044 • (775) 355-0406 FAX • 1-800-283-1183

## ANALYTICAL REPORT

Stratus Environmental  
3330 Cameron Park Drive  
Cameron Park, CA 956828861  
Job: Grit Auto

Attn: Scott Bittinger  
Phone: (530) 676-2062  
Fax: (530) 676-6005

Alpha Analytical Number: STR15031144-01A  
Client I.D. Number: Grim W EFF

Sampled: 03/10/15 09:13  
Received: 03/11/15  
Extracted: 03/12/15  
Analyzed: 03/12/15

### Volatile Organics by GC/MS EPA Method 624/8260

Compound	Concentration	Reporting Limit	Compound	Concentration	Reporting Limit
1 Chloromethane	ND	2.0 µg/L	26 Chlorobenzene	ND	1.0 µg/L
2 Vinyl chloride	ND	1.0 µg/L	27 Ethylbenzene	ND	0.50 µg/L
3 Chloroethane	ND	1.0 µg/L	28 m,p-Xylene	ND	0.50 µg/L
4 Bromomethane	ND	2.0 µg/L	29 Bromoform	ND	1.0 µg/L
5 Trichlorofluoromethane	ND	1.0 µg/L	30 o-Xylene	ND	0.50 µg/L
6 1,1-Dichloroethene	ND	1.0 µg/L	31 1,1,2,2-Tetrachloroethane	ND	1.0 µg/L
7 Dichloromethane	ND	2.0 µg/L	32 1,3-Dichlorobenzene	ND	1.0 µg/L
8 trans-1,2-Dichloroethene	ND	1.0 µg/L	33 1,4-Dichlorobenzene	ND	1.0 µg/L
9 Methyl tert-butyl ether (MTBE)	ND	0.50 µg/L	34 1,2-Dichlorobenzene	ND	1.0 µg/L
10 1,1-Dichloroethane	ND	1.0 µg/L	35 Naphthalene	ND	2.0 µg/L
11 cis-1,2-Dichloroethene	ND	1.0 µg/L			
12 Chloroform	ND	1.0 µg/L			
13 1,2-Dichloroethane	ND	1.0 µg/L			
14 1,1,1-Trichloroethane	ND	1.0 µg/L			
15 Carbon tetrachloride	ND	1.0 µg/L			
16 Benzene	ND	0.50 µg/L			
17 1,2-Dichloropropane	ND	1.0 µg/L			
18 Trichloroethene	ND	1.0 µg/L			
19 Bromodichloromethane	ND	1.0 µg/L			
20 cis-1,3-Dichloropropene	ND	1.0 µg/L			
21 trans-1,3-Dichloropropene	ND	1.0 µg/L			
22 1,1,2-Trichloroethane	ND	1.0 µg/L			
23 Toluene	ND	0.50 µg/L			
24 Dibromochloromethane	ND	1.0 µg/L			
25 Tetrachloroethene	ND	1.0 µg/L			

ND = Not Detected



*Roger Scholl*     *Randy Gardner*     *Walter Hinchman*  
Roger L. Scholl, Ph.D., Laboratory Director • Randy Gardner, Laboratory Manager • Walter Hinchman, Quality Assurance Officer  
Sacramento, CA • (916) 366-9089 / Las Vegas, NV • (702) 281-4848 / Carson, CA • (714) 386-2901 / info@alpha-analytical.com

Alpha Analytical, Inc. certifies that the test results meet all requirements of NELAC unless footnoted otherwise.  
Statement of Data Authenticity: Alpha Analytical, Inc. attests that the data reported has not been altered in any way.



*PSG*

3/12/15

Report Date

Page 1 of 1

Alpha Analytical, Inc. currently holds appropriate and available California (#2019) and NELAC (01154CA) certifications for the data reported. Test results relate only to reported samples.



# Alpha Analytical, Inc.

255 Glendale Ave. • Suite 21 • Sparks, Nevada 89431-5778

(775) 355-1044 • (775) 355-0406 FAX • 1-800-283-1183

---

## VOC Sample Preservation Report

---

Work Order: STR15031144

Job: Gritmit Auto

---

Alpha's Sample ID

Client's Sample ID

Matrix

pH

15031144-01A

Grim W EFF

Aqueous

2

---

3/12/15

Report Date



# Alpha Analytical, Inc.

255 Glendale Ave. • Suite 21 • Sparks, Nevada 89431-5778  
(775) 355-1044 • (775) 355-0406 FAX • 1-800-283-1183

Date:  
16-Mar-15

## QC Summary Report

Work Order:  
15031144

### Method Blank

File ID: 15031205.D

Type MBLK

Test Code: EPA Method SW8015B/C / SW8280B

Batch ID: MS15W0312B

Analysis Date: 03/12/2015 12:39

Sample ID: MBLK MS15W0312B

Units: µg/L

Run ID: MSD\_15\_150312A

Prep Date: 03/12/2015 12:39

Analyte	Result	PQL	SpkVal	SpkRefVal	%REC	LCL(ME)	UCL(ME)	RPDRefVal	%RPD(Limit)	Qual
TPH-P (GRO)	ND	50								
Surr: 1,2-Dichloroethane-d4	10.5		10		105	70	130			
Surr: Toluene-d8	10		10		100	70	130			
Surr: 4-Bromofluorobenzene	10.1		10		101	70	130			

### Laboratory Control Spike

File ID: 15031204.D

Type LCS

Test Code: EPA Method SW8015B/C / SW8280B

Batch ID: MS15W0312B

Analysis Date: 03/12/2015 12:10

Sample ID: GLCS MS15W0312B

Units: µg/L

Run ID: MSD\_15\_150312A

Prep Date: 03/12/2015 12:10

Analyte	Result	PQL	SpkVal	SpkRefVal	%REC	LCL(ME)	UCL(ME)	RPDRefVal	%RPD(Limit)	Qual
TPH-P (GRO)	391	50	400		98	70	130			
Surr: 1,2-Dichloroethane-d4	11		10		110	70	130			
Surr: Toluene-d8	9.73		10		97	70	130			
Surr: 4-Bromofluorobenzene	10.1		10		101	70	130			

### Sample Matrix Spike

File ID: 15031228.D

Type MS

Test Code: EPA Method SW8015B/C / SW8280B

Batch ID: MS15W0312B

Analysis Date: 03/12/2015 22:00

Sample ID: 15031147-01AGS

Units: µg/L

Run ID: MSD\_15\_150312A

Prep Date: 03/12/2015 22:00

Analyte	Result	PQL	SpkVal	SpkRefVal	%REC	LCL(ME)	UCL(ME)	RPDRefVal	%RPD(Limit)	Qual
TPH-P (GRO)	1970	250	2000		0 99	54	143			
Surr: 1,2-Dichloroethane-d4	56.4		50		113	70	130			
Surr: Toluene-d8	48.4		50		97	70	130			
Surr: 4-Bromofluorobenzene	49.5		50		99	70	130			

### Sample Matrix Spike Duplicate

File ID: 15031229.D

Type MSD

Test Code: EPA Method SW8015B/C / SW8280B

Batch ID: MS15W0312B

Analysis Date: 03/12/2015 22:25

Sample ID: 15031147-01AGSD

Units: µg/L

Run ID: MSD\_15\_150312A

Prep Date: 03/12/2015 22:25

Analyte	Result	PQL	SpkVal	SpkRefVal	%REC	LCL(ME)	UCL(ME)	RPDRefVal	%RPD(Limit)	Qual
TPH-P (GRO)	2060	250	2000		0 103	54	143	1971	4.3(23)	
Surr: 1,2-Dichloroethane-d4	56.9		50		114	70	130			
Surr: Toluene-d8	49.6		50		99	70	130			
Surr: 4-Bromofluorobenzene	50.3		50		101	70	130			

### Comments:

Calculations are based off of raw (non-rounded) data. However, for reporting purposes, all QC data is rounded to three significant figures. Therefore, hand calculated values may differ slightly.

Reported in micrograms per Liter, per client request.



# Alpha Analytical, Inc.

255 Glendale Ave. • Suite 21 • Sparks, Nevada 89431-5778

(775) 355-1044 • (775) 355-0406 FAX • 1-800-283-1183

Date:  
16-Mar-15

## QC Summary Report

Work Order:  
15031144

Method Blank  
File ID: 15031205.D

Type MBLK Test Code: EPA Method 624/8260

Batch ID: MS15W0312A

Analysis Date: 03/12/2015 12:39

Sample ID: MBLK MS15W0312A

Units: µg/L

Run ID: MSD\_15\_150312A

Prep Date: 03/12/2015 12:39

Analyte	Result	PQL	SpkVal	SpkRefVal	%REC	LCL(ME)	UCL(ME)	RPDRefVal	%RPD(Limit)	Qual
Chloromethane	ND	2								
Vinyl chloride	ND	1								
Chloroethane	ND	1								
Bromomethane	ND	2								
Trichlorofluoromethane	ND	1								
1,1-Dichloroethene	ND	1								
Dichloromethane	ND	2								
trans-1,2-Dichloroethene	ND	1								
Methyl tert-butyl ether (MTBE)	ND	0.5								
1,1-Dichloroethane	ND	1								
cis-1,2-Dichloroethene	ND	1								
Chloroform	ND	1								
1,2-Dichloroethane	ND	1								
1,1,1-Trichloroethane	ND	1								
Carbon tetrachloride	ND	1								
Benzene	ND	0.5								
1,2-Dichloropropane	ND	1								
Trichloroethene	ND	1								
Bromodichloromethane	ND	1								
cis-1,3-Dichloropropene	ND	1								
trans-1,3-Dichloropropene	ND	1								
1,1,2-Trichloroethane	ND	1								
Toluene	ND	0.5								
Dibromochloromethane	ND	1								
Tetrachloroethene	ND	1								
Chlorobenzene	ND	1								
Ethylbenzene	ND	0.5								
m,p-Xylene	ND	0.5								
Bromoform	ND	1								
o-Xylene	ND	0.5								
1,1,2,2-Tetrachloroethane	ND	1								
1,3-Dichlorobenzene	ND	1								
1,4-Dichlorobenzene	ND	1								
1,2-Dichlorobenzene	ND	1								
Naphthalene	ND	2								
Surr: 1,2-Dichloroethane-d4	10.5		10		105	70	130			
Surr: Toluene-d8	10		10		100	70	130			
Surr: 4-Bromofluorobenzene	10.1		10		101	70	130			

Laboratory Control Spike

Type LCS

Test Code: EPA Method 624/8260

File ID: 15031203.D

Batch ID: MS15W0312A

Analysis Date: 03/12/2015 11:46

Sample ID: LCS MS15W0312A

Units: µg/L

Run ID: MSD\_15\_150312A

Prep Date: 03/12/2015 11:46

Analyte	Result	PQL	SpkVal	SpkRefVal	%REC	LCL(ME)	UCL(ME)	RPDRefVal	%RPD(Limit)	Qual
1,1-Dichloroethene	9.78	1	10		98	80	120			
Methyl tert-butyl ether (MTBE)	8.47	0.5	10		85	63	137			
Benzene	9.4	0.5	10		94	70	130			
Trichloroethene	10.8	1	10		108	68	138			
Toluene	10.7	0.5	10		107	80	120			
Chlorobenzene	12.1	1	10		121	70	130			
Ethylbenzene	10.1	0.5	10		101	80	120			
m,p-Xylene	11	0.5	10		110	65	139			
o-Xylene	10.9	0.5	10		109	70	130			
Surr: 1,2-Dichloroethane-d4	9.49		10		95	70	130			
Surr: Toluene-d8	10.1		10		101	70	130			
Surr: 4-Bromofluorobenzene	9.98		10		99.8	70	130			





# Alpha Analytical, Inc.

255 Glendale Ave. • Suite 21 • Sparks, Nevada 89431-5778  
(775) 355-1044 • (775) 355-0406 FAX • 1-800-283-1183

Date:  
16-Mar-15

## QC Summary Report

Work Order:  
15031144

Sample Matrix Spike		Type	MS	Test Code: EPA Method 624/8260						
File ID: 15031226.D				Batch ID: MS15W0312A		Analysis Date: 03/12/2015 21:12				
Sample ID:	15030446-02AMS	Units : µg/L	Run ID: MSD_15_150312A	Prep Date: 03/12/2015 21:12						
Analyte	Result	PQL	SpkVal	SpkRefVal	%REC	LCL(ME)	UCL(ME)	RPDRefVal	%RPD(Limit)	Qual
1,1-Dichloroethene	39.5	2.5	50	0	79	62	133			
Methyl tert-butyl ether (MTBE)	48.3	1.3	50	0	97	56	140			
Benzene	41	1.3	50	0	82	67	134			
Trichloroethene	42.8	2.5	50	0	86	68	138			
Toluene	43.4	1.3	50	0	87	38	130			
Chlorobenzene	51	2.5	50	0	102	70	130			
Ethylbenzene	38.9	1.3	50	0	78	70	130			
m,p-Xylene	42.1	1.3	50	0	84	65	139			
o-Xylene	44.3	1.3	50	0	89	69	130			
Surr: 1,2-Dichloroethane-d4	54.7		50		109	70	130			
Surr: Toluene-d8	48.7		50		97	70	130			
Surr: 4-Bromofluorobenzene	49.1		50		98	70	130			

Sample Matrix Spike Duplicate		Type	MSD	Test Code: EPA Method 624/8260						
File ID: 15031227.D				Batch ID: MS15W0312A		Analysis Date: 03/12/2015 21:36				
Sample ID:	15030446-02AMSD	Units : µg/L	Run ID: MSD_15_150312A	Prep Date: 03/12/2015 21:36						
Analyte	Result	PQL	SpkVal	SpkRefVal	%REC	LCL(ME)	UCL(ME)	RPDRefVal	%RPD(Limit)	Qual
1,1-Dichloroethene	37.7	2.5	50	0	75	62	133	39.54	4.8(35)	
Methyl tert-butyl ether (MTBE)	46.2	1.3	50	0	92	56	140	48.33	4.6(40)	
Benzene	39.1	1.3	50	0	78	67	134	41	4.8(21)	
Trichloroethene	41.7	2.5	50	0	83	68	138	42.82	2.8(20)	
Toluene	42.1	1.3	50	0	84	38	130	43.37	3.0(20)	
Chlorobenzene	49.3	2.5	50	0	99	70	130	51.01	3.4(20)	
Ethylbenzene	38.7	1.3	50	0	77	70	130	38.88	0.5(20)	
m,p-Xylene	42.2	1.3	50	0	84	65	139	42.12	0.2(20)	
o-Xylene	43.3	1.3	50	0	87	69	130	44.27	2.2(20)	
Surr: 1,2-Dichloroethane-d4	54.1		50		108	70	130			
Surr: Toluene-d8	49.4		50		99	70	130			
Surr: 4-Bromofluorobenzene	49.8		50		99.5	70	130			

### Comments:

Calculations are based off of raw (non-rounded) data. However, for reporting purposes, all QC data is rounded to three significant figures. Therefore, hand calculated values may differ slightly.

Billing Information :

# CHAIN-OF-CUSTODY RECORD

# AMENDED

# CA RUSH

Page: 1 of 1

**Alpha Analytical, Inc.**  
 255 Glendale Avenue, Suite 21 Sparks, Nevada 89431-5778  
 TEL: (775) 355-1044 FAX: (775) 355-0406

WorkOrder : STR15031144  
 Report Due By : 5:00 PM On : 12-Mar-15

Client:  
 Stratus Environmental  
 3330 Cameron Park Drive  
 Suite 550  
 Cameron Park, CA 95682-8861

Report Attention	Phone Number	EEmail Address
Scott Bittinger	(530) 676-2062 x	sbittinger@stratusinc.net

EDD Required : Yes

Sampled by : C. Hill

PO :  
 Client's COC # : 16143 Job : Grimit Auto

Cooler Temp	Samples Received	Date Printed
0 °C	11-Mar-15	12-Mar-15

QC Level : S3 = Final Rpt, MBLK, LCS, MS/MSD With Surrogates

Alpha Sample ID	Client Sample ID	Collection Matrix	No. of Bottles Alpha Sub TAT	Requested Tests								Sample Remarks	
				TPH/P_W	VOC_W								
STR15031144-01A	Grim W EFF	AQ 03/10/15 09:13	6 0 1	GAS-C	8260/Naph/M_Cs								

Comments: 24hr TAT. Security seals intact. Frozen ice. Chain split into three separate work orders due to different TAT. Amended on 3/12/15 to change 8260 analysis from soil to aqueous do to login error. JA

Signature	Print Name	Company	Date/Time
	JESSICA ALVARADO	Alpha Analytical, Inc.	3/12/15 1030

NOTE: Samples are discarded 60 days after results are reported unless other arrangements are made. Hazardous samples will be returned to client or disposed of at client expense.  
 The report for the analysis of the above samples is applicable only to those samples received by the laboratory with this COC. The liability of the laboratory is limited to the amount paid for the report.  
 Matrix Type : AQ(Aqueous) AR(Air) SO(Soil) WS(Waste) DW(Drinking Water) OT(Other) Bottle Type: L-Liter V-Voa S-Soil Jar O-Orbo T-Tedlar B-Brass P-Plastic OT-Other

Billing Information :

# CHAIN-OF-CUSTODY RECORD **RUSH** CA

**Alpha Analytical, Inc.**  
 255 Glendale Avenue, Suite 21 Sparks, Nevada 89431-5778  
 TEL: (775) 355-1044 FAX: (775) 355-0406

**WorkOrder : STR15031144**  
**Report Due By : 5:00 PM On : 12-Mar-15**

**Client:**  
 Stratus Environmental  
 3330 Cameron Park Drive  
 Suite 550  
 Cameron Park, CA 95682-8861

Report Attention	Phone Number	Email Address
Scott Bittinger	(530) 676-2062 x	sbittinger@stratusinc.net

EDD Required : Yes

Sampled by : C. Hill

PO :  
 Client's COC # : 16143 Job : Grimit Auto

Cooler Temp	Samples Received	Date Printed
0 °C	11-Mar-15	11-Mar-15

QC Level : S3 = Final Rpt, MBLK, LCS, MS/MSD With Surrogates

Alpha Sample ID	Client Sample ID	Collection Matrix	No. of Bottles Alpha Sub TAT	Requested Tests							Sample Remarks	
				TPH/P_W	VOC_S							
STR15031144-01A	Grim W EFF	AQ 03/10/15 09:13	6 0 1	GAS-C	8260/Naph/M_Ca							

Comments: 24hr TAT. Security seals intact. Frozen ice. Chain split into three separate work orders due to different TAT. :

Signature	Print Name	Company	Date/Time
	JESSICA ALVARADO	Alpha Analytical, Inc.	3/11/15 1020

NOTE: Samples are discarded 60 days after results are reported unless other arrangements are made. Hazardous samples will be returned to client or disposed of at client expense.  
 The report for the analysis of the above samples is applicable only to those samples received by the laboratory with this COC. The liability of the laboratory is limited to the amount paid for the report.  
 Matrix Type : AQ(Aqueous) AR(Air) SO(Soil) WS(Waste) DW(Drinking Water) OT(Other) Bottle Type: L-Liter V-Voa S-Soil Jar O-Orbo T-Tedlar B-Brass P-Plastic OT-Other

Company: Sturges  
 Attn: Debbie  
 Address: 3330 Cameron Pl Dr  
Cameron Pl  
 City, State, Zip: \_\_\_\_\_  
 Phone Number: 530676004 Fax: 530676004



**Alpha Analytical, Inc.**  
 Main Laboratory: 255 Glendale Ave, Suite 21 Sparks, NV 89431  
**Satellite Service Centers:**  
 Northern CA: 9891 Horn Road, Suite C, Rancho Cordova, CA 95827  
 Southern CA: 1007 E. Dominguez St., Suite O, Carson, CA 90746  
 Northern NV: 1250 Lamoille Hwy., #310, Elko, NV 89801  
 Southern NV: 6255 McLeod Ave, Suite 24, Las Vegas, NV 89120

Phone: 775-355-1044  
 Fax: 775-355-0406  
 Phone: 916-368-9089  
 Phone: 714-388-2901  
 Phone: 775-388-7043  
 Phone: 702-281-4848

16143

Page # 1 of 1

**Client/Client Info:** Company: Sturges  
**Job and Purchase Order Info:** Job #: \_\_\_\_\_ Job Name: Grimit Auto P.O. #: \_\_\_\_\_  
**Report Attention/Project Manager:** Name: SCOTT Email Address: \_\_\_\_\_ Phone #: \_\_\_\_\_ Cell #: \_\_\_\_\_  
**QC Deliverable Info:** EDD Required? Yes / No \_\_\_\_\_ EDF Required? Yes / No \_\_\_\_\_  
 Global ID: T0600100667  
 Data Validation Packages: III or IV

Samples Collected from which State? (circle one) AR CA KS NV OR WA DOD Site Other

Time Sampled (HHMM)	Date Sampled (MM/DD)	Matrix* (See Key Below)	Lab ID Number (For Lab Use Only)	Sample Description	TAT	# Containers* (See Key Below)	Analysis Requested							Remarks	
							Field Filtered?	Yes	No	CBRO	BKX	MTB	1,2,4,6,8		Napthalene
0922	3/8	AQ		Grim W IWF	STD		X			X	X	X	X	X	
0916	)	)		Grim W GHL	STD		X			X	X	X	X	X	
0913	)	AQ	STR15031144-DIA	Grim W EFF	24		X			X	X	X	X	X	

ADDITIONAL INSTRUCTIONS: \* VOCs including PCE, TCE, Vinylbenzene

I (field sampler) attest to the validity and authenticity of this sample(s). I am aware that tampering with or intentionally mislabeling the sample location, date or time of collection is considered fraud and may be grounds for legal action. NAC 445.0636 (c) (2).

Sampled By: <u>PHILL</u> <u>Phill Stanton</u>	Date: <u>3/10/15</u>	Time: <u>1200</u>	Received by: (Signature/Affiliation): <u>Menissa F</u>	Date: <u>3-10-15</u>	Time: <u>1200</u>
Relinquished by: (Signature/Affiliation): _____	Date: _____	Time: _____	Received by: (Signature/Affiliation): _____	Date: <u>3/11/15</u>	Time: <u>1000</u>
Relinquished by: (Signature/Affiliation): _____	Date: _____	Time: _____	Received by: (Signature/Affiliation): _____	Date: _____	Time: _____

\* Key: AQ - Aqueous WA - Waste OT - Other So-Soil \*\* L - Liter V - VOA S-Soil Jar O - Orbo T - Tedlar B - Brass P - Plastic OT - Other

NOTE: Samples are discarded 60 days after sample receipt unless other arrangements are made. Hazardous samples will be returned to client or disposed of at client expense. The report for the analysis of the above samples is applicable only to those samples received by the laboratory with this COC. The liability of the laboratory is limited to the amount paid for the report.

**APPENDIX D**

**GEOTRACKER ELECTRONIC SUBMITTAL  
CONFIRMATIONS**

STATE WATER RESOURCES CONTROL BOARD  
**GEOTRACKER ESI**

UPLOADING A EDF FILE

## SUCCESS

Processing is complete. No errors were found!  
Your file has been successfully submitted!

<b><u>Submittal Type:</u></b>	EDF
<b><u>Report Title:</u></b>	1st Quarter 2015 GW Monitoring Lab Results
<b><u>Report Type:</u></b>	Monitoring Report - Semi-Annually
<b><u>Facility Global ID:</u></b>	T0600100667
<b><u>Facility Name:</u></b>	GRIMIT AUTO REPAIR & SERVICE
<b><u>File Name:</u></b>	15022540_EDF.zip
<b><u>Organization Name:</u></b>	Stratus Environmental, Inc.
<b><u>Username:</u></b>	STRATUS NOCAL
<b><u>IP Address:</u></b>	50.192.223.97
<b><u>Submittal Date/Time:</u></b>	3/6/2015 11:55:27 AM
<b><u>Confirmation Number:</u></b>	<b>3677908360</b>

[VIEW QC REPORT](#)

[VIEW DETECTIONS REPORT](#)

Copyright © 2015 State of California

STATE WATER RESOURCES CONTROL BOARD  
**GEOTRACKER ESI**

UPLOADING A GEO\_WELL FILE

## SUCCESS

Processing is complete. No errors were found!  
Your file has been successfully submitted!

<b><u>Submittal Type:</u></b>	GEO_WELL
<b><u>Report Title:</u></b>	1st Quarter 2015 Geo Well
<b><u>Facility Global ID:</u></b>	T0600100667
<b><u>Facility Name:</u></b>	GRIMIT AUTO REPAIR & SERVICE
<b><u>File Name:</u></b>	GEO_WELL.zip
<b><u>Organization Name:</u></b>	Stratus Environmental, Inc.
<b><u>Username:</u></b>	STRATUS NOCAL
<b><u>IP Address:</u></b>	50.192.223.97
<b><u>Submittal Date/Time:</u></b>	3/6/2015 12:06:35 PM
<b><u>Confirmation Number:</u></b>	<b>8825639843</b>

Copyright © 2015 State of California

STATE WATER RESOURCES CONTROL BOARD  
**GEOTRACKER ESI**

UPLOADING A EDF FILE

## SUCCESS

Processing is complete. No errors were found!  
Your file has been successfully submitted!

<b><u>Submittal Type:</u></b>	EDF
<b><u>Report Title:</u></b>	1Q15 QMR 1-5-15 AINF-AEFF
<b><u>Report Type:</u></b>	Monitoring Report - Quarterly
<b><u>Facility Global ID:</u></b>	T0600100667
<b><u>Facility Name:</u></b>	GRIMIT AUTO REPAIR & SERVICE
<b><u>File Name:</u></b>	EDF_GrimitAuto_90046.ZIP
<b><u>Organization Name:</u></b>	Stratus Environmental, Inc.
<b><u>Username:</u></b>	STRATUS NOCAL
<b><u>IP Address:</u></b>	50.192.223.97
<b><u>Submittal Date/Time:</u></b>	4/23/2015 1:01:45 PM
<b><u>Confirmation Number:</u></b>	<b>4250526189</b>

[VIEW QC REPORT](#)

[VIEW DETECTIONS REPORT](#)

Copyright © 2015 State of California



STATE WATER RESOURCES CONTROL BOARD  
**GEOTRACKER ESI**

UPLOADING A EDF FILE

## SUCCESS

Processing is complete. No errors were found!  
Your file has been successfully submitted!

<b><u>Submittal Type:</u></b>	EDF
<b><u>Report Title:</u></b>	1Q15 QMR 1-5-15 WINF
<b><u>Report Type:</u></b>	Monitoring Report - Quarterly
<b><u>Facility Global ID:</u></b>	T0600100667
<b><u>Facility Name:</u></b>	GRIMIT AUTO REPAIR & SERVICE
<b><u>File Name:</u></b>	15010645_EDF.zip
<b><u>Organization Name:</u></b>	Stratus Environmental, Inc.
<b><u>Username:</u></b>	STRATUS NOCAL
<b><u>IP Address:</u></b>	50.192.223.97
<b><u>Submittal Date/Time:</u></b>	4/23/2015 1:03:35 PM
<b><u>Confirmation Number:</u></b>	<b>3806815862</b>

[VIEW QC REPORT](#)

[VIEW DETECTIONS REPORT](#)

Copyright © 2015 State of California

STATE WATER RESOURCES CONTROL BOARD  
**GEOTRACKER ESI**

UPLOADING A EDF FILE

## SUCCESS

Processing is complete. No errors were found!  
Your file has been successfully submitted!

<b><u>Submittal Type:</u></b>	EDF
<b><u>Report Title:</u></b>	1Q15 QMR 1-5-15 WEFF
<b><u>Report Type:</u></b>	Monitoring Report - Quarterly
<b><u>Facility Global ID:</u></b>	T0600100667
<b><u>Facility Name:</u></b>	GRIMIT AUTO REPAIR & SERVICE
<b><u>File Name:</u></b>	15010642_EDF.zip
<b><u>Organization Name:</u></b>	Stratus Environmental, Inc.
<b><u>Username:</u></b>	STRATUS NOCAL
<b><u>IP Address:</u></b>	50.192.223.97
<b><u>Submittal Date/Time:</u></b>	4/23/2015 1:05:04 PM
<b><u>Confirmation Number:</u></b>	<b>2484712123</b>

[VIEW QC REPORT](#)

[VIEW DETECTIONS REPORT](#)

Copyright © 2015 State of California

STATE WATER RESOURCES CONTROL BOARD  
**GEOTRACKER ESI**

UPLOADING A EDF FILE

## SUCCESS

Processing is complete. No errors were found!  
Your file has been successfully submitted!

<b><u>Submittal Type:</u></b>	EDF
<b><u>Report Title:</u></b>	1Q15 QMR 1-5-15 WGAC
<b><u>Report Type:</u></b>	Monitoring Report - Quarterly
<b><u>Facility Global ID:</u></b>	T0600100667
<b><u>Facility Name:</u></b>	GRIMIT AUTO REPAIR & SERVICE
<b><u>File Name:</u></b>	15010648_EDF.zip
<b><u>Organization Name:</u></b>	Stratus Environmental, Inc.
<b><u>Username:</u></b>	STRATUS NOCAL
<b><u>IP Address:</u></b>	50.192.223.97
<b><u>Submittal Date/Time:</u></b>	4/23/2015 1:04:13 PM
<b><u>Confirmation Number:</u></b>	<b>1580985784</b>

[VIEW QC REPORT](#)

[VIEW DETECTIONS REPORT](#)

Copyright © 2015 State of California

STATE WATER RESOURCES CONTROL BOARD  
**GEOTRACKER ESI**

UPLOADING A EDF FILE

## SUCCESS

Processing is complete. No errors were found!  
Your file has been successfully submitted!

<b><u>Submittal Type:</u></b>	EDF
<b><u>Report Title:</u></b>	1Q15 QMR 2-2-15 AINF-AEFF
<b><u>Report Type:</u></b>	Monitoring Report - Quarterly
<b><u>Facility Global ID:</u></b>	T0600100667
<b><u>Facility Name:</u></b>	GRIMIT AUTO REPAIR & SERVICE
<b><u>File Name:</u></b>	EDF_GrimitAuto_90255.ZIP
<b><u>Organization Name:</u></b>	Stratus Environmental, Inc.
<b><u>Username:</u></b>	STRATUS NOCAL
<b><u>IP Address:</u></b>	50.192.223.97
<b><u>Submittal Date/Time:</u></b>	4/23/2015 1:01:10 PM
<b><u>Confirmation Number:</u></b>	<b>3272666275</b>

[VIEW QC REPORT](#)

[VIEW DETECTIONS REPORT](#)

Copyright © 2015 State of California

STATE WATER RESOURCES CONTROL BOARD  
**GEOTRACKER ESI**

UPLOADING A EDF FILE

## SUCCESS

Processing is complete. No errors were found!  
Your file has been successfully submitted!

<b><u>Submittal Type:</u></b>	EDF
<b><u>Report Title:</u></b>	1Q15 QMR 2-2-15 WINF
<b><u>Report Type:</u></b>	Monitoring Report - Quarterly
<b><u>Facility Global ID:</u></b>	T0600100667
<b><u>Facility Name:</u></b>	GRIMIT AUTO REPAIR & SERVICE
<b><u>File Name:</u></b>	15020345_EDF.zip
<b><u>Organization Name:</u></b>	Stratus Environmental, Inc.
<b><u>Username:</u></b>	STRATUS NOCAL
<b><u>IP Address:</u></b>	50.192.223.97
<b><u>Submittal Date/Time:</u></b>	4/23/2015 1:06:00 PM
<b><u>Confirmation Number:</u></b>	<b>5188615918</b>

[VIEW QC REPORT](#)

[VIEW DETECTIONS REPORT](#)

Copyright © 2015 State of California

STATE WATER RESOURCES CONTROL BOARD  
**GEOTRACKER ESI**

UPLOADING A EDF FILE

## SUCCESS

Processing is complete. No errors were found!  
Your file has been successfully submitted!

<b><u>Submittal Type:</u></b>	EDF
<b><u>Report Title:</u></b>	1Q15 QMR 2-2-15 WEFF
<b><u>Report Type:</u></b>	Monitoring Report - Quarterly
<b><u>Facility Global ID:</u></b>	T0600100667
<b><u>Facility Name:</u></b>	GRIMIT AUTO REPAIR & SERVICE
<b><u>File Name:</u></b>	15020343_EDF.zip
<b><u>Organization Name:</u></b>	Stratus Environmental, Inc.
<b><u>Username:</u></b>	STRATUS NOCAL
<b><u>IP Address:</u></b>	50.192.223.97
<b><u>Submittal Date/Time:</u></b>	4/23/2015 1:07:13 PM
<b><u>Confirmation Number:</u></b>	<b>2016638219</b>

[VIEW QC REPORT](#)

[VIEW DETECTIONS REPORT](#)

Copyright © 2015 State of California

STATE WATER RESOURCES CONTROL BOARD  
**GEOTRACKER ESI**

UPLOADING A EDF FILE

## SUCCESS

Processing is complete. No errors were found!  
Your file has been successfully submitted!

<b><u>Submittal Type:</u></b>	EDF
<b><u>Report Title:</u></b>	1Q15 QMR 2-2-15 WGAC
<b><u>Report Type:</u></b>	Monitoring Report - Quarterly
<b><u>Facility Global ID:</u></b>	T0600100667
<b><u>Facility Name:</u></b>	GRIMIT AUTO REPAIR & SERVICE
<b><u>File Name:</u></b>	15020346_EDF.zip
<b><u>Organization Name:</u></b>	Stratus Environmental, Inc.
<b><u>Username:</u></b>	STRATUS NOCAL
<b><u>IP Address:</u></b>	50.192.223.97
<b><u>Submittal Date/Time:</u></b>	4/23/2015 1:06:37 PM
<b><u>Confirmation Number:</u></b>	<b>4148397862</b>

[VIEW QC REPORT](#)

[VIEW DETECTIONS REPORT](#)

Copyright © 2015 State of California

STATE WATER RESOURCES CONTROL BOARD  
**GEOTRACKER ESI**

UPLOADING A EDF FILE

## SUCCESS

Processing is complete. No errors were found!  
Your file has been successfully submitted!

<b><u>Submittal Type:</u></b>	EDF
<b><u>Report Title:</u></b>	1Q15 QMR 3-10-15 AINF-AEFF
<b><u>Report Type:</u></b>	Monitoring Report - Quarterly
<b><u>Facility Global ID:</u></b>	T0600100667
<b><u>Facility Name:</u></b>	GRIMIT AUTO REPAIR & SERVICE
<b><u>File Name:</u></b>	EDF_GrimitAuto_90501.ZIP
<b><u>Organization Name:</u></b>	Stratus Environmental, Inc.
<b><u>Username:</u></b>	STRATUS NOCAL
<b><u>IP Address:</u></b>	50.192.223.97
<b><u>Submittal Date/Time:</u></b>	4/23/2015 5:08:07 PM
<b><u>Confirmation Number:</u></b>	<b>9291938126</b>

[VIEW QC REPORT](#)

[VIEW DETECTIONS REPORT](#)

Copyright © 2015 State of California



STATE WATER RESOURCES CONTROL BOARD  
**GEOTRACKER ESI**

UPLOADING A EDF FILE

## SUCCESS

Processing is complete. No errors were found!  
Your file has been successfully submitted!

<b><u>Submittal Type:</u></b>	EDF
<b><u>Report Title:</u></b>	1Q15 QMR 3-10-15 WINF
<b><u>Report Type:</u></b>	Monitoring Report - Quarterly
<b><u>Facility Global ID:</u></b>	T0600100667
<b><u>Facility Name:</u></b>	GRIMIT AUTO REPAIR & SERVICE
<b><u>File Name:</u></b>	15031145_EDF.zip
<b><u>Organization Name:</u></b>	Stratus Environmental, Inc.
<b><u>Username:</u></b>	STRATUS NOCAL
<b><u>IP Address:</u></b>	50.192.223.97
<b><u>Submittal Date/Time:</u></b>	4/23/2015 1:07:53 PM
<b><u>Confirmation Number:</u></b>	<b>6749964118</b>

[VIEW QC REPORT](#)

[VIEW DETECTIONS REPORT](#)

Copyright © 2015 State of California

STATE WATER RESOURCES CONTROL BOARD  
**GEOTRACKER ESI**

UPLOADING A EDF FILE

## SUCCESS

Processing is complete. No errors were found!  
Your file has been successfully submitted!

<b><u>Submittal Type:</u></b>	EDF
<b><u>Report Title:</u></b>	1Q15 QMR 3-10-15 WEFF
<b><u>Report Type:</u></b>	Monitoring Report - Quarterly
<b><u>Facility Global ID:</u></b>	T0600100667
<b><u>Facility Name:</u></b>	GRIMIT AUTO REPAIR & SERVICE
<b><u>File Name:</u></b>	15031144_EDF.zip
<b><u>Organization Name:</u></b>	Stratus Environmental, Inc.
<b><u>Username:</u></b>	STRATUS NOCAL
<b><u>IP Address:</u></b>	50.192.223.97
<b><u>Submittal Date/Time:</u></b>	4/23/2015 2:12:17 PM
<b><u>Confirmation Number:</u></b>	<b>4980293035</b>

[VIEW QC REPORT](#)

[VIEW DETECTIONS REPORT](#)

Copyright © 2015 State of California

STATE WATER RESOURCES CONTROL BOARD  
**GEOTRACKER ESI**

UPLOADING A EDF FILE

## SUCCESS

Processing is complete. No errors were found!  
Your file has been successfully submitted!

<b><u>Submittal Type:</u></b>	EDF
<b><u>Report Title:</u></b>	1Q15 QMR 3-10-15 WGAC
<b><u>Report Type:</u></b>	Monitoring Report - Quarterly
<b><u>Facility Global ID:</u></b>	T0600100667
<b><u>Facility Name:</u></b>	GRIMIT AUTO REPAIR & SERVICE
<b><u>File Name:</u></b>	15031146_EDF.zip
<b><u>Organization Name:</u></b>	Stratus Environmental, Inc.
<b><u>Username:</u></b>	STRATUS NOCAL
<b><u>IP Address:</u></b>	50.192.223.97
<b><u>Submittal Date/Time:</u></b>	4/23/2015 1:08:32 PM
<b><u>Confirmation Number:</u></b>	<b>1771024584</b>

[VIEW QC REPORT](#)

[VIEW DETECTIONS REPORT](#)

Copyright © 2015 State of California