

RECEIVED

By Alameda County Environmental Health at 8:57 am, Apr 10, 2013

Ms. Barbara Jakub, P.G.
Alameda County Environmental Health Services
1131 Harbor Bay Parkway, Suite 250
Alameda, CA 94502-6577

Re: Gritmit Auto Repair and Service, 1970 Seminary Boulevard, Oakland, California
(Fuel Leak Case No. RO0000413)


Dear Ms. Jakub:

Stratus Environmental, Inc. (Stratus) has recently prepared a report entitled *Groundwater Monitoring and Sampling Results Report, First Quarter 2013* on my behalf. The report was prepared in regards to Alameda County Fuel Leak Case No. RO0000413, for Gritmit Auto Repair and Service, 1970 Seminary Boulevard, Oakland, California.


I have reviewed a copy of this report, sent to me by representatives of Stratus, and "I declare, under penalty of perjury, that the information and/or recommendations contained in the attached document or report is true and correct to the best of my knowledge."

If you have any questions, please contact me via electronic mail at peggy.h.garcia@sbcglobal.net, or my daughter Angel LaMarca at angelcpt@gmail.com.

Sincerely,


Ms. Peggy Garcia, Trustee, Gritmit Family Trust

cc: Angel LaMarca



3330 Cameron Park Drive, Ste 550
Cameron Park, California 95682
(530) 676-6004 ~ Fax: (530) 676-6005

April 8, 2013
Project No. 2090-1970-01

Ms. Barbara Jakub, P.G.
Alameda County Environmental Health Department
1131 Harbor Bay Parkway, Suite 250
Alameda, CA 94502-6577

Re: Groundwater Monitoring and Sampling Results Report, First Quarter 2013
Grimit Auto Repair and Service
1970 Seminary Boulevard, Oakland, California
Fuel Leak Case No. RO0000413

Dear Ms. Jakub:

Stratus Environmental, Inc. (Stratus) is submitting the attached report, on behalf of the Grimit Family Trust, for the Grimit Auto Repair and Service underground storage tank fuel leak case, located at 1970 Seminary Boulevard, Oakland, California. This report presents a summary of activities completed during the first quarter 2013 and presents the findings of a groundwater monitoring and sampling event performed in January 2013. This report has been prepared in compliance with Alameda County Environmental Health Department and California Regional Water Quality Control Board (CRWQCB) requirements for underground storage tank (UST) investigations.

If you have any questions regarding this report, please contact Scott Bittinger at (530) 676-2062 or via email at sbittinger@stratusinc.net.

Sincerely,

STRATUS ENVIRONMENTAL, INC.

Scott G. Bittinger, P.G.
Project Manager



Stephen J. Carter, P.G.
Senior Geologist

Attachment: Groundwater Monitoring and Sampling Results Report, First Quarter 2013

cc: Ms. Peggy Garcia, Trustee, Grimit Family Trust (email: peggy.h.garcia@sbcglobal.net)
Ms. Angel LaMarca (email: angelcpt@gmail.com)

**GRIMIT AUTO REPAIR & SERVICE
GROUNDWATER MONITORING AND SAMPLING RESULTS REPORT**

Facility Address: 1970 Seminary Boulevard, Oakland, California
 Consulting Co. / Contact Person: Stratus Environmental, Inc. / Scott Bittinger, P.G.
 Consultant Project No: 2090-1970-01
 Primary Agency/Regulatory ID No: Ms. Barbara Jakub, Alameda County Environmental Health Department (ACEHD), Fuel Leak Case No. RO0000413

WORK PERFORMED THIS QUARTER (First Quarter 2013):

1. Stratus conducted groundwater monitoring and sampling activities on January 14, 2013. During this event, wells MW-1 through MW-9 were gauged to determine depth to groundwater, dissolved oxygen (DO), temperature, pH, oxygen reduction potential (ORP), conductivity, and evaluated for the presence of free product. Following gauging, these wells were purged and sampled. Groundwater samples were forwarded to a state-certified analytical laboratory for analysis. Field data sheets, sampling procedures and laboratory analytical reports are included as Appendices A, B, and C, respectively. Analytical results of sampled wells and depth to groundwater measurements have been uploaded to the State of California's GeoTracker database. Documentation of these data uploads is attached in Appendix D.

WORK PROPOSED FOR NEXT QUARTER (Second Quarter 2013):

1. In accordance with State Board Resolution No. 2009-0042, the frequency of groundwater monitoring and sampling for all site wells has been reduced to semi-annual (1st and 3rd quarters); therefore, no monitoring/sampling is planned for the second quarter 2013.
2. In August 2012, Stratus prepared a Feasibility Study/Corrective Action Plan (FS/CAP) for the site, and in December 2012, a Supplement to the FS/CAP was prepared and submitted at the request of ACEHD personnel. At the time this report was prepared, a formal response letter to the scope of work proposed in these documents had not been prepared by ACEHD personnel. Once agency approval of this scope of work is obtained, Stratus will begin implementing a cleanup project for the site.

Current Phase of Project:	<u>RS/IRA</u>
Frequency of Groundwater Monitoring:	<u>All wells = Semi-annually (1st & 3rd quarters)</u>
Frequency of Groundwater Sampling:	<u>All wells = Semi-annually (1st & 3rd quarters)</u>
Groundwater Sampling Date:	<u>January 14, 2013</u>
Is Free Product (FP) Present on Site:	<u>Intermittently at well MW-1; Sheen observed at MW-1, -2, -6, and -7 on January 14, 2013</u>
Approximate Depth to Groundwater (Shallow Screened Wells):	<u>4.15 to 12.35 feet below top of well casing</u>
Approximate Depth to Groundwater (Deep Screened Wells):	<u>13.32 to 16.74 feet below top of well casing</u>
Groundwater Flow Direction and Gradient (Shallow Screened Wells):	<u>West-Northwest; 0.13 ft/ft</u>
Groundwater Flow Direction and Gradient (Deep Screened Wells):	<u>East and South-Southeast; 0.07 to 0.10 ft/ft</u>

DISCUSSION:

Stratus conducted groundwater monitoring and sampling activities on January 14, 2013. During this event, wells MW-1 through MW-9 were gauged, purged and sampled according to the requirements of the ACEHD-approved monitoring and sampling plan. Well MW-9 purged dry before three casing volumes were removed from the well. Groundwater samples were forwarded to a state-certified analytical laboratory to be analyzed for gasoline range organics (GRO) by EPA Method SW8015B/SW8260B, for benzene, toluene, ethylbenzene, and xylene (BTEX compounds), methyl tertiary butyl ether (MTBE), tertiary amyl methyl ether (TAME), di-isopropyl ether (DIPE), ethyl tertiary butyl ether (ETBE), tertiary butyl alcohol (TBA), 1,2-dichloroethane (1,2-DCA), 1,2-dibromoethane (EDB), halogenated volatile organic compounds (HVOCs) by EPA Method SW8260B, and for oil & grease (O&G) by EPA Method 1664A. Samples containing O&G were analyzed with and without silica gel cleanup.

Shallow Screened Well Network

Four groundwater monitoring wells (MW-3, MW-6, MW-8 and MW-9) have been screened to monitor groundwater occurrence and quality beneath the site across the water table interface (referred to as "shallow screened"). At the time of the first quarter 2013 sampling event, depth to groundwater ranged from 4.15 to 12.35 feet below the top of the well casing. Groundwater levels were within historical fluctuation ranges. Depth-to-water measurements were converted to feet above mean sea level (MSL) and used to construct a groundwater elevation contour map (Figure 2). Groundwater flow was calculated to be towards the west-northwest, at a calculated gradient of approximately 0.13 ft/ft. Variable groundwater flow directions have been observed during historical work.

A petroleum sheen was observed on the groundwater purged from well MW-6. GRO (700 micrograms per liter [$\mu\text{g/L}$]) and BTEX (benzene at 65 $\mu\text{g/L}$) were reported in the MW-6 sample. GRO (2,100 $\mu\text{g/L}$) and relatively low levels of toluene, ethylbenzene, and xylenes were also reported in the well MW-9 sample. No petroleum hydrocarbons were reported in the MW-3 or MW-8 samples. Analytical results of GRO, benzene and MTBE for groundwater samples collected during the first quarter 2013 are presented in Figure 4.

Tetrachloroethene (PCE, 2.7 $\mu\text{g/L}$), trichloroethene (TCE, 3.0 $\mu\text{g/L}$), and cis-1,2-dichloroethene (cis-1,2-DCE, 4.3 $\mu\text{g/L}$) were reported in the sample collected from well MW-8. HVOC levels were below laboratory detection limits in the MW-3, MW-6, and MW-9 samples. Analytical results of select HVOCs for groundwater samples collected during the first quarter 2013 are included on Figure 5.

Deep Screened Well Network

Five groundwater monitoring wells (MW-1, MW-2, MW-4, MW-5 and MW-7) have been screened below the typical level of the site's fluctuating water table interface and thus often have submerged well screens; these wells are thus designated as the 'deep screened' wells at the site. Following gauging, all deep-screened wells were purged and sampled.

Depth to groundwater ranged from 13.32 to 16.74 feet below the top of the well casing and were within historical fluctuation ranges. Depth-to-water measurements were converted to feet above MSL and used to construct a groundwater elevation contour map (Figure 3). Using groundwater elevation data from the 'deep screened' wells on January 14, 2013, east, and south-southeast groundwater flow directions were noted at a calculated gradient between approximately 0.07 and 0.10 ft/ft. Variable groundwater flow directions have historically been observed.

A petroleum sheen was noted in groundwater purged from wells MW-1, MW-2, and MW-7 at the time of sampling. Petroleum hydrocarbons were reported in the samples collected from wells MW-1, MW-4, MW-5, and MW-7; analytical results of GRO, benzene, and MTBE for the deeper screened well samples are included on Figure 4. GRO was reported at levels of 95,000 $\mu\text{g/L}$ (MW-1), 1,600 $\mu\text{g/L}$ (MW-4), 2,100 $\mu\text{g/L}$ (MW-5), and 3,000 $\mu\text{g/L}$ (MW-7), and benzene was reported at levels of 310 $\mu\text{g/L}$ (MW-1), 350 $\mu\text{g/L}$ (MW-4), 11 $\mu\text{g/L}$ (MW-5), and 180 $\mu\text{g/L}$ (MW-7). Oil and grease were reported in the MW-1 and MW-4 well samples, at concentrations of 80,000 $\mu\text{g/L}$ and 61,000 $\mu\text{g/L}$ (with and without silica gel treatment at MW-1) and 18,000 $\mu\text{g/L}$ and 16,000 $\mu\text{g/L}$ (with and without silica gel treatment at MW-4). MTBE (3.1 $\mu\text{g/L}$) was also reported in the MW-4 sample.

1,2-dichlorobenzene (1,2-DCB), TCE, vinyl chloride (VC), cis-1,2-DCE, and trans-1,2-dichloroethene (trans-1,2-DCE) were reported in the samples collected from wells MW-4 and MW-7, at concentrations of 26 µg/L, 6.2 µg/L, 130 µg/L, 280 µg/L, and 23 µg/L, respectively at well MW-4, and 5.8 µg/L, 3.5 µg/L, 80 µg/L, 280 µg/L, and 2.8 µg/L, respectively, at well MW-7 (summarized on Figure 5). In general, oil and grease and HVOC impact appears to predominately impact the area near the former waste oil UST.

Free Product Measurement and Removal

No free product was noted during the first quarter 2013 sampling event; however, sheen was observed in groundwater purged from wells MW-1, MW-2, MW-6 and MW-7. To date, approximately 6.0 gallons of free product/water mixture has been removed from well MW-1. Table 5 details the free product thickness measurements and summarizes removal efforts.

ATTACHMENTS:

- Table 1 Groundwater Elevation Summary
- Table 2 Groundwater Analytical Summary for Petroleum Hydrocarbons
- Table 3 Analytical Results for Fuel Oxygenates and Additives
- Table 4 Analytical Results for Volatile Organic Compounds
- Table 5 Free Product Measurement and Removal Summary
- Figure 1 Site Location Map
- Figure 2 Groundwater Elevation Contour Map, Shallow Screened Wells (1st Quarter 2013)
- Figure 3 Groundwater Elevation Contour Map, Deep Screened Wells (1st Quarter 2013)
- Figure 4 Petroleum Hydrocarbon Groundwater Analytical Summary (1st Quarter 2013)
- Figure 5 Halogenated VOC Groundwater Analytical Summary (1st Quarter 2013)
- Appendix A Field Data Sheets
- Appendix B Sampling and Analyses Procedures
- Appendix C Laboratory Analytical Reports and Chain-of-Custody Documentation
- Appendix D GeoTracker Electronic Submittal Confirmations

**TABLE 1
GROUNDWATER ELEVATION SUMMARY**

Grimit Auto Repair & Automotive Service, 1970 Seminary Avenue, Oakland, California

Well Number	Date	Depth to Water (ft)	Well Casing Elevation (ft MSL)	LPH Apparent Thickness (ft)	Groundwater Elevation (corrected*) (ft MSL)
MW-1 (deep)	07/22/00	21.93	36.99	sheen	15.06
	01/29/01	19.49	36.99	0.01	17.51
	07/28/01	19.84	36.99	sheen	17.15
	02/03/02	16.03	36.99	0.01	20.97
	07/23/02	20.45	36.99	0.01	16.55
	01/20/03	15.08	36.99	0.02	21.92
	07/30/03	19.06	36.99	0.02	17.94
	01/27/04	16.45	36.99	sheen	20.54
	07/22/04	20.22	40.02	0.08	19.86
	01/20/05	13.92	40.02	sheen	26.10
	07/20/05	16.76	40.02	sheen	23.26
	01/26/06	14.40	40.02	0.01	25.63
	07/27/06	17.66	40.02	sheen	22.36
	01/24/07	17.43	40.02	0.02	22.60
	07/18/07	19.31	40.02	0.17	20.84
	02/15/08	14.80	40.02	0.02	25.23
	07/25/08	20.21	40.02	0.42	20.12
	01/23/09[1]	19.71	40.02	0.08	20.37
	07/20/09	19.58	40.02	0.125	20.53
	01/25/10[1]	13.69	40.02	0.125	26.42
	07/29/10	21.20	40.02	0.40	19.12
	01/31/11	19.12	40.02	0.21	21.06
	07/12/11	20.90	40.02	0.30	19.34
	01/17/12	20.89	42.91	0.06	22.06
07/16/12	19.75	42.91	sheen	23.16	
01/14/13	16.58	42.91	sheen	26.33	
MW-2 (deep)	07/22/00	13.73	36.40	--	22.67
	01/29/01	12.25	36.40	--	24.15
	07/28/01[1]	16.73	36.40	--	19.67
	02/03/02	11.40	36.40	--	25.00
	07/23/02	13.42	36.40	--	22.98
	01/20/03	10.49	36.40	--	25.91
	07/30/03	13.47	36.40	--	22.93
	01/27/04	11.72	36.40	--	24.68
	07/22/04	13.86	39.42	--	25.56
	01/20/05	10.24	39.42	--	29.18
	07/20/05	12.34	39.42	--	27.08
	01/26/06	10.60	39.42	--	28.82
	07/27/06	13.02	39.42	--	26.40
	01/24/07	15.76	39.42	--	23.66
	07/18/07	13.91	39.42	--	25.51
	02/15/08	10.94	39.42	--	28.48
	07/25/08	14.29	39.42	--	25.13
	01/23/09[1]	20.17	39.42	--	19.25
	07/20/09	15.16	39.42	--	24.26
	01/25/10[1]	15.66	39.42	--	23.76
	07/29/10	12.58	39.42	--	26.84
	01/31/11	20.15	39.42	--	19.27
	07/12/11	11.12	39.42	--	28.30
	01/17/12	13.47	42.32	--	28.85
07/16/12	12.18	42.32	--	30.14	
01/14/13	13.32	43.32	sheen	30.00	

**TABLE 1
GROUNDWATER ELEVATION SUMMARY**

Grimit Auto Repair & Automotive Service, 1970 Seminary Avenue, Oakland, California

Well Number	Date	Depth to Water (ft)	Well Casing Elevation (ft MSL)	LPH Apparent Thickness (ft)	Groundwater Elevation (corrected*) (ft MSL)
MW-3 (shallow)	07/22/00	9.41	36.94	--	27.53
	01/29/01	7.23	36.94	--	29.71
	07/28/01	8.63	36.94	--	28.31
	02/03/02	7.99	36.94	--	28.95
	07/23/02	10.17	36.94	--	26.77
	01/20/03	6.76	36.94	--	30.18
	07/30/03	10.13	36.94	--	26.81
	01/27/04	7.65	36.94	--	29.29
	07/22/04	11.29	39.95	--	28.66
	01/20/05	6.24	39.95	--	33.71
	07/20/05	9.03	39.95	--	30.92
	01/26/06	6.49	39.95	--	33.46
	07/27/06	8.80	39.95	--	31.15
	01/24/07	8.75	39.95	--	31.20
	07/18/07	11.29	39.95	--	28.66
	02/15/08	6.79	39.95	--	33.16
	07/25/08	12.40	39.95	--	27.55
	01/23/09[1]	9.72	39.95	--	30.23
	07/20/09	10.81	39.95	--	29.14
	01/25/10[1]	7.67	39.95	--	32.28
	07/29/10	10.42	39.95	--	29.53
	01/31/11	9.57	39.95	--	30.38
	07/12/11	9.87	39.95	--	30.08
	01/17/12	11.05	42.85	--	31.80
07/16/12	10.45	42.85	--	32.40	
01/14/13	8.82	43.85	--	35.03	
MW-4 (deep)	07/22/00	20.67	36.47	--	15.80
	01/29/01	18.06	36.47	--	18.41
	07/28/01	20.80	36.47	--	15.67
	02/03/02	15.53	36.47	--	20.94
	07/23/02	20.26	36.47	--	16.21
	01/20/03	15.26	36.47	--	21.21
	07/30/03	20.23	36.47	--	16.24
	01/27/04	17.15	36.47	--	19.32
	07/22/04	21.28	36.49	--	15.21
	01/20/05	14.20	36.49	--	22.29
	07/20/05	17.64	36.49	--	18.85
	01/26/06	14.42	36.49	--	22.07
	07/27/06	18.51	36.49	--	17.98
	01/24/07	18.43	36.49	--	18.06
	07/18/07	20.59	36.49	--	15.90
	02/15/08	15.11	36.49	--	21.38
	07/25/08	21.12	36.49	--	15.37
	01/23/09[1]	19.99	36.49	--	16.50
	07/20/09	20.58	36.49	--	15.91
	01/25/10[1]	15.07	36.49	--	21.42
	07/29/10	21.25	36.49	--	15.24
	01/31/11	18.24	36.49	--	18.25
	07/12/11	19.38	36.49	--	17.11
	01/17/12	22.34	42.39	--	20.05
07/16/12	21.53	42.39	--	20.86	
01/14/13	15.37	43.39	--	28.02	

TABLE 1
GROUNDWATER ELEVATION SUMMARY

Grimit Auto Repair & Automotive Service, 1970 Seminary Avenue, Oakland, California

Well Number	Date	Depth to Water (ft)	Well Casing Elevation (ft MSL)	LPH Apparent Thickness (ft)	Groundwater Elevation (corrected*) (ft MSL)
MW-5 (deep)	07/22/00	21.42	36.77	--	15.35
	01/29/01	20.79	36.77	--	15.98
	07/28/01	21.07	36.77	--	15.70
	02/03/02	17.67	36.77	--	19.10
	07/23/02	20.16	36.77	--	16.61
	01/20/03	17.21	36.77	--	19.56
	07/30/03	20.32	36.77	--	16.45
	01/27/04	18.34	36.77	--	18.43
	07/22/04	20.90	39.79	--	18.89
	01/20/05	15.89	39.79	--	23.90
	07/20/05	17.97	39.79	--	21.82
	01/26/06	15.49	39.79	--	24.30
	07/27/06	18.50	39.79	--	21.29
	01/24/07	18.76	39.79	--	21.03
	07/18/07	20.12	39.79	--	19.67
	02/15/08[1]	16.35	39.79	--	23.44
	07/25/08	20.57	39.79	--	19.22
	01/23/09[1]	19.42	39.79	--	20.37
	07/20/09	20.35	39.79	--	19.44
	01/25/10[1]	16.33	39.79	--	23.46
	07/29/10	19.47	39.79	--	20.32
	01/31/11	17.70	39.79	--	22.09
	07/12/11	17.91	39.79	--	21.88
01/17/11	21.25	42.69	sheen	21.44	
07/16/12	19.74	42.69	sheen	22.95	
01/14/13	16.74	43.69	--	26.95	
MW-6 (shallow)	07/22/00	11.50	36.42	--	24.92
	01/29/01	9.34	36.42	--	27.08
	07/28/01	NA	36.42	--	NA
	02/03/02	9.32	36.42	--	27.10
	07/23/02	11.33	36.42	--	25.09
	01/20/03	8.49	36.42	--	27.93
	07/30/03	11.35	36.42	--	25.07
	01/27/04	9.20	36.42	--	27.22
	07/22/04	11.13	39.44	--	28.31
	01/20/05	7.65	39.44	--	31.79
	07/20/05	10.02	39.44	--	29.42
	01/26/06	8.13	39.44	--	31.31
	07/27/06	10.59	39.44	--	28.85
	01/24/07	10.09	39.44	--	29.35
	07/18/07	11.06	39.44	--	28.38
	02/15/08	8.17	39.44	--	31.27
	07/25/08	11.30	39.44	--	28.14
	01/23/09[1]	9.82	39.44	--	29.62
	07/20/09	11.02	39.44	--	28.42
	01/25/10[1]	6.58	39.44	--	32.86
	07/29/10	10.72	39.44	--	28.72
	01/31/11	8.58	39.44	--	30.86
	07/12/11	9.32	39.44	--	30.12
01/17/12	11.14	42.34	--	31.20	
07/16/12	10.11	42.34	--	32.23	
01/14/13	8.41	43.34	sheen	34.93	

TABLE 1
GROUNDWATER ELEVATION SUMMARY

Grimit Auto Repair & Automotive Service, 1970 Seminary Avenue, Oakland, California

Well Number	Date	Depth to Water (ft)	Well Casing Elevation (ft MSL)	LPH Apparent Thickness (ft)	Groundwater Elevation (corrected*) (ft MSL)
MW-7 (deep)	07/22/00	19.85	36.83	--	16.98
	01/29/01	17.59	36.83	--	19.24
	07/28/01	20.05	36.83	--	16.78
	02/03/02	15.89	36.83	--	20.94
	07/23/02	19.57	36.83	--	17.26
	01/20/03	15.36	36.83	--	21.47
	07/30/03	19.21	36.83	--	17.62
	01/27/04	16.84	36.83	--	19.99
	07/22/04	20.17	39.84	--	19.67
	01/20/05	14.44	39.84	--	25.40
	07/20/05	17.26	39.84	--	22.58
	01/26/06	14.55	39.84	--	25.29
	07/27/06	18.13	39.84	--	21.71
	01/24/07	18.03	39.84	--	21.81
	07/18/07	19.76	39.84	--	20.08
	02/15/08	15.44	39.84	--	24.40
	01/23/09[1]	20.50	39.84	--	19.34
	01/23/09	19.08	39.84	--	20.76
	07/20/09	20.20	39.84	--	19.64
	01/25/10[1]	15.30	39.84	--	24.54
	07/29/10	19.60	39.84	--	20.24
	01/31/11	17.63	39.84	--	22.21
	07/12/11	17.77	39.84	--	22.07
	01/17/12	21.63	42.72	sheen	21.09
	07/16/12	19.81	42.72	sheen	22.91
	01/14/13	16.65	43.72	sheen	27.07
MW-8 (shallow)	07/22/00	5.47	36.55	--	31.08
	01/29/01	3.01	36.55	--	33.54
	07/23/02	5.11	36.55	--	31.44
	01/20/03	3.57	36.55	--	32.98
	07/30/03	5.23	36.55	--	31.32
	01/27/04	4.26	36.55	--	32.29
	07/22/04	5.42	36.55	--	31.13
	01/20/05	3.39	36.55	--	33.16
	07/20/10	5.14	39.49	--	34.35
	01/26/06	3.70	39.49	--	35.79
	07/27/06	5.63	39.49	--	33.86
	01/24/07	4.87	39.49	--	34.62
	07/18/07	5.41	39.49	--	34.08
	02/15/08	3.77	39.49	--	35.72
	07/25/08	5.67	39.49	--	33.82
	01/23/09[1]	3.55	39.49	--	35.94
	07/20/09	5.71	39.49	--	33.78
	01/25/10[1]	1.15	39.49	--	38.34
	07/29/10	5.40	39.49	--	34.09
	01/31/11	3.16	39.49	--	36.33
	07/12/11	4.63	39.49	--	34.86
	01/17/12	5.26	42.42	--	37.16
	07/16/12	5.31	42.42	--	37.11
	01/14/13	4.15	43.42	--	39.27

**TABLE 1
GROUNDWATER ELEVATION SUMMARY**

Grimit Auto Repair & Automotive Service, 1970 Seminary Avenue, Oakland, California

Well Number	Date	Depth to Water (ft)	Well Casing Elevation (ft MSL)	LPH Apparent Thickness (ft)	Groundwater Elevation (corrected*) (ft MSL)
MW-9 (shallow)	07/22/00	15.78	36.70	--	20.92
	01/29/01	14.65	36.70	--	22.05
	07/28/01	15.33	36.70	--	21.37
	02/03/02	12.59	36.70	--	24.11
	07/23/02	15.27	36.70	--	21.43
	01/20/03	12.27	36.70	--	24.43
	07/30/03	14.85	36.70	--	21.85
	01/27/04	11.72	36.70	--	24.98
	07/22/04	15.17	39.71	--	24.54
	01/20/05	10.16	39.71	--	29.55
	07/20/05	12.12	39.71	--	27.59
	01/26/06	10.12	39.71	--	29.59
	07/27/06	12.52	39.71	--	27.19
	01/24/07	12.63	39.71	--	27.08
	07/18/07	13.77	39.71	--	25.94
	02/15/08	10.78	39.71	--	28.93
	07/25/08	13.93	39.71	--	25.78
	01/23/09[1]	13.08	39.71	--	26.63
	07/20/09	13.63	39.71	--	26.08
	01/25/10[1]	11.35	39.71	--	28.36
	07/29/10	12.49	39.71	--	27.22
	01/31/11	11.98	39.71	--	27.73
	07/12/11	11.98	39.71	--	27.73
01/17/12	12.57	42.61	--	30.04	
07/16/12	12.48	42.61	--	30.13	
01/14/13	12.35	43.61	--	31.26	

Legend/Key:
ft MSL = feet above mean sea level
[1] = Well possibly not calibrated
[2] = Well not stabilized; water level rising

TABLE 2
GROUNDWATER ANALYTICAL SUMMARY FOR PETROLEUM HYDROCARBONS
 Gritmit Auto Repair & Automotive Service, 1970 Seminary Avenue, Oakland, California

Well Number	Date Collected	GRO (µg/L)	Oil & Grease (µg/L)	Benzene (µg/L)	Toluene (µg/L)	Ethyl-benzene (µg/L)	Total Xylenes (µg/L)	Napthalene (µg/L)	
MW-1 (deep)	07/22/00	37,000	320,000[1,2]	2,200	2,600	1,300	5,200	NT	
	01/29/01	36,000	76,000[1,2]	2,100	2,300	1,200	4,500	NT	
	07/28/01	99,000	86 000[1,2]	1,500	2,300	1,700	6,600	NT	
	02/03/02	42,000	42,000[1,2]	1,200	1,300	1,100	3,900	NT	
	07/23/02	53,000	170,000[1,2]	1,700	2,800	1,500	5,100	NT	
	01/20/03	33,000	65,000[1,2]	2,100	2,500	1,300	4,400	NT	
	07/30/03	24,000	55,000[1]	1,300	1,500	760	2,700	NT	
	01/27/04	21,000	220,000[1]	1,600	1,500	1,100	3,200	NT	
	07/22/04	31,000	780,000[1,2]	1,500	1,700	1,200	4,100	NT	
	01/20/05	25000	72,000[1,2]	1,300	1400	1,000	2,800	NT	
	07/20/05	22,000	500,000[1,2]	1,100	1,600	830	2,600	NT	
	01/26/06	28000	64,000[1,2]	1,600	1,500	1,200	3,500	NT	
	07/27/06	25,000	NA	810	1,000	1,100	3,200	NT	
	01/25/07	32,000	170,000[1]	990	960	1,100	3,500	NT	
	07/19/07	32,000	1,100,000[1]	600	740	950	2,500	NT	
	02/15/08	28,000	3,500,000[1,2]	930	780	940	2,500	NT	
	07/25/08	28,000	NA	540	580	750	2,000	--	
	01/23/09	52,000	1,000,000[1,2]	420	350	1,400	3,600	NT	
	07/21/09	19,000	46,000[1]	530	500	890	2,300	NT	
	01/25/10	23,000	140,000[1,2]	780	540	850	2,200	NT	
	07/29/10				Not Sampled - Free Product present				
	01/31/11				Not Sampled - Free Product present				
	07/12/11				Not Sampled - Free Product present				
01/17/12				Not Sampled - Free Product present					
07/16/12	16,000	73,000 / 41,000[3]	270	240	590	832	NT		
01/14/13	95,000	80000 / 61,000[3]	310	310	700	1,520	NT		

TABLE 2
GROUNDWATER ANALYTICAL SUMMARY FOR PETROLEUM HYDROCARBONS
 Grimit Auto Repair & Automotive Service, 1970 Seminary Avenue, Oakland, California

Well Number	Date Collected	GRO (µg/L)	Oil & Grease (µg/L)	Benzene (µg/L)	Toluene (µg/L)	Ethyl-benzene (µg/L)	Total Xylenes (µg/L)	Napthalene (µg/L)
MW-2 (deep)	07/22/00	180	<5,000[1,2]	10	ND	4.5	6.0	NT
	01/29/01	130	<5,000[1,2]	16	ND	1.9	3.8	NT
	07/28/01	<50	<5,000[1,2]	2.7	ND	0.64	0.69	NT
	02/03/02	140	<5,000[1,2]	5.5	ND	9.0	12	NT
	07/23/02	780	<5,000[1,2]	52	2.0	44	6.2	NT
	01/20/03	1,900	<5,000[1,2]	120	10	120	94	NT
	07/30/03	710	<5,000[1,2]	43	1.8	24	5.9	NT
	01/27/04	180	<5,000[1,2]	10	<0.5	3.2	10	NT
	07/22/04	<50	<5,000[1,2]	0.90	<0.5	<0.5	<0.5	NT
	01/20/05	96	<5,000[1,2]	1.3	<0.5	1.5	1.0	NT
	07/20/05	430	<5,000[1,2]	17	1.5	2.3	1.2	NT
	01/26/06	120	<5,000[1,2]	5.3	<0.5	0.64	3.3	NT
	07/27/06	89	<5,000[1,2]	3.1	<0.5	1.9	3.1	NT
	01/25/07	<50	<5,000[1,2]	<0.5	<0.5	<0.5	<0.5	NT
	07/19/07	100	<5,000[1,2]	1.1	<0.5	<0.5	<0.5	NT
	02/15/08	460	<5,000[1,2]	25	0.75	3.7	3.2	NT
	07/25/08	<50	<5,000[1,2]	0.66	<0.5	<0.5	<0.5	<0.5
	01/23/09	<50	<5,000[1,2]	<0.5	<0.5	<0.5	<0.5	NT
	07/21/09	<50	<5,000[1,2]	<0.5	<0.5	<0.5	<0.5	NT
	01/25/10	<50	<5,000[1,2]	<0.5	<0.5	<0.5	<0.5	NT
	07/29/10	170	<5,000	<0.50	<0.50	<0.50	<0.50	NT
	01/31/11	<50	<5,000	<0.50	<0.50	<0.50	0.60	NT
	07/12/11	410	<5,000	1.3	<0.50	0.55	<0.50	NT
01/17/12	<50	<5,000	<0.50	<0.50	<0.50	<0.50	NT	
07/16/12	60	<5,000	1.6	<0.50	<0.50	<0.50	NT	
01/14/13	<50	<5,000	<0.50	<0.50	<0.50	<0.50	NT	

TABLE 2
GROUNDWATER ANALYTICAL SUMMARY FOR PETROLEUM HYDROCARBONS
 Gruit Auto Repair & Automotive Service, 1970 Seminary Avenue, Oakland, California

Well Number	Date Collected	GRO (µg/L)	Oil & Grease (µg/L)	Benzene (µg/L)	Toluene (µg/L)	Ethyl-benzene (µg/L)	Total Xylenes (µg/L)	Napthalene (µg/L)
MW-3 (shallow)	07/22/00	230	<5,000[1,2]	0.89	2.4	ND	ND	NT
	01/29/01	450	<5,000[1]	1.1	1.6	11	3.6	NT
	07/28/01	<50	<5,000[1]	<0.5	ND	ND	ND	NT
	02/03/02	98	<5,000[1]	<0.5	ND	ND	ND	NT
	07/23/02	<50	<5,000[1]	<0.5	<0.5	<0.5	<0.5	NT
	01/20/03	700	<5,000[1]	1.6	0.56	41	21	NT
	07/30/03	<50	<5,000[1]	<0.5	<0.5	<0.5	<0.5	NT
	01/27/04	85	<5,000[1]	<0.5	<0.5	<0.5	0.87	NT
	07/22/04	<50	<5,000[1]	<0.5	<0.5	<0.5	<0.5	NT
	01/20/05	440	<5,000[1]	0.81	0.67	7.1	2.6	NT
	07/20/05	130	<5,000[1]	<0.5	1.2	<0.5	<0.5	NT
	01/26/06	790	<5,000[1]	1.0	1.0	12	3.4	NT
	07/27/06	<50	<5,000[1]	<0.5	<0.5	<0.5	<0.5	NT
	01/25/07	<50	<5,000[1]	<0.5	<0.5	<0.5	<0.5	NT
	07/19/07	<50	<5,000[1]	<0.5	<0.5	<0.5	<0.5	NT
	02/15/08	74	<5,000[1]	<0.5	<0.5	<0.5	<0.5	NT
	07/25/08	<50	<5,000[1]	<0.5	<0.5	<0.5	<0.5	<0.5
	01/23/09	<50	<5,000[1]	<0.5	<0.5	<0.5	<0.5	NT
	07/21/09	<50	<5,000[1]	<0.5	<0.5	<0.5	<0.5	NT
	01/25/10	150	<5,000[1,2]	<0.5	<0.5	<0.5	<0.5	NT
	07/29/10	<50	<5,000	<0.50	<0.50	<0.50	<0.50	NT
	01/31/11	<50	<5,000	<0.50	<0.50	<0.50	<0.50	NT
	07/12/11	<50	<5,000	<0.50	<0.50	<0.50	<0.50	NT
01/17/12	<50	<5,000	<0.50	<0.50	<0.50	<0.50	NT	
07/16/12	<50	<5,000	<0.50	<0.50	<0.50	<0.50	NT	
01/14/13	<50	<5,000	<0.50	<0.50	<0.50	<0.50	NT	

TABLE 2
GROUNDWATER ANALYTICAL SUMMARY FOR PETROLEUM HYDROCARBONS
 Gritmit Auto Repair & Automotive Service, 1970 Seminary Avenue, Oakland, California

Well Number	Date Collected	GRO (µg/L)	Oil & Grease (µg/L)	Benzene (µg/L)	Toluene (µg/L)	Ethyl-benzene (µg/L)	Total Xylenes (µg/L)	Napthalene (µg/L)
MW-4 (deep)	07/22/00	2,700	7,000[1,2]	940	14	31	12	NT
	01/29/01	2500	<5,000[1,2]	980	11	35	5	NT
	07/28/01	1,100	90,000[1,2]	250	6.3	19	4.8	NT
	02/03/02	2,100	7,400[1,2]	890	23	41	20	NT
	07/23/02	1,200	<5,000[1,2]	490	11	22	8.8	NT
	01/20/03	1,900	<5,000[1,2]	740	11	32	12	NT
	07/30/03	1,700	<5,000[1,2]	440	8.9	18	6.1	NT
	01/27/04	1,100	31,000[1,2]	350	10	17	5.0	NT
	07/22/04	910	54,000[1,2]	210	7.9	19	6.5	NT
	01/20/05	1,900	<5,000[1,2]	550	36	63	43	NT
	07/20/05	1,300	<5,000[1,2]	310	11	36	12	NT
	01/26/06	1,900	26,000[1,2]	500	16	40	12	NT
	07/27/06	980	85,000[1,2]	340	13	18	8.8	NT
	01/24/07	910	7,100[1,2]	230	5	15	4	NT
	07/18/07	960	<5,000[1,2]	150	3.9	9.9	3.4	NT
	02/15/08	1,500	12,000[1,2]	310	12	18	11	NT
	07/25/08	1,000	7,800[1,2]	54	3.1	5.5	2.0	4.7
	01/23/09	1,000	<5,000[1,2]	200	5	9.3	2.3	NT
	07/20/09	940	12,000[1,2]	230	8.8	6.5	8.0	NT
	01/25/10	1,000	29,000[1,2]	240	6.9	20	8.9	NT
	07/29/10	1,000	<5,000	190	7.8	15	4.0	NT
	01/31/11	1,300	20,000 / <5,000[3]	280	14	17	4.6	NT
	07/12/11	1,300	<5,000	88	5.8	18	0.84	NT
01/17/12	950	<5,000	40	2.1	6.6	0.99	NT	
07/16/12	1,100	42,000 / 26,000[3]	130	9.8	12	4.1	NT	
01/14/13	1,600	18000 / 16,000[3]	350	38	47	51.6	NT	

TABLE 2
GROUNDWATER ANALYTICAL SUMMARY FOR PETROLEUM HYDROCARBONS
 Gritmit Auto Repair & Automotive Service, 1970 Seminary Avenue, Oakland, California

Well Number	Date Collected	GRO (µg/L)	Oil & Grease (µg/L)	Benzene (µg/L)	Toluene (µg/L)	Ethyl-benzene (µg/L)	Total Xylenes (µg/L)	Napthalene (µg/L)
MW-5 (deep)	07/22/00	14,000	12,000[1,2]	290	140	770	630	NT
	01/29/01	8,200	11,000[1,2]	180	42	420	250	NT
	07/28/01	9,100	<5,000[1,2]	190	67	540	430	NT
	02/03/02	11,000	<5,000[1]	250	160	730	540	NT
	07/23/02	6,400	<5,000[1]	160	67	540	390	NT
	01/20/03	7,300	<5,000[1,2]	190	80	480	310	NT
	07/30/03	8,700	<5,000[1,2]	170	35	470	300	NT
	01/27/04	7,600	<5,000[1]	220	50	460	290	NT
	07/22/04	10,000	<5,000[1]	200	38	510	400	NT
	01/20/05	8,500	<5,000[1,2]	130	63	430	280	NT
	07/20/05	7,900	<5,000[1,2]	110	47	350	250	NT
	01/26/06	8,000	<5,000[1]	170	53	410	270	NT
	07/27/06	5,300	<5,000[1]	110	35	380	250	NT
	01/25/07	1,300	<5,000[1,2]	17	6.1	34	46	NT
	07/19/07	10,000	<5,000[1,2]	99	15	250	200	NT
	02/15/08	9,900	<5,000[1,2]	120	26	290	200	NT
	07/25/08	5,600	<5,000[1,2]	120	20	210	190	16
	01/23/09	6,600	<5,000[1,2]	68	18	220	110	NT
	07/21/09	5,600	<5,000[1]	81	21	210	160	NT
	01/25/10	2,800	<5,000[1,2]	32	11	100	64	NT
	07/29/10	2,900	<5,000	23	6.9	130	70.6	NT
	01/31/11	4,400	<5,000	25	12	170	78.1	NT
	07/12/11	5,700	<5,000	30	11	190	89	NT
01/17/12	4,000	<5,000	25	5.4	150	54.1	NT	
07/16/12	3,700	<5,000	28	6.4	140	52.0	NT	
01/14/13	2,100	<5,000	11	8.1	90	41.3	NT	

TABLE 2
GROUNDWATER ANALYTICAL SUMMARY FOR PETROLEUM HYDROCARBONS
 Gruit Auto Repair & Automotive Service, 1970 Seminary Avenue, Oakland, California

Well Number	Date Collected	GRO (µg/L)	Oil & Grease (µg/L)	Benzene (µg/L)	Toluene (µg/L)	Ethyl-benzene (µg/L)	Total Xylenes (µg/L)	Napthalene (µg/L)
MW-6 (shallow)	07/22/00	2,200	<5,000[1,2]	290	9.6	80	43	NT
	01/29/01	2,500	<5,000[1,2]	220	11	150	230	NT
	07/28/01	NA	<5,000[1,2]	NA	NA	NA	NA	NA
	02/03/02	2,500	<5,000[1,2]	290	18	88	330	NT
	07/23/02	1,100	<5,000[1,2]	160	6.5	54	35	NT
	01/20/03	3,800	<5,000[1,2]	370	33	220	300	NT
	07/30/03	2,000	<5,000[1,2]	250	4.8	50	24	NT
	01/27/04	2,600	<5,000[1,2]	420	20	170	180	NT
	07/22/04	1,200	<5,000[1,2]	110	3.2	36	17	NT
	01/20/05	3,100	<5,000[1,2]	280	21	180	250	NT
	07/20/05	730	<5,000[1,2]	66	4.4	25	26	NT
	01/26/06	1,900	<5,000[1,2]	180	12	120	140	NT
	07/27/06	670	<5,000[1,2]	120	5	17	15	NT
	01/25/07	650	<5,000[1,2]	99	2.7	20	16	NT
	07/19/07	4,200	<5,000[1,2]	360	18	47	55	NT
	02/15/08	2,100	<5,000[1,2]	200	10	100	97	NT
	07/25/08	370	<5,000[1,2]	27	3.1	2.2	2.7	<0.5
	01/23/09	330	<5,000[1,2]	69	3.6	11	8.1	NT
	07/21/09	290	<5,000[1,2]	40	1.9	9.3	7.8	NT
	01/25/10	740	<5,000[1,2]	80	4.9	54	62	NT
	07/29/10	220	<5,000	25	0.68	7.3	4.9	NT
	01/31/11	1,100	<5,000	85	5.3	75	69.4	NT
	07/12/11	610	<5,000	47	2.5	34	27	NT
01/17/12	81	<5,000	13	0.62	4.6	5.8	NT	
07/16/12	500	<5,000	26	0.97	14	10.48	NT	
01/14/13	700	<5,000	65	3.9	64	53.0	NT	

TABLE 2
GROUNDWATER ANALYTICAL SUMMARY FOR PETROLEUM HYDROCARBONS
 Grimit Auto Repair & Automotive Service, 1970 Seminary Avenue, Oakland, California

Well Number	Date Collected	GRO (µg/L)	Oil & Grease (µg/L)	Benzene (µg/L)	Toluene (µg/L)	Ethyl-benzene (µg/L)	Total Xylenes (µg/L)	Napthalene (µg/L)
MW-7 (deep)	07/22/00	7,400	10,000[1,2]	620	180	240	180	NT
	01/29/01	4,000	7,000[1,2]	410	21	22	21	NT
	07/28/01	4,200	<5,000[1,2]	540	120	110	110	NT
	02/03/02	6,300	<5,000[1,2]	560	110	190	140	NT
	07/23/02	3,400	<5,000[1,2]	440	6.3	87	61	NT
	01/20/03	4,500	<5,000[1,2]	380	32	30	36	NT
	07/30/03	5,300	<5,000[1,2]	460	34	43	52	NT
	01/27/04	3,000	<5,000[1,2]	350	15	13	18	NT
	07/22/04	3,600	<5,000[1,2]	440	10	10	25	NT
	01/20/05	3,200	19,000[1,2]	320	31	29	34	NT
	07/20/05	8,400	<5,000[1,2]	550	230	300	410	NT
	01/26/06	3,300	32,000[1,2]	450	31	45	37	NT
	07/27/06	3,800	<5,000[1,2]	530	85	38	94	NT
	01/25/07	2,500	<5,000[1,2]	320	6.9	3.3	10	NT
	07/19/07	2,700	<5,000[1,2]	280	10	5.9	18	NT
	02/15/08	2,900	27,000[1,2]	230	15	12	18	NT
	07/25/08	3,700	<5,000[1,2]	400	25	26	87	10
	01/23/09	2,500	<5,000[1,2]	230	5.4	2.9	5.6	NT
	07/21/09	3,400	<5,000[1,2]	230	75	33	140	NT
	01/25/10	3,900	5,200[1,2]	260	15	5.2	24	NT
07/29/10	3,600	<5,000	190	38	13	67.6	NT	
01/31/11	5,400	14,000 / <5,000[3]	210	29	13	28.7	NT	
07/12/11	5,500	<5,000	150	45	7.9	51.9	NT	
01/17/12	3,300	<5,000	150	8.5	2.1	12.3	NT	
07/16/12	4,200	<5,000	160	41	31	31.4	NT	
01/14/13	3,000	<5,000	180	25	8.2	27.6	NT	

TABLE 2
GROUNDWATER ANALYTICAL SUMMARY FOR PETROLEUM HYDROCARBONS
 Gritmit Auto Repair & Automotive Service, 1970 Seminary Avenue, Oakland, California

Well Number	Date Collected	GRO (µg/L)	Oil & Grease (µg/L)	Benzene (µg/L)	Toluene (µg/L)	Ethyl-benzene (µg/L)	Total Xylenes (µg/L)	Napthalene (µg/L)
MW-8 (shallow)	07/22/00	ND	<5,000[1,2]	ND	ND	ND	ND	NT
	01/29/01	ND	<5,000[1,2]	0.87	ND	ND	ND	NT
	07/28/01	ND	<5,000[1,2]	ND	ND	ND	ND	NT
	02/03/02	ND	<5,000[1,2]	ND	ND	ND	ND	NT
	07/23/02	<50	<5,000[1,2]	0.87	<0.5	<0.5	<0.5	NT
	01/20/03	<50	<5,000[1,2]	<0.5	<0.5	<0.5	<0.5	NT
	07/30/03	<50	<5,000[1,2]	2.0	<0.5	<0.5	<0.5	NT
	01/27/04	<50	<5,000[1,2]	<0.5	<0.5	<0.5	<0.5	NT
	07/22/04	<50	<5,000[1,2]	1.2	<0.5	<0.5	<0.5	NT
	01/20/05	<50	<5,000[1,2]	<0.5	<0.5	<0.5	<0.5	NT
	07/20/05	<50	<5,000[1,2]	<0.5	<0.5	<0.5	<0.5	NT
	01/26/06	<50	<5,000[1,2]	<0.5	<0.5	<0.5	<0.5	NT
	07/27/06	<50	<5,000[1,2]	<0.5	<0.5	<0.5	<0.5	NT
	01/25/07	<50	<5,000[1,2]	<0.5	<0.5	<0.5	<0.5	NT
	07/19/07	<50	<5,000[1,2]	<0.5	<0.5	<0.5	<0.5	NT
	02/15/08	<50	<5,000[1,2]	<0.5	<0.5	<0.5	<0.5	NT
	07/25/08	<50	<5,000[1,2]	<0.5	<0.5	<0.5	<0.5	<0.5
	01/23/09	<50	<5,000[1,2]	<0.5	<0.5	<0.5	<0.5	NT
	07/21/09	<50	<5,000[1,2]	<0.5	<0.5	<0.5	<0.5	NT
	01/25/10	<50	<5,000[1,2]	<0.5	<0.5	<0.5	<0.5	NT
07/29/10	<50	<5,000	<0.50	<0.50	<0.50	<0.50	NT	
01/31/11	<50	<5,000	<0.50	<0.50	<0.50	<0.50	NT	
07/12/11	61	<5,000	1.1	<0.50	<0.50	<0.50	NT	
01/17/12	<50	<5,000	<0.50	<0.50	<0.50	<0.50	NT	
07/16/12	<50	<5,000	<0.50	<0.50	<0.50	<0.50	NT	
01/14/13	<50	<5,000	<0.50	<0.50	<0.50	<0.50	NT	

TABLE 2
GROUNDWATER ANALYTICAL SUMMARY FOR PETROLEUM HYDROCARBONS
 Gritmit Auto Repair & Automotive Service, 1970 Seminary Avenue, Oakland, California

Well Number	Date Collected	GRO (µg/L)	Oil & Grease (µg/L)	Benzene (µg/L)	Toluene (µg/L)	Ethyl-benzene (µg/L)	Total Xylenes (µg/L)	Napthalene (µg/L)
MW-9 (shallow)	07/22/00	4,900	71,000[1.2]	93	15	240	250	NT
	01/29/01	3,800	5,000	160	35	260	310	NT
	07/28/01	5,700	<5,000[1,2]	43	27	210	420	NT
	02/03/02	7,800	<5,000[1,2]	98	51	450	640	NT
	07/23/02	2,300	<5,000[1,2]	29	14	120	96	NT
	01/20/03	5,000	<5,000[1]	76	25	350	340	NT
	07/30/03	570	<5,000[1,2]	7.2	1.2	14	4.8	NT
	01/27/04	820	<5,000[1,2]	14	2.6	35	35	NT
	07/22/04	460	<5,000[1,2]	5.3	1.2	4.0	7.2	NT
	01/20/05	330	<5,000[1,2]	6.2	1.5	8.9	12	NT
	07/20/05	260	<5,000[1,2]	1.7	2.0	<0.5	1.2	NT
	01/26/06	260	<5,000[1]	1.0	2.9	<0.5	0.64	NT
	07/27/06	410	<5,000[1]	1.1	1.4	0.52	<0.5	NT
	01/24/07	440	<5,000[1]	1.4	1.5	2.9	7.5	NT
	07/18/07	300	<5,000[1]	1.4	2.4	0.51	<0.5	NT
	02/15/08	490	<5,000[1]	2.8	5.2	7.1	22	NT
	07/25/08	520	<5,000[1]	1.0	4.1	0.63	<0.5	<0.5
	01/23/09	250	<5,000[1]	<0.5	3.7	<0.5	1.5	NT
	07/20/09	910	<5,000[1,2]	2.5	4.8	2.6	2.4	NT
	01/25/10	550	<5,000[1,2]	2.2	6.5	11	33	NT
07/29/10	670	<5,000	<0.50	<0.50	<0.50	1.1	NT	
01/31/11	560	<5,000	<0.50	<0.50	<0.50	0.80	NT	
07/12/11	930	<5,000	<0.50	<0.50	2.6	5.1	NT	
01/17/12	1,400	<5,000	<0.50	<0.50	2.8	4.8	NT	
07/16/12	430	<5,000	<0.50	<0.50	0.58	0.72	NT	
01/14/13	2,100	<5,000	<0.50	0.64	28	35.6	NT	

TABLE 2
GROUNDWATER ANALYTICAL SUMMARY FOR PETROLEUM HYDROCARBONS
 Gritmit Auto Repair & Automotive Service, 1970 Seminary Avenue, Oakland, California

Well Number	Date Collected	GRO (µg/L)	Oil & Grease (µg/L)	Benzene (µg/L)	Toluene (µg/L)	Ethyl- benzene (µg/L)	Total Xylenes (µg/L)	Napthalene (µg/L)
Legend/Key:								
GRO = Gasoline range organics								
ND= "not-detected" or below the Method Detection Limits								
Oil and Grease = analyzed by EPA Method 1664A.								
GRO = analyzed by EPA Method 8015B; all other analytes sampled by EPA Method 8260B								
-- = Not analyzed								
NA= Not available								
NT= Not tested								
µg/L = micrograms per liter								
[1]=Gravimetric Method								
[2]= HVOC detected								
[3]= Reported as HEM / SGT HEM								

TABLE 3
ANALYTICAL RESULTS FOR FUEL OXYGENATES AND ADDITIVES
 Gritmit Auto Repair & Automotive Service, 1970 Seminary Avenue, Oakland, California

Well Number	Date Collected	MTBE (µg/L)	TBA (µg/L)	ETBE (µg/L)	DIPE (µg/L)	TAME (µg/L)	Methanol (µg/L)	Ethanol (µg/L)	1,2-DCA (µg/L)	1,2-EDB (µg/L)	
MW-1 (deep)	07/25/08	NA	NA	NA	NA	NA	NA	NA	NA	NA	
	01/23/09	<5.0	61	<5.0	<5.0	<5.0	<5,000	<500	<5.0	<5.0	
	07/21/09	<10.0	80	<10.0	<10.0	<10.0	<10,000	<1,000	<10.0	<10.0	
	01/25/10	<5.0	<20	<5.0	<5.0	<5.0	<5,000	<500	<5.0	<5.0	
	07/29/10	Not Sampled - Free Product present									
	01/31/11	Not Sampled - Free Product present									
	07/12/11	Not Sampled - Free Product present									
	01/17/12	Not Sampled - Free Product present									
	07/16/12	<10	<200	<20	<20	<20	NS	NS	<20	<40	
	01/14/13	<40[1]	<800[1]	<80[1]	<80[1]	<80[1]	NS	NS	<80[1]	<160[1]	
MW-2 (deep)	07/25/08	<0.5	<2.0	<0.5	<0.5	<0.5	<500	<50	1.3	<0.5	
	01/23/09	<0.5	2.4	<0.5	<0.5	<0.5	<500	<50	7.8	<0.5	
	07/21/09	<0.5	<2.0	<0.5	<0.5	<0.5	<500	<50	9.7	<0.5	
	01/25/10	<0.5	<2.0	<0.5	<0.5	<0.5	<500	<50	3.8	<0.5	
	07/29/10	<0.50	<10	<1.0	<1.0	<1.0	<5,000	<5,000	1.2	<2.0	
	01/31/11	<0.50	<10	<1.0	<1.0	<1.0	NS	NS	9.5	<2.0	
	07/12/11	<0.50	<10	<1.0	<1.0	<1.0	NS	NS	<1.0	<2.0	
	01/17/12	<0.50	<10	<1.0	<1.0	<1.0	NS	NS	<1.0	<2.0	
	07/16/12	<0.50	<10	<1.0	<1.0	<1.0	NS	NS	<1.0	<2.0	
	01/14/13	<0.50	<10	<1.0	<1.0	<1.0	NS	NS	<1.0	<2.0	
MW-3 (shallow)	07/25/08	<0.5	<2.0	<0.5	<0.5	<0.5	<500	<50	<0.5	<0.5	
	01/23/09	<0.5	<2.0	<0.5	<0.5	<0.5	<500	<50	<0.5	<0.5	
	07/21/09	<0.5	<2.0	<0.5	<0.5	<0.5	<500	<50	<0.5	<0.5	
	01/25/10	<0.5	2.4	<0.5	<0.5	<0.5	<500	<50	<0.5	<0.5	
	07/29/10	<0.50	<10	<1.0	<1.0	<1.0	<5,000	<5,000	<1.0	<2.0	
	01/31/11	<0.50	<10	<1.0	<1.0	<1.0	NS	NS	<1.0	<2.0	
	07/12/11	<0.50	<10	<1.0	<1.0	<1.0	NS	NS	<1.0	<2.0	
	01/17/12	<0.50	<10	<1.0	<1.0	<1.0	NS	NS	<1.0	<2.0	
	07/16/12	<0.50	<10	<1.0	<1.0	<1.0	NS	NS	<1.0	<2.0	
	01/14/13	<0.50	<10	<1.0	<1.0	<1.0	NS	NS	<1.0	<2.0	
MW-4 (deep)	07/25/08	12	34	<2.5	<2.5	<2.5	<2,500	<250	<2.5	<2.5	
	01/23/09	<5.0	<20	<5.0	<5.0	<5.0	<5,000	<500	<5.0	<0.5	
	07/21/09	6.9	19	<2.5	<2.5	<2.5	<2,500	<250	<2.5	<2.5	
	01/25/10	<5.0	<20	<5.0	<5.0	<5.0	<5,000	<500	<5.0	<0.5	
	07/29/10	3.9	21	<2.0	<2.0	<2.0	<5,000	<5,000	<2.0	<4.0	
	01/31/11	3.9	<30	<3.0	<3.0	<3.0	NS	NS	<3.0	<6.0	
	07/12/11	3.1	<10	<1.0	<1.0	<1.0	NS	NS	<1.0	<2.0	
	01/17/12	3.1	16	<1.0	<1.0	<1.0	NS	NS	<1.0	<2.0	
	07/16/12	2.8	<30	<3.0	<3.0	<3.0	NS	NS	<3.0	<6.0	
	01/14/13	3.1	<30[1]	<3.0[1]	<3.0[1]	<3.0[1]	NS	NS	<3.0[1]	<6.0[1]	

TABLE 3
ANALYTICAL RESULTS FOR FUEL OXYGENATES AND ADDITIVES
 Gritit Auto Repair & Automotive Service, 1970 Seminary Avenue, Oakland, California

Well Number	Date Collected	MTBE (µg/L)	TBA (µg/L)	ETBE (µg/L)	DIPE (µg/L)	TAME (µg/L)	Methanol (µg/L)	Ethanol (µg/L)	1,2-DCA (µg/L)	1,2-EDB (µg/L)
MW-5 (deep)	07/25/08	<5.0	<20	<5.0	<5.0	<5.0	<5,000	<500	<5.0	<0.5
	01/23/09	<1.0	16	<1.0	<1.0	<1.0	<1,000	<100	2.6	<1.0
	07/21/09	<2.5	<10	<2.5	<2.5	<2.5	<2500	<250	<2.5	<2.5
	01/25/10	<0.5	<2.0	<0.5	<0.5	<0.5	<500	<50	<0.5	<0.5
	07/29/10	<1.0	<20	<2.0	<2.0	<2.0	<5,000	<5,000	<2.0	<4.0
	01/31/11	<1.0	<20	<2.0	<2.0	<2.0	NS	NS	<2.0	<4.0
	07/12/11	<2.5	<50	<5.0	<5.0	<5.0	NS	NS	<5.0	<10
	01/17/12	<1.0	<20	<2.0	<2.0	<2.0	NS	NS	<2.0	<4.0
	07/16/12	<1.0	<20	<2.0	<2.0	<2.0	NS	NS	<2.0	<4.0
	01/14/13	<0.50	<10	<1.0	<1.0	<1.0	NS	NS	<1.0	<2.0
MW-6 (shallow)	07/25/08	<0.5	9.1	<0.5	<0.5	<0.5	<500	<50	0.75	<0.5
	01/23/09	<0.5	8.6	<0.5	<0.5	<0.5	<500	<50	<0.5	<0.5
	07/21/09	<0.5	8.2	<0.5	<0.5	<0.5	<500	<50	<0.5	<0.5
	01/25/10	<0.5	7.4	<0.5	<0.5	<0.5	<500	<50	<0.5	<0.5
	07/29/10	<0.50	<10	<1.0	<1.0	<1.0	<5,000	<5,000	<1.0	<2.0
	01/31/11	<0.50	<10	<1.0	<1.0	<1.0	NS	NS	<1.0	<2.0
	07/12/11	<0.50	<10	<1.0	<1.0	<1.0	NS	NS	<1.0	<2.0
	01/17/12	<0.50	<10	<1.0	<1.0	<1.0	NS	NS	<1.0	<2.0
	07/16/12	<0.50	<10	<1.0	<1.0	<1.0	NS	NS	<1.0	<2.0
	01/14/13	<0.50	<10	<1.0	<1.0	<1.0	NS	NS	<1.0	<2.0
MW-7 (deep)	07/25/08	<5.0	<20	<5.0	<5.0	<5.0	<5,000	<500	<5.0	<5.0
	01/23/09	<5.0	<20	<5.0	<5.0	<5.0	<5,000	<500	<5.0	<5.0
	07/21/09	<2.5	<10	<2.5	<2.5	<2.5	<2500	<250	<2.5	<2.5
	01/25/10	<5.0	<20	<5.0	<5.0	<5.0	<5,000	<500	<5.0	<0.5
	07/29/10	<5.0	<100	<10	<10	<10	<5,000	<5,000	<10	<20
	01/31/11	<1.5	<30	<3.0	<3.0	<3.0	NS	NS	<3.0	<6.0
	07/12/11	<2.0	<40	<4.0	<4.0	<4.0	NS	NS	<4.0	<8.0
	01/17/12	<1.0[1]	<20[1]	<2.0[1]	<2.0[1]	<2.0[1]	NS	NS	<2.0[1]	<4.0[1]
	07/16/12	<1.0[1]	22	<2.0[1]	2.0	<2.0[1]	NS	NS	<2.0[1]	<4.0[1]
	01/14/13	<1.0[1]	<20[1]	<2.0[1]	<2.0[1]	<2.0[1]	NS	NS	<2.0[1]	<4.0[1]

TABLE 3
ANALYTICAL RESULTS FOR FUEL OXYGENATES AND ADDITIVES
 Gritmit Auto Repair & Automotive Service, 1970 Seminary Avenue, Oakland, California

Well Number	Date Collected	MTBE (µg/L)	TBA (µg/L)	ETBE (µg/L)	DIPE (µg/L)	TAME (µg/L)	Methanol (µg/L)	Ethanol (µg/L)	1,2-DCA (µg/L)	1,2-EDB (µg/L)
MW-8 (shallow)	07/25/08	<0.5	<2.0	<0.5	<0.5	<0.5	<500	<50	<0.5	<0.5
	01/23/09	<0.5	<2.0	<0.5	<0.5	<0.5	<500	<50	<0.5	<0.5
	07/21/09	<0.5	<2.0	<0.5	<0.5	<0.5	<500	<50	<0.5	<0.5
	01/25/10	<0.5	<2.0	<0.5	<0.5	<0.5	<500	<50	<0.5	<0.5
	07/29/10	<0.50	<10	<1.0	<1.0	<1.0	<5,000	<5,000	<1.0	<2.0
	01/31/11	<0.50	<10	<1.0	<1.0	<1.0	NS	NS	<1.0	<2.0
	07/12/11	<0.50	<10	<1.0	<1.0	<1.0	NS	NS	<1.0	<2.0
	01/17/12	<0.50	<10	<1.0	<1.0	<1.0	NS	NS	<1.0	<2.0
	07/16/12	<0.50	<10	<1.0	<1.0	<1.0	NS	NS	<1.0	<2.0
01/14/13	<0.50	<10	<1.0	<1.0	<1.0	NS	NS	<1.0	<2.0	
MW-9 (shallow)	07/25/08	<0.5	<2.0	<0.5	<0.5	<0.5	<500	<50	0.75	<0.5
	01/23/09	<0.5	<2.0	<0.5	<0.5	<0.5	<500	<50	<0.5	<0.5
	07/21/09	<0.5	<2.0	<0.5	<0.5	<0.5	<500	<50	<0.5	<0.5
	01/25/10	<0.5	<2.0	<0.5	<0.5	<0.5	<500	<50	<0.5	<0.5
	07/29/10	<0.50	<10	<1.0	<1.0	<1.0	<5,000	<5,000	<1.0	<2.0
	01/31/11	<0.50	<10	<1.0	<1.0	<1.0	NS	NS	<1.0	<2.0
	07/12/11	<0.50	<10	<1.0	<1.0	<1.0	NS	NS	<1.0	<2.0
	01/17/12	<0.50	<10	<1.0	<1.0	<1.0	NS	NS	<1.0	<2.0
	07/16/12	<0.50	<10	<1.0	<1.0	<1.0	NS	NS	<1.0	<2.0
01/14/13	<0.50	<10	<1.0	<1.0	<1.0	NS	NS	<1.0	<2.0	

Legend/Key:

MTBE = Methyl tertiary butyl ether

TBA = Tertiary butyl alcohol

DIPE = Di-isopropyl ether

ETBE = Ethyl tertiary butyl ether

TAME = Tertiary amyl methyl ether

1,2-DCA = 1,2-Dichloroethane

1,2-EDB = Ethylene Dibromide (1,2-Dibromoethane)

NA= Not Available

µg/L = micrograms per liter

[1] = Reporting limits were increased due to high concentrations of target analytes.

TABLE 4
ANALYTICAL RESULTS FOR VOLATILE ORGANIC COMPOUNDS
 Gritit Auto Repair & Automotive Service, 1970 Seminary Avenue, Oakland, California

Well Number	Date Collected	CA (µg/L)	1,2-DCB (µg/L)	1,2-DCA (µg/L)	cis-1,2-DCE (µg/L)	trans-1,2-DCE (µg/L)	1,2-DCP (µg/L)	PCE (µg/L)	TCE (µg/L)	VC (µg/L)	
MW-1 (deep)	7/22/2000[1]	<2.5	16.0	<2.5	15	<2.5	<2.5	<5.0	<2.5	8.2	
	1/29/2001[1]	<10.0	23.0	<10	23	<10.0	<10.0	<10.0	<10.0	<10.0	
	7/28/2001[1]	7.4	9.0	0.97	14	6.4	0.95	<0.5	<0.5	15	
	2/3/2002[1]	5.5	10.0	1.4	23	5.5	0.59	<0.5	<0.5	7.4	
	7/23/2002[1]	<10.0	2.5	<10.0	15	<10.0	<10.0	<10.0	<10.0	<10.0	
	01/20/03	<10.0	11	<10.0	36	<10.0	<10.0	<10.0	<10.0	11	
	07/30/03	<20.0	<20.0	<20.0	<20.0	<20.0	<20.0	<20.0	<20.0	<20.0	
	01/27/04	<50.0	<50.0	<50.0	<50.0	<50.0	<50.0	<50.0	<50.0	<50.0	
	07/22/04	<50.0	<50.0	<50.0	<50.0	<50.0	<50.0	<50.0	<50.0	<50.0	
	1/20/2005[1]	81	<5.0	<5.0	27	<5.0	<5.0	<5.0	<5.0	32	
	7/20/2005[1]	<5.0	9.8	<5.0	14	<5.0	<5.0	<5.0	<5.0	15	
	01/26/06	<25	<25	<25	<25	<25	<25	<25	<25	<25	
	7/27/2006[1]	26	<10	<10	12	<10	<10	<10	<10	20	
	01/25/07	<10	<10	<10	<10	<10	<10	<10	<10	<10	
	07/19/07	<500	<500	<500	<500	<500	<500	<500	<500	<500	
	02/15/08	<5	<5	<5	14	<5	<5	<5	<5	16	
	7/25/2008[1]	<50,000	<50,000	<50,000	<50,000	<50,000	<50,000	<50,000	<50,000	<50,000	
	01/23/09	<5	<5	<5	6.4	<5	<5	<5	<5	<5	
	07/21/09	<10	<10	<10	<10	<10	<10	<10	<10	<10	
	01/25/10	<5	<5	<5	11	<5	<5	<5	<5	<5	
	07/29/10				Not Sampled - Free Product present						
	01/31/11				Not Sampled - Free Product present						
	07/12/11				Not Sampled - Free Product present						
	01/17/12				Not Sampled - Free Product present						
	07/16/12	<20	<20	<20	<20	<20	<20	<20	<20	<20	
	01/14/13	<320[2]	<80[2]	<80[2]	<80[2]	<80[2]	<80[2]	<80[2]	<80[2]	<80[2]	
	MW-2 (deep)	07/22/00	<0.5	<0.5	17	10	<0.5	1.2	<0.5	12.0	<0.5
01/29/01		<0.5	<0.5	12	9.1	<0.5	0.9	<0.5	12.0	<0.5	
07/28/01		<0.5	<0.5	9.7	7.8	<0.5	0.95	<0.5	12.0	<0.5	
02/03/02		<0.5	<0.5	7.1	6.7	<0.5	0.72	<0.5	9.0	<0.5	
07/23/02		<0.5	<0.5	1.7	2.1	<0.5	<0.5	<0.5	0.97	<0.5	
01/20/03		<0.5	<0.5	1.6	2.0	<0.5	<0.5	<0.5	<0.5	<0.5	
07/30/03		<0.5	<0.5	1.7	1.4	<0.5	<0.5	<0.5	<0.5	<0.5	
01/27/04		<0.5	<0.5	14	8.9	<0.5	<0.5	<0.5	9.4	<0.5	
07/22/04		<0.5	<0.5	6.6	6.5	<0.5	<0.5	<0.5	8.0	<0.5	
01/20/05		<0.5	<0.5	8.7	7.8	<0.5	0.69	<0.5	12.0	<0.5	
07/20/05		<0.5	<0.5	2.0	2.1	<0.5	<0.5	<0.5	1.2	<0.5	
01/26/06		<0.5	<0.5	10	7.7	<0.5	0.69	<0.5	13.0	<0.5	
07/27/06		<0.5	<0.5	13	10	<0.5	0.88	<0.5	13.0	<0.5	
01/25/07		<0.5	<0.5	5.5	9.1	<0.5	0.64	<0.5	16.0	<0.5	
07/19/07		<0.5	<0.5	5.3	4.6	<0.5	<0.5	<0.5	7.5	<0.5	
02/15/08		<0.5	<0.5	<0.5	2.0	<0.5	<0.5	<0.5	2.1	<0.5	
07/25/08		<0.5	<0.5	1.3	1.5	<0.5	<0.5	<0.5	4.8	<0.5	
01/23/09		<0.5	<0.5	7.8	9.4	<0.5	0.88	<0.5	16	<0.5	
07/21/09		<0.5	<0.5	9.7	8.3	<0.5	0.89	<0.5	15	<0.5	
01/25/10		<0.5	<0.5	3.8	4.8	<0.5	<0.5	<0.5	9.0	<0.5	
07/29/10	<1.0	<1.0	1.2	<1.0	<1.0	<1.0	<1.0	<1.0	<1.0		
01/31/11	<1.0	<1.0	9.5	6.5	<1.0	<1.0	<1.0	<1.0	<1.0		
07/12/11	<1.0	<1.0	<1.0	<1.0	<1.0	<1.0	<1.0	<1.0	<1.0		
01/17/12	<1.0	<1.0	<1.0	<1.0	<1.0	<1.0	<1.0	<1.0	<1.0		
07/16/12	<1.0	<1.0	<1.0	<1.0	<1.0	<1.0	<1.0	<1.0	<1.0		
01/14/13	<1.0	<1.0	<1.0	<1.0	<1.0	<1.0	<1.0	<1.0	<1.0		

TABLE 4
ANALYTICAL RESULTS FOR VOLATILE ORGANIC COMPOUNDS
 Gritmit Auto Repair & Automotive Service, 1970 Seminary Avenue, Oakland, California

Well Number	Date Collected	CA (µg/L)	1,2-DCB (µg/L)	1,2-DCA (µg/L)	cis-1,2-DCE (µg/L)	trans-1,2-DCE (µg/L)	1,2-DCP (µg/L)	PCE (µg/L)	TCE (µg/L)	VC (µg/L)
MW-3 (shallow)	07/22/00	<0.5	<0.5	0.52	<0.5	<0.5	<0.5	<0.5	<0.5	<0.5
	01/29/01	<0.5	<0.5	<0.5	<0.5	<0.5	<0.5	<0.5	<0.5	<0.5
	07/28/01	<0.5	<0.5	<0.5	<0.5	<0.5	<0.5	<0.5	<0.5	<0.5
	02/03/02	<0.5	<0.5	<0.5	<0.5	<0.5	<0.5	<0.5	<0.5	<0.5
	07/23/02	<0.5	<0.5	<0.5	<0.5	<0.5	<0.5	<0.5	<0.5	<0.5
	01/20/03	<0.5	<0.5	<0.5	<0.5	<0.5	<0.5	<0.5	<0.5	<0.5
	07/30/03	<0.5	<0.5	<0.5	<0.5	<0.5	<0.5	<0.5	<0.5	<0.5
	01/27/04	<0.5	<0.5	<0.5	<0.5	<0.5	<0.5	<0.5	<0.5	<0.5
	07/22/04	<0.5	<0.5	<0.5	<0.5	<0.5	<0.5	<0.5	<0.5	<0.5
	01/20/05	<0.5	<0.5	<0.5	<0.5	<0.5	<0.5	<0.5	<0.5	<0.5
	07/20/05	<0.5	<0.5	<0.5	<0.5	<0.5	<0.5	<0.5	<0.5	<0.5
	01/26/06	<0.5	<0.5	<0.5	<0.5	<0.5	<0.5	<0.5	<0.5	<0.5
	7/27/2006[1]	<0.5	<0.5	<0.5	<0.5	<0.5	<0.5	<0.5	<0.5	<0.5
	01/25/07	<0.5	<0.5	<0.5	<0.5	<0.5	<0.5	<0.5	<0.5	<0.5
	07/19/07	<0.5	<0.5	<0.5	<0.5	<0.5	<0.5	<0.5	<0.5	<0.5
	02/15/08	<0.5	<0.5	<0.5	<0.5	<0.5	<0.5	<0.5	<0.5	<0.5
	07/25/08	<0.5	<0.5	<0.5	<0.5	<0.5	<0.5	<0.5	<0.5	<0.5
	01/23/09	<0.5	<0.5	<0.5	<0.5	<0.5	<0.5	<0.5	<0.5	<0.5
	07/21/09	<0.5	<0.5	<0.5	<0.5	<0.5	<0.5	<0.5	<0.5	<0.5
	1/25/2010[1]	<0.5	<0.5	<0.5	<0.5	<0.5	<0.5	<0.5	<0.5	<0.5
07/29/10	<1.0	<1.0	<1.0	<1.0	<1.0	<1.0	<1.0	<1.0	<1.0	
01/31/11	<1.0	<1.0	<1.0	<1.0	<1.0	<1.0	<1.0	<1.0	<1.0	
07/12/11	<1.0	<1.0	<1.0	<1.0	<1.0	<1.0	<1.0	<1.0	<1.0	
01/17/12	<1.0	<1.0	<1.0	<1.0	<1.0	<1.0	<1.0	<1.0	<1.0	
07/16/12	<1.0	<1.0	<1.0	<1.0	<1.0	<1.0	<1.0	<1.0	<1.0	
01/14/13	<1.0	<1.0	<1.0	<1.0	<1.0	<1.0	<1.0	<1.0	<1.0	
MW-4 (deep)	07/22/00	<10	38	<10	620	<10	<10	<10	19	97
	01/29/01	<5.0	35	<5.0	380	15	<5.0	<5.0	19	97
	07/28/01	<7.5	29	<5.0	310	18	<5.0	<5.0	8.4	150
	2/3/2002[1]	<7.0	22	<7.0	310	16	<7.0	<7.0	20	120
	07/23/02	<0.5	30	<0.5	240	17	<0.5	<0.5	<0.5	230
	01/20/03	<10.0	28	<10.0	200	16	<10.0	<10.0	69	84
	07/30/03	<10.0	32	<10.0	230	13	<10.0	<10.0	13	290
	1/27/2004[1]	<5.0	41	<5.0	370	25	<5.0	<5.0	32	310
	7/22/2004[1]	<5.0	23	<5.0	120	13	<5.0	<5.0	9.6	280
	1/20/2005[1]	<5.0	28	<5.0	320	23	<5.0	<5.0	81	130
	7/20/2005[1]	<5.0	32	<5.0	230	18	<5.0	<5.0	<5.0	170
	1/26/2006[1]	<5.0	31	<5.0	320	22	<5.0	<5.0	39	330
	7/27/2006[1]	<5.0	24	<5.0	180	24	<5.0	<5.0	19	390
	01/25/07	<5.0	25	<5.0	170	15	<5.0	<5.0	<10	380
	7/19/2007[1]	<5.0	28	<5.0	180	27	<5.0	<5.0	21	460
	2/15/2008[1]	<5.0	31	<5.0	200	25	<5.0	<5.0	22	130
	7/25/2008[1]	5.5	18	<2.5	110	17	<2.5	<2.5	21	87
	1/23/2009[1]	<5.0	27	<5.0	150	23	<5.0	<5.0	<5.0	190
	7/21/2009[1]	<2.5	22	<2.5	84	14	<2.5	<2.5	15	150
	1/25/2010[1]	<5.0	25	<5.0	210	28	<5.0	<5.0	<5.0	240
07/29/10	<2.0	23	<2.0	51	17	<2.0	<2.0	<2.0	190	
01/31/11	<3.0	22	<3.0	93	18	<3.0	<3.0	<3.0	160	
07/12/11	<1.0	18	<1.0	52	17	<1.0	<1.0	<1.0	100	
01/17/12	<1.0	20	<1.0	54	16	<1.0	<1.0	2.5	130	
07/16/12	<3.0[2]	17	<3.0[2]	30	17	<3.0[2]	<3.0[2]	<3.0[2]	250	
01/14/13	<3.0[2]	26	<3.0[2]	280	23	<3.0[2]	<3.0[2]	6.2	130	

TABLE 4
ANALYTICAL RESULTS FOR VOLATILE ORGANIC COMPOUNDS
 Gritit Auto Repair & Automotive Service, 1970 Seminary Avenue, Oakland, California

Well Number	Date Collected	CA (µg/L)	1,2-DCB (µg/L)	1,2-DCA (µg/L)	cis-1,2-DCE (µg/L)	trans-1,2-DCE (µg/L)	1,2-DCP (µg/L)	PCE (µg/L)	TCE (µg/L)	VC (µg/L)
MW-5 (deep)	07/22/00	1.8	2.4	1.4	2.6	<1.0	<1.0	<1.0	<1.0	5.0
	01/29/01	<1.0	2.2	2.6	2.2	<1.0	<1.0	<1.0	<1.0	2.2
	07/28/01	1.4	1.3	1.7	1.4	<1.0	<1.0	<1.0	<1.0	2.6
	2/3/2002[1]	1.8	2.0	2.1	3.9	0.95	<0.5	<0.5	<0.5	4.6
	07/23/02	<2.5	<2.5	<2.5	<2.5	<2.5	<2.5	<2.5	<2.5	<2.5
	01/20/03	<1.0	1.4	1.4	1.6	<1.0	<1.0	<1.0	<1.0	1.3
	07/30/03	<1.0	1.2	1.1	1.0	<1.0	<1.0	<1.0	<1.0	2.0
	1/27/2004[1]	<1.0	<5.0	<5.0	<5.0	<5.0	<5.0	<5.0	<5.0	<5.0
	07/22/04	<5.0	<5.0	<5.0	<5.0	<5.0	<5.0	<5.0	<5.0	<5.0
	01/20/05	1.1	0.84	<5.0	<5.0	<5.0	<5.0	<5.0	<5.0	<5.0
	07/20/05	<1.0	<1.0	1.3	<1.0	<1.0	<1.0	<1.0	<1.0	<1.0
	01/26/06	<2.5	<2.5	<2.5	<2.5	<2.5	<2.5	<2.5	<2.5	<2.5
	07/27/06	<2.5	<2.5	<2.5	<2.5	<2.5	<2.5	<2.5	<2.5	<2.5
	01/25/07	<0.5	<0.5	1.0	<0.5	<0.5	<0.5	<0.5	<0.5	<0.5
	07/19/07	<0.5	0.51	<0.5	<0.5	<0.5	<0.5	<0.5	<0.5	<0.5
	02/15/08	<0.5	<0.5	<0.5	0.9	<0.5	<0.5	<0.5	<0.5	<0.5
	07/25/08	<5.0	<5.0	<5.0	<5.0	<5.0	<5.0	<5.0	<5.0	<5.0
	01/23/09	<1.0	<1.0	2.6	<1.0	<1.0	<1.0	<1.0	<1.0	<1.0
	07/21/09	<2.5	<2.5	<2.5	<2.5	<2.5	<2.5	<2.5	<2.5	<2.5
	01/25/10	<0.5	<0.5	<0.5	<0.5	<0.5	<0.5	0.6	<0.5	<0.5
07/29/10	<2.0	<2.0	<2.0	<2.0	<2.0	<2.0	<2.0	<2.0	<2.0	
01/31/11	<2.0	<2.0	<2.0	<2.0	<2.0	<2.0	<2.0	<2.0	<2.0	
07/12/11	<5.0	<5.0	<5.0	<5.0	<5.0	<5.0	<5.0	<5.0	<5.0	
01/17/12	<2.0	<2.0	<2.0	<2.0	<2.0	<2.0	<2.0	<2.0	<2.0	
07/16/12	<2.0	<2.0	<2.0	<2.0	<2.0	<2.0	<2.0	<2.0	<2.0	
01/14/13	<1.0	<1.0	<1.0	<1.0	<1.0	<1.0	<1.0	<1.0	<1.0	
MW-6 (shallow)	07/22/00	<0.5	<0.5	1.2	9.3	<0.5	<0.5	<0.5	<0.5	0.97
	01/29/01	<0.5	<0.5	1.1	11	<0.5	<0.5	<0.5	<0.5	0.77
	07/28/01	NA	NA	NA	NA	NA	NA	NA	NA	NA
	02/03/02	<0.5	<0.5	1.5	13	<0.5	<0.5	<0.5	<0.5	<0.5
	07/23/02	<1.0	<1.0	<1.0	9.3	<1.0	<1.0	<1.0	<1.0	<1.0
	01/20/03	<1.0	<1.0	1.8	14	<1.0	<1.0	<1.0	<1.0	<1.0
	07/30/03	<1.0	<0.5	1.3	7.6	<0.5	<0.5	<0.5	<0.5	2.7
	1/27/2004[1]	<2.5	<2.5	<2.5	8.4	<2.5	<2.5	<2.5	<2.5	3.2
	07/22/04	<0.5	<0.5	1.3	3.3	<0.5	<0.5	<0.5	<0.5	<0.5
	01/20/05	<0.5	<0.5	0.99	8.7	<0.5	<0.5	<0.5	<0.5	<0.5
	07/20/05	<0.5	<0.5	0.79	4.5	<0.5	<0.5	<0.5	<0.5	0.65
	01/26/06	<0.5	<0.5	0.81	6.2	<0.5	<0.5	<0.5	<0.5	1.90
	07/27/06	<0.5	<0.5	0.82	4.4	<0.5	<0.5	<0.5	<0.5	1.10
	01/25/07	<0.5	<0.5	<0.5	2.4	<0.5	<0.5	<0.5	<0.5	1.30
	07/19/07	<0.5	<0.5	0.73	2.2	<0.5	<0.5	<0.5	<0.5	1.30
	02/15/08	<0.5	<0.5	<0.5	4.9	<0.5	<0.5	<0.5	<0.5	0.79
	07/25/08	<0.5	<0.5	0.75	0.81	<0.5	<0.5	<0.5	<0.5	<0.5
	01/23/09	<0.5	<0.5	<0.5	0.53	<0.5	<0.5	<0.5	<0.5	<0.5
	07/21/09	<0.5	<0.5	<0.5	0.66	<0.5	<0.5	<0.5	<0.5	<0.5
	01/25/10	<0.5	<0.5	<0.5	0.94	<0.5	<0.5	<0.5	<0.5	<0.5
08/02/10	<1.0	<1.0	<1.0	<1.0	<1.0	<1.0	<1.0	<1.0	<1.0	
01/31/11	<1.0	<1.0	<1.0	1.2	<1.0	<1.0	<1.0	<1.0	<1.0	
07/12/11	<1.0	<1.0	<1.0	<1.0	<1.0	<1.0	<1.0	<1.0	<1.0	
01/17/12	<1.0	<1.0	<1.0	<1.0	<1.0	<1.0	<1.0	<1.0	<1.0	
07/16/12	<1.0	<1.0	<1.0	<1.0	<1.0	<1.0	<1.0	<1.0	<1.0	
01/14/13	<1.0	<1.0	<1.0	<1.0	<1.0	<1.0	<1.0	<1.0	<1.0	

TABLE 4
ANALYTICAL RESULTS FOR VOLATILE ORGANIC COMPOUNDS
 Gritit Auto Repair & Automotive Service, 1970 Seminary Avenue, Oakland, California

Well Number	Date Collected	CA (µg/L)	1,2-DCB (µg/L)	1,2-DCA (µg/L)	cis-1,2-DCE (µg/L)	trans-1,2-DCE (µg/L)	1,2-DCP (µg/L)	PCE (µg/L)	TCE (µg/L)	VC (µg/L)
MW-7 (deep)	7/22/2000[1]	<5	18	<5	170	<5	<5	<5	8	<5
	1/29/2001[1]	<5	18	<5	170	<5	<5	<5	8	<5
	7/28/2001[1]	<5	11	<5	170	<5	<5	<5	6.9	6.1
	02/03/02	<5.0	<5.0	<5.0	94	<5.0	<5.0	<5.0	30	<5.0
	07/23/02	<10.0	12.0	<10.0	180	<10.0	<10.0	<10.0	<10.0	<10.0
	01/20/03	<2.5	<2.5	<2.5	50	<2.5	<2.5	11	<2.5	<2.5
	07/30/03	<2.5	<2.5	<2.5	130	<2.5	<2.5	<2.5	<2.5	9.5
	01/27/04	<5.0	<5.0	<5.0	130	<5.0	<5.0	<5.0	20	24
	07/22/04	<5.0	<5.0	<5.0	120	<5.0	<5.0	<5.0	<5.0	<5.0
	01/20/05	<2.5	2.7	<2.5	110	<2.5	<2.5	<2.5	20	28
	07/20/05	<5.0	<5.0	<5.0	250	<5.0	<5.0	<5.0	<5.0	29
	01/26/06	<5.0	<5.0	<5.0	110	<5.0	<5.0	<5.0	19	37
	07/27/06	<5.0	<5.0	<5.0	350	<5.0	<5.0	<5.0	<5.0	55
	01/25/07	<0.5	<0.5	<0.5	29	<0.5	<0.5	<0.5	<0.5	5.9
	7/19/2007[1]	<0.5	<0.5	<0.5	210	<0.5	<0.5	<0.5	<0.5	31
	2/15/2008[1]	<0.5	5.5	<0.5	220	<0.5	<0.5	<0.5	28	20
	07/25/08	<5.0	<5.0	<5.0	99	<5.0	<5.0	<5.0	<5.0	<5.0
	01/23/09	<5.0	<5.0	<5.0	190	<5.0	<5.0	<5.0	<5.0	26
	07/21/09	<2.5	<2.5	<2.5	82	<2.5	<2.5	<2.5	<2.5	<2.5
	01/25/10	<5.0	<5.0	<5.0	98	<5.0	<5.0	<5.0	<5.0	19
07/29/10	<10	<10	<10	810	<10	<10	<10	<10	70	
01/31/11	<3.0	<3.0	<3.0	100	<3.0	<3.0	<3.0	5.1	24	
07/12/11	<4.0	<4.0	<4.0	190	<4.0	<4.0	<4.0	<4.0	43	
01/17/12	<2.0[2]	<2.0[2]	<2.0[2]	65	<2.0[2]	<2.0[2]	<2.0[2]	<2.0[2]	<2.0[2]	30
07/16/12	<2.0[2]	<2.0[2]	<2.0[2]	180	<2.0[2]	<2.0[2]	<2.0[2]	<2.0[2]	<2.0[2]	52
01/14/13	<2.0[2]	5.8	<2.0[2]	280	2.8	<2.0[2]	<2.0[2]	3.5	80	
MW-8 (shallow)	07/22/00	<0.5	<0.5	<0.5	1.7	<0.5	<0.5	2.4	1.6	<0.5
	01/29/01	<0.5	<0.5	<0.5	10	<0.5	<0.5	<5.0	8.8	<0.5
	07/28/01	<0.5	<0.5	<0.5	2.6	<0.5	<0.5	<1.5	2.1	<0.5
	02/03/02	<0.5	<0.5	<0.5	6.6	<0.5	<0.5	3.3	4.6	<0.5
	07/23/02	<0.5	<0.5	<0.5	8.4	<0.5	<0.5	3.5	5.2	<0.5
	01/20/03	<0.5	<0.5	<0.5	7.3	<0.5	<0.5	6	6.7	<0.5
	07/30/03	<0.5	<0.5	<0.5	25	<0.5	<0.5	15	20	<0.5
	01/27/04	<0.5	<0.5	<0.5	4	<0.5	<0.5	3.1	3.1	<0.5
	07/22/04	<0.5	<0.5	<0.5	20	<0.5	<0.5	8.3	13	<0.5
	01/20/05	<0.5	<0.5	<0.5	6.5	<0.5	<0.5	5.2	5.1	<0.5
	07/20/05	<0.5	<0.5	<0.5	1.7	<0.5	<0.5	1.4	1.2	<0.5
	01/26/06	<0.5	<0.5	<0.5	7.3	<0.5	<0.5	6.6	6.2	<0.5
	07/27/06	<0.5	<0.5	<0.5	10	<0.5	<0.5	6.8	7.3	<0.5
	01/25/07	<0.5	<0.5	<0.5	11	<0.5	<0.5	6.3	6.9	<0.5
	07/19/07	<0.5	<0.5	<0.5	0.52	<0.5	<0.5	0.94	0.73	<0.5
	02/15/08	<0.5	<0.5	<0.5	7.5	<0.5	<0.5	5.6	5.4	<0.5
	07/25/08	<0.5	<0.5	<0.5	0.58	<0.5	<0.5	<0.5	0.50	<0.5
	01/23/09	<0.5	<0.5	<0.5	4.9	<0.5	<0.5	2.7	3.3	<0.5
	07/21/09	<0.5	<0.5	<0.5	2.3	<0.5	<0.5	1.8	2.3	<0.5
	01/25/10	<0.5	<0.5	<0.5	1.6	<0.5	<0.5	1.2	1.2	<0.5
07/29/10	<1.0	<1.0	<1.0	7.3	<1.0	<1.0	5.1	5.3	1.1	
01/31/11	<1.0	<1.0	<1.0	<1.0	<1.0	<1.0	<1.0	<1.0	<1.0	
07/12/11	<1.0	<1.0	<1.0	31	<1.0	<1.0	12	15	2.4	
01/17/12	<1.0	<1.0	<1.0	21	<1.0	<1.0	12	13	<1.0	
07/16/12	<1.0	<1.0	<1.0	<1.0	<1.0	<1.0	<1.0	<1.0	<1.0	
01/14/13	<1.0	<1.0	<1.0	4.3	<1.0	<1.0	2.7	3.0	<1.0	

TABLE 4
ANALYTICAL RESULTS FOR VOLATILE ORGANIC COMPOUNDS
 Gritmit Auto Repair & Automotive Service, 1970 Seminary Avenue, Oakland, California

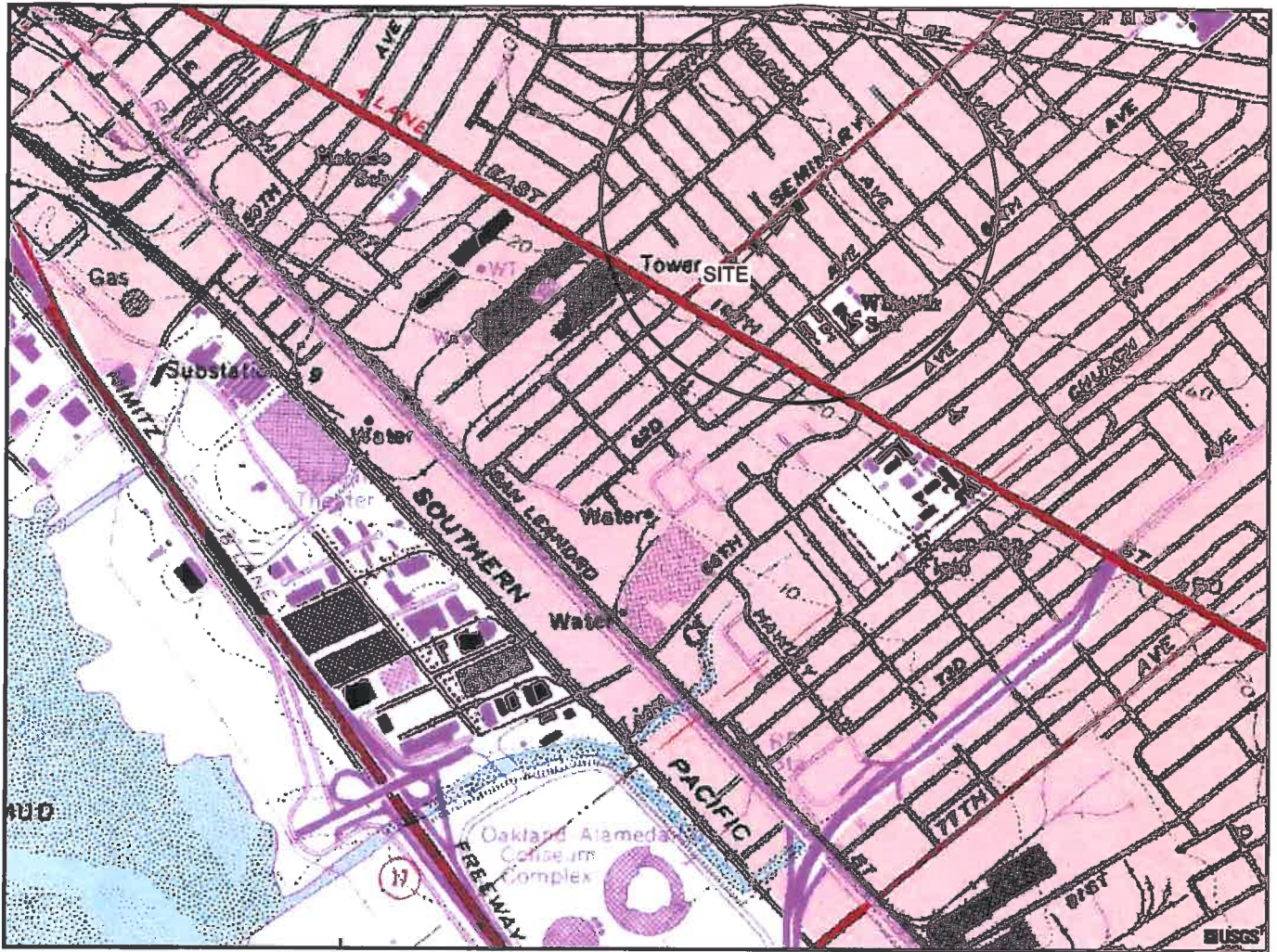
Well Number	Date Collected	CA (µg/L)	1,2-DCB (µg/L)	1,2-DCA (µg/L)	cis-1,2-DCE (µg/L)	trans-1,2-DCE (µg/L)	1,2-DCP (µg/L)	PCE (µg/L)	TCE (µg/L)	VC (µg/L)
MW-9 (shallow)	07/22/00	<1	1.4	<1	1.6	<1	<1	<1	<1	<1
	01/29/01	<0.5	1.2	0.71	<0.5	8.2	<0.5	<5.0	<0.5	0.53
	07/28/01	<0.5	0.87	<0.5	0.92	<0.5	<0.5	<5.0	2.5	<0.5
	02/03/02	<0.5	1.2	<0.5	2.4	<0.5	<0.5	<0.5	<0.5	<0.5
	07/23/02	<2.5	3.5	<2.5	<2.5	<2.5	<2.5	<2.5	<2.5	<2.5
	01/20/03	<1	<1	<1	<1	<1	<1	<1	<1	<1
	07/30/03	<0.5	<0.5	<0.5	<0.5	<0.5	<0.5	<0.5	<0.5	<0.5
	01/27/04	<0.5	<0.5	<0.5	<0.5	<0.5	<0.5	<0.5	<0.5	<0.5
	07/22/04	<0.5	<0.5	<0.5	<0.5	<0.5	<0.5	<0.5	<0.5	<0.5
	1/20/2005[1]	<0.5	<0.5	<0.5	<0.5	<0.5	<0.5	<0.5	<0.5	<0.5
	07/20/05	<0.5	0.59	<0.5	<0.5	<0.5	<0.5	<0.5	<0.5	<0.5
	01/26/06	<0.5	<0.5	<0.5	<0.5	<0.5	<0.5	<0.5	<0.5	<0.5
	07/27/06	<0.5	<0.5	<0.5	<0.5	<0.5	<0.5	<0.5	<0.5	<0.5
	01/25/07	<0.5	<0.5	<0.5	<0.5	<0.5	<0.5	<0.5	<0.5	<0.5
	7/19/2007[1]	<0.5	0.68	<0.5	<0.5	<0.5	<0.5	<0.5	<0.5	<0.5
	02/15/08	<0.5	<0.5	<0.5	<0.5	<0.5	<0.5	<0.5	<0.5	<0.5
	07/25/08	<0.5	0.52	<0.5	<0.5	<0.5	<0.5	<0.5	<0.5	<0.5
	01/23/09	<0.5	0.69	<0.5	<0.5	<0.5	<0.5	<0.5	<0.5	<0.5
	07/20/09	<0.5	0.68	<0.5	<0.5	<0.5	<0.5	<0.5	<0.5	<0.5
	01/25/10	<0.5	0.68	<0.5	<0.5	<0.5	<0.5	<0.5	<0.5	<0.5
07/29/10	<1.0	<1.0	<1.0	<1.0	<1.0	<1.0	<1.0	<1.0	<1.0	
01/31/11	<1.0	<1.0	<1.0	<1.0	<1.0	<1.0	<1.0	<1.0	<1.0	
07/12/11	<1.0	<1.0	<1.0	<1.0	<1.0	<1.0	<1.0	<1.0	<1.0	
01/17/12	<1.0	<1.0	<1.0	<1.0	<1.0	<1.0	<1.0	<1.0	<1.0	
07/16/12	<1.0	<1.0	<1.0	<1.0	<1.0	<1.0	<1.0	<1.0	<1.0	
01/14/13	<1.0	<1.0	<1.0	<1.0	<1.0	<1.0	<1.0	<1.0	<1.0	

Legend/Key:

CA= Chloroethane
 1,2-DCB= 1,2-Dichlorobenzene
 1,2-DCA= 1,2-dichloroethane
 cis-1,2-DCE= cis-1,2-dichloroethene
 trans-1,2-DCE= -1,2-dichloroethene
 1,2-DCP =1,2-dichloropropane
 PCE= Tetrachloroethylene (perchloroethene)
 TCE= trichloroethene
 VC= vinyl chloride
 ND= "not-detected" or below the Method Detection Limits
 NA= Not Available
 ft msl = feet above mean sea level
 µg/L = micrograms per liter
 [1] = Additional detections of VOCs noted, refer to GRIMIT/SEMINARY1-10GWSMPLREPORT, dated February 3, 2010.
 [2] = Reporting limits were increased due to high concentrations of target analytes.
 Note: The table presents the analytical results of select chemical parameters based on historical presence at the site.

TABLE 5
FREE PRODUCT MEASUREMENT AND REMOVAL SUMMARY
 Gritit Auto Repair & Service
 1970 Seminary Avenue, Oakland, California

Well Number	Date	Product Thickness (feet)	Amount Recovered* (gallons)
MW-1	07/12/11	0.30	0.0
	08/02/11	0.25	3.0
	08/18/11	0.09	1.0
	08/23/11	0.10	1.0
	09/06/11	0.13	1.0
			6.0
	09/29/11	0.13	0.0
Installed product absorbent sock in well on 9/29/11			
Note:			
* = Free product / water mixture through 9/6/11			



GENERAL NOTES:
 BASE MAP FROM U.S.G.S.
 OAKLAND, CA.
 7.5 MINUTE TOPOGRAPHIC
 PHOTOREVISED 1996



APPROXIMATE SCALE



QUADRANGLE LOCATION

STRATUS
 ENVIRONMENTAL, INC.

FORMER GRIMIT AUTO
 1970 SEMINARY AVENUE
 OAKLAND, CALIFORNIA

SITE LOCATION MAP

FIGURE

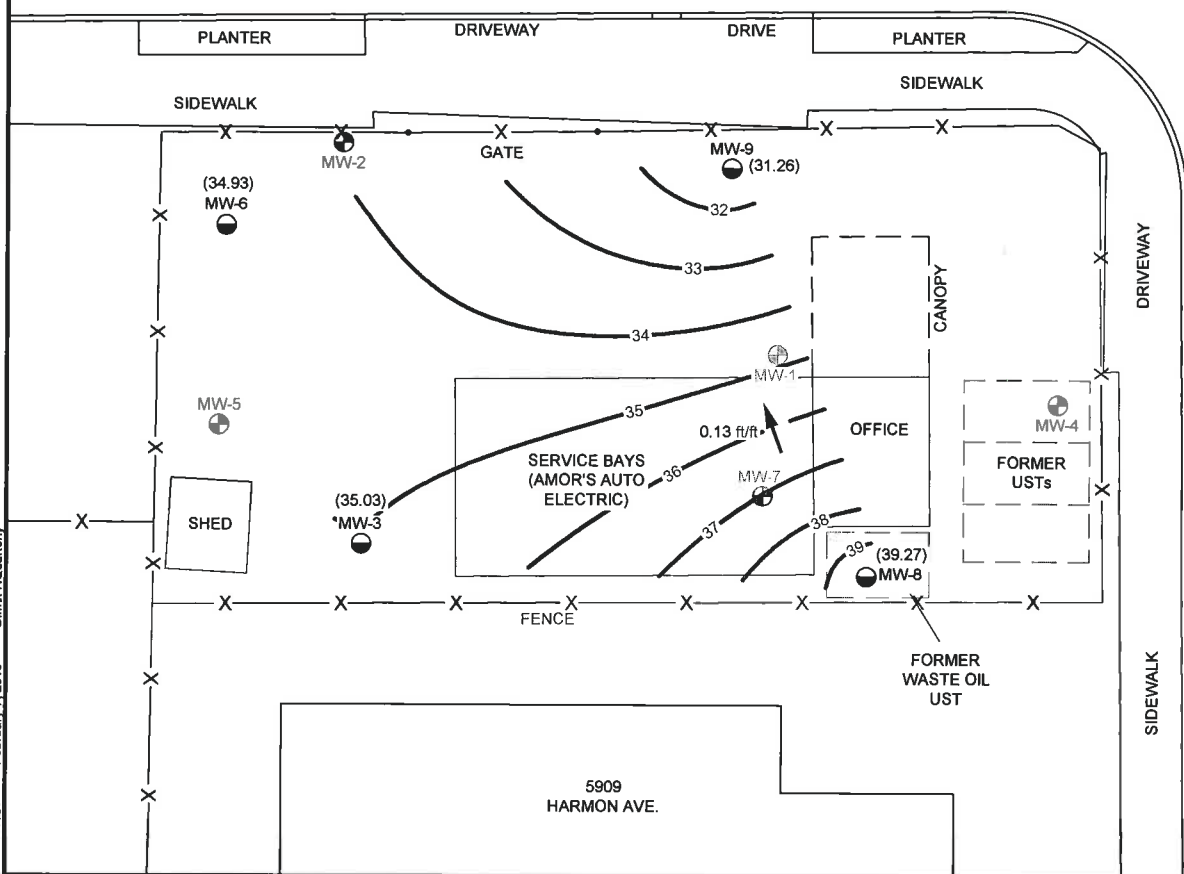
1

PROJECT NO.
 2090-1970-01



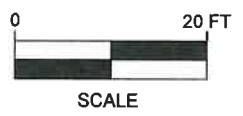
- LEGEND**
- MW-1 DEEP SCREENED GROUNDWATER MONITORING WELL LOCATION
 - MW-3 SHALLOW SCREENED GROUNDWATER MONITORING WELL LOCATION
 - (35.03) GROUND WATER ELEVATION IN FEET RELATIVE TO MEAN SEA LEVEL
 - 32 WATER TABLE CONTOUR IN FEET RELATIVE TO MEAN SEA LEVEL
 - INFERRED DIRECTION OF GROUND WATER FLOW
- WELLS MEASURED: 1/14/13

SEMINARY AVENUE



GrimtQuarterly February 7, 2013 REV JMP GrimtQuarterly

STRATUS
ENVIRONMENTAL, INC.








FORMER GRIMIT AUTO
1970 SEMINARY AVENUE
OAKLAND, CALIFORNIA
GROUNDWATER ELEVATION CONTOUR MAP
SHALLOW SCREENED WELLS
1st QUARTER 2013

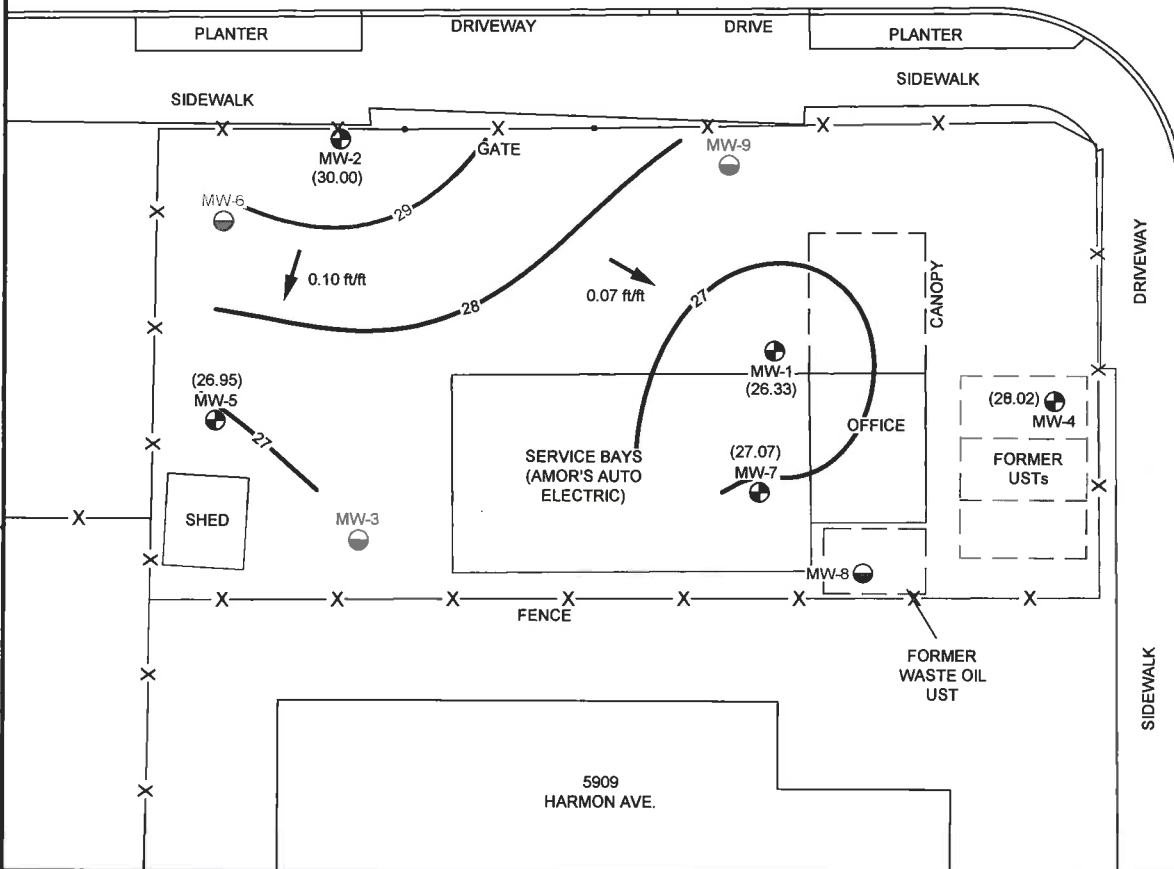
FIGURE
2
PROJECT NO.
2090-1970-1



LEGEND


-  MW-1 DEEP SCREENED GROUNDWATER MONITORING WELL LOCATION
 -  MW-3 SHALLOW SCREENED GROUNDWATER MONITORING WELL LOCATION
 -  (26.33) GROUND WATER ELEVATION IN FEET RELATIVE TO MEAN SEA LEVEL
 -  — 28 — WATER TABLE CONTOUR IN FEET RELATIVE TO MEAN SEA LEVEL
 -  —> INFERRED DIRECTION OF GROUND WATER FLOW
- WELLS MEASURED: 1/14/13

SEMINARY AVENUE



JMP
REV February 7, 2013 Gritm Quarterly

STRATUS
ENVIRONMENTAL, INC.



FORMER GRITM AUTO
1970 SEMINARY AVENUE
OAKLAND, CALIFORNIA
GROUNDWATER ELEVATION CONTOUR MAP
DEEP SCREENED WELLS
1st QUARTER 2013

FIGURE
3
PROJECT NO.
2090-1970-1

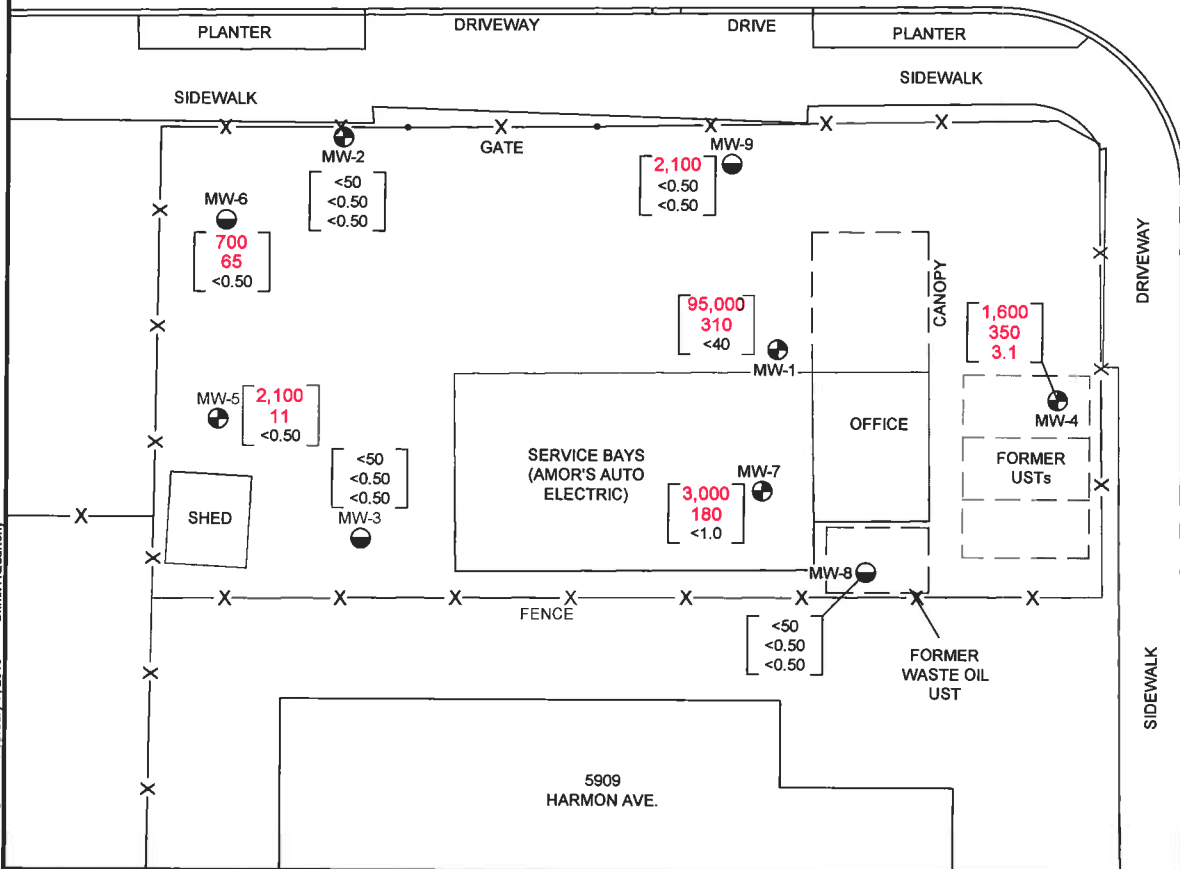


LEGEND

- MW-1 DEEP SCREENED GROUNDWATER MONITORING WELL LOCATION
- MW-3 SHALLOW SCREENED GROUNDWATER MONITORING WELL LOCATION
- [<50] GASOLINE RANGE ORGANICS (GRO) IN µg/L
- [<0.50] BENZENE CONCENTRATION IN µg/L
- [<0.50] METHYL TERTIARY BUTYL ETHER (MTBE) IN µg/L

SAMPLES COLLECTED ON 1/14/13
 GRO ANALYZED BY EPA METHOD 8015B
 BENZENE & MTBE ANALYZED BY EPA METHOD 8260B

SEMINARY AVENUE

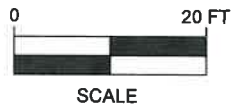


HARMON AVENUE

5909 HARMON AVE.

REV February 7, 2013 GMIT NQuarterny

STRATUS ENVIRONMENTAL, INC.



FORMER GRIMIT AUTO
 1970 SEMINARY AVENUE
 OAKLAND, CALIFORNIA
 PETROLEUM HYDROCARBON
 GROUNDWATER ANALYTICAL SUMMARY
 1st QUARTER 2013

FIGURE
 4
 PROJECT NO.
 2090-1970-1



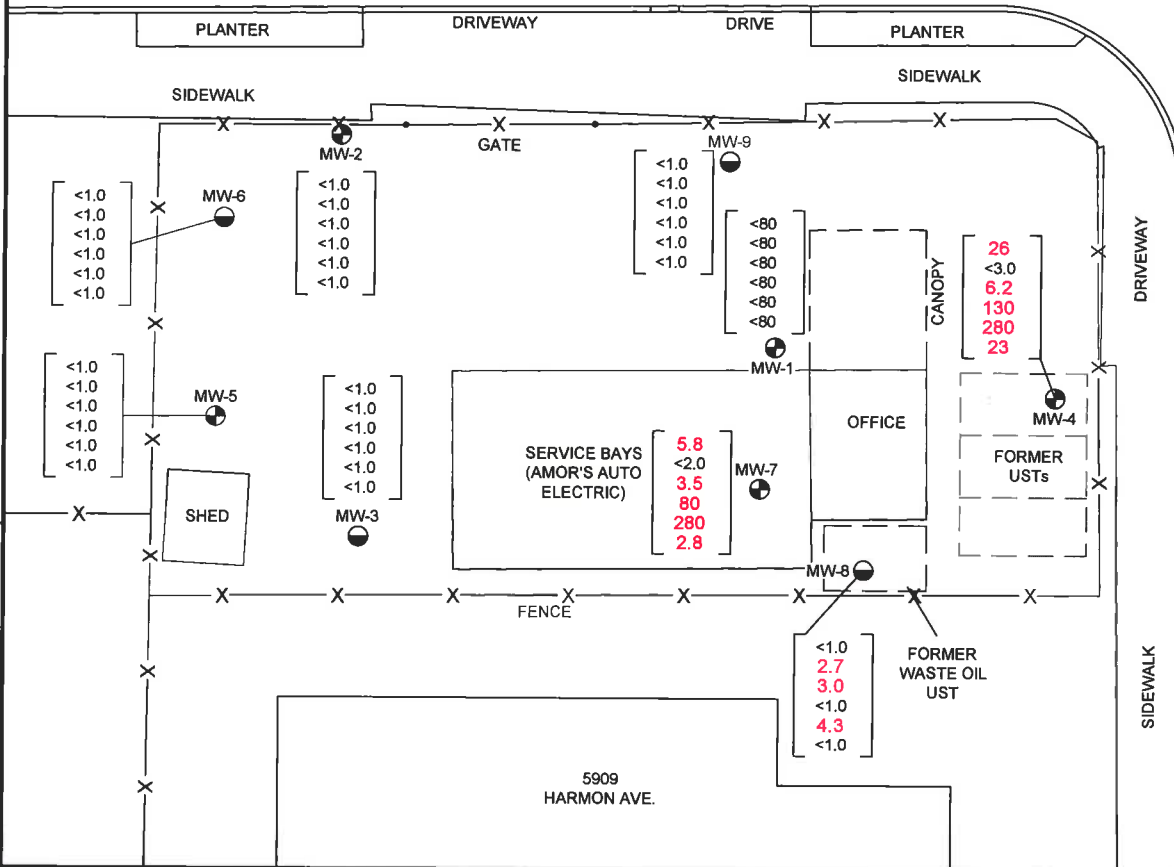
LEGEND

- MW-1 DEEP SCREENED GROUNDWATER MONITORING WELL LOCATION
- MW-3 SHALLOW SCREENED GROUNDWATER MONITORING WELL LOCATION

<1.0	1,2 DICHLOROBENZENE (1,2 DCB) IN µg/L
<1.0	TETRACHLOROETHENE (PCE) IN µg/L
<1.0	TRICHLOROETHENE (TCE) IN µg/L
<1.0	VINYL CHLORIDE (VC) IN µg/L
<1.0	cis-1,2 DICHLOROETHENE (cis-1,2 DCE) IN µg/L
<1.0	trans-1,2 DICHLOROETHENE (trans-1,2 DCE) IN µg/L


SAMPLES COLLECTED ON 1/14/13
 1,2 DCB, PCE, TCE, VC, cis-1,2 DCE,
 & trans-1,2 DCE ANALYZED BY EPA METHOD 8260B

SEMINARY AVENUE



Grimt\Quarterly February 7, 2013 REV JMP

STRATUS
 ENVIRONMENTAL, INC.



FORMER GRIMIT AUTO
 1970 SEMINARY AVENUE
 OAKLAND, CALIFORNIA
 HALOGENATED VOC GROUNDWATER
 ANALYTICAL SUMMARY
 1st QUARTER 2013

FIGURE
5
 PROJECT NO.
 2090-1970-1

APPENDIX A
FIELD DATA SHEETS



Site Address 1970 Seminary Avenue
 City Oakland
 Sampled by: Carl Schulze
 Signature [Signature]


Site Number Grimt Auto
 Project Number 2090-1970-01
 Project PM Scott Bittinger
 DATE 01/14/13

Water Level Data					Purge Volume Calculations					Purge Method				Sample Record			Field Data
Well ID	Time	Depth to Product (feet)	Depth to Water (feet)	Total Depth (feet)	Water column (feet)	Diameter (inches)	Multiplier	3 casing volumes (gallons)	Actual water purged (gallons)	No Purge	Bailer	Pump	other	DTW at sample time (feet)	Sample I.D	Sample Time	DO (mg/L)
MW-1	1128		16.53	34.34	17.76	2"	0.5	9.0	9.0		X			18.58	MW-1	1604	1.08
MW-2	1106		13.82	34.85	21.03	2"	0.5	10.5	10.5		X			24.15	MW-2	1444	1.15
MW-3	1114		8.82	20.16	11.34	2"	0.5	5.5	5.5		X			11.47	MW-3	1534	1.06
MW-4	1133		15.37	34.61	19.24	2"	0.5	9.5	9.5		X			20.59	MW-4	1637	1.02
MW-5	1111		16.74	34.71	17.97	2"	0.5	9.0	9.0		X			21.83	MW-5	1516	1.16
MW-6	1109		8.41	18.35	9.94	2"	0.5	5.0	5.0		X			9.31	MW-6	1459	1.04
MW-7	1116		16.65	31.65	15.00	2"	0.5	7.5	7.5		X			19.01	MW-7	1549	1.31
MW-8	1131		4.15	18.97	14.82	2"	0.5	7.5	7.5		X			4.44	MW-8	1619	1.08
MW-9	1151		12.35	19.80	7.45	2"	0.5	4.0	4.0 3.5		X		dry	17.10	MW-9	1651	1.05
All wells gauged 15 min after opening																	
All wells sampled at least 2 hrs after purging																	

Multiplier
 2" = 0.5 3" = 1.0 4" = 2.0 6" = 4.4

Please refer to groundwater sampling field procedures
 pH/Conductivity/temperature Meter - Oakton Model PC-10
 DO Meter - Oakton 300 Series (DO is always measured before purge)


CALIBRATION DATE
 pH 01/11/13
 Conductivity _____
 DO ↓



Site Address 1970 Seminary Ave
 City Oakland
 Sampled By: Carl Schulze
 Signature [Signature]

Site Number Grimt Auto
 Project Number 2090-1970-01
 Project PM Scott Bittinger
 DATE 01/14/13

Well ID MW-9					Well ID MW-7						
Purge start time			Odor		Y	N	Purge start time			slight sheen	
Temp C	pH	cond	gallons			Temp C	pH	cond	gallons	Odor	Y N
time 1203	16.9	6.94	624 μ	0		time 1215	15.7	6.59	751 μ	0	
time 1206	17.1	6.81	631 μ	2		time 1219	16.3	6.52	775 μ	3	
time 1651	16.2	6.98	390 μ	3.5 dry		time 1549	16.3	6.93	444 μ	7.5	
time						time					
purge stop time DO: 1.05			ORP 28			purge stop time DO: 1.31			ORP 39		
Well ID MW-2					Well ID MW-6						
Purge start time			slight sheen		Odor	Y N	Purge start time			very slight sheen	
Temp C	pH	cond	gallons			Temp C	pH	cond	gallons	Odor	Y N
time 1233	16.3	6.69	775 μ	0		time 1255	15.0	6.93	557 μ	0	
time 1237	17.0	6.66	758 μ	3		time 1258	15.3	6.67	542 μ	2	
time 1241	16.6	6.60	770 μ	6		time 1457	15.9	6.93	476 μ	5	
time 1444	16.7	6.94	511 μ	10.5		time 1459					
purge stop time DO: 1.15			ORP 31			purge stop time DO: 1.04			ORP 17		
Well ID MW-5					Well ID MW-3						
Purge start time			Odor		Y	N	Purge start time			Odor	
Temp C	pH	cond	gallons			Temp C	pH	cond	gallons		
time 1305	14.9	6.59	630 μ	0		time 1322	14.8	6.69	619 μ	0	
time 1310	15.4	6.59	663 μ	3		time 1325	15.1	6.60	611 μ	2	
time 1315	15.9	6.55	679 μ	6		time 1534	15.5	6.93	418 μ	5.5	
time 1516	15.8	6.88	500 μ	9		time					
purge stop time DO: 1.16			ORP 31			purge stop time DO: 1.06			ORP 30		
Well ID MW-1					Well ID MW-8						
Purge start time			heavy sheen		Odor	Y N	Purge start time			Odor	
Temp C	pH	cond	gallons			Temp C	pH	cond	gallons		
time 1337	15.6	6.63	714 μ	0		time 1401	14.1	7.10	144.1 μ	0	
time 1342	16.1	6.60	716 μ	3		time 1406	13.2	7.12	135.3 μ	3	
time 1347	16.6	6.59	670 μ	6		time 1619	13.0	7.25	129.4 μ	7.5	
time 1604	15.6	6.50	444 μ	9		time					
purge stop time DO: 1.08			ORP 30			purge stop time DO: 1.08			ORP -6		



Site Address 1970 Seminary Ave
 City Oakland
 Sampled By: Carl Schulze
 Signature [Signature]

Site Number Grimit Auto
 Project Number 2090-1970-01
 Project PM Scott Bittinger
 DATE 01/14/13

15

Well ID <u>MW-4</u>					Well ID				
Purge start time			Odor <input checked="" type="checkbox"/> Y <input type="checkbox"/> N		Purge start time			Odor <input type="checkbox"/> Y <input type="checkbox"/> N	
	Temp C	pH	cond	gallons		Temp C	pH	cond	gallons
time	<u>1413</u>	<u>17.0</u>	<u>6.66</u>	<u>493 μ</u>	<u>0</u>	time			
time	<u>1418</u>	<u>17.3</u>	<u>6.62</u>	<u>505 μ</u>	<u>3</u>	time			
time	<u>1422</u>	<u>17.2</u>	<u>6.60</u>	<u>513 μ</u>	<u>6</u>	time			
time	<u>1637</u>	<u>16.5</u>	<u>6.56</u>	<u>398 μ</u>	<u>9.5</u>	time			
purge stop time			ORP <u>18</u>		purge stop time			ORP	
Well ID					Well ID				
Purge start time			Odor <input type="checkbox"/> Y <input type="checkbox"/> N		Purge start time			Odor <input type="checkbox"/> Y <input type="checkbox"/> N	
	Temp C	pH	cond	gallons		Temp C	pH	cond	gallons
time					time				
time					time				
time					time				
time					time				
purge stop time			ORP		purge stop time			ORP	
Well ID					Well ID				
Purge start time			Odor <input type="checkbox"/> Y <input type="checkbox"/> N		Purge start time			Odor <input type="checkbox"/> Y <input type="checkbox"/> N	
	Temp C	pH	cond	gallons		Temp C	pH	cond	gallons
time					time				
time					time				
time					time				
time					time				
purge stop time			ORP		purge stop time			ORP	
Well ID					Well ID				
Purge start time			Odor <input type="checkbox"/> Y <input type="checkbox"/> N		Purge start time			Odor <input type="checkbox"/> Y <input type="checkbox"/> N	
	Temp C	pH	cond	gallons		Temp C	pH	cond	gallons
time					time				
time					time				
time					time				
time					time				
purge stop time			ORP		purge stop time			ORP	
Well ID					Well ID				
Purge start time			Odor <input type="checkbox"/> Y <input type="checkbox"/> N		Purge start time			Odor <input type="checkbox"/> Y <input type="checkbox"/> N	
	Temp C	pH	cond	gallons		Temp C	pH	cond	gallons
time					time				
time					time				
time					time				
time					time				
purge stop time			ORP		purge stop time			ORP	

APPENDIX B
SAMPLING AND ANALYSES PROCEDURES

SAMPLING AND ANALYSIS PROCEDURES

The sampling and analysis procedures as well as the quality assurance plan are contained in this appendix. The procedures and adherence to the quality assurance plan will provide for consistent and reproducible sampling methods; proper application of analytical methods; accurate and precise analytical results; and finally, these procedures will provide guidelines so that the overall objectives of the monitoring program are achieved.

Ground Water and Liquid-Phase Petroleum Hydrocarbon Depth Assessment

A water/hydrocarbon interface probe is used to assess the liquid-phase petroleum hydrocarbon (LPH) thickness, if present, and a water level indicator is used to measure the ground water depth in monitoring wells that do not contain LPH. Depth to ground water or LPH is measured from a datum point at the top of each monitoring well casing. The datum point is typically a notch cut in the north side of the casing edge. If a water level indicator is used, the tip is subjectively analyzed for hydrocarbon sheen.

Subjective Analysis of Ground Water

Prior to purging, a water sample is collected from the monitoring well for subjective assessment. The sample is retrieved by gently lowering a clean, disposable bailer to approximately one-half the bailer length past the air/liquid interface. The bailer is then retrieved, and the sample contained within the bailer is examined for floating LPH and the appearance of a LPH sheen.

Monitoring Well Purging and Sampling

Monitoring wells are purged using a pump or bailer until pH, temperature, and conductivity of the purge water has stabilized and a minimum of three well volumes of water have been removed. If three well volumes can not be removed in one half hour's time the well is allowed to recharge to 80% of original level. After recharging, a ground water sample is then removed from each of the wells using a disposable bailer.

A Teflon bailer, electric submersible or bladder pump will be the only equipment used for well sampling. When samples for volatile organic analysis are being collected, the pump flow will be regulated at approximately 100 milliliters per minute to minimize pump effluent turbulence and aeration. Glass bottles of at least 40-milliliters volume and fitted with Teflon-lined septa will be used in sampling for volatile organics. These bottles will be filled completely to prevent air from remaining in the bottle. A positive meniscus forms when the bottle is completely full. A convex Teflon septum will be placed over the positive meniscus to eliminate air. After the bottle is capped, it is inverted and tapped to verify that it contains no air bubbles. The sample containers for other parameters will be filled, filtered as required, and capped.

The water sample is collected, labeled, and handled according to the Quality Assurance Plan. Water generated during the monitoring event is disposed of according to regulatory accepted method pertaining to the site.

QUALITY ASSURANCE PLAN

Procedures to provide data quality should be established and documented so that conditions adverse to quality, such as deficiencies, deviations, nonconformants, defective material, services, and/or equipment, can be promptly identified and corrected.

General Sample Collection and Handling Procedures

Proper collection and handling are essential to ensure the quality of a sample. Each sample is collected in a suitable container, preserved correctly for the intended analysis, and stored prior to analysis for no longer than the maximum allowable holding time. Details on the procedures for collection and handling of samples used on this project can be found in this section.

Soil and Water Sample Labeling and Preservation

Label information includes a unique sample identification number, job identification number, date, and time. After labeling all soil and water samples are placed in a Ziploc® type bag and placed in an ice chest cooled to approximately 4° Celsius. Upon arriving at Stratus' office the samples are transferred to a locked refrigerator cooled to approximately 4° Celsius. Chemical preservation is controlled by the required analysis and is noted on the chain-of-custody form. Trip blanks supplied by the laboratory accompany the groundwater sample containers and groundwater samples.

Upon recovery, the sample container is sealed to minimize the potential of volatilization and cross-contamination prior to chemical analysis. Soil sampling tubes are typically closed at each end with Teflon® sheeting and plastic caps. The sample is then placed in a Ziploc® type bag and sealed. The sample is labeled and refrigerated at approximately 4° Celsius for delivery, under strict chain-of-custody, to the analytical laboratory.

Sample Identification and Chain-of-Custody Procedures

Sample identification and chain-of-custody procedures document sample possession from the time of collection to ultimate disposal. Each sample container submitted for analysis has a label affixed to identify the job number, sampler, date and time of sample collection, and a sample number unique to that sample. This information, in addition to a description of the sample, field measurements made, sampling methodology, names of on-site personnel, and any other pertinent field observations, is recorded on the borehole log or in the field records. The samples are analyzed by a California-certified laboratory.

A chain-of-custody form is used to record possession of the sample from time of collection to its arrival at the laboratory. When the samples are shipped, the person in custody of them relinquishes the samples by signing the chain-of-custody form and

noting the time. The sample-control officer at the laboratory verifies sample integrity and confirms that the samples are collected in the proper containers, preserved correctly, and contain adequate volumes for analysis. These conditions are noted on a Laboratory Sample Receipt Checklist that becomes part of the laboratory report upon request.

If these conditions are met, each sample is assigned a unique log number for identification throughout analysis and reporting. The log number is recorded on the chain-of-custody form and in the legally-required log book maintained by the laboratory. The sample description, date received, client's name, and other relevant information is also recorded.

Equipment Cleaning

Sample bottles, caps, and septa used in sampling for volatile and semivolatile organics will be triple rinsed with high-purity deionized water. After being rinsed, sample bottles will be dried overnight at a temperature of 200°C. Sample caps and septa will be dried overnight at a temperature of 60°C. Sample bottles, caps, and septa will be protected from solvent contact between drying and actual use at the sampling site. Sampling containers will be used only once and discarded after analysis is complete.

Plastic bottles and caps used in sampling for metals will be soaked overnight in a 1-percent nitric acid solution. Next, the bottles and caps will be triple rinsed with deionized water. Finally, the bottles and caps will be air dried before being used at the site. Plastic bottles and caps will be constructed of linear polyethylene or polypropylene. Sampling containers will be used only once and discarded after analysis is complete. Glass and plastic bottles used by Stratus to collect groundwater samples are supplied by the laboratory.

Before the sampling event is started, equipment that will be placed in the well or will come in contact with groundwater will be disassembled and cleaned thoroughly with detergent water, and then steam cleaned with deionized water. Any parts that may absorb contaminants, such as plastic pump valves, etc. will be cleaned as described above or replaced.

During field sampling, equipment surfaces that are placed in the well or contact groundwater will be steam cleaned with deionized water before the next well is purged or sampled. Equipment blanks will be collected and analyzed from non-disposable sampling equipment that is used for collecting groundwater samples at the rate of one blank per twenty samples collected.

Internal Quality Assurance Checks

Internal quality assurance procedures are designed to provide reliability of monitoring and measurement of data. Both field and laboratory quality assurance checks are necessary to evaluate the reliability of sampling and analysis results. Internal quality assurance procedures generally include:

- Laboratory Quality Assurance

- Documentation of instrument performance checks
- Documentation of instrument calibration
- Documentation of the traceability of instrument standards, samples, and data
- Documentation of analytical and QC methodology (QC methodology includes use of spiked samples, duplicate samples, split samples, use of reference blanks, and check standards to check method accuracy and precision)

- Field Quality Assurance

- Documentation of sample preservation and transportation
- Documentation of field instrument calibration and irregularities in performance

Internal laboratory quality assurance checks will be the responsibility of the contract laboratories. Data and reports submitted by field personnel and the contract laboratory will be reviewed and maintained in the project files.

Types of Quality Control Checks

Samples are analyzed using analytical methods outlined in EPA Manual SW 846 and approved by the California Regional Water Quality Control Board-Central Valley Region in the Leaking Underground Fuel Tanks (LUFT) manual and appendices. Standard contract laboratory quality control may include analysis or use of the following:

- Method blanks – reagent water used to prepare calibration standards, spike solutions, etc. is analyzed in the same manner as the sample to demonstrate that analytical interferences are under control.
- Matrix spiked samples – a known amount of spike solution containing selected constituents is added to the sample at concentrations at which the accuracy of the analytical method is to satisfactorily monitor and evaluate laboratory data quality.
- Split samples – a sample is split into two separate aliquots before analysis to assess the reproducibility of the analysis.
- Surrogate samples – samples are spiked with surrogate constituents at known concentrations to monitor both the performance of the analytical system and the effectiveness of the method in dealing with the sample matrix.
- Control charts – graphical presentation of spike or split sample results used to track the accuracy or precision of the analysis.
- Quality control check samples – when spiked sample analysis indicates atypical instrument performance, a quality check sample, which is prepared independently of the calibration standards and contains the constituents of interest, is analyzed to confirm that measurements were performed accurately.

- Calibration standards and devices – traceable standards or devices to set instrument response so that sample analysis results represent the absolute concentration of the constituent.

Field QA samples will be collected to assess sample handling procedures and conditions. Standard field quality control may include the use of the following, and will be collected and analyzed as outlined in EPA Manual SW 846.

- Field blanks – reagent water samples are prepared at the sampling location by the same procedure used to collect field groundwater samples and analyzed with the groundwater samples to assess the impact of sampling techniques on data quality. Typically, one field blank per twenty groundwater samples collected will be analyzed per sampling event.
- Field replicates – duplicate or triplicate samples are collected and analyzed to assess the reproducibility of the analytical data. One replicate groundwater sample per twenty samples collected will be analyzed per sampling event, unless otherwise specified. Triplicate samples will be collected only when specific conditions warrant and generally are sent to an alternate laboratory to confirm the accuracy of the routinely used laboratory.
- Trip blanks – reagent water samples are prepared before field work, transported and stored with the samples and analyzed to assess the impact of sample transport and storage for data quality. In the event that any analyte is detected in the field blank, a trip blank will be included in the subsequent groundwater sampling event.

Data reliability will be evaluated by the certified laboratory and reported on a cover sheet attached to the laboratory data report. Analytical data resulting from the testing of field or trip blanks will be included in the laboratory's report. Results from matrix spike, surrogate, and method blank testing will be reported, along with a statement of whether the samples were analyzed within the appropriate holding time.

Stratus will evaluate the laboratory's report on data reliability and note significant QC results that may make the data biased or unacceptable. Data viability will be performed as outlined in EPA Manual SW 846. If biased or unacceptable data is noted, corrective actions (including re-sample/re-analyze, etc.) will be evaluated on a site-specific basis.

APPENDIX C

**LABORATORY ANALYTICAL REPORTS AND
CHAIN-OF-CUSTODY DOCUMENTATION**



Alpha Analytical, Inc.

255 Glendale Ave. • Suite 21 • Sparks, Nevada 89431-5778
(775) 355-1044 • (775) 355-0406 FAX • 1-800-283-1183

ANALYTICAL REPORT

Stratus Environmental
3330 Cameron Park Drive
Cameron Park, CA 956828861

Attn: Scott Bittinger
Phone: (530) 676-2062
Fax: (530) 676-6005
Date Received : 01/16/13

Job: 2090-1970-01/Grimit Auto

Oil and Grease, HEM
EPA Method 1664A

Parameter	Concentration	Reporting Limit	Date Extracted	Date Analyzed
Client ID: MW-1 Lab ID: STR13011642-01A Oil & Grease, HEM Date Sampled 01/14/13 16:04	80,000	5,000 µg/L	01/19/13	01/19/13
Client ID: MW-2 Lab ID: STR13011642-02A Oil & Grease, HEM Date Sampled 01/14/13 14:44	ND	5,000 µg/L	01/19/13	01/19/13
Client ID: MW-3 Lab ID: STR13011642-03A Oil & Grease, HEM Date Sampled 01/14/13 15:34	ND	5,000 µg/L	01/19/13	01/19/13
Client ID: MW-4 Lab ID: STR13011642-04A Oil & Grease, HEM Date Sampled 01/14/13 16:37	18,000	5,000 µg/L	01/19/13	01/19/13
Client ID: MW-5 Lab ID: STR13011642-05A Oil & Grease, HEM Date Sampled 01/14/13 15:16	ND	5,000 µg/L	01/19/13	01/19/13
Client ID: MW-6 Lab ID: STR13011642-06A Oil & Grease, HEM Date Sampled 01/14/13 14:59	ND	5,000 µg/L	01/19/13	01/19/13
Client ID: MW-7 Lab ID: STR13011642-07A Oil & Grease, HEM Date Sampled 01/14/13 15:49	ND	5,000 µg/L	01/19/13	01/19/13
Client ID: MW-8 Lab ID: STR13011642-08A Oil & Grease, HEM Date Sampled 01/14/13 16:19	ND	5,000 µg/L	01/19/13	01/19/13
Client ID: MW-9 Lab ID: STR13011642-09A Oil & Grease, HEM Date Sampled 01/14/13 16:51	ND	5,000 µg/L	01/19/13	01/19/13



Alpha Analytical, Inc.

255 Glendale Ave. • Suite 21 • Sparks, Nevada 89431-5778
(775) 355-1044 • (775) 355-0406 FAX • 1-800-283-1183

HEM = Hexane Extractable Material

ND = Not Detected

Reported in micrograms per Liter, per client request.

Roger Scholl *Randy Gardner* *Walter Hinchman*

Roger L. Scholl, Ph.D., Laboratory Director • Randy Gardner, Laboratory Manager • Walter Hinchman, Quality Assurance Officer
Sacramento, CA • (916) 366-9089 / Las Vegas, NV • (702) 281-4848 / Carson, CA • (714) 386-2901 / info@alpha-analytical.com

Alpha Analytical, Inc. certifies that the test results meet all requirements of NELAC unless footnoted otherwise.

Statement of Data Authenticity: Alpha Analytical, Inc. attests that the data reported has not been altered in any way.

Alpha Analytical, Inc. currently holds appropriate and available California (#2019) and NELAC (01154CA) certifications for the data reported. Test results relate only to reported samples.

✓
1/23/13

Report Date



Alpha Analytical, Inc.

255 Glendale Ave. • Suite 21 • Sparks, Nevada 89431-5778
(775) 355-1044 • (775) 355-0406 FAX • 1-800-283-1183

ANALYTICAL REPORT

Stratus Environmental
3330 Cameron Park Drive
Cameron Park, CA 956828861

Attn: Scott Bittinger
Phone: (530) 676-2062
Fax: (530) 676-6005
Date Received : 01/16/13

Job: 2090-1970-01/Grimit Auto

Oil and Grease, SGT-HEM
EPA Method 1664A

Parameter	Concentration	Reporting Limit	Date Extracted	Date Analyzed
Client ID: MW-1				
Lab ID: STR13011642-01A Oil & Grease, SGT-HEM	61,000	5,000 µg/L	01/23/13	01/23/13
Date Sampled 01/14/13 16:04				
Client ID: MW-4				
Lab ID: STR13011642-04A Oil & Grease, SGT-HEM	16,000	5,000 µg/L	01/23/13	01/23/13
Date Sampled 01/14/13 16:37				

SGT-HEM = Silica Gel Treated Hexane Extractable Material

Reported in micrograms per Liter, per client request.

Roger Scholl *Randy Gardner* *Walter Hinchman*

Roger L. Scholl, Ph.D., Laboratory Director • Randy Gardner, Laboratory Manager • Walter Hinchman, Quality Assurance Officer
Sacramento, CA • (916) 366-9089 / Las Vegas, NV • (702) 281-4848 / Carson, CA • (714) 386-2901 / info@alpha-analytical.com

Alpha Analytical, Inc. certifies that the test results meet all requirements of NELAC unless footnoted otherwise.

Statement of Data Authenticity: Alpha Analytical, Inc. attests that the data reported has not been altered in any way.

Alpha Analytical, Inc. currently holds appropriate and available California (#2019) and NELAC (01154CA) certifications for the data reported. Test results relate only to reported samples.

1/23/13

Report Date



Alpha Analytical, Inc.

255 Glendale Ave. • Suite 21 • Sparks, Nevada 89431-5778
(775) 355-1044 • (775) 355-0406 FAX • 1-800-283-1183

ANALYTICAL REPORT

Stratus Environmental
3330 Cameron Park Drive
Cameron Park, CA 956828861

Attn: Scott Bittinger
Phone: (530) 676-2062
Fax: (530) 676-6005
Date Received : 01/16/13

Job: 2090-1970-01/Grimit Auto

Total Petroleum Hydrocarbons - Purgeable (TPH-P) EPA Method SW8015B / SW8260B

Parameter	Concentration	Reporting Limit	Date Extracted	Date Analyzed
Client ID: MW-1 Lab ID: STR13011642-01A Date Sampled 01/14/13 16:04	TPH-P (GRO) 95,000	8,000 µg/L	01/17/13	01/17/13
Client ID: MW-2 Lab ID: STR13011642-02A Date Sampled 01/14/13 14:44	TPH-P (GRO) ND	50 µg/L	01/18/13	01/18/13
Client ID: MW-3 Lab ID: STR13011642-03A Date Sampled 01/14/13 15:34	TPH-P (GRO) ND	50 µg/L	01/17/13	01/17/13
Client ID: MW-4 Lab ID: STR13011642-04A Date Sampled 01/14/13 16:37	TPH-P (GRO) 1,600	300 µg/L	01/17/13	01/17/13
Client ID: MW-5 Lab ID: STR13011642-05A Date Sampled 01/14/13 15:16	TPH-P (GRO) 2,100	100 µg/L	01/17/13	01/17/13
Client ID: MW-6 Lab ID: STR13011642-06A Date Sampled 01/14/13 14:59	TPH-P (GRO) 700	50 µg/L	01/17/13	01/17/13
Client ID: MW-7 Lab ID: STR13011642-07A Date Sampled 01/14/13 15:49	TPH-P (GRO) 3,000	200 µg/L	01/17/13	01/17/13
Client ID: MW-8 Lab ID: STR13011642-08A Date Sampled 01/14/13 16:19	TPH-P (GRO) ND	50 µg/L	01/17/13	01/17/13
Client ID: MW-9 Lab ID: STR13011642-09A Date Sampled 01/14/13 16:51	TPH-P (GRO) 2,100	100 µg/L	01/17/13	01/17/13



Alpha Analytical, Inc.

255 Glendale Ave. • Suite 21 • Sparks, Nevada 89431-5778
(775) 355-1044 • (775) 355-0406 FAX • 1-800-283-1183

Gasoline Range Organics (GRO) C4-C13

ND = Not Detected

Reported in micrograms per Liter, per client request.

Roger Scholl *Randy Gardner* *Walter Hinchman*

Roger L. Scholl, Ph.D., Laboratory Director • • Randy Gardner, Laboratory Manager • • Walter Hinchman, Quality Assurance Officer
Sacramento, CA • (916) 366-9089 / Las Vegas, NV • (702) 281-4848 / Carson, CA • (714) 386-2901 / info@alpha-analytical.com

Alpha Analytical, Inc. certifies that the test results meet all requirements of NELAC unless footnoted otherwise.

Statement of Data Authenticity: Alpha Analytical, Inc. attests that the data reported has not been altered in any way.

Alpha Analytical, Inc. currently holds appropriate and available California (#2019) and NELAC (01154CA) certifications for the data reported. Test results relate only to reported samples.

JS
1/23/13

Report Date



Alpha Analytical, Inc.

255 Glendale Ave. • Suite 21 • Sparks, Nevada 89431-5778
(775) 355-1044 • (775) 355-0406 FAX • 1-800-283-1183

ANALYTICAL REPORT

Stratus Environmental
3330 Cameron Park Drive
Cameron Park, CA 956828861
Job: 2090-1970-01/Grimit Auto

Attn: Scott Bittinger
Phone: (530) 676-2062
Fax: (530) 676-6005

Alpha Analytical Number: STR13011642-01A
Client I.D. Number: MW-1

Sampled: 01/14/13 16:04
Received: 01/16/13
Extracted: 01/17/13
Analyzed: 01/17/13

Volatile Organics by GC/MS EPA Method SW8260B

Compound	Concentration	Reporting Limit	Compound	Concentration	Reporting Limit
1 Chloromethane	ND	320 µg/L	26 1,1,2-Trichloroethane	ND	80 µg/L
2 Vinyl chloride	ND	80 µg/L	27 Toluene	310	40 µg/L
3 Chloroethane	ND	80 µg/L	28 Dibromochloromethane	ND	80 µg/L
4 Bromomethane	ND	320 µg/L	29 1,2-Dibromoethane (EDB)	ND	160 µg/L
5 Trichlorofluoromethane	ND	80 µg/L	30 Tetrachloroethene	ND	80 µg/L
6 1,1-Dichloroethene	ND	80 µg/L	31 Chlorobenzene	ND	80 µg/L
7 Tertiary Butyl Alcohol (TBA)	ND	800 µg/L	32 Ethylbenzene	700	40 µg/L
8 Dichloromethane	ND	320 µg/L	33 m,p-Xylene	1,400	40 µg/L
9 trans-1,2-Dichloroethene	ND	80 µg/L	34 Bromoform	ND	80 µg/L
10 Methyl tert-butyl ether (MTBE)	ND	40 µg/L	35 o-Xylene	120	40 µg/L
11 1,1-Dichloroethane	ND	80 µg/L	36 1,1,2,2-Tetrachloroethane	ND	80 µg/L
12 Di-isopropyl Ether (DIPE)	ND	80 µg/L	37 1,3-Dichlorobenzene	ND	80 µg/L
13 cis-1,2-Dichloroethene	ND	80 µg/L	38 1,4-Dichlorobenzene	ND	80 µg/L
14 Chloroform	ND	80 µg/L	39 1,2-Dichlorobenzene	ND	80 µg/L
15 Ethyl Tertiary Butyl Ether (ETBE)	ND	80 µg/L			
16 1,2-Dichloroethane	ND	80 µg/L			
17 1,1,1-Trichloroethane	ND	80 µg/L			
18 Carbon tetrachloride	ND	80 µg/L			
19 Benzene	310	40 µg/L			
20 Tertiary Amyl Methyl Ether (TAME)	ND	80 µg/L			
21 1,2-Dichloropropane	ND	80 µg/L			
22 Trichloroethene	ND	80 µg/L			
23 Bromodichloromethane	ND	80 µg/L			
24 cis-1,3-Dichloropropene	ND	80 µg/L			
25 trans-1,3-Dichloropropene	ND	80 µg/L			

Reporting Limits were increased due to high concentrations of target analytes.

ND = Not Detected

Roger Scholl

Randy Gardner

Walter Hinchman

Roger L. Scholl, Ph.D., Laboratory Director • Randy Gardner, Laboratory Manager • Walter Hinchman, Quality Assurance Officer
Sacramento, CA • (916) 366-9089 / Las Vegas, NV • (702) 281-4848 / Carson, CA • (714) 386-2901 / info@alpha-analytical.com

Alpha Analytical, Inc. certifies that the test results meet all requirements of NELAC unless footnoted otherwise.

Statement of Data Authenticity: Alpha Analytical, Inc. attests that the data reported has not been altered in any way.

Alpha Analytical, Inc. currently holds appropriate and available California (#2019) and NELAC (01154CA) certifications for the data reported. Test results relate only to reported samples.

[Signature]

1/23/13

Report Date

Page 1 of 1



Alpha Analytical, Inc.

255 Glendale Ave. • Suite 21 • Sparks, Nevada 89431-5778
(775) 355-1044 • (775) 355-0406 FAX • 1-800-283-1183

ANALYTICAL REPORT

Stratus Environmental
3330 Cameron Park Drive
Cameron Park, CA 956828861
Job: 2090-1970-01/Grimit Auto

Attn: Scott Bittinger
Phone: (530) 676-2062
Fax: (530) 676-6005

Alpha Analytical Number: STR13011642-02A
Client I.D. Number: MW-2

Sampled: 01/14/13 14:44
Received: 01/16/13
Extracted: 01/18/13
Analyzed: 01/18/13

Volatile Organics by GC/MS EPA Method SW8260B

Compound	Concentration	Reporting Limit	Compound	Concentration	Reporting Limit
1 Chloromethane	ND	2.0 µg/L	26 1,1,2-Trichloroethane	ND	1.0 µg/L
2 Vinyl chloride	ND	1.0 µg/L	27 Toluene	ND	0.50 µg/L
3 Chloroethane	ND	1.0 µg/L	28 Dibromochloromethane	ND	1.0 µg/L
4 Bromomethane	ND	2.0 µg/L	29 1,2-Dibromoethane (EDB)	ND	2.0 µg/L
5 Trichlorofluoromethane	ND	1.0 µg/L	30 Tetrachloroethene	ND	1.0 µg/L
6 1,1-Dichloroethane	ND	1.0 µg/L	31 Chlorobenzene	ND	1.0 µg/L
7 Tertiary Butyl Alcohol (TBA)	ND	10 µg/L	32 Ethylbenzene	ND	0.50 µg/L
8 Dichloromethane	ND	2.0 µg/L	33 m,p-Xylene	ND	0.50 µg/L
9 trans-1,2-Dichloroethene	ND	1.0 µg/L	34 Bromoform	ND	1.0 µg/L
10 Methyl tert-butyl ether (MTBE)	ND	0.50 µg/L	35 o-Xylene	ND	0.50 µg/L
11 1,1-Dichloroethane	ND	1.0 µg/L	36 1,1,2,2-Tetrachloroethane	ND	1.0 µg/L
12 Di-isopropyl Ether (DIPE)	ND	1.0 µg/L	37 1,3-Dichlorobenzene	ND	1.0 µg/L
13 cis-1,2-Dichloroethene	ND	1.0 µg/L	38 1,4-Dichlorobenzene	ND	1.0 µg/L
14 Chloroform	ND	1.0 µg/L	39 1,2-Dichlorobenzene	ND	1.0 µg/L
15 Ethyl Tertiary Butyl Ether (ETBE)	ND	1.0 µg/L			
16 1,2-Dichloroethane	ND	1.0 µg/L			
17 1,1,1-Trichloroethane	ND	1.0 µg/L			
18 Carbon tetrachloride	ND	1.0 µg/L			
19 Benzene	ND	0.50 µg/L			
20 Tertiary Amyl Methyl Ether (TAME)	ND	1.0 µg/L			
21 1,2-Dichloropropane	ND	1.0 µg/L			
22 Trichloroethene	ND	1.0 µg/L			
23 Bromodichloromethane	ND	1.0 µg/L			
24 cis-1,3-Dichloropropene	ND	1.0 µg/L			
25 trans-1,3-Dichloropropene	ND	1.0 µg/L			

ND = Not Detected

Roger Scholl

Randy Gardner

Walter Hinchman

Roger L. Scholl, Ph.D., Laboratory Director • Randy Gardner, Laboratory Manager • Walter Hinchman, Quality Assurance Officer
Sacramento, CA • (916) 366-9089 / Las Vegas, NV • (702) 281-4848 / Carson, CA • (714) 386-2901 / info@alpha-analytical.com

Alpha Analytical, Inc. certifies that the test results meet all requirements of NELAC unless footnoted otherwise.

Statement of Data Authenticity: Alpha Analytical, Inc. attests that the data reported has not been altered in any way.

Alpha Analytical, Inc. currently holds appropriate and available California (#2019) and NELAC (01154CA) certifications for the data reported. Test results relate only to reported samples.

YJG

1/23/13

Report Date

Page 1 of 1



Alpha Analytical, Inc.

255 Glendale Ave. • Suite 21 • Sparks, Nevada 89431-5778
(775) 355-1044 • (775) 355-0406 FAX • 1-800-283-1183

ANALYTICAL REPORT

Stratus Environmental
3330 Cameron Park Drive
Cameron Park, CA 956828861
Job: 2090-1970-01/Grimt Auto

Attn: Scott Bittinger
Phone: (530) 676-2062
Fax: (530) 676-6005

Alpha Analytical Number: STR13011642-03A
Client I.D. Number: MW-3

Sampled: 01/14/13 15:34
Received: 01/16/13
Extracted: 01/17/13
Analyzed: 01/17/13

Volatile Organics by GC/MS EPA Method SW8260B

Compound	Concentration	Reporting Limit	Compound	Concentration	Reporting Limit
1 Chloromethane	ND	2.0 µg/L	26 1,1,2-Trichloroethane	ND	1.0 µg/L
2 Vinyl chloride	ND	1.0 µg/L	27 Toluene	ND	0.50 µg/L
3 Chloroethane	ND	1.0 µg/L	28 Dibromochloromethane	ND	1.0 µg/L
4 Bromomethane	ND	2.0 µg/L	29 1,2-Dibromoethane (EDB)	ND	2.0 µg/L
5 Trichlorofluoromethane	ND	1.0 µg/L	30 Tetrachloroethene	ND	1.0 µg/L
6 1,1-Dichloroethene	ND	1.0 µg/L	31 Chlorobenzene	ND	1.0 µg/L
7 Tertiary Butyl Alcohol (TBA)	ND	10 µg/L	32 Ethylbenzene	ND	0.50 µg/L
8 Dichloromethane	ND	2.0 µg/L	33 m,p-Xylene	ND	0.50 µg/L
9 trans-1,2-Dichloroethene	ND	1.0 µg/L	34 Bromoform	ND	1.0 µg/L
10 Methyl tert-butyl ether (MTBE)	ND	0.50 µg/L	35 o-Xylene	ND	0.50 µg/L
11 1,1-Dichloroethane	ND	1.0 µg/L	36 1,1,2,2-Tetrachloroethane	ND	1.0 µg/L
12 Di-isopropyl Ether (DIPE)	ND	1.0 µg/L	37 1,3-Dichlorobenzene	ND	1.0 µg/L
13 cis-1,2-Dichloroethene	ND	1.0 µg/L	38 1,4-Dichlorobenzene	ND	1.0 µg/L
14 Chloroform	ND	1.0 µg/L	39 1,2-Dichlorobenzene	ND	1.0 µg/L
15 Ethyl Tertiary Butyl Ether (ETBE)	ND	1.0 µg/L			
16 1,2-Dichloroethane	ND	1.0 µg/L			
17 1,1,1-Trichloroethane	ND	1.0 µg/L			
18 Carbon tetrachloride	ND	1.0 µg/L			
19 Benzene	ND	0.50 µg/L			
20 Tertiary Amyl Methyl Ether (TAME)	ND	1.0 µg/L			
21 1,2-Dichloropropane	ND	1.0 µg/L			
22 Trichloroethene	ND	1.0 µg/L			
23 Bromodichloromethane	ND	1.0 µg/L			
24 cis-1,3-Dichloropropene	ND	1.0 µg/L			
25 trans-1,3-Dichloropropene	ND	1.0 µg/L			

ND = Not Detected

Roger Scholl *Randy Gardner* *Walter Hinchman*
Roger L. Scholl, Ph.D., Laboratory Director • Randy Gardner, Laboratory Manager • Walter Hinchman, Quality Assurance Officer
Sacramento, CA • (916) 366-9089 / Las Vegas, NV • (702) 281-4848 / Carson, CA • (714) 386-2901 / info@alpha-analytical.com

Alpha Analytical, Inc. certifies that the test results meet all requirements of NELAC unless footnoted otherwise.

Statement of Data Authenticity: Alpha Analytical, Inc. attests that the data reported has not been altered in any way.

Alpha Analytical, Inc. currently holds appropriate and available California (#2019) and NELAC (01154CA) certifications for the data reported. Test results relate only to reported samples.

1/23/13

Report Date

Page 1 of 1



Alpha Analytical, Inc.

255 Glendale Ave. • Suite 21 • Sparks, Nevada 89431-5778
(775) 355-1044 • (775) 355-0406 FAX • 1-800-283-1183

ANALYTICAL REPORT

Stratus Environmental
3330 Cameron Park Drive
Cameron Park, CA 956828861
Job: 2090-1970-01/Grimit Auto

Attn: Scott Bittinger
Phone: (530) 676-2062
Fax: (530) 676-6005

Alpha Analytical Number: STR13011642-04A
Client I.D. Number: MW-4

Sampled: 01/14/13 16:37
Received: 01/16/13
Extracted: 01/17/13
Analyzed: 01/17/13

Volatile Organics by GC/MS EPA Method SW8260B

Compound	Concentration	Reporting Limit	Compound	Concentration	Reporting Limit
1 Chloromethane	ND	12 µg/L	26 1,1,2-Trichloroethane	ND	3.0 µg/L
2 Vinyl chloride	130	3.0 µg/L	27 Toluene	38	1.5 µg/L
3 Chloroethane	ND	3.0 µg/L	28 Dibromochloromethane	ND	3.0 µg/L
4 Bromomethane	ND	12 µg/L	29 1,2-Dibromoethane (EDB)	ND	6.0 µg/L
5 Trichlorofluoromethane	ND	3.0 µg/L	30 Tetrachloroethene	ND	3.0 µg/L
6 1,1-Dichloroethene	ND	3.0 µg/L	31 Chlorobenzene	ND	3.0 µg/L
7 Tertiary Butyl Alcohol (TBA)	ND	30 µg/L	32 Ethylbenzene	47	1.5 µg/L
8 Dichloromethane	ND	12 µg/L	33 m,p-Xylene	42	1.5 µg/L
9 trans-1,2-Dichloroethene	23	3.0 µg/L	34 Bromoform	ND	3.0 µg/L
10 Methyl tert-butyl ether (MTBE)	3.1	1.5 µg/L	35 o-Xylene	9.6	1.5 µg/L
11 1,1-Dichloroethane	ND	3.0 µg/L	36 1,1,2,2-Tetrachloroethane	ND	3.0 µg/L
12 Di-isopropyl Ether (DIPE)	ND	3.0 µg/L	37 1,3-Dichlorobenzene	9.2	3.0 µg/L
13 cis-1,2-Dichloroethene	280	3.0 µg/L	38 1,4-Dichlorobenzene	8.0	3.0 µg/L
14 Chloroform	ND	3.0 µg/L	39 1,2-Dichlorobenzene	26	3.0 µg/L
15 Ethyl Tertiary Butyl Ether (ETBE)	ND	3.0 µg/L			
16 1,2-Dichloroethane	ND	3.0 µg/L			
17 1,1,1-Trichloroethane	ND	3.0 µg/L			
18 Carbon tetrachloride	ND	3.0 µg/L			
19 Benzene	350	1.5 µg/L			
20 Tertiary Amyl Methyl Ether (TAME)	ND	3.0 µg/L			
21 1,2-Dichloropropane	ND	3.0 µg/L			
22 Trichloroethene	6.2	3.0 µg/L			
23 Bromodichloromethane	ND	3.0 µg/L			
24 cis-1,3-Dichloropropene	ND	3.0 µg/L			
25 trans-1,3-Dichloropropene	ND	3.0 µg/L			

Reporting Limits were increased due to high concentrations of target analytes.

ND = Not Detected

Roger Scholl

Randy Gardner

Walter Hinchman

Roger L. Scholl, Ph.D., Laboratory Director • Randy Gardner, Laboratory Manager • Walter Hinchman, Quality Assurance Officer
Sacramento, CA • (916) 366-9089 / Las Vegas, NV • (702) 281-4848 / Carson, CA • (714) 386-2901 / info@alpha-analytical.com

Alpha Analytical, Inc. certifies that the test results meet all requirements of NELAC unless footnoted otherwise.

Statement of Data Authenticity: Alpha Analytical, Inc. attests that the data reported has not been altered in any way.

Alpha Analytical, Inc. currently holds appropriate and available California (#2019) and NELAC (01154CA) certifications for the data reported. Test results relate only to reported samples.

1/23/13

Report Date

Page 1 of 1



Alpha Analytical, Inc.

255 Glendale Ave. • Suite 21 • Sparks, Nevada 89431-5778
(775) 355-1044 • (775) 355-0406 FAX • 1-800-283-1183

ANALYTICAL REPORT

Stratus Environmental
3330 Cameron Park Drive
Cameron Park, CA 956828861
Job: 2090-1970-01/Grimit Auto

Attn: Scott Bittinger
Phone: (530) 676-2062
Fax: (530) 676-6005

Alpha Analytical Number: STR13011642-05A
Client I.D. Number: MW-5

Sampled: 01/14/13 15:16
Received: 01/16/13
Extracted: 01/17/13
Analyzed: 01/17/13

Volatile Organics by GC/MS EPA Method SW8260B

Compound	Concentration	Reporting Limit	Compound	Concentration	Reporting Limit
1 Chloromethane	ND	4.0 µg/L	26 1,1,2-Trichloroethane	ND	1.0 µg/L
2 Vinyl chloride	ND	1.0 µg/L	27 Toluene	8.1	0.50 µg/L
3 Chloroethane	ND	1.0 µg/L	28 Dibromochloromethane	ND	1.0 µg/L
4 Bromomethane	ND	4.0 µg/L	29 1,2-Dibromoethane (EDB)	ND	2.0 µg/L
5 Trichlorofluoromethane	ND	1.0 µg/L	30 Tetrachloroethene	ND	1.0 µg/L
6 1,1-Dichloroethene	ND	1.0 µg/L	31 Chlorobenzene	ND	1.0 µg/L
7 Tertiary Butyl Alcohol (TBA)	ND	10 µg/L	32 Ethylbenzene	90	0.50 µg/L
8 Dichloromethane	ND	4.0 µg/L	33 m,p-Xylene	38	0.50 µg/L
9 trans-1,2-Dichloroethene	ND	1.0 µg/L	34 Bromoform	ND	1.0 µg/L
10 Methyl tert-butyl ether (MTBE)	ND	0.50 µg/L	35 o-Xylene	3.3	0.50 µg/L
11 1,1-Dichloroethane	ND	1.0 µg/L	36 1,1,2,2-Tetrachloroethane	ND	1.0 µg/L
12 Di-isopropyl Ether (DIPE)	ND	1.0 µg/L	37 1,3-Dichlorobenzene	ND	1.0 µg/L
13 cis-1,2-Dichloroethene	ND	1.0 µg/L	38 1,4-Dichlorobenzene	ND	1.0 µg/L
14 Chloroform	ND	1.0 µg/L	39 1,2-Dichlorobenzene	ND	1.0 µg/L
15 Ethyl Tertiary Butyl Ether (ETBE)	ND	1.0 µg/L			
16 1,2-Dichloroethane	ND	1.0 µg/L			
17 1,1,1-Trichloroethane	ND	1.0 µg/L			
18 Carbon tetrachloride	ND	1.0 µg/L			
19 Benzene	11	0.50 µg/L			
20 Tertiary Amyl Methyl Ether (TAME)	ND	1.0 µg/L			
21 1,2-Dichloropropane	ND	1.0 µg/L			
22 Trichloroethene	ND	1.0 µg/L			
23 Bromodichloromethane	ND	1.0 µg/L			
24 cis-1,3-Dichloropropene	ND	1.0 µg/L			
25 trans-1,3-Dichloropropene	ND	1.0 µg/L			

Some Reporting Limits were increased due to high concentrations of target analytes.

ND = Not Detected

Roger Scholl *Randy Gardner* *Walter Hinchman*
Roger L. Scholl, Ph.D., Laboratory Director • Randy Gardner, Laboratory Manager • Walter Hinchman, Quality Assurance Officer
Sacramento, CA • (916) 366-9089 / Las Vegas, NV • (702) 281-4848 / Carson, CA • (714) 386-2901 / info@alpha-analytical.com

Alpha Analytical, Inc. certifies that the test results meet all requirements of NELAC unless footnoted otherwise.

Statement of Data Authenticity: Alpha Analytical, Inc. attests that the data reported has not been altered in any way.

Alpha Analytical, Inc. currently holds appropriate and available California (#2019) and NELAC (01154CA) certifications for the data reported. Test results relate only to reported samples.

JAG
1/23/13

Report Date

Page 1 of 1



Alpha Analytical, Inc.

255 Glendale Ave. • Suite 21 • Sparks, Nevada 89431-5778
(775) 355-1044 • (775) 355-0406 FAX • 1-800-283-1183

ANALYTICAL REPORT

Stratus Environmental
3330 Cameron Park Drive
Cameron Park, CA 956828861
Job: 2090-1970-01/Grimt Auto

Attn: Scott Bittinger
Phone: (530) 676-2062
Fax: (530) 676-6005

Alpha Analytical Number: STR13011642-06A
Client I.D. Number: MW-6

Sampled: 01/14/13 14:59
Received: 01/16/13
Extracted: 01/17/13
Analyzed: 01/17/13

Volatile Organics by GC/MS EPA Method SW8260B

Compound	Concentration	Reporting Limit	Compound	Concentration	Reporting Limit
1 Chloromethane	ND	2.0 µg/L	26 1,1,2-Trichloroethane	ND	1.0 µg/L
2 Vinyl chloride	ND	1.0 µg/L	27 Toluene	3.9	0.50 µg/L
3 Chloroethane	ND	1.0 µg/L	28 Dibromochloromethane	ND	1.0 µg/L
4 Bromomethane	ND	2.0 µg/L	29 1,2-Dibromoethane (EDB)	ND	2.0 µg/L
5 Trichlorofluoromethane	ND	1.0 µg/L	30 Tetrachloroethene	ND	1.0 µg/L
6 1,1-Dichloroethene	ND	1.0 µg/L	31 Chlorobenzene	ND	1.0 µg/L
7 Tertiary Butyl Alcohol (TBA)	ND	10 µg/L	32 Ethylbenzene	64	0.50 µg/L
8 Dichloromethane	ND	2.0 µg/L	33 m,p-Xylene	50	0.50 µg/L
9 trans-1,2-Dichloroethene	ND	1.0 µg/L	34 Bromoform	ND	1.0 µg/L
10 Methyl tert-butyl ether (MTBE)	ND	0.50 µg/L	35 o-Xylene	3.0	0.50 µg/L
11 1,1-Dichloroethane	ND	1.0 µg/L	36 1,1,2,2-Tetrachloroethane	ND	1.0 µg/L
12 Di-isopropyl Ether (DIPE)	ND	1.0 µg/L	37 1,3-Dichlorobenzene	ND	1.0 µg/L
13 cis-1,2-Dichloroethene	ND	1.0 µg/L	38 1,4-Dichlorobenzene	ND	1.0 µg/L
14 Chloroform	ND	1.0 µg/L	39 1,2-Dichlorobenzene	ND	1.0 µg/L
15 Ethyl Tertiary Butyl Ether (ETBE)	ND	1.0 µg/L			
16 1,2-Dichloroethane	ND	1.0 µg/L			
17 1,1,1-Trichloroethane	ND	1.0 µg/L			
18 Carbon tetrachloride	ND	1.0 µg/L			
19 Benzene	65	0.50 µg/L			
20 Tertiary Amyl Methyl Ether (TAME)	ND	1.0 µg/L			
21 1,2-Dichloropropane	ND	1.0 µg/L			
22 Trichloroethene	ND	1.0 µg/L			
23 Bromodichloromethane	ND	1.0 µg/L			
24 cis-1,3-Dichloropropene	ND	1.0 µg/L			
25 trans-1,3-Dichloropropene	ND	1.0 µg/L			

ND = Not Detected

Roger Scholl *Randy Gardner* *Walter Hinchman*
Roger L. Scholl, Ph.D., Laboratory Director • Randy Gardner, Laboratory Manager • Walter Hinchman, Quality Assurance Officer
Sacramento, CA • (916) 366-9089 / Las Vegas, NV • (702) 281-4848 / Carson, CA • (714) 386-2901 / info@alpha-analytical.com

Alpha Analytical, Inc. certifies that the test results meet all requirements of NELAC unless footnoted otherwise.

Statement of Data Authenticity: Alpha Analytical, Inc. attests that the data reported has not been altered in any way.

Alpha Analytical, Inc. currently holds appropriate and available California (#2019) and NELAC (01154CA) certifications for the data reported. Test results relate only to reported samples.

PS
1/23/13

Report Date

Page 1 of 1



Alpha Analytical, Inc.

255 Glendale Ave. • Suite 21 • Sparks, Nevada 89431-5778
(775) 355-1044 • (775) 355-0406 FAX • 1-800-283-1183

ANALYTICAL REPORT

Stratus Environmental
3330 Cameron Park Drive
Cameron Park, CA 956828861
Job: 2090-1970-01/Grimit Auto

Attn: Scott Bittinger
Phone: (530) 676-2062
Fax: (530) 676-6005

Alpha Analytical Number: STR13011642-07A
Client I.D. Number: MW-7

Sampled: 01/14/13 15:49
Received: 01/16/13
Extracted: 01/17/13
Analyzed: 01/17/13

Volatile Organics by GC/MS EPA Method SW8260B

Compound	Concentration	Reporting Limit	Compound	Concentration	Reporting Limit
1 Chloromethane	ND	8.0 µg/L	26 1,1,2-Trichloroethane	ND	2.0 µg/L
2 Vinyl chloride	80	2.0 µg/L	27 Toluene	25	1.0 µg/L
3 Chloroethane	ND	2.0 µg/L	28 Dibromochloromethane	ND	2.0 µg/L
4 Bromomethane	ND	8.0 µg/L	29 1,2-Dibromoethane (EDB)	ND	4.0 µg/L
5 Trichlorofluoromethane	ND	2.0 µg/L	30 Tetrachloroethene	ND	2.0 µg/L
6 1,1-Dichloroethene	ND	2.0 µg/L	31 Chlorobenzene	ND	2.0 µg/L
7 Tertiary Butyl Alcohol (TBA)	ND	20 µg/L	32 Ethylbenzene	8.2	1.0 µg/L
8 Dichloromethane	ND	8.0 µg/L	33 m,p-Xylene	23	1.0 µg/L
9 trans-1,2-Dichloroethene	2.8	2.0 µg/L	34 Bromoform	ND	2.0 µg/L
10 Methyl tert-butyl ether (MTBE)	ND	1.0 µg/L	35 o-Xylene	4.6	1.0 µg/L
11 1,1-Dichloroethane	ND	2.0 µg/L	36 1,1,2,2-Tetrachloroethane	ND	2.0 µg/L
12 Di-Isopropyl Ether (DIPE)	ND	2.0 µg/L	37 1,3-Dichlorobenzene	ND	2.0 µg/L
13 cis-1,2-Dichloroethene	280	2.0 µg/L	38 1,4-Dichlorobenzene	ND	2.0 µg/L
14 Chloroform	ND	2.0 µg/L	39 1,2-Dichlorobenzene	5.8	2.0 µg/L
15 Ethyl Tertiary Butyl Ether (ETBE)	ND	2.0 µg/L			
16 1,2-Dichloroethane	ND	2.0 µg/L			
17 1,1,1-Trichloroethane	ND	2.0 µg/L			
18 Carbon tetrachloride	ND	2.0 µg/L			
19 Benzene	180	1.0 µg/L			
20 Tertiary Amyl Methyl Ether (TAME)	ND	2.0 µg/L			
21 1,2-Dichloropropane	ND	2.0 µg/L			
22 Trichloroethene	3.5	2.0 µg/L			
23 Bromodichloromethane	ND	2.0 µg/L			
24 cis-1,3-Dichloropropene	ND	2.0 µg/L			
25 trans-1,3-Dichloropropene	ND	2.0 µg/L			

Reporting Limits were increased due to high concentrations of target analytes.

ND = Not Detected

Roger Scholl *Randy Gardner* *Walter Hinchman*
Roger L. Scholl, Ph.D., Laboratory Director • Randy Gardner, Laboratory Manager • Walter Hinchman, Quality Assurance Officer
Sacramento, CA • (916) 366-9089 / Las Vegas, NV • (702) 281-4848 / Carson, CA • (714) 386-2901 / info@alpha-analytical.com

Alpha Analytical, Inc. certifies that the test results meet all requirements of NELAC unless footnoted otherwise.

Statement of Data Authenticity: Alpha Analytical, Inc. attests that the data reported has not been altered in any way.

Alpha Analytical, Inc. currently holds appropriate and available California (#2019) and NELAC (01154CA) certifications for the data reported. Test results relate only to reported samples.

[Signature]
1/23/13

Report Date

Page 1 of 1



Alpha Analytical, Inc.

255 Glendale Ave. • Suite 21 • Sparks, Nevada 89431-5778
(775) 355-1044 • (775) 355-0406 FAX • 1-800-283-1183

ANALYTICAL REPORT

Stratus Environmental
3330 Cameron Park Drive
Cameron Park, CA 956828861
Job: 2090-1970-01/Grimit Auto

Attn: Scott Bittinger
Phone: (530) 676-2062
Fax: (530) 676-6005

Alpha Analytical Number: STR13011642-08A
Client I.D. Number: MW-8

Sampled: 01/14/13 16:19
Received: 01/16/13
Extracted: 01/17/13
Analyzed: 01/17/13

Volatile Organics by GC/MS EPA Method SW8260B

Compound	Concentration	Reporting Limit	Compound	Concentration	Reporting Limit
1 Chloromethane	ND	2.0 µg/L	26 1,1,2-Trichloroethane	ND	1.0 µg/L
2 Vinyl chloride	ND	1.0 µg/L	27 Toluene	ND	0.50 µg/L
3 Chloroethane	ND	1.0 µg/L	28 Dibromochloromethane	ND	1.0 µg/L
4 Bromomethane	ND	2.0 µg/L	29 1,2-Dibromoethane (EDB)	ND	2.0 µg/L
5 Trichlorofluoromethane	ND	1.0 µg/L	30 Tetrachloroethene	2.7	1.0 µg/L
6 1,1-Dichloroethene	ND	1.0 µg/L	31 Chlorobenzene	ND	1.0 µg/L
7 Tertiary Butyl Alcohol (TBA)	ND	10 µg/L	32 Ethylbenzene	ND	0.50 µg/L
8 Dichloromethane	ND	2.0 µg/L	33 m,p-Xylene	ND	0.50 µg/L
9 trans-1,2-Dichloroethene	ND	1.0 µg/L	34 Bromoform	ND	1.0 µg/L
10 Methyl tert-butyl ether (MTBE)	ND	0.50 µg/L	35 o-Xylene	ND	0.50 µg/L
11 1,1-Dichloroethane	ND	1.0 µg/L	36 1,1,2,2-Tetrachloroethane	ND	1.0 µg/L
12 Di-isopropyl Ether (DIPE)	ND	1.0 µg/L	37 1,3-Dichlorobenzene	ND	1.0 µg/L
13 cis-1,2-Dichloroethene	4.3	1.0 µg/L	38 1,4-Dichlorobenzene	ND	1.0 µg/L
14 Chloroform	ND	1.0 µg/L	39 1,2-Dichlorobenzene	ND	1.0 µg/L
15 Ethyl Tertiary Butyl Ether (ETBE)	ND	1.0 µg/L			
16 1,2-Dichloroethane	ND	1.0 µg/L			
17 1,1,1-Trichloroethane	ND	1.0 µg/L			
18 Carbon tetrachloride	ND	1.0 µg/L			
19 Benzene	ND	0.50 µg/L			
20 Tertiary Amyl Methyl Ether (TAME)	ND	1.0 µg/L			
21 1,2-Dichloropropane	ND	1.0 µg/L			
22 Trichloroethene	3.0	1.0 µg/L			
23 Bromodichloromethane	ND	1.0 µg/L			
24 cis-1,3-Dichloropropene	ND	1.0 µg/L			
25 trans-1,3-Dichloropropene	ND	1.0 µg/L			

ND = Not Detected

Roger Scholl *Randy Gardner* *Walter Hinchman*
Roger L. Scholl, Ph.D., Laboratory Director • Randy Gardner, Laboratory Manager • Walter Hinchman, Quality Assurance Officer
Sacramento, CA • (916) 366-9089 / Las Vegas, NV • (702) 281-4848 / Carson, CA • (714) 386-2901 / info@alpha-analytical.com

Alpha Analytical, Inc. certifies that the test results meet all requirements of NELAC unless footnoted otherwise.

Statement of Data Authenticity: Alpha Analytical, Inc. attests that the data reported has not been altered in any way.

Alpha Analytical, Inc. currently holds appropriate and available California (#2019) and NELAC (01154CA) certifications for the data reported. Test results relate only to reported samples.

1/23/13

Report Date

Page 1 of 1



Alpha Analytical, Inc.

255 Glendale Ave. • Suite 21 • Sparks, Nevada 89431-5778
(775) 355-1044 • (775) 355-0406 FAX • 1-800-283-1183

ANALYTICAL REPORT

Stratus Environmental
3330 Cameron Park Drive
Cameron Park, CA 956828861
Job: 2090-1970-01/Grimit Auto

Attn: Scott Bittinger
Phone: (530) 676-2062
Fax: (530) 676-6005

Alpha Analytical Number: STR13011642-09A
Client I.D. Number: MW-9

Sampled: 01/14/13 16:51
Received: 01/16/13
Extracted: 01/17/13
Analyzed: 01/17/13

Volatile Organics by GC/MS EPA Method SW8260B

Compound	Concentration	Reporting Limit	Compound	Concentration	Reporting Limit
1 Chloromethane	ND	4.0 µg/L	26 1,1,2-Trichloroethane	ND	1.0 µg/L
2 Vinyl chloride	ND	1.0 µg/L	27 Toluene	0.64	0.50 µg/L
3 Chloroethane	ND	1.0 µg/L	28 Dibromochloromethane	ND	1.0 µg/L
4 Bromomethane	ND	4.0 µg/L	29 1,2-Dibromoethane (EDB)	ND	2.0 µg/L
5 Trichlorofluoromethane	ND	1.0 µg/L	30 Tetrachloroethene	ND	1.0 µg/L
6 1,1-Dichloroethene	ND	1.0 µg/L	31 Chlorobenzene	ND	1.0 µg/L
7 Tertiary Butyl Alcohol (TBA)	ND	10 µg/L	32 Ethylbenzene	28	0.50 µg/L
8 Dichloromethane	ND	4.0 µg/L	33 m,p-Xylene	33	0.50 µg/L
9 trans-1,2-Dichloroethene	ND	1.0 µg/L	34 Bromoform	ND	1.0 µg/L
10 Methyl tert-butyl ether (MTBE)	ND	0.50 µg/L	35 o-Xylene	2.6	0.50 µg/L
11 1,1-Dichloroethane	ND	1.0 µg/L	36 1,1,2,2-Tetrachloroethane	ND	1.0 µg/L
12 Di-Isopropyl Ether (DIPE)	ND	1.0 µg/L	37 1,3-Dichlorobenzene	ND	1.0 µg/L
13 cis-1,2-Dichloroethene	ND	1.0 µg/L	38 1,4-Dichlorobenzene	ND	1.0 µg/L
14 Chloroform	ND	1.0 µg/L	39 1,2-Dichlorobenzene	ND	1.0 µg/L
15 Ethyl Tertiary Butyl Ether (ETBE)	ND	1.0 µg/L			
16 1,2-Dichloroethane	ND	1.0 µg/L			
17 1,1,1-Trichloroethane	ND	1.0 µg/L			
18 Carbon tetrachloride	ND	1.0 µg/L			
19 Benzene	ND	0.50 µg/L			
20 Tertiary Amyl Methyl Ether (TAME)	ND	1.0 µg/L			
21 1,2-Dichloropropane	ND	1.0 µg/L			
22 Trichloroethene	ND	1.0 µg/L			
23 Bromodichloromethane	ND	1.0 µg/L			
24 cis-1,3-Dichloropropene	ND	1.0 µg/L			
25 trans-1,3-Dichloropropene	ND	1.0 µg/L			

Some Reporting Limits were increased due to high concentrations of target analytes.

ND = Not Detected

Roger Scholl

Randy Gardner

Walter Hinckman

Roger L. Scholl, Ph.D., Laboratory Director • Randy Gardner, Laboratory Manager • Walter Hinckman, Quality Assurance Officer
Sacramento, CA • (916) 366-9089 / Las Vegas, NV • (702) 281-4848 / Carson, CA • (714) 386-2901 / info@alpha-analytical.com

Alpha Analytical, Inc. certifies that the test results meet all requirements of NELAC unless footnoted otherwise.

Statement of Data Authenticity: Alpha Analytical, Inc. attests that the data reported has not been altered in any way.

Alpha Analytical, Inc. currently holds appropriate and available California (#2019) and NELAC (01154CA) certifications for the data reported. Test results relate only to reported samples.

[Signature]

1/23/13

Report Date

Page 1 of 1



Alpha Analytical, Inc.

255 Glendale Ave. • Suite 21 • Sparks, Nevada 89431-5778
(775) 355-1044 • (775) 355-0406 FAX • 1-800-283-1183

VOC Sample Preservation Report

Work Order: STR13011642

Job: 2090-1970-01/Grimit Auto

Alpha's Sample ID	Client's Sample ID	Matrix	pH
13011642-01A	MW-1	Aqueous	6
13011642-02A	MW-2	Aqueous	2
13011642-03A	MW-3	Aqueous	2
13011642-04A	MW-4	Aqueous	2
13011642-05A	MW-5	Aqueous	2
13011642-06A	MW-6	Aqueous	2
13011642-07A	MW-7	Aqueous	2
13011642-08A	MW-8	Aqueous	2
13011642-09A	MW-9	Aqueous	2

1/23/13

Report Date

Page 1 of 1



Alpha Analytical, Inc.

255 Glendale Ave. • Suite 21 • Sparks, Nevada 89431-5778
(775) 355-1044 • (775) 355-0406 FAX • 1-800-283-1183

Date:
23-Jan-13

QC Summary Report

Work Order:
13011642

Method Blank		Type: MBLK	Test Code: EPA Method 1664A							
File ID:			Batch ID: W0119OG			Analysis Date: 01/19/2013 00:00				
Sample ID:	MBLK W0119OG	Units : µg/L	Run ID: WETLAB_130119B			Prep Date: 01/19/2013 00:00				
Analyte	Result	PQL	SpkVal	SpkRefVal	%REC	LCL(ME)	UCL(ME)	RPDRefVal	%RPD(Limit)	Qual
Oil & Grease, HEM	ND	5000								
Laboratory Control Spike		Type: LCS	Test Code: EPA Method 1664A							
File ID:			Batch ID: W0119OG			Analysis Date: 01/19/2013 00:00				
Sample ID:	LCS W0119OG	Units : µg/L	Run ID: WETLAB_130119B			Prep Date: 01/19/2013 00:00				
Analyte	Result	PQL	SpkVal	SpkRefVal	%REC	LCL(ME)	UCL(ME)	RPDRefVal	%RPD(Limit)	Qual
Oil & Grease, HEM	41800	5000	40000		105	78	114			
Sample Matrix Spike		Type: MS	Test Code: EPA Method 1664A							
File ID:			Batch ID: W0119OG			Analysis Date: 01/19/2013 00:00				
Sample ID:	13011642-01AMS	Units : µg/L	Run ID: WETLAB_130119B			Prep Date: 01/19/2013 00:00				
Analyte	Result	PQL	SpkVal	SpkRefVal	%REC	LCL(ME)	UCL(ME)	RPDRefVal	%RPD(Limit)	Qual
Oil & Grease, HEM	524000	5000	40000	79800	1110	78	114			M1

Comments:

Calculations are based off of raw (non-rounded) data. However, for reporting purposes, all QC data is rounded to three significant figures. Therefore, hand calculated values may differ slightly.

M1 = Matrix spike recovery was high, the method control sample recovery was acceptable.

HEM = Hexane Extractable Material

Reported in micrograms per Liter, per client request.



Alpha Analytical, Inc.

255 Glendale Ave. • Suite 21 • Sparks, Nevada 89431-5778
(775) 355-1044 • (775) 355-0406 FAX • 1-800-283-1183

Date:
23-Jan-13

QC Summary Report

Work Order:
13011642

Method Blank

File ID:	Type: MBLK		Test Code: EPA Method 1664A							
Sample ID: MBLK W0123SG	Units : µg/L	Run ID: WETLAB_130119B	Batch ID: W0123SG		Analysis Date: 01/23/2013 00:00					
Analyte	Result	PQL	SpkVal	SpkRefVal	%REC	LCL(ME)	UCL(ME)	RPDRefVal	%RPD(Limit)	Qual
Oil & Grease, SGT-HEM	ND	5000								

Laboratory Control Spike

File ID:	Type: LCS		Test Code: EPA Method 1664A							
Sample ID: LCS W0123SG	Units : µg/L	Run ID: WETLAB_130119B	Batch ID: W0123SG		Analysis Date: 01/23/2013 00:00					
Analyte	Result	PQL	SpkVal	SpkRefVal	%REC	LCL(ME)	UCL(ME)	RPDRefVal	%RPD(Limit)	Qual
Oil & Grease, SGT-HEM	15100	5000	20000		76	64	132			

Sample Matrix Spike

File ID:	Type: MS		Test Code: EPA Method 1664A							
Sample ID: 13011642-01AMS	Units : µg/L	Run ID: WETLAB_130119B	Batch ID: W0123SG		Analysis Date: 01/23/2013 00:00					
Analyte	Result	PQL	SpkVal	SpkRefVal	%REC	LCL(ME)	UCL(ME)	RPDRefVal	%RPD(Limit)	Qual
Oil & Grease, SGT-HEM	276000	5000	20000	61100	1080	64	132	M1		

Comments:

Calculations are based off of raw (non-rounded) data. However, for reporting purposes, all QC data is rounded to three significant figures. Therefore, hand calculated values may differ slightly.

M1 = Matrix spike recovery was high, the method control sample recovery was acceptable.

SGT-HEM = Silica Gel Treated Hexane Extractable Material

Reported in micrograms per Liter, per client request.



Alpha Analytical, Inc.

255 Glendale Ave. • Suite 21 • Sparks, Nevada 89431-5778
(775) 355-1044 • (775) 355-0406 FAX • 1-800-283-1183

Date:
21-Jan-13

QC Summary Report

Work Order:
13011642

Method Blank

Type: **MBLK** Test Code: **EPA Method SW8015B/C / SW8260B**

File ID: **13011704.D**

Batch ID: **MS09W0117B**

Analysis Date: **01/17/2013 11:08**

Sample ID: **MBLK MS09W0117B**

Units: **µg/L**

Run ID: **MSD_09_130117A**

Prep Date: **01/17/2013 11:08**

Analyte	Result	PQL	SpkVal	SpkRefVal	%REC	LCL(ME)	UCL(ME)	RPDRefVal	%RPD(Limit)	Qual
TPH-P (GRO)	ND	50								
Surr: 1,2-Dichloroethane-d4	11		10		110	70	130			
Surr: Toluene-d8	9.67		10		97	70	130			
Surr: 4-Bromofluorobenzene	10.6		10		106	70	130			

Laboratory Control Spike

Type: **LCS** Test Code: **EPA Method SW8015B/C / SW8260B**

File ID: **13011702.D**

Batch ID: **MS09W0117B**

Analysis Date: **01/17/2013 10:24**

Sample ID: **GLCS MS09W0117B**

Units: **µg/L**

Run ID: **MSD_09_130117A**

Prep Date: **01/17/2013 10:24**

Analyte	Result	PQL	SpkVal	SpkRefVal	%REC	LCL(ME)	UCL(ME)	RPDRefVal	%RPD(Limit)	Qual
TPH-P (GRO)	445	50	400		111	70	130			
Surr: 1,2-Dichloroethane-d4	11.1		10		111	70	130			
Surr: Toluene-d8	9.89		10		99	70	130			
Surr: 4-Bromofluorobenzene	10.2		10		102	70	130			

Sample Matrix Spike

Type: **MS** Test Code: **EPA Method SW8015B/C / SW8260B**

File ID: **13011717.D**

Batch ID: **MS09W0117B**

Analysis Date: **01/17/2013 16:05**

Sample ID: **13011601-04AGS**

Units: **µg/L**

Run ID: **MSD_09_130117A**

Prep Date: **01/17/2013 16:05**

Analyte	Result	PQL	SpkVal	SpkRefVal	%REC	LCL(ME)	UCL(ME)	RPDRefVal	%RPD(Limit)	Qual
TPH-P (GRO)	2100	250	2000	0	105	54	143			
Surr: 1,2-Dichloroethane-d4	53.1		50		106	70	130			
Surr: Toluene-d8	52		50		104	70	130			
Surr: 4-Bromofluorobenzene	51.5		50		103	70	130			

Sample Matrix Spike Duplicate

Type: **MSD** Test Code: **EPA Method SW8015B/C / SW8260B**

File ID: **13011718.D**

Batch ID: **MS09W0117B**

Analysis Date: **01/17/2013 16:28**

Sample ID: **13011601-04AGSD**

Units: **µg/L**

Run ID: **MSD_09_130117A**

Prep Date: **01/17/2013 16:28**

Analyte	Result	PQL	SpkVal	SpkRefVal	%REC	LCL(ME)	UCL(ME)	RPDRefVal	%RPD(Limit)	Qual
TPH-P (GRO)	2050	250	2000	0	102	54	143	2096	2.4(23)	
Surr: 1,2-Dichloroethane-d4	52.3		50		105	70	130			
Surr: Toluene-d8	52.5		50		105	70	130			
Surr: 4-Bromofluorobenzene	50		50		100	70	130			

Comments:

Calculations are based off of raw (non-rounded) data. However, for reporting purposes, all QC data is rounded to three significant figures. Therefore, hand calculated values may differ slightly.

Reported in micrograms per Liter, per client request.



Alpha Analytical, Inc.

255 Glendale Ave. • Suite 21 • Sparks, Nevada 89431-5778
(775) 355-1044 • (775) 355-0406 FAX • 1-800-283-1183

Date:
21-Jan-13

QC Summary Report

Work Order:
13011642

Method Blank

Type: MBLK Test Code: EPA Method SW8260B

File ID: 13011704.D

Batch ID: MS09W0117A

Analysis Date: 01/17/2013 11:08

Sample ID: MBLK MS09W0117A

Units: µg/L

Run ID: MSD_09_130117A

Prep Date: 01/17/2013 11:08

Analyte	Result	PQL	SpkVal	SpkRefVal	%REC	LCL(ME)	UCL(ME)	RPDRefVal	%RPD(Limit)	Qual
Chloromethane	ND	2								
Vinyl chloride	ND	1								
Chloroethane	ND	1								
Bromomethane	ND	2								
Trichlorofluoromethane	ND	1								
1,1-Dichloroethene	ND	1								
Tertiary Butyl Alcohol (TBA)	ND	10								
Dichloromethane	ND	2								
trans-1,2-Dichloroethene	ND	1								
Methyl tert-butyl ether (MTBE)	ND	0.5								
1,1-Dichloroethane	ND	1								
Di-isopropyl Ether (DIPE)	ND	1								
cis-1,2-Dichloroethene	ND	1								
Chloroform	ND	1								
Ethyl Tertiary Butyl Ether (ETBE)	ND	1								
1,2-Dichloroethane	ND	1								
1,1,1-Trichloroethane	ND	1								
Carbon tetrachloride	ND	1								
Benzene	ND	0.5								
Tertiary Amyl Methyl Ether (TAME)	ND	1								
1,2-Dichloropropane	ND	1								
Trichloroethene	ND	1								
Bromodichloromethane	ND	1								
cis-1,3-Dichloropropene	ND	1								
trans-1,3-Dichloropropene	ND	1								
1,1,2-Trichloroethane	ND	1								
Toluene	ND	0.5								
Dibromochloromethane	ND	1								
1,2-Dibromoethane (EDB)	ND	2								
Tetrachloroethene	ND	1								
Chlorobenzene	ND	1								
Ethylbenzene	ND	0.5								
m,p-Xylene	ND	0.5								
Bromoform	ND	1								
o-Xylene	ND	0.5								
1,1,2,2-Tetrachloroethane	ND	1								
1,3-Dichlorobenzene	ND	1								
1,4-Dichlorobenzene	ND	1								
1,2-Dichlorobenzene	ND	1								
Surr: 1,2-Dichloroethane-d4	11		10		110	70	130			
Surr: Toluene-d8	9.67		10		97	70	130			
Surr: 4-Bromofluorobenzene	10.6		10		106	70	130			

Laboratory Control Spike

Type: LCS Test Code: EPA Method SW8260B

File ID: 13011703.D

Batch ID: MS09W0117A

Analysis Date: 01/17/2013 10:46

Sample ID: LCS MS09W0117A

Units: µg/L

Run ID: MSD_09_130117A

Prep Date: 01/17/2013 10:46

Analyte	Result	PQL	SpkVal	SpkRefVal	%REC	LCL(ME)	UCL(ME)	RPDRefVal	%RPD(Limit)	Qual
1,1-Dichloroethene	11.4	1	10		114	80	120			
Methyl tert-butyl ether (MTBE)	9.46	0.5	10		95	63	137			
Benzene	9.85	0.5	10		99	70	130			
Trichloroethene	10.8	1	10		108	68	138			
Toluene	9.61	0.5	10		96	80	120			
Chlorobenzene	9.6	1	10		96	70	130			
Ethylbenzene	9.69	0.5	10		97	80	120			
m,p-Xylene	9.88	0.5	10		99	65	139			
o-Xylene	10.1	0.5	10		101	70	130			
Surr: 1,2-Dichloroethane-d4	11.5		10		115	70	130			
Surr: Toluene-d8	9.71		10		97	70	130			
Surr: 4-Bromofluorobenzene	9.26		10		93	70	130			



Alpha Analytical, Inc.

255 Glendale Ave. • Suite 21 • Sparks, Nevada 89431-5778

(775) 355-1044 • (775) 355-0406 FAX • 1-800-283-1183

Date:
21-Jan-13

QC Summary Report

Work Order:
13011642

Sample Matrix Spike

Type: MS

Test Code: EPA Method SW8260B

File ID: 13011715.D

Batch ID: MS09W0117A

Analysis Date: 01/17/2013 15:19

Sample ID: 13011601-04AMS

Units: µg/L

Run ID: MSD_09_130117A

Prep Date: 01/17/2013 15:19

Analyte	Result	PQL	SpkVal	SpkRefVal	%REC	LCL(ME)	UCL(ME)	RPDRefVal	%RPD(Limit)	Qual
1,1-Dichloroethene	53.8	2.5	50	0	108	62	133			
Methyl tert-butyl ether (MTBE)	45.7	1.3	50	0	91	56	140			
Benzene	49.3	1.3	50	0	99	67	134			
Trichloroethene	53.7	2.5	50	0	107	68	138			
Toluene	49.5	1.3	50	0	99	38	130			
Chlorobenzene	49.8	2.5	50	0	99.6	70	130			
Ethylbenzene	51.1	1.3	50	0	102	70	130			
m,p-Xylene	52.4	1.3	50	0	105	65	139			
o-Xylene	52.9	1.3	50	0	106	69	130			
Surr: 1,2-Dichloroethane-d4	56.9		50		114	70	130			
Surr: Toluene-d8	47.9		50		96	70	130			
Surr: 4-Bromofluorobenzene	47.5		50		95	70	130			

Sample Matrix Spike Duplicate

Type: MSD

Test Code: EPA Method SW8260B

File ID: 13011716.D

Batch ID: MS09W0117A

Analysis Date: 01/17/2013 15:42

Sample ID: 13011601-04AMSD

Units: µg/L

Run ID: MSD_09_130117A

Prep Date: 01/17/2013 15:42

Analyte	Result	PQL	SpkVal	SpkRefVal	%REC	LCL(ME)	UCL(ME)	RPDRefVal	%RPD(Limit)	Qual
1,1-Dichloroethene	57.5	2.5	50	0	115	62	133	53.83	6.6(35)	
Methyl tert-butyl ether (MTBE)	53.7	1.3	50	0	107	56	140	45.74	16.0(40)	
Benzene	53.8	1.3	50	0	108	67	134	49.32	8.6(21)	
Trichloroethene	56.6	2.5	50	0	113	68	138	53.68	5.2(20)	
Toluene	54.1	1.3	50	0	108	38	130	49.5	8.9(20)	
Chlorobenzene	55.5	2.5	50	0	111	70	130	49.79	10.8(20)	
Ethylbenzene	56	1.3	50	0	112	70	130	51.05	9.3(20)	
m,p-Xylene	55.6	1.3	50	0	111	65	139	52.4	6.0(20)	
o-Xylene	58.4	1.3	50	0	117	69	130	52.85	10.0(20)	
Surr: 1,2-Dichloroethane-d4	57.8		50		116	70	130			
Surr: Toluene-d8	49.6		50		99	70	130			
Surr: 4-Bromofluorobenzene	46.5		50		93	70	130			

Comments:

Calculations are based off of raw (non-rounded) data. However, for reporting purposes, all QC data is rounded to three significant figures. Therefore, hand calculated values may differ slightly.

Billing Information :

CHAIN-OF-CUSTODY RECORD

CA AMENDED

Alpha Analytical, Inc.
 255 Glendale Avenue, Suite 21 Sparks, Nevada 89431-5778
 TEL: (775) 355-1044 FAX: (775) 355-0406

Page: 01/1
WorkOrder : STR13011642
Report Due By : 5:00 PM On : 23-Jan-13

Client:
 Stratus Environmental
 3330 Cameron Park Drive
 Suite 550
 Cameron Park, CA 95682-8861

Report Attention	Phone Number	Email Address
Scott Bittinger	(530) 676-2062 x	sbittinger@stratusinc.net

EDD Required : Yes

Sampled by : Carl Schulze

PO :
 Client's COC # : 10569 Job : 2090-1970-01/Grimit Auto

Cooler Temp Samples Received Date Printed
 0 °C 16-Jan-13 23-Jan-13

QC Level : S3 = Final Rpt, MBLK, LCS, MS/MSD With Surrogates

Alpha Sample ID	Client Sample ID	Collection Matrix	Date	No. of Bottles			Requested Tests						Sample Remarks		
				Alpha	Sub	TAT	OG_HEM_W	OG_SGT_W	TPHP_W	VOC_W					
STR13011642-01A	MW-1	AQ	01/14/13 16:04	7	0	5	X	X	GAS-C	8260/OXYS/ EDB_Cs					
STR13011642-02A	MW-2	AQ	01/14/13 14:44	7	0	5	X		GAS-C	8260/OXYS/ EDB_Cs					
STR13011642-03A	MW-3	AQ	01/14/13 15:34	7	0	5	X		GAS-C	8260/OXYS/ EDB_Cs					
STR13011642-04A	MW-4	AQ	01/14/13 16:37	7	0	5	X	X	GAS-C	8260/OXYS/ EDB_Cs					
STR13011642-05A	MW-5	AQ	01/14/13 15:16	7	0	5	X		GAS-C	8260/OXYS/ EDB_Cs					
STR13011642-06A	MW-6	AQ	01/14/13 14:59	7	0	5	X		GAS-C	8260/OXYS/ EDB_Cs					
STR13011642-07A	MW-7	AQ	01/14/13 15:49	7	0	5	X		GAS-C	8260/OXYS/ EDB_Cs					
STR13011642-08A	MW-8	AQ	01/14/13 16:19	7	0	5	X		GAS-C	8260/OXYS/ EDB_Cs					
STR13011642-09A	MW-9	AQ	01/14/13 16:51	7	0	5	X		GAS-C	8260/OXYS/ EDB_Cs					

Comments: Security seals intact. Frozen ice. VOCs logged in as 8260/OXYS/EDB, per client notes. Amended 1/23/13 to cancel O&G SGT for samples -02A, -03A, and -05A through -09A due to lab protocol. SN :

Signature	Print Name	Company	Date/Time
	Sarah Neri	Alpha Analytical, Inc.	1/23/13 1338

NOTE: Samples are discarded 60 days after results are reported unless other arrangements are made. Hazardous samples will be returned to client or disposed of at client expense. The report for the analysis of the above samples is applicable only to those samples received by the laboratory with this COC. The liability of the laboratory is limited to the amount paid for the report.
 Matrix Type : AQ(Aqueous) AR(Air) SO(Soil) WS(Waste) DW(Drinking Water) OT(Other) Bottle Type: L-Liter V-Voa S-Soil Jar O-Orbo T-Tedlar B-Brass P-Plastic OT-Other

CHAIN-OF-CUSTODY RECORD

CA

Alpha Analytical, Inc.
 255 Glendale Avenue, Suite 21 Sparks, Nevada 89431-5778
 TEL: (775) 355-1044 FAX: (775) 355-0406

WorkOrder : STR13011642
Report Due By : 5:00 PM On : 23-Jan-13

Client:
 Stratus Environmental
 3330 Cameron Park Drive
 Suite 550
 Cameron Park, CA 95682-8861

Report Attention	Phone Number	EMail Address
Scott Bittinger	(530) 676-2062 x	sbittinger@stratusinc.net

EDD Required : Yes

Sampled by : Carl Schulze

PO :
 Client's COC # : 10569 Job : 2090-1970-01/Grimit Auto

Cooler Temp	Samples Received	Date Printed
0 °C	16-Jan-13	16-Jan-13

QC Level : S3 = Final Rpt, MBLK, LCS, MS/MSD With Surrogates

Alpha Sample ID	Client Sample ID	Collection Matrix	Collection Date	No. of Bottles			Requested Tests						Sample Remarks		
							OG_HEM_W	OG_SGT_W	TPHP_W	VOC_W					
STR13011642-01A	MW-1	AQ	01/14/13 16:04	7	0	5	X	X	GAS-C	8260/OXYS/ EDB_Cs					
STR13011642-02A	MW-2	AQ	01/14/13 14:44	7	0	5	X	X	GAS-C	8260/OXYS/ EDB_Cs					
STR13011642-03A	MW-3	AQ	01/14/13 15:34	7	0	5	X	X	GAS-C	8260/OXYS/ EDB_Cs					
STR13011642-04A	MW-4	AQ	01/14/13 16:37	7	0	5	X	X	GAS-C	8260/OXYS/ EDB_Cs					
STR13011642-05A	MW-5	AQ	01/14/13 15:16	7	0	5	X	X	GAS-C	8260/OXYS/ EDB_Cs					
STR13011642-06A	MW-6	AQ	01/14/13 14:59	7	0	5	X	X	GAS-C	8260/OXYS/ EDB_Cs					
STR13011642-07A	MW-7	AQ	01/14/13 15:49	7	0	5	X	X	GAS-C	8260/OXYS/ EDB_Cs					
STR13011642-08A	MW-8	AQ	01/14/13 16:19	7	0	5	X	X	GAS-C	8260/OXYS/ EDB_Cs					
STR13011642-09A	MW-9	AQ	01/14/13 16:51	7	0	5	X	X	GAS-C	8260/OXYS/ EDB_Cs					

Comments: Security seals intact. Frozen ice. VOCs logged in as 8260/OXYS/EDB, per client notes. :

	Signature	Print Name	Company	Date/Time
Logged in by:		Sandy Wen	Alpha Analytical, Inc.	1/16/13 10:30

NOTE: Samples are discarded 60 days after results are reported unless other arrangements are made. Hazardous samples will be returned to client or disposed of at client expense.
 The report for the analysis of the above samples is applicable only to those samples received by the laboratory with this COC. The liability of the laboratory is limited to the amount paid for the report.
 Matrix Type : AQ(Aqueous) AR(Air) SO(Soil) WS(Waste) DW(Drinking Water) OT(Other) Bottle Type: L-Liter V-Voa S-Soil Jar O-Orbo T-Tedlar B-Brass P-Plastic OT-Other

Company: Stratus Environmental
 Attn: _____
 Address: 3330 Cameron Park Dr.
Cameron Park, CA
 City, State, Zip: _____
 Phone Number: _____ Fax: _____



Alpha Analytical, Inc.
 Main Laboratory: 255 Glendale Ave, Suite 21 Sparks, NV 89431
Satellite Service Centers:
 Northern CA: 9891 Horn Road, Suite C, Rancho Cordova, CA 95627
 Southern NV: 6255 McLeod Ave, Suite 24, Las Vegas, NV 89120
 Southern CA: 1007 E. Dominguez St., Suite O, Carson, CA 90748

Phone: 775-355-1044
 Fax: 775-355-0408
 Phone: 916-368-9089
 Phone: 702-261-4848
 Phone: 714-389-2801

10569

Page # 1 of 1

Company: Grimit Auto **Job and Purchase Order Info:** Job # 2090-1970-01 **Report Attention/Project Manager:** Name: Scott Bittinger
Address: 1970 Seminary Ave. **Job Name:** _____ **Email Address:** _____
City, State, Zip: Oakland, CA **P.O. #:** _____ **Phone #:** _____
Cell #: _____

QC Deliverable Info:
 EDD Required? No EDF Required? Yes / No
 Global ID: T0600100667
 Data Validation Level: III or IV

Samples Collected from which State? (circle one) AZ CA NV WA ID OR DOD Site Other

Time Sampled (H:MM)	Date Sampled (MM/DD)	Matrix* (See Key Below)	Lab ID Number (For Lab Use Only)	Sample Description	TAT	Field Filtered?	Containers** (See Key Below)	Analysis Requested						Remarks
								GRO	BTEX	S oxy's	1,2-PCA, EDB	oil + grease	HVOC's	
1604	01/14	AQ		MW-1	std	n	5V/2L	X	X	X	X	X	X	
1444	01/14	AQ		MW-2										
1534	01/14	AQ		MW-3										
1637	01/14	AQ		MW-4										
1516	01/14	AQ		MW-5										
1459	01/14	AQ		MW-6										
1549	01/14	AQ		MW-7										
1619	01/14	AQ		MW-8										
1651	01/14	AQ		MW-9										

ADDITIONAL INSTRUCTIONS:

oil + grease w/ silica gel cleanup

I (field sampler) attest to the validity and authenticity of this sample(s). I am aware that tampering with or intentionally mislabeling the sample location, date or time of collection is considered fraud and may be grounds for legal action. NAC 445.0636 (c) (2).

Sampled By: Carl Schulze

Relinquished by: (Signature/Affiliation): <u>[Signature]</u>	Date: <u>01/15/13</u>	Time: <u>1215</u>	Received by: (Signature/Affiliation): <u>E. FRANCINO</u>	Date: <u>01.15.13</u>	Time: <u>1215</u>
Relinquished by: (Signature/Affiliation): _____	Date: _____	Time: _____	Received by: (Signature/Affiliation): <u>[Signature]</u>	Date: <u>1/16/13</u>	Time: <u>1014</u>
Relinquished by: (Signature/Affiliation): _____	Date: _____	Time: _____	Received by: (Signature/Affiliation): _____	Date: _____	Time: _____

* Key: AQ - Aqueous WA - Waste OT - Other ** L - Liter V - VOA S - Soil Jar O - Orbo T - Tedlar B - Brass P - Plastic OT - Other

NOTE: Samples are discarded 60 days after sample receipt unless other arrangements are made. Hazardous samples will be returned to client or disposed of at client expense. The report for the analysis of the above samples is applicable only to those samples received by the laboratory with this COC. The liability of the laboratory is limited to the amount paid for the report.

APPENDIX D

**GEOTRACKER ELECTRONIC SUBMITTAL
CONFIRMATIONS**

STATE WATER RESOURCES CONTROL BOARD
GEOTRACKER ESI

UPLOADING A EDF FILE

SUCCESS

Processing is complete. No errors were found!
Your file has been successfully submitted!

<u>Submittal Type:</u>	EDF
<u>Report Title:</u>	1Q13 QMR Analytical 1-14-13
<u>Report Type:</u>	Monitoring Report - Quarterly
<u>Facility Global ID:</u>	T0600100667
<u>Facility Name:</u>	GRIMIT AUTO REPAIR & SERVICE
<u>File Name:</u>	13011642_EDF.zip
<u>Organization Name:</u>	Stratus Environmental, Inc.
<u>Username:</u>	STRATUS NOCAL
<u>IP Address:</u>	50.192.223.97
<u>Submittal Date/Time:</u>	4/2/2013 8:14:27 AM
<u>Confirmation Number:</u>	9417646288

[VIEW QC REPORT](#)

[VIEW DETECTIONS REPORT](#)

Copyright © 2013 State of California

STATE WATER RESOURCES CONTROL BOARD
GEOTRACKER ESI

UPLOADING A GEO_WELL FILE

SUCCESS

Processing is complete. No errors were found!
Your file has been successfully submitted!

<u>Submittal Type:</u>	GEO_WELL
<u>Report Title:</u>	1Q13 QMR Geowell 1-14-13
<u>Facility Global ID:</u>	T0600100667
<u>Facility Name:</u>	GRIMIT AUTO REPAIR & SERVICE
<u>File Name:</u>	GEO_WELL.zip
<u>Organization Name:</u>	Stratus Environmental, Inc.
<u>Username:</u>	STRATUS NOCAL
<u>IP Address:</u>	50.192.223.97
<u>Submittal Date/Time:</u>	4/2/2013 8:11:31 AM
<u>Confirmation Number:</u>	8574159145

Copyright © 2013 State of California