



Chevron

February 29, 1996

Chevron U.S.A. Products Company
6001 Bollinger Canyon Road
Building L
San Ramon, CA 94583
P.O. Box 5004
San Ramon, CA 94583-0804

Ms. Eva Chu
Alameda Co. Dept. of Environmental Health
1131 Harbor Bay Pkwy, 2nd Floor
Alameda, CA 94502-6577

Marketing - Northwest Region
Phone 510 842 9500

Re : Former Chevron Service Station 9-1723
9757 San Leandro St., Oakland, California

Dear Ms. Chu :

The enclosed report from Blaine Tech Services documents the results of the January 31, 1996 monitoring and sampling event. Results were mixed with some constituents showing higher concentrations while others showing lower concentrations. Please refer to the enclosed report for more information.

In regards to the additional investigation, Chevron has sent to your office Groundwater Technology's addendum dated February 22, 1996. Please review the addendum, and if it meets your approval, please send a written letter to my office approving the addendum. If you have any questions or comments, please call me at (510) 842-8752.

Sincerely,
Chevron Products Co.

Kenneth Kan
Engineer

LKAN/91723R06

Enclosure

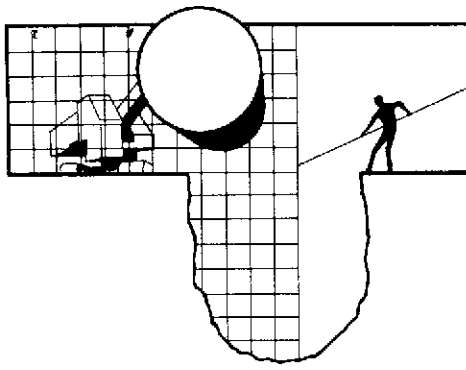
cc : Mr. Kevin Graves, RWQCB-San Francisco Bay Region
2101 Webster St., Suite 500, Oakland, CA 94612

Mr. Ron Hothem, Pacific American Management Co.
369 Broadway, San Francisco, CA 94133

Ms. Bette Owen, Chevron Products Co.

Mr. Jason Fedota, Groundwater Technology, Inc.
1401 Halyard Dr., Suite 140, West Sacramento, CA 95691

- ① limited GW contam. appears to be biodegrading.
- ② Soil bins will be advanced soon to verify adequate source removal
- ③ 'Grab' GW samples should be collected from south corner west quarter and north quarter of lot.



BLAINE TECH SERVICES INC.

985 TIMOTHY DRIVE
SAN JOSE, CA 95133
(408) 995-5535
FAX (408) 293-8773

February 23, 1996

Kenneth Kan
Chevron U.S.A. Products Company
P.O. Box 5004
San Ramon, CA 94583-0804

1st Quarter 1996 Monitoring at 9-1723

First Quarter 1996 Groundwater Monitoring at
Chevron Service Station Number 9-1723
9757 San Leandro Street
Oakland, CA

Monitoring Performed on January 31, 1996

Groundwater Sampling Report 960131-T-2

This report covers the routine quarterly monitoring of groundwater wells at this Chevron facility. Blaine Tech Services, Inc.'s work at the site includes inspection, gauging, evacuation, purgewater containment, sample collection and sample handling in accordance with standard procedures that conform to Regional Water Quality Control Board requirements.

Routine field data collection includes depth to water, total well depth, thickness of any separate immiscible layer, water column volume, calculated volume of a three-case volume purge, elapsed evacuation time, total volume of water removed, and standard water parameter instrument readings. Sample material is collected, contained, stored, and transported to the laboratory in conformance with EPA standards. Purgewater is, likewise, collected and transported to Chevron's Richmond Refinery for disposal.


Basic field information is presented alongside analytical values excerpted from the laboratory report in the cumulative table of **WELL DATA AND ANALYTICAL RESULTS**. The full analytical report for the most recent samples is located in the **Analytical Appendix**. The table also contains new groundwater elevation calculations taken from the computer plotted gradient map which is located in the **Professional Engineering Appendix**.

At a minimum, Blaine Tech Services, Inc. field personnel are certified upon completion of a forty-hour Hazardous Materials and Emergency Response training course per 29 CFR 1910.120. Field personnel are also enrolled in annual eight hour refresher courses.

Blaine Tech Services, Inc. conducts sampling and documentation assignments of this type as an independent third party. In order to avoid compromising the objectivity necessary for the proper and disinterested performance of this work, Blaine Tech Services, Inc. concentrates on objective data collection and does not participate in the interpretation of analytical results, the definition of geological or hydrological conditions, the formulation of recommendations, or the marketing of remedial systems.

Please call if you have any questions.

Yours truly,


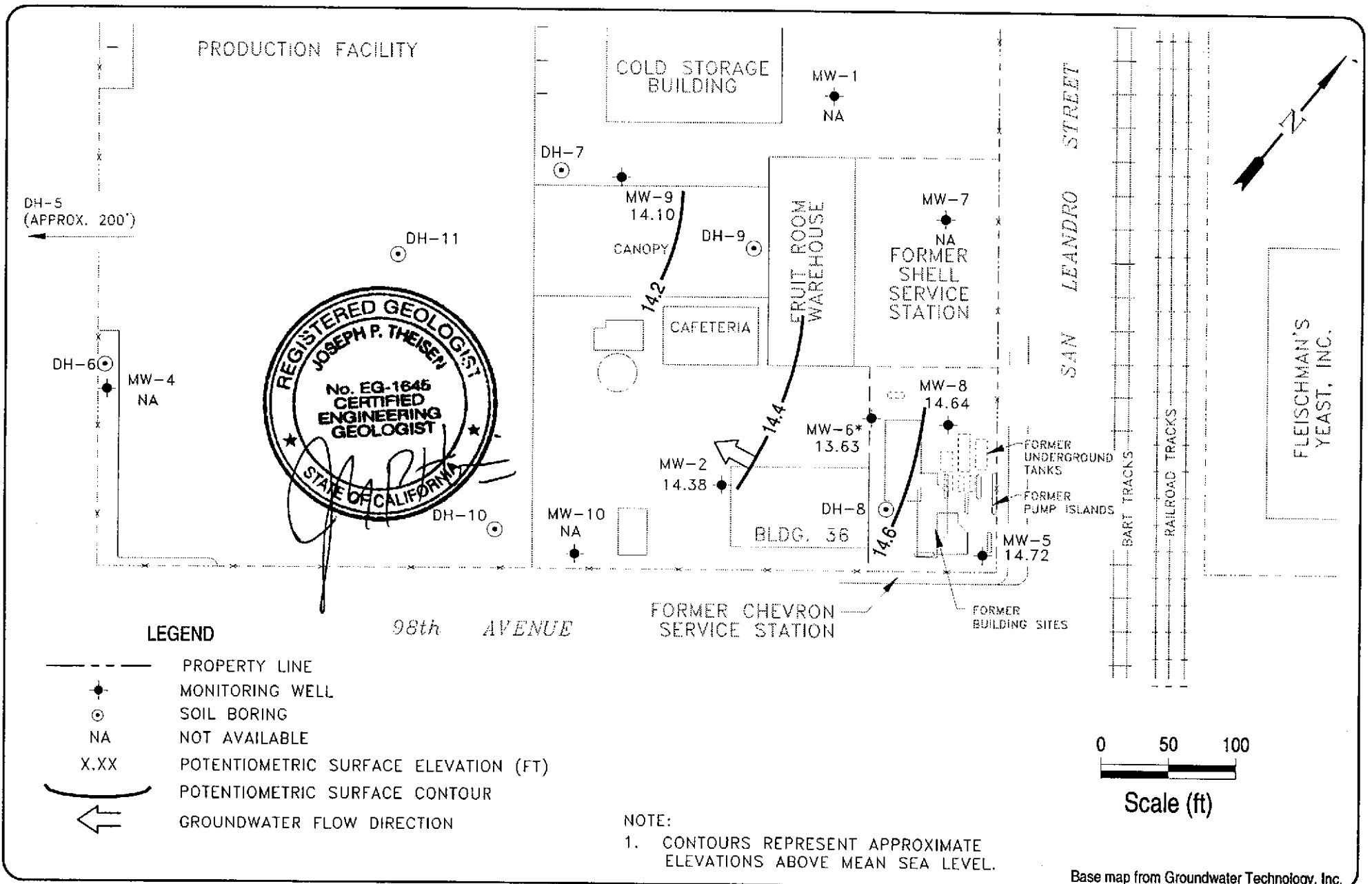
A handwritten signature in black ink, appearing to read "James Keller". The signature is fluid and cursive, with a large loop at the beginning.

James Keller
Vice President

JPK/lp

attachments: Professional Engineering Appendix
Cumulative Table of Field Data and Analytical Results
Analytical Appendix
Field Data Sheets

Professional Engineering Appendix



Chevron Facility 9-1723
 9757 San Leandro Street
 Oakland, California

VCHEVRON9-1723QM.DWG

Ground Water Elevation
 January 31, 1996

FIGURE
1

Table of Field Data and Analytical Results

Cumulative Table of Well Data and Analytical Results

Vertical Measurements are in feet.

Analytical results are in parts per billion (ppb)

DATE	Well Head Elev.	Ground Water Elev.	Depth To Water	Notes	TPH-Gasoline	Benzene	Toluene	Ethyl-Benzene	Xylene	Lead	MTBE
MW-1											
11/02/93	20.92	10.68	10.24	--	--	--	--	--	--	--	--
02/10/94	20.92	--	--	--	--	--	--	--	--	--	--
05/12/94	20.92	--	--	--	--	--	--	--	--	--	--
08/26/94	20.92	--	--	Suspended	--	--	--	--	--	--	--
MW-2											
11/02/93	21.31	10.83	10.48	--	--	--	--	--	--	--	--
02/10/94	21.31	--	--	--	--	--	--	--	--	--	--
05/12/94	21.31	11.94	9.37	--	390	6.8	2.0	6.3	14	--	--
08/26/94	21.31	--	--	Sampled Biannually	--	--	--	--	--	--	--
02/01/95	21.31	13.76	7.55	--	78	10	1.2	<0.5	0.51	--	--
08/02/95	21.31	11.53	9.78	--	100	3.5	<0.5	2.6	4.1	--	--
01/31/96	21.31	14.38	6.93	--	<50	<0.5	<0.5	<0.5	<0.5	--	<2.5
MW-4											
11/02/93	--	--	10.23	--	--	--	--	--	--	--	--
02/10/94	--	--	--	--	--	--	--	--	--	--	--
05/12/94	--	--	--	--	--	--	--	--	--	--	--
08/26/94	--	--	--	Suspended	--	--	--	--	--	--	--
MW-5											
11/02/93	21.84	11.15	10.69	--	790	43	3.4	22	12	<400	--
02/10/94	21.84	13.10	8.74	--	1400	52	3.0	50	40	--	--
05/12/94	21.84	12.40	9.44	--	1800	87	6.2	77	66	--	--
08/26/94	21.84	--	--	--	--	--	--	--	--	--	--
11/11/94	21.84	13.50	8.34	--	380	18	<1.0	18	11	--	--
02/01/95	21.84	14.32	7.52	--	570	36	0.59	21	11	--	--
05/18/95	21.84	12.87	8.97	--	590	29	1.0	16	9.8	--	--
08/02/95	21.84	11.98	9.86	--	210	9.2	<0.5	4.0	1.2	--	--
11/01/95	21.84	11.58	10.26	--	210	5.6	<0.5	1.9	<0.5	--	<2.5
01/31/96	21.84	14.72	7.12	--	1200	50	<5.0	19	29	--	<25

Cumulative Table of Well Data and Analytical Results

Vertical Measurements are in feet.

Analytical results are in parts per billion (ppb)

DATE	Well Head Elev.	Ground Water Elev.	Depth To Water	Notes	TPH-Gasoline	Benzene	Toluene	Ethyl-Benzene	Xylene	Lead	MTBE
MW-6											
11/02/93	21.71	10.93	10.78	--	300	19	1.8	2.5	5.0	<400	--
02/10/94	21.71	12.86	8.85	--	200	10	0.9	2.0	4.0	--	--
05/12/94	21.71	12.08	9.63	--	210	10	1.1	1.2	3.1	--	--
08/26/94	21.71	10.82	10.89	--	310	16	1.4	2.3	7.1	--	--
11/11/94	21.71	13.25	8.46	--	<50	1.3	<0.5	<0.5	1.0	--	--
02/01/95	21.71	14.02	7.69	--	<50	1.9	<0.5	<0.5	0.51	--	--
05/18/95	21.71	12.43	9.28	--	<50	8.2	<0.5	<0.5	<0.5	--	--
08/02/95	21.71	11.64	10.07	--	<50	2.3	<0.5	<0.5	<0.5	--	--
11/01/95	21.71	11.31	10.40	--	<50	<0.5	<0.5	<0.5	<0.5	--	<2.5
01/31/96	21.71	13.63	8.08	--	<50	0.98	<0.5	<0.5	<0.5	--	<2.5
MW-7											
11/02/93	20.95	10.88	10.07	--	--	--	--	--	--	--	--
02/10/94	20.95	--	--	--	--	--	--	--	--	--	--
05/12/94	20.95	--	--	--	--	--	--	--	--	--	--
08/26/94	20.95	--	--	Suspended	--	--	--	--	--	--	--
MW-8											
11/02/93	21.84	11.02	10.82	--	15,000	2000	440	420	1400	<400	--
02/10/94	21.84	12.97	8.87	--	6500	1200	380	250	7900	--	--
05/12/94	21.84	12.19	9.65	--	30,000	1400	2900	800	3800	--	--
08/26/94	21.84	10.90	10.94	--	17,000	720	200	330	930	--	--
11/11/94	21.84	13.38	8.46	--	6800	250	170	190	650	--	--
02/01/95	21.84	14.36	7.48	--	330	68	2.8	2.7	4.3	--	--
05/18/95	21.84	12.54	9.30	--	540	120	12	11	23	--	--
08/02/95	21.84	11.73	10.11	--	1100	150	9.7	20	40	--	--
11/01/95	21.84	11.36	10.48	--	1700	120	15	16	39	--	<5.0
01/31/96	21.84	14.64	7.20	--	57	5.3	<0.5	<0.5	<0.5	--	<2.5

Cumulative Table of Well Data and Analytical Results

Vertical Measurements are in feet.

Analytical results are in parts per billion (ppb)

DATE	Well Head Elev.	Ground Water Elev.	Depth To Water	Notes	TPH-Gasoline	Benzene	Toluene	Ethyl-Benzene	Xylene	Lead	MTBE
MW-9											
11/02/93	20.55	10.53	10.02	--	--	--	--	--	--	--	--
02/10/94	20.55	--	--	--	--	--	--	--	--	--	--
05/12/94	20.55	11.60	8.95	--	<50	<0.5	<0.5	<0.5	<0.5	--	--
08/26/94	20.55	--	--	Sampled Biannually	--	--	--	--	--	--	--
02/01/95	20.55	13.35	7.20	--	<50	<0.5	<0.5	<0.5	<0.5	--	--
08/02/95	20.55	11.22	9.33	--	<50	<0.5	<0.5	<0.5	<0.5	--	--
01/31/96	20.55	14.10	6.45	--	<50	<0.5	<0.5	<0.5	<0.5	--	<2.5
MW-10											
11/02/93	21.25	10.93	10.32	--	--	--	--	--	--	--	--
02/10/94	21.25	--	--	--	--	--	--	--	--	--	--
05/12/94	21.25	--	--	--	--	--	--	--	--	--	--
08/26/94	21.25	--	--	--	--	--	--	--	--	--	--
RINSATE											
02/10/94	--	--	--	--	<50	<0.5	<0.5	<0.5	<0.5	--	--
TRIP BLANK											
02/10/94	--	--	--	--	<50	<0.5	<0.5	<0.5	<0.5	--	--
05/12/94	--	--	--	--	<50	<0.5	<0.5	<0.5	<0.5	--	--
08/26/94	--	--	--	--	<50	<0.5	<0.5	<0.5	<0.5	--	--
11/11/94	--	--	--	--	<50	<0.5	<0.5	<0.5	<0.5	--	--
02/01/95	--	--	--	--	<50	<0.5	<0.5	<0.5	<0.5	--	--
05/18/95	--	--	--	--	<50	<0.5	<0.5	<0.5	<0.5	--	--
08/02/95	--	--	--	--	<50	<0.5	<0.5	<0.5	<0.5	--	--
11/01/95	--	--	--	--	<50	<0.5	<0.5	<0.5	<0.5	--	--
01/31/96	--	--	--	--	<50	<0.5	<0.5	<0.5	<0.5	--	<2.5

Note: Blaine Tech Services, Inc. began routine monitoring of the groundwater wells at this site on November 1, 1994.

Earlier field data and analytical results are drawn from the September 14, 1994 Groundwater Technology, Inc. report.

ABBREVIATIONS:

TPH = Total Petroleum Hydrocarbons

MTBE = Methyl t-Butyl Ether

Analytical Appendix



Blaine Technical Services 985 Timothy Drive San Jose, CA 95133 Attention: Jim Keller	Client Proj. ID: Chevron 9-1723/960131-T2 Sample Descript: MW2 Matrix: LIQUID Analysis Method: 8015Mod/8020 Lab Number: 9602022-01	Sampled: 01/31/96 Received: 02/01/96 Analyzed: 02/02/96 Reported: 02/14/96
---	--	---

QC Batch Number: GC020296BTEX21A
Instrument ID: GCHP21

Total Purgeable Petroleum Hydrocarbons (TPPH) with BTEX and MTBE

Analyte	Detection Limit ug/L	Sample Results ug/L
TPPH as Gas	50	N.D.
Methyl t-Butyl Ether	2.5	N.D.
Benzene	0.50	N.D.
Toluene	0.50	N.D.
Ethyl Benzene	0.50	N.D.
Xylenes (Total)	0.50	N.D.
Chromatogram Pattern:		
Surrogates	Control Limits %	% Recovery
Trifluorotoluene	70 130	86

Analytes reported as N.D. were not present above the stated limit of detection.

SEQUOIA ANALYTICAL - ELAP #1210


Peggy Penner
Project Manager





Blaine Technical Services 985 Timothy Drive San Jose, CA 95133 Attention: Jim Keller	Client Proj. ID: Chevron 9-1723/960131-T2 Sample Descript: MW5 Matrix: LIQUID Analysis Method: 8015Mod/8020 Lab Number: 9602022-02	Sampled: 01/31/96 Received: 02/01/96 Analyzed: 02/02/96 Reported: 02/14/96
---	--	---

QC Batch Number: GC020296BTEX21A
Instrument ID: GCHP21

Total Purgeable Petroleum Hydrocarbons (TPPH) with BTEX and MTBE

Analyte	Detection Limit ug/L	Sample Results ug/L
TPPH as Gas	500	1200
Methyl t-Butyl Ether	25	N.D.
Benzene	5.0	50
Toluene	5.0	N.D.
Ethyl Benzene	5.0	19
Xylenes (Total)	5.0	29
Chromatogram Pattern:		Gas

Surrogates	Control Limits %	% Recovery
Trifluorotoluene	70 130	78

Analytes reported as N.D. were not present above the stated limit of detection.

SEQUOIA ANALYTICAL - ELAP #1210


Peggy Penner
Project Manager





Blaine Technical Services 985 Timothy Drive San Jose, CA 95133 Attention: Jim Keller	Client Proj. ID: Chevron 9-1723/960131-T2 Sample Descript: MW6 Matrix: LIQUID Analysis Method: 8015Mod/8020 Lab Number: 9602022-03	Sampled: 01/31/96 Received: 02/01/96 Analyzed: 02/02/96 Reported: 02/14/96
---	--	---

QC Batch Number: GC020296BTEX21A
Instrument ID: GCHP21

Total Purgeable Petroleum Hydrocarbons (TPPH) with BTEX and MTBE

Analyte	Detection Limit ug/L	Sample Results ug/L
TPPH as Gas	50	N.D.
Methyl t-Butyl Ether	2.5	N.D.
Benzene	0.50	0.98
Toluene	0.50	N.D.
Ethyl Benzene	0.50	N.D.
Xylenes (Total)	0.50	N.D.
Chromatogram Pattern:		
Surrogates	Control Limits %	% Recovery
Trifluorotoluene	70 130	89

Analytes reported as N.D. were not present above the stated limit of detection.

SEQUOIA ANALYTICAL - ELAP #1210


Peggy Penner
Project Manager





Blaine Technical Services 985 Timothy Drive San Jose, CA 95133	Client Proj. ID: Chevron 9-1723/960131-T2 Sample Descript: MW8 Matrix: LIQUID Analysis Method: 8015Mod/8020 Lab Number: 9602022-04	Sampled: 01/31/96 Received: 02/01/96 Analyzed: 02/02/96 Reported: 02/14/96
--	--	---


QC Batch Number: GC020296BTEX21A
Instrument ID: GCHP21

Total Purgeable Petroleum Hydrocarbons (TPPH) with BTEX and MTBE

Analyte	Detection Limit ug/L	Sample Results ug/L
TPPH as Gas	50	57
Methyl t-Butyl Ether	2.5	N.D.
Benzene	0.50	5.3
Toluene	0.50	N.D.
Ethyl Benzene	0.50	N.D.
Xylenes (Total)	0.50	N.D.
Chromatogram Pattern: Unidentified HC		Gas <C8
Surrogates	Control Limits %	% Recovery
Trifluorotoluene	70 130	90

Analytes reported as N.D. were not present above the stated limit of detection.

SEQUOIA ANALYTICAL - ELAP #1210


Peggy Penner
Project Manager





Blaine Technical Services 985 Timothy Drive San Jose, CA 95133 Attention: Jim Keller	Client Proj. ID: Chevron 9-1723/960131-T2 Sample Descript: MW9 Matrix: LIQUID Analysis Method: 8015Mod/8020 Lab Number: 9602022-05	Sampled: 01/31/96 Received: 02/01/96 Analyzed: 02/02/96 Reported: 02/14/96
---	--	---

QC Batch Number: GC020296BTEX21A
Instrument ID: GCHP21

Total Purgeable Petroleum Hydrocarbons (TPPH) with BTEX and MTBE

Analyte	Detection Limit ug/L	Sample Results ug/L
TPPH as Gas	50	N.D.
Methyl t-Butyl Ether	2.5	N.D.
Benzene	0.50	N.D.
Toluene	0.50	N.D.
Ethyl Benzene	0.50	N.D.
Xylenes (Total)	0.50	N.D.
Chromatogram Pattern:		
Surrogates	Control Limits %	% Recovery
Trifluorotoluene	70 130	98

Analytes reported as N.D. were not present above the stated limit of detection.

SEQUOIA ANALYTICAL - ELAP #1210

Peggy Penner
Project Manager





Blaine Technical Services 985 Timothy Drive San Jose, CA 95133 Attention: Jim Keller	Client Proj. ID: Chevron 9-1723/960131-T2 Sample Descript: TB Matrix: LIQUID Analysis Method: 8015Mod/8020 Lab Number: 9602022-06	Sampled: 01/31/96 Received: 02/01/96 Analyzed: 02/02/96 Reported: 02/14/96
---	---	---

QC Batch Number: GC020296BTEX21A
Instrument ID: GCHP21

Total Purgeable Petroleum Hydrocarbons (TPPH) with BTEX and MTBE

Analyte	Detection Limit ug/L	Sample Results ug/L
TPPH as Gas	50	N.D.
Methyl t-Butyl Ether	2.5	N.D.
Benzene	0.50	N.D.
Toluene	0.50	N.D.
Ethyl Benzene	0.50	N.D.
Xylenes (Total)	0.50	N.D.
Chromatogram Pattern:		
Surrogates	Control Limits %	% Recovery
Trifluorotoluene	70 130	95

Analytes reported as N.D. were not present above the stated limit of detection.

SEQUOIA ANALYTICAL - ELAP #1210


Peggy Penner
Project Manager





Blaine Technical Services
985 Timothy Drive
San Jose, CA 95133
Attention: Jim Keller

Client Proj. ID: Chevron 9-1723/960131-T2

Received: 02/01/96

Lab Proj. ID: 9602022

Reported: 02/14/96

LABORATORY NARRATIVE

TPPH Note: Sample 9602022-02 was diluted 10-fold.

SEQUOIA ANALYTICAL


Peggy Penner
Project Manager





Blaine Tech Services, Inc. 985 Timothy Drive San Jose, CA 95133 Attention: Jim Keller	Client Project ID: Chevron 9-1723/960131-T2 Matrix: Liquid Work Order #: 9602022 -01-06	Reported: Feb 14, 1996
--	---	------------------------

QUALITY CONTROL DATA REPORT

Analyte:	Benzene	Toluene	Ethyl Benzene	Xylenes
QC Batch#:	GC020296BTEX21A	GC020296BTEX21A	GC020296BTEX21A	GC020296BTEX21A
Analy. Method:	EPA 8020	EPA 8020	EPA 8020	EPA 8020
Prep. Method:	EPA 5030	EPA 5030	EPA 5030	EPA 5030

Analyst:	J. Woo	J. Woo	J. Woo	J. Woo
MS/MSD #:	9601C5301	9601C5301	9601C5301	9601C5301
Sample Conc.:	N.D.	N.D.	N.D.	N.D.
Prepared Date:	2/2/96	2/2/96	2/2/96	2/2/96
Analyzed Date:	2/2/96	2/2/96	2/2/96	2/2/96
Instrument I.D.#:	GCHP21	GCHP21	GCHP21	GCHP21
Conc. Spiked:	10 µg/L	10 µg/L	10 µg/L	30 µg/L
Result:	9.5	9.0	8.2	24
MS % Recovery:	95	90	82	80
Dup. Result:	11	11	11	32
MSD % Recov.:	110	110	110	107
RPD:	15	20	29	29
RPD Limit:	0-50	0-50	0-50	0-50

LCS #:	BLK020296	BLK020296	BLK020296	BLK020296
Prepared Date:	2/2/96	2/2/96	2/2/96	2/2/96
Analyzed Date:	2/2/96	2/2/96	2/2/96	2/2/96
Instrument I.D.#:	GCHP21	GCHP21	GCHP21	GCHP21
Conc. Spiked:	10 µg/L	10 µg/L	10 µg/L	30 µg/L
LCS Result:	10	10	10	31
LCS % Recov.:	100	100	100	103

MS/MSD LCS Control Limits	71-133	72-128	72-130	71-120
---------------------------	--------	--------	--------	--------

Please Note:
The LCS is a control sample of known, interferent-free matrix that is analyzed using the same reagents, preparation, and analytical methods employed for the samples. The matrix spike is an aliquot of sample fortified with known quantities of specific compounds and subjected to the entire analytical procedure. If the recovery of analytes from the matrix spike does not fall within specified control limits due to matrix interference, the LCS recovery is to be used to validate the batch.

SEQUOIA ANALYTICAL

Peggy Penner
Project Manager

** MS = Matrix Spike, MSD = MS Duplicate, RPD = Relative % Difference

9602022.BLA <1>



Fax copy of Lab Report and COC to Chevron Contact: Yes No

Chain-of-Custody-Record

Chevron Facility Number 9-1723
 Facility Address 9757 San Leandro St., Oakland, CA
 Consultant Project Number 960131-T2
 Consultant Name Blaine Tech Services, Inc.
 Address 985 Timothy Dr., San Jose, CA 95133
 Project Contact (Name) Jim Keller
 (Phone) (408) 995-5535 (Fax Number) 293-8773

Chevron Contact (Name) Kenneth Kan
 (Phone) (510) 842-8752
 Laboratory Name Sequoia
 Laboratory Release Number 2107021
 Samples Collected by (Name) Mike Toi
 Collection Date 1-31-96
 Signature m/ubolall

9602022

Analysees To Be Performed

Sample Number	Lab Sample Number	Number of Containers	Method S = Soil W = Water A = Air C = Charcoal	Type C = Grab G = Composite D = Discrete	Time	Sample Preservation	Iced (Yes or No)	Analyses To Be Performed													DO NOT BILL FOR TB-LB. Remarks				
								BTEX + TPH GAS (8020 + 8015)	TPH Diesel (8015)	Oil and Greases (5520)	Purgeable Halocarbons (8010)	Purgeable Aromatics (8020)	Purgeable Organics (8240)	Extractable Organics (8270)	Metals Cd, Cr, Pb, Zn, Ni (ICAP or AA)										
MW2	1 AC	3	W		13:25	HCL	Y	X																	
MW5	2	3	W		12:15	HCL	Y	X																	
MW6	3	3	W		13:05	HCL	Y	X																	
MW8	4	3	W		13:45	HCL	Y	X																	
MW9	5	3	W		12:45	HCL	Y	X																	
TB	6 A-B	2	W			HCL	Y	X																	

MTBE

Page - 120

42 91/AHC

Relinquished By (Signature) <i>m/ubolall</i>	Organization BTS	Date/Time 2/1/96 11:00	Received By (Signature) <i>Shoss</i>	Organization S&G	Date/Time 2/1/96 11:00
Relinquished By (Signature) <i>Shoss</i>	Organization S&G	Date/Time 2/1/96	Received By (Signature)	Organization	Date/Time
Relinquished By (Signature)	Organization	Date/Time	Received For Laboratory By (Signature) <i>Shoss</i>	Organization Sequoia	Date/Time 2/1/96 12:03

Turn Around Time (Circle Choice)
 24 Hrs.
 48 Hrs.
 5 Days
 10 Days
As Contracted

Field Data Sheets

CHEVRON WELL MONITORING DATA SHEET

Project #: 960131-TL	Station #: 9-1723
Sampler: MT	Start Date: 4/31
Well I.D.: MW2	Well Diameter: (circle one) <u>2</u> 3 4 6
Total Well Depth: Before 22.00 After	Depth to Water: Before 6.93 After
Depth to Free Product:	Thickness of Free Product (feet):
Measurements referenced to:	<input checked="" type="checkbox"/> VVC <input type="checkbox"/> Grade <input type="checkbox"/> Other:

Well Diameter	VCF	Well Diameter	VCF
1"	0.04	6"	1.47
2"	0.16	8"	2.61
3"	0.37	10"	4.08
4"	0.65	12"	5.87
5"	1.02	16"	10.43

<u>2.4</u>	\times	<u>3</u>	$=$	<u>7.2</u>
1 Case Volume		Specified Volumes		gallons

Purging: Bailer
 Disposable Bailer
 Middleburg
 Electric Submersible
 Extraction Pump
 Other _____

Sampling: Bailer
 Disposable Bailer
 Extraction Port
 Other _____

TIME	TEMP. (F)	pH	COND.	TURBIDITY:	VOLUME REMOVED:	OBSERVATIONS:
13:12	57.4	6.8	1400	—	2.5	
13:15	56.1	6.5	1200	—	5	
13:18	55.4	6.6	1200	—	7.5	

Did Well Dewater? NO If yes, gals. Gallons Actually Evacuated: 7.5

Sampling Time: 13:25 Sampling Date: 4/31

Sample I.D.: MW2 Laboratory: SEQ

Analyzed for: TPH-G BTEX (Circle) TPH-D OTHER: MTBE

Duplicate I.D.: Cleaning Blank I.D.:

Analyzed for: TPH-G BTEX TPH-D OTHER: (Circle)

CHEVRON WELL MONITORING DATA SHEET

Project #: 960131-T2		Station #: 9-1723	
Sampler: MT		Start Date: 1/31	
Well I.D.: WWS		Well Diameter: (circle one) <u>2</u> 3 4 6	
Total Well Depth: Before 17.53 After		Depth to Water: Before 7.12 After	
Depth to Free Product:		Thickness of Free Product (feet):	
Measurements referenced to: <u>EVC</u> Grade Other:			

Well Diameter	VCF	Well Diameter	VCF
1"	0.04	6"	1.47
2"	0.16	8"	2.61
3"	0.37	10"	4.08
4"	0.65	12"	5.87
5"	1.02	16"	10.43

<u>1.7</u>	x	<u>3</u>	=	<u>5.1</u>	gallons
1 Case Volume		Specified Volumes			

Purging: Bailer Disposable Bailer <input checked="" type="checkbox"/> X Middleburg Electric Submersible Extraction Pump Other _____	Sampling: Bailer Disposable Bailer <input checked="" type="checkbox"/> X Extraction Port Other _____
--	---

TIME	TEMP. (F)	pH	COND.	TURBIDITY:	VOLUME REMOVED:	OBSERVATIONS:
12:01	61.0	7.0	1000	-	2	
12:04	60.1	7.0	1000	-	4	
12:07	59.8	7.0	1000	-	5.5	

Did Well Dewater? NO If yes, gals. Gallons Actually Evacuated: 5.5

Sampling Time: 12:15 Sampling Date: 1/31

Sample I.D.: WWS Laboratory: SEQ

Analyzed for: TPH-G BTEX TPH-D OTHER: MTBE
(Circle)

Duplicate I.D.: Cleaning Blank I.D.:

Analyzed for: TPH-G BTEX TPH-D OTHER:
(Circle)

CHEVRON WELL MONITORING DATA SHEET

Project #: 960131-T2	Station #: 9-1723
Sampler: MT	Start Date: 1/31
Well I.D.: MW6	Well Diameter: (circle one) <u>2</u> 3 4 6
Total Well Depth: Before 19.9 19.9 After	Depth to Water: Before 8.08 After
Depth to Free Product:	Thickness of Free Product (feet):
Measurements referenced to: <u>PVC</u>	Grade Other:

Well Diameter	VCF	Well Diameter	VCF
1"	0.04	6"	1.47
2"	0.16	8"	2.61
3"	0.37	10"	4.08
4"	0.65	12"	5.87
5"	1.02	16"	10.43

<u>1.8</u>	x	<u>3</u>	=	<u>5.4</u>	gallons
1 Case Volume		Specified Volumes			

Purging: Bailer Disposable Bailer <input checked="" type="checkbox"/> Middleburg Electric Submersible Extraction Pump Other _____	Sampling: Bailer Disposable Bailer <input checked="" type="checkbox"/> Extraction Port Other _____
--	---

TIME	TEMP. (F)	pH	COND.	TURBIDITY:	VOLUME REMOVED:	OBSERVATIONS:
12:53	63.2	6.4	1100	—	2	
12:54	61.8	6.6	1100	—	4	
12:59	60.0	6.5	1000	—	5.5	

Did Well Dewater? <u>No</u> If yes, gals.	Gallons Actually Evacuated: <u>5.5</u>
Sampling Time: <u>13:05</u>	Sampling Date: <u>1/31</u>
Sample I.D.: <u>MW6</u>	Laboratory: <u>SEQ</u>
Analyzed for: <u>TPH-G BTEX</u> TPH-D OTHER: <u>MTBE</u>	
Duplicate I.D.:	Cleaning Blank I.D.:
Analyzed for: <u>TPH-G BTEX</u> TPH-D OTHER:	

CHEVRON WELL MONITORING DATA SHEET

Project #: 960131-T2	Station #: 9-1723
Sampler: NAF	Start Date: 1/31
Well I.D.: MW8	Well Diameter: (circle one) <u>2</u> 3 4 6
Total Well Depth: Before 18.98 After	Depth to Water: Before 7.20 After
Depth to Free Product:	Thickness of Free Product (feet):
Measurements referenced to: <u>PVC</u>	Grade Other:

Well Diameter	VCF	Well Diameter	VCF
1"	0.04	6"	1.47
2"	0.16	8"	2.61
3"	0.37	10"	4.08
4"	0.65	12"	5.87
5"	1.02	16"	10.43

<u>1.9</u>	x	<u>3</u>	=	<u>5.7</u>
1 Case Volume		Specified Volumes		gallons

Purging: Bailer
 Disposable Bailer
 Middleburg
 Electric Submersible
 Extraction Pump
 Other _____

Sampling: Bailer
 Disposable Bailer
 Extraction Port
 Other _____

TIME	TEMP. (F)	pH	COND.	TURBIDITY:	VOLUME REMOVED:	OBSERVATIONS:
13:33	60.2	6.4	1000	-	2	
13:36	60.1	6.3	900	-	4	
13:39	60.2	6.3	1000	-	6	

Did Well Dewater? NO If yes, gals. Gallons Actually Evacuated: 6

Sampling Time: 13:45 Sampling Date: 1/31

Sample I.D.: MW8 Laboratory: SEQ

Analyzed for: TPH-G BTEX TPH-D OTHER: MTBE
 (Circle)

Duplicate I.D.: Cleaning Blank I.D.:

Analyzed for: TPH-G BTEX TPH-D OTHER:
 (Circle)

CHEVRON WELL MONITORING DATA SHEET

Project #: 960031-T2	Station #: 9-1723
Sampler: MCT	Start Date: 1/31
Well I.D.: MW9	Well Diameter: (circle one) 2 3 <u>4</u> 6
Total Well Depth: Before 20.15 After	Depth to Water: Before 6.45 After
Depth to Free Product:	Thickness of Free Product (feet):
Measurements referenced to: <u>PVC</u>	Grade Other:

Well Diameter	VCF	Well Diameter	VCF
1"	0.04	6"	1.47
2"	0.16	8"	2.61
3"	0.37	10"	4.08
4"	0.65	12"	5.87
5"	1.02	16"	10.43

<u>9</u>	\times	<u>3</u>	$=$	<u>27</u>
1 Case Volume		Specified Volumes		gallons

Purging: Bailer Disposable Bailer X Middleburg Electric Submersible X Extraction Pump Other _____	Sampling: Bailer Disposable Bailer X Extraction Port Other _____
--	--

TIME	TEMP. (F)	pH	COND.	TURBIDITY:	VOLUME REMOVED:	OBSERVATIONS:
12:33	59.0	6.7	1000	-	9	
12:35	58.4	6.6	1000	-	18	
12:37	58.4	6.6	1000	-	27	

Did Well Dewater? NO If yes, gals. Gallons Actually Evacuated: 27

Sampling Time: 12:45 Sampling Date: 1/31

Sample I.D.: MW9 Laboratory: SEC

Analyzed for: TPH-G BTEX TPH-D OTHER: MTBE
(Circle)

Duplicate I.D.: Cleaning Blank I.D.:

Analyzed for: TPH-G BTEX TPH-D OTHER:
(Circle)