



**Nicole M. Arceneaux**  
Project Manager  
Marketing Business Unit

**Chevron Environmental  
Management Company**  
6101 Bollinger Canyon Road  
San Ramon, CA 94583  
Tel (925) 790-6912  
nicole.arceneaux@chevron.com

October 7, 2014

Alameda County Health Care Services Agency  
Environmental Health Services  
Environmental Protection  
1131 Harbor Bay Parkway, Suite 250  
Alameda, California 94502-6577

**Re: 76 Service Station No. 1156 (351645)  
4276 MacArthur Boulevard, Oakland, California**

**ACEH Fuel Leak Case No. RO0000409  
RWQCB Case No. 01-2474  
GeoTracker Global ID T0600102279**

I have reviewed the attached report dated October 7, 2014.

I agree with the conclusions and recommendations presented in the referenced report. The information in this report is accurate to the best of my knowledge and all local Agency/Regional Board guidelines have been followed. This report was prepared by AECOM, upon whose assistance and advice I have relied.

This letter is submitted pursuant to the requirements of California Water Code Section 13257(b)(1) and the regulating implementation entitled Appendix A pertaining thereto.

I declare under penalty of perjury that the foregoing is true and correct to the best of my knowledge.

Sincerely,

A handwritten signature in blue ink, appearing to read "Nicole Arceneaux".

Nicole Arceneaux  
Project Manager

Attachment: *Third Quarter 2014 Semiannual Groundwater Monitoring and Sampling Report*

October 7, 2014

Mr. Jerry Wickham, PG, CEG, CHG  
Senior Hazardous Materials Specialist  
Alameda County Health Care Services Agency  
Environmental Health Services  
Environmental Protection  
1131 Harbor Bay Parkway, Suite 250  
Alameda, California 94502-6577  
(via internet upload)

**Subject: Third Quarter 2014 Semiannual Groundwater Monitoring and Sampling Report  
76 Service Station No. 1156 (351645)  
4276 MacArthur Boulevard, Oakland, California  
Fuel Leak Case No. RO0000409 and GeoTracker Global ID T0600102279**

Dear Mr. Wickham:

On behalf of Chevron Environmental Management Company's (EMC's) affiliate, Union Oil Company of California ("Union Oil"), AECOM is pleased to submit this third quarter 2014 semiannual groundwater monitoring and sampling report for the site located at 4276 West MacArthur Boulevard in Oakland, California (**Figure 1**).

The locations of site features are illustrated on **Figure 2**. Groundwater monitoring is conducted to evaluate the distribution of petroleum hydrocarbon constituents in groundwater beneath the site. The fieldwork was performed by Gettler-Ryan Inc. (GR). This report summarizes results for the groundwater samples collected from the wells associated with the site during the third quarter of 2014.

### **Groundwater Level Measurements**

Well construction details are presented in **Table 1**. Depth to groundwater measurements were recorded for 10 on-site monitoring wells (MW-1B, MW-2B, MW-3B, MW-4B, MW-9A, MW-9B, MW-10A, MW-10B, MW-10S, MW-11A, MW-11B, and MW-11S) and for two off-site monitoring wells (MW-5 and MW-7) on July 22, 2014, and are presented in **Table 2**. Groundwater measurements were used to construct a groundwater elevation contour map included as **Figure 3**. The depth to groundwater ranged from 3.13 (MW-5) to 9.41 (MW-10A) feet below the top of well casings.

The groundwater flow direction on-site was calculated to flow northwest across the site, and southwest off-site with an average hydraulic gradient of approximately 0.06 feet per foot (ft/ft). Groundwater elevation data collected from the recently installed shallow monitoring wells are consistent with the determined flow direction and gradient. The groundwater flow direction and gradient are similar to the first quarter 2014 monitoring event (0.07 ft/ft, west-southwest). Copies of the groundwater sampling/purge logs are included in **Attachment 1**.

### **Groundwater Sampling and Analytical Results**

Groundwater samples were collected from wells MW-3B, MW-9A, MW-10A, MW-10B, MW-11A, MW-11B, and MW-11S. Wells MW-1B, MW-2B, MW-4B, MW-5, MW-7, and MW-9B are sampling during the first quarter. Well MW-10S had insufficient water to sample. The groundwater samples

were submitted to BC Laboratories, Inc. in Bakersfield, California, for analysis of total petroleum hydrocarbons (TPH)-gasoline range organics (TPH-GRO) by Environmental Protection Agency (EPA) by EPA Method 8015B; TPH-diesel range organics by EPA Method 8015BTPHd with silica gel cleanup; benzene, toluene, ethylbenzene, total xylenes (BTEX), and fuel oxygenate compounds: methyl t-butyl ether (MTBE), diisopropyl ether (DIPE), ethyl t-butyl ether (ETBE), t-amyl methyl ether (TAME), t-butyl alcohol (TBA), 1,2-dibromoethane (EDB), 1,2-dichloroethane (EDC), and ethanol by EPA Method 8260B; and oil and grease by EPA Method 1664A HEM. The samples were also analyzed for monitored natural attenuation (MNA) parameters: methane by Method RSK-175M, nitrate as NO<sub>3</sub>, and sulfate by EPA Method 300.0; ferrous iron (Iron [II] Species) by Method SM-3500-FeD, and dissolved manganese by EPA Method 200.8.

Groundwater sampling results from this sampling event for oil and grease, TPH-DRO, TPH-GRO, BTEX, MTBE, TBA, ethanol, EDC, DIPE, ETBE, and TAME are summarized in **Tables 2 and 3**. MNA parameters are summarized in **Table 4**. Historical groundwater sampling results for these compounds are provided in **Tables 5 through 7**. Additional historical analytes are provided in **Tables 8a through 8k**. A map depicting dissolved-phase concentrations of TPH-DRO, TPH-GRO, BTEX, MTBE, and TBA in groundwater on July 22, 2014, is included as **Figure 4**. A copy of the certified laboratory analytical report with chain-of-custody documentation is included in **Attachment 2**.

The most recent monitoring data (third quarter 2014) for adjacent Former Shell Service Station No. 13-5701 (ACEH Case No. RO0000486, 4255 MacArthur Boulevard) is included as **Attachment 3** for reference.

### **Interpretation of Groundwater Data and Recommendations for Future Action**

Historical site assessments indicated the presence of a confined aquifer under hydrostatic pressure based on the initial depth to water during well installations. Soil observed during installation of the shallow monitoring wells (MW-9A/B, MW-10A/B, and MW-11A/B) was interpreted to be dry from approximately 11.5 to 16 feet below ground surface (ft. bgs), at which point the soil appeared to be moist.

High-plasticity clays were observed for most soil borings from grade to total depth (15 to 20 ft. bgs), which suggests a misinterpretation of static water during drilling activities. Following a review of historical boring logs, shallow depth to water was verified at several locations (SB-1, SB-4, SB-5, and SB-15), and almost all boring logs indicate high moisture content from approximately 5 ft. bgs and deeper. Based on historical soil boring logs, and well installation in March 2013, AECOM concluded that the lithology beneath the site is relatively fine-grained; however, the aquifer is generally unconfined.

Shallow monitoring wells (MW-9A/B, MW-10A/B, and MW-11A/B) exhibited a hydraulic head consistent with those installed to 25 ft. bgs. Recharge occurred after purging during the most recent monitoring event.

Current groundwater analytical data (MW-9A/B, MW-10A/B, and MW-11A/B) indicates a non-uniform vertical distribution of groundwater impacts, likely due to the fine-grained nature of the subsurface soil. Although concentrations for the shallowest-screened wells (10 to 15 ft. bgs) are the highest, horizontal migration appears to be impeded by the soil type, as the plume appears to be largely contained to the site boundaries. Off-site, downgradient wells (MW-5 and MW-7) are screened from 5 to 25 ft. bgs. Both wells have exhibited a declining trend for TPH-GRO, benzene,

and MTBE since installation in 2001, suggesting that plume migration from the site is not occurring. In addition, the vertical migration of hydrocarbons appears to be limited. Impacts for deep-screened wells (20 to 25 ft. bgs) are as much as four orders of magnitude less than those observed for the shallow-screened wells (10 to 15 ft. bgs).

Groundwater samples collected on July 22, 2014, were analyzed for MNA parameters including methane, nitrate, sulfate, ferrous iron, and dissolved manganese, to evaluate if natural attenuation by anaerobic biodegradation is occurring beneath the site. Based on the analytical results for MNA parameters, depleted concentrations of nitrate and sulfate (electron donors for anaerobic reduction) were observed for wells within the dissolved-phase hydrocarbon plume. Additionally, ferrous iron and dissolved manganese concentrations (byproducts of anaerobic reduction) are generally elevated for wells within the dissolved-phase hydrocarbon plume. Within the source area, methane (product of anaerobic hydrocarbon digestion) is also found to be elevated. These geochemical trends are indicative of anaerobic biodegradation occurring within the dissolved-phase hydrocarbon plume.

#### Activities Completed for This Period

GR conducted groundwater monitoring and sampling on July 22, 2014.

#### Activities Planned for Next Period

The next groundwater monitoring and sampling event will be conducted in January 2015, and will be coordinated with adjacent Former Shell Service Station No. 13-5701.

#### Remarks/Signatures

The interpretations in this report represent AECOM's professional opinions and are based, in part, on the information supplied by the client. These opinions are based on currently available information and are arrived at in accordance with currently accepted hydrogeologic and engineering practices at this time and location. Other than this, no warranty is implied or intended.

If you have any questions regarding this project, please contact Chad Roper at (805) 764-4027.

Sincerely,



Chad Roper, PhD  
Project Manager



Dana Files, PG No. 8410  
Project Geologist



10-7-14

ecs: Ms. Nicole Arceneaux, EMC (via electronic copy)  
Mr. Rajan Goswamy, property owner (via email)

Enclosures:

**Figures**

- Figure 1 - Site Location Map
- Figure 2 - Site Plan
- Figure 3 - Third Quarter 2014 Groundwater Elevation Contour Map
- Figure 4 - Third Quarter 2014 Groundwater Analytical Data Map

**Tables**

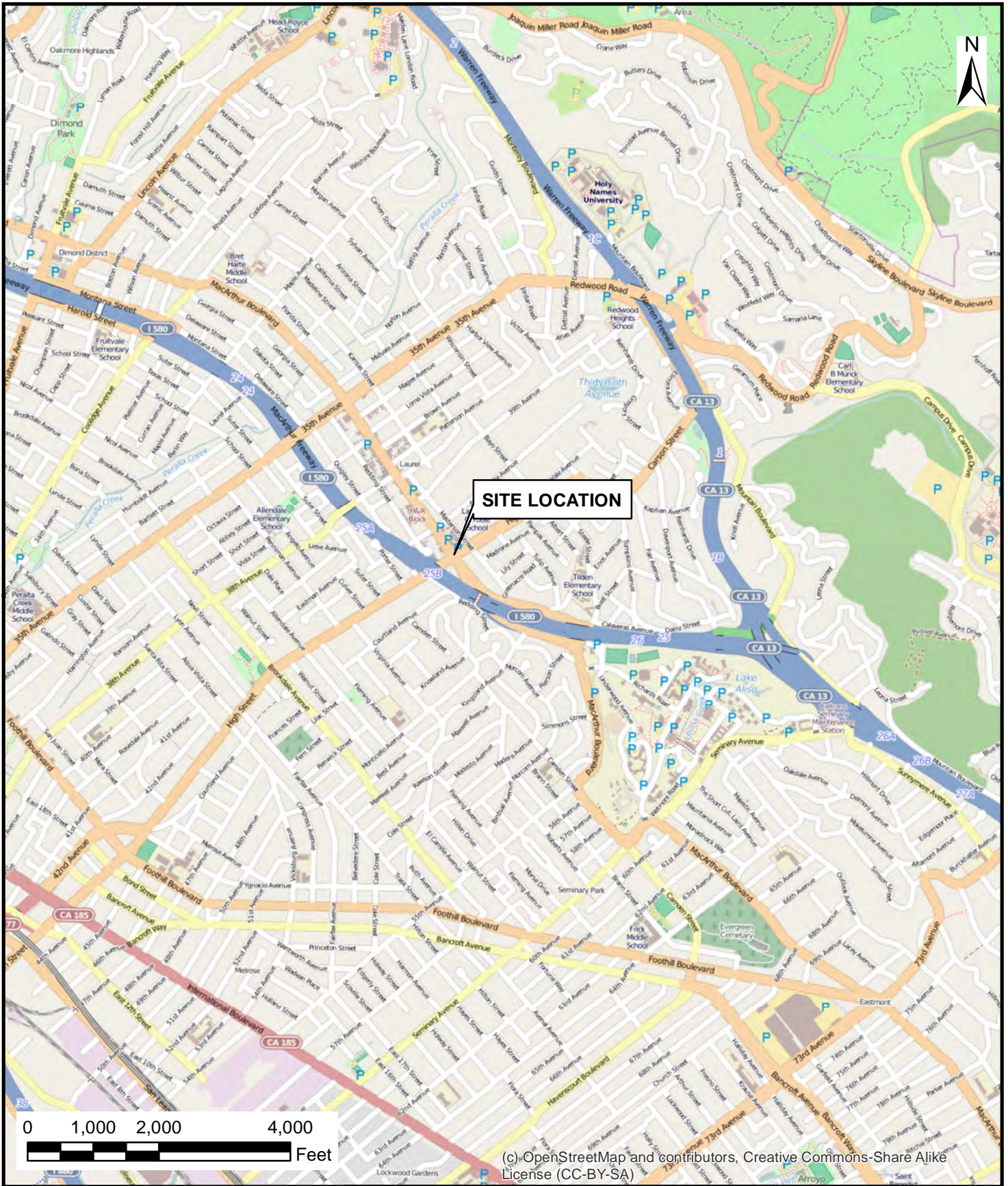
- Table 1 - Well Construction Details
- Table 2 - Current Groundwater Monitoring Data and Analytical Results
- Table 3 - Current Groundwater Analytical Results – Oxygenate Compounds
- Table 4 - Current Groundwater Analytical Results – Monitored Natural Attenuation Parameters
- Table 5 - Historical Groundwater Monitoring Data and Analytical Results
- Table 6 - Historical Groundwater Analytical Results – Oxygenate Compounds
- Table 7 - Historical Groundwater Analytical Results – Monitored Natural Attenuation Parameters
- Table 8a - Historical Groundwater Analytical Results – Additional Analytes
- Table 8b - Historical Groundwater Analytical Results – Additional Analytes
- Table 8c - Historical Groundwater Analytical Results – Additional Analytes
- Table 8d - Historical Groundwater Analytical Results – Additional Analytes
- Table 8e - Historical Groundwater Analytical Results – Additional Analytes
- Table 8f - Historical Groundwater Analytical Results – Additional Analytes
- Table 8g - Historical Groundwater Analytical Results – Additional Analytes
- Table 8h - Historical Groundwater Analytical Results – Additional Analytes
- Table 8i - Historical Groundwater Analytical Results – Additional Analytes
- Table 8j - Historical Groundwater Analytical Results – Additional Analytes
- Table 8k - Historical Groundwater Analytical Results – Additional Analytes

**Attachments:**

- Attachment 1 - Groundwater Sampling/Purge Logs
- Attachment 2 - Laboratory Analytical Report and Chain-of-Custody Documentation
- Attachment 3 - Adjacent Site Monitoring Data – Former Shell Service Station No. 13-5701, 4255  
MacArthur Boulevard, Oakland, California

## FIGURES





(c) OpenStreetMap and contributors, Creative Commons-Share Alike License (CC-BY-SA)

**AECOM**  
 AECOM  
 1220 AVENIDA ACASO  
 CAMARILLO, CALIFORNIA 93012  
 PHONE: 805.388.3775  
 FAX: 805.388.3577  
 WEB: HTTP://WWW.AECOM.COM

**SITE LOCATION MAP**  
 76 Service Station No. 1156 (351645)  
 4276 MacArthur Boulevard  
 Oakland, California

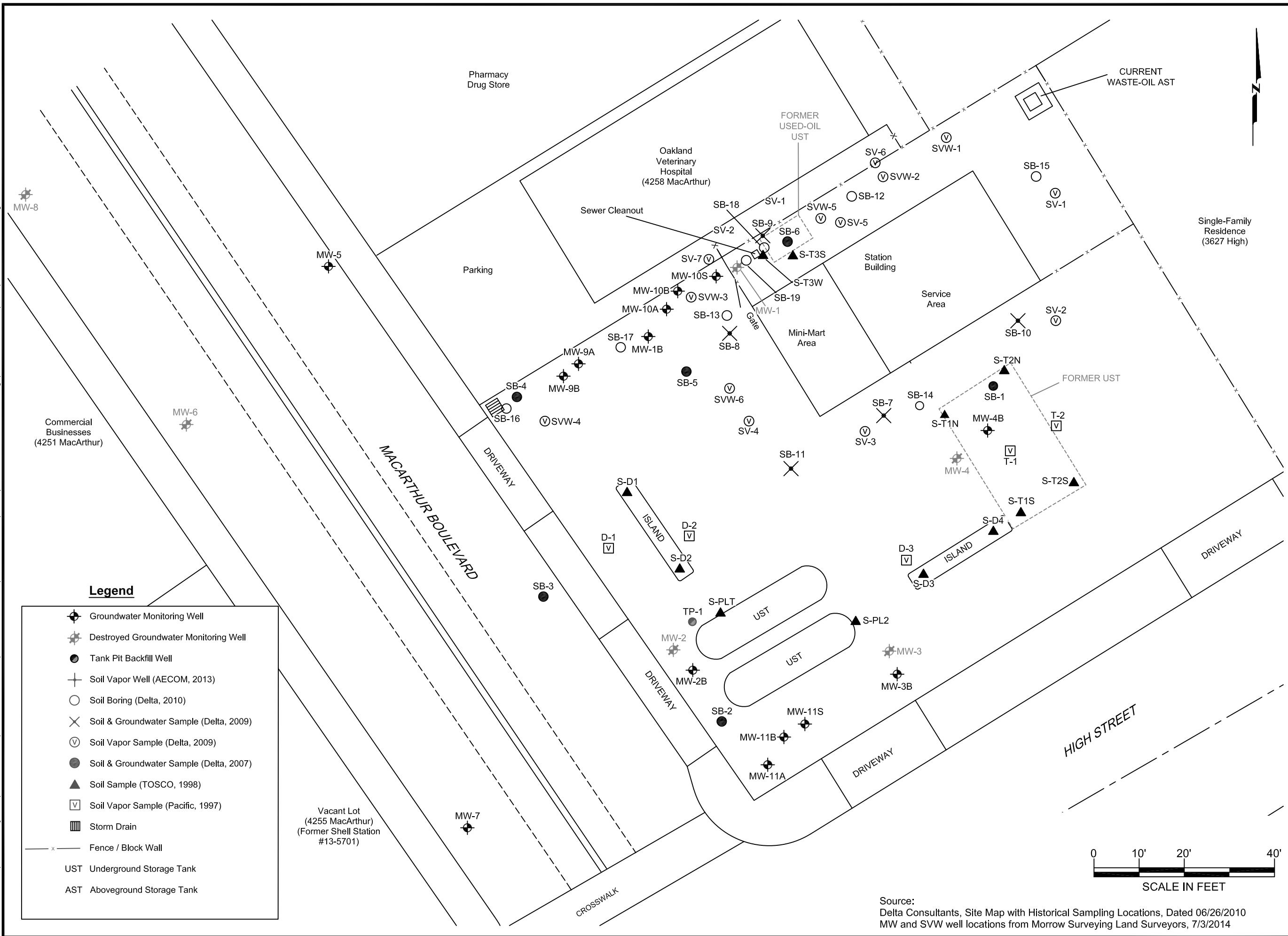
FIGURE NUMBER:

1

DRAWN BY:	DATE:	PROJECT NUMBER:	SHEET NUMBER:
M. Scop	08/06/2014	60313673	1 of 1



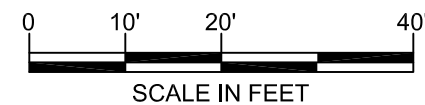
FILENAME: J:\Client-Projects\76\_Products\Oakland\7.0\_Deliverables\7.2\_CADD-Graphics\Groundwater Monitoring\2014 3Q GWM\CAD\351645 3Q14.dwg



**Legend**

- ⊕ Groundwater Monitoring Well
- ⊕ Destroyed Groundwater Monitoring Well
- Tank Pit Backfill Well
- ⊕ Soil Vapor Well (AECOM, 2013)
- Soil Boring (Delta, 2010)
- ⊗ Soil & Groundwater Sample (Delta, 2009)
- ⊕ Soil Vapor Sample (Delta, 2009)
- Soil & Groundwater Sample (Delta, 2007)
- ▲ Soil Sample (TOSCO, 1998)
- ⊕ Soil Vapor Sample (Pacific, 1997)
- ▨ Storm Drain
- x- Fence / Block Wall
- UST Underground Storage Tank
- AST Aboveground Storage Tank

Vacant Lot  
(4255 MacArthur)  
(Former Shell Station  
#13-5701)



Source:  
Delta Consultants, Site Map with Historical Sampling Locations, Dated 06/26/2010  
MW and SVW well locations from Morrow Surveying Land Surveyors, 7/3/2014

DESIGNED BY:	NO.:	DESCRIPTION:	DATE:	BY:
C. Roper				
DRAWN BY:				
M. Scop				
CHECKED BY:				
B. Evans				
APPROVED BY:				
B. Evans				

**AECOM**

AECOM  
1220 AVENIDA ACASO  
CAMARILLO, CALIFORNIA 93012  
PHONE: (805) 388-3775  
FAX: (805) 388-3577

**Site Plan**

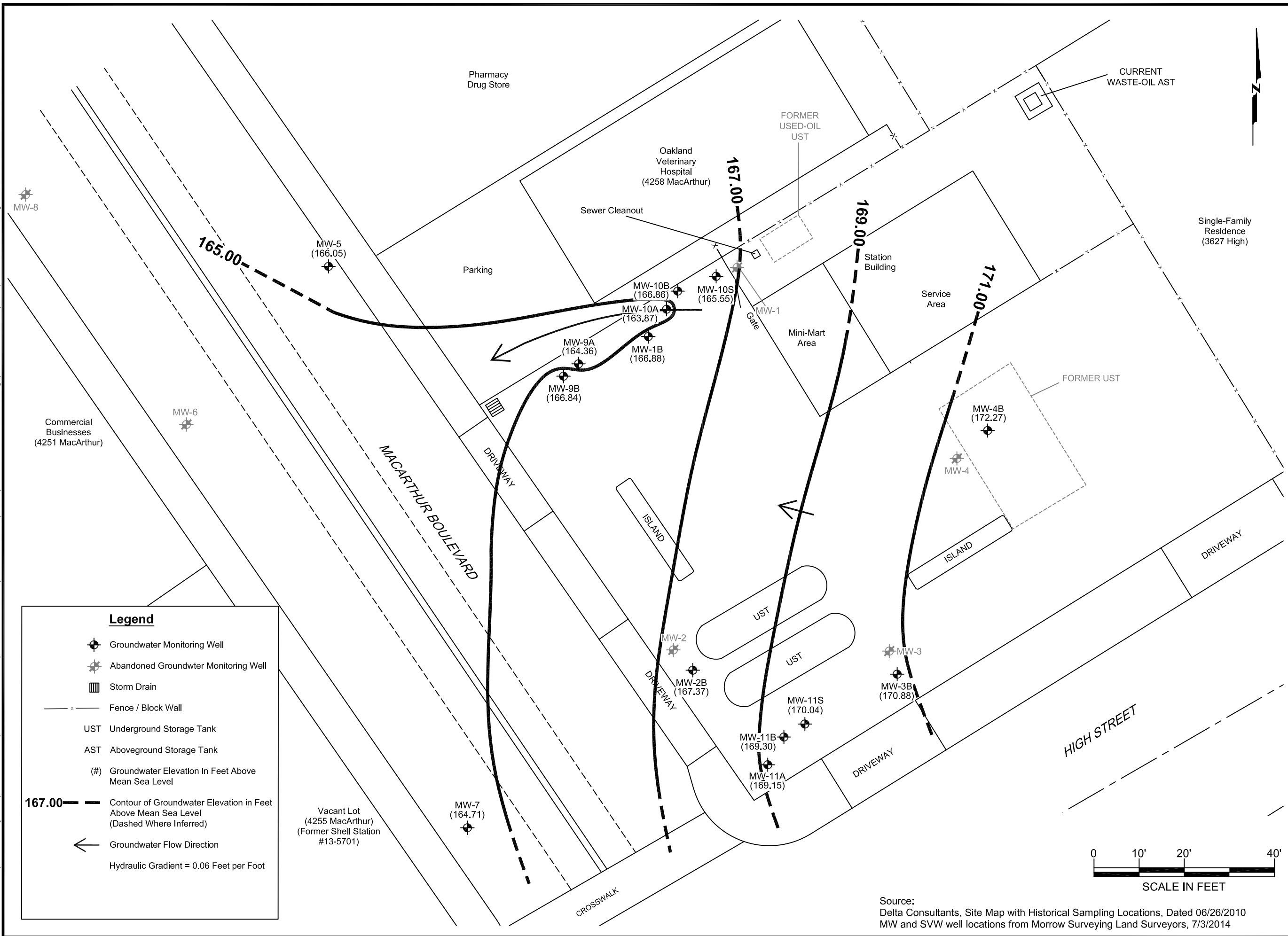
76 Service Station No. 1156 (351645)  
4276 MacArthur Boulevard  
Oakland, California

SCALE: 1" = 20'  
DATE: 08/05/2014  
PROJECT NUMBER: 60314377

FIGURE NUMBER:	<b>2</b>
SHEET NUMBER:	1 of 1



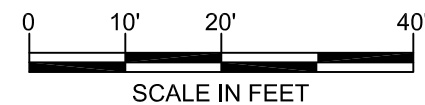
FILENAME: J:\Client-Projects\76\_Products\Oakland\7.0\_Deliverables\7.2\_CADD-Graphics\Groundwater Monitoring\2014 3Q GWM\CAD\351645 3Q14.dwg



**Legend**

- Groundwater Monitoring Well
- Abandoned Groundwater Monitoring Well
- Storm Drain
- Fence / Block Wall
- UST Underground Storage Tank
- AST Aboveground Storage Tank
- (#) Groundwater Elevation in Feet Above Mean Sea Level
- Contour of Groundwater Elevation in Feet Above Mean Sea Level (Dashed Where Inferred)
- Groundwater Flow Direction

Hydraulic Gradient = 0.06 Feet per Foot



Source:  
Delta Consultants, Site Map with Historical Sampling Locations, Dated 06/26/2010  
MW and SVW well locations from Morrow Surveying Land Surveyors, 7/3/2014

DESIGNED BY:	NO.:	DESCRIPTION:	DATE:	BY:
C. Roper				
DRAWN BY:				
M. Scop				
CHECKED BY:				
B. Evans				
APPROVED BY:				
B. Evans				

**AECOM**

AECOM  
1220 AVENIDA ACASO  
CAMARILLO, CALIFORNIA 93012  
PHONE: (805) 388-3775  
FAX: (805) 388-3577

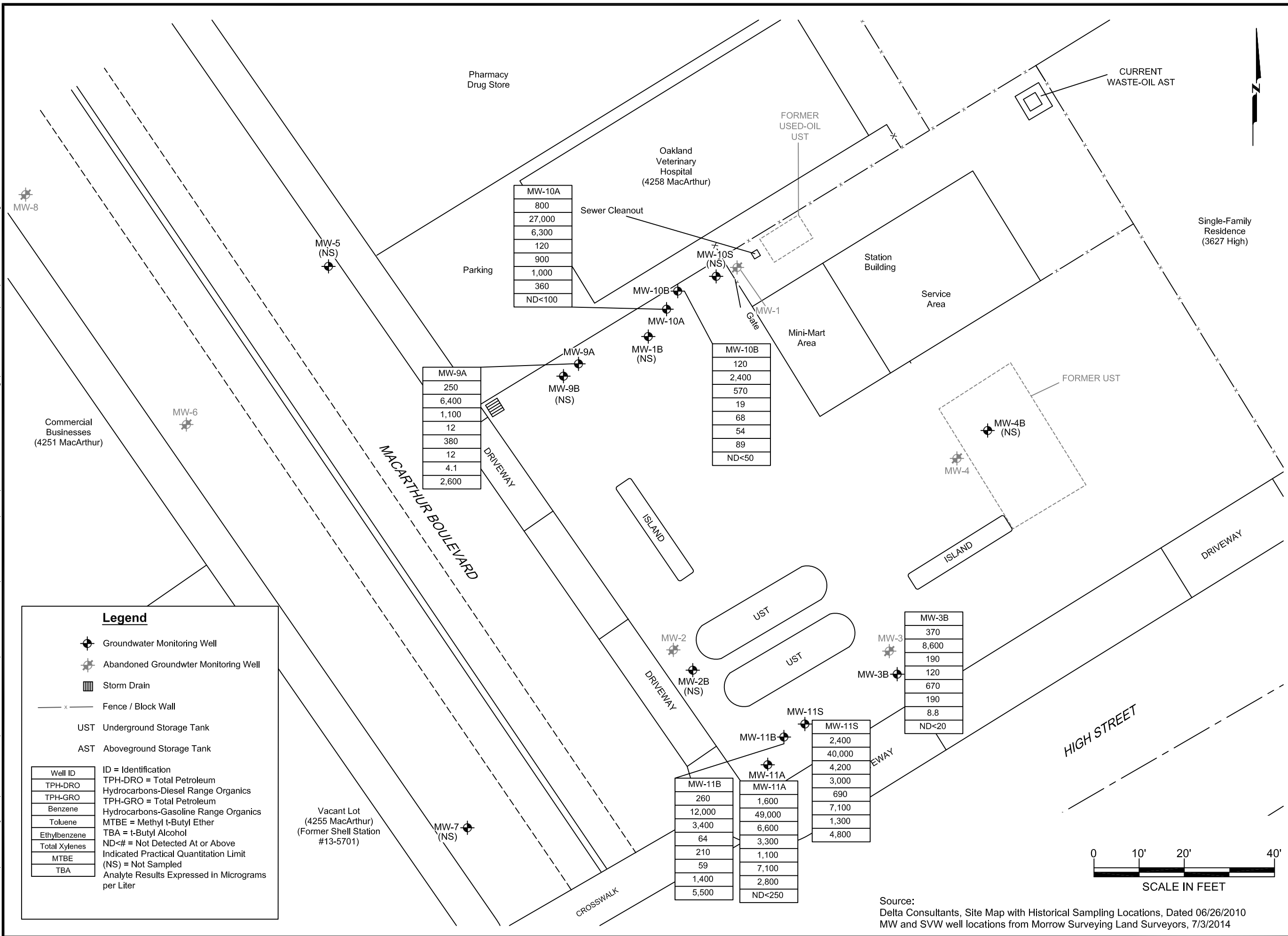
**Third Quarter 2014 Semiannual  
Groundwater Elevation Contour Map**  
76 Service Station No. 1156 (351645)  
4276 MacArthur Boulevard  
Oakland, California

SCALE: 1" = 20'  
DATE: 08/05/2014  
PROJECT NUMBER: 60314377

FIGURE NUMBER:  
**3**

SHEET NUMBER:  
1 of 1

FILENAME: J:\Client-Projects\76\_Products\Oakland\7.0\_Deliverables\7.2\_CADD-Graphics\Groundwater Monitoring\2014 3Q GWM\CAD\351645 3Q14.dwg



Source: Delta Consultants, Site Map with Historical Sampling Locations, Dated 06/26/2010  
MW and SVW well locations from Morrow Surveying Land Surveyors, 7/3/2014



DESIGNED BY:	NO.:	DESCRIPTION:	DATE:	BY:
C. Roper				
DRAWN BY:				
M. Scop				
CHECKED BY:				
B. Evans				
APPROVED BY:				
B. Evans				

**AECOM**

AECOM  
1220 AVENIDA ACASO  
CAMARILLO, CALIFORNIA 93012  
PHONE: (805) 388-3775  
FAX: (805) 388-3577

**Third Quarter 2014 Semiannual Groundwater Analytical Data Map**  
76 Service Station No. 1156 (351645)  
4276 MacArthur Boulevard  
Oakland, California

SCALE: 1" = 20'  
DATE: 08/05/2014  
PROJECT NUMBER: 60314377

FIGURE NUMBER:  
**4**

SHEET NUMBER:  
1 of 1

## **TABLES**

**Table 1**  
**Well Construction Details**  
**76 Service Station No. 1156 (351645)**  
**4276 MacArthur Boulevard**  
**Oakland, California**

<b>Well ID</b>	<b>Well Installation Date</b>	<b>Casing Diameter (in.)</b>	<b>Boring Depth (ft. bgs)</b>	<b>Screen Interval (ft. bgs)</b>	<b>Screen Size (in.)</b>	<b>Filter Pack (ft. bgs)</b>	<b>Bentonite Seal (ft. bgs)</b>	<b>Grout Interval (ft. bgs)</b>
MW-1*	7/16/1999	2	26.5	5-25	0.01	4-26.5	3-4	0-3
MW-1B	8/17/2010	2	25	20-25	0.02	19-25	18-19	0.5-18
MW-2*	7/16/1999	2	26.5	5-25	0.01	4-26.5	3-4	0-3
MW-2B	8/16/2010	2	25	20-25	0.02	19-25	18-19	0.5-18
MW-3*	7/16/1999	2	31.5	5-25	0.01	4-27	3-4; 27-31.5	0-3
MW-3B	8/16/2010	2	25	20-25	0.02	19-25	18-19	0.5-18
MW-4*	7/16/1999	2	26.5	5-25	0.01	4-26.5	3-4	0-3
MW-4B	8/13/2010	2	25	20-25	0.02	19-25	18-19	0.5-18
MW-5	8/29/2001	2	25	5-25	0.02	4-25	3-4	0.5-3
MW-6	8/29/2001	2	25	5-25	0.02	4-25	3-4	0.5-3
MW-7	8/29/2001	2	25	5-25	0.02	4-25	3-4	0.5-3
MW-8	10/30/2007	2	25	15-25	0.01	13-25	11-13	1-11
MW-9A	3/18/2013	2	15	10-15	0.02	8-15	1.5-8	1-1.5
MW-9B	3/18/2013	2	20	15-20	0.02	13-20	1.5-13	1-1.5
MW-10A	3/18/2013	2	15	10-15	0.02	8-15	1.5-8	1-1.5
MW-10B	3/18/2013	2	20	15-20	0.02	13-20	1.5-13	1-1.5
MW-10S	6/12/2014	4	10	6.5-10	0.02	3.5-10	1-3.5	n/a
MW-11A	3/19/2013	2	15	10-15	0.02	8-15	1.5-8	1-1.5
MW-11B	3/19/2013	2	20	15-20	0.02	13-20	1.5-13	1-1.5
MW-11S	6/11/2014	4	10	6.5-10	0.02	3.5-10	1-3.5	n/a

**Notes:**

\* = Destroyed and replaced with "B" well in 2010

ft. bgs = Feet below ground surface

in. = Inches

ID = Identification

n/a = Not available



**Table 2**  
**Current Groundwater Monitoring Data and Analytical Results**  
**76 Service Station No. 1156 (351645)**  
**4276 MacArthur Boulevard**  
**Oakland, California**

WELL ID	DATE SAMPLED	TOC* (ft)	DTW (ft)	LNAPL (ft)	GWE* (ft)	OIL AND GREASE (µg/L)	TPH-DRO W/SGC (µg/L)	TPH-GRO (µg/L)	B (µg/L)	T (µg/L)	E (µg/L)	X (µg/L)	COMMENTS
MW-1B	7/22/2014	174.06	7.18	0	166.88	--	--	--	--	--	--	--	Sampled Q1 only
MW-2B	7/22/2014	173.55	6.18	0	167.37	--	--	--	--	--	--	--	Sampled Q1 only
MW-3B	7/22/2014	177.77	6.89	0	170.88	--	370	8,600	190	120	670	190	
MW-4B	7/22/2014	179.07	6.80	0	172.27	--	--	--	--	--	--	--	Sampled Q1 only
MW-5	7/22/2014	169.18	3.13	0	166.05	--	--	--	--	--	--	--	Sampled Q1 only
MW-7	7/22/2014	172.11	7.40	0	164.71	--	--	--	--	--	--	--	Sampled Q1 only
MW-9A	7/22/2014	173.01	8.65	0	164.36	--	250	6,400	1,100	12	380	12	
MW-9B	7/22/2014	172.78	5.94	0	166.84	--	--	--	--	--	--	--	Sampled Q1 only
MW-10A	7/22/2014	174.48	10.61	0	163.87	--	800	27,000	6,300	120	900	1,000	
MW-10B	7/22/2014	174.62	7.76	0	166.86	--	120	2,400	570	19	68	54	
MW-10S	7/22/2014	175.57	10.02	0	165.55	--	--	--	--	--	--	--	Insufficient water to sample
MW-11A	7/22/2014	175.37	6.22	0	169.15	--	1,600	49,000	6,600	3,300	1,100	7,100	
MW-11B	7/22/2014	174.65	5.35	0	169.30	--	260	12,000	3,400	64	210	59	
MW-11S	7/22/2014	176.09	6.05	0	170.04	ND<5,000	2,400	40,000	4,200	3,000	690	7,100	
QA	7/22/2014	--	--	--	--	--	--	ND<50	ND<0.50	ND<0.50	ND<0.50	ND<1.0	

**NOTES:**

Oil and grease analyzed by Environmental Protection Agency (EPA) Method 1664A HEM  
TPH-DRO with SGC analyzed by EPA Method 8015BTPH-d  
TPH-GRO analyzed by EPA Method 8015B  
BTEX analyzed by EPA Method 8260B  
\* TOC and GWE are in feet above mean sea level  
ND<# = Analyte not detected at or above indicated practical quantitation limit  
TOC = Top of casing  
ft = Feet  
DTW = Depth to water below TOC  
GWE = Groundwater elevation  
µg/L = Micrograms per liter

TPH-DRO W/SGC= Total petroleum hydrocarbons-diesel range organics with silica gel cleanup  
TPH-GRO = Total petroleum hydrocarbons-gasoline range organics  
B = Benzene  
T = Toluene  
E = Ethylbenzene  
X = Total xylenes  
-- = Not available/not sampled  
LNAPL = Light non-aqueous phase liquid  
QA = Trip blank  
ID = Identification  
Q1 = 1st quarter

**Table 3**  
**Current Groundwater Analytical Results - Oxygenate Compounds**  
**76 Service Station No. 1156 (351645)**  
**4276 MacArthur Boulevard**  
**Oakland, California**

WELL ID	DATE	MTBE (µg/L)	TBA (µg/L)	ETHANOL (µg/L)	EDB (µg/L)	EDC (µg/L)	DIPE (µg/L)	ETBE (µg/L)	TAME (µg/L)
MW-1B	7/22/2014	--	--	--	--	--	--	--	--
MW-2B	7/22/2014	--	--	--	--	--	--	--	--
MW-3B	7/22/2014	8.8	ND<20	ND<500	ND<1.0	ND<1.0	ND<1.0	ND<1.0	ND<1.0
MW-4B	7/22/2014	--	--	--	--	--	--	--	--
MW-5	7/22/2014	--	--	--	--	--	--	--	--
MW-7	7/22/2014	--	--	--	--	--	--	--	--
MW-9A	7/22/2014	4.1	2,600	ND<1,200	ND<2.5	18	ND<2.5	ND<2.5	ND<2.5
MW-9B	7/22/2014	--	--	--	--	--	--	--	--
MW-10A	7/22/2014	360	ND<100	ND<2,500	ND<5.0	ND<5.0	ND<5.0	ND<5.0	ND<5.0
MW-10B	7/22/2014	89	ND<50	ND<1,200	ND<2.5	ND<2.5	ND<2.5	ND<2.5	ND<2.5
MW-10S	7/22/2014	--	--	--	--	--	--	--	--
MW-11A	7/22/2014	2,800	ND<250	ND<6,200	ND<12	ND<12	ND<12	ND<12	ND<12
MW-11B	7/22/2014	1,400	5,500	ND<5,000	ND<10	ND<10	ND<10	ND<10	ND<10
MW-11S	7/22/2014	1,300	4,800	ND<6,200	ND<12	ND<12	ND<12	ND<12	ND<12
QA	7/22/2014	ND<0.50	ND<10	ND<250	ND<0.50	ND<0.50	ND<0.50	ND<0.50	ND<0.50

**NOTES:**

Oxygenate compounds analyzed by Environmental Protection Agency Method 8260B

ND<# = Analyte not detected at or above indicated practical quantitation limit

-- = Not sampled

µg/L = Micrograms per liter

QA = Trip blank

MTBE = Methyl t-butyl ether

TBA = t-butyl alcohol

EDB = 1,2-dibromoethane

EDC = 1,2-dichloroethane

DIPE = Diisopropyl ether

ETBE = Ethyl t-butyl ether

TAME = t-amyl methyl ether

ID = Identification

**Table 4**  
**Current Groundwater Analytical Results - Monitored Natural Attenuation Parameters**  
**76 Service Station No. 1156 (351645)**  
**4276 MacArthur Boulevard**  
**Oakland, California**

WELL ID	DATE	METHANE (mg/L)	NITRATE AS NO3 (mg/L)	SULFATE (mg/L)	IRON (II) SPECIES (µg/L)	DISSOLVED MANGANESE (µg/L)
MW-1B	7/22/2014	--	--	--	--	--
MW-2B	7/22/2014	--	--	--	--	--
MW-3B	7/22/2014	13	ND<0.44	1.8	5,900	3,300
MW-4B	7/22/2014	--	--	--	--	--
MW-5	7/22/2014	--	--	--	--	--
MW-7	7/22/2014	--	--	--	--	--
MW-9A	7/22/2014	1.9	ND<0.88	ND<2.0	6,800	1,600
MW-9B	7/22/2014	--	--	--	--	--
MW-10A	7/22/2014	2.8	ND<0.44	ND<1.0	7,200	1,200
MW-10B	7/22/2014	0.064	ND<0.44	ND<1.0	4,200	5,000
MW-10S	7/22/2014	--	--	--	--	--
MW-11A	7/22/2014	4.6	ND<0.44	ND<1.0	6,100	4,600
MW-11B	7/22/2014	0.48	ND<0.44	ND<1.0	2,700	1,600
MW-11S	7/22/2014	0.50	ND<0.44	30	1,900	1,800

**NOTES:**

Methane analyzed by RSK-175M

Nitrate as NO3 and sulfate analyzed by Environmental Protection Agency (EPA) Method 300.0

Iron (II) Species analyzed by SM-3500-FeD

Dissolved Manganese analyzed by EPA Method 200.8

ND<# = Analyte not detected at or above indicated practical quantitation limit

-- = Not sampled

µg/L = Micrograms per liter

mg/L = Milligrams per liter

ID = Identification

**Table 5**  
**Historical Groundwater Monitoring Data and Analytical Results**  
**76 Service Station No. 1156 (351645)**  
**4276 MacArthur Boulevard**  
**Oakland, California**

WELL ID	DATE SAMPLED	TOC* (ft)	DTW (ft)	LNAPL (ft)	GWE* (ft)	OIL AND GREASE (µg/L)	TPH-DRO W/SGC (µg/L)	TPH-GRO (µg/L)	TPH-GRO (GC/MS) (µg/L)	B (µg/L)	T (µg/L)	E (µg/L)	X (µg/L)	Comments
MW-1	7/20/1999	174.86	7.50	0	167.36	--	16,000	120,000	--	11,000	27,000	3,300	18,000	
	9/28/1999	174.86	8.75	0	166.11	--	2,410	6,020	--	1,030	1,040	68.5	412	
	1/7/2000	174.86	9.05	0.02	165.82	--	7,870	72,700	--	7,410	13,900	2,070	9,620	GWE corrected
	3/31/2000	174.86	7.18	0	167.68	--	3,600	92,000	--	10,000	23,000	3,200	14,000	
	7/14/2000	174.86	7.68	0	167.18	--	8,580	108,000	--	8,250	18,700	3,750	17,800	
	10/3/2000	174.86	7.99	0	166.87	--	9,260	96,000	--	8,760	20,000	3,350	15,600	
	1/3/2001	174.86	9.18	0	165.68	--	11,000	37,000	--	5,800	13,000	1,700	8,100	
	4/4/2001	174.86	8.05	0	166.81	--	14,000	86,900	--	7,780	18,500	2,470	11,800	
	7/17/2001	174.86	7.01	0	167.85	--	2,200	79,000	--	5,600	11,000	2,800	12,000	
	10/3/2001	177.54	7.89	0	169.65	--	--	99,000	--	8,200	18,000	3,000	16,000	
	10/5/2001	177.54	7.91	0	169.63	--	13,000	--	--	--	--	--	--	
	1/28/2002	177.54	5.98	0	171.56	--	4,400	110,000	--	8,900	19,000	2,600	12,000	
	4/25/2002	177.54	6.19	0	171.35	--	9,000	93,000	--	8,100	18,000	3,000	15,000	
	7/18/2002	177.54	6.99	0	170.55	--	9,200	69,000	--	5,400	10,000	2,100	10,000	
	10/7/2002	177.54	7.73	0	169.81	--	3,400	82,000	--	9,200	20,000	2,600	13,000	
	1/6/2003	177.54	5.48	0	172.06	--	5,100	82,000	--	6,500	18,000	2,700	11,000	
	4/7/2003	177.54	6.30	0	171.24	--	2,800	74,000	--	7,000	15,000	2,400	11,000	
	7/7/2003	177.54	6.47	0	171.07	--	7,000	60,000	--	6,400	11,000	2,600	11,000	
	10/9/2003	177.54	7.85	0	169.69	--	4,300	91,000	81,000	8,100	17,000	3,200	14,000	Sampled for TPH-GRO by 8015M on 11/14/2003
	1/14/2004	177.54	6.69	0	170.85	--	6,200	98,000	--	8,000	21,000	2,600	15,000	
	4/28/2004	177.54	6.43	0	171.11	--	--	93,000	--	9,000	20,000	1,300	10,000	
	7/12/2004	177.54	7.44	0	170.10	--	270	57,000	--	6,900	7,200	1,600	580	
	10/25/2004	177.54	7.54	0	170.00	--	5,100	66,000	--	7,300	19,000	2,700	14,000	
	1/17/2005	177.54	5.79	0	171.75	--	6,400	86,000	--	8,600	21,000	3,200	15,000	
	4/6/2005	177.54	4.93	0	172.61	--	2,800	85,000	--	8,400	20,000	3,200	16,000	
	7/8/2005	177.54	5.35	0	172.19	--	6,400	69,000	--	7,100	17,000	2,700	14,000	
	10/7/2005	177.54	5.96	0	171.58	--	5,500	68,000	--	5,900	8,300	1,800	8,300	
	1/27/2006	177.54	5.08	0	172.46	--	9,000	94,000	--	7,400	19,000	3,700	14,000	
	4/28/2006	177.54	4.85	0	172.69	--	9,200	74,000	--	6,400	13,000	2,300	10,000	
	7/28/2006	177.54	5.32	0	172.22	--	5,100	74,000	--	6,600	12,000	3,100	13,000	
	10/27/2006	177.54	6.13	0	171.41	--	4,600	100,000	--	8,300	20,000	3,600	16,000	
	1/10/2007	177.54	5.47	0	172.07	--	12,000	84,000	--	7,100	15,000	2,600	13,000	
4/13/2007	177.54	5.60	0	171.94	--	8,400	27,000	--	5,600	840	2,300	3,200		
7/19/2007	177.54	5.69	0	171.85	--	10,000	83,000	--	6,000	15,000	2,600	13,000		
10/8/2007	177.54	--	--	--	--	--	--	--	--	--	--	--	--	Gate locked; no key available Gauged on 1/18/2008
1/9/2008	177.54	5.15	0	172.39	--	12,000	40,000	--	6,000	4,800	2,600	5,100		
4/4/2008	177.54	5.25	0	172.29	--	15,000	71,000	--	6,800	12,000	3,300	13,000		
7/3/2008	177.54	6.00	0	171.54	--	9,300	92,000	--	7,000	16,000	3,500	15,000		
10/3/2008	177.54	7.16	0	170.38	--	4,400	69,000	--	7,200	18,000	3,500	14,000		
1/22/2009	177.54	6.61	0	170.93	--	8,000	45,000	--	410	720	2,400	9,600		
4/13/2009	177.54	5.11	0	172.43	--	4,800	5,400	--	300	640	300	940		
7/23/2009	177.54	6.04	0	171.50	--	2,800	85,000	--	5,800	15,000	3,500	13,000		
2/1/2010	177.54	4.86	0	172.68	--	ND<5,000	3,900	74,000	--	7,000	11,000	3,100	10,000	
8/2/2010	177.54	5.68	0	171.86	--	ND<5,000	3,900	71,000	--	7,000	11,000	3,300	10,000	
8/24/2010							DESTROYED							
MW-1B	11/1/2010	174.05	7.15	0	166.90	ND<5,000	ND<50	99	--	3.0	0.30	ND<0.30	ND<0.60	
	1/31/2011	174.05	6.62	0	167.43	ND<5,000	ND<50	170	--	6.7	0.64	0.33	ND<0.60	
	4/26/2011	174.05	6.14	0	167.91	ND<5,000	ND<50	220	--	7.3	0.55	0.32	0.69	
	7/25/2011	174.05	6.69	0	167.36	ND<5,000	ND<40	140	--	7.8	0.35	ND<0.30	ND<0.60	



**Table 5**  
**Historical Groundwater Monitoring Data and Analytical Results**  
**76 Service Station No. 1156 (351645)**  
**4276 MacArthur Boulevard**  
**Oakland, California**

WELL ID	DATE SAMPLED	TOC* (ft)	DTW (ft)	LNAPL (ft)	GWE* (ft)	OIL AND GREASE (µg/L)	TPH-DRO W/SGC (µg/L)	TPH-GRO (µg/L)	TPH-GRO (GC/MS) (µg/L)	B (µg/L)	T (µg/L)	E (µg/L)	X (µg/L)	Comments
	10/7/2011	174.06	6.86	0	167.20	ND<5,000	ND<40	120	--	5.7	ND<0.30	ND<0.30	ND<0.60	
	1/23/2012	174.06	6.96	0	167.10	ND<5,000	ND<40	89	--	3.6	ND<0.30	ND<0.30	ND<0.60	
	4/6/2012	174.06	5.89	0	168.17	ND<5,000	ND<40	110	--	4.5	ND<0.30	ND<0.30	ND<0.60	
	7/24/2012	174.06	6.98	0	167.08	ND<5,000	ND<40	130	--	6.2	ND<0.30	ND<0.30	ND<0.60	
	2/8/2013	174.06	6.65	0	167.41	ND<5,000	ND<40	ND<50	--	ND<0.30	ND<0.30	ND<0.30	ND<0.60	
	7/10/2013	174.06	7.11	0	166.95	ND<5,000	ND<40	ND<50	--	ND<0.30	ND<0.30	ND<0.30	0.61	
	1/16/2014	174.06	7.73	0	166.33	ND<5,000	ND<40	ND<50	--	1.0	ND<0.30	ND<0.30	ND<0.60	
	<b>7/22/2014</b>	<b>174.06</b>	<b>7.18</b>	<b>0</b>	<b>166.88</b>	--	--	--	--	--	--	--	--	<b>Sampled Q1 only</b>
<b>MW-2</b>	7/20/1999	173.01	5.40	--	167.61	--	--	ND	--	ND	ND	ND	ND	
	9/28/1999	173.01	5.60	0	167.41	--	--	1,390	--	124	ND	62.9	43.1	
	1/7/2000	173.01	5.92	0	167.09	--	--	1,450	--	99	ND	23.8	16	
	3/31/2000	173.01	5.23	0	167.78	--	--	ND	--	42	ND	ND	ND	
	7/14/2000	173.01	5.52	0	167.49	--	--	ND	--	44.7	ND	ND	ND	
	10/3/2000	173.01	6.04	0	166.97	--	--	ND	--	56.7	ND	ND	ND	
	1/3/2001	173.01	6.42	0	166.59	--	--	ND	--	ND	ND	ND	ND	
	4/4/2001	173.01	6.14	0	166.87	--	--	ND	--	ND	ND	ND	ND	
	7/17/2001	173.01	5.30	0	167.71	--	--	ND	--	ND	ND	ND	ND	
	10/3/2001	173.50	7.38	0	166.12	--	--	ND<250	--	2.7	ND<2.5	ND<2.5	ND<2.5	
	1/28/2002	173.50	5.68	0	167.82	--	--	ND<250	--	2.5	4.4	2.8	7.4	
	4/25/2002	173.50	5.82	0	167.68	--	--	ND<50	--	ND<0.50	ND<0.50	ND<0.50	ND<0.50	
	7/18/2002	173.50	6.90	0	166.60	--	--	ND<500	--	ND<5.0	ND<5.0	ND<5.0	ND<5.0	
	10/7/2002	173.50	7.54	0	165.96	--	--	4,300	--	ND<10	27	21	75	
	1/6/2003	173.50	6.79	0	166.71	--	--	5,900	--	ND<5.0	ND<5.0	ND<5.0	ND<5.0	
	4/7/2003	173.50	6.49	0	167.01	--	--	1,500	--	ND<10	14	11	38	
	7/7/2003	173.50	6.72	0	166.78	--	--	ND<2,500	--	ND<25	ND<25	ND<25	ND<25	
	10/9/2003	173.50	7.16	0	166.34	--	--	3,500	ND<5,000	ND<50	ND<50	ND<50	ND<100	Sampled for TPH-GRO by 8015M on 11/14/2003
	1/14/2004	173.50	5.53	0	167.97	--	--	3,200	--	ND<25	ND<25	ND<25	ND<25	
	4/28/2004	173.50	5.21	0	168.29	--	--	22,000	--	ND<3	9.2	ND<3	ND<6	
	7/12/2004	173.50	5.83	0	167.67	--	--	1,700	--	3.8	18	2.6	16	
	10/25/2004	173.50	6.89	0	166.61	--	--	3,400	--	ND<25	ND<25	ND<25	ND<25	
	1/17/2005	173.50	5.70	0	167.80	--	--	1,700	--	ND<10	ND<10	ND<10	ND<10	
	4/6/2005	173.50	4.50	0	169.00	--	--	3,000	--	ND<20	ND<20	ND<20	ND<20	
	7/8/2005	173.50	4.69	0	168.81	--	--	ND<2,000	--	ND<20	ND<20	ND<20	ND<20	
	10/7/2005	173.50	4.61	0	168.89	--	--	7,500	--	6.7	6.6	ND<3.0	ND<6.0	
	1/27/2006	173.50	4.10	0	169.40	--	--	2,500	--	1.0	2.6	ND<0.30	ND<0.60	
	4/28/2006	173.50	3.75	0	169.75	--	--	3,100	--	9.4	3.6	0.94	3.4	
	7/28/2006	173.50	4.34	0	169.16	--	--	3,000	--	2.0	ND<1.5	ND<1.5	ND<3.0	
	10/27/2006	173.50	5.62	0	167.88	--	--	1,800	--	1.5	ND<1.5	ND<1.5	ND<3.0	
	1/10/2007	173.50	4.02	0	169.48	--	--	2,100	--	1.1	ND<0.60	ND<0.60	ND<1.2	
	4/13/2007	173.50	4.03	0	169.47	--	--	3,300	--	12	1.6	0.46	1.1	
	7/19/2007	173.50	4.41	0	169.09	--	--	2,500	--	21	0.64	5.1	1.5	
	10/8/2007	173.50	4.93	0	168.57	--	--	3,400	--	38	1.6	13	2.1	
	1/9/2008	173.50	3.03	0	170.47	--	--	1,700	--	6.2	2.5	0.61	0.91	Gauged on 1/18/2008
	4/4/2008	173.50	3.52	0	169.98	--	--	1,400	--	15	2.1	0.76	ND<0.60	
	7/3/2008	173.50	4.70	0	168.80	--	--	1,100	--	14	1.1	2.0	1.2	
	10/3/2008	173.50	5.57	0	167.93	--	ND<50	740	--	14	ND<0.30	4.5	6.9	
	1/22/2009	173.50	5.03	0	168.47	--	ND<50	640	--	4.6	ND<0.30	ND<0.30	ND<0.60	
	4/13/2009	173.50	3.73	0	169.77	--	ND<50	940	--	7.1	ND<0.30	ND<0.30	ND<0.60	
	7/23/2009	173.50	4.39	0	169.11	--	230	700	--	12	6.0	5.4	13	

**Table 5**  
**Historical Groundwater Monitoring Data and Analytical Results**  
**76 Service Station No. 1156 (351645)**  
**4276 MacArthur Boulevard**  
**Oakland, California**

WELL ID	DATE SAMPLED	TOC* (ft)	DTW (ft)	LNAPL (ft)	GWE* (ft)	OIL AND GREASE (µg/L)	TPH-DRO W/SGC (µg/L)	TPH-GRO (µg/L)	TPH-GRO (GC/MS) (µg/L)	B (µg/L)	T (µg/L)	E (µg/L)	X (µg/L)	Comments
	2/1/2010	173.50	4.33	0	169.17	--	140	860	--	17	13	0.83	2.4	
	8/2/2010	173.50	5.16	0	168.34	--	210	1,200	--	9.5	32	1.4	2.4	
	8/24/2010						DESTROYED							
<b>MW-2B</b>	11/1/2010	173.55	11.27	0	162.28	--	57	550	--	7.8	2.7	2.1	0.99	
	1/31/2011	173.55	7.79	0	165.76	--	ND<50	420	--	1.7	0.47	0.59	ND<0.60	
	4/26/2011	173.55	9.09	0	164.46	--	ND<50	390	--	ND<0.30	ND<0.30	ND<0.30	ND<0.60	
	7/25/2011	173.55	3.91	0	169.64	--	ND<40	210	--	1.7	ND<0.30	ND<0.30	ND<0.60	
	10/7/2011	173.55	4.50	0	169.05	--	52	110	--	1.0	ND<0.30	ND<0.30	ND<0.60	
	1/23/2012	173.55	6.96	0	166.59	--	ND<40	110	--	0.73	ND<0.30	ND<0.30	ND<0.60	
	4/6/2012	173.55	5.67	0	167.88	--	ND<40	120	--	0.36	ND<0.30	ND<0.30	ND<0.60	
	7/24/2012	173.55	5.33	0	168.22	--	ND<40	73	--	ND<0.30	ND<0.30	ND<0.30	ND<0.60	
	2/8/2013	173.55	4.58	0	168.97	--	ND<40	ND<50	--	ND<0.30	ND<0.30	ND<0.30	ND<0.60	
	7/10/2013	173.55	7.06	0	166.49	--	ND<40	ND<50	--	ND<0.30	ND<0.30	ND<0.30	ND<0.60	
	1/16/2014	173.55	5.58	0	167.97	ND<5,000	ND<40	ND<50	--	ND<0.30	ND<0.30	ND<0.30	ND<0.60	
	<b>7/22/2014</b>	<b>173.55</b>	<b>6.18</b>	<b>0</b>	<b>167.37</b>	--	--	--	--	--	--	--	--	<b>Sampled Q1 only</b>
<b>MW-3</b>	7/20/1999	178.44	8.50	--	169.94	--	--	1,000	--	76	52	79	76	
	9/28/1999	178.44	8.31	0	170.13	--	--	1,860	--	174	95.4	71.8	135	
	1/7/2000	178.44	8.56	0	169.88	--	--	28,400	--	2,450	3,090	1,560	3,910	
	3/31/2000	178.44	8.42	0	170.02	--	--	26,000	--	1,300	2,900	2,600	3,500	
	7/14/2000	178.44	8.61	0	169.83	--	--	24,500	--	1,850	2,630	2,750	3,900	
	10/3/2000	178.44	9.14	0	169.30	--	--	22,000	--	1,910	2,020	2,400	2,680	
	1/3/2001	178.44	9.06	0	169.38	--	--	14,000	--	1,600	1,100	2,300	1,400	
	4/4/2001	178.44	8.98	0	169.46	--	--	19,600	--	1,150	1,470	2,100	1,820	
	7/17/2001	178.44	7.46	0	170.98	--	--	26,000	--	1,500	2,100	2,100	3,400	
	10/3/2001	178.13	9.81	0	168.32	--	--	22,000	--	830	1,900	1,700	3,000	
	1/28/2002	178.13	7.39	0	170.74	--	--	30,000	--	880	2,600	1,800	4,300	
	4/25/2002	178.13	7.86	0	170.27	--	--	18,000	--	500	2,000	1,300	3,800	
	7/18/2002	178.13	8.83	0	169.30	--	--	37,000	--	1,800	3,800	2,200	8,000	
	10/7/2002	178.13	9.71	0	168.42	--	--	26,000	--	600	2,000	1,800	6,400	
	1/6/2003	178.13	7.40	0	170.73	--	--	27,000	--	800	2,100	2,000	6,400	
	4/7/2003	178.13	8.17	0	169.96	--	--	28,000	--	660	2,200	1,900	6,300	
	7/7/2003	178.13	8.35	0	169.78	--	--	33,000	--	1,200	2,500	2,700	8,300	
	10/9/2003	178.13	9.39	0	168.74	--	--	3,800	6,000	120	260	390	1,200	Sampled for TPH-GRO by 8015M on 11/14/2003
	1/14/2004	178.13	6.86	0	171.27	--	--	5,100	--	120	240	310	720	
	4/28/2004	178.13	6.63	0	171.50	--	--	7,300	--	250	440	580	1300	
	7/12/2004	178.13	7.41	0	170.72	--	--	5,500	--	350	310	120	350	
	10/25/2004	178.13	8.81	0	169.32	--	--	3,300	--	96	140	270	490	
	1/17/2005	178.13	6.37	0	171.76	--	--	3,400	--	150	270	360	750	
	4/6/2005	178.13	4.69	0	173.44	--	--	14,000	--	420	1,300	1,000	3,100	
	7/8/2005	178.13	5.23	0	172.90	--	--	5,000	--	180	290	500	800	
	10/7/2005	178.13	6.35	0	171.78	--	--	6,800	--	270	120	ND<0.30	210	
	1/27/2006	178.13	5.24	0	172.89	--	--	3,200	--	120	140	270	460	
	4/28/2006	178.13	5.01	0	173.12	--	--	4,500	--	130	250	380	670	
	7/28/2006	178.13	6.21	0	171.92	--	--	4,700	--	160	240	510	730	
	10/27/2006	178.13	6.93	0	171.20	--	--	3,700	--	150	160	460	530	
	1/10/2007	178.13	5.93	0	172.20	--	--	4,800	--	180	160	550	600	
	4/13/2007	178.13	6.10	0	172.03	--	--	5,100	--	180	240	550	710	
	7/19/2007	178.13	6.51	0	171.62	--	--	2,000	--	110	64	220	190	

**Table 5**  
**Historical Groundwater Monitoring Data and Analytical Results**  
**76 Service Station No. 1156 (351645)**  
**4276 MacArthur Boulevard**  
**Oakland, California**

WELL ID	DATE SAMPLED	TOC* (ft)	DTW (ft)	LNAPL (ft)	GWE* (ft)	OIL AND GREASE (µg/L)	TPH-DRO W/SGC (µg/L)	TPH-GRO (µg/L)	TPH-GRO (GC/MS) (µg/L)	B (µg/L)	T (µg/L)	E (µg/L)	X (µg/L)	Comments
	10/8/2007	178.13	7.05	0	171.08	--	--	2,100	--	72	65	180	290	
	1/9/2008	178.13	3.65	0	174.48	--	--	4,200	--	200	160	510	580	Gauged on 1/18/2008
	4/4/2008	178.13	5.69	0	172.44	--	--	7,500	--	270	390	810	1,200	
	7/3/2008	178.13	7.28	0	170.85	--	--	2,300	--	99	66	210	220	
	10/3/2008	178.13	8.40	0	169.73	--	1,200	12,000	--	740	620	1,500	2,700	
	1/22/2009	178.13	7.68	0	170.45	--	270	2,000	--	120	79	290	290	
	4/13/2009	178.13	6.28	0	171.85	--	150	3,600	--	110	150	180	510	
	7/23/2009	178.13	7.20	0	170.93	--	310	3,400	--	180	150	360	650	
	2/1/2010	178.13	5.29	0	172.84	--	390	6,500	--	180	92	300	250	
	8/2/2010	178.13	6.83	0	171.30	--	540	8,600	--	140	110	320	1,000	
	8/24/2010							DESTROYED						
<b>MW-3B</b>	11/1/2010	177.77	6.82	0	170.95	--	58	990	--	31	32	47	50	
	1/31/2011	177.77	5.30	0	172.47	--	65	2,800	--	32	20	39	47	
	4/26/2011	177.77	4.64	0	173.13	--	93	2,800	--	36	55	80	82	
	7/25/2011	177.77	5.53	0	172.24	--	100	1,700	--	28	33	80	73	
	10/7/2011	177.77	6.08	0	171.69	--	81	1,700	--	32	20	88	47	
	1/23/2012	177.77	6.90	0	170.87	--	120	1,800	--	39	17	75	20	
	4/6/2012	177.77	4.23	0	173.54	--	ND<40	1,200	--	36	25	80	41	
	7/24/2012	177.77	6.42	0	171.35	--	190	1,500	--	66	10	76	39	
	2/8/2013	177.77	5.60	0	172.17	--	ND<40	4,400	--	170	93	450	150	
	7/10/2013	177.77	6.71	0	171.06	--	350	2,800	--	190	60	530	82	
	1/16/2014	177.77	7.63	0	170.14	5,300	40	3,800	--	190	71	380	210	
	<b>7/22/2014</b>	<b>177.77</b>	<b>6.89</b>	<b>0</b>	<b>170.88</b>	--	<b>370</b>	<b>8,600</b>	--	<b>190</b>	<b>120</b>	<b>670</b>	<b>190</b>	
<b>MW-4</b>	7/20/1999	179.10	7.40	--	171.70	--	--	69	--	2.7	0.77	ND	7.1	
	9/28/1999	179.10	7.19	0	171.91	--	--	4,050	--	1,250	72	51.3	133	
	1/7/2000	179.10	8.98	0	170.12	--	--	7,010	--	2,260	167	271	276	
	3/31/2000	179.10	7.26	0	171.84	--	--	5,500	--	1,800	230	330	400	
	7/14/2000	179.10	7.67	0	171.43	--	--	7,940	--	2,810	332	450	247	
	10/3/2000	179.10	8.12	0	170.98	--	--	11,400	--	3,110	437	519	816	
	1/3/2001	179.10	9.10	0	170.00	--	--	8,600	--	2,500	340	480	960	
	4/4/2001	179.10	8.63	0	170.47	--	--	9,950	--	2,380	126	416	725	
	7/17/2001	179.10	6.49	0	172.61	--	--	10,000	--	2,300	110	410	800	
	10/3/2001	178.96	7.01	0	171.95	--	--	7,800	--	2,100	85	380	390	
	1/28/2002	178.96	6.21	0	172.75	--	--	12,000	--	2,100	130	350	670	
	4/25/2002	178.96	5.49	0	173.47	--	--	3,300	--	1,300	42	270	250	
	7/18/2002	178.96	8.28	0	170.68	--	--	4,800	--	1,300	71	290	220	
	10/7/2002	178.96	7.49	0	171.47	--	--	5,100	--	1,400	110	330	380	
	1/6/2003	178.96	6.36	0	172.60	--	--	5,600	--	1,100	57	260	320	
	4/7/2003	178.96	6.24	0	172.72	--	--	5,100	--	1,100	55	190	370	
	7/7/2003	178.96	6.43	0	172.53	--	--	3,000	--	920	28	170	330	
	10/9/2003	178.96	7.97	0	170.99	--	--	530	700	100	2.2	5.4	14	Sampled for TPH-GRO by 8015M on 11/14/2003
	1/14/2004	178.96	6.30	0	172.66	--	--	530	--	88	4.1	9.9	11	
	4/28/2004	178.96	5.68	0	173.28	--	--	1,200	--	200	5.3	21	13	
	7/12/2004	178.96	6.48	0	172.48	--	--	3,600	--	1,000	14	260	72	
	10/25/2004	178.96	6.85	0	172.11	--	--	490	--	34	ND<2.5	ND<2.5	ND<2.5	
	1/17/2005	178.96	4.56	0	174.40	--	--	620	--	100	2.6	15	8.0	
	4/6/2005	178.96	2.90	0	176.06	--	--	630	--	81	9.6	16	41	
	7/8/2005	178.96	3.74	0	175.22	--	--	980	--	170	24	44	140	

**Table 5**  
**Historical Groundwater Monitoring Data and Analytical Results**  
**76 Service Station No. 1156 (351645)**  
**4276 MacArthur Boulevard**  
**Oakland, California**

WELL ID	DATE SAMPLED	TOC* (ft)	DTW (ft)	LNAPL (ft)	GWE* (ft)	OIL AND GREASE (µg/L)	TPH-DRO W/SGC (µg/L)	TPH-GRO (µg/L)	TPH-GRO (GC/MS) (µg/L)	B (µg/L)	T (µg/L)	E (µg/L)	X (µg/L)	Comments
	10/7/2005	178.96	4.24	0	174.72	--	--	4,900	--	1,100	11	110	110	
	1/27/2006	178.96	3.65	0	175.31	--	--	2,800	--	580	20	130	230	
	4/28/2006	178.96	3.94	0	175.02	--	--	710	--	110	2.4	21	22	
	7/28/2006	178.96	4.63	0	174.33	--	--	550	--	120	2.1	12	19	
	10/27/2006	178.96	5.19	0	173.77	--	--	260	--	37	2.0	1.9	6.7	
	1/10/2007	178.96	4.82	0	174.14	--	--	270	--	29	0.72	1.8	2.7	
	4/13/2007	178.96	4.25	0	174.71	--	--	390	--	53	1.2	3.1	4.1	
	7/19/2007	178.96	5.35	0	173.61	--	--	210	--	8.0	1.0	1.4	4.5	
	10/8/2007	178.96	5.48	0	173.48	--	--	290	--	17	2.3	3.8	14	
	1/9/2008	178.96	3.40	0	175.56	--	--	770	--	190	5.9	21	40	Gauged on 1/18/2008
	4/4/2008	178.96	4.20	0	174.76	--	--	180	--	11	2.0	0.67	2.9	
	7/3/2008	178.96	5.89	0	173.07	--	--	140	--	4.5	1.3	ND<0.30	ND<0.60	
	10/3/2008	178.96	7.34	0	171.62	--	96	430	--	29	3.4	9.6	20	
	1/22/2009	178.96	6.75	0	172.21	--	ND<50	190	--	25	1.7	0.87	1.5	
	4/13/2009	178.96	4.74	0	174.22	--	110	290	--	17	2.1	4.4	12	
	7/23/2009	178.96	6.01	0	172.95	--	85	360	--	33	2.3	5.4	18	
	2/1/2010	178.96	6.42	0	172.54	--	80	490	--	35	3.1	2.7	5.5	
	8/2/2010	178.96	5.92	0	173.04	--	120	470	--	17	3.4	2.5	12	
	8/24/2010						DESTROYED							
<b>MW-4B</b>	11/1/2010	179.07	7.20	0	171.87	--	ND<50	230	--	ND<0.30	2.1	1.3	43	
	1/31/2011	179.07	4.49	0	174.58	--	ND<50	68	--	ND<0.30	ND<0.30	ND<0.30	2.0	
	4/26/2011	179.07	4.32	0	174.75	--	ND<50	52	--	ND<0.30	ND<0.30	ND<0.30	ND<0.60	
	7/25/2011	179.07	5.52	0	173.55	--	ND<40	ND<50	--	ND<0.30	ND<0.30	ND<0.30	ND<0.60	
	10/7/2011	179.07	6.04	0	173.03	--	ND<40	ND<50	--	ND<0.30	0.46	ND<0.30	ND<0.60	
	1/23/2012	179.07	6.58	0	172.49	--	ND<40	ND<50	--	ND<0.30	0.36	0.87	ND<0.60	
	4/6/2012	179.07	4.41	0	174.66	--	ND<40	ND<50	--	ND<0.30	ND<0.30	ND<0.30	ND<0.60	
	7/24/2012	179.07	6.20	0	172.87	--	ND<40	75	--	ND<0.30	ND<0.30	ND<0.30	ND<0.60	
	2/8/2013	179.07	5.37	0	173.70	--	ND<40	ND<50	--	ND<0.30	ND<0.30	ND<0.30	ND<0.60	
	7/10/2013	179.07	6.52	0	172.55	--	ND<40	ND<50	--	ND<0.30	ND<0.30	ND<0.30	ND<0.60	
	1/16/2014	179.07	7.55	0	171.52	ND<5,000	ND<40	ND<50	--	0.32	ND<0.30	ND<0.30	ND<0.60	
	<b>7/22/2014</b>	<b>179.07</b>	<b>6.80</b>	<b>0</b>	<b>172.27</b>	--	--	--	--	--	--	--	--	<b>Sampled Q1 only</b>
<b>MW-5</b>	10/3/2001	169.18	2.81	0	166.37	--	--	ND<50	--	ND<0.50	ND<0.50	ND<0.50	ND<0.50	
	1/28/2002	169.18	1.88	0	167.30	--	--	ND<50	--	ND<0.50	ND<0.50	ND<0.50	ND<0.50	
	4/25/2002	169.18	1.99	0	167.19	--	--	ND<50	--	ND<0.50	ND<0.50	ND<0.50	ND<0.50	
	7/18/2002	169.18	2.49	0	166.69	--	--	ND<50	--	ND<0.50	ND<0.50	ND<0.50	ND<0.50	
	10/7/2002	169.18	2.80	0	166.38	--	--	140	--	ND<0.50	ND<0.50	ND<0.50	ND<0.50	
	1/6/2003	169.18	1.86	0	167.32	--	ND<50	120	--	ND<0.50	ND<0.50	ND<0.50	ND<0.50	
	4/7/2003	169.18	2.15	0	167.03	--	--	220	--	0.53	ND<0.50	ND<0.50	ND<0.50	
	7/7/2003	169.18	2.26	0	166.92	--	--	120	--	ND<1.2	ND<1.2	ND<1.2	ND<1.2	
	10/9/2003	169.18	2.72	0	166.46	--	--	560	210	ND<1.0	ND<1.0	ND<1.0	ND<2.0	Sampled for TPH-GRO by 8015M on 11/14/2003
	1/14/2004	169.18	2.00	0	167.18	--	--	560	--	ND<2.5	ND<2.5	ND<2.5	ND<2.5	
	4/28/2004	169.18	2.01	0	167.17	--	--	760	--	ND<0.3	1.8	ND<0.3	ND<0.6	
	7/12/2004	169.18	2.56	0	166.62	--	--	96	--	1.8	3.3	0.54	3.6	
	10/25/2004	169.18	2.43	0	166.75	--	--	1,100	--	ND<5.0	ND<5.0	ND<5.0	ND<5.0	
	1/17/2005	169.18	1.49	0	167.69	--	--	720	--	ND<5.0	ND<5.0	ND<5.0	ND<5.0	
	4/6/2005	169.18	0.95	0	168.23	--	--	830	--	ND<5.0	ND<5.0	ND<5.0	ND<5.0	
	7/8/2005	169.18	1.49	0	167.69	--	--	ND<500	--	ND<5.0	ND<5.0	ND<5.0	ND<5.0	
	10/7/2005	169.18	1.92	0	167.26	--	--	540	--	ND<0.30	ND<0.30	ND<0.30	ND<0.60	



**Table 5**  
**Historical Groundwater Monitoring Data and Analytical Results**  
**76 Service Station No. 1156 (351645)**  
**4276 MacArthur Boulevard**  
**Oakland, California**

WELL ID	DATE SAMPLED	TOC* (ft)	DTW (ft)	LNAPL (ft)	GWE* (ft)	OIL AND GREASE (µg/L)	TPH-DRO W/SGC (µg/L)	TPH-GRO (µg/L)	TPH-GRO (GC/MS) (µg/L)	B (µg/L)	T (µg/L)	E (µg/L)	X (µg/L)	Comments
	1/27/2006	169.18	2.03	0	167.15	--	--	490	--	ND<0.30	ND<0.30	ND<0.30	ND<0.60	
	4/28/2006	169.18	1.02	0	168.16	--	--	430	--	ND<0.30	ND<0.30	ND<0.30	ND<0.60	
	7/28/2006	169.18	1.57	0	167.61	--	--	480	--	0.34	ND<0.30	ND<0.30	ND<0.60	
	10/27/2006	169.18	2.20	0	166.98	--	--	420	--	0.34	ND<0.30	ND<0.30	ND<0.60	
	1/10/2007	169.18	1.57	0	167.61	--	--	390	--	ND<0.30	ND<0.30	ND<0.30	ND<0.60	
	4/13/2007	169.18	1.89	0	167.29	--	--	170	--	3.8	5.9	1.5	3.8	
	7/19/2007	169.18	1.92	0	167.26	--	--	ND<50	--	ND<0.30	ND<0.30	ND<0.30	ND<0.60	
	10/8/2007	169.18	2.28	0	166.90	--	--	200	--	ND<0.30	ND<0.30	ND<0.30	ND<0.60	
	1/9/2008	169.18	1.09	0	168.09	--	--	150	--	ND<0.30	ND<0.30	ND<0.30	ND<0.60	Gauged on 1/18/2008
	4/4/2008	169.18	1.72	0	167.46	--	--	210	--	ND<0.30	ND<0.30	ND<0.30	ND<0.60	
	7/3/2008	169.18	2.27	0	166.91	--	--	260	--	ND<0.30	ND<0.30	ND<0.30	ND<0.60	
	10/3/2008	169.18	2.80	0	166.38	--	60	200	--	ND<0.30	ND<0.30	ND<0.30	ND<0.60	
	1/22/2009	169.18	2.45	0	166.73	--	ND<50	130	--	ND<0.30	ND<0.30	ND<0.30	ND<0.60	
	4/13/2009	169.18	1.81	0	167.37	--	ND<50	190	--	ND<0.30	ND<0.30	ND<0.30	ND<0.60	
	7/23/2009	169.18	2.33	0	166.85	--	ND<50	210	--	ND<0.30	ND<0.30	ND<0.30	ND<0.60	
	2/1/2010	169.18	1.32	0	167.86	--	ND<50	170	--	ND<0.30	ND<0.30	ND<0.30	ND<0.60	
	8/2/2010	169.18	2.20	0	166.98	--	ND<50	64	--	ND<0.30	ND<0.30	ND<0.30	ND<0.60	
	11/1/2010	169.18	3.92	0	165.26	--	--	--	--	--	--	--	--	Sampled Q1 and Q3 only
	1/31/2011	169.18	1.63	0	167.55	--	ND<50	160	--	ND<0.30	ND<0.30	ND<0.30	ND<0.60	
	4/26/2011	169.18	1.32	0	167.86	--	--	--	--	--	--	--	--	Sampled Q1 and Q3 only
	7/25/2011	169.18	1.79	0	167.39	--	ND<40	140	--	ND<0.30	ND<0.30	ND<0.30	ND<0.60	
	10/7/2011	169.18	2.18	0	167.00	--	--	--	--	--	--	--	--	Sampled Q1 and Q3 only
	1/23/2012	169.18	1.98	0	167.20	--	ND<40	ND<50	--	ND<0.30	ND<0.30	ND<0.30	ND<0.60	
	4/6/2012	169.18	1.18	0	168.00	--	--	--	--	--	--	--	--	Sampled Q1 and Q3 only
	7/24/2012	169.18	1.90	0	167.28	--	ND<40	ND<50	--	ND<0.30	ND<0.30	ND<0.30	ND<0.60	
	2/8/2013	169.18	1.88	0	167.30	--	ND<40	ND<50	--	ND<0.30	ND<0.30	ND<0.30	ND<0.60	
	7/10/2013	169.18	2.32	0	166.86	--	ND<40	ND<50	--	ND<0.30	ND<0.30	ND<0.30	ND<0.60	
	1/16/2014	169.18	2.82	0	166.36	ND<5,000	ND<40	ND<50	--	ND<0.30	ND<0.30	ND<0.30	ND<0.60	
	<b>7/22/2014</b>	<b>169.18</b>	<b>3.13</b>	<b>0</b>	<b>166.05</b>	--	--	--	--	--	--	--	--	<b>Sampled Q1 only</b>
<b>MW-6</b>	10/3/2001	169.04	2.87	0	166.17	--	--	ND<50	--	ND<0.50	ND<0.50	ND<0.50	ND<0.50	
	1/28/2002	169.04	1.82	0	167.22	--	--	ND<50	--	ND<0.50	ND<0.50	ND<0.50	ND<0.50	
	4/25/2002	169.04	2.01	0	167.03	--	--	ND<50	--	ND<0.50	ND<0.50	ND<0.50	ND<0.50	
	7/18/2002	169.04	2.44	0	166.60	--	--	ND<50	--	ND<0.50	ND<0.50	ND<0.50	ND<0.50	
	10/7/2002	169.04	2.72	0	166.32	--	--	ND<50	--	ND<0.50	ND<0.50	ND<0.50	ND<0.50	
	1/6/2003	169.04	1.90	0	167.14	--	--	ND<50	--	0.62	1.2	1.2	3.5	
	4/7/2003	169.04	2.02	0	167.02	--	--	ND<50	--	ND<0.50	ND<0.50	ND<0.50	ND<0.50	
	7/7/2003	169.04	2.21	0	166.83	--	--	ND<50	--	ND<0.50	ND<0.50	ND<0.50	ND<0.50	
	10/9/2003	169.04	2.71	0	166.33	--	--	ND<50	ND<50	0.95	3.0	1.4	5.5	Sampled for TPH-GRO by 8015M on 11/14/2003
	1/14/2004	169.04	2.00	0	167.04	--	--	ND<50	--	ND<0.50	0.57	ND<0.50	0.64	
	4/28/2004	169.04	2.18	0	166.86	--	--	ND<50	--	0.39	0.78	ND<0.3	ND<0.6	
	7/12/2004	169.04	2.69	0	166.35	--	--	ND<50	--	ND<0.3	ND<0.3	ND<0.3	ND<0.6	
	10/25/2004	169.04	2.46	0	166.58	--	--	ND<50	--	ND<0.50	ND<0.50	ND<0.50	ND<0.50	
	1/17/2005	169.04	1.54	0	167.50	--	--	ND<50	--	ND<0.50	ND<0.50	ND<0.50	ND<0.50	
	4/6/2005	169.04	1.15	0	167.89	--	--	ND<50	--	ND<0.50	ND<0.50	ND<0.50	ND<0.50	
	7/8/2005	169.04	1.05	0	167.99	--	--	ND<50	--	ND<0.50	ND<0.50	ND<0.50	ND<0.50	
	10/7/2005	169.04	1.90	0	167.14	--	--	ND<50	--	ND<0.30	ND<0.30	ND<0.30	ND<0.60	
	1/27/2006	169.04	1.32	0	167.72	--	--	ND<50	--	ND<0.30	ND<0.30	ND<0.30	ND<0.60	
	4/28/2006	169.04	0.00	0	169.04	--	--	ND<50	--	ND<0.30	ND<0.30	ND<0.30	ND<0.60	
	7/28/2006	169.04	1.68	0	167.36	--	--	ND<50	--	ND<0.30	ND<0.30	ND<0.30	ND<0.60	

**Table 5**  
**Historical Groundwater Monitoring Data and Analytical Results**  
**76 Service Station No. 1156 (351645)**  
**4276 MacArthur Boulevard**  
**Oakland, California**

WELL ID	DATE SAMPLED	TOC* (ft)	DTW (ft)	LNAPL (ft)	GWE* (ft)	OIL AND GREASE (µg/L)	TPH-DRO W/SGC (µg/L)	TPH-GRO (µg/L)	TPH-GRO (GC/MS) (µg/L)	B (µg/L)	T (µg/L)	E (µg/L)	X (µg/L)	Comments
	10/27/2006	169.04	1.98	0	167.06	--	--	ND<50	--	ND<0.30	ND<0.30	ND<0.30	ND<0.60	
	1/10/2007	169.04	1.60	0	167.44	--	--	ND<50	--	ND<0.30	ND<0.30	ND<0.30	ND<0.60	
	4/13/2007	169.04	2.01	0	167.03	--	--	ND<50	--	ND<0.30	ND<0.30	ND<0.30	ND<0.60	
	7/19/2007	169.04	1.96	0	167.08	--	--	ND<50	--	ND<0.30	ND<0.30	ND<0.30	ND<0.60	
	10/8/2007	169.04	2.35	0	166.69	--	--	ND<50	--	ND<0.30	ND<0.30	ND<0.30	ND<0.60	
	1/9/2008	169.04	1.10	0	167.94	--	--	ND<50	--	ND<0.30	ND<0.30	ND<0.30	ND<0.60	Gauged on 1/18/2008
	4/4/2008	169.04	1.60	0	167.44	--	--	ND<50	--	ND<0.30	0.40	ND<0.30	0.71	
	7/3/2008	169.04	2.19	0	166.85	--	--	ND<50	--	ND<0.30	ND<0.30	ND<0.30	ND<0.60	
	10/3/2008	169.04	2.78	0	166.26	--	ND<50	ND<50	--	ND<0.30	ND<0.30	ND<0.30	ND<0.60	
	1/22/2009	169.04	2.35	0	166.69	--	ND<50	ND<50	--	ND<0.30	ND<0.30	ND<0.30	ND<0.60	
	4/13/2009	169.04	1.81	0	167.23	--	ND<50	ND<50	--	ND<0.30	ND<0.30	ND<0.30	ND<0.60	
	7/23/2009	169.04	--	--	--	--	--	--	--	--	--	--	--	Paved over
	2/1/2010	169.04	--	--	--	--	--	--	--	--	--	--	--	Paved over
	8/2/2010	169.04	--	--	--	--	--	--	--	--	--	--	--	Paved over
	8/24/2010							DESTROYED						
<b>MW-7</b>	10/3/2001	171.64	7.62	0	164.02	--	--	10,000	--	210	ND<50	ND<50	800	
	1/28/2002	171.64	7.21	0	164.43	--	--	ND<1,000	--	ND<10	ND<10	ND<10	ND<10	
	4/25/2002	171.64	7.25	0	164.39	--	--	ND<5,000	--	660	ND<50	ND<50	ND<50	
	7/18/2002	171.64	8.12	0	163.52	--	--	ND<5,000	--	130	ND<50	ND<50	ND<50	
	10/7/2002	171.64	7.71	0	163.93	--	--	18,000	--	ND<50	ND<50	ND<50	ND<50	
	1/6/2003	171.64	7.63	0	164.01	--	ND<50	410	--	0.61	1.0	0.89	2.9	
	4/7/2003	171.64	7.58	0	164.06	--	--	13,000	--	ND<20	ND<20	ND<20	ND<20	
	7/7/2003	171.64	7.56	0	164.08	--	--	990	--	8.2	ND<0.50	1.2	ND<0.50	
	10/9/2003	171.64	7.72	0	163.92	--	--	6,800	ND<13,000	ND<130	ND<130	ND<130	ND<250	Sampled for TPH-GRO by 8015M on 11/14/2003
	1/14/2004	171.64	6.97	0	164.67	--	--	19,000	--	ND<100	ND<100	ND<100	ND<100	
	4/28/2004	171.64	8.70	0	162.94	--	--	19,000	--	ND<3	ND<3	ND<3	ND<6	
	7/12/2004	171.64	9.44	0	162.20	--	--	12,000	--	28	14	330	200	
	10/25/2004	171.64	7.23	0	164.41	--	--	28,000	--	ND<250	ND<250	ND<250	ND<250	
	1/17/2005	171.64	6.30	0	165.34	--	--	15,000	--	ND<100	ND<100	ND<100	ND<100	
	4/6/2005	171.64	5.96	0	165.68	--	--	13,000	--	ND<100	ND<100	ND<100	ND<100	
	7/8/2005	171.64	6.45	0	165.19	--	--	ND<10,000	--	ND<100	ND<100	ND<100	ND<100	
	10/7/2005	171.64	6.78	0	164.86	--	--	13,000	--	ND<3.0	ND<3.0	ND<3.0	ND<6.0	
	1/27/2006	171.64	5.82	0	165.82	--	--	8,200	--	0.64	1.6	ND<0.30	ND<0.60	
	4/28/2006	171.64	5.57	0	166.07	--	--	6,900	--	0.88	1.5	0.34	1.0	
	7/28/2006	171.64	6.67	0	164.97	--	--	5,400	--	5.2	ND<3.0	ND<3.0	ND<6.0	
	10/27/2006	171.64	6.93	0	164.71	--	--	4,500	--	ND<1.5	ND<1.5	ND<1.5	ND<3.0	
	1/10/2007	171.64	6.41	0	165.23	--	12,000	4,000	--	ND<1.2	ND<1.2	ND<1.2	ND<2.4	
	4/13/2007	171.64	--	--	--	--	--	--	--	--	--	--	--	Paved over
	7/19/2007	171.64	7.10	0	164.54	--	--	2,700	--	0.57	ND<0.30	ND<0.30	ND<0.60	
	10/8/2007	171.64	7.42	0	164.22	--	--	1,600	--	0.47	0.49	ND<0.30	ND<0.60	
	1/9/2008	171.64	5.98	0	165.66	--	--	1,500	--	0.45	0.49	ND<0.30	ND<0.60	Gauged on 1/18/2008
	4/4/2008	171.64	6.80	0	164.84	--	--	1,800	--	0.72	0.58	ND<0.30	ND<0.60	
	7/3/2008	171.64	7.31	0	164.33	--	--	1,600	--	0.45	ND<0.30	ND<0.30	ND<0.60	
	10/3/2008	171.64	7.79	0	163.85	--	ND<50	1,300	--	0.53	0.59	ND<0.30	ND<0.60	
	1/22/2009	171.64	7.26	0	164.38	--	ND<50	890	--	0.43	0.49	ND<0.30	ND<0.60	
	4/13/2009	171.64	6.83	0	164.81	--	ND<50	1,100	--	0.46	0.30	ND<0.30	ND<0.60	
	7/23/2009	171.64	7.32	0	164.32	--	ND<50	920	--	ND<0.30	0.73	ND<0.30	ND<0.60	
	2/1/2010	171.64	6.21	0	165.43	--	53	1,000	--	5.6	4.0	1.2	2.0	
	8/2/2010	171.64	7.08	0	164.56	--	ND<50	880	--	ND<0.30	0.62	ND<0.30	ND<0.60	

**Table 5**  
**Historical Groundwater Monitoring Data and Analytical Results**  
**76 Service Station No. 1156 (351645)**  
**4276 MacArthur Boulevard**  
**Oakland, California**

WELL ID	DATE SAMPLED	TOC* (ft)	DTW (ft)	LNAPL (ft)	GWE* (ft)	OIL AND GREASE (µg/L)	TPH-DRO W/SGC (µg/L)	TPH-GRO (µg/L)	TPH-GRO (GC/MS) (µg/L)	B (µg/L)	T (µg/L)	E (µg/L)	X (µg/L)	Comments
	11/1/2010	172.11	6.97	0	165.14	--	--	--	--	--	--	--	--	Sampled Q1 and Q3 only
	1/31/2011	172.11	6.58	0	165.53	--	ND<50	730	--	0.31	0.59	ND<0.30	ND<0.60	
	4/26/2011	172.11	5.21	0	166.90	--	--	--	--	--	--	--	--	Sampled Q1 and Q3 only
	7/25/2011	172.11	6.89	0	165.22	--	ND<40	610	--	2.5	ND<0.30	ND<0.30	ND<0.60	
	10/7/2011	172.11	7.15	0	164.96	--	--	--	--	--	--	--	--	Sampled Q1 and Q3 only
	1/23/2012	172.11	6.92	0	165.19	--	ND<40	300	--	ND<0.30	0.55	ND<0.30	ND<0.60	
	4/6/2012	172.11	6.01	0	166.10	--	--	--	--	--	--	--	--	Sampled Q1 and Q3 only
	7/24/2012	172.11	7.25	0	164.86	--	ND<40	270	--	ND<0.30	ND<0.30	ND<0.30	ND<0.60	
	2/8/2013	172.11	6.90	0	165.21	--	ND<40	240	--	ND<0.30	ND<0.30	ND<0.30	ND<0.60	
	7/10/2013	172.11	7.36	0	164.75	--	ND<40	340	--	0.75	ND<0.30	0.46	0.69	
	1/16/2014	172.11	7.86	0	164.25	ND<5,000	ND<40	ND<50	--	ND<0.30	ND<0.30	ND<0.30	ND<0.60	
	<b>7/22/2014</b>	<b>172.11</b>	<b>7.40</b>	<b>0</b>	<b>164.71</b>	--	--	--	--	--	--	--	--	<b>Sampled Q1 only</b>
<b>MW-8</b>	1/18/2008	167.97	0.43	0	167.54	--	--	ND<50	--	ND<0.30	ND<0.30	ND<0.30	ND<0.60	
	4/4/2008	167.97	0.55	0	167.42	--	--	ND<50	--	0.76	1.6	0.72	2.3	
	7/3/2008	167.97	0.91	0	167.06	--	--	ND<50	--	ND<0.30	ND<0.30	ND<0.30	ND<0.60	
	10/3/2008	167.97	1.71	0	166.26	--	ND<50	ND<50	--	ND<0.30	ND<0.30	ND<0.30	ND<0.60	
	1/22/2009	167.97	1.59	0	166.38	--	64	ND<50	--	ND<0.30	ND<0.30	ND<0.30	ND<0.60	
	4/13/2009	167.97	0.08	0	167.89	--	ND<50	ND<50	--	ND<0.30	ND<0.30	ND<0.30	ND<0.60	
	7/23/2009	167.97	1.10	0	166.87	--	ND<50	ND<50	--	ND<0.30	ND<0.30	ND<0.30	ND<0.60	
	2/1/2010	167.97	0.65	0	167.32	--	ND<50	ND<50	--	ND<0.30	ND<0.30	ND<0.30	ND<0.60	
	8/2/2010	167.97	--	--	--	--	--	--	--	--	--	--	--	Paved over
	8/24/2010							DESTROYED						
<b>MW-9A</b>	7/10/2013	173.01	5.88	0	167.13	--	220	4,600	--	1,100	14	220	140	
	1/16/2014	173.01	6.24	0	166.77	ND<5,000	200	4,600	--	820	ND<6.0	180	ND<12	
	<b>7/22/2014</b>	<b>173.01</b>	<b>8.65</b>	<b>0</b>	<b>164.36</b>	--	<b>250</b>	<b>6,400</b>	--	<b>1,100</b>	<b>12</b>	<b>380</b>	<b>12</b>	
<b>MW-9B</b>	7/10/2013	172.78	5.87	0	166.91	--	ND<40	ND<50	--	ND<0.30	ND<0.30	ND<0.30	ND<0.60	
	1/16/2014	172.78	6.57	0	166.21	ND<5,000	ND<40	ND<50	--	ND<0.30	ND<0.30	ND<0.30	ND<0.60	
	<b>7/22/2014</b>	<b>172.78</b>	<b>5.94</b>	<b>0</b>	<b>166.84</b>	--	--	--	--	--	--	--	--	<b>Sampled Q1 only</b>
<b>MW-10A</b>	7/10/2013	174.48	7.15	0	167.33	--	1,300	23,000	--	6,600	76	750	1,900	
	1/16/2014	174.48	9.41	0	165.07	ND<5,000	710	25,000	--	6,600	120	850	830	
	<b>7/22/2014</b>	<b>174.48</b>	<b>10.61</b>	<b>0</b>	<b>163.87</b>	--	<b>800</b>	<b>27,000</b>	--	<b>6,300</b>	<b>120</b>	<b>900</b>	<b>1,000</b>	
<b>MW-10B</b>	7/10/2013	174.62	7.65	0	166.97	--	170	4,100	--	1,100	34	130	140	
	1/16/2014	174.62	8.33	0	166.29	ND<5,000	360	5,500	--	1,200	69	190	160	
	<b>7/22/2014</b>	<b>174.62</b>	<b>7.76</b>	<b>0</b>	<b>166.86</b>	--	<b>120</b>	<b>2,400</b>	--	<b>570</b>	<b>19</b>	<b>68</b>	<b>54</b>	
<b>MW-10S</b>	<b>7/22/2014</b>	<b>175.57</b>	<b>10.02</b>	<b>0</b>	<b>165.55</b>	--	--	--	--	--	--	--	--	<b>Insufficient water to sample</b>
<b>MW-11A</b>	7/10/2013	175.37	6.02	0	169.35	--	730	45,000	--	8,600	5,900	940	7,600	
	1/16/2014	175.37	6.08	0	169.29	ND<5,000	480	45,000	--	7,000	4,000	660	6,300	
	<b>7/22/2014</b>	<b>175.37</b>	<b>6.22</b>	<b>0</b>	<b>169.15</b>	--	<b>1,600</b>	<b>49,000</b>	--	<b>6,600</b>	<b>3,300</b>	<b>1,100</b>	<b>7,100</b>	
<b>MW-11B</b>	7/10/2013	174.65	5.07	0	169.58	--	ND<40	3,800	--	1,300	52	41	300	
	1/16/2014	174.65	5.97	0	168.68	ND<5,000	120	19,000	--	5,700	240	330	470	
	<b>7/22/2014</b>	<b>174.65</b>	<b>5.35</b>	<b>0</b>	<b>169.30</b>	--	<b>260</b>	<b>12,000</b>	--	<b>3,400</b>	<b>64</b>	<b>210</b>	<b>59</b>	

**Table 5**  
**Historical Groundwater Monitoring Data and Analytical Results**  
**76 Service Station No. 1156 (351645)**  
**4276 MacArthur Boulevard**  
**Oakland, California**

WELL ID	DATE SAMPLED	TOC* (ft)	DTW (ft)	LNAPL (ft)	GWE* (ft)	OIL AND GREASE (µg/L)	TPH-DRO W/SGC (µg/L)	TPH-GRO (µg/L)	TPH-GRO (GC/MS) (µg/L)	B (µg/L)	T (µg/L)	E (µg/L)	X (µg/L)	Comments
MW-11S	7/22/2014	176.09	6.05	0	170.04	ND<5,000	2,400	40,000	--	4,200	3,000	690	7,100	

**NOTES:**

\* TOC and GWE are in feet above mean sea level  
 TOC = top of casing  
 DTW = Depth to water below TOC  
 LNAPL = Liquid non-aqueous phase liquid  
 GWE = Groundwater elevation  
 ND<# = Analyte not detected at or above indicated practical quantitation limit  
 -- = Not available/not sampled  
 µg/L = Micrograms per liter  
 ft = Feet

TPH-DRO W/SGC= Total petroleum hydrocarbons-diesel range organics with silica gel cleanup  
 TPH-GRO = Total petroleum hydrocarbons-gasoline range organics  
 B = Benzene  
 T = Toluene  
 E = Ethylbenzene  
 X = Total xylenes  
 ID = Identification  
 GC/MS = Gas chromatograph/mass spectrometer  
 Q1 = 1st quarter

**Table 6**  
**Historical Groundwater Analytical Results - Oxygenate Compounds**  
**76 Service Station No. 1156 (351645)**  
**4276 MacArthur Boulevard**  
**Oakland, California**

WELL ID	DATE	MTBE 8021B (µg/L)	MTBE 8260B (µg/L)	TBA (µg/L)	ETHANOL 8260B (µg/L)	ETHANOL 8015B (µg/L)	EDB (µg/L)	EDB 504 (µg/L)	EDC (µg/L)	DIPE (µg/L)	ETBE (µg/L)	TAME (µg/L)
MW-1	7/20/1999	ND	--	--	--	--	--	--	--	--	--	--
	9/28/1999	321	333	ND	--	--	--	--	--	ND	ND	ND
	1/7/2000	ND	--	--	--	--	--	--	--	--	--	--
	3/31/2000	ND	--	--	--	--	--	--	--	--	--	--
	7/14/2000	ND	--	--	--	--	--	--	--	--	--	--
	10/3/2000	ND	--	--	--	--	--	--	--	--	--	--
	1/3/2001	2,200	--	--	--	--	--	--	--	--	--	--
	4/4/2001	ND	481	ND	--	ND	ND	--	ND	ND	ND	ND
	7/17/2001	ND	230	ND	--	ND	ND	--	ND	ND	ND	ND
	10/3/2001	ND<2,500	--	--	--	--	--	--	--	--	--	--
	10/5/2001	--	--	--	--	--	--	--	--	--	--	--
	1/28/2002	3,000	440	--	--	--	--	--	--	--	--	--
	4/25/2002	810	670	--	--	--	--	--	--	--	--	--
	7/18/2002	ND<500	620	ND<100	--	ND<2,500,000	ND<10	--	ND<10	ND<10	ND<10	ND<10
	10/7/2002	1,300	760	ND<10,000	--	ND<50,000,000	ND<200	--	ND<200	ND<200	ND<200	ND<200
	1/6/2003	ND<1,000	790	ND<20,000	--	ND<100,000,000	ND<400	--	ND<400	ND<400	ND<400	ND<400
	4/7/2003	1,000	800	ND<10,000	--	ND<50,000,000	ND<200	--	ND<200	ND<200	ND<200	ND<200
	7/7/2003	600	530	ND<25,000	ND<120,000	--	ND<500	--	ND<500	ND<500	ND<500	ND<500
	10/9/2003	--	660	ND<2,0000	--	ND<100,000	ND<400	--	ND<400	ND<400	ND<400	ND<400
	1/14/2004	ND<1,300	ND<800	ND<40,000	--	ND<200,000	ND<800	--	ND<800	ND<800	ND<800	ND<800
	4/28/2004	1,400	560	800	--	ND<1,000	ND<50	--	ND<50	ND<1	ND<1	ND<1
	7/12/2004	490	440	1,100	--	ND<20,000	ND<10	--	ND<10	ND<20	ND<20	ND<20
	10/25/2004	ND<1,300	330	ND<2,000	--	ND<20,000	ND<200	--	ND<200	ND<400	ND<200	ND<200
	1/17/2005	ND<1,300	570	3,100	--	ND<20,000	ND<200	--	ND<200	ND<400	ND<200	ND<200
	4/6/2005	ND<1,300	580	1,500	--	ND<10,000	ND<100	--	ND<100	ND<100	ND<100	ND<100
	7/8/2005	ND<1,300	290	ND<1,300	--	ND<13,000	ND<130	--	3.8	ND<130	ND<130	ND<130
	10/7/2005	330	250	680	--	ND<250	ND<0.50	--	ND<0.50	ND<0.50	ND<0.50	ND<0.50
	1/27/2006	450	360	ND<500	--	ND<12,000	ND<25	--	ND<25	ND<25	ND<25	ND<25
	4/28/2006	460	280	ND<500	--	ND<12,000	ND<25	--	ND<25	ND<25	ND<25	ND<25
	7/28/2006	330	220	ND<10	--	ND<250	ND<0.50	--	ND<0.50	ND<0.50	ND<0.50	ND<0.50
	10/27/2006	280	250	ND<2,500	--	ND<62,000	ND<120	--	ND<120	ND<120	ND<120	ND<120
	1/10/2007	350	260	ND<1,000	--	ND<25,000	ND<50	--	ND<50	ND<50	ND<50	ND<50

**Table 6**  
**Historical Groundwater Analytical Results - Oxygenate Compounds**  
**76 Service Station No. 1156 (351645)**  
**4276 MacArthur Boulevard**  
**Oakland, California**

WELL ID	DATE	MTBE 8021B (µg/L)	MTBE 8260B (µg/L)	TBA (µg/L)	ETHANOL 8260B (µg/L)	ETHANOL 8015B (µg/L)	EDB (µg/L)	EDB 504 (µg/L)	EDC (µg/L)	DIPE (µg/L)	ETBE (µg/L)	TAME (µg/L)
	4/13/2007	270	220	730	--	ND<250	ND<0.50	--	0.68	ND<0.50	ND<0.50	ND<0.50
	7/19/2007	1,000	200	ND<1,000	--	ND<25,000	ND<50	--	ND<50	ND<50	ND<50	ND<50
	10/8/2007	--	--	--	--	--	--	--	--	--	--	--
	1/9/2008	840	170	ND<250	--	ND<6,200	ND<12	--	ND<12	ND<12	ND<12	ND<12
	4/4/2008	--	160	770	--	ND<5,000	ND<10	--	ND<10	ND<10	ND<10	ND<10
	7/3/2008	--	110	ND<250	--	ND<6,200	ND<12	--	ND<12	ND<12	ND<12	ND<12
	10/3/2008	--	180	ND<200	--	ND<5,000	ND<10	--	ND<10	ND<10	ND<10	ND<10
	1/22/2009	--	160	ND<500	--	ND<12,000	ND<25	--	ND<25	ND<25	ND<25	ND<25
	4/13/2009	--	150	280	--	ND<1,200	ND<2.5	--	ND<2.5	ND<2.5	ND<2.5	ND<2.5
	7/23/2009	--	140	ND<2,000	--	ND<50,000	ND<100	--	ND<100	ND<100	ND<100	ND<100
	2/1/2010	--	ND<50	--	--	--	--	--	--	--	--	--
	8/2/2010	--	ND<10	--	--	--	ND<10	ND<10	ND<10	--	--	--
	8/24/2010	--	--	--	--	--	--	--	--	--	--	--
<b>MW-1B</b>	11/1/2010	--	30	ND<10	--	ND<250	ND<0.50	--	ND<0.50	ND<0.50	ND<0.50	ND<0.50
	1/31/2011	--	46	28	--	ND<250	ND<0.50	--	0.76	ND<0.50	ND<0.50	ND<0.50
	4/26/2011	--	44	33	--	ND<250	ND<0.50	--	0.82	ND<0.50	ND<0.50	ND<0.50
	7/25/2011	--	47	28	--	ND<250	ND<0.50	--	0.75	ND<0.50	ND<0.50	ND<0.50
	10/7/2011	--	41	30	--	ND<250	ND<0.50	--	ND<0.50	ND<0.50	ND<0.50	ND<0.50
	1/23/2012	--	32	23	--	ND<250	ND<0.50	--	ND<0.50	ND<0.50	ND<0.50	ND<0.50
	4/6/2012	--	55	18	--	ND<250	ND<0.50	--	ND<0.50	ND<0.50	ND<0.50	ND<0.50
	7/24/2012	--	46	27	--	ND<250	ND<0.50	--	ND<0.50	ND<0.50	ND<0.50	ND<0.50
	2/8/2013	--	28	ND<10	ND<250	--	ND<0.50	--	ND<0.50	ND<0.50	ND<0.50	ND<0.50
	7/10/2013	--	12	ND<10	ND<250	--	ND<0.50	--	ND<0.50	ND<0.50	ND<0.50	ND<0.50
	1/16/2014	--	42	ND<10	ND<250	--	ND<0.50	--	1.3	ND<0.50	ND<0.50	ND<0.50
	<b>7/22/2014</b>	--	--	--	--	--	--	--	--	--	--	--
<b>MW-2</b>	7/20/1999	4,500	11,000	--	--	--	--	--	--	--	--	--
	9/28/1999	5,280	6,150	ND	--	--	--	--	--	ND	ND	ND
	1/7/2000	33,100	--	--	--	--	--	--	--	--	--	--
	3/31/2000	17,000	--	--	--	--	--	--	--	--	--	--
	7/14/2000	66,500	--	--	--	--	--	--	--	--	--	--

**Table 6**  
**Historical Groundwater Analytical Results - Oxygenate Compounds**  
**76 Service Station No. 1156 (351645)**  
**4276 MacArthur Boulevard**  
**Oakland, California**

WELL ID	DATE	MTBE 8021B (µg/L)	MTBE 8260B (µg/L)	TBA (µg/L)	ETHANOL 8260B (µg/L)	ETHANOL 8015B (µg/L)	EDB (µg/L)	EDB 504 (µg/L)	EDC (µg/L)	DIPE (µg/L)	ETBE (µg/L)	TAME (µg/L)
	10/3/2000	57,500	--	--	--	--	--	--	--	--	--	--
	1/3/2001	49,000	--	--	--	--	--	--	--	--	--	--
	4/4/2001	38,700	37,800	ND	--	ND	ND	--	ND	ND	ND	ND
	7/17/2001	65,000	56,000	ND	--	ND	ND	--	ND	ND	ND	ND
	10/3/2001	14,000	18,000	--	--	--	--	--	--	--	--	--
	1/28/2002	11,000	10,000	--	--	--	--	--	--	--	--	--
	4/25/2002	8,400	8,100	--	--	--	--	--	--	--	--	--
	7/18/2002	4,300	8,800	ND<1,000	--	ND<25,000,000	ND<100	--	ND<100	ND<100	ND<100	ND<100
	10/7/2002	7,100	5,900	ND<20,000	--	ND<100,000,000	ND<400	--	ND<400	ND<400	ND<400	ND<400
	1/6/2003	31,000	35,000	ND<50,000	--	ND<250,000,000	ND<1,000	--	ND<1,000	ND<1,000	ND<1,000	ND<1,000
	4/7/2003	2,000	1,500	ND<2,000	--	ND<10,000,000	ND<40	--	ND<40	ND<40	ND<40	ND<40
	7/7/2003	5,500	8,300	ND<5,000	--	ND<25,000,000	ND<100	--	ND<100	ND<100	ND<100	ND<100
	10/9/2003	--	8,500	ND<10,000	--	ND<50,000	ND<200	--	ND<200	ND<200	ND<200	ND<200
	1/14/2004	2,600	3,200	ND<2,500	--	ND<13,000	ND<50	--	ND<50	ND<50	ND<50	ND<50
	4/28/2004	35,000	22,000	13,000	--	ND<1,000	ND<0.5	--	ND<0.5	ND<1	ND<1	11
	7/12/2004	3,000	3,000	110	--	ND<4,000	ND<3	--	ND<3	ND<5	ND<5	ND<5
	10/25/2004	1,800	1,600	1,100	--	ND<1,300	ND<13	--	ND<13	ND<25	ND<13	ND<13
	1/17/2005	1,600	1,500	1,200	--	ND<1,300	ND<13	--	ND<13	ND<25	ND<13	ND<13
	4/6/2005	2,500	3,200	2,800	--	ND<2,500	ND<25	--	ND<25	ND<25	ND<25	ND<25
	7/8/2005	2,900	3,100	4,300	--	ND<2,500	ND<25	--	ND<25	ND<25	ND<25	ND<25
	10/7/2005	5,900	5,200	8,700	--	ND<250	ND<0.50	--	1.4	ND<0.50	ND<0.50	ND<0.50
	1/27/2006	2,600	2,800	5,200	--	ND<12,000	ND<25	--	ND<25	ND<25	ND<25	ND<25
	4/28/2006	3,700	3,600	6,700	--	ND<250	ND<0.50	--	1.4	ND<0.50	ND<0.50	1.6
	7/28/2006	3,000	2,900	5,100	--	ND<6,200	ND<12	--	ND<12	ND<12	ND<12	ND<12
	10/27/2006	1,600	1,300	6,600	--	ND<1,200	ND<2.5	--	ND<2.5	ND<2.5	ND<2.5	ND<2.5
	1/10/2007	2,300	2,000	6,000	--	ND<1,200	ND<2.5	--	ND<2.5	ND<2.5	ND<2.5	ND<2.5
	4/13/2007	3,600	3,200	7,400	--	ND<6,200	ND<12	--	ND<12	ND<12	ND<12	ND<12
	7/19/2007	2,000	2,000	6,200	--	ND<2,500	ND<5.0	--	ND<5.0	ND<5.0	ND<5.0	ND<5.0
	10/8/2007	5,000	4,000	20,000	--	ND<250	ND<0.50	--	ND<0.50	ND<0.50	ND<0.50	ND<0.50
	1/9/2008	2,100	2,200	9,900	--	ND<250	ND<0.50	--	ND<0.50	ND<0.50	ND<0.50	ND<0.50
	4/4/2008	--	2,100	5,800	--	ND<1,200	ND<2.5	--	ND<2.5	ND<2.5	ND<2.5	ND<2.5
	7/3/2008	--	1,400	8,300	--	ND<250	ND<0.50	--	ND<0.50	ND<0.50	ND<0.50	ND<0.50



**Table 6**  
**Historical Groundwater Analytical Results - Oxygenate Compounds**  
**76 Service Station No. 1156 (351645)**  
**4276 MacArthur Boulevard**  
**Oakland, California**

WELL ID	DATE	MTBE 8021B (µg/L)	MTBE 8260B (µg/L)	TBA (µg/L)	ETHANOL 8260B (µg/L)	ETHANOL 8015B (µg/L)	EDB (µg/L)	EDB 504 (µg/L)	EDC (µg/L)	DIPE (µg/L)	ETBE (µg/L)	TAME (µg/L)
	10/3/2008	--	750	5,900	--	ND<1,200	ND<2.5	--	ND<2.5	ND<2.5	ND<2.5	ND<2.5
	1/22/2009	--	850	7,400	--	ND<250	ND<0.50	--	ND<0.50	ND<0.50	ND<0.50	ND<0.50
	4/13/2009	--	990	5,500	--	ND<2,500	ND<5.0	--	ND<5.0	ND<5.0	ND<5.0	ND<5.0
	7/23/2009	--	390	5,000	--	ND<2,500	ND<5.0	--	ND<5.0	ND<5.0	ND<5.0	ND<5.0
	2/1/2010	--	290	--	--	--	--	--	--	--	--	--
	8/2/2010	--	140	--	--	--	ND<1.0	ND<1.0	ND<1.0	--	--	--
	8/24/2010	--	--	--	--	--	--	--	--	--	--	--
<b>MW-2B</b>	11/1/2010	--	250	2,000	--	ND<250	ND<0.50	--	ND<0.50	ND<0.50	ND<0.50	ND<0.50
	1/31/2011	--	310	1,300	--	ND<250	ND<0.50	--	ND<0.50	ND<0.50	ND<0.50	ND<0.50
	4/26/2011	--	240	770	--	ND<250	ND<0.50	--	ND<0.50	ND<0.50	ND<0.50	ND<0.50
	7/25/2011	--	170	1,100	--	ND<250	ND<0.50	--	ND<0.50	ND<0.50	ND<0.50	ND<0.50
	10/7/2011	--	100	840	--	ND<250	ND<0.50	--	ND<0.50	ND<0.50	ND<0.50	ND<0.50
	1/23/2012	--	95	370	--	ND<250	ND<0.50	--	ND<0.50	ND<0.50	ND<0.50	ND<0.50
	4/6/2012	--	140	310	--	ND<250	ND<0.50	--	ND<0.50	ND<0.50	ND<0.50	ND<0.50
	7/24/2012	--	53	270	--	ND<250	ND<0.50	--	ND<0.50	ND<0.50	ND<0.50	ND<0.50
	2/8/2013	--	1.2	ND<10	ND<250	--	ND<0.50	--	ND<0.50	ND<0.50	ND<0.50	ND<0.50
	7/10/2013	--	0.86	ND<10	ND<250	--	ND<0.50	--	ND<0.50	ND<0.50	ND<0.50	ND<0.50
	1/16/2014	--	9.6	ND<10	ND<250	--	ND<0.50	--	ND<0.50	ND<0.50	ND<0.50	ND<0.50
	<b>7/22/2014</b>	--	--	--	--	--	--	--	--	--	--	--
<b>MW-3</b>	7/20/1999	330	--	--	--	--	--	--	--	--	--	--
	9/28/1999	443	288	ND	--	--	--	--	--	ND	ND	8.80
	1/7/2000	1,940	--	--	--	--	--	--	--	--	--	--
	3/31/2000	2,800	--	--	--	--	--	--	--	--	--	--
	7/14/2000	548	--	--	--	--	--	--	--	--	--	--
	10/3/2000	965	--	--	--	--	--	--	--	--	--	--
	1/3/2001	3,300	--	--	--	--	--	--	--	--	--	--
	4/4/2001	1,050	450	ND	--	ND	ND	--	ND	ND	ND	ND
	7/17/2001	ND	350	ND	--	ND	ND	--	ND	ND	ND	ND
	10/3/2001	ND<1000	--	--	--	--	--	--	--	--	--	--
	1/28/2002	3,200	210	--	--	--	--	--	--	--	--	--

**Table 6**  
**Historical Groundwater Analytical Results - Oxygenate Compounds**  
**76 Service Station No. 1156 (351645)**  
**4276 MacArthur Boulevard**  
**Oakland, California**

WELL ID	DATE	MTBE 8021B (µg/L)	MTBE 8260B (µg/L)	TBA (µg/L)	ETHANOL 8260B (µg/L)	ETHANOL 8015B (µg/L)	EDB (µg/L)	EDB 504 (µg/L)	EDC (µg/L)	DIPE (µg/L)	ETBE (µg/L)	TAME (µg/L)
	4/25/2002	500	260	--	--	--	--	--	--	--	--	--
	7/18/2002	ND<250	270	ND<50	--	ND<1,200,000	ND<5.0	--	ND<5.0	ND<5.0	ND<5.0	ND<5.0
	10/7/2002	ND<120	ND<200	ND<10,000	--	ND<50,000,000	ND<200	--	ND<200	ND<200	ND<200	ND<200
	1/6/2003	440	110	ND<4,000	--	23,000,000	ND<80	--	ND<80	ND<80	ND<80	ND<80
	4/7/2003	440	100	ND<4,000	--	ND<20,000,000	ND<80	--	ND<80	ND<80	ND<80	ND<80
	7/7/2003	280	100	ND<2,000	--	ND<10,000,000	ND<40	--	ND<40	ND<40	ND<40	ND<40
	10/9/2003	--	190	ND<1,000	--	ND<5,000	ND<20	--	ND<20	ND<20	ND<20	ND<20
	1/14/2004	190	230	ND<1,000	--	ND<5,000	ND<20	--	ND<20	ND<20	ND<20	ND<20
	4/28/2004	740	240	ND<12	--	ND<1,000	ND<3	--	ND<3	ND<1	ND<1	ND<1
	7/12/2004	180	100	350	--	ND<20,000	ND<10	--	ND<10	ND<20	ND<20	ND<20
	10/25/2004	94	260	39	--	ND<250	ND<2.5	--	ND<2.5	ND<5.0	ND<2.5	ND<2.5
	1/17/2005	55	200	120	--	ND<250	ND<2.5	--	ND<2.5	ND<5.0	ND<2.5	ND<2.5
	4/6/2005	ND<250	200	150	--	ND<1,000	ND<10	--	ND<10	ND<10	ND<10	ND<10
	7/8/2005	ND<250	150	64	--	ND<250	ND<2.5	--	ND<2.5	ND<2.5	ND<2.5	ND<2.5
	10/7/2005	260	180	ND<200	--	ND<5,000	ND<10	--	ND<10	ND<10	ND<10	ND<10
	1/27/2006	280	250	ND<10	--	ND<250	ND<0.50	--	1.5	ND<0.50	ND<0.50	ND<0.50
	4/28/2006	230	180	190	--	ND<250	ND<0.50	--	0.63	ND<0.50	ND<0.50	ND<0.50
	7/28/2006	250	150	ND<10	--	ND<250	ND<0.50	--	ND<0.50	ND<0.50	ND<0.50	ND<0.50
	10/27/2006	250	140	ND<10	--	ND<250	ND<0.50	--	1.3	ND<0.50	ND<0.50	ND<0.50
	1/10/2007	230	150	66	--	ND<250	ND<0.50	--	1.4	ND<0.50	ND<0.50	ND<0.50
	4/13/2007	230	160	ND<10	--	ND<250	ND<0.50	--	1.2	ND<0.50	ND<0.50	ND<0.50
	7/19/2007	190	180	ND<10	--	ND<250	ND<0.50	--	ND<0.50	ND<0.50	ND<0.50	ND<0.50
	10/8/2007	180	120	ND<20	--	ND<500	ND<1.0	--	1.1	ND<1.0	ND<1.0	ND<1.0
	1/9/2008	290	120	ND<20	--	ND<500	ND<1.0	--	ND<1.0	ND<1.0	ND<1.0	ND<1.0
	4/4/2008	--	120	ND<50	--	ND<1,200	ND<2.5	--	ND<2.5	ND<2.5	ND<2.5	ND<2.5
	7/3/2008	--	190	ND<10	--	ND<250	ND<0.50	--	ND<0.50	ND<0.50	ND<0.50	ND<0.50
	10/3/2008	--	71	ND<100	--	ND<2,500	ND<5.0	--	ND<5.0	ND<5.0	ND<5.0	ND<5.0
	1/22/2009	--	130	ND<20	--	ND<500	ND<1.0	--	ND<1.0	ND<1.0	ND<1.0	ND<1.0
	4/13/2009	--	120	ND<10	--	ND<250	ND<0.50	--	1.0	ND<0.50	ND<0.50	ND<0.50
	7/23/2009	--	120	ND<100	--	ND<2,500	ND<5.0	--	ND<5.0	ND<5.0	ND<5.0	ND<5.0
	2/1/2010	--	97	--	--	--	--	--	--	--	--	--
	8/2/2010	--	89	--	--	--	ND<0.50	--	ND<0.50	--	--	--

**Table 6**  
**Historical Groundwater Analytical Results - Oxygenate Compounds**  
**76 Service Station No. 1156 (351645)**  
**4276 MacArthur Boulevard**  
**Oakland, California**

WELL ID	DATE	MTBE 8021B (µg/L)	MTBE 8260B (µg/L)	TBA (µg/L)	ETHANOL 8260B (µg/L)	ETHANOL 8015B (µg/L)	EDB (µg/L)	EDB 504 (µg/L)	EDC (µg/L)	DIPE (µg/L)	ETBE (µg/L)	TAME (µg/L)
	8/24/2010	--	--	--	--	--	--	--	--	--	--	--
<b>MW-3B</b>	11/1/2010	--	46	ND<10	--	ND<250	ND<0.50	--	ND<0.50	ND<0.50	ND<0.50	ND<0.50
	1/31/2011	--	73	ND<10	--	ND<250	ND<0.50	--	ND<0.50	ND<0.50	ND<0.50	ND<0.50
	4/26/2011	--	52	ND<10	--	ND<250	ND<0.50	--	ND<0.50	ND<0.50	ND<0.50	ND<0.50
	7/25/2011	--	62	47	--	ND<250	ND<0.50	--	ND<0.50	ND<0.50	ND<0.50	ND<0.50
	10/7/2011	--	61	64	--	ND<250	ND<0.50	--	ND<0.50	ND<0.50	ND<0.50	ND<0.50
	1/23/2012	--	56	ND<10	--	ND<250	ND<0.50	--	ND<0.50	ND<0.50	ND<0.50	ND<0.50
	4/6/2012	--	68	ND<10	--	ND<250	ND<0.50	--	ND<0.50	ND<0.50	ND<0.50	ND<0.50
	7/24/2012	--	54	ND<10	--	ND<250	ND<0.50	--	ND<0.50	ND<0.50	ND<0.50	ND<0.50
	2/8/2013	--	20	ND<10	ND<250	--	ND<0.50	--	ND<0.50	ND<0.50	ND<0.50	ND<0.50
	7/10/2013	--	14	ND<100	ND<2,500	--	ND<5.0	--	ND<5.0	ND<5.0	ND<5.0	ND<5.0
	1/16/2014	--	13	ND<10	ND<250	--	ND<5.0	--	1.2	ND<0.50	ND<0.50	ND<0.50
	<b>7/22/2014</b>	--	<b>8.8</b>	<b>ND&lt;20</b>	<b>ND&lt;500</b>	--	<b>ND&lt;1.0</b>	--	<b>ND&lt;1.0</b>	<b>ND&lt;1.0</b>	<b>ND&lt;1.0</b>	<b>ND&lt;1.0</b>
<b>MW-4</b>	7/20/1999	100	--	--	--	--	--	--	--	--	--	--
	9/28/1999	416	459	ND	--	--	--	--	--	ND	ND	ND
	1/7/2000	764	--	--	--	--	--	--	--	--	--	--
	3/31/2000	1,000	--	--	--	--	--	--	--	--	--	--
	7/14/2000	1,530	--	--	--	--	--	--	--	--	--	--
	10/3/2000	1,040	--	--	--	--	--	--	--	--	--	--
	1/3/2001	850	--	--	--	--	--	--	--	--	--	--
	4/4/2001	1,140	819	ND	--	ND	ND	--	ND	ND	ND	ND
	7/17/2001	1,200	900	ND	--	ND	ND	--	ND	ND	ND	ND
	10/3/2001	580	820	--	--	--	--	--	--	--	--	--
	1/28/2002	1,100	500	--	--	--	--	--	--	--	--	--
	4/25/2002	680	600	--	--	--	--	--	--	--	--	--
	7/18/2002	530	760	ND<100	--	ND<2,500,000	ND<10	--	49	ND<10	ND<10	ND<10
	10/7/2002	650	540	ND<10,000	--	ND<50,000,000	ND<200	--	ND<200	ND<200	ND<200	ND<200
	1/6/2003	370	520	ND<1,000	--	ND<5,000,000	ND<20	--	ND<20	ND<20	ND<20	ND<20
	4/7/2003	550	420	ND<1,000	--	ND<5,000,000	ND<20	--	ND<20	ND<20	ND<20	ND<20
	7/7/2003	480	450	ND<1,000	--	ND<5,000,000	ND<20	--	ND<20	ND<20	ND<20	ND<20

**Table 6**  
**Historical Groundwater Analytical Results - Oxygenate Compounds**  
**76 Service Station No. 1156 (351645)**  
**4276 MacArthur Boulevard**  
**Oakland, California**

WELL ID	DATE	MTBE 8021B (µg/L)	MTBE 8260B (µg/L)	TBA (µg/L)	ETHANOL 8260B (µg/L)	ETHANOL 8015B (µg/L)	EDB (µg/L)	EDB 504 (µg/L)	EDC (µg/L)	DIPE (µg/L)	ETBE (µg/L)	TAME (µg/L)
	10/9/2003	--	270	ND<200	--	ND<1,000	ND<4.0	--	ND<4.0	ND<4.0	ND<4.0	ND<4.0
	1/14/2004	150	180	ND<200	--	ND<1,000	ND<4.0	--	6.5	ND<4.0	ND<4.0	ND<4.0
	4/28/2004	490	310	150	--	ND<1,000	ND<0.5	--	ND<0.5	ND<1	ND<1	ND<1
	7/12/2004	710	470	210	--	ND<4,000	ND<3	--	14	ND<5	ND<5	ND<5
	10/25/2004	200	170	38	--	ND<100	ND<1.0	--	2.0	ND<2.0	ND<1.0	ND<1.0
	1/17/2005	240	200	110	--	ND<100	ND<1.0	--	3.6	ND<2.0	ND<1.0	ND<1.0
	4/6/2005	ND<25	26	ND<25	--	73,000	ND<2.5	--	ND<2.5	ND<2.5	ND<2.5	ND<2.5
	7/8/2005	ND<25	64	29	--	ND<50	ND<0.50	--	1.2	ND<0.50	ND<0.50	ND<0.50
	10/7/2005	370	310	210	--	ND<250	ND<0.50	--	26	ND<0.50	ND<0.50	ND<0.50
	1/27/2006	320	240	280	--	ND<2,500	ND<5.0	--	ND<5.0	ND<5.0	ND<5.0	ND<5.0
	4/28/2006	140	140	130	--	ND<250	ND<0.50	--	0.97	ND<0.50	ND<0.50	ND<0.50
	7/28/2006	170	150	64	--	ND<250	ND<0.50	--	5.8	ND<0.50	ND<0.50	ND<0.50
	10/27/2006	130	130	54	--	ND<250	ND<0.50	--	1.5	ND<0.50	ND<0.50	ND<0.50
	1/10/2007	160	150	33	--	310	ND<0.50	--	1.9	ND<0.50	ND<0.50	ND<0.50
	4/13/2007	210	160	82	--	ND<250	ND<0.50	--	0.77	ND<0.50	ND<0.50	ND<0.50
	7/19/2007	120	130	13	--	ND<250	ND<0.50	--	ND<0.50	ND<0.50	ND<0.50	ND<0.50
	10/8/2007	160	150	ND<20	--	ND<500	ND<1.0	--	ND<1.0	ND<1.0	ND<1.0	ND<1.0
	1/9/2008	210	220	ND<20	--	ND<500	ND<1.0	--	ND<1.0	ND<1.0	ND<1.0	ND<1.0
	4/4/2008	--	110	27	--	ND<250	ND<0.50	--	1.0	ND<0.50	ND<0.50	ND<0.50
	7/3/2008	--	100	27	--	ND<250	ND<0.50	--	1.4	ND<0.50	ND<0.50	ND<0.50
	10/3/2008	--	100	ND<10	--	ND<250	ND<0.50	--	ND<0.50	ND<0.50	ND<0.50	ND<0.50
	1/22/2009	--	96	ND<10	--	ND<250	ND<0.50	--	ND<0.50	ND<0.50	ND<0.50	ND<0.50
	4/13/2009	--	88	39	--	ND<250	ND<0.50	--	1.4	ND<0.50	ND<0.50	ND<0.50
	7/23/2009	--	92	42	--	ND<250	ND<0.50	--	1.5	ND<0.50	ND<0.50	ND<0.50
	2/1/2010	--	51	--	--	--	--	--	--	--	--	--
	8/2/2010	--	48	--	--	--	ND<0.50	ND<1.0	1.4	--	--	--
	8/24/2010	--	--	--	--	--	--	--	--	--	--	--
<b>MW-4B</b>	11/1/2010	--	20	ND<10	--	ND<250	ND<0.50	--	ND<0.50	ND<0.50	ND<0.50	ND<0.50
	1/31/2011	--	30	ND<10	--	ND<250	ND<0.50	--	ND<0.50	ND<0.50	ND<0.50	ND<0.50
	4/26/2011	--	26	25	--	ND<250	ND<0.50	--	ND<0.50	ND<0.50	ND<0.50	ND<0.50
	7/25/2011	--	28	ND<10	--	ND<250	ND<0.50	--	ND<0.50	ND<0.50	ND<0.50	ND<0.50

**Table 6**  
**Historical Groundwater Analytical Results - Oxygenate Compounds**  
**76 Service Station No. 1156 (351645)**  
**4276 MacArthur Boulevard**  
**Oakland, California**

WELL ID	DATE	MTBE 8021B (µg/L)	MTBE 8260B (µg/L)	TBA (µg/L)	ETHANOL 8260B (µg/L)	ETHANOL 8015B (µg/L)	EDB (µg/L)	EDB 504 (µg/L)	EDC (µg/L)	DIPE (µg/L)	ETBE (µg/L)	TAME (µg/L)
	10/7/2011	--	25	25	--	ND<250	ND<0.50	--	ND<0.50	ND<0.50	ND<0.50	ND<0.50
	1/23/2012	--	17	ND<10	--	ND<250	ND<0.50	--	ND<0.50	ND<0.50	ND<0.50	ND<0.50
	4/6/2012	--	21	ND<10	--	ND<250	ND<0.50	--	ND<0.50	ND<0.50	ND<0.50	ND<0.50
	7/24/2012	--	24	ND<10	--	ND<250	ND<0.50	--	ND<0.50	ND<0.50	ND<0.50	ND<0.50
	2/8/2013	--	2.8	ND<10	ND<250	--	ND<0.50	--	ND<0.50	ND<0.50	ND<0.50	ND<0.50
	7/10/2013	--	0.64	ND<10	ND<250	--	ND<0.50	--	ND<0.50	ND<0.50	ND<0.50	ND<0.50
	1/16/2014	--	2.3	ND<10	ND<250	--	ND<0.50	--	ND<0.50	ND<0.50	ND<0.50	ND<0.50
	<b>7/22/2014</b>	--	--	--	--	--	--	--	--	--	--	--
<b>MW-5</b>	10/3/2001	1,800	2,100	--	--	--	--	--	--	--	--	--
	1/28/2002	650	550	--	--	--	--	--	--	--	--	--
	4/25/2002	2,200	2,400	--	--	--	--	--	--	--	--	--
	7/18/2002	530	690	ND<20	--	ND<500,000	ND<2.0	--	ND<2.0	ND<2.0	ND<2.0	ND<2.0
	10/7/2002	300	330	ND<100	--	ND<500,000	ND<2.0	--	ND<2.0	ND<2.0	ND<2.0	ND<2.0
	1/6/2003	410	350	ND<100	--	ND<500,000	ND<2.0	--	ND<2.0	ND<2.0	ND<2.0	ND<2.0
	4/7/2003	450	420	ND<500	--	ND<2,500,000	ND<10	--	ND<10	ND<10	ND<10	ND<10
	7/7/2003	220	200	ND<200	--	ND<1,000,000	ND<4.0	--	ND<4.0	ND<4.0	ND<4.0	ND<4.0
	10/9/2003	--	290	ND<200	--	ND<1,000	ND<4.0	--	ND<4.0	ND<4.0	ND<4.0	ND<4.0
	1/14/2004	670	760	ND<2,000	--	ND<10,000	ND<40	--	ND<40	ND<40	ND<40	ND<40
	4/28/2004	1,200	790	ND<12	--	ND<1,000	ND<0.5	--	1.8	ND<1	ND<1	ND<1
	7/12/2004	2.8	ND<0.5	ND<12	--	ND<800	ND<0.5	--	0.76	ND<1	ND<1	ND<1
	10/25/2004	780	1,100	ND<500	--	ND<5,000	ND<50	--	ND<50	ND<100	ND<50	ND<50
	1/17/2005	530	550	100	--	ND<250	ND<2.5	--	ND<2.5	ND<5.0	ND<2.5	ND<2.5
	4/6/2005	600	760	7.6	--	ND<50	ND<0.50	--	1.4	ND<0.50	ND<0.50	ND<0.50
	7/8/2005	570	630	180	--	ND<500	ND<5.0	--	ND<5.0	ND<5.0	ND<5.0	ND<5.0
	10/7/2005	530	490	ND<10	--	ND<250	ND<0.50	--	1.0	ND<0.50	ND<0.50	ND<0.50
	1/27/2006	580	610	1,000	--	ND<2,500	ND<5.0	--	ND<5.0	ND<5.0	ND<5.0	ND<5.0
	4/28/2006	590	520	130	--	ND<250	ND<0.50	--	0.95	ND<0.50	ND<0.50	ND<0.50
	7/28/2006	440	420	ND<100	--	ND<2,500	ND<5.0	--	ND<5.0	ND<5.0	ND<5.0	ND<5.0
	10/27/2006	460	390	43	--	ND<250	ND<0.50	--	1.5	ND<0.50	ND<0.50	ND<0.50
	1/10/2007	430	420	28	--	ND<250	ND<0.50	--	1.7	ND<0.50	ND<0.50	ND<0.50
	4/13/2007	160	120	ND<10	--	ND<250	ND<0.50	--	0.84	ND<0.50	ND<0.50	ND<0.50

**Table 6**  
**Historical Groundwater Analytical Results - Oxygenate Compounds**  
**76 Service Station No. 1156 (351645)**  
**4276 MacArthur Boulevard**  
**Oakland, California**

WELL ID	DATE	MTBE 8021B (µg/L)	MTBE 8260B (µg/L)	TBA (µg/L)	ETHANOL 8260B (µg/L)	ETHANOL 8015B (µg/L)	EDB (µg/L)	EDB 504 (µg/L)	EDC (µg/L)	DIPE (µg/L)	ETBE (µg/L)	TAME (µg/L)
	7/19/2007	19	23	ND<10	--	ND<250	ND<0.50	--	ND<5.0	ND<0.50	ND<0.50	ND<0.50
	10/8/2007	310	280	ND<10	--	ND<250	ND<0.50	--	1.3	ND<0.50	ND<0.50	ND<0.50
	1/9/2008	170	170	ND<10	--	ND<250	ND<0.50	--	1.2	ND<0.50	ND<0.50	ND<0.50
	4/4/2008	--	260	ND<10	--	ND<250	ND<0.50	--	1.4	ND<0.50	ND<0.50	ND<0.50
	7/3/2008	--	360	ND<10	--	ND<250	ND<0.50	--	1.5	ND<0.50	ND<0.50	ND<0.50
	10/3/2008	--	240	ND<10	--	ND<250	ND<0.50	--	ND<0.50	ND<0.50	ND<0.50	ND<0.50
	1/22/2009	--	170	ND<10	--	ND<250	ND<0.50	--	ND<0.50	ND<0.50	ND<0.50	ND<0.50
	4/13/2009	--	190	ND<10	--	ND<250	ND<0.50	--	1.2	ND<0.50	ND<0.50	ND<0.50
	7/23/2009	--	210	ND<10	--	ND<250	ND<0.50	--	1.8	ND<0.50	ND<0.50	ND<0.50
	2/1/2010	--	120	--	--	--	--	--	--	--	--	--
	8/2/2010	--	42	--	--	--	ND<0.50	--	ND<0.50	--	--	--
	11/1/2010	--	--	--	--	--	--	--	--	--	--	--
	1/31/2011	--	130	ND<10	--	ND<250	ND<0.50	--	1.6	ND<0.50	ND<0.50	ND<0.50
	4/26/2011	--	--	--	--	--	--	--	--	--	--	--
	7/25/2011	--	130	ND<10	--	ND<250	ND<0.50	--	1.6	ND<0.50	ND<0.50	ND<0.50
	10/7/2011	--	--	--	--	--	--	--	--	--	--	--
	1/23/2012	--	52	22	--	ND<250	ND<0.50	--	0.92	ND<0.50	ND<0.50	ND<0.50
	4/6/2012	--	--	--	--	--	--	--	--	--	--	--
	7/24/2012	--	81	20	--	ND<250	ND<0.50	--	1.4	ND<0.50	ND<0.50	ND<0.50
	2/8/2013	--	21	ND<10	ND<250	--	ND<0.50	--	ND<0.50	ND<0.50	ND<0.50	ND<0.50
	7/10/2013	--	4.7	ND<10	ND<250	--	ND<0.50	--	ND<0.50	ND<0.50	ND<0.50	ND<0.50
	1/16/2014	--	39	ND<10	ND<250	--	ND<0.50	--	0.67	ND<0.50	ND<0.50	ND<0.50
	<b>7/22/2014</b>	--	--	--	--	--	--	--	--	--	--	--
<b>MW-6</b>	10/3/2001	200	270	--	--	--	--	--	--	--	--	--
	1/28/2002	ND<2.5	--	--	--	--	--	--	--	--	--	--
	4/25/2002	ND<2.5	--	--	--	--	--	--	--	--	--	--
	7/18/2002	ND<2.5	ND<2.0	ND<20	--	ND<500,000	ND<2.0	--	ND<2.0	ND<2.0	ND<2.0	ND<2.0
	10/7/2002	ND<2.5	ND<2.0	ND<100	--	ND<500,000	ND<2.0	--	ND<2.0	ND<2.0	ND<2.0	ND<2.0
	1/6/2003	ND<2.0	ND<2.0	ND<100	--	ND<500,000	ND<2.0	--	ND<2.0	ND<2.0	ND<2.0	ND<2.0
	4/7/2003	46	46	ND<100	--	ND<500,000	ND<2.0	--	ND<2.0	ND<2.0	ND<2.0	ND<2.0
	7/7/2003	ND<2.0	ND<2.0	ND<100	--	ND<500,000	ND<2.0	--	ND<2.0	ND<2.0	ND<2.0	ND<2.0

**Table 6**  
**Historical Groundwater Analytical Results - Oxygenate Compounds**  
**76 Service Station No. 1156 (351645)**  
**4276 MacArthur Boulevard**  
**Oakland, California**

WELL ID	DATE	MTBE 8021B (µg/L)	MTBE 8260B (µg/L)	TBA (µg/L)	ETHANOL 8260B (µg/L)	ETHANOL 8015B (µg/L)	EDB (µg/L)	EDB 504 (µg/L)	EDC (µg/L)	DIPE (µg/L)	ETBE (µg/L)	TAME (µg/L)
	10/9/2003	--	ND<2.0	ND<100	--	ND<500	ND<2.0	--	ND<2.0	ND<2.0	ND<2.0	ND<2.0
	1/14/2004	ND<5.0	ND<2.0	ND<100	--	ND<500	ND<2.0	--	ND<2.0	ND<2.0	ND<2.0	ND<2.0
	4/28/2004	ND<1	ND<0.5	ND<12	--	ND<1,000	ND<0.5	--	ND<0.5	ND<1	ND<1	ND<1
	7/12/2004	6.4	ND<0.5	ND<12	--	ND<800	ND<0.5	--	ND<0.5	ND<1	ND<1	ND<1
	10/25/2004	ND<5.0	0.57	ND<5.0	--	ND<50	ND<0.50	--	ND<0.50	ND<1.0	ND<0.50	ND<0.50
	1/17/2005	ND<5.0	ND<0.50	ND<5.0	--	ND<50	ND<0.50	--	ND<0.50	ND<1.0	ND<0.50	ND<0.50
	4/6/2005	ND<5.0	ND<0.50	ND<5.0	--	ND<50	ND<0.50	--	ND<0.50	ND<0.50	ND<0.50	ND<0.50
	7/8/2005	ND<5.0	ND<0.50	ND<5.0	--	ND<50	ND<0.50	--	ND<0.50	ND<0.50	ND<0.50	ND<0.50
	10/7/2005	ND<1.0	ND<0.50	ND<10	--	ND<250	ND<0.50	--	ND<0.50	ND<0.50	ND<0.50	ND<0.50
	1/27/2006	ND<1.0	ND<0.50	ND<10	--	ND<250	ND<0.50	--	ND<0.50	ND<0.50	ND<0.50	ND<0.50
	4/28/2006	ND<1.0	ND<0.50	ND<10	--	ND<250	ND<0.50	--	ND<0.50	ND<0.50	ND<0.50	ND<0.50
	7/28/2006	ND<1.0	ND<0.50	ND<10	--	ND<250	ND<0.50	--	ND<0.50	ND<0.50	ND<0.50	ND<0.50
	10/27/2006	ND<1.0	ND<0.50	ND<10	--	ND<250	ND<0.50	--	ND<0.50	ND<0.50	ND<0.50	ND<0.50
	1/10/2007	ND<1.0	ND<0.50	ND<10	--	ND<250	ND<0.50	--	ND<0.50	ND<0.50	ND<0.50	ND<0.50
	4/13/2007	ND<1.0	ND<0.50	ND<10	--	ND<250	ND<0.50	--	ND<0.50	ND<0.50	ND<0.50	ND<0.50
	7/19/2007	ND<1.0	ND<0.50	ND<10	--	ND<250	ND<0.50	--	ND<0.50	ND<0.50	ND<0.50	ND<0.50
	10/8/2007	ND<1.0	0.80	ND<10	--	ND<250	ND<0.50	--	ND<0.50	ND<0.50	ND<0.50	ND<0.50
	1/9/2008	ND<1.0	ND<0.50	ND<10	--	ND<250	ND<0.50	--	ND<0.50	ND<0.50	ND<0.50	ND<0.50
	4/4/2008	--	ND<0.50	ND<10	--	ND<250	ND<0.50	--	ND<0.50	ND<0.50	ND<0.50	ND<0.50
	7/3/2008	--	1.4	ND<10	--	ND<250	ND<0.50	--	ND<0.50	ND<0.50	ND<0.50	ND<0.50
	10/3/2008	--	1.8	ND<10	--	ND<250	ND<0.50	--	ND<0.50	ND<0.50	ND<0.50	ND<0.50
	1/22/2009	--	1.2	ND<10	--	ND<250	ND<0.50	--	ND<0.50	ND<0.50	ND<0.50	ND<0.50
	4/13/2009	--	0.72	ND<10	--	ND<250	ND<0.50	--	ND<0.50	ND<0.50	ND<0.50	ND<0.50
	7/23/2009	--	--	--	--	--	--	--	--	--	--	--
	2/1/2010	--	--	--	--	--	--	--	--	--	--	--
	8/2/2010	--	--	--	--	--	--	--	--	--	--	--
	8/24/2010	--	--	--	--	--	--	--	--	--	--	--
<b>MW-7</b>	10/3/2001	35,000	40,000	--	--	--	--	--	--	--	--	--
	1/28/2002	42,000	38,000	--	--	--	--	--	--	--	--	--
	4/25/2002	42,000	45,000	--	--	--	--	--	--	--	--	--
	7/18/2002	51,000	53,000	33,000	--	ND<5,000,000	ND<20	--	ND<20	ND<20	ND<20	ND<20



**Table 6**  
**Historical Groundwater Analytical Results - Oxygenate Compounds**  
**76 Service Station No. 1156 (351645)**  
**4276 MacArthur Boulevard**  
**Oakland, California**

WELL ID	DATE	MTBE 8021B (µg/L)	MTBE 8260B (µg/L)	TBA (µg/L)	ETHANOL 8260B (µg/L)	ETHANOL 8015B (µg/L)	EDB (µg/L)	EDB 504 (µg/L)	EDC (µg/L)	DIPE (µg/L)	ETBE (µg/L)	TAME (µg/L)
	10/7/2002	33,000	38,000	26,000	--	ND<100,000,000	ND<400	--	ND<400	ND<400	ND<400	ND<400
	1/6/2003	3,900	3,100	ND<10,000	--	ND<50,000,000	ND<200	--	ND<200	ND<200	ND<200	ND<200
	4/7/2003	32,000	28,000	ND<40,000	--	ND<200,000,000	ND<800	--	ND<800	ND<800	ND<800	ND<800
	7/7/2003	36,000	45,000	27,000	--	ND<100,000,000	ND<400	--	ND<400	ND<400	ND<400	ND<400
	10/9/2003	--	20,000	ND<25,000	--	ND<130,000	ND<500	--	ND<500	ND<500	ND<500	ND<500
	1/14/2004	20,000	25,000	ND<40,000	--	ND<200,000	ND<800	--	ND<800	ND<800	ND<800	ND<800
	4/28/2004	30,000	21,000	9,200	--	ND<1,000	ND<0.5	--	6.8	ND<1	ND<1	12
	7/12/2004	12,000	11,000	4,600	--	ND<8,000	ND<5	--	5.1	ND<10	ND<10	ND<10
	10/25/2004	13,000	14,000	3,900	--	ND<5,000	ND<50	--	ND<50	ND<100	ND<50	ND<50
	1/17/2005	17,000	16,000	4,200	--	ND<5,000	ND<50	--	ND<50	ND<100	ND<50	ND<50
	4/6/2005	14,000	17,000	4,200	--	ND<10,000	ND<0.50	--	6.4	ND<0.50	ND<0.50	9.3
	7/8/2005	8,600	11,000	4,300	--	ND<5,000	ND<50	--	ND<50	ND<50	ND<50	ND<50
	10/7/2005	9,400	9,800	1,100	--	ND<12,000	ND<25	--	ND<25	ND<25	ND<25	ND<25
	1/27/2006	9,900	7,900	1,600	--	ND<25,000	ND<50	--	ND<50	ND<50	ND<50	ND<50
	4/28/2006	9,600	11,000	2,900	--	ND<250	ND<0.50	--	3.4	ND<0.50	ND<0.50	6.3
	7/28/2006	5,000	5,300	1,300	--	ND<6,200	ND<12	--	ND<12	ND<12	ND<12	ND<12
	10/27/2006	4,700	3,700	1,700	--	ND<2,500	ND<5.0	--	ND<5.0	ND<5.0	ND<5.0	ND<5.0
	1/10/2007	4,400	4,400	1,300	--	ND<2,500	ND<5.0	--	ND<5.0	ND<5.0	ND<5.0	ND<5.0
	4/13/2007	--	--	--	--	--	--	--	--	--	--	--
	7/19/2007	2,700	3,300	ND<100	--	ND<2,500	ND<5.0	--	ND<5.0	ND<5.0	ND<5.0	ND<5.0
	10/8/2007	2,500	2,200	ND<500	--	ND<12,000	ND<25	--	ND<25	ND<25	ND<25	ND<25
	1/9/2008	1,900	1,900	2,700	--	ND<250	ND<0.50	--	1.2	ND<0.50	ND<0.50	1.1
	4/4/2008	--	2,700	1,400	--	ND<6,200	ND<12	--	ND<12	ND<12	ND<12	ND<12
	7/3/2008	--	2,300	940	--	ND<250	ND<0.50	--	2.2	ND<0.50	ND<0.50	1.2
	10/3/2008	--	1,800	540	--	ND<1,200	ND<2.5	--	ND<2.5	ND<2.5	ND<2.5	ND<2.5
	1/22/2009	--	1,300	370	--	ND<1,200	ND<2.5	--	ND<2.5	ND<2.5	ND<2.5	ND<2.5
	4/13/2009	--	1,200	420	--	ND<5,000	ND<10	--	ND<10	ND<10	ND<10	ND<10
	7/23/2009	--	900	370	--	ND<2,500	ND<5.0	--	ND<5.0	ND<5.0	ND<5.0	ND<5.0
	2/1/2010	--	720	--	--	--	--	--	--	--	--	--
	8/2/2010	--	770	--	--	--	ND<0.50	--	1.9	--	--	--
	11/1/2010	--	--	--	--	--	--	--	--	--	--	--
	1/31/2011	--	600	160	--	ND<250	ND<0.50	--	1.3	ND<0.50	ND<0.50	ND<0.50

**Table 6**  
**Historical Groundwater Analytical Results - Oxygenate Compounds**  
**76 Service Station No. 1156 (351645)**  
**4276 MacArthur Boulevard**  
**Oakland, California**

WELL ID	DATE	MTBE 8021B (µg/L)	MTBE 8260B (µg/L)	TBA (µg/L)	ETHANOL 8260B (µg/L)	ETHANOL 8015B (µg/L)	EDB (µg/L)	EDB 504 (µg/L)	EDC (µg/L)	DIPE (µg/L)	ETBE (µg/L)	TAME (µg/L)
	4/26/2011	--	--	--	--	--	--	--	--	--	--	--
	7/25/2011	--	620	220	--	ND<250	ND<0.50	--	1.6	ND<0.50	ND<0.50	ND<0.50
	10/7/2011	--	--	--	--	--	--	--	--	--	--	--
	1/23/2012	--	390	190	--	ND<250	ND<0.50	--	1.2	ND<0.50	ND<0.50	ND<0.50
	4/6/2012	--	--	--	--	--	--	--	--	--	--	--
	7/24/2012	--	300	160	--	ND<250	ND<0.50	--	1.5	ND<0.50	ND<0.50	ND<0.50
	2/8/2013	--	610	ND<50	ND<1,200	--	ND<2.5	--	ND<2.5	ND<2.5	ND<2.5	ND<2.5
	7/10/2013	--	450	44	ND<250	--	ND<0.50	--	1.2	ND<0.50	ND<0.50	ND<0.50
	1/16/2014	--	310	ND<10	ND<250	--	ND<0.50	--	1.4	ND<0.50	ND<0.50	ND<0.50
	<b>7/22/2014</b>	--	--	--	--	--	--	--	--	--	--	--
<b>MW-8</b>	1/18/2008	ND<1.0	ND<0.50	ND<10	--	ND<250	ND<0.50	--	ND<0.50	ND<0.50	ND<0.50	ND<0.50
	4/4/2008	--	ND<0.50	ND<10	--	ND<250	ND<0.50	--	ND<0.50	ND<0.50	ND<0.50	ND<0.50
	7/3/2008	--	ND<0.50	ND<10	--	ND<250	ND<0.50	--	ND<0.50	ND<0.50	ND<0.50	ND<0.50
	10/3/2008	--	ND<0.50	ND<10	--	ND<250	ND<0.50	--	ND<0.50	ND<0.50	ND<0.50	ND<0.50
	1/22/2009	--	ND<0.50	ND<10	--	ND<250	ND<0.50	--	ND<0.50	ND<0.50	ND<0.50	ND<0.50
	4/13/2009	--	ND<0.50	ND<10	--	ND<250	ND<0.50	--	ND<0.50	ND<0.50	ND<0.50	ND<0.50
	7/23/2009	--	ND<0.50	ND<10	--	ND<250	ND<0.50	--	ND<0.50	ND<0.50	ND<0.50	ND<0.50
	2/1/2010	--	ND<0.50	--	--	--	--	--	--	--	--	--
	8/2/2010	--	--	--	--	--	--	--	--	--	--	--
	8/24/2010	--	--	--	--	--	--	--	--	--	--	--
<b>MW-9A</b>	7/10/2013	--	4.4	1,700	ND<250	--	ND<0.50	--	16	ND<0.50	ND<0.50	ND<0.50
	1/16/2014	--	ND<0.50	2,800	ND<250	--	ND<0.50	--	25	ND<0.50	ND<0.50	ND<0.50
	<b>7/22/2014</b>	--	<b>4.1</b>	<b>2,600</b>	<b>ND&lt;1,200</b>	--	<b>ND&lt;2.5</b>	--	<b>18</b>	<b>ND&lt;2.5</b>	<b>ND&lt;2.5</b>	<b>ND&lt;2.5</b>
<b>MW-9B</b>	7/10/2013	--	18	ND<10	ND<250	--	ND<0.50	--	ND<0.50	ND<0.50	ND<0.50	ND<0.50
	1/16/2014	--	56	ND<10	ND<250	--	ND<0.50	--	1.7	ND<0.50	ND<0.50	ND<0.50
	<b>7/22/2014</b>	--	--	--	--	--	--	--	--	--	--	--
<b>MW-10A</b>	7/10/2013	--	310	1,500	ND<2,500	--	ND<5.0	--	ND<5.0	ND<5.0	ND<5.0	ND<5.0
	1/16/2014	--	420	1,800	ND<2,500	--	ND<5.0	--	ND<5.0	ND<5.0	ND<5.0	ND<5.0

**Table 6**  
**Historical Groundwater Analytical Results - Oxygenate Compounds**  
**76 Service Station No. 1156 (351645)**  
**4276 MacArthur Boulevard**  
**Oakland, California**

WELL ID	DATE	MTBE 8021B (µg/L)	MTBE 8260B (µg/L)	TBA (µg/L)	ETHANOL 8260B (µg/L)	ETHANOL 8015B (µg/L)	EDB (µg/L)	EDB 504 (µg/L)	EDC (µg/L)	DIPE (µg/L)	ETBE (µg/L)	TAME (µg/L)
	<b>7/22/2014</b>	--	<b>360</b>	<b>ND&lt;100</b>	<b>ND&lt;2,500</b>	--	<b>ND&lt;5.0</b>	--	<b>ND&lt;5.0</b>	<b>ND&lt;5.0</b>	<b>ND&lt;5.0</b>	<b>ND&lt;5.0</b>
<b>MW-10B</b>	7/10/2013	--	110	370	ND<250	--	ND<0.50	--	3.5	ND<0.50	ND<0.50	ND<0.50
	1/16/2014	--	100	630	ND<250	--	ND<0.50	--	ND<0.50	ND<0.50	ND<0.50	ND<0.50
	<b>7/22/2014</b>	--	<b>89</b>	<b>ND&lt;50</b>	<b>ND&lt;1,200</b>	--	<b>ND&lt;2.5</b>	--	<b>ND&lt;2.5</b>	<b>ND&lt;2.5</b>	<b>ND&lt;2.5</b>	<b>ND&lt;2.5</b>
<b>MW-10S</b>	<b>7/22/2014</b>	--	--	--	--	--	--	--	--	--	--	--
<b>MW-11A</b>	7/10/2013	--	3,600	4,900	ND<6,200	--	ND<12	--	ND<12	ND<12	ND<12	ND<12
	1/16/2014	--	3,600	4,000	ND<6,200	--	ND<12	--	ND<12	ND<12	ND<12	ND<12
	<b>7/22/2014</b>	--	<b>2,800</b>	<b>ND&lt;250</b>	<b>ND&lt;6,200</b>	--	<b>ND&lt;12</b>	--	<b>ND&lt;12</b>	<b>ND&lt;12</b>	<b>ND&lt;12</b>	<b>ND&lt;12</b>
<b>MW-11B</b>	7/10/2013	--	490	1,500	ND<1,200	--	ND<2.5	--	57	ND<2.5	ND<2.5	ND<2.5
	1/16/2014	--	2,100	5,200	ND<1,200	--	ND<2.5	--	ND<2.5	ND<2.5	ND<2.5	ND<2.5
	<b>7/22/2014</b>	--	<b>1,400</b>	<b>5,500</b>	<b>ND&lt;5,000</b>	--	<b>ND&lt;10</b>	--	<b>ND&lt;10</b>	<b>ND&lt;10</b>	<b>ND&lt;10</b>	<b>ND&lt;10</b>
<b>MW-11S</b>	<b>7/22/2014</b>	--	<b>1,300</b>	<b>4,800</b>	<b>ND&lt;6,200</b>	--	<b>ND&lt;12</b>	--	<b>ND&lt;12</b>	<b>ND&lt;12</b>	<b>ND&lt;12</b>	<b>ND&lt;12</b>

**Table 6**  
**Historical Groundwater Analytical Results - Oxygenate Compounds**  
**76 Service Station No. 1156 (351645)**  
**4276 MacArthur Boulevard**  
**Oakland, California**

WELL ID	DATE	MTBE 8021B (µg/L)	MTBE 8260B (µg/L)	TBA (µg/L)	ETHANOL 8260B (µg/L)	ETHANOL 8015B (µg/L)	EDB (µg/L)	EDB 504 (µg/L)	EDC (µg/L)	DIPE (µg/L)	ETBE (µg/L)	TAME (µg/L)
---------	------	-------------------------	-------------------------	---------------	----------------------------	----------------------------	---------------	-------------------	---------------	----------------	----------------	----------------

**NOTES:**

8021B = Analyzed by Environmental Protection Agency (EPA) Method 8021B  
8260B = Analyzed by EPA Method 8260B  
8015B = Analyzed by EPA Method 8015B  
504 = Analyzed by EPA Method 504  
ND<# = Analyte not detected at or above indicated practical quantitation limit  
µg/L = Micrograms per liter  
-- = Not available  
MTBE = Methyl t-butyl ether  
TBA = t-butyl alcohol  
EDB = 1,2-dibromoethane  
EDC = 1,2-dichloroethane  
DIPE = Diisopropyl ether  
ETBE = Ethyl t-butyl ether  
TAME = t-amyl methyl ether  
ID = Identification  
ND = Not detected

**Table 7**  
**Historical Groundwater Analytical Results - Monitored Natural Attenuation Parameters**  
**76 Service Station No. 1156 (351645)**  
**4276 MacArthur Boulevard**  
**Oakland, California**

WELL ID	DATE	METHANE (mg/L)	NITRATE AS		IRON (II) SPECIES (µg/L)	DISSOLVED MANGANESE (µg/L)
			NO3 (mg/L)	SULFATE (mg/L)		
MW-1B	1/16/2014	0.013	7.2	19	ND<100	120
	7/22/2014	--	--	--	--	--
MW-2B	1/16/2014	0.0021	ND<0.44	7.9	ND<100	260
	7/22/2014	--	--	--	--	--
MW-3B	1/16/2014	12	ND<0.44	1.0	5,200	3,300
	7/22/2014	13	ND<0.44	1.8	5,900	3,300
MW-4B	1/16/2014	0.0079	12	28	ND<100	70
	7/22/2014	--	--	--	--	--
MW-5	1/16/2014	0.0027	4.5	27	ND<100	5.2
	7/22/2014	--	--	--	--	--
MW-7	1/16/2014	0.081	ND<0.44	4.1	2,200	300
	7/22/2014	--	--	--	--	--
MW-9A	1/16/2014	2.5	ND<0.88	8.6	2,400	1,500
	7/22/2014	1.9	ND<0.88	ND<2.0	6,800	1,600
MW-9B	1/16/2014	0.0017	4.7	18	ND<100	630
	7/22/2014	--	--	--	--	--
MW-10A	1/16/2014	1.7	ND<0.44	ND<1.0	5,800	1,100
	7/22/2014	2.8	ND<0.44	ND<1.0	7,200	1,200
MW-10B	1/16/2014	0.63	ND<0.44	ND<1.0	7,300	5,400
	7/22/2014	0.064	ND<0.44	ND<1.0	4,200	5,000
MW-10S	7/22/2014	--	--	--	--	--
MW-11A	1/16/2014	2.3	ND<0.44	ND<1.0	7,900	3,700
	7/22/2014	4.6	ND<0.44	ND<1.0	6,100	4,600
MW-11B	1/16/2014	0.31	ND<0.44	5.2	6,600	1,100
	7/22/2014	0.48	ND<0.44	ND<1.0	2,700	1,600
MW-11S	7/22/2014	0.50	ND<0.44	30	1,900	1,800

**Table 7**  
**Historical Groundwater Analytical Results - Monitored Natural Attenuation Parameters**  
**76 Service Station No. 1156 (351645)**  
**4276 MacArthur Boulevard**  
**Oakland, California**

WELL ID	DATE	METHANE (mg/L)	NITRATE AS NO3 (mg/L)	SULFATE (mg/L)	IRON (II) SPECIES (µg/L)	DISSOLVED MANGANESE (µg/L)
---------	------	-------------------	-----------------------------	-------------------	--------------------------------	----------------------------------

**NOTES:**

Methane analyzed by RSK-175M

Nitrate as NO3 and sulfate analyzed by Environmental Protection Agency (EPA) Method 300.0

Iron (II) Species analyzed by SM-3500-FeD

Dissolved Manganese analyzed by EPA Method 200.8

ND<# = Analyte not detected at or above indicated practical quantitation limit

-- = Not sampled

µg/L = Micrograms per liter

mg/L = Milligrams per liter

ID = Identification

**Table 8a**  
**Historical Groundwater Analytical Results - Additional Analytes**  
**76 Service Station No. 1156 (351645)**  
**4276 MacArthur Boulevard**  
**Oakland, California**

WELL ID	DATE	Acenaphthylene (µg/L)	Bromo-dichloro-methane (µg/L)	Bromo-form (µg/L)	Bromo-methane (µg/L)	Carbon Tetra-chloride (µg/L)	Chloro-benzene (µg/L)	Chloro-ethane (µg/L)	Chloroform (µg/L)	Chloro-methane (µg/L)	Dibromo-chloro-methane (µg/L)	1,2-Dichloro-benzene (µg/L)	1,3-Dichloro-benzene (µg/L)	
MW-1	7/20/1999	--	--	--	--	--	12	--	--	--	--	3.9	--	
	9/28/1999	--	--	--	--	--	--	--	--	--	--	--	--	
	1/7/2000	--	--	--	--	--	--	--	--	--	--	--	--	
	3/31/2000	--	--	--	--	--	--	--	--	--	--	6.2	--	
	7/14/2000	--	--	--	--	--	--	--	--	--	--	--	--	
	10/3/2000	--	--	--	--	--	--	--	--	--	--	--	--	
	1/3/2001	--	--	--	--	--	--	--	--	--	--	--	--	
	4/4/2001	--	--	--	--	--	--	5.6	--	--	--	--	4.6	--
	7/17/2001	--	--	--	--	--	--	--	--	--	--	--	18	--
	10/5/2001	--	--	--	--	--	--	--	--	--	--	--	--	--
	1/28/2002	--	--	--	--	--	--	--	--	--	--	--	--	--
	4/25/2002	--	--	--	--	--	--	--	--	--	--	--	--	--
	7/18/2002	--	--	--	--	--	--	5.9	1.1	--	--	--	5.8	--
	10/7/2002	--	--	--	--	--	--	--	--	--	--	--	--	--
	1/6/2003	--	--	--	--	--	--	--	--	--	--	--	--	--
	4/7/2003	--	--	--	--	--	--	--	--	--	--	--	--	--
	7/7/2003	--	--	--	--	--	--	ND<120	--	--	--	--	--	--
	10/9/2003	--	--	--	--	--	--	--	--	--	--	--	--	--
	1/14/2004	--	--	--	--	--	--	--	--	--	--	--	--	--
	4/28/2004	--	--	--	--	--	--	--	--	--	--	--	--	--
	7/12/2004	ND<2	ND<10	ND<10	ND<20	ND<10	ND<10	ND<10	ND<10	ND<10	ND<10	ND<10	ND<2	ND<2
	10/25/2004	--	--	--	--	--	--	--	--	--	--	--	--	--
	1/17/2005	--	--	--	--	--	--	--	--	--	--	--	--	--
	4/6/2005	--	--	--	--	--	--	--	--	--	--	--	--	--
	7/8/2005	--	ND<0.50	ND<2.0	ND<1.0	ND<0.50	12	1.0	ND<0.50	ND<1.0	ND<0.50	9.0	ND<0.50	ND<0.50
	10/7/2005	--	--	--	--	--	--	--	--	--	--	--	--	--
	1/27/2006	--	--	--	--	--	--	--	--	--	--	--	--	--
	4/28/2006	--	--	--	--	--	--	--	--	--	--	--	--	--
	7/28/2006	--	ND<0.50	ND<0.50	ND<1.0	ND<0.50	ND<0.50	ND<0.50	ND<0.50	ND<0.50	ND<0.50	ND<0.50	ND<0.50	ND<0.50
	10/27/2006	--	--	--	--	--	--	--	--	--	--	--	--	--
	1/10/2007	--	--	--	--	--	--	--	--	--	--	--	--	--
	4/13/2007	--	--	--	--	--	--	--	--	--	--	--	--	--
	7/19/2007	--	ND<50	ND<50	ND<100	ND<50	ND<50	ND<50	ND<50	ND<50	ND<50	ND<50	ND<50	ND<50
1/9/2008	--	--	--	--	--	--	--	--	--	--	--	--	--	
4/4/2008	--	--	--	--	--	--	--	--	--	--	--	--	--	
7/3/2008	--	ND<12	ND<12	ND<25	ND<12	ND<12	ND<12	ND<12	ND<12	ND<12	ND<12	ND<12	ND<12	
10/3/2008	--	--	--	--	--	--	--	--	--	--	--	--	--	
1/22/2009	--	--	--	--	--	--	--	--	--	--	--	--	--	
4/13/2009	--	--	--	--	--	--	--	--	--	--	--	--	--	
7/23/2009	--	--	--	--	--	--	--	--	--	--	--	--	--	
2/1/2010	--	--	--	--	--	--	--	--	--	--	--	--	--	
8/2/2010	--	--	--	--	--	--	--	--	--	--	--	--	--	
MW-1B	11/1/2010	--	--	--	--	--	--	--	--	--	--	--	--	
	1/31/2011	--	--	--	--	--	--	--	--	--	--	--	--	



**Table 8a**  
**Historical Groundwater Analytical Results - Additional Analytes**  
**76 Service Station No. 1156 (351645)**  
**4276 MacArthur Boulevard**  
**Oakland, California**

WELL ID	DATE	Acenaphthylene (µg/L)	Bromo-dichloro-methane (µg/L)	Bromo-form (µg/L)	Bromo-methane (µg/L)	Carbon Tetra-chloride (µg/L)	Chloro-benzene (µg/L)	Chloro-ethane (µg/L)	Chloroform (µg/L)	Chloro-methane (µg/L)	Dibromo-chloro-methane (µg/L)	1,2-Dichloro-benzene (µg/L)	1,3-Dichloro-benzene (µg/L)
	4/26/2011	--	--	--	--	--	--	--	--	--	--	--	--
	7/25/2011	--	--	--	--	--	--	--	--	--	--	--	--
	10/7/2011	--	--	--	--	--	--	--	--	--	--	--	--
	1/23/2012	--	--	--	--	--	--	--	--	--	--	--	--
	4/6/2012	--	--	--	--	--	--	--	--	--	--	--	--
	7/24/2012	--	--	--	--	--	--	--	--	--	--	--	--
	2/8/2013	--	--	--	--	--	--	--	--	--	--	--	--
<b>MW-2</b>	9/28/1999	--	--	--	--	--	--	--	--	--	--	--	--
	4/4/2001	--	--	--	--	--	--	--	--	--	--	--	--
	7/17/2001	--	--	--	--	--	--	--	--	--	--	--	--
	7/18/2002	--	--	--	--	--	--	--	--	--	--	--	--
	10/7/2002	--	--	--	--	--	--	--	--	--	--	--	--
	1/6/2003	--	--	--	--	--	--	--	--	--	--	--	--
	4/7/2003	--	--	--	--	--	--	--	--	--	--	--	--
	7/7/2003	--	--	--	--	--	--	--	--	--	--	--	--
	10/9/2003	--	--	--	--	--	--	--	--	--	--	--	--
	1/14/2004	--	--	--	--	--	--	--	--	--	--	--	--
	4/28/2004	--	--	--	--	--	--	--	--	--	--	--	--
	7/12/2004	--	--	--	--	--	--	--	--	--	--	--	--
	10/25/2004	--	--	--	--	--	--	--	--	--	--	--	--
	1/17/2005	--	--	--	--	--	--	--	--	--	--	--	--
	4/6/2005	--	--	--	--	--	--	--	--	--	--	--	--
	7/8/2005	--	--	--	--	--	--	--	--	--	--	--	--
	10/7/2005	--	--	--	--	--	--	--	--	--	--	--	--
	1/27/2006	--	--	--	--	--	--	--	--	--	--	--	--
	4/28/2006	--	--	--	--	--	--	--	--	--	--	--	--
	7/28/2006	--	--	--	--	--	--	--	--	--	--	--	--
	10/27/2006	--	--	--	--	--	--	--	--	--	--	--	--
	1/10/2007	--	--	--	--	--	--	--	--	--	--	--	--
	4/13/2007	--	--	--	--	--	--	--	--	--	--	--	--
	7/19/2007	--	--	--	--	--	--	--	--	--	--	--	--
	10/8/2007	--	--	--	--	--	--	--	--	--	--	--	--
	1/9/2008	--	--	--	--	--	--	--	--	--	--	--	--
	4/4/2008	--	--	--	--	--	--	--	--	--	--	--	--
	7/3/2008	--	--	--	--	--	--	--	--	--	--	--	--
	10/3/2008	--	--	--	--	--	--	--	--	--	--	--	--
	1/22/2009	--	--	--	--	--	--	--	--	--	--	--	--
	4/13/2009	--	--	--	--	--	--	--	--	--	--	--	--
	7/23/2009	--	--	--	--	--	--	--	--	--	--	--	--
	2/1/2010	--	--	--	--	--	--	--	--	--	--	--	--
	8/2/2010	--	--	--	--	--	--	--	--	--	--	--	--
<b>MW-2B</b>	11/1/2010	--	--	--	--	--	--	--	--	--	--	--	--
	1/31/2011	--	--	--	--	--	--	--	--	--	--	--	--

**Table 8a**  
**Historical Groundwater Analytical Results - Additional Analytes**  
**76 Service Station No. 1156 (351645)**  
**4276 MacArthur Boulevard**  
**Oakland, California**

WELL ID	DATE	Acenaphthylene (µg/L)	Bromo-dichloro-methane (µg/L)	Bromo-form (µg/L)	Bromo-methane (µg/L)	Carbon Tetra-chloride (µg/L)	Chloro-benzene (µg/L)	Chloro-ethane (µg/L)	Chloroform (µg/L)	Chloro-methane (µg/L)	Dibromo-chloro-methane (µg/L)	1,2-Dichloro-benzene (µg/L)	1,3-Dichloro-benzene (µg/L)
	4/26/2011	--	--	--	--	--	--	--	--	--	--	--	--
	7/25/2011	--	--	--	--	--	--	--	--	--	--	--	--
	10/7/2011	--	--	--	--	--	--	--	--	--	--	--	--
	1/23/2012	--	--	--	--	--	--	--	--	--	--	--	--
	4/6/2012	--	--	--	--	--	--	--	--	--	--	--	--
	7/24/2012	--	--	--	--	--	--	--	--	--	--	--	--
	2/8/2013	--	--	--	--	--	--	--	--	--	--	--	--
<b>MW-3</b>	9/28/1999	--	--	--	--	--	--	--	--	--	--	--	--
	4/4/2001	--	--	--	--	--	--	--	--	--	--	--	--
	7/17/2001	--	--	--	--	--	--	--	--	--	--	--	--
	7/18/2002	--	--	--	--	--	--	--	--	--	--	--	--
	10/7/2002	--	--	--	--	--	--	--	--	--	--	--	--
	1/6/2003	--	--	--	--	--	--	--	--	--	--	--	--
	4/7/2003	--	--	--	--	--	--	--	--	--	--	--	--
	7/7/2003	--	--	--	--	--	--	--	--	--	--	--	--
	10/9/2003	--	--	--	--	--	--	--	--	--	--	--	--
	1/14/2004	--	--	--	--	--	--	--	--	--	--	--	--
	4/28/2004	--	--	--	--	--	--	--	--	--	--	--	--
	7/12/2004	--	--	--	--	--	--	--	--	--	--	--	--
	10/25/2004	--	--	--	--	--	--	--	--	--	--	--	--
	1/17/2005	--	--	--	--	--	--	--	--	--	--	--	--
	4/6/2005	--	--	--	--	--	--	--	--	--	--	--	--
	7/8/2005	--	--	--	--	--	--	--	--	--	--	--	--
	10/7/2005	--	--	--	--	--	--	--	--	--	--	--	--
	1/27/2006	--	--	--	--	--	--	--	--	--	--	--	--
	4/28/2006	--	--	--	--	--	--	--	--	--	--	--	--
	7/28/2006	--	--	--	--	--	--	--	--	--	--	--	--
	10/27/2006	--	--	--	--	--	--	--	--	--	--	--	--
	1/10/2007	--	--	--	--	--	--	--	--	--	--	--	--
	4/13/2007	--	--	--	--	--	--	--	--	--	--	--	--
	7/19/2007	--	--	--	--	--	--	--	--	--	--	--	--
	10/8/2007	--	--	--	--	--	--	--	--	--	--	--	--
	1/9/2008	--	--	--	--	--	--	--	--	--	--	--	--
	4/4/2008	--	--	--	--	--	--	--	--	--	--	--	--
	7/3/2008	--	--	--	--	--	--	--	--	--	--	--	--
	10/3/2008	--	--	--	--	--	--	--	--	--	--	--	--
	1/22/2009	--	--	--	--	--	--	--	--	--	--	--	--
	4/13/2009	--	--	--	--	--	--	--	--	--	--	--	--
	7/23/2009	--	--	--	--	--	--	--	--	--	--	--	--
	2/1/2010	--	--	--	--	--	--	--	--	--	--	--	--
	8/2/2010	--	--	--	--	--	--	--	--	--	--	--	--
<b>MW-3B</b>	11/1/2010	--	--	--	--	--	--	--	--	--	--	--	--
	1/31/2011	--	--	--	--	--	--	--	--	--	--	--	--

**Table 8a**  
**Historical Groundwater Analytical Results - Additional Analytes**  
**76 Service Station No. 1156 (351645)**  
**4276 MacArthur Boulevard**  
**Oakland, California**

WELL ID	DATE	Acenaphthylene (µg/L)	Bromo-dichloro-methane (µg/L)	Bromo-form (µg/L)	Bromo-methane (µg/L)	Carbon Tetra-chloride (µg/L)	Chloro-benzene (µg/L)	Chloro-ethane (µg/L)	Chloroform (µg/L)	Chloro-methane (µg/L)	Dibromo-chloro-methane (µg/L)	1,2-Dichloro-benzene (µg/L)	1,3-Dichloro-benzene (µg/L)
	4/26/2011	--	--	--	--	--	--	--	--	--	--	--	--
	7/25/2011	--	--	--	--	--	--	--	--	--	--	--	--
	10/7/2011	--	--	--	--	--	--	--	--	--	--	--	--
	1/23/2012	--	--	--	--	--	--	--	--	--	--	--	--
	4/6/2012	--	--	--	--	--	--	--	--	--	--	--	--
	7/24/2012	--	--	--	--	--	--	--	--	--	--	--	--
	2/8/2013	--	--	--	--	--	--	--	--	--	--	--	--
<b>MW-4</b>	9/28/1999	--	--	--	--	--	--	--	--	--	--	--	--
	4/4/2001	--	--	--	--	--	--	--	--	--	--	--	--
	7/17/2001	--	--	--	--	--	--	--	--	--	--	--	--
	7/18/2002	--	--	--	--	--	--	--	--	--	--	--	--
	10/7/2002	--	--	--	--	--	--	--	--	--	--	--	--
	1/6/2003	--	--	--	--	--	--	--	--	--	--	--	--
	4/7/2003	--	--	--	--	--	--	--	--	--	--	--	--
	7/7/2003	--	--	--	--	--	--	--	--	--	--	--	--
	10/9/2003	--	--	--	--	--	--	--	--	--	--	--	--
	1/14/2004	--	--	--	--	--	--	--	--	--	--	--	--
	4/28/2004	--	--	--	--	--	--	--	--	--	--	--	--
	7/12/2004	--	--	--	--	--	--	--	--	--	--	--	--
	10/25/2004	--	--	--	--	--	--	--	--	--	--	--	--
	1/17/2005	--	--	--	--	--	--	--	--	--	--	--	--
	4/6/2005	--	--	--	--	--	--	--	--	--	--	--	--
	7/8/2005	--	--	--	--	--	--	--	--	--	--	--	--
	10/7/2005	--	--	--	--	--	--	--	--	--	--	--	--
	1/27/2006	--	--	--	--	--	--	--	--	--	--	--	--
	4/28/2006	--	--	--	--	--	--	--	--	--	--	--	--
	7/28/2006	--	--	--	--	--	--	--	--	--	--	--	--
	10/27/2006	--	--	--	--	--	--	--	--	--	--	--	--
	1/10/2007	--	--	--	--	--	--	--	--	--	--	--	--
	4/13/2007	--	--	--	--	--	--	--	--	--	--	--	--
	7/19/2007	--	--	--	--	--	--	--	--	--	--	--	--
	10/8/2007	--	--	--	--	--	--	--	--	--	--	--	--
	1/9/2008	--	--	--	--	--	--	--	--	--	--	--	--
	4/4/2008	--	--	--	--	--	--	--	--	--	--	--	--
	7/3/2008	--	--	--	--	--	--	--	--	--	--	--	--
	10/3/2008	--	--	--	--	--	--	--	--	--	--	--	--
	1/22/2009	--	--	--	--	--	--	--	--	--	--	--	--
	4/13/2009	--	--	--	--	--	--	--	--	--	--	--	--
	7/23/2009	--	--	--	--	--	--	--	--	--	--	--	--
	2/1/2010	--	--	--	--	--	--	--	--	--	--	--	--
	8/2/2010	--	--	--	--	--	--	--	--	--	--	--	--
<b>MW-4B</b>	11/1/2010	--	--	--	--	--	--	--	--	--	--	--	--
	1/31/2011	--	--	--	--	--	--	--	--	--	--	--	--

**Table 8a**  
**Historical Groundwater Analytical Results - Additional Analytes**  
**76 Service Station No. 1156 (351645)**  
**4276 MacArthur Boulevard**  
**Oakland, California**

WELL ID	DATE	Acenaphthylene (µg/L)	Bromo-dichloro-methane (µg/L)	Bromo-form (µg/L)	Bromo-methane (µg/L)	Carbon Tetra-chloride (µg/L)	Chloro-benzene (µg/L)	Chloro-ethane (µg/L)	Chloroform (µg/L)	Chloro-methane (µg/L)	Dibromo-chloro-methane (µg/L)	1,2-Dichloro-benzene (µg/L)	1,3-Dichloro-benzene (µg/L)
	4/26/2011	--	--	--	--	--	--	--	--	--	--	--	--
	7/25/2011	--	--	--	--	--	--	--	--	--	--	--	--
	10/7/2011	--	--	--	--	--	--	--	--	--	--	--	--
	1/23/2012	--	--	--	--	--	--	--	--	--	--	--	--
	4/6/2012	--	--	--	--	--	--	--	--	--	--	--	--
	7/24/2012	--	--	--	--	--	--	--	--	--	--	--	--
	2/8/2013	--	--	--	--	--	--	--	--	--	--	--	--
<b>MW-5</b>	7/18/2002	--	--	--	--	--	--	--	--	--	--	--	--
	10/7/2002	--	--	--	--	--	--	--	--	--	--	--	--
	1/6/2003	--	--	--	--	--	ND<0.50	--	--	--	--	--	--
	4/7/2003	--	--	--	--	--	--	--	--	--	--	--	--
	7/7/2003	--	--	--	--	--	--	--	--	--	--	--	--
	10/9/2003	--	--	--	--	--	--	--	--	--	--	--	--
	1/14/2004	--	--	--	--	--	--	--	--	--	--	--	--
	4/28/2004	--	--	--	--	--	--	--	--	--	--	--	--
	7/12/2004	--	--	--	--	--	--	--	--	--	--	--	--
	10/25/2004	--	--	--	--	--	--	--	--	--	--	--	--
	1/17/2005	--	--	--	--	--	--	--	--	--	--	--	--
	4/6/2005	--	--	--	--	--	--	--	--	--	--	--	--
	7/8/2005	--	--	--	--	--	--	--	--	--	--	--	--
	10/7/2005	--	--	--	--	--	--	--	--	--	--	--	--
	1/27/2006	--	--	--	--	--	--	--	--	--	--	--	--
	4/28/2006	--	--	--	--	--	--	--	--	--	--	--	--
	7/28/2006	--	--	--	--	--	--	--	--	--	--	--	--
	10/27/2006	--	--	--	--	--	--	--	--	--	--	--	--
	1/10/2007	--	--	--	--	--	--	--	--	--	--	--	--
	4/13/2007	--	--	--	--	--	--	--	--	--	--	--	--
	7/19/2007	--	--	--	--	--	--	--	--	--	--	--	--
	10/8/2007	--	--	--	--	--	--	--	--	--	--	--	--
	1/9/2008	--	--	--	--	--	--	--	--	--	--	--	--
	4/4/2008	--	--	--	--	--	--	--	--	--	--	--	--
	7/3/2008	--	--	--	--	--	--	--	--	--	--	--	--
	10/3/2008	--	--	--	--	--	--	--	--	--	--	--	--
	1/22/2009	--	--	--	--	--	--	--	--	--	--	--	--
	4/13/2009	--	--	--	--	--	--	--	--	--	--	--	--
	7/23/2009	--	--	--	--	--	--	--	--	--	--	--	--
	2/1/2010	--	--	--	--	--	--	--	--	--	--	--	--
	8/2/2010	--	--	--	--	--	--	--	--	--	--	--	--
	1/31/2011	--	--	--	--	--	--	--	--	--	--	--	--
	4/26/2011	--	--	--	--	--	--	--	--	--	--	--	--
	7/25/2011	--	--	--	--	--	--	--	--	--	--	--	--
	10/7/2011	--	--	--	--	--	--	--	--	--	--	--	--
	1/23/2012	--	--	--	--	--	--	--	--	--	--	--	--
	4/6/2012	--	--	--	--	--	--	--	--	--	--	--	--

**Table 8a**  
**Historical Groundwater Analytical Results - Additional Analytes**  
**76 Service Station No. 1156 (351645)**  
**4276 MacArthur Boulevard**  
**Oakland, California**

WELL ID	DATE	Acenaphthylene (µg/L)	Bromo-dichloro-methane (µg/L)	Bromo-form (µg/L)	Bromo-methane (µg/L)	Carbon Tetra-chloride (µg/L)	Chloro-benzene (µg/L)	Chloro-ethane (µg/L)	Chloroform (µg/L)	Chloro-methane (µg/L)	Dibromo-chloro-methane (µg/L)	1,2-Dichloro-benzene (µg/L)	1,3-Dichloro-benzene (µg/L)
	7/24/2012	--	--	--	--	--	--	--	--	--	--	--	--
	2/8/2013	--	--	--	--	--	--	--	--	--	--	--	--
<b>MW-6</b>	7/18/2002	--	--	--	--	--	--	--	--	--	--	--	--
	10/7/2002	--	--	--	--	--	--	--	--	--	--	--	--
	1/6/2003	--	--	--	--	--	--	--	--	--	--	--	--
	4/7/2003	--	--	--	--	--	--	--	--	--	--	--	--
	7/7/2003	--	--	--	--	--	--	--	--	--	--	--	--
	10/9/2003	--	--	--	--	--	--	--	--	--	--	--	--
	1/14/2004	--	--	--	--	--	--	--	--	--	--	--	--
	4/28/2004	--	--	--	--	--	--	--	--	--	--	--	--
	7/12/2004	--	--	--	--	--	--	--	--	--	--	--	--
	10/25/2004	--	--	--	--	--	--	--	--	--	--	--	--
	1/17/2005	--	--	--	--	--	--	--	--	--	--	--	--
	4/6/2005	--	--	--	--	--	--	--	--	--	--	--	--
	7/8/2005	--	--	--	--	--	--	--	--	--	--	--	--
	10/7/2005	--	--	--	--	--	--	--	--	--	--	--	--
	1/27/2006	--	--	--	--	--	--	--	--	--	--	--	--
	4/28/2006	--	--	--	--	--	--	--	--	--	--	--	--
	7/28/2006	--	--	--	--	--	--	--	--	--	--	--	--
	10/27/2006	--	--	--	--	--	--	--	--	--	--	--	--
	1/10/2007	--	--	--	--	--	--	--	--	--	--	--	--
	4/13/2007	--	--	--	--	--	--	--	--	--	--	--	--
	7/19/2007	--	--	--	--	--	--	--	--	--	--	--	--
	10/8/2007	--	--	--	--	--	--	--	--	--	--	--	--
	1/9/2008	--	--	--	--	--	--	--	--	--	--	--	--
	4/4/2008	--	--	--	--	--	--	--	--	--	--	--	--
	7/3/2008	--	--	--	--	--	--	--	--	--	--	--	--
	10/3/2008	--	--	--	--	--	--	--	--	--	--	--	--
	1/22/2009	--	--	--	--	--	--	--	--	--	--	--	--
	4/13/2009	--	--	--	--	--	--	--	--	--	--	--	--
<b>MW-7</b>	7/18/2002	--	--	--	--	--	--	--	--	--	--	--	--
	10/7/2002	--	--	--	--	--	--	--	--	--	--	--	--
	1/6/2003	--	--	--	--	--	ND<50	--	--	--	--	--	--
	4/7/2003	--	--	--	--	--	--	--	--	--	--	--	--
	7/7/2003	--	--	--	--	--	--	--	--	--	--	--	--
	10/9/2003	--	--	--	--	--	--	--	--	--	--	--	--
	1/14/2004	--	--	--	--	--	--	--	--	--	--	--	--
	4/28/2004	--	--	--	--	--	--	--	--	--	--	--	--
	7/12/2004	--	--	--	--	--	--	--	--	--	--	--	--
	10/25/2004	--	--	--	--	--	--	--	--	--	--	--	--
	1/17/2005	--	--	--	--	--	--	--	--	--	--	--	--
	4/6/2005	--	--	--	--	--	--	--	--	--	--	--	--
	7/8/2005	--	--	--	--	--	--	--	--	--	--	--	--

**Table 8a**  
**Historical Groundwater Analytical Results - Additional Analytes**  
**76 Service Station No. 1156 (351645)**  
**4276 MacArthur Boulevard**  
**Oakland, California**

WELL ID	DATE	Acenaphthylene (µg/L)	Bromo-dichloro-methane (µg/L)	Bromo-form (µg/L)	Bromo-methane (µg/L)	Carbon Tetra-chloride (µg/L)	Chloro-benzene (µg/L)	Chloro-ethane (µg/L)	Chloroform (µg/L)	Chloro-methane (µg/L)	Dibromo-chloro-methane (µg/L)	1,2-Dichloro-benzene (µg/L)	1,3-Dichloro-benzene (µg/L)
	10/7/2005	--	--	--	--	--	--	--	--	--	--	--	--
	1/27/2006	--	--	--	--	--	--	--	--	--	--	--	--
	4/28/2006	--	--	--	--	--	--	--	--	--	--	--	--
	7/28/2006	--	--	--	--	--	--	--	--	--	--	--	--
	10/27/2006	--	--	--	--	--	--	--	--	--	--	--	--
	1/10/2007	--	--	--	--	--	--	--	--	--	--	--	--
	7/19/2007	--	--	--	--	--	--	--	--	--	--	--	--
	10/8/2007	--	--	--	--	--	--	--	--	--	--	--	--
	1/9/2008	--	--	--	--	--	--	--	--	--	--	--	--
	4/4/2008	--	--	--	--	--	--	--	--	--	--	--	--
	7/3/2008	--	--	--	--	--	--	--	--	--	--	--	--
	10/3/2008	--	--	--	--	--	--	--	--	--	--	--	--
	1/22/2009	--	--	--	--	--	--	--	--	--	--	--	--
	4/13/2009	--	--	--	--	--	--	--	--	--	--	--	--
	7/23/2009	--	--	--	--	--	--	--	--	--	--	--	--
	2/1/2010	--	--	--	--	--	--	--	--	--	--	--	--
	8/2/2010	--	--	--	--	--	--	--	--	--	--	--	--
	1/31/2011	--	--	--	--	--	--	--	--	--	--	--	--
	4/26/2011	--	--	--	--	--	--	--	--	--	--	--	--
	7/25/2011	--	--	--	--	--	--	--	--	--	--	--	--
	10/7/2011	--	--	--	--	--	--	--	--	--	--	--	--
	1/23/2012	--	--	--	--	--	--	--	--	--	--	--	--
	4/6/2012	--	--	--	--	--	--	--	--	--	--	--	--
	7/24/2012	--	--	--	--	--	--	--	--	--	--	--	--
	2/8/2013	--	--	--	--	--	--	--	--	--	--	--	--
<b>MW-8</b>	1/18/2008	--	--	--	--	--	--	--	--	--	--	--	--
	4/4/2008	--	--	--	--	--	--	--	--	--	--	--	--
	7/3/2008	--	--	--	--	--	--	--	--	--	--	--	--
	10/3/2008	--	--	--	--	--	--	--	--	--	--	--	--
	1/22/2009	--	--	--	--	--	--	--	--	--	--	--	--
	4/13/2009	--	--	--	--	--	--	--	--	--	--	--	--
	7/23/2009	--	--	--	--	--	--	--	--	--	--	--	--
	2/1/2010	--	--	--	--	--	--	--	--	--	--	--	--

**NOTES:**

ND<# = Analyte not detected at or above indicated practical quantitation limit

-- = Not sampled

µg/L = Micrograms per liter

ID = Identification

**Table 8b**  
**Historical Groundwater Analytical Results - Additional Analytes**  
**76 Service Station No. 1156 (351645)**  
**4276 MacArthur Boulevard**  
**Oakland, California**

WELL ID	DATE	1,4-Dichloro-benzene (µg/L)	Dichloro-difluoro-methane (µg/L)	1,1-Dichloro-ethane (µg/L)	1,1-Dichloro-ethene (µg/L)	cis-1,2-Dichloro-ethene (µg/L)	trans-1,2-Dichloro-ethene (µg/L)	1,2-Dichloro-propane (µg/L)	cis-1,3-Dichloro-propene (µg/L)	trans-1,3-Dichloro-propene (µg/L)	Hexa-chloro-butadiene (µg/L)	Methylene chloride (µg/L)	Naphthalene (µg/L)
MW-1	7/20/1999	--	--	2.0	--	3.6	--	0.92	--	--	--	--	600
	9/28/1999	--	--	--	--	--	--	--	--	--	--	--	534
	1/7/2000	--	--	--	--	--	--	--	--	--	--	--	1,050
	3/31/2000	--	--	--	--	--	--	--	--	--	--	--	140
	7/14/2000	--	--	--	--	--	--	--	--	--	--	--	690
	10/3/2000	--	--	--	--	--	--	--	--	--	--	--	361
	1/3/2001	--	--	--	--	--	--	--	--	--	--	--	400
	4/4/2001	--	--	--	--	3.4	--	--	--	--	--	--	490
	7/17/2001	--	--	--	--	--	--	--	--	--	--	--	740
	10/5/2001	--	--	--	--	--	--	--	--	--	--	--	--
	1/28/2002	--	--	--	--	--	--	--	--	--	--	--	--
	4/25/2002	--	--	--	--	--	--	--	--	--	--	--	--
	7/18/2002	1.3	--	--	--	1.3	--	--	--	--	--	--	910
	10/7/2002	--	--	--	--	--	--	--	--	--	--	--	--
	1/6/2003	--	--	--	--	--	--	--	--	--	--	--	--
	4/7/2003	--	--	--	--	--	--	--	--	--	--	--	--
	7/7/2003	--	--	--	--	ND<120	--	--	--	--	--	--	850
	10/9/2003	--	--	--	--	--	--	--	--	--	--	--	--
	1/14/2004	--	--	--	--	--	--	--	--	--	--	--	--
	4/28/2004	--	--	--	--	--	--	--	--	--	--	--	--
	7/12/2004	ND<2	ND<10	ND<10	ND<10	ND<10	ND<10	ND<10	ND<10	ND<10	ND<2	ND<20	450
	10/25/2004	--	--	--	--	--	--	--	--	--	--	--	--
	1/17/2005	--	--	--	--	--	--	--	--	--	--	--	--
	4/6/2005	--	--	--	--	--	--	--	--	--	--	--	--
	7/8/2005	1.2	ND<1.0	1.3	ND<0.50	3.1	ND<0.50	ND<0.50	ND<0.50	ND<0.50	ND<20	ND<5.0	250
	10/7/2005	--	--	--	--	--	--	--	--	--	--	--	--
	1/27/2006	--	--	--	--	--	--	--	--	--	--	--	--
	4/28/2006	--	--	--	--	--	--	--	--	--	--	--	--
	7/28/2006	ND<0.50	ND<0.50	ND<0.50	ND<0.50	4.5	ND<0.50	ND<0.50	ND<0.50	ND<0.50	--	ND<1.0	--
	10/27/2006	--	--	--	--	--	--	--	--	--	--	--	--
	1/10/2007	--	--	--	--	--	--	--	--	--	--	--	--
	4/13/2007	--	--	--	--	--	--	--	--	--	--	--	--
	7/19/2007	ND<50	ND<50	ND<50	ND<50	ND<50	ND<50	ND<50	ND<50	ND<50	--	ND<100	--
	1/9/2008	--	--	--	--	--	--	--	--	--	--	--	--
	4/4/2008	--	--	--	--	--	--	--	--	--	--	--	--
	7/3/2008	ND<12	ND<12	ND<12	ND<12	ND<12	ND<12	ND<12	ND<12	ND<12	--	ND<25	--
	10/3/2008	--	--	--	--	--	--	--	--	--	--	--	--
	1/22/2009	--	--	--	--	--	--	--	--	--	--	--	--
	4/13/2009	--	--	--	--	--	--	--	--	--	--	--	--
	7/23/2009	--	--	--	--	--	--	--	--	--	--	--	--
	2/1/2010	--	--	--	--	--	--	--	--	--	--	--	--
	8/2/2010	--	--	--	--	--	--	--	--	--	--	--	--
MW-1B	11/1/2010	--	--	--	--	--	--	--	--	--	--	--	--

**Table 8b**  
**Historical Groundwater Analytical Results - Additional Analytes**  
**76 Service Station No. 1156 (351645)**  
**4276 MacArthur Boulevard**  
**Oakland, California**

WELL ID	DATE	1,4-Dichloro-benzene (µg/L)	Dichloro-difluoro-methane (µg/L)	1,1-Dichloro-ethane (µg/L)	1,1-Dichloro-ethene (µg/L)	cis-1,2-Dichloro-ethene (µg/L)	trans-1,2-Dichloro-ethene (µg/L)	1,2-Dichloro-propane (µg/L)	cis-1,3-Dichloro-propene (µg/L)	trans-1,3-Dichloro-propene (µg/L)	Hexa-chloro-butadiene (µg/L)	Methylene chloride (µg/L)	Naphthalene (µg/L)
	1/31/2011	--	--	--	--	--	--	--	--	--	--	--	--
	4/26/2011	--	--	--	--	--	--	--	--	--	--	--	--
	7/25/2011	--	--	--	--	--	--	--	--	--	--	--	--
	10/7/2011	--	--	--	--	--	--	--	--	--	--	--	--
	1/23/2012	--	--	--	--	--	--	--	--	--	--	--	--
	4/6/2012	--	--	--	--	--	--	--	--	--	--	--	--
	7/24/2012	--	--	--	--	--	--	--	--	--	--	--	--
	2/8/2013	--	--	--	--	--	--	--	--	--	--	--	--
<b>MW-2</b>	9/28/1999	--	--	--	--	--	--	--	--	--	--	--	--
	4/4/2001	--	--	--	--	--	--	--	--	--	--	--	--
	7/17/2001	--	--	--	--	--	--	--	--	--	--	--	--
	7/18/2002	--	--	--	--	--	--	--	--	--	--	--	--
	10/7/2002	--	--	--	--	--	--	--	--	--	--	--	--
	1/6/2003	--	--	--	--	--	--	--	--	--	--	--	--
	4/7/2003	--	--	--	--	--	--	--	--	--	--	--	--
	7/7/2003	--	--	--	--	--	--	--	--	--	--	--	--
	10/9/2003	--	--	--	--	--	--	--	--	--	--	--	--
	1/14/2004	--	--	--	--	--	--	--	--	--	--	--	--
	4/28/2004	--	--	--	--	--	--	--	--	--	--	--	--
	7/12/2004	--	--	--	--	--	--	--	--	--	--	--	--
	10/25/2004	--	--	--	--	--	--	--	--	--	--	--	--
	1/17/2005	--	--	--	--	--	--	--	--	--	--	--	--
	4/6/2005	--	--	--	--	--	--	--	--	--	--	--	--
	7/8/2005	--	--	--	--	--	--	--	--	--	--	--	--
	10/7/2005	--	--	--	--	--	--	--	--	--	--	--	--
	1/27/2006	--	--	--	--	--	--	--	--	--	--	--	--
	4/28/2006	--	--	--	--	--	--	--	--	--	--	--	--
	7/28/2006	--	--	--	--	--	--	--	--	--	--	--	--
	10/27/2006	--	--	--	--	--	--	--	--	--	--	--	--
	1/10/2007	--	--	--	--	--	--	--	--	--	--	--	--
	4/13/2007	--	--	--	--	--	--	--	--	--	--	--	--
	7/19/2007	--	--	--	--	--	--	--	--	--	--	--	--
	10/8/2007	--	--	--	--	--	--	--	--	--	--	--	--
	1/9/2008	--	--	--	--	--	--	--	--	--	--	--	--
	4/4/2008	--	--	--	--	--	--	--	--	--	--	--	--
	7/3/2008	--	--	--	--	--	--	--	--	--	--	--	--
	10/3/2008	--	--	--	--	--	--	--	--	--	--	--	--
	1/22/2009	--	--	--	--	--	--	--	--	--	--	--	--
	4/13/2009	--	--	--	--	--	--	--	--	--	--	--	--
	7/23/2009	--	--	--	--	--	--	--	--	--	--	--	--
	2/1/2010	--	--	--	--	--	--	--	--	--	--	--	--
	8/2/2010	--	--	--	--	--	--	--	--	--	--	--	--



**Table 8b**  
**Historical Groundwater Analytical Results - Additional Analytes**  
**76 Service Station No. 1156 (351645)**  
**4276 MacArthur Boulevard**  
**Oakland, California**

WELL ID	DATE	1,4-Dichloro-benzene (µg/L)	Dichloro-difluoro-methane (µg/L)	1,1-Dichloro-ethane (µg/L)	1,1-Dichloro-ethene (µg/L)	cis-1,2-Dichloro-ethene (µg/L)	trans-1,2-Dichloro-ethene (µg/L)	1,2-Dichloro-propane (µg/L)	cis-1,3-Dichloro-propene (µg/L)	trans-1,3-Dichloro-propene (µg/L)	Hexa-chloro-butadiene (µg/L)	Methylene chloride (µg/L)	Naphthalene (µg/L)
MW-2B	11/1/2010	--	--	--	--	--	--	--	--	--	--	--	--
	1/31/2011	--	--	--	--	--	--	--	--	--	--	--	--
	4/26/2011	--	--	--	--	--	--	--	--	--	--	--	--
	7/25/2011	--	--	--	--	--	--	--	--	--	--	--	--
	10/7/2011	--	--	--	--	--	--	--	--	--	--	--	--
	1/23/2012	--	--	--	--	--	--	--	--	--	--	--	--
	4/6/2012	--	--	--	--	--	--	--	--	--	--	--	--
	7/24/2012	--	--	--	--	--	--	--	--	--	--	--	--
	2/8/2013	--	--	--	--	--	--	--	--	--	--	--	--
MW-3	9/28/1999	--	--	--	--	--	--	--	--	--	--	--	--
	4/4/2001	--	--	--	--	--	--	--	--	--	--	--	--
	7/17/2001	--	--	--	--	--	--	--	--	--	--	--	--
	7/18/2002	--	--	--	--	--	--	--	--	--	--	--	--
	10/7/2002	--	--	--	--	--	--	--	--	--	--	--	--
	1/6/2003	--	--	--	--	--	--	--	--	--	--	--	--
	4/7/2003	--	--	--	--	--	--	--	--	--	--	--	--
	7/7/2003	--	--	--	--	--	--	--	--	--	--	--	--
	10/9/2003	--	--	--	--	--	--	--	--	--	--	--	--
	1/14/2004	--	--	--	--	--	--	--	--	--	--	--	--
	4/28/2004	--	--	--	--	--	--	--	--	--	--	--	--
	7/12/2004	--	--	--	--	--	--	--	--	--	--	--	--
	10/25/2004	--	--	--	--	--	--	--	--	--	--	--	--
	1/17/2005	--	--	--	--	--	--	--	--	--	--	--	--
	4/6/2005	--	--	--	--	--	--	--	--	--	--	--	--
	7/8/2005	--	--	--	--	--	--	--	--	--	--	--	--
	10/7/2005	--	--	--	--	--	--	--	--	--	--	--	--
	1/27/2006	--	--	--	--	--	--	--	--	--	--	--	--
	4/28/2006	--	--	--	--	--	--	--	--	--	--	--	--
	7/28/2006	--	--	--	--	--	--	--	--	--	--	--	--
	10/27/2006	--	--	--	--	--	--	--	--	--	--	--	--
	1/10/2007	--	--	--	--	--	--	--	--	--	--	--	--
	4/13/2007	--	--	--	--	--	--	--	--	--	--	--	--
	7/19/2007	--	--	--	--	--	--	--	--	--	--	--	--
	10/8/2007	--	--	--	--	--	--	--	--	--	--	--	--
	1/9/2008	--	--	--	--	--	--	--	--	--	--	--	--
	4/4/2008	--	--	--	--	--	--	--	--	--	--	--	--
	7/3/2008	--	--	--	--	--	--	--	--	--	--	--	--
	10/3/2008	--	--	--	--	--	--	--	--	--	--	--	--
	1/22/2009	--	--	--	--	--	--	--	--	--	--	--	--
	4/13/2009	--	--	--	--	--	--	--	--	--	--	--	--
	7/23/2009	--	--	--	--	--	--	--	--	--	--	--	--
2/1/2010	--	--	--	--	--	--	--	--	--	--	--	--	
8/2/2010	--	--	--	--	--	--	--	--	--	--	--	--	

**Table 8b**  
**Historical Groundwater Analytical Results - Additional Analytes**  
**76 Service Station No. 1156 (351645)**  
**4276 MacArthur Boulevard**  
**Oakland, California**

WELL ID	DATE	1,4-Dichloro-benzene (µg/L)	Dichloro-difluoro-methane (µg/L)	1,1-Dichloro-ethane (µg/L)	1,1-Dichloro-ethene (µg/L)	cis-1,2-Dichloro-ethene (µg/L)	trans-1,2-Dichloro-ethene (µg/L)	1,2-Dichloro-propane (µg/L)	cis-1,3-Dichloro-propene (µg/L)	trans-1,3-Dichloro-propene (µg/L)	Hexa-chloro-butadiene (µg/L)	Methylene chloride (µg/L)	Naphthalene (µg/L)
<b>MW-3B</b>	11/1/2010	--	--	--	--	--	--	--	--	--	--	--	--
	1/31/2011	--	--	--	--	--	--	--	--	--	--	--	--
	4/26/2011	--	--	--	--	--	--	--	--	--	--	--	--
	7/25/2011	--	--	--	--	--	--	--	--	--	--	--	--
	10/7/2011	--	--	--	--	--	--	--	--	--	--	--	--
	1/23/2012	--	--	--	--	--	--	--	--	--	--	--	--
	4/6/2012	--	--	--	--	--	--	--	--	--	--	--	--
	7/24/2012	--	--	--	--	--	--	--	--	--	--	--	--
	2/8/2013	--	--	--	--	--	--	--	--	--	--	--	--
<b>MW-4</b>	9/28/1999	--	--	--	--	--	--	--	--	--	--	--	--
	4/4/2001	--	--	--	--	--	--	--	--	--	--	--	--
	7/17/2001	--	--	--	--	--	--	--	--	--	--	--	--
	7/18/2002	--	--	--	--	--	--	--	--	--	--	--	--
	10/7/2002	--	--	--	--	--	--	--	--	--	--	--	--
	1/6/2003	--	--	--	--	--	--	--	--	--	--	--	--
	4/7/2003	--	--	--	--	--	--	--	--	--	--	--	--
	7/7/2003	--	--	--	--	--	--	--	--	--	--	--	--
	10/9/2003	--	--	--	--	--	--	--	--	--	--	--	--
	1/14/2004	--	--	--	--	--	--	--	--	--	--	--	--
	4/28/2004	--	--	--	--	--	--	--	--	--	--	--	--
	7/12/2004	--	--	--	--	--	--	--	--	--	--	--	--
	10/25/2004	--	--	--	--	--	--	--	--	--	--	--	--
	1/17/2005	--	--	--	--	--	--	--	--	--	--	--	--
	4/6/2005	--	--	--	--	--	--	--	--	--	--	--	--
	7/8/2005	--	--	--	--	--	--	--	--	--	--	--	--
	10/7/2005	--	--	--	--	--	--	--	--	--	--	--	--
	1/27/2006	--	--	--	--	--	--	--	--	--	--	--	--
	4/28/2006	--	--	--	--	--	--	--	--	--	--	--	--
	7/28/2006	--	--	--	--	--	--	--	--	--	--	--	--
	10/27/2006	--	--	--	--	--	--	--	--	--	--	--	--
	1/10/2007	--	--	--	--	--	--	--	--	--	--	--	--
	4/13/2007	--	--	--	--	--	--	--	--	--	--	--	--
	7/19/2007	--	--	--	--	--	--	--	--	--	--	--	--
	10/8/2007	--	--	--	--	--	--	--	--	--	--	--	--
	1/9/2008	--	--	--	--	--	--	--	--	--	--	--	--
	4/4/2008	--	--	--	--	--	--	--	--	--	--	--	--
	7/3/2008	--	--	--	--	--	--	--	--	--	--	--	--
10/3/2008	--	--	--	--	--	--	--	--	--	--	--	--	
1/22/2009	--	--	--	--	--	--	--	--	--	--	--	--	
4/13/2009	--	--	--	--	--	--	--	--	--	--	--	--	
7/23/2009	--	--	--	--	--	--	--	--	--	--	--	--	
2/1/2010	--	--	--	--	--	--	--	--	--	--	--	--	

**Table 8b**  
**Historical Groundwater Analytical Results - Additional Analytes**  
**76 Service Station No. 1156 (351645)**  
**4276 MacArthur Boulevard**  
**Oakland, California**

WELL ID	DATE	1,4-Dichloro-benzene (µg/L)	Dichloro-difluoro-methane (µg/L)	1,1-Dichloro-ethane (µg/L)	1,1-Dichloro-ethene (µg/L)	cis-1,2-Dichloro-ethene (µg/L)	trans-1,2-Dichloro-ethene (µg/L)	1,2-Dichloro-propane (µg/L)	cis-1,3-Dichloro-propene (µg/L)	trans-1,3-Dichloro-propene (µg/L)	Hexa-chloro-butadiene (µg/L)	Methylene chloride (µg/L)	Naphthalene (µg/L)
	8/2/2010	--	--	--	--	--	--	--	--	--	--	--	--
<b>MW-4B</b>	11/1/2010	--	--	--	--	--	--	--	--	--	--	--	--
	1/31/2011	--	--	--	--	--	--	--	--	--	--	--	--
	4/26/2011	--	--	--	--	--	--	--	--	--	--	--	--
	7/25/2011	--	--	--	--	--	--	--	--	--	--	--	--
	10/7/2011	--	--	--	--	--	--	--	--	--	--	--	--
	1/23/2012	--	--	--	--	--	--	--	--	--	--	--	--
	4/6/2012	--	--	--	--	--	--	--	--	--	--	--	--
	7/24/2012	--	--	--	--	--	--	--	--	--	--	--	--
	2/8/2013	--	--	--	--	--	--	--	--	--	--	--	--
<b>MW-5</b>	7/18/2002	--	--	--	--	--	--	--	--	--	--	--	--
	10/7/2002	--	--	--	--	--	--	--	--	--	--	--	--
	1/6/2003	--	--	--	--	ND<0.50	--	--	--	--	--	--	ND<10
	4/7/2003	--	--	--	--	--	--	--	--	--	--	--	--
	7/7/2003	--	--	--	--	--	--	--	--	--	--	--	--
	10/9/2003	--	--	--	--	--	--	--	--	--	--	--	--
	1/14/2004	--	--	--	--	--	--	--	--	--	--	--	--
	4/28/2004	--	--	--	--	--	--	--	--	--	--	--	--
	7/12/2004	--	--	--	--	--	--	--	--	--	--	--	--
	10/25/2004	--	--	--	--	--	--	--	--	--	--	--	--
	1/17/2005	--	--	--	--	--	--	--	--	--	--	--	--
	4/6/2005	--	--	--	--	--	--	--	--	--	--	--	--
	7/8/2005	--	--	--	--	--	--	--	--	--	--	--	--
	10/7/2005	--	--	--	--	--	--	--	--	--	--	--	--
	1/27/2006	--	--	--	--	--	--	--	--	--	--	--	--
	4/28/2006	--	--	--	--	--	--	--	--	--	--	--	--
	7/28/2006	--	--	--	--	--	--	--	--	--	--	--	--
	10/27/2006	--	--	--	--	--	--	--	--	--	--	--	--
	1/10/2007	--	--	--	--	--	--	--	--	--	--	--	--
	4/13/2007	--	--	--	--	--	--	--	--	--	--	--	--
	7/19/2007	--	--	--	--	--	--	--	--	--	--	--	--
	10/8/2007	--	--	--	--	--	--	--	--	--	--	--	--
	1/9/2008	--	--	--	--	--	--	--	--	--	--	--	--
	4/4/2008	--	--	--	--	--	--	--	--	--	--	--	--
	7/3/2008	--	--	--	--	--	--	--	--	--	--	--	--
	10/3/2008	--	--	--	--	--	--	--	--	--	--	--	--
	1/22/2009	--	--	--	--	--	--	--	--	--	--	--	--
	4/13/2009	--	--	--	--	--	--	--	--	--	--	--	--
	7/23/2009	--	--	--	--	--	--	--	--	--	--	--	--
	2/1/2010	--	--	--	--	--	--	--	--	--	--	--	--
	8/2/2010	--	--	--	--	--	--	--	--	--	--	--	--
	1/31/2011	--	--	--	--	--	--	--	--	--	--	--	--

**Table 8b**  
**Historical Groundwater Analytical Results - Additional Analytes**  
**76 Service Station No. 1156 (351645)**  
**4276 MacArthur Boulevard**  
**Oakland, California**

WELL ID	DATE	1,4-Dichloro-benzene (µg/L)	Dichloro-difluoro-methane (µg/L)	1,1-Dichloro-ethane (µg/L)	1,1-Dichloro-ethene (µg/L)	cis-1,2-Dichloro-ethene (µg/L)	trans-1,2-Dichloro-ethene (µg/L)	1,2-Dichloro-propane (µg/L)	cis-1,3-Dichloro-propene (µg/L)	trans-1,3-Dichloro-propene (µg/L)	Hexa-chloro-butadiene (µg/L)	Methylene chloride (µg/L)	Naphthalene (µg/L)
	4/26/2011	--	--	--	--	--	--	--	--	--	--	--	--
	7/25/2011	--	--	--	--	--	--	--	--	--	--	--	--
	10/7/2011	--	--	--	--	--	--	--	--	--	--	--	--
	1/23/2012	--	--	--	--	--	--	--	--	--	--	--	--
	4/6/2012	--	--	--	--	--	--	--	--	--	--	--	--
	7/24/2012	--	--	--	--	--	--	--	--	--	--	--	--
	2/8/2013	--	--	--	--	--	--	--	--	--	--	--	--
<b>MW-6</b>	7/18/2002	--	--	--	--	--	--	--	--	--	--	--	--
	10/7/2002	--	--	--	--	--	--	--	--	--	--	--	--
	1/6/2003	--	--	--	--	--	--	--	--	--	--	--	--
	4/7/2003	--	--	--	--	--	--	--	--	--	--	--	--
	7/7/2003	--	--	--	--	--	--	--	--	--	--	--	--
	10/9/2003	--	--	--	--	--	--	--	--	--	--	--	--
	1/14/2004	--	--	--	--	--	--	--	--	--	--	--	--
	4/28/2004	--	--	--	--	--	--	--	--	--	--	--	--
	7/12/2004	--	--	--	--	--	--	--	--	--	--	--	--
	10/25/2004	--	--	--	--	--	--	--	--	--	--	--	--
	1/17/2005	--	--	--	--	--	--	--	--	--	--	--	--
	4/6/2005	--	--	--	--	--	--	--	--	--	--	--	--
	7/8/2005	--	--	--	--	--	--	--	--	--	--	--	--
	10/7/2005	--	--	--	--	--	--	--	--	--	--	--	--
	1/27/2006	--	--	--	--	--	--	--	--	--	--	--	--
	4/28/2006	--	--	--	--	--	--	--	--	--	--	--	--
	7/28/2006	--	--	--	--	--	--	--	--	--	--	--	--
	10/27/2006	--	--	--	--	--	--	--	--	--	--	--	--
	1/10/2007	--	--	--	--	--	--	--	--	--	--	--	--
	4/13/2007	--	--	--	--	--	--	--	--	--	--	--	--
	7/19/2007	--	--	--	--	--	--	--	--	--	--	--	--
	10/8/2007	--	--	--	--	--	--	--	--	--	--	--	--
	1/9/2008	--	--	--	--	--	--	--	--	--	--	--	--
	4/4/2008	--	--	--	--	--	--	--	--	--	--	--	--
	7/3/2008	--	--	--	--	--	--	--	--	--	--	--	--
	10/3/2008	--	--	--	--	--	--	--	--	--	--	--	--
	1/22/2009	--	--	--	--	--	--	--	--	--	--	--	--
	4/13/2009	--	--	--	--	--	--	--	--	--	--	--	--
<b>MW-7</b>	7/18/2002	--	--	--	--	--	--	--	--	--	--	--	--
	10/7/2002	--	--	--	--	--	--	--	--	--	--	--	--
	1/6/2003	--	--	--	--	ND<50	--	--	--	--	--	--	ND<10
	4/7/2003	--	--	--	--	--	--	--	--	--	--	--	--
	7/7/2003	--	--	--	--	--	--	--	--	--	--	--	--
	10/9/2003	--	--	--	--	--	--	--	--	--	--	--	--
	1/14/2004	--	--	--	--	--	--	--	--	--	--	--	--

**Table 8b**  
**Historical Groundwater Analytical Results - Additional Analytes**  
**76 Service Station No. 1156 (351645)**  
**4276 MacArthur Boulevard**  
**Oakland, California**

WELL ID	DATE	1,4-Dichloro-benzene (µg/L)	Dichloro-difluoro-methane (µg/L)	1,1-Dichloro-ethane (µg/L)	1,1-Dichloro-ethene (µg/L)	cis-1,2-Dichloro-ethene (µg/L)	trans-1,2-Dichloro-ethene (µg/L)	1,2-Dichloro-propane (µg/L)	cis-1,3-Dichloro-propene (µg/L)	trans-1,3-Dichloro-propene (µg/L)	Hexa-chloro-butadiene (µg/L)	Methylene chloride (µg/L)	Naphthalene (µg/L)
	4/28/2004	--	--	--	--	--	--	--	--	--	--	--	--
	7/12/2004	--	--	--	--	--	--	--	--	--	--	--	--
	10/25/2004	--	--	--	--	--	--	--	--	--	--	--	--
	1/17/2005	--	--	--	--	--	--	--	--	--	--	--	--
	4/6/2005	--	--	--	--	--	--	--	--	--	--	--	--
	7/8/2005	--	--	--	--	--	--	--	--	--	--	--	--
	10/7/2005	--	--	--	--	--	--	--	--	--	--	--	--
	1/27/2006	--	--	--	--	--	--	--	--	--	--	--	--
	4/28/2006	--	--	--	--	--	--	--	--	--	--	--	--
	7/28/2006	--	--	--	--	--	--	--	--	--	--	--	--
	10/27/2006	--	--	--	--	--	--	--	--	--	--	--	--
	1/10/2007	--	--	--	--	--	--	--	--	--	--	--	--
	7/19/2007	--	--	--	--	--	--	--	--	--	--	--	--
	10/8/2007	--	--	--	--	--	--	--	--	--	--	--	--
	1/9/2008	--	--	--	--	--	--	--	--	--	--	--	--
	4/4/2008	--	--	--	--	--	--	--	--	--	--	--	--
	7/3/2008	--	--	--	--	--	--	--	--	--	--	--	--
	10/3/2008	--	--	--	--	--	--	--	--	--	--	--	--
	1/22/2009	--	--	--	--	--	--	--	--	--	--	--	--
	4/13/2009	--	--	--	--	--	--	--	--	--	--	--	--
	7/23/2009	--	--	--	--	--	--	--	--	--	--	--	--
	2/1/2010	--	--	--	--	--	--	--	--	--	--	--	--
	8/2/2010	--	--	--	--	--	--	--	--	--	--	--	--
	1/31/2011	--	--	--	--	--	--	--	--	--	--	--	--
	4/26/2011	--	--	--	--	--	--	--	--	--	--	--	--
	7/25/2011	--	--	--	--	--	--	--	--	--	--	--	--
	10/7/2011	--	--	--	--	--	--	--	--	--	--	--	--
	1/23/2012	--	--	--	--	--	--	--	--	--	--	--	--
	4/6/2012	--	--	--	--	--	--	--	--	--	--	--	--
	7/24/2012	--	--	--	--	--	--	--	--	--	--	--	--
	2/8/2013	--	--	--	--	--	--	--	--	--	--	--	--
<b>MW-8</b>	1/18/2008	--	--	--	--	--	--	--	--	--	--	--	--
	4/4/2008	--	--	--	--	--	--	--	--	--	--	--	--
	7/3/2008	--	--	--	--	--	--	--	--	--	--	--	--
	10/3/2008	--	--	--	--	--	--	--	--	--	--	--	--
	1/22/2009	--	--	--	--	--	--	--	--	--	--	--	--
	4/13/2009	--	--	--	--	--	--	--	--	--	--	--	--
	7/23/2009	--	--	--	--	--	--	--	--	--	--	--	--
	2/1/2010	--	--	--	--	--	--	--	--	--	--	--	--

**Table 8b**  
**Historical Groundwater Analytical Results - Additional Analytes**  
**76 Service Station No. 1156 (351645)**  
**4276 MacArthur Boulevard**  
**Oakland, California**

WELL ID	DATE	1,4-Dichloro- benzene (µg/L)	Dichloro- difluoro- methane (µg/L)	1,1-Dichloro- ethane (µg/L)	1,1-Dichloro- ethene (µg/L)	cis- 1,2-Dichloro- ethene (µg/L)	trans- 1,2-Dichloro- ethene (µg/L)	1,2- Dichloro- propane (µg/L)	cis-1,3- Dichloro- propene (µg/L)	trans-1,3- Dichloro- propene (µg/L)	Hexa- chloro- butadiene (µg/L)	Methylene chloride (µg/L)	Naph- thalene (µg/L)
---------	------	------------------------------------	---	-----------------------------------	-----------------------------------	---	---	--	--	--	---	---------------------------------	----------------------------

**NOTES:**

ND<# = Analyte not detected at or above indicated practical quantitation limit

-- = Not sampled

µg/L = Micrograms per liter

ID = Identification

**Table 8c**  
**Historical Groundwater Analytical Results - Additional Analytes**  
**76 Service Station No. 1156 (351645)**  
**4276 MacArthur Boulevard**  
**Oakland, California**

WELL ID	DATE	n-Propyl- benzene (µg/L)	1,1,2,2- Tetrachloro- ethane (µg/L)	Tetrachloro- ethene (PCE) (µg/L)	Trichloro- trifluoro- ethane (µg/L)	1,2,4- Trichloro- benzene (µg/L)	1,1,1- Trichloro- ethane (µg/L)	1,1,2- Trichloro- ethane (µg/L)	Trichloro- ethene (TCE) (µg/L)	Trichloro- fluoro- methane (µg/L)	1,2,4- Trimethyl- benzene (µg/L)	1,3,5- Trimethyl- benzene (µg/L)	Vinyl chloride (µg/L)	
MW-1	7/20/1999	--	--	--	--	--	--	--	--	--	--	--	--	
	9/28/1999	--	--	--	--	--	--	--	--	--	1240	318	--	
	1/7/2000	371	--	--	--	--	--	--	--	--	2210	597	--	
	3/31/2000	--	--	--	--	--	--	--	--	--	--	--	--	
	7/14/2000	--	--	334	--	--	--	--	--	--	--	--	--	
	10/3/2000	--	--	--	--	--	--	--	--	--	--	--	--	
	1/3/2001	--	--	--	--	--	--	--	--	--	--	--	--	
	4/4/2001	--	--	--	--	--	--	--	--	--	--	--	--	
	7/17/2001	--	--	--	--	--	--	--	--	--	--	--	--	
	10/5/2001	--	--	--	--	--	--	--	--	--	--	--	--	
	1/28/2002	--	--	--	--	--	--	--	--	--	--	--	--	
	4/25/2002	--	--	--	--	--	--	--	--	--	--	--	--	
	7/18/2002	--	--	ND<0.60	--	--	--	--	--	--	--	--	--	
	10/7/2002	--	--	--	--	--	--	--	--	--	--	--	--	
	1/6/2003	--	--	--	--	--	--	--	--	--	--	--	--	
	4/7/2003	--	--	--	--	--	--	--	--	--	--	--	--	
	7/7/2003	--	--	ND<120	--	--	--	--	--	--	--	--	--	
	10/9/2003	--	--	--	--	--	--	--	--	--	--	--	--	
	1/14/2004	--	--	--	--	--	--	--	--	--	--	--	--	
	4/28/2004	--	--	--	--	--	--	--	--	--	--	--	--	
	7/12/2004	--	ND<10	ND<10	ND<10	ND<10	ND<2	ND<10	ND<10	ND<10	ND<10	--	--	ND<10
	10/25/2004	--	--	--	--	--	--	--	--	--	--	--	--	--
	1/17/2005	--	--	--	--	--	--	--	--	--	--	--	--	--
	4/6/2005	--	--	--	--	--	--	--	--	--	--	--	--	--
	7/8/2005	--	ND<0.50	ND<0.50	ND<0.50	ND<0.50	ND<20	ND<0.50	ND<0.50	0.73	ND<1.0	--	--	ND<0.50
	10/7/2005	--	--	--	--	--	--	--	--	--	--	--	--	--
	1/27/2006	--	--	--	--	--	--	--	--	--	--	--	--	--
	4/28/2006	--	--	--	--	--	--	--	--	--	--	--	--	--
	7/28/2006	--	ND<0.50	ND<0.50	ND<0.50	ND<0.50	--	ND<0.50	ND<0.50	ND<0.50	ND<0.50	--	--	ND<0.50
	10/27/2006	--	--	--	--	--	--	--	--	--	--	--	--	--
	1/10/2007	--	--	--	--	--	--	--	--	--	--	--	--	--
	4/13/2007	--	--	--	--	--	--	--	--	--	--	--	--	--
	7/19/2007	--	ND<50	ND<50	ND<50	ND<50	--	ND<50	ND<50	ND<50	ND<50	--	--	ND<50
1/9/2008	--	--	--	--	--	--	--	--	--	--	--	--	--	
4/4/2008	--	--	--	--	--	--	--	--	--	--	--	--	--	
7/3/2008	--	ND<12	ND<12	ND<12	ND<12	--	ND<12	ND<12	ND<12	ND<12	--	--	ND<12	
10/3/2008	--	--	--	--	--	--	--	--	--	--	--	--	--	
1/22/2009	--	--	--	--	--	--	--	--	--	--	--	--	--	
4/13/2009	--	--	--	--	--	--	--	--	--	--	--	--	--	
7/23/2009	--	--	--	--	--	--	--	--	--	--	--	--	--	
2/1/2010	--	--	--	--	--	--	--	--	--	--	--	--	--	
8/2/2010	--	--	--	--	--	--	--	--	--	--	--	--	--	
MW-1B	11/1/2010	--	--	--	--	--	--	--	--	--	--	--	--	
	1/31/2011	--	--	--	--	--	--	--	--	--	--	--	--	

**Table 8c**  
**Historical Groundwater Analytical Results - Additional Analytes**  
**76 Service Station No. 1156 (351645)**  
**4276 MacArthur Boulevard**  
**Oakland, California**

WELL ID	DATE	n-Propyl- benzene (µg/L)	1,1,2,2- Tetrachloro- ethane (µg/L)	Tetrachloro- ethene (PCE) (µg/L)	Trichloro- trifluoro- ethane (µg/L)	1,2,4- Trichloro- benzene (µg/L)	1,1,1- Trichloro- ethane (µg/L)	1,1,2- Trichloro- ethane (µg/L)	Trichloro- ethene (TCE) (µg/L)	Trichloro- fluoro- methane (µg/L)	1,2,4- Trimethyl- benzene (µg/L)	1,3,5- Trimethyl- benzene (µg/L)	Vinyl chloride (µg/L)
	4/26/2011	--	--	--	--	--	--	--	--	--	--	--	--
	7/25/2011	--	--	--	--	--	--	--	--	--	--	--	--
	10/7/2011	--	--	--	--	--	--	--	--	--	--	--	--
	1/23/2012	--	--	--	--	--	--	--	--	--	--	--	--
	4/6/2012	--	--	--	--	--	--	--	--	--	--	--	--
	7/24/2012	--	--	--	--	--	--	--	--	--	--	--	--
	2/8/2013	--	--	--	--	--	--	--	--	--	--	--	--
<b>MW-2</b>	9/28/1999	--	--	--	--	--	--	--	--	--	--	--	--
	4/4/2001	--	--	--	--	--	--	--	--	--	--	--	--
	7/17/2001	--	--	--	--	--	--	--	--	--	--	--	--
	7/18/2002	--	--	--	--	--	--	--	--	--	--	--	--
	10/7/2002	--	--	--	--	--	--	--	--	--	--	--	--
	1/6/2003	--	--	--	--	--	--	--	--	--	--	--	--
	4/7/2003	--	--	--	--	--	--	--	--	--	--	--	--
	7/7/2003	--	--	--	--	--	--	--	--	--	--	--	--
	10/9/2003	--	--	--	--	--	--	--	--	--	--	--	--
	1/14/2004	--	--	--	--	--	--	--	--	--	--	--	--
	4/28/2004	--	--	--	--	--	--	--	--	--	--	--	--
	7/12/2004	--	--	--	--	--	--	--	--	--	--	--	--
	10/25/2004	--	--	--	--	--	--	--	--	--	--	--	--
	1/17/2005	--	--	--	--	--	--	--	--	--	--	--	--
	4/6/2005	--	--	--	--	--	--	--	--	--	--	--	--
	7/8/2005	--	--	--	--	--	--	--	--	--	--	--	--
	10/7/2005	--	--	--	--	--	--	--	--	--	--	--	--
	1/27/2006	--	--	--	--	--	--	--	--	--	--	--	--
	4/28/2006	--	--	--	--	--	--	--	--	--	--	--	--
	7/28/2006	--	--	--	--	--	--	--	--	--	--	--	--
	10/27/2006	--	--	--	--	--	--	--	--	--	--	--	--
	1/10/2007	--	--	--	--	--	--	--	--	--	--	--	--
	4/13/2007	--	--	--	--	--	--	--	--	--	--	--	--
	7/19/2007	--	--	--	--	--	--	--	--	--	--	--	--
	10/8/2007	--	--	--	--	--	--	--	--	--	--	--	--
	1/9/2008	--	--	--	--	--	--	--	--	--	--	--	--
	4/4/2008	--	--	--	--	--	--	--	--	--	--	--	--
	7/3/2008	--	--	--	--	--	--	--	--	--	--	--	--
	10/3/2008	--	--	--	--	--	--	--	--	--	--	--	--
	1/22/2009	--	--	--	--	--	--	--	--	--	--	--	--
	4/13/2009	--	--	--	--	--	--	--	--	--	--	--	--
	7/23/2009	--	--	--	--	--	--	--	--	--	--	--	--
	2/1/2010	--	--	--	--	--	--	--	--	--	--	--	--
	8/2/2010	--	--	--	--	--	--	--	--	--	--	--	--
<b>MW-2B</b>	11/1/2010	--	--	--	--	--	--	--	--	--	--	--	--
	1/31/2011	--	--	--	--	--	--	--	--	--	--	--	--



**Table 8c**  
**Historical Groundwater Analytical Results - Additional Analytes**  
**76 Service Station No. 1156 (351645)**  
**4276 MacArthur Boulevard**  
**Oakland, California**

WELL ID	DATE	n-Propyl- benzene (µg/L)	1,1,2,2- Tetrachloro- ethane (µg/L)	Tetrachloro- ethene (PCE) (µg/L)	Trichloro- trifluoro- ethane (µg/L)	1,2,4- Trichloro- benzene (µg/L)	1,1,1- Trichloro- ethane (µg/L)	1,1,2- Trichloro- ethane (µg/L)	Trichloro- ethene (TCE) (µg/L)	Trichloro- fluoro- methane (µg/L)	1,2,4- Trimethyl- benzene (µg/L)	1,3,5- Trimethyl- benzene (µg/L)	Vinyl chloride (µg/L)
	4/26/2011	--	--	--	--	--	--	--	--	--	--	--	--
	7/25/2011	--	--	--	--	--	--	--	--	--	--	--	--
	10/7/2011	--	--	--	--	--	--	--	--	--	--	--	--
	1/23/2012	--	--	--	--	--	--	--	--	--	--	--	--
	4/6/2012	--	--	--	--	--	--	--	--	--	--	--	--
	7/24/2012	--	--	--	--	--	--	--	--	--	--	--	--
	2/8/2013	--	--	--	--	--	--	--	--	--	--	--	--
<b>MW-3</b>	9/28/1999	--	--	--	--	--	--	--	--	--	--	--	--
	4/4/2001	--	--	--	--	--	--	--	--	--	--	--	--
	7/17/2001	--	--	--	--	--	--	--	--	--	--	--	--
	7/18/2002	--	--	--	--	--	--	--	--	--	--	--	--
	10/7/2002	--	--	--	--	--	--	--	--	--	--	--	--
	1/6/2003	--	--	--	--	--	--	--	--	--	--	--	--
	4/7/2003	--	--	--	--	--	--	--	--	--	--	--	--
	7/7/2003	--	--	--	--	--	--	--	--	--	--	--	--
	10/9/2003	--	--	--	--	--	--	--	--	--	--	--	--
	1/14/2004	--	--	--	--	--	--	--	--	--	--	--	--
	4/28/2004	--	--	--	--	--	--	--	--	--	--	--	--
	7/12/2004	--	--	--	--	--	--	--	--	--	--	--	--
	10/25/2004	--	--	--	--	--	--	--	--	--	--	--	--
	1/17/2005	--	--	--	--	--	--	--	--	--	--	--	--
	4/6/2005	--	--	--	--	--	--	--	--	--	--	--	--
	7/8/2005	--	--	--	--	--	--	--	--	--	--	--	--
	10/7/2005	--	--	--	--	--	--	--	--	--	--	--	--
	1/27/2006	--	--	--	--	--	--	--	--	--	--	--	--
	4/28/2006	--	--	--	--	--	--	--	--	--	--	--	--
	7/28/2006	--	--	--	--	--	--	--	--	--	--	--	--
	10/27/2006	--	--	--	--	--	--	--	--	--	--	--	--
	1/10/2007	--	--	--	--	--	--	--	--	--	--	--	--
	4/13/2007	--	--	--	--	--	--	--	--	--	--	--	--
	7/19/2007	--	--	--	--	--	--	--	--	--	--	--	--
	10/8/2007	--	--	--	--	--	--	--	--	--	--	--	--
	1/9/2008	--	--	--	--	--	--	--	--	--	--	--	--
	4/4/2008	--	--	--	--	--	--	--	--	--	--	--	--
	7/3/2008	--	--	--	--	--	--	--	--	--	--	--	--
	10/3/2008	--	--	--	--	--	--	--	--	--	--	--	--
	1/22/2009	--	--	--	--	--	--	--	--	--	--	--	--
	4/13/2009	--	--	--	--	--	--	--	--	--	--	--	--
	7/23/2009	--	--	--	--	--	--	--	--	--	--	--	--
	2/1/2010	--	--	--	--	--	--	--	--	--	--	--	--
	8/2/2010	--	--	--	--	--	--	--	--	--	--	--	--
<b>MW-3B</b>	11/1/2010	--	--	--	--	--	--	--	--	--	--	--	--
	1/31/2011	--	--	--	--	--	--	--	--	--	--	--	--

**Table 8c**  
**Historical Groundwater Analytical Results - Additional Analytes**  
**76 Service Station No. 1156 (351645)**  
**4276 MacArthur Boulevard**  
**Oakland, California**

WELL ID	DATE	n-Propyl- benzene (µg/L)	1,1,2,2- Tetrachloro- ethane (µg/L)	Tetrachloro- ethene (PCE) (µg/L)	Trichloro- trifluoro- ethane (µg/L)	1,2,4- Trichloro- benzene (µg/L)	1,1,1- Trichloro- ethane (µg/L)	1,1,2- Trichloro- ethane (µg/L)	Trichloro- ethene (TCE) (µg/L)	Trichloro- fluoro- methane (µg/L)	1,2,4- Trimethyl- benzene (µg/L)	1,3,5- Trimethyl- benzene (µg/L)	Vinyl chloride (µg/L)
	4/26/2011	--	--	--	--	--	--	--	--	--	--	--	--
	7/25/2011	--	--	--	--	--	--	--	--	--	--	--	--
	10/7/2011	--	--	--	--	--	--	--	--	--	--	--	--
	1/23/2012	--	--	--	--	--	--	--	--	--	--	--	--
	4/6/2012	--	--	--	--	--	--	--	--	--	--	--	--
	7/24/2012	--	--	--	--	--	--	--	--	--	--	--	--
	2/8/2013	--	--	--	--	--	--	--	--	--	--	--	--
<b>MW-4</b>	9/28/1999	--	--	--	--	--	--	--	--	--	--	--	--
	4/4/2001	--	--	--	--	--	--	--	--	--	--	--	--
	7/17/2001	--	--	--	--	--	--	--	--	--	--	--	--
	7/18/2002	--	--	--	--	--	--	--	--	--	--	--	--
	10/7/2002	--	--	--	--	--	--	--	--	--	--	--	--
	1/6/2003	--	--	--	--	--	--	--	--	--	--	--	--
	4/7/2003	--	--	--	--	--	--	--	--	--	--	--	--
	7/7/2003	--	--	--	--	--	--	--	--	--	--	--	--
	10/9/2003	--	--	--	--	--	--	--	--	--	--	--	--
	1/14/2004	--	--	--	--	--	--	--	--	--	--	--	--
	4/28/2004	--	--	--	--	--	--	--	--	--	--	--	--
	7/12/2004	--	--	--	--	--	--	--	--	--	--	--	--
	10/25/2004	--	--	--	--	--	--	--	--	--	--	--	--
	1/17/2005	--	--	--	--	--	--	--	--	--	--	--	--
	4/6/2005	--	--	--	--	--	--	--	--	--	--	--	--
	7/8/2005	--	--	--	--	--	--	--	--	--	--	--	--
	10/7/2005	--	--	--	--	--	--	--	--	--	--	--	--
	1/27/2006	--	--	--	--	--	--	--	--	--	--	--	--
	4/28/2006	--	--	--	--	--	--	--	--	--	--	--	--
	7/28/2006	--	--	--	--	--	--	--	--	--	--	--	--
	10/27/2006	--	--	--	--	--	--	--	--	--	--	--	--
	1/10/2007	--	--	--	--	--	--	--	--	--	--	--	--
	4/13/2007	--	--	--	--	--	--	--	--	--	--	--	--
	7/19/2007	--	--	--	--	--	--	--	--	--	--	--	--
	10/8/2007	--	--	--	--	--	--	--	--	--	--	--	--
	1/9/2008	--	--	--	--	--	--	--	--	--	--	--	--
	4/4/2008	--	--	--	--	--	--	--	--	--	--	--	--
	7/3/2008	--	--	--	--	--	--	--	--	--	--	--	--
	10/3/2008	--	--	--	--	--	--	--	--	--	--	--	--
	1/22/2009	--	--	--	--	--	--	--	--	--	--	--	--
	4/13/2009	--	--	--	--	--	--	--	--	--	--	--	--
	7/23/2009	--	--	--	--	--	--	--	--	--	--	--	--
	2/1/2010	--	--	--	--	--	--	--	--	--	--	--	--
	8/2/2010	--	--	--	--	--	--	--	--	--	--	--	--
<b>MW-4B</b>	11/1/2010	--	--	--	--	--	--	--	--	--	--	--	--
	1/31/2011	--	--	--	--	--	--	--	--	--	--	--	--

**Table 8c**  
**Historical Groundwater Analytical Results - Additional Analytes**  
**76 Service Station No. 1156 (351645)**  
**4276 MacArthur Boulevard**  
**Oakland, California**

WELL ID	DATE	n-Propyl- benzene (µg/L)	1,1,2,2- Tetrachloro- ethane (µg/L)	Tetrachloro- ethene (PCE) (µg/L)	Trichloro- trifluoro- ethane (µg/L)	1,2,4- Trichloro- benzene (µg/L)	1,1,1- Trichloro- ethane (µg/L)	1,1,2- Trichloro- ethane (µg/L)	Trichloro- ethene (TCE) (µg/L)	Trichloro- fluoro- methane (µg/L)	1,2,4- Trimethyl- benzene (µg/L)	1,3,5- Trimethyl- benzene (µg/L)	Vinyl chloride (µg/L)
	4/26/2011	--	--	--	--	--	--	--	--	--	--	--	--
	7/25/2011	--	--	--	--	--	--	--	--	--	--	--	--
	10/7/2011	--	--	--	--	--	--	--	--	--	--	--	--
	1/23/2012	--	--	--	--	--	--	--	--	--	--	--	--
	4/6/2012	--	--	--	--	--	--	--	--	--	--	--	--
	7/24/2012	--	--	--	--	--	--	--	--	--	--	--	--
	2/8/2013	--	--	--	--	--	--	--	--	--	--	--	--
<b>MW-5</b>	7/18/2002	--	--	--	--	--	--	--	--	--	--	--	--
	10/7/2002	--	--	--	--	--	--	--	--	--	--	--	--
	1/6/2003	--	--	ND<0.50	--	--	--	--	--	--	--	--	--
	4/7/2003	--	--	--	--	--	--	--	--	--	--	--	--
	7/7/2003	--	--	--	--	--	--	--	--	--	--	--	--
	10/9/2003	--	--	--	--	--	--	--	--	--	--	--	--
	1/14/2004	--	--	--	--	--	--	--	--	--	--	--	--
	4/28/2004	--	--	--	--	--	--	--	--	--	--	--	--
	7/12/2004	--	--	--	--	--	--	--	--	--	--	--	--
	10/25/2004	--	--	--	--	--	--	--	--	--	--	--	--
	1/17/2005	--	--	--	--	--	--	--	--	--	--	--	--
	4/6/2005	--	--	--	--	--	--	--	--	--	--	--	--
	7/8/2005	--	--	--	--	--	--	--	--	--	--	--	--
	10/7/2005	--	--	--	--	--	--	--	--	--	--	--	--
	1/27/2006	--	--	--	--	--	--	--	--	--	--	--	--
	4/28/2006	--	--	--	--	--	--	--	--	--	--	--	--
	7/28/2006	--	--	--	--	--	--	--	--	--	--	--	--
	10/27/2006	--	--	--	--	--	--	--	--	--	--	--	--
	1/10/2007	--	--	--	--	--	--	--	--	--	--	--	--
	4/13/2007	--	--	--	--	--	--	--	--	--	--	--	--
	7/19/2007	--	--	--	--	--	--	--	--	--	--	--	--
	10/8/2007	--	--	--	--	--	--	--	--	--	--	--	--
	1/9/2008	--	--	--	--	--	--	--	--	--	--	--	--
	4/4/2008	--	--	--	--	--	--	--	--	--	--	--	--
	7/3/2008	--	--	--	--	--	--	--	--	--	--	--	--
	10/3/2008	--	--	--	--	--	--	--	--	--	--	--	--
	1/22/2009	--	--	--	--	--	--	--	--	--	--	--	--
	4/13/2009	--	--	--	--	--	--	--	--	--	--	--	--
	7/23/2009	--	--	--	--	--	--	--	--	--	--	--	--
	2/1/2010	--	--	--	--	--	--	--	--	--	--	--	--
	8/2/2010	--	--	--	--	--	--	--	--	--	--	--	--
	1/31/2011	--	--	--	--	--	--	--	--	--	--	--	--
	4/26/2011	--	--	--	--	--	--	--	--	--	--	--	--
	7/25/2011	--	--	--	--	--	--	--	--	--	--	--	--
	10/7/2011	--	--	--	--	--	--	--	--	--	--	--	--
	1/23/2012	--	--	--	--	--	--	--	--	--	--	--	--
	4/6/2012	--	--	--	--	--	--	--	--	--	--	--	--

**Table 8c**  
**Historical Groundwater Analytical Results - Additional Analytes**  
**76 Service Station No. 1156 (351645)**  
**4276 MacArthur Boulevard**  
**Oakland, California**

WELL ID	DATE	n-Propyl- benzene (µg/L)	1,1,2,2- Tetrachloro- ethane (µg/L)	Tetrachloro- ethene (PCE) (µg/L)	Trichloro- trifluoro- ethane (µg/L)	1,2,4- Trichloro- benzene (µg/L)	1,1,1- Trichloro- ethane (µg/L)	1,1,2- Trichloro- ethane (µg/L)	Trichloro- ethene (TCE) (µg/L)	Trichloro- fluoro- methane (µg/L)	1,2,4- Trimethyl- benzene (µg/L)	1,3,5- Trimethyl- benzene (µg/L)	Vinyl chloride (µg/L)
	7/24/2012	--	--	--	--	--	--	--	--	--	--	--	--
	2/8/2013	--	--	--	--	--	--	--	--	--	--	--	--
<b>MW-6</b>	7/18/2002	--	--	--	--	--	--	--	--	--	--	--	--
	10/7/2002	--	--	--	--	--	--	--	--	--	--	--	--
	1/6/2003	--	--	--	--	--	--	--	--	--	--	--	--
	4/7/2003	--	--	--	--	--	--	--	--	--	--	--	--
	7/7/2003	--	--	--	--	--	--	--	--	--	--	--	--
	10/9/2003	--	--	--	--	--	--	--	--	--	--	--	--
	1/14/2004	--	--	--	--	--	--	--	--	--	--	--	--
	4/28/2004	--	--	--	--	--	--	--	--	--	--	--	--
	7/12/2004	--	--	--	--	--	--	--	--	--	--	--	--
	10/25/2004	--	--	--	--	--	--	--	--	--	--	--	--
	1/17/2005	--	--	--	--	--	--	--	--	--	--	--	--
	4/6/2005	--	--	--	--	--	--	--	--	--	--	--	--
	7/8/2005	--	--	--	--	--	--	--	--	--	--	--	--
	10/7/2005	--	--	--	--	--	--	--	--	--	--	--	--
	1/27/2006	--	--	--	--	--	--	--	--	--	--	--	--
	4/28/2006	--	--	--	--	--	--	--	--	--	--	--	--
	7/28/2006	--	--	--	--	--	--	--	--	--	--	--	--
	10/27/2006	--	--	--	--	--	--	--	--	--	--	--	--
	1/10/2007	--	--	--	--	--	--	--	--	--	--	--	--
	4/13/2007	--	--	--	--	--	--	--	--	--	--	--	--
	7/19/2007	--	--	--	--	--	--	--	--	--	--	--	--
	10/8/2007	--	--	--	--	--	--	--	--	--	--	--	--
	1/9/2008	--	--	--	--	--	--	--	--	--	--	--	--
	4/4/2008	--	--	--	--	--	--	--	--	--	--	--	--
	7/3/2008	--	--	--	--	--	--	--	--	--	--	--	--
	10/3/2008	--	--	--	--	--	--	--	--	--	--	--	--
	1/22/2009	--	--	--	--	--	--	--	--	--	--	--	--
	4/13/2009	--	--	--	--	--	--	--	--	--	--	--	--
<b>MW-7</b>	7/18/2002	--	--	--	--	--	--	--	--	--	--	--	--
	10/7/2002	--	--	--	--	--	--	--	--	--	--	--	--
	1/6/2003	--	--	ND<50	--	--	--	--	--	--	--	--	--
	4/7/2003	--	--	--	--	--	--	--	--	--	--	--	--
	7/7/2003	--	--	--	--	--	--	--	--	--	--	--	--
	10/9/2003	--	--	--	--	--	--	--	--	--	--	--	--
	1/14/2004	--	--	--	--	--	--	--	--	--	--	--	--
	4/28/2004	--	--	--	--	--	--	--	--	--	--	--	--
	7/12/2004	--	--	--	--	--	--	--	--	--	--	--	--
	10/25/2004	--	--	--	--	--	--	--	--	--	--	--	--
	1/17/2005	--	--	--	--	--	--	--	--	--	--	--	--
	4/6/2005	--	--	--	--	--	--	--	--	--	--	--	--
	7/8/2005	--	--	--	--	--	--	--	--	--	--	--	--

**Table 8c**  
**Historical Groundwater Analytical Results - Additional Analytes**  
**76 Service Station No. 1156 (351645)**  
**4276 MacArthur Boulevard**  
**Oakland, California**

WELL ID	DATE	n-Propyl- benzene (µg/L)	1,1,2,2- Tetrachloro- ethane (µg/L)	Tetrachloro- ethene (PCE) (µg/L)	Trichloro- trifluoro- ethane (µg/L)	1,2,4- Trichloro- benzene (µg/L)	1,1,1- Trichloro- ethane (µg/L)	1,1,2- Trichloro- ethane (µg/L)	Trichloro- ethene (TCE) (µg/L)	Trichloro- fluoro- methane (µg/L)	1,2,4- Trimethyl- benzene (µg/L)	1,3,5- Trimethyl- benzene (µg/L)	Vinyl chloride (µg/L)
	10/7/2005	--	--	--	--	--	--	--	--	--	--	--	--
	1/27/2006	--	--	--	--	--	--	--	--	--	--	--	--
	4/28/2006	--	--	--	--	--	--	--	--	--	--	--	--
	7/28/2006	--	--	--	--	--	--	--	--	--	--	--	--
	10/27/2006	--	--	--	--	--	--	--	--	--	--	--	--
	1/10/2007	--	--	--	--	--	--	--	--	--	--	--	--
	7/19/2007	--	--	--	--	--	--	--	--	--	--	--	--
	10/8/2007	--	--	--	--	--	--	--	--	--	--	--	--
	1/9/2008	--	--	--	--	--	--	--	--	--	--	--	--
	4/4/2008	--	--	--	--	--	--	--	--	--	--	--	--
	7/3/2008	--	--	--	--	--	--	--	--	--	--	--	--
	10/3/2008	--	--	--	--	--	--	--	--	--	--	--	--
	1/22/2009	--	--	--	--	--	--	--	--	--	--	--	--
	4/13/2009	--	--	--	--	--	--	--	--	--	--	--	--
	7/23/2009	--	--	--	--	--	--	--	--	--	--	--	--
	2/1/2010	--	--	--	--	--	--	--	--	--	--	--	--
	8/2/2010	--	--	--	--	--	--	--	--	--	--	--	--
	1/31/2011	--	--	--	--	--	--	--	--	--	--	--	--
	4/26/2011	--	--	--	--	--	--	--	--	--	--	--	--
	7/25/2011	--	--	--	--	--	--	--	--	--	--	--	--
	10/7/2011	--	--	--	--	--	--	--	--	--	--	--	--
	1/23/2012	--	--	--	--	--	--	--	--	--	--	--	--
	4/6/2012	--	--	--	--	--	--	--	--	--	--	--	--
	7/24/2012	--	--	--	--	--	--	--	--	--	--	--	--
	2/8/2013	--	--	--	--	--	--	--	--	--	--	--	--
<b>MW-8</b>	1/18/2008	--	--	--	--	--	--	--	--	--	--	--	--
	4/4/2008	--	--	--	--	--	--	--	--	--	--	--	--
	7/3/2008	--	--	--	--	--	--	--	--	--	--	--	--
	10/3/2008	--	--	--	--	--	--	--	--	--	--	--	--
	1/22/2009	--	--	--	--	--	--	--	--	--	--	--	--
	4/13/2009	--	--	--	--	--	--	--	--	--	--	--	--
	7/23/2009	--	--	--	--	--	--	--	--	--	--	--	--
	2/1/2010	--	--	--	--	--	--	--	--	--	--	--	--

**NOTES:**

ND<# = Analyte not detected at or above indicated practical quantitation limit

-- = Not sampled

µg/L = Micrograms per liter

ID = Identification

**Table 8d**  
**Historical Groundwater Analytical Results - Additional Analytes**  
**76 Service Station No. 1156 (351645)**  
**4276 MacArthur Boulevard**  
**Oakland, California**

WELL ID	DATE	Acena- phthene (µg/L)	Acena- phthylene (svoc) (µg/L)	Anthra- cene (µg/L)	Benzo[a]- anthracene (µg/L)	Benzo[a]- pyrene (µg/L)	Benzo[b]- fluor- anthene (µg/L)	Benzo- [g,h,l]- perylene (µg/L)	Benzo[k]- fluor- anthene (µg/L)	Benzoic Acid (µg/L)	Benzyl Alcohol (µg/L)	Bis(2-chloro- ethoxy) methane (µg/L)	Bis(2-chloro- ethyl) ether (µg/L)	
MW-1	7/20/1999	--	--	--	--	--	--	--	--	--	--	--	--	
	9/28/1999	--	--	--	--	--	--	--	--	--	--	--	--	
	1/7/2000	--	--	--	--	--	--	--	--	--	--	--	--	
	3/31/2000	--	--	--	--	--	--	--	--	--	--	--	--	
	7/14/2000	--	--	--	--	--	--	--	--	--	--	--	--	
	10/3/2000	--	--	--	--	--	--	--	--	--	--	--	--	
	1/3/2001	--	--	--	--	--	--	--	--	--	--	--	--	
	4/4/2001	--	--	--	--	--	--	--	--	--	--	--	--	
	7/17/2001	--	--	--	--	--	--	--	--	--	--	--	--	
	10/5/2001	--	--	--	--	--	--	--	--	--	--	--	--	
	1/28/2002	--	--	--	--	--	--	--	--	--	--	--	--	
	4/25/2002	--	--	--	--	--	--	--	--	--	--	--	--	
	7/18/2002	--	--	--	--	--	--	--	--	--	--	--	--	
	10/7/2002	--	--	--	--	--	--	--	--	--	--	--	--	
	1/6/2003	--	--	--	--	--	--	--	--	--	--	--	--	
	4/7/2003	--	--	--	--	--	--	--	--	--	--	--	--	
	7/7/2003	--	--	--	--	--	--	--	--	--	--	--	--	
	10/9/2003	--	--	--	--	--	--	--	--	--	--	--	--	
	1/14/2004	--	--	--	--	--	--	--	--	--	--	--	--	
	4/28/2004	--	--	--	--	--	--	--	--	--	--	--	--	
	7/12/2004	ND<2	--	ND<2	ND<2	ND<2	ND<2	ND<2	ND<2	ND<2	--	--	--	
	10/25/2004	--	--	--	--	--	--	--	--	--	--	--	--	
	1/17/2005	--	--	--	--	--	--	--	--	--	--	--	--	
	4/6/2005	--	--	--	--	--	--	--	--	--	--	--	--	
	7/8/2005	--	--	--	--	--	--	--	--	--	--	--	--	
	10/7/2005	--	--	--	--	--	--	--	--	--	--	--	--	
	1/27/2006	--	--	--	--	--	--	--	--	--	--	--	--	
	4/28/2006	--	--	--	--	--	--	--	--	--	--	--	--	
	7/28/2006	ND<10	ND<10	ND<10	ND<10	ND<10	ND<10	ND<10	ND<10	ND<10	ND<50	ND<10	ND<10	ND<10
	10/27/2006	--	--	--	--	--	--	--	--	--	--	--	--	--
	1/10/2007	--	--	--	--	--	--	--	--	--	--	--	--	--
	4/13/2007	--	--	--	--	--	--	--	--	--	--	--	--	--
	7/19/2007	ND<2.2	ND<2.2	ND<2.2	ND<2.2	ND<2.2	ND<2.2	ND<2.2	ND<2.2	ND<2.2	ND<11	ND<2.2	ND<2.2	ND<2.2
1/9/2008	--	--	--	--	--	--	--	--	--	--	--	--	--	
4/4/2008	--	--	--	--	--	--	--	--	--	--	--	--	--	
7/3/2008	ND<20	ND<20	ND<20	ND<20	ND<20	ND<20	ND<20	ND<20	ND<20	ND<100	ND<20	ND<20	ND<20	
10/3/2008	--	--	--	--	--	--	--	--	--	--	--	--	--	
1/22/2009	--	--	--	--	--	--	--	--	--	--	--	--	--	
4/13/2009	--	--	--	--	--	--	--	--	--	--	--	--	--	
7/23/2009	--	--	--	--	--	--	--	--	--	--	--	--	--	
2/1/2010	--	--	--	--	--	--	--	--	--	--	--	--	--	
8/2/2010	--	--	--	--	--	--	--	--	--	--	--	--	--	
MW-1B	11/1/2010	--	--	--	--	--	--	--	--	--	--	--	--	
	1/31/2011	--	--	--	--	--	--	--	--	--	--	--	--	

**Table 8d**  
**Historical Groundwater Analytical Results - Additional Analytes**  
**76 Service Station No. 1156 (351645)**  
**4276 MacArthur Boulevard**  
**Oakland, California**

WELL ID	DATE	Acena- phthene (µg/L)	Acena- phthylene (svoc) (µg/L)	Anthra- cene (µg/L)	Benzo[a]- anthracene (µg/L)	Benzo[a]- pyrene (µg/L)	Benzo[b]- fluor- anthene (µg/L)	Benzo- [g,h,l]- perylene (µg/L)	Benzo[k]- fluor- anthene (µg/L)	Benzoic Acid (µg/L)	Benzyl Alcohol (µg/L)	Bis(2-chloro- ethoxy) methane (µg/L)	Bis(2-chloro- ethyl) ether (µg/L)
	4/26/2011	--	--	--	--	--	--	--	--	--	--	--	--
	7/25/2011	--	--	--	--	--	--	--	--	--	--	--	--
	10/7/2011	--	--	--	--	--	--	--	--	--	--	--	--
	1/23/2012	--	--	--	--	--	--	--	--	--	--	--	--
	4/6/2012	--	--	--	--	--	--	--	--	--	--	--	--
	7/24/2012	--	--	--	--	--	--	--	--	--	--	--	--
	2/8/2013	--	--	--	--	--	--	--	--	--	--	--	--
<b>MW-2</b>	9/28/1999	--	--	--	--	--	--	--	--	--	--	--	--
	4/4/2001	--	--	--	--	--	--	--	--	--	--	--	--
	7/17/2001	--	--	--	--	--	--	--	--	--	--	--	--
	7/18/2002	--	--	--	--	--	--	--	--	--	--	--	--
	10/7/2002	--	--	--	--	--	--	--	--	--	--	--	--
	1/6/2003	--	--	--	--	--	--	--	--	--	--	--	--
	4/7/2003	--	--	--	--	--	--	--	--	--	--	--	--
	7/7/2003	--	--	--	--	--	--	--	--	--	--	--	--
	10/9/2003	--	--	--	--	--	--	--	--	--	--	--	--
	1/14/2004	--	--	--	--	--	--	--	--	--	--	--	--
	4/28/2004	--	--	--	--	--	--	--	--	--	--	--	--
	7/12/2004	--	--	--	--	--	--	--	--	--	--	--	--
	10/25/2004	--	--	--	--	--	--	--	--	--	--	--	--
	1/17/2005	--	--	--	--	--	--	--	--	--	--	--	--
	4/6/2005	--	--	--	--	--	--	--	--	--	--	--	--
	7/8/2005	--	--	--	--	--	--	--	--	--	--	--	--
	10/7/2005	--	--	--	--	--	--	--	--	--	--	--	--
	1/27/2006	--	--	--	--	--	--	--	--	--	--	--	--
	4/28/2006	--	--	--	--	--	--	--	--	--	--	--	--
	7/28/2006	--	--	--	--	--	--	--	--	--	--	--	--
	10/27/2006	--	--	--	--	--	--	--	--	--	--	--	--
	1/10/2007	--	--	--	--	--	--	--	--	--	--	--	--
	4/13/2007	--	--	--	--	--	--	--	--	--	--	--	--
	7/19/2007	--	--	--	--	--	--	--	--	--	--	--	--
	10/8/2007	--	--	--	--	--	--	--	--	--	--	--	--
	1/9/2008	--	--	--	--	--	--	--	--	--	--	--	--
	4/4/2008	--	--	--	--	--	--	--	--	--	--	--	--
	7/3/2008	--	--	--	--	--	--	--	--	--	--	--	--
	10/3/2008	--	--	--	--	--	--	--	--	--	--	--	--
	1/22/2009	--	--	--	--	--	--	--	--	--	--	--	--
	4/13/2009	--	--	--	--	--	--	--	--	--	--	--	--
	7/23/2009	--	--	--	--	--	--	--	--	--	--	--	--
	2/1/2010	--	--	--	--	--	--	--	--	--	--	--	--
	8/2/2010	--	--	--	--	--	--	--	--	--	--	--	--
<b>MW-2B</b>	11/1/2010	--	--	--	--	--	--	--	--	--	--	--	--
	1/31/2011	--	--	--	--	--	--	--	--	--	--	--	--

**Table 8d**  
**Historical Groundwater Analytical Results - Additional Analytes**  
**76 Service Station No. 1156 (351645)**  
**4276 MacArthur Boulevard**  
**Oakland, California**

WELL ID	DATE	Acena- phthene (µg/L)	Acena- phthylene (svoc) (µg/L)	Anthra- cene (µg/L)	Benzo[a]- anthracene (µg/L)	Benzo[a]- pyrene (µg/L)	Benzo[b]- fluor- anthene (µg/L)	Benzo- [g,h,l]- perylene (µg/L)	Benzo[k]- fluor- anthene (µg/L)	Benzoic Acid (µg/L)	Benzyl Alcohol (µg/L)	Bis(2-chloro- ethoxy) methane (µg/L)	Bis(2-chloro- ethyl) ether (µg/L)
	4/26/2011	--	--	--	--	--	--	--	--	--	--	--	--
	7/25/2011	--	--	--	--	--	--	--	--	--	--	--	--
	10/7/2011	--	--	--	--	--	--	--	--	--	--	--	--
	1/23/2012	--	--	--	--	--	--	--	--	--	--	--	--
	4/6/2012	--	--	--	--	--	--	--	--	--	--	--	--
	7/24/2012	--	--	--	--	--	--	--	--	--	--	--	--
	2/8/2013	--	--	--	--	--	--	--	--	--	--	--	--
<b>MW-3</b>	9/28/1999	--	--	--	--	--	--	--	--	--	--	--	--
	4/4/2001	--	--	--	--	--	--	--	--	--	--	--	--
	7/17/2001	--	--	--	--	--	--	--	--	--	--	--	--
	7/18/2002	--	--	--	--	--	--	--	--	--	--	--	--
	10/7/2002	--	--	--	--	--	--	--	--	--	--	--	--
	1/6/2003	--	--	--	--	--	--	--	--	--	--	--	--
	4/7/2003	--	--	--	--	--	--	--	--	--	--	--	--
	7/7/2003	--	--	--	--	--	--	--	--	--	--	--	--
	10/9/2003	--	--	--	--	--	--	--	--	--	--	--	--
	1/14/2004	--	--	--	--	--	--	--	--	--	--	--	--
	4/28/2004	--	--	--	--	--	--	--	--	--	--	--	--
	7/12/2004	--	--	--	--	--	--	--	--	--	--	--	--
	10/25/2004	--	--	--	--	--	--	--	--	--	--	--	--
	1/17/2005	--	--	--	--	--	--	--	--	--	--	--	--
	4/6/2005	--	--	--	--	--	--	--	--	--	--	--	--
	7/8/2005	--	--	--	--	--	--	--	--	--	--	--	--
	10/7/2005	--	--	--	--	--	--	--	--	--	--	--	--
	1/27/2006	--	--	--	--	--	--	--	--	--	--	--	--
	4/28/2006	--	--	--	--	--	--	--	--	--	--	--	--
	7/28/2006	--	--	--	--	--	--	--	--	--	--	--	--
	10/27/2006	--	--	--	--	--	--	--	--	--	--	--	--
	1/10/2007	--	--	--	--	--	--	--	--	--	--	--	--
	4/13/2007	--	--	--	--	--	--	--	--	--	--	--	--
	7/19/2007	--	--	--	--	--	--	--	--	--	--	--	--
	10/8/2007	--	--	--	--	--	--	--	--	--	--	--	--
	1/9/2008	--	--	--	--	--	--	--	--	--	--	--	--
	4/4/2008	--	--	--	--	--	--	--	--	--	--	--	--
	7/3/2008	--	--	--	--	--	--	--	--	--	--	--	--
	10/3/2008	--	--	--	--	--	--	--	--	--	--	--	--
	1/22/2009	--	--	--	--	--	--	--	--	--	--	--	--
	4/13/2009	--	--	--	--	--	--	--	--	--	--	--	--
	7/23/2009	--	--	--	--	--	--	--	--	--	--	--	--
	2/1/2010	--	--	--	--	--	--	--	--	--	--	--	--
	8/2/2010	--	--	--	--	--	--	--	--	--	--	--	--
<b>MW-3B</b>	11/1/2010	--	--	--	--	--	--	--	--	--	--	--	--
	1/31/2011	--	--	--	--	--	--	--	--	--	--	--	--



**Table 8d**  
**Historical Groundwater Analytical Results - Additional Analytes**  
**76 Service Station No. 1156 (351645)**  
**4276 MacArthur Boulevard**  
**Oakland, California**

WELL ID	DATE	Acena- phthene (µg/L)	Acena- phthylene (svoc) (µg/L)	Anthra- cene (µg/L)	Benzo[a]- anthracene (µg/L)	Benzo[a]- pyrene (µg/L)	Benzo[b]- fluor- anthene (µg/L)	Benzo- [g,h,l]- perylene (µg/L)	Benzo[k]- fluor- anthene (µg/L)	Benzoic Acid (µg/L)	Benzyl Alcohol (µg/L)	Bis(2-chloro- ethoxy) methane (µg/L)	Bis(2-chloro- ethyl) ether (µg/L)
	4/26/2011	--	--	--	--	--	--	--	--	--	--	--	--
	7/25/2011	--	--	--	--	--	--	--	--	--	--	--	--
	10/7/2011	--	--	--	--	--	--	--	--	--	--	--	--
	1/23/2012	--	--	--	--	--	--	--	--	--	--	--	--
	4/6/2012	--	--	--	--	--	--	--	--	--	--	--	--
	7/24/2012	--	--	--	--	--	--	--	--	--	--	--	--
	2/8/2013	--	--	--	--	--	--	--	--	--	--	--	--
<b>MW-4</b>	9/28/1999	--	--	--	--	--	--	--	--	--	--	--	--
	4/4/2001	--	--	--	--	--	--	--	--	--	--	--	--
	7/17/2001	--	--	--	--	--	--	--	--	--	--	--	--
	7/18/2002	--	--	--	--	--	--	--	--	--	--	--	--
	10/7/2002	--	--	--	--	--	--	--	--	--	--	--	--
	1/6/2003	--	--	--	--	--	--	--	--	--	--	--	--
	4/7/2003	--	--	--	--	--	--	--	--	--	--	--	--
	7/7/2003	--	--	--	--	--	--	--	--	--	--	--	--
	10/9/2003	--	--	--	--	--	--	--	--	--	--	--	--
	1/14/2004	--	--	--	--	--	--	--	--	--	--	--	--
	4/28/2004	--	--	--	--	--	--	--	--	--	--	--	--
	7/12/2004	--	--	--	--	--	--	--	--	--	--	--	--
	10/25/2004	--	--	--	--	--	--	--	--	--	--	--	--
	1/17/2005	--	--	--	--	--	--	--	--	--	--	--	--
	4/6/2005	--	--	--	--	--	--	--	--	--	--	--	--
	7/8/2005	--	--	--	--	--	--	--	--	--	--	--	--
	10/7/2005	--	--	--	--	--	--	--	--	--	--	--	--
	1/27/2006	--	--	--	--	--	--	--	--	--	--	--	--
	4/28/2006	--	--	--	--	--	--	--	--	--	--	--	--
	7/28/2006	--	--	--	--	--	--	--	--	--	--	--	--
	10/27/2006	--	--	--	--	--	--	--	--	--	--	--	--
	1/10/2007	--	--	--	--	--	--	--	--	--	--	--	--
	4/13/2007	--	--	--	--	--	--	--	--	--	--	--	--
	7/19/2007	--	--	--	--	--	--	--	--	--	--	--	--
	10/8/2007	--	--	--	--	--	--	--	--	--	--	--	--
	1/9/2008	--	--	--	--	--	--	--	--	--	--	--	--
	4/4/2008	--	--	--	--	--	--	--	--	--	--	--	--
	7/3/2008	--	--	--	--	--	--	--	--	--	--	--	--
	10/3/2008	--	--	--	--	--	--	--	--	--	--	--	--
	1/22/2009	--	--	--	--	--	--	--	--	--	--	--	--
	4/13/2009	--	--	--	--	--	--	--	--	--	--	--	--
	7/23/2009	--	--	--	--	--	--	--	--	--	--	--	--
	2/1/2010	--	--	--	--	--	--	--	--	--	--	--	--
	8/2/2010	--	--	--	--	--	--	--	--	--	--	--	--
<b>MW-4B</b>	11/1/2010	--	--	--	--	--	--	--	--	--	--	--	--
	1/31/2011	--	--	--	--	--	--	--	--	--	--	--	--

**Table 8d**  
**Historical Groundwater Analytical Results - Additional Analytes**  
**76 Service Station No. 1156 (351645)**  
**4276 MacArthur Boulevard**  
**Oakland, California**

WELL ID	DATE	Acena- phthene (µg/L)	Acena- phthylene (svoc) (µg/L)	Anthra- cene (µg/L)	Benzo[a]- anthracene (µg/L)	Benzo[a]- pyrene (µg/L)	Benzo[b]- fluor- anthene (µg/L)	Benzo- [g,h,l]- perylene (µg/L)	Benzo[k]- fluor- anthene (µg/L)	Benzoic Acid (µg/L)	Benzyl Alcohol (µg/L)	Bis(2-chloro- ethoxy) methane (µg/L)	Bis(2-chloro- ethyl) ether (µg/L)
	4/26/2011	--	--	--	--	--	--	--	--	--	--	--	--
	7/25/2011	--	--	--	--	--	--	--	--	--	--	--	--
	10/7/2011	--	--	--	--	--	--	--	--	--	--	--	--
	1/23/2012	--	--	--	--	--	--	--	--	--	--	--	--
	4/6/2012	--	--	--	--	--	--	--	--	--	--	--	--
	7/24/2012	--	--	--	--	--	--	--	--	--	--	--	--
	2/8/2013	--	--	--	--	--	--	--	--	--	--	--	--
<b>MW-5</b>	7/18/2002	--	--	--	--	--	--	--	--	--	--	--	--
	10/7/2002	--	--	--	--	--	--	--	--	--	--	--	--
	1/6/2003	--	--	--	--	--	--	--	--	--	--	--	--
	4/7/2003	--	--	--	--	--	--	--	--	--	--	--	--
	7/7/2003	--	--	--	--	--	--	--	--	--	--	--	--
	10/9/2003	--	--	--	--	--	--	--	--	--	--	--	--
	1/14/2004	--	--	--	--	--	--	--	--	--	--	--	--
	4/28/2004	--	--	--	--	--	--	--	--	--	--	--	--
	7/12/2004	--	--	--	--	--	--	--	--	--	--	--	--
	10/25/2004	--	--	--	--	--	--	--	--	--	--	--	--
	1/17/2005	--	--	--	--	--	--	--	--	--	--	--	--
	4/6/2005	--	--	--	--	--	--	--	--	--	--	--	--
	7/8/2005	--	--	--	--	--	--	--	--	--	--	--	--
	10/7/2005	--	--	--	--	--	--	--	--	--	--	--	--
	1/27/2006	--	--	--	--	--	--	--	--	--	--	--	--
	4/28/2006	--	--	--	--	--	--	--	--	--	--	--	--
	7/28/2006	--	--	--	--	--	--	--	--	--	--	--	--
	10/27/2006	--	--	--	--	--	--	--	--	--	--	--	--
	1/10/2007	--	--	--	--	--	--	--	--	--	--	--	--
	4/13/2007	--	--	--	--	--	--	--	--	--	--	--	--
	7/19/2007	--	--	--	--	--	--	--	--	--	--	--	--
	10/8/2007	--	--	--	--	--	--	--	--	--	--	--	--
	1/9/2008	--	--	--	--	--	--	--	--	--	--	--	--
	4/4/2008	--	--	--	--	--	--	--	--	--	--	--	--
	7/3/2008	--	--	--	--	--	--	--	--	--	--	--	--
	10/3/2008	--	--	--	--	--	--	--	--	--	--	--	--
	1/22/2009	--	--	--	--	--	--	--	--	--	--	--	--
	4/13/2009	--	--	--	--	--	--	--	--	--	--	--	--
	7/23/2009	--	--	--	--	--	--	--	--	--	--	--	--
	2/1/2010	--	--	--	--	--	--	--	--	--	--	--	--
	8/2/2010	--	--	--	--	--	--	--	--	--	--	--	--
	1/31/2011	--	--	--	--	--	--	--	--	--	--	--	--
	4/26/2011	--	--	--	--	--	--	--	--	--	--	--	--
	7/25/2011	--	--	--	--	--	--	--	--	--	--	--	--
	10/7/2011	--	--	--	--	--	--	--	--	--	--	--	--
	1/23/2012	--	--	--	--	--	--	--	--	--	--	--	--
	4/6/2012	--	--	--	--	--	--	--	--	--	--	--	--

**Table 8d**  
**Historical Groundwater Analytical Results - Additional Analytes**  
**76 Service Station No. 1156 (351645)**  
**4276 MacArthur Boulevard**  
**Oakland, California**

WELL ID	DATE	Acena- phthene (µg/L)	Acena- phthylene (svoc) (µg/L)	Anthra- cene (µg/L)	Benzo[a]- anthracene (µg/L)	Benzo[a]- pyrene (µg/L)	Benzo[b]- fluor- anthene (µg/L)	Benzo- [g,h,l]- perylene (µg/L)	Benzo[k]- fluor- anthene (µg/L)	Benzoic Acid (µg/L)	Benzyl Alcohol (µg/L)	Bis(2-chloro- ethoxy) methane (µg/L)	Bis(2-chloro- ethyl) ether (µg/L)
	7/24/2012	--	--	--	--	--	--	--	--	--	--	--	--
	2/8/2013	--	--	--	--	--	--	--	--	--	--	--	--
<b>MW-6</b>	7/18/2002	--	--	--	--	--	--	--	--	--	--	--	--
	10/7/2002	--	--	--	--	--	--	--	--	--	--	--	--
	1/6/2003	--	--	--	--	--	--	--	--	--	--	--	--
	4/7/2003	--	--	--	--	--	--	--	--	--	--	--	--
	7/7/2003	--	--	--	--	--	--	--	--	--	--	--	--
	10/9/2003	--	--	--	--	--	--	--	--	--	--	--	--
	1/14/2004	--	--	--	--	--	--	--	--	--	--	--	--
	4/28/2004	--	--	--	--	--	--	--	--	--	--	--	--
	7/12/2004	--	--	--	--	--	--	--	--	--	--	--	--
	10/25/2004	--	--	--	--	--	--	--	--	--	--	--	--
	1/17/2005	--	--	--	--	--	--	--	--	--	--	--	--
	4/6/2005	--	--	--	--	--	--	--	--	--	--	--	--
	7/8/2005	--	--	--	--	--	--	--	--	--	--	--	--
	10/7/2005	--	--	--	--	--	--	--	--	--	--	--	--
	1/27/2006	--	--	--	--	--	--	--	--	--	--	--	--
	4/28/2006	--	--	--	--	--	--	--	--	--	--	--	--
	7/28/2006	--	--	--	--	--	--	--	--	--	--	--	--
	10/27/2006	--	--	--	--	--	--	--	--	--	--	--	--
	1/10/2007	--	--	--	--	--	--	--	--	--	--	--	--
	4/13/2007	--	--	--	--	--	--	--	--	--	--	--	--
	7/19/2007	--	--	--	--	--	--	--	--	--	--	--	--
	10/8/2007	--	--	--	--	--	--	--	--	--	--	--	--
	1/9/2008	--	--	--	--	--	--	--	--	--	--	--	--
	4/4/2008	--	--	--	--	--	--	--	--	--	--	--	--
	7/3/2008	--	--	--	--	--	--	--	--	--	--	--	--
	10/3/2008	--	--	--	--	--	--	--	--	--	--	--	--
	1/22/2009	--	--	--	--	--	--	--	--	--	--	--	--
	4/13/2009	--	--	--	--	--	--	--	--	--	--	--	--
<b>MW-7</b>	7/18/2002	--	--	--	--	--	--	--	--	--	--	--	--
	10/7/2002	--	--	--	--	--	--	--	--	--	--	--	--
	1/6/2003	--	--	--	--	--	--	--	--	--	--	--	--
	4/7/2003	--	--	--	--	--	--	--	--	--	--	--	--
	7/7/2003	--	--	--	--	--	--	--	--	--	--	--	--
	10/9/2003	--	--	--	--	--	--	--	--	--	--	--	--
	1/14/2004	--	--	--	--	--	--	--	--	--	--	--	--
	4/28/2004	--	--	--	--	--	--	--	--	--	--	--	--
	7/12/2004	--	--	--	--	--	--	--	--	--	--	--	--
	10/25/2004	--	--	--	--	--	--	--	--	--	--	--	--
	1/17/2005	--	--	--	--	--	--	--	--	--	--	--	--
	4/6/2005	--	--	--	--	--	--	--	--	--	--	--	--
	7/8/2005	--	--	--	--	--	--	--	--	--	--	--	--

**Table 8d**  
**Historical Groundwater Analytical Results - Additional Analytes**  
**76 Service Station No. 1156 (351645)**  
**4276 MacArthur Boulevard**  
**Oakland, California**

WELL ID	DATE	Acena- phthene (µg/L)	Acena- phthylene (svoc) (µg/L)	Anthra- cene (µg/L)	Benzo[a]- anthracene (µg/L)	Benzo[a]- pyrene (µg/L)	Benzo[b]- fluor- anthene (µg/L)	Benzo- [g,h,l]- perylene (µg/L)	Benzo[k]- fluor- anthene (µg/L)	Benzoic Acid (µg/L)	Benzyl Alcohol (µg/L)	Bis(2-chloro- ethoxy) methane (µg/L)	Bis(2-chloro- ethyl) ether (µg/L)
	10/7/2005	--	--	--	--	--	--	--	--	--	--	--	--
	1/27/2006	--	--	--	--	--	--	--	--	--	--	--	--
	4/28/2006	--	--	--	--	--	--	--	--	--	--	--	--
	7/28/2006	--	--	--	--	--	--	--	--	--	--	--	--
	10/27/2006	--	--	--	--	--	--	--	--	--	--	--	--
	1/10/2007	--	--	--	--	--	--	--	--	--	--	--	--
	7/19/2007	--	--	--	--	--	--	--	--	--	--	--	--
	10/8/2007	--	--	--	--	--	--	--	--	--	--	--	--
	1/9/2008	--	--	--	--	--	--	--	--	--	--	--	--
	4/4/2008	--	--	--	--	--	--	--	--	--	--	--	--
	7/3/2008	--	--	--	--	--	--	--	--	--	--	--	--
	10/3/2008	--	--	--	--	--	--	--	--	--	--	--	--
	1/22/2009	--	--	--	--	--	--	--	--	--	--	--	--
	4/13/2009	--	--	--	--	--	--	--	--	--	--	--	--
	7/23/2009	--	--	--	--	--	--	--	--	--	--	--	--
	2/1/2010	--	--	--	--	--	--	--	--	--	--	--	--
	8/2/2010	--	--	--	--	--	--	--	--	--	--	--	--
	1/31/2011	--	--	--	--	--	--	--	--	--	--	--	--
	4/26/2011	--	--	--	--	--	--	--	--	--	--	--	--
	7/25/2011	--	--	--	--	--	--	--	--	--	--	--	--
	10/7/2011	--	--	--	--	--	--	--	--	--	--	--	--
	1/23/2012	--	--	--	--	--	--	--	--	--	--	--	--
	4/6/2012	--	--	--	--	--	--	--	--	--	--	--	--
	7/24/2012	--	--	--	--	--	--	--	--	--	--	--	--
	2/8/2013	--	--	--	--	--	--	--	--	--	--	--	--
<b>MW-8</b>	1/18/2008	--	--	--	--	--	--	--	--	--	--	--	--
	4/4/2008	--	--	--	--	--	--	--	--	--	--	--	--
	7/3/2008	--	--	--	--	--	--	--	--	--	--	--	--
	10/3/2008	--	--	--	--	--	--	--	--	--	--	--	--
	1/22/2009	--	--	--	--	--	--	--	--	--	--	--	--
	4/13/2009	--	--	--	--	--	--	--	--	--	--	--	--
	7/23/2009	--	--	--	--	--	--	--	--	--	--	--	--
	2/1/2010	--	--	--	--	--	--	--	--	--	--	--	--

**NOTES:**

ND<# = Analyte not detected at or above indicated practical quantitation limit

-- = Not sampled

µg/L = Micrograms per liter

ID = Identification

**Table 8e**  
**Historical Groundwater Analytical Results - Additional Analytes**  
**76 Service Station No. 1156 (351645)**  
**4276 MacArthur Boulevard**  
**Oakland, California**

WELL ID	DATE	Bis(2-chloro-isopropyl)-ether (µg/L)	Bis(2-ethyl-hexyl)-phthalate (µg/L)	4-Bromo-phenyl ether (µg/L)	Butyl-benzyl-phthalate (µg/L)	4-Chloro-3-methyl-phenol (µg/L)	4-Chloro-aniline (µg/L)	2-Chloro-naphthalene (µg/L)	2-Chloro-phenol (µg/L)	4-Chloro-phenyl ether (µg/L)	Chrysene (µg/L)	Dibenzo-[a,h]-anthracene (µg/L)	Dibenzo-furan (µg/L)
MW-1	7/20/1999	--	--	--	--	--	--	--	--	--	--	--	--
	9/28/1999	--	--	--	--	--	--	--	--	--	--	--	--
	1/7/2000	--	--	--	--	--	--	--	--	--	--	--	--
	3/31/2000	--	10	--	--	--	--	--	--	--	--	--	--
	7/14/2000	--	--	--	--	--	--	--	--	--	--	--	--
	10/3/2000	--	51.6	--	--	--	--	--	--	--	--	--	--
	1/3/2001	--	--	--	--	--	--	--	--	--	--	--	--
	4/4/2001	--	55	--	--	--	--	--	--	--	--	--	--
	7/17/2001	--	400	--	--	--	--	--	--	--	--	--	--
	10/5/2001	--	--	--	--	--	--	--	--	--	--	--	--
	1/28/2002	--	--	--	--	--	--	--	--	--	--	--	--
	4/25/2002	--	--	--	--	--	--	--	--	--	--	--	--
	7/18/2002	--	120	--	--	--	--	--	--	--	--	--	--
	10/7/2002	--	--	--	--	--	--	--	--	--	--	--	--
	1/6/2003	--	--	--	--	--	--	--	--	--	--	--	--
	4/7/2003	--	--	--	--	--	--	--	--	--	--	--	--
	7/7/2003	--	70	--	--	--	--	--	--	--	--	--	--
	10/9/2003	--	--	--	--	--	--	--	--	--	--	--	--
	1/14/2004	--	--	--	--	--	--	--	--	--	--	--	--
	4/28/2004	--	--	--	--	--	--	--	--	--	--	--	--
	7/12/2004	--	ND<5	--	--	--	--	--	--	--	ND<2	ND<3	--
	10/25/2004	--	--	--	--	--	--	--	--	--	--	--	--
	1/17/2005	--	--	--	--	--	--	--	--	--	--	--	--
	4/6/2005	--	--	--	--	--	--	--	--	--	--	--	--
	7/8/2005	--	--	--	--	--	--	--	--	--	--	--	--
	10/7/2005	--	--	--	--	--	--	--	--	--	--	--	--
	1/27/2006	--	--	--	--	--	--	--	--	--	--	--	--
	4/28/2006	--	--	--	--	--	--	--	--	--	--	--	--
	7/28/2006	ND<10	33	ND<10	ND<10	ND<25	ND<10	ND<10	ND<10	ND<10	ND<10	ND<15	ND<10
	10/27/2006	--	--	--	--	--	--	--	--	--	--	--	--
	1/10/2007	--	--	--	--	--	--	--	--	--	--	--	--
	4/13/2007	--	--	--	--	--	--	--	--	--	--	--	--
	7/19/2007	ND<2.2	ND<4.4	ND<2.2	ND<2.2	ND<5.5	ND<2.2	ND<2.2	ND<2.2	ND<2.2	ND<2.2	ND<3.3	ND<2.2
	1/9/2008	--	--	--	--	--	--	--	--	--	--	--	--
	4/4/2008	--	--	--	--	--	--	--	--	--	--	--	--
	7/3/2008	ND<20	ND<40	ND<20	ND<20	ND<50	ND<20	ND<20	ND<20	ND<20	ND<20	ND<30	ND<20
	10/3/2008	--	--	--	--	--	--	--	--	--	--	--	--
	1/22/2009	--	--	--	--	--	--	--	--	--	--	--	--
	4/13/2009	--	--	--	--	--	--	--	--	--	--	--	--
	7/23/2009	--	--	--	--	--	--	--	--	--	--	--	--
	2/1/2010	--	--	--	--	--	--	--	--	--	--	--	--
	8/2/2010	--	--	--	--	--	--	--	--	--	--	--	--
MW-1B	11/1/2010	--	--	--	--	--	--	--	--	--	--	--	--

**Table 8e**  
**Historical Groundwater Analytical Results - Additional Analytes**  
**76 Service Station No. 1156 (351645)**  
**4276 MacArthur Boulevard**  
**Oakland, California**

WELL ID	DATE	Bis(2-chloro-isopropyl)-ether (µg/L)	Bis(2-ethyl-hexyl)-phthalate (µg/L)	4-Bromo-phenyl ether (µg/L)	Butyl-benzyl-phthalate (µg/L)	4-Chloro-3-methyl-phenol (µg/L)	4-Chloro-aniline (µg/L)	2-Chloro-naphthalene (µg/L)	2-Chloro-phenol (µg/L)	4-Chloro-phenyl ether (µg/L)	Chrysene (µg/L)	Dibenzo-[a,h]-anthracene (µg/L)	Dibenzo-furan (µg/L)
	1/31/2011	--	--	--	--	--	--	--	--	--	--	--	--
	4/26/2011	--	--	--	--	--	--	--	--	--	--	--	--
	7/25/2011	--	--	--	--	--	--	--	--	--	--	--	--
	10/7/2011	--	--	--	--	--	--	--	--	--	--	--	--
	1/23/2012	--	--	--	--	--	--	--	--	--	--	--	--
	4/6/2012	--	--	--	--	--	--	--	--	--	--	--	--
	7/24/2012	--	--	--	--	--	--	--	--	--	--	--	--
	2/8/2013	--	--	--	--	--	--	--	--	--	--	--	--
<b>MW-2</b>	9/28/1999	--	--	--	--	--	--	--	--	--	--	--	--
	4/4/2001	--	--	--	--	--	--	--	--	--	--	--	--
	7/17/2001	--	--	--	--	--	--	--	--	--	--	--	--
	7/18/2002	--	--	--	--	--	--	--	--	--	--	--	--
	10/7/2002	--	--	--	--	--	--	--	--	--	--	--	--
	1/6/2003	--	--	--	--	--	--	--	--	--	--	--	--
	4/7/2003	--	--	--	--	--	--	--	--	--	--	--	--
	7/7/2003	--	--	--	--	--	--	--	--	--	--	--	--
	10/9/2003	--	--	--	--	--	--	--	--	--	--	--	--
	1/14/2004	--	--	--	--	--	--	--	--	--	--	--	--
	4/28/2004	--	--	--	--	--	--	--	--	--	--	--	--
	7/12/2004	--	--	--	--	--	--	--	--	--	--	--	--
	10/25/2004	--	--	--	--	--	--	--	--	--	--	--	--
	1/17/2005	--	--	--	--	--	--	--	--	--	--	--	--
	4/6/2005	--	--	--	--	--	--	--	--	--	--	--	--
	7/8/2005	--	--	--	--	--	--	--	--	--	--	--	--
	10/7/2005	--	--	--	--	--	--	--	--	--	--	--	--
	1/27/2006	--	--	--	--	--	--	--	--	--	--	--	--
	4/28/2006	--	--	--	--	--	--	--	--	--	--	--	--
	7/28/2006	--	--	--	--	--	--	--	--	--	--	--	--
	10/27/2006	--	--	--	--	--	--	--	--	--	--	--	--
	1/10/2007	--	--	--	--	--	--	--	--	--	--	--	--
	4/13/2007	--	--	--	--	--	--	--	--	--	--	--	--
	7/19/2007	--	--	--	--	--	--	--	--	--	--	--	--
	10/8/2007	--	--	--	--	--	--	--	--	--	--	--	--
	1/9/2008	--	--	--	--	--	--	--	--	--	--	--	--
	4/4/2008	--	--	--	--	--	--	--	--	--	--	--	--
	7/3/2008	--	--	--	--	--	--	--	--	--	--	--	--
	10/3/2008	--	--	--	--	--	--	--	--	--	--	--	--
	1/22/2009	--	--	--	--	--	--	--	--	--	--	--	--
	4/13/2009	--	--	--	--	--	--	--	--	--	--	--	--
	7/23/2009	--	--	--	--	--	--	--	--	--	--	--	--
	2/1/2010	--	--	--	--	--	--	--	--	--	--	--	--
	8/2/2010	--	--	--	--	--	--	--	--	--	--	--	--

**Table 8e**  
**Historical Groundwater Analytical Results - Additional Analytes**  
**76 Service Station No. 1156 (351645)**  
**4276 MacArthur Boulevard**  
**Oakland, California**

WELL ID	DATE	Bis(2-chloro- isopropyl)- ether (µg/L)	Bis(2-ethyl- hexyl)- phthalate (µg/L)	4-Bromo- pheny phe- nyl ether (µg/L)	Butyl- benzyl phthalate (µg/L)	4-Chloro- 3-methyl- phenol (µg/L)	4-Chloro- aniline (µg/L)	2-Chloro- naphtha- lene (µg/L)	2-Chloro- phenol (µg/L)	4-Chloro- phenyl ether (µg/L)	Chrysene (µg/L)	Dibenzo- [a,h]- anthracene (µg/L)	Dibenzo- furan (µg/L)
MW-2B	11/1/2010	--	--	--	--	--	--	--	--	--	--	--	--
	1/31/2011	--	--	--	--	--	--	--	--	--	--	--	--
	4/26/2011	--	--	--	--	--	--	--	--	--	--	--	--
	7/25/2011	--	--	--	--	--	--	--	--	--	--	--	--
	10/7/2011	--	--	--	--	--	--	--	--	--	--	--	--
	1/23/2012	--	--	--	--	--	--	--	--	--	--	--	--
	4/6/2012	--	--	--	--	--	--	--	--	--	--	--	--
	7/24/2012	--	--	--	--	--	--	--	--	--	--	--	--
	2/8/2013	--	--	--	--	--	--	--	--	--	--	--	--
MW-3	9/28/1999	--	--	--	--	--	--	--	--	--	--	--	--
	4/4/2001	--	--	--	--	--	--	--	--	--	--	--	--
	7/17/2001	--	--	--	--	--	--	--	--	--	--	--	--
	7/18/2002	--	--	--	--	--	--	--	--	--	--	--	--
	10/7/2002	--	--	--	--	--	--	--	--	--	--	--	--
	1/6/2003	--	--	--	--	--	--	--	--	--	--	--	--
	4/7/2003	--	--	--	--	--	--	--	--	--	--	--	--
	7/7/2003	--	--	--	--	--	--	--	--	--	--	--	--
	10/9/2003	--	--	--	--	--	--	--	--	--	--	--	--
	1/14/2004	--	--	--	--	--	--	--	--	--	--	--	--
	4/28/2004	--	--	--	--	--	--	--	--	--	--	--	--
	7/12/2004	--	--	--	--	--	--	--	--	--	--	--	--
	10/25/2004	--	--	--	--	--	--	--	--	--	--	--	--
	1/17/2005	--	--	--	--	--	--	--	--	--	--	--	--
	4/6/2005	--	--	--	--	--	--	--	--	--	--	--	--
	7/8/2005	--	--	--	--	--	--	--	--	--	--	--	--
	10/7/2005	--	--	--	--	--	--	--	--	--	--	--	--
	1/27/2006	--	--	--	--	--	--	--	--	--	--	--	--
	4/28/2006	--	--	--	--	--	--	--	--	--	--	--	--
	7/28/2006	--	--	--	--	--	--	--	--	--	--	--	--
	10/27/2006	--	--	--	--	--	--	--	--	--	--	--	--
	1/10/2007	--	--	--	--	--	--	--	--	--	--	--	--
	4/13/2007	--	--	--	--	--	--	--	--	--	--	--	--
	7/19/2007	--	--	--	--	--	--	--	--	--	--	--	--
	10/8/2007	--	--	--	--	--	--	--	--	--	--	--	--
	1/9/2008	--	--	--	--	--	--	--	--	--	--	--	--
	4/4/2008	--	--	--	--	--	--	--	--	--	--	--	--
	7/3/2008	--	--	--	--	--	--	--	--	--	--	--	--
	10/3/2008	--	--	--	--	--	--	--	--	--	--	--	--
	1/22/2009	--	--	--	--	--	--	--	--	--	--	--	--
	4/13/2009	--	--	--	--	--	--	--	--	--	--	--	--
	7/23/2009	--	--	--	--	--	--	--	--	--	--	--	--
2/1/2010	--	--	--	--	--	--	--	--	--	--	--	--	
8/2/2010	--	--	--	--	--	--	--	--	--	--	--	--	

**Table 8e**  
**Historical Groundwater Analytical Results - Additional Analytes**  
**76 Service Station No. 1156 (351645)**  
**4276 MacArthur Boulevard**  
**Oakland, California**

WELL ID	DATE	Bis(2-chloro-isopropyl)-ether (µg/L)	Bis(2-ethyl-hexyl)-phthalate (µg/L)	4-Bromo-phenyl ether (µg/L)	Butyl-benzyl-phthalate (µg/L)	4-Chloro-3-methyl-phenol (µg/L)	4-Chloro-aniline (µg/L)	2-Chloro-naphthalene (µg/L)	2-Chloro-phenol (µg/L)	4-Chloro-phenyl ether (µg/L)	Chrysene (µg/L)	Dibenzo-[a,h]-anthracene (µg/L)	Dibenzo-furan (µg/L)
MW-3B	11/1/2010	--	--	--	--	--	--	--	--	--	--	--	--
	1/31/2011	--	--	--	--	--	--	--	--	--	--	--	--
	4/26/2011	--	--	--	--	--	--	--	--	--	--	--	--
	7/25/2011	--	--	--	--	--	--	--	--	--	--	--	--
	10/7/2011	--	--	--	--	--	--	--	--	--	--	--	--
	1/23/2012	--	--	--	--	--	--	--	--	--	--	--	--
	4/6/2012	--	--	--	--	--	--	--	--	--	--	--	--
	7/24/2012	--	--	--	--	--	--	--	--	--	--	--	--
	2/8/2013	--	--	--	--	--	--	--	--	--	--	--	--
MW-4	9/28/1999	--	--	--	--	--	--	--	--	--	--	--	--
	4/4/2001	--	--	--	--	--	--	--	--	--	--	--	--
	7/17/2001	--	--	--	--	--	--	--	--	--	--	--	--
	7/18/2002	--	--	--	--	--	--	--	--	--	--	--	--
	10/7/2002	--	--	--	--	--	--	--	--	--	--	--	--
	1/6/2003	--	--	--	--	--	--	--	--	--	--	--	--
	4/7/2003	--	--	--	--	--	--	--	--	--	--	--	--
	7/7/2003	--	--	--	--	--	--	--	--	--	--	--	--
	10/9/2003	--	--	--	--	--	--	--	--	--	--	--	--
	1/14/2004	--	--	--	--	--	--	--	--	--	--	--	--
	4/28/2004	--	--	--	--	--	--	--	--	--	--	--	--
	7/12/2004	--	--	--	--	--	--	--	--	--	--	--	--
	10/25/2004	--	--	--	--	--	--	--	--	--	--	--	--
	1/17/2005	--	--	--	--	--	--	--	--	--	--	--	--
	4/6/2005	--	--	--	--	--	--	--	--	--	--	--	--
	7/8/2005	--	--	--	--	--	--	--	--	--	--	--	--
	10/7/2005	--	--	--	--	--	--	--	--	--	--	--	--
	1/27/2006	--	--	--	--	--	--	--	--	--	--	--	--
	4/28/2006	--	--	--	--	--	--	--	--	--	--	--	--
	7/28/2006	--	--	--	--	--	--	--	--	--	--	--	--
	10/27/2006	--	--	--	--	--	--	--	--	--	--	--	--
	1/10/2007	--	--	--	--	--	--	--	--	--	--	--	--
	4/13/2007	--	--	--	--	--	--	--	--	--	--	--	--
	7/19/2007	--	--	--	--	--	--	--	--	--	--	--	--
	10/8/2007	--	--	--	--	--	--	--	--	--	--	--	--
	1/9/2008	--	--	--	--	--	--	--	--	--	--	--	--
	4/4/2008	--	--	--	--	--	--	--	--	--	--	--	--
7/3/2008	--	--	--	--	--	--	--	--	--	--	--	--	
10/3/2008	--	--	--	--	--	--	--	--	--	--	--	--	
1/22/2009	--	--	--	--	--	--	--	--	--	--	--	--	
4/13/2009	--	--	--	--	--	--	--	--	--	--	--	--	
7/23/2009	--	--	--	--	--	--	--	--	--	--	--	--	
2/1/2010	--	--	--	--	--	--	--	--	--	--	--	--	



**Table 8e**  
**Historical Groundwater Analytical Results - Additional Analytes**  
**76 Service Station No. 1156 (351645)**  
**4276 MacArthur Boulevard**  
**Oakland, California**

WELL ID	DATE	Bis(2-chloro-isopropyl)-ether (µg/L)	Bis(2-ethyl-hexyl)-phthalate (µg/L)	4-Bromo-phenyl ether (µg/L)	Butyl-benzyl-phthalate (µg/L)	4-Chloro-3-methyl-phenol (µg/L)	4-Chloro-aniline (µg/L)	2-Chloro-naphthalene (µg/L)	2-Chloro-phenol (µg/L)	4-Chloro-phenyl ether (µg/L)	Chrysene (µg/L)	Dibenzo-[a,h]-anthracene (µg/L)	Dibenzo-furan (µg/L)
	8/2/2010	--	--	--	--	--	--	--	--	--	--	--	--
<b>MW-4B</b>	11/1/2010	--	--	--	--	--	--	--	--	--	--	--	--
	1/31/2011	--	--	--	--	--	--	--	--	--	--	--	--
	4/26/2011	--	--	--	--	--	--	--	--	--	--	--	--
	7/25/2011	--	--	--	--	--	--	--	--	--	--	--	--
	10/7/2011	--	--	--	--	--	--	--	--	--	--	--	--
	1/23/2012	--	--	--	--	--	--	--	--	--	--	--	--
	4/6/2012	--	--	--	--	--	--	--	--	--	--	--	--
	7/24/2012	--	--	--	--	--	--	--	--	--	--	--	--
	2/8/2013	--	--	--	--	--	--	--	--	--	--	--	--
<b>MW-5</b>	7/18/2002	--	--	--	--	--	--	--	--	--	--	--	--
	10/7/2002	--	--	--	--	--	--	--	--	--	--	--	--
	1/6/2003	--	ND<5.0	--	--	--	--	--	--	--	--	--	--
	4/7/2003	--	--	--	--	--	--	--	--	--	--	--	--
	7/7/2003	--	--	--	--	--	--	--	--	--	--	--	--
	10/9/2003	--	--	--	--	--	--	--	--	--	--	--	--
	1/14/2004	--	--	--	--	--	--	--	--	--	--	--	--
	4/28/2004	--	--	--	--	--	--	--	--	--	--	--	--
	7/12/2004	--	--	--	--	--	--	--	--	--	--	--	--
	10/25/2004	--	--	--	--	--	--	--	--	--	--	--	--
	1/17/2005	--	--	--	--	--	--	--	--	--	--	--	--
	4/6/2005	--	--	--	--	--	--	--	--	--	--	--	--
	7/8/2005	--	--	--	--	--	--	--	--	--	--	--	--
	10/7/2005	--	--	--	--	--	--	--	--	--	--	--	--
	1/27/2006	--	--	--	--	--	--	--	--	--	--	--	--
	4/28/2006	--	--	--	--	--	--	--	--	--	--	--	--
	7/28/2006	--	--	--	--	--	--	--	--	--	--	--	--
	10/27/2006	--	--	--	--	--	--	--	--	--	--	--	--
	1/10/2007	--	--	--	--	--	--	--	--	--	--	--	--
	4/13/2007	--	--	--	--	--	--	--	--	--	--	--	--
	7/19/2007	--	--	--	--	--	--	--	--	--	--	--	--
	10/8/2007	--	--	--	--	--	--	--	--	--	--	--	--
	1/9/2008	--	--	--	--	--	--	--	--	--	--	--	--
	4/4/2008	--	--	--	--	--	--	--	--	--	--	--	--
	7/3/2008	--	--	--	--	--	--	--	--	--	--	--	--
	10/3/2008	--	--	--	--	--	--	--	--	--	--	--	--
	1/22/2009	--	--	--	--	--	--	--	--	--	--	--	--
4/13/2009	--	--	--	--	--	--	--	--	--	--	--	--	
7/23/2009	--	--	--	--	--	--	--	--	--	--	--	--	
2/1/2010	--	--	--	--	--	--	--	--	--	--	--	--	
8/2/2010	--	--	--	--	--	--	--	--	--	--	--	--	
1/31/2011	--	--	--	--	--	--	--	--	--	--	--	--	

**Table 8e**  
**Historical Groundwater Analytical Results - Additional Analytes**  
**76 Service Station No. 1156 (351645)**  
**4276 MacArthur Boulevard**  
**Oakland, California**

WELL ID	DATE	Bis(2-chloro-isopropyl)-ether (µg/L)	Bis(2-ethyl-hexyl)-phthalate (µg/L)	4-Bromo-phenyl ether (µg/L)	Butyl-benzyl-phthalate (µg/L)	4-Chloro-3-methyl-phenol (µg/L)	4-Chloro-aniline (µg/L)	2-Chloro-naphthalene (µg/L)	2-Chloro-phenol (µg/L)	4-Chloro-phenyl ether (µg/L)	Chrysene (µg/L)	Dibenzo-[a,h]-anthracene (µg/L)	Dibenzo-furan (µg/L)
	4/26/2011	--	--	--	--	--	--	--	--	--	--	--	--
	7/25/2011	--	--	--	--	--	--	--	--	--	--	--	--
	10/7/2011	--	--	--	--	--	--	--	--	--	--	--	--
	1/23/2012	--	--	--	--	--	--	--	--	--	--	--	--
	4/6/2012	--	--	--	--	--	--	--	--	--	--	--	--
	7/24/2012	--	--	--	--	--	--	--	--	--	--	--	--
	2/8/2013	--	--	--	--	--	--	--	--	--	--	--	--
<b>MW-6</b>	7/18/2002	--	--	--	--	--	--	--	--	--	--	--	--
	10/7/2002	--	--	--	--	--	--	--	--	--	--	--	--
	1/6/2003	--	--	--	--	--	--	--	--	--	--	--	--
	4/7/2003	--	--	--	--	--	--	--	--	--	--	--	--
	7/7/2003	--	--	--	--	--	--	--	--	--	--	--	--
	10/9/2003	--	--	--	--	--	--	--	--	--	--	--	--
	1/14/2004	--	--	--	--	--	--	--	--	--	--	--	--
	4/28/2004	--	--	--	--	--	--	--	--	--	--	--	--
	7/12/2004	--	--	--	--	--	--	--	--	--	--	--	--
	10/25/2004	--	--	--	--	--	--	--	--	--	--	--	--
	1/17/2005	--	--	--	--	--	--	--	--	--	--	--	--
	4/6/2005	--	--	--	--	--	--	--	--	--	--	--	--
	7/8/2005	--	--	--	--	--	--	--	--	--	--	--	--
	10/7/2005	--	--	--	--	--	--	--	--	--	--	--	--
	1/27/2006	--	--	--	--	--	--	--	--	--	--	--	--
	4/28/2006	--	--	--	--	--	--	--	--	--	--	--	--
	7/28/2006	--	--	--	--	--	--	--	--	--	--	--	--
	10/27/2006	--	--	--	--	--	--	--	--	--	--	--	--
	1/10/2007	--	--	--	--	--	--	--	--	--	--	--	--
	4/13/2007	--	--	--	--	--	--	--	--	--	--	--	--
	7/19/2007	--	--	--	--	--	--	--	--	--	--	--	--
	10/8/2007	--	--	--	--	--	--	--	--	--	--	--	--
	1/9/2008	--	--	--	--	--	--	--	--	--	--	--	--
	4/4/2008	--	--	--	--	--	--	--	--	--	--	--	--
	7/3/2008	--	--	--	--	--	--	--	--	--	--	--	--
	10/3/2008	--	--	--	--	--	--	--	--	--	--	--	--
	1/22/2009	--	--	--	--	--	--	--	--	--	--	--	--
	4/13/2009	--	--	--	--	--	--	--	--	--	--	--	--
<b>MW-7</b>	7/18/2002	--	--	--	--	--	--	--	--	--	--	--	--
	10/7/2002	--	--	--	--	--	--	--	--	--	--	--	--
	1/6/2003	--	ND<5.0	--	--	--	--	--	--	--	--	--	--
	4/7/2003	--	--	--	--	--	--	--	--	--	--	--	--
	7/7/2003	--	--	--	--	--	--	--	--	--	--	--	--
	10/9/2003	--	--	--	--	--	--	--	--	--	--	--	--
	1/14/2004	--	--	--	--	--	--	--	--	--	--	--	--

**Table 8e**  
**Historical Groundwater Analytical Results - Additional Analytes**  
**76 Service Station No. 1156 (351645)**  
**4276 MacArthur Boulevard**  
**Oakland, California**

WELL ID	DATE	Bis(2-chloro-isopropyl)-ether (µg/L)	Bis(2-ethyl-hexyl)-phthalate (µg/L)	4-Bromo-phenyl ether (µg/L)	Butyl-benzyl-phthalate (µg/L)	4-Chloro-3-methyl-phenol (µg/L)	4-Chloro-aniline (µg/L)	2-Chloro-naphthalene (µg/L)	2-Chloro-phenol (µg/L)	4-Chloro-phenyl ether (µg/L)	Chrysene (µg/L)	Dibenzo-[a,h]-anthracene (µg/L)	Dibenzo-furan (µg/L)
	4/28/2004	--	--	--	--	--	--	--	--	--	--	--	--
	7/12/2004	--	--	--	--	--	--	--	--	--	--	--	--
	10/25/2004	--	--	--	--	--	--	--	--	--	--	--	--
	1/17/2005	--	--	--	--	--	--	--	--	--	--	--	--
	4/6/2005	--	--	--	--	--	--	--	--	--	--	--	--
	7/8/2005	--	--	--	--	--	--	--	--	--	--	--	--
	10/7/2005	--	--	--	--	--	--	--	--	--	--	--	--
	1/27/2006	--	--	--	--	--	--	--	--	--	--	--	--
	4/28/2006	--	--	--	--	--	--	--	--	--	--	--	--
	7/28/2006	--	--	--	--	--	--	--	--	--	--	--	--
	10/27/2006	--	--	--	--	--	--	--	--	--	--	--	--
	1/10/2007	--	--	--	--	--	--	--	--	--	--	--	--
	7/19/2007	--	--	--	--	--	--	--	--	--	--	--	--
	10/8/2007	--	--	--	--	--	--	--	--	--	--	--	--
	1/9/2008	--	--	--	--	--	--	--	--	--	--	--	--
	4/4/2008	--	--	--	--	--	--	--	--	--	--	--	--
	7/3/2008	--	--	--	--	--	--	--	--	--	--	--	--
	10/3/2008	--	--	--	--	--	--	--	--	--	--	--	--
	1/22/2009	--	--	--	--	--	--	--	--	--	--	--	--
	4/13/2009	--	--	--	--	--	--	--	--	--	--	--	--
	7/23/2009	--	--	--	--	--	--	--	--	--	--	--	--
	2/1/2010	--	--	--	--	--	--	--	--	--	--	--	--
	8/2/2010	--	--	--	--	--	--	--	--	--	--	--	--
	1/31/2011	--	--	--	--	--	--	--	--	--	--	--	--
	4/26/2011	--	--	--	--	--	--	--	--	--	--	--	--
	7/25/2011	--	--	--	--	--	--	--	--	--	--	--	--
	10/7/2011	--	--	--	--	--	--	--	--	--	--	--	--
	1/23/2012	--	--	--	--	--	--	--	--	--	--	--	--
	4/6/2012	--	--	--	--	--	--	--	--	--	--	--	--
	7/24/2012	--	--	--	--	--	--	--	--	--	--	--	--
	2/8/2013	--	--	--	--	--	--	--	--	--	--	--	--
<b>MW-8</b>	1/18/2008	--	--	--	--	--	--	--	--	--	--	--	--
	4/4/2008	--	--	--	--	--	--	--	--	--	--	--	--
	7/3/2008	--	--	--	--	--	--	--	--	--	--	--	--
	10/3/2008	--	--	--	--	--	--	--	--	--	--	--	--
	1/22/2009	--	--	--	--	--	--	--	--	--	--	--	--
	4/13/2009	--	--	--	--	--	--	--	--	--	--	--	--
	7/23/2009	--	--	--	--	--	--	--	--	--	--	--	--
	2/1/2010	--	--	--	--	--	--	--	--	--	--	--	--

**NOTES:**

ND<# = Analyte not detected at or above indicated practical quantitation limit

-- = Not sampled

µg/L = Micrograms per liter

ID = Identification

**Table 8f**  
**Historical Groundwater Analytical Results - Additional Analytes**  
**76 Service Station No. 1156 (351645)**  
**4276 MacArthur Boulevard**  
**Oakland, California**

WELL ID	DATE	1,2-Dichloro- benzene (svoc) (µg/L)	1,3-Dichloro- benzene (svoc) (µg/L)	1,4-Dichloro- benzene (svoc) (µg/L)	3,3-Dichloro- benzidine (µg/L)	2,4-Dichloro- phenol (µg/L)	Diethyl phthalate (µg/L)	2,4-Dimethyl- phenol (µg/L)	Dimethyl phthalate (µg/L)	Di-n-butyl phthalate (µg/L)	2,4-Dinitro- phenol (µg/L)	2,4-Dinitro- toluene (µg/L)	2,6-Dinitro- toluene (µg/L)
MW-1	7/20/1999	--	--	--	--	--	--	--	--	--	--	--	--
	9/28/1999	--	--	--	--	--	--	--	--	--	--	--	--
	1/7/2000	--	--	--	--	--	--	--	--	--	--	--	--
	3/31/2000	--	--	--	--	--	--	--	--	--	--	--	--
	7/14/2000	--	--	--	--	--	--	--	--	--	--	--	--
	10/3/2000	--	--	--	--	--	--	--	--	--	--	--	--
	1/3/2001	--	--	--	--	--	--	--	--	--	--	--	--
	4/4/2001	--	--	--	--	--	--	--	--	--	--	--	--
	7/17/2001	--	--	--	--	--	--	--	--	--	--	--	--
	10/5/2001	--	--	--	--	--	--	--	--	--	--	--	--
	1/28/2002	--	--	--	--	--	--	--	--	--	--	--	--
	4/25/2002	--	--	--	--	--	--	--	--	--	--	--	--
	7/18/2002	--	--	--	--	--	--	--	--	--	--	--	--
	10/7/2002	--	--	--	--	--	--	--	--	--	--	--	--
	1/6/2003	--	--	--	--	--	--	--	--	--	--	--	--
	4/7/2003	--	--	--	--	--	--	--	--	--	--	--	--
	7/7/2003	--	--	--	--	--	--	--	--	--	--	--	--
	10/9/2003	--	--	--	--	--	--	--	--	--	--	--	--
	1/14/2004	--	--	--	--	--	--	--	--	--	--	--	--
	4/28/2004	--	--	--	--	--	--	--	--	--	--	--	--
	7/12/2004	--	--	--	--	--	--	--	--	--	--	--	--
	10/25/2004	--	--	--	--	--	--	--	--	--	--	--	--
	1/17/2005	--	--	--	--	--	--	--	--	--	--	--	--
	4/6/2005	--	--	--	--	--	--	--	--	--	--	--	--
	7/8/2005	--	--	--	--	--	--	--	--	--	--	--	--
	10/7/2005	--	--	--	--	--	--	--	--	--	--	--	--
	1/27/2006	--	--	--	--	--	--	--	--	--	--	--	--
	4/28/2006	--	--	--	--	--	--	--	--	--	--	--	--
	7/28/2006	ND<10	ND<10	ND<10	ND<50	ND<10	ND<10	ND<10	ND<10	ND<10	ND<50	ND<10	ND<10
	10/27/2006	--	--	--	--	--	--	--	--	--	--	--	--
	1/10/2007	--	--	--	--	--	--	--	--	--	--	--	--
	4/13/2007	--	--	--	--	--	--	--	--	--	--	--	--
	7/19/2007	ND<2.2	ND<2.2	ND<2.2	ND<11	ND<2.2	ND<2.2	ND<2.2	ND<2.2	ND<2.2	ND<11	ND<2.2	ND<2.2
	1/9/2008	--	--	--	--	--	--	--	--	--	--	--	--
	4/4/2008	--	--	--	--	--	--	--	--	--	--	--	--
	7/3/2008	ND<20	ND<20	ND<20	ND<100	ND<20	ND<20	ND<20	ND<20	ND<20	ND<100	ND<20	ND<20
	10/3/2008	--	--	--	--	--	--	--	--	--	--	--	--
	1/22/2009	--	--	--	--	--	--	--	--	--	--	--	--
	4/13/2009	--	--	--	--	--	--	--	--	--	--	--	--
	7/23/2009	--	--	--	--	--	--	--	--	--	--	--	--
	2/1/2010	--	--	--	--	--	--	--	--	--	--	--	--
	8/2/2010	--	--	--	--	--	--	--	--	--	--	--	--
MW-1B	11/1/2010	--	--	--	--	--	--	--	--	--	--	--	--
	1/31/2011	--	--	--	--	--	--	--	--	--	--	--	--

**Table 8f**  
**Historical Groundwater Analytical Results - Additional Analytes**  
**76 Service Station No. 1156 (351645)**  
**4276 MacArthur Boulevard**  
**Oakland, California**

WELL ID	DATE	1,2-Dichloro- benzene (svoc) (µg/L)	1,3-Dichloro- benzene (svoc) (µg/L)	1,4-Dichloro- benzene (svoc) (µg/L)	3,3-Dichloro- benzidine (µg/L)	2,4-Dichloro- phenol (µg/L)	Diethyl phthalate (µg/L)	2,4-Dimethyl- phenol (µg/L)	Dimethyl phthalate (µg/L)	Di-n-butyl phthalate (µg/L)	2,4-Dinitro- phenol (µg/L)	2,4-Dinitro- toluene (µg/L)	2,6-Dinitro- toluene (µg/L)
	4/26/2011	--	--	--	--	--	--	--	--	--	--	--	--
	7/25/2011	--	--	--	--	--	--	--	--	--	--	--	--
	10/7/2011	--	--	--	--	--	--	--	--	--	--	--	--
	1/23/2012	--	--	--	--	--	--	--	--	--	--	--	--
	4/6/2012	--	--	--	--	--	--	--	--	--	--	--	--
	7/24/2012	--	--	--	--	--	--	--	--	--	--	--	--
	2/8/2013	--	--	--	--	--	--	--	--	--	--	--	--
<b>MW-2</b>	9/28/1999	--	--	--	--	--	--	--	--	--	--	--	--
	4/4/2001	--	--	--	--	--	--	--	--	--	--	--	--
	7/17/2001	--	--	--	--	--	--	--	--	--	--	--	--
	7/18/2002	--	--	--	--	--	--	--	--	--	--	--	--
	10/7/2002	--	--	--	--	--	--	--	--	--	--	--	--
	1/6/2003	--	--	--	--	--	--	--	--	--	--	--	--
	4/7/2003	--	--	--	--	--	--	--	--	--	--	--	--
	7/7/2003	--	--	--	--	--	--	--	--	--	--	--	--
	10/9/2003	--	--	--	--	--	--	--	--	--	--	--	--
	1/14/2004	--	--	--	--	--	--	--	--	--	--	--	--
	4/28/2004	--	--	--	--	--	--	--	--	--	--	--	--
	7/12/2004	--	--	--	--	--	--	--	--	--	--	--	--
	10/25/2004	--	--	--	--	--	--	--	--	--	--	--	--
	1/17/2005	--	--	--	--	--	--	--	--	--	--	--	--
	4/6/2005	--	--	--	--	--	--	--	--	--	--	--	--
	7/8/2005	--	--	--	--	--	--	--	--	--	--	--	--
	10/7/2005	--	--	--	--	--	--	--	--	--	--	--	--
	1/27/2006	--	--	--	--	--	--	--	--	--	--	--	--
	4/28/2006	--	--	--	--	--	--	--	--	--	--	--	--
	7/28/2006	--	--	--	--	--	--	--	--	--	--	--	--
	10/27/2006	--	--	--	--	--	--	--	--	--	--	--	--
	1/10/2007	--	--	--	--	--	--	--	--	--	--	--	--
	4/13/2007	--	--	--	--	--	--	--	--	--	--	--	--
	7/19/2007	--	--	--	--	--	--	--	--	--	--	--	--
	10/8/2007	--	--	--	--	--	--	--	--	--	--	--	--
	1/9/2008	--	--	--	--	--	--	--	--	--	--	--	--
	4/4/2008	--	--	--	--	--	--	--	--	--	--	--	--
	7/3/2008	--	--	--	--	--	--	--	--	--	--	--	--
	10/3/2008	--	--	--	--	--	--	--	--	--	--	--	--
	1/22/2009	--	--	--	--	--	--	--	--	--	--	--	--
	4/13/2009	--	--	--	--	--	--	--	--	--	--	--	--
	7/23/2009	--	--	--	--	--	--	--	--	--	--	--	--
	2/1/2010	--	--	--	--	--	--	--	--	--	--	--	--
	8/2/2010	--	--	--	--	--	--	--	--	--	--	--	--
<b>MW-2B</b>	11/1/2010	--	--	--	--	--	--	--	--	--	--	--	--
	1/31/2011	--	--	--	--	--	--	--	--	--	--	--	--

**Table 8f**  
**Historical Groundwater Analytical Results - Additional Analytes**  
**76 Service Station No. 1156 (351645)**  
**4276 MacArthur Boulevard**  
**Oakland, California**

WELL ID	DATE	1,2-Dichloro- benzene (svoc) (µg/L)	1,3-Dichloro- benzene (svoc) (µg/L)	1,4-Dichloro- benzene (svoc) (µg/L)	3,3-Dichloro- benzidine (µg/L)	2,4-Dichloro- phenol (µg/L)	Diethyl phthalate (µg/L)	2,4-Dimethyl- phenol (µg/L)	Dimethyl phthalate (µg/L)	Di-n-butyl phthalate (µg/L)	2,4-Dinitro- phenol (µg/L)	2,4-Dinitro- toluene (µg/L)	2,6-Dinitro- toluene (µg/L)
	4/26/2011	--	--	--	--	--	--	--	--	--	--	--	--
	7/25/2011	--	--	--	--	--	--	--	--	--	--	--	--
	10/7/2011	--	--	--	--	--	--	--	--	--	--	--	--
	1/23/2012	--	--	--	--	--	--	--	--	--	--	--	--
	4/6/2012	--	--	--	--	--	--	--	--	--	--	--	--
	7/24/2012	--	--	--	--	--	--	--	--	--	--	--	--
	2/8/2013	--	--	--	--	--	--	--	--	--	--	--	--
<b>MW-3</b>	9/28/1999	--	--	--	--	--	--	--	--	--	--	--	--
	4/4/2001	--	--	--	--	--	--	--	--	--	--	--	--
	7/17/2001	--	--	--	--	--	--	--	--	--	--	--	--
	7/18/2002	--	--	--	--	--	--	--	--	--	--	--	--
	10/7/2002	--	--	--	--	--	--	--	--	--	--	--	--
	1/6/2003	--	--	--	--	--	--	--	--	--	--	--	--
	4/7/2003	--	--	--	--	--	--	--	--	--	--	--	--
	7/7/2003	--	--	--	--	--	--	--	--	--	--	--	--
	10/9/2003	--	--	--	--	--	--	--	--	--	--	--	--
	1/14/2004	--	--	--	--	--	--	--	--	--	--	--	--
	4/28/2004	--	--	--	--	--	--	--	--	--	--	--	--
	7/12/2004	--	--	--	--	--	--	--	--	--	--	--	--
	10/25/2004	--	--	--	--	--	--	--	--	--	--	--	--
	1/17/2005	--	--	--	--	--	--	--	--	--	--	--	--
	4/6/2005	--	--	--	--	--	--	--	--	--	--	--	--
	7/8/2005	--	--	--	--	--	--	--	--	--	--	--	--
	10/7/2005	--	--	--	--	--	--	--	--	--	--	--	--
	1/27/2006	--	--	--	--	--	--	--	--	--	--	--	--
	4/28/2006	--	--	--	--	--	--	--	--	--	--	--	--
	7/28/2006	--	--	--	--	--	--	--	--	--	--	--	--
	10/27/2006	--	--	--	--	--	--	--	--	--	--	--	--
	1/10/2007	--	--	--	--	--	--	--	--	--	--	--	--
	4/13/2007	--	--	--	--	--	--	--	--	--	--	--	--
	7/19/2007	--	--	--	--	--	--	--	--	--	--	--	--
	10/8/2007	--	--	--	--	--	--	--	--	--	--	--	--
	1/9/2008	--	--	--	--	--	--	--	--	--	--	--	--
	4/4/2008	--	--	--	--	--	--	--	--	--	--	--	--
	7/3/2008	--	--	--	--	--	--	--	--	--	--	--	--
	10/3/2008	--	--	--	--	--	--	--	--	--	--	--	--
	1/22/2009	--	--	--	--	--	--	--	--	--	--	--	--
	4/13/2009	--	--	--	--	--	--	--	--	--	--	--	--
	7/23/2009	--	--	--	--	--	--	--	--	--	--	--	--
	2/1/2010	--	--	--	--	--	--	--	--	--	--	--	--
	8/2/2010	--	--	--	--	--	--	--	--	--	--	--	--
<b>MW-3B</b>	11/1/2010	--	--	--	--	--	--	--	--	--	--	--	--
	1/31/2011	--	--	--	--	--	--	--	--	--	--	--	--

**Table 8f**  
**Historical Groundwater Analytical Results - Additional Analytes**  
**76 Service Station No. 1156 (351645)**  
**4276 MacArthur Boulevard**  
**Oakland, California**

WELL ID	DATE	1,2-Dichloro- benzene (svoc) (µg/L)	1,3-Dichloro- benzene (svoc) (µg/L)	1,4-Dichloro- benzene (svoc) (µg/L)	3,3-Dichloro- benzidine (µg/L)	2,4-Dichloro- phenol (µg/L)	Diethyl phthalate (µg/L)	2,4-Dimethyl- phenol (µg/L)	Dimethyl phthalate (µg/L)	Di-n-butyl phthalate (µg/L)	2,4-Dinitro- phenol (µg/L)	2,4-Dinitro- toluene (µg/L)	2,6-Dinitro- toluene (µg/L)
	4/26/2011	--	--	--	--	--	--	--	--	--	--	--	--
	7/25/2011	--	--	--	--	--	--	--	--	--	--	--	--
	10/7/2011	--	--	--	--	--	--	--	--	--	--	--	--
	1/23/2012	--	--	--	--	--	--	--	--	--	--	--	--
	4/6/2012	--	--	--	--	--	--	--	--	--	--	--	--
	7/24/2012	--	--	--	--	--	--	--	--	--	--	--	--
	2/8/2013	--	--	--	--	--	--	--	--	--	--	--	--
<b>MW-4</b>	9/28/1999	--	--	--	--	--	--	--	--	--	--	--	--
	4/4/2001	--	--	--	--	--	--	--	--	--	--	--	--
	7/17/2001	--	--	--	--	--	--	--	--	--	--	--	--
	7/18/2002	--	--	--	--	--	--	--	--	--	--	--	--
	10/7/2002	--	--	--	--	--	--	--	--	--	--	--	--
	1/6/2003	--	--	--	--	--	--	--	--	--	--	--	--
	4/7/2003	--	--	--	--	--	--	--	--	--	--	--	--
	7/7/2003	--	--	--	--	--	--	--	--	--	--	--	--
	10/9/2003	--	--	--	--	--	--	--	--	--	--	--	--
	1/14/2004	--	--	--	--	--	--	--	--	--	--	--	--
	4/28/2004	--	--	--	--	--	--	--	--	--	--	--	--
	7/12/2004	--	--	--	--	--	--	--	--	--	--	--	--
	10/25/2004	--	--	--	--	--	--	--	--	--	--	--	--
	1/17/2005	--	--	--	--	--	--	--	--	--	--	--	--
	4/6/2005	--	--	--	--	--	--	--	--	--	--	--	--
	7/8/2005	--	--	--	--	--	--	--	--	--	--	--	--
	10/7/2005	--	--	--	--	--	--	--	--	--	--	--	--
	1/27/2006	--	--	--	--	--	--	--	--	--	--	--	--
	4/28/2006	--	--	--	--	--	--	--	--	--	--	--	--
	7/28/2006	--	--	--	--	--	--	--	--	--	--	--	--
	10/27/2006	--	--	--	--	--	--	--	--	--	--	--	--
	1/10/2007	--	--	--	--	--	--	--	--	--	--	--	--
	4/13/2007	--	--	--	--	--	--	--	--	--	--	--	--
	7/19/2007	--	--	--	--	--	--	--	--	--	--	--	--
	10/8/2007	--	--	--	--	--	--	--	--	--	--	--	--
	1/9/2008	--	--	--	--	--	--	--	--	--	--	--	--
	4/4/2008	--	--	--	--	--	--	--	--	--	--	--	--
	7/3/2008	--	--	--	--	--	--	--	--	--	--	--	--
	10/3/2008	--	--	--	--	--	--	--	--	--	--	--	--
	1/22/2009	--	--	--	--	--	--	--	--	--	--	--	--
	4/13/2009	--	--	--	--	--	--	--	--	--	--	--	--
	7/23/2009	--	--	--	--	--	--	--	--	--	--	--	--
	2/1/2010	--	--	--	--	--	--	--	--	--	--	--	--
	8/2/2010	--	--	--	--	--	--	--	--	--	--	--	--
<b>MW-4B</b>	11/1/2010	--	--	--	--	--	--	--	--	--	--	--	--
	1/31/2011	--	--	--	--	--	--	--	--	--	--	--	--

**Table 8f**  
**Historical Groundwater Analytical Results - Additional Analytes**  
**76 Service Station No. 1156 (351645)**  
**4276 MacArthur Boulevard**  
**Oakland, California**

WELL ID	DATE	1,2-Dichloro- benzene (svoc) (µg/L)	1,3-Dichloro- benzene (svoc) (µg/L)	1,4-Dichloro- benzene (svoc) (µg/L)	3,3-Dichloro- benzidine (µg/L)	2,4-Dichloro- phenol (µg/L)	Diethyl phthalate (µg/L)	2,4-Dimethyl- phenol (µg/L)	Dimethyl phthalate (µg/L)	Di-n-butyl phthalate (µg/L)	2,4-Dinitro- phenol (µg/L)	2,4-Dinitro- toluene (µg/L)	2,6-Dinitro- toluene (µg/L)
	4/26/2011	--	--	--	--	--	--	--	--	--	--	--	--
	7/25/2011	--	--	--	--	--	--	--	--	--	--	--	--
	10/7/2011	--	--	--	--	--	--	--	--	--	--	--	--
	1/23/2012	--	--	--	--	--	--	--	--	--	--	--	--
	4/6/2012	--	--	--	--	--	--	--	--	--	--	--	--
	7/24/2012	--	--	--	--	--	--	--	--	--	--	--	--
	2/8/2013	--	--	--	--	--	--	--	--	--	--	--	--
<b>MW-5</b>	7/18/2002	--	--	--	--	--	--	--	--	--	--	--	--
	10/7/2002	--	--	--	--	--	--	--	--	--	--	--	--
	1/6/2003	--	--	--	--	--	--	--	--	--	--	--	--
	4/7/2003	--	--	--	--	--	--	--	--	--	--	--	--
	7/7/2003	--	--	--	--	--	--	--	--	--	--	--	--
	10/9/2003	--	--	--	--	--	--	--	--	--	--	--	--
	1/14/2004	--	--	--	--	--	--	--	--	--	--	--	--
	4/28/2004	--	--	--	--	--	--	--	--	--	--	--	--
	7/12/2004	--	--	--	--	--	--	--	--	--	--	--	--
	10/25/2004	--	--	--	--	--	--	--	--	--	--	--	--
	1/17/2005	--	--	--	--	--	--	--	--	--	--	--	--
	4/6/2005	--	--	--	--	--	--	--	--	--	--	--	--
	7/8/2005	--	--	--	--	--	--	--	--	--	--	--	--
	10/7/2005	--	--	--	--	--	--	--	--	--	--	--	--
	1/27/2006	--	--	--	--	--	--	--	--	--	--	--	--
	4/28/2006	--	--	--	--	--	--	--	--	--	--	--	--
	7/28/2006	--	--	--	--	--	--	--	--	--	--	--	--
	10/27/2006	--	--	--	--	--	--	--	--	--	--	--	--
	1/10/2007	--	--	--	--	--	--	--	--	--	--	--	--
	4/13/2007	--	--	--	--	--	--	--	--	--	--	--	--
	7/19/2007	--	--	--	--	--	--	--	--	--	--	--	--
	10/8/2007	--	--	--	--	--	--	--	--	--	--	--	--
	1/9/2008	--	--	--	--	--	--	--	--	--	--	--	--
	4/4/2008	--	--	--	--	--	--	--	--	--	--	--	--
	7/3/2008	--	--	--	--	--	--	--	--	--	--	--	--
	10/3/2008	--	--	--	--	--	--	--	--	--	--	--	--
	1/22/2009	--	--	--	--	--	--	--	--	--	--	--	--
	4/13/2009	--	--	--	--	--	--	--	--	--	--	--	--
	7/23/2009	--	--	--	--	--	--	--	--	--	--	--	--
	2/1/2010	--	--	--	--	--	--	--	--	--	--	--	--
	8/2/2010	--	--	--	--	--	--	--	--	--	--	--	--
	1/31/2011	--	--	--	--	--	--	--	--	--	--	--	--
	4/26/2011	--	--	--	--	--	--	--	--	--	--	--	--
	7/25/2011	--	--	--	--	--	--	--	--	--	--	--	--
	10/7/2011	--	--	--	--	--	--	--	--	--	--	--	--
	1/23/2012	--	--	--	--	--	--	--	--	--	--	--	--
	4/6/2012	--	--	--	--	--	--	--	--	--	--	--	--



**Table 8f**  
**Historical Groundwater Analytical Results - Additional Analytes**  
**76 Service Station No. 1156 (351645)**  
**4276 MacArthur Boulevard**  
**Oakland, California**

WELL ID	DATE	1,2-Dichloro- benzene (svoc) (µg/L)	1,3-Dichloro- benzene (svoc) (µg/L)	1,4-Dichloro- benzene (svoc) (µg/L)	3,3-Dichloro- benzidine (µg/L)	2,4-Dichloro- phenol (µg/L)	Diethyl phthalate (µg/L)	2,4-Dimethyl- phenol (µg/L)	Dimethyl phthalate (µg/L)	Di-n-butyl phthalate (µg/L)	2,4-Dinitro- phenol (µg/L)	2,4-Dinitro- toluene (µg/L)	2,6-Dinitro- toluene (µg/L)
	7/24/2012	--	--	--	--	--	--	--	--	--	--	--	--
	2/8/2013	--	--	--	--	--	--	--	--	--	--	--	--
<b>MW-6</b>	7/18/2002	--	--	--	--	--	--	--	--	--	--	--	--
	10/7/2002	--	--	--	--	--	--	--	--	--	--	--	--
	1/6/2003	--	--	--	--	--	--	--	--	--	--	--	--
	4/7/2003	--	--	--	--	--	--	--	--	--	--	--	--
	7/7/2003	--	--	--	--	--	--	--	--	--	--	--	--
	10/9/2003	--	--	--	--	--	--	--	--	--	--	--	--
	1/14/2004	--	--	--	--	--	--	--	--	--	--	--	--
	4/28/2004	--	--	--	--	--	--	--	--	--	--	--	--
	7/12/2004	--	--	--	--	--	--	--	--	--	--	--	--
	10/25/2004	--	--	--	--	--	--	--	--	--	--	--	--
	1/17/2005	--	--	--	--	--	--	--	--	--	--	--	--
	4/6/2005	--	--	--	--	--	--	--	--	--	--	--	--
	7/8/2005	--	--	--	--	--	--	--	--	--	--	--	--
	10/7/2005	--	--	--	--	--	--	--	--	--	--	--	--
	1/27/2006	--	--	--	--	--	--	--	--	--	--	--	--
	4/28/2006	--	--	--	--	--	--	--	--	--	--	--	--
	7/28/2006	--	--	--	--	--	--	--	--	--	--	--	--
	10/27/2006	--	--	--	--	--	--	--	--	--	--	--	--
	1/10/2007	--	--	--	--	--	--	--	--	--	--	--	--
	4/13/2007	--	--	--	--	--	--	--	--	--	--	--	--
	7/19/2007	--	--	--	--	--	--	--	--	--	--	--	--
	10/8/2007	--	--	--	--	--	--	--	--	--	--	--	--
	1/9/2008	--	--	--	--	--	--	--	--	--	--	--	--
	4/4/2008	--	--	--	--	--	--	--	--	--	--	--	--
	7/3/2008	--	--	--	--	--	--	--	--	--	--	--	--
	10/3/2008	--	--	--	--	--	--	--	--	--	--	--	--
	1/22/2009	--	--	--	--	--	--	--	--	--	--	--	--
	4/13/2009	--	--	--	--	--	--	--	--	--	--	--	--
<b>MW-7</b>	7/18/2002	--	--	--	--	--	--	--	--	--	--	--	--
	10/7/2002	--	--	--	--	--	--	--	--	--	--	--	--
	1/6/2003	--	--	--	--	--	--	--	--	--	--	--	--
	4/7/2003	--	--	--	--	--	--	--	--	--	--	--	--
	7/7/2003	--	--	--	--	--	--	--	--	--	--	--	--
	10/9/2003	--	--	--	--	--	--	--	--	--	--	--	--
	1/14/2004	--	--	--	--	--	--	--	--	--	--	--	--
	4/28/2004	--	--	--	--	--	--	--	--	--	--	--	--
	7/12/2004	--	--	--	--	--	--	--	--	--	--	--	--
	10/25/2004	--	--	--	--	--	--	--	--	--	--	--	--
	1/17/2005	--	--	--	--	--	--	--	--	--	--	--	--
	4/6/2005	--	--	--	--	--	--	--	--	--	--	--	--
	7/8/2005	--	--	--	--	--	--	--	--	--	--	--	--

**Table 8f**  
**Historical Groundwater Analytical Results - Additional Analytes**  
**76 Service Station No. 1156 (351645)**  
**4276 MacArthur Boulevard**  
**Oakland, California**

WELL ID	DATE	1,2-Dichloro- benzene (svoc) (µg/L)	1,3-Dichloro- benzene (svoc) (µg/L)	1,4-Dichloro- benzene (svoc) (µg/L)	3,3-Dichloro- benzidine (µg/L)	2,4-Dichloro- phenol (µg/L)	Diethyl phthalate (µg/L)	2,4-Dimethyl- phenol (µg/L)	Dimethyl phthalate (µg/L)	Di-n-butyl phthalate (µg/L)	2,4-Dinitro- phenol (µg/L)	2,4-Dinitro- toluene (µg/L)	2,6-Dinitro- toluene (µg/L)
	10/7/2005	--	--	--	--	--	--	--	--	--	--	--	--
	1/27/2006	--	--	--	--	--	--	--	--	--	--	--	--
	4/28/2006	--	--	--	--	--	--	--	--	--	--	--	--
	7/28/2006	--	--	--	--	--	--	--	--	--	--	--	--
	10/27/2006	--	--	--	--	--	--	--	--	--	--	--	--
	1/10/2007	--	--	--	--	--	--	--	--	--	--	--	--
	7/19/2007	--	--	--	--	--	--	--	--	--	--	--	--
	10/8/2007	--	--	--	--	--	--	--	--	--	--	--	--
	1/9/2008	--	--	--	--	--	--	--	--	--	--	--	--
	4/4/2008	--	--	--	--	--	--	--	--	--	--	--	--
	7/3/2008	--	--	--	--	--	--	--	--	--	--	--	--
	10/3/2008	--	--	--	--	--	--	--	--	--	--	--	--
	1/22/2009	--	--	--	--	--	--	--	--	--	--	--	--
	4/13/2009	--	--	--	--	--	--	--	--	--	--	--	--
	7/23/2009	--	--	--	--	--	--	--	--	--	--	--	--
	2/1/2010	--	--	--	--	--	--	--	--	--	--	--	--
	8/2/2010	--	--	--	--	--	--	--	--	--	--	--	--
	1/31/2011	--	--	--	--	--	--	--	--	--	--	--	--
	4/26/2011	--	--	--	--	--	--	--	--	--	--	--	--
	7/25/2011	--	--	--	--	--	--	--	--	--	--	--	--
	10/7/2011	--	--	--	--	--	--	--	--	--	--	--	--
	1/23/2012	--	--	--	--	--	--	--	--	--	--	--	--
	4/6/2012	--	--	--	--	--	--	--	--	--	--	--	--
	7/24/2012	--	--	--	--	--	--	--	--	--	--	--	--
	2/8/2013	--	--	--	--	--	--	--	--	--	--	--	--
<b>MW-8</b>	1/18/2008	--	--	--	--	--	--	--	--	--	--	--	--
	4/4/2008	--	--	--	--	--	--	--	--	--	--	--	--
	7/3/2008	--	--	--	--	--	--	--	--	--	--	--	--
	10/3/2008	--	--	--	--	--	--	--	--	--	--	--	--
	1/22/2009	--	--	--	--	--	--	--	--	--	--	--	--
	4/13/2009	--	--	--	--	--	--	--	--	--	--	--	--
	7/23/2009	--	--	--	--	--	--	--	--	--	--	--	--
	2/1/2010	--	--	--	--	--	--	--	--	--	--	--	--

**NOTES:**

ND<# = Analyte not detected at or above indicated practical quantitation limit

-- = Not sampled

µg/L = Micrograms per liter

ID = Identification

**Table 8g**  
**Historical Groundwater Analytical Results - Additional Analytes**  
**76 Service Station No. 1156 (351645)**  
**4276 MacArthur Boulevard**  
**Oakland, California**

WELL ID	DATE	Di-n-octyl phthalate (µg/L)	Fluoranthene (µg/L)	Fluorene (µg/L)	Hexachlorobenzene (µg/L)	Hexachlorobutadiene (svoc) (µg/L)	Hexachlorocyclopentadiene (µg/L)	Hexachloroethane (µg/L)	Indeno-[1,2,3-c,d]pyrene (µg/L)	Isophorone (µg/L)	2-Methyl-4,6-dinitrophenol (µg/L)	2-Methylnaphthalene (µg/L)	2-Methylphenol (µg/L)
MW-1	7/20/1999	--	--	--	--	--	--	--	--	--	--	240	--
	9/28/1999	--	--	--	--	--	--	--	--	--	--	87.4	26.4
	1/7/2000	--	--	--	--	--	--	--	--	--	--	315	--
	3/31/2000	--	--	--	--	--	--	--	--	--	--	73	31
	7/14/2000	--	--	--	--	--	--	--	--	--	--	300	--
	10/3/2000	--	--	--	--	--	--	--	--	--	--	98.1	--
	1/3/2001	--	--	--	--	--	--	--	--	--	--	180	--
	4/4/2001	--	--	--	--	--	--	--	--	--	--	78	--
	7/17/2001	--	--	--	--	--	--	--	--	--	--	290	47
	10/5/2001	--	--	--	--	--	--	--	--	--	--	--	--
	1/28/2002	--	--	--	--	--	--	--	--	--	--	--	--
	4/25/2002	--	--	--	--	--	--	--	--	--	--	--	--
	7/18/2002	--	--	--	--	--	--	--	--	--	--	420	13
	10/7/2002	--	--	--	--	--	--	--	--	--	--	--	--
	1/6/2003	--	--	--	--	--	--	--	--	--	--	--	--
	4/7/2003	--	--	--	--	--	--	--	--	--	--	--	--
	7/7/2003	--	--	--	--	--	--	--	--	--	--	260	ND<5.0
	10/9/2003	--	--	--	--	--	--	--	--	--	--	--	--
	1/14/2004	--	--	--	--	--	--	--	--	--	--	--	--
	4/28/2004	--	--	--	--	--	--	--	--	--	--	--	--
	7/12/2004	--	ND<2	ND<2	--	--	--	--	ND<2	--	--	--	--
	10/25/2004	--	--	--	--	--	--	--	--	--	--	--	--
	1/17/2005	--	--	--	--	--	--	--	--	--	--	--	--
	4/6/2005	--	--	--	--	--	--	--	--	--	--	--	--
	7/8/2005	--	--	--	--	--	--	--	--	--	--	--	--
	10/7/2005	--	--	--	--	--	--	--	--	--	--	--	--
	1/27/2006	--	--	--	--	--	--	--	--	--	--	--	--
	4/28/2006	--	--	--	--	--	--	--	--	--	--	--	--
	7/28/2006	ND<10	ND<10	ND<10	ND<10	ND<5.0	ND<10	ND<10	ND<10	ND<10	--	280	ND<10
	10/27/2006	--	--	--	--	--	--	--	--	--	--	--	--
	1/10/2007	--	--	--	--	--	--	--	--	--	--	--	--
	4/13/2007	--	--	--	--	--	--	--	--	--	--	--	--
	7/19/2007	ND<2.2	ND<2.2	ND<2.2	ND<2.2	ND<1.1	ND<2.2	ND<2.2	ND<2.2	ND<2.2	ND<11	230	29
	1/9/2008	--	--	--	--	--	--	--	--	--	--	--	--
	4/4/2008	--	--	--	--	--	--	--	--	--	--	--	--
	7/3/2008	ND<20	ND<20	ND<20	ND<20	ND<20	ND<20	ND<20	ND<20	ND<20	ND<100	270	ND<20
	10/3/2008	--	--	--	--	--	--	--	--	--	--	--	--
	1/22/2009	--	--	--	--	--	--	--	--	--	--	--	--
	4/13/2009	--	--	--	--	--	--	--	--	--	--	--	--
	7/23/2009	--	--	--	--	--	--	--	--	--	--	--	--
	2/1/2010	--	--	--	--	--	--	--	--	--	--	--	--
	8/2/2010	--	--	--	--	--	--	--	--	--	--	--	--
MW-1B	11/1/2010	--	--	--	--	--	--	--	--	--	--	--	--

**Table 8g**  
**Historical Groundwater Analytical Results - Additional Analytes**  
**76 Service Station No. 1156 (351645)**  
**4276 MacArthur Boulevard**  
**Oakland, California**

WELL ID	DATE	Di-n-octyl phthalate (µg/L)	Fluoran- thene (µg/L)	Fluorene (µg/L)	Hexa- chloro- benzene (µg/L)	Hexachloro- butadiene (svoc) (µg/L)	Hexachloro cyclopenta- diene (µg/L)	Hexachloro -ethane (µg/L)	Indeno- [1,2,3-c,d] pyrene (µg/L)	Isophorone (µg/L)	2-Methyl- 4,6-dinitro- phenol (µg/L)	2-Methyl- naphtha- lene (µg/L)	2-Methyl- phenol (µg/L)
	1/31/2011	--	--	--	--	--	--	--	--	--	--	--	--
	4/26/2011	--	--	--	--	--	--	--	--	--	--	--	--
	7/25/2011	--	--	--	--	--	--	--	--	--	--	--	--
	10/7/2011	--	--	--	--	--	--	--	--	--	--	--	--
	1/23/2012	--	--	--	--	--	--	--	--	--	--	--	--
	4/6/2012	--	--	--	--	--	--	--	--	--	--	--	--
	7/24/2012	--	--	--	--	--	--	--	--	--	--	--	--
	2/8/2013	--	--	--	--	--	--	--	--	--	--	--	--
<b>MW-2</b>	9/28/1999	--	--	--	--	--	--	--	--	--	--	--	--
	4/4/2001	--	--	--	--	--	--	--	--	--	--	--	--
	7/17/2001	--	--	--	--	--	--	--	--	--	--	--	--
	7/18/2002	--	--	--	--	--	--	--	--	--	--	--	--
	10/7/2002	--	--	--	--	--	--	--	--	--	--	--	--
	1/6/2003	--	--	--	--	--	--	--	--	--	--	--	--
	4/7/2003	--	--	--	--	--	--	--	--	--	--	--	--
	7/7/2003	--	--	--	--	--	--	--	--	--	--	--	--
	10/9/2003	--	--	--	--	--	--	--	--	--	--	--	--
	1/14/2004	--	--	--	--	--	--	--	--	--	--	--	--
	4/28/2004	--	--	--	--	--	--	--	--	--	--	--	--
	7/12/2004	--	--	--	--	--	--	--	--	--	--	--	--
	10/25/2004	--	--	--	--	--	--	--	--	--	--	--	--
	1/17/2005	--	--	--	--	--	--	--	--	--	--	--	--
	4/6/2005	--	--	--	--	--	--	--	--	--	--	--	--
	7/8/2005	--	--	--	--	--	--	--	--	--	--	--	--
	10/7/2005	--	--	--	--	--	--	--	--	--	--	--	--
	1/27/2006	--	--	--	--	--	--	--	--	--	--	--	--
	4/28/2006	--	--	--	--	--	--	--	--	--	--	--	--
	7/28/2006	--	--	--	--	--	--	--	--	--	--	--	--
	10/27/2006	--	--	--	--	--	--	--	--	--	--	--	--
	1/10/2007	--	--	--	--	--	--	--	--	--	--	--	--
	4/13/2007	--	--	--	--	--	--	--	--	--	--	--	--
	7/19/2007	--	--	--	--	--	--	--	--	--	--	--	--
	10/8/2007	--	--	--	--	--	--	--	--	--	--	--	--
	1/9/2008	--	--	--	--	--	--	--	--	--	--	--	--
	4/4/2008	--	--	--	--	--	--	--	--	--	--	--	--
	7/3/2008	--	--	--	--	--	--	--	--	--	--	--	--
	10/3/2008	--	--	--	--	--	--	--	--	--	--	--	--
	1/22/2009	--	--	--	--	--	--	--	--	--	--	--	--
	4/13/2009	--	--	--	--	--	--	--	--	--	--	--	--
	7/23/2009	--	--	--	--	--	--	--	--	--	--	--	--
	2/1/2010	--	--	--	--	--	--	--	--	--	--	--	--
	8/2/2010	--	--	--	--	--	--	--	--	--	--	--	--

**Table 8g**  
**Historical Groundwater Analytical Results - Additional Analytes**  
**76 Service Station No. 1156 (351645)**  
**4276 MacArthur Boulevard**  
**Oakland, California**

WELL ID	DATE	Di-n-octyl phthalate (µg/L)	Fluoran- thene (µg/L)	Fluorene (µg/L)	Hexa- chloro- benzene (µg/L)	Hexachloro- butadiene (svoc) (µg/L)	Hexachloro cyclopenta- diene (µg/L)	Hexachloro -ethane (µg/L)	Indeno- [1,2,3-c,d] pyrene (µg/L)	Isophorone (µg/L)	2-Methyl- 4,6-dinitro- phenol (µg/L)	2-Methyl- naphtha- lene (µg/L)	2-Methyl- phenol (µg/L)
MW-2B	11/1/2010	--	--	--	--	--	--	--	--	--	--	--	--
	1/31/2011	--	--	--	--	--	--	--	--	--	--	--	--
	4/26/2011	--	--	--	--	--	--	--	--	--	--	--	--
	7/25/2011	--	--	--	--	--	--	--	--	--	--	--	--
	10/7/2011	--	--	--	--	--	--	--	--	--	--	--	--
	1/23/2012	--	--	--	--	--	--	--	--	--	--	--	--
	4/6/2012	--	--	--	--	--	--	--	--	--	--	--	--
	7/24/2012	--	--	--	--	--	--	--	--	--	--	--	--
	2/8/2013	--	--	--	--	--	--	--	--	--	--	--	--
MW-3	9/28/1999	--	--	--	--	--	--	--	--	--	--	--	--
	4/4/2001	--	--	--	--	--	--	--	--	--	--	--	--
	7/17/2001	--	--	--	--	--	--	--	--	--	--	--	--
	7/18/2002	--	--	--	--	--	--	--	--	--	--	--	--
	10/7/2002	--	--	--	--	--	--	--	--	--	--	--	--
	1/6/2003	--	--	--	--	--	--	--	--	--	--	--	--
	4/7/2003	--	--	--	--	--	--	--	--	--	--	--	--
	7/7/2003	--	--	--	--	--	--	--	--	--	--	--	--
	10/9/2003	--	--	--	--	--	--	--	--	--	--	--	--
	1/14/2004	--	--	--	--	--	--	--	--	--	--	--	--
	4/28/2004	--	--	--	--	--	--	--	--	--	--	--	--
	7/12/2004	--	--	--	--	--	--	--	--	--	--	--	--
	10/25/2004	--	--	--	--	--	--	--	--	--	--	--	--
	1/17/2005	--	--	--	--	--	--	--	--	--	--	--	--
	4/6/2005	--	--	--	--	--	--	--	--	--	--	--	--
	7/8/2005	--	--	--	--	--	--	--	--	--	--	--	--
	10/7/2005	--	--	--	--	--	--	--	--	--	--	--	--
	1/27/2006	--	--	--	--	--	--	--	--	--	--	--	--
	4/28/2006	--	--	--	--	--	--	--	--	--	--	--	--
	7/28/2006	--	--	--	--	--	--	--	--	--	--	--	--
	10/27/2006	--	--	--	--	--	--	--	--	--	--	--	--
	1/10/2007	--	--	--	--	--	--	--	--	--	--	--	--
	4/13/2007	--	--	--	--	--	--	--	--	--	--	--	--
	7/19/2007	--	--	--	--	--	--	--	--	--	--	--	--
	10/8/2007	--	--	--	--	--	--	--	--	--	--	--	--
	1/9/2008	--	--	--	--	--	--	--	--	--	--	--	--
	4/4/2008	--	--	--	--	--	--	--	--	--	--	--	--
	7/3/2008	--	--	--	--	--	--	--	--	--	--	--	--
	10/3/2008	--	--	--	--	--	--	--	--	--	--	--	--
	1/22/2009	--	--	--	--	--	--	--	--	--	--	--	--
4/13/2009	--	--	--	--	--	--	--	--	--	--	--	--	
7/23/2009	--	--	--	--	--	--	--	--	--	--	--	--	
2/1/2010	--	--	--	--	--	--	--	--	--	--	--	--	
8/2/2010	--	--	--	--	--	--	--	--	--	--	--	--	

**Table 8g**  
**Historical Groundwater Analytical Results - Additional Analytes**  
**76 Service Station No. 1156 (351645)**  
**4276 MacArthur Boulevard**  
**Oakland, California**

WELL ID	DATE	Di-n-octyl phthalate (µg/L)	Fluoran- thene (µg/L)	Fluorene (µg/L)	Hexa- chloro- benzene (µg/L)	Hexachloro- butadiene (svoc) (µg/L)	Hexachloro cyclopenta- diene (µg/L)	Hexachloro -ethane (µg/L)	Indeno- [1,2,3-c,d] pyrene (µg/L)	Isophorone (µg/L)	2-Methyl- 4,6-dinitro- phenol (µg/L)	2-Methyl- naphtha- lene (µg/L)	2-Methyl- phenol (µg/L)
<b>MW-3B</b>	11/1/2010	--	--	--	--	--	--	--	--	--	--	--	--
	1/31/2011	--	--	--	--	--	--	--	--	--	--	--	--
	4/26/2011	--	--	--	--	--	--	--	--	--	--	--	--
	7/25/2011	--	--	--	--	--	--	--	--	--	--	--	--
	10/7/2011	--	--	--	--	--	--	--	--	--	--	--	--
	1/23/2012	--	--	--	--	--	--	--	--	--	--	--	--
	4/6/2012	--	--	--	--	--	--	--	--	--	--	--	--
	7/24/2012	--	--	--	--	--	--	--	--	--	--	--	--
	2/8/2013	--	--	--	--	--	--	--	--	--	--	--	--
<b>MW-4</b>	9/28/1999	--	--	--	--	--	--	--	--	--	--	--	--
	4/4/2001	--	--	--	--	--	--	--	--	--	--	--	--
	7/17/2001	--	--	--	--	--	--	--	--	--	--	--	--
	7/18/2002	--	--	--	--	--	--	--	--	--	--	--	--
	10/7/2002	--	--	--	--	--	--	--	--	--	--	--	--
	1/6/2003	--	--	--	--	--	--	--	--	--	--	--	--
	4/7/2003	--	--	--	--	--	--	--	--	--	--	--	--
	7/7/2003	--	--	--	--	--	--	--	--	--	--	--	--
	10/9/2003	--	--	--	--	--	--	--	--	--	--	--	--
	1/14/2004	--	--	--	--	--	--	--	--	--	--	--	--
	4/28/2004	--	--	--	--	--	--	--	--	--	--	--	--
	7/12/2004	--	--	--	--	--	--	--	--	--	--	--	--
	10/25/2004	--	--	--	--	--	--	--	--	--	--	--	--
	1/17/2005	--	--	--	--	--	--	--	--	--	--	--	--
	4/6/2005	--	--	--	--	--	--	--	--	--	--	--	--
	7/8/2005	--	--	--	--	--	--	--	--	--	--	--	--
	10/7/2005	--	--	--	--	--	--	--	--	--	--	--	--
	1/27/2006	--	--	--	--	--	--	--	--	--	--	--	--
	4/28/2006	--	--	--	--	--	--	--	--	--	--	--	--
	7/28/2006	--	--	--	--	--	--	--	--	--	--	--	--
	10/27/2006	--	--	--	--	--	--	--	--	--	--	--	--
	1/10/2007	--	--	--	--	--	--	--	--	--	--	--	--
	4/13/2007	--	--	--	--	--	--	--	--	--	--	--	--
	7/19/2007	--	--	--	--	--	--	--	--	--	--	--	--
	10/8/2007	--	--	--	--	--	--	--	--	--	--	--	--
	1/9/2008	--	--	--	--	--	--	--	--	--	--	--	--
	4/4/2008	--	--	--	--	--	--	--	--	--	--	--	--
	7/3/2008	--	--	--	--	--	--	--	--	--	--	--	--
10/3/2008	--	--	--	--	--	--	--	--	--	--	--	--	
1/22/2009	--	--	--	--	--	--	--	--	--	--	--	--	
4/13/2009	--	--	--	--	--	--	--	--	--	--	--	--	
7/23/2009	--	--	--	--	--	--	--	--	--	--	--	--	
2/1/2010	--	--	--	--	--	--	--	--	--	--	--	--	

**Table 8g**  
**Historical Groundwater Analytical Results - Additional Analytes**  
**76 Service Station No. 1156 (351645)**  
**4276 MacArthur Boulevard**  
**Oakland, California**

WELL ID	DATE	Di-n-octyl phthalate (µg/L)	Fluoran- thene (µg/L)	Fluorene (µg/L)	Hexa- chloro- benzene (µg/L)	Hexachloro- butadiene (svoc) (µg/L)	Hexachloro cyclopenta- diene (µg/L)	Hexachloro -ethane (µg/L)	Indeno- [1,2,3-c,d] pyrene (µg/L)	Isophorone (µg/L)	2-Methyl- 4,6-dinitro- phenol (µg/L)	2-Methyl- naphtha- lene (µg/L)	2-Methyl- phenol (µg/L)
	8/2/2010	--	--	--	--	--	--	--	--	--	--	--	--
<b>MW-4B</b>	11/1/2010	--	--	--	--	--	--	--	--	--	--	--	--
	1/31/2011	--	--	--	--	--	--	--	--	--	--	--	--
	4/26/2011	--	--	--	--	--	--	--	--	--	--	--	--
	7/25/2011	--	--	--	--	--	--	--	--	--	--	--	--
	10/7/2011	--	--	--	--	--	--	--	--	--	--	--	--
	1/23/2012	--	--	--	--	--	--	--	--	--	--	--	--
	4/6/2012	--	--	--	--	--	--	--	--	--	--	--	--
	7/24/2012	--	--	--	--	--	--	--	--	--	--	--	--
	2/8/2013	--	--	--	--	--	--	--	--	--	--	--	--
<b>MW-5</b>	7/18/2002	--	--	--	--	--	--	--	--	--	--	--	--
	10/7/2002	--	--	--	--	--	--	--	--	--	--	--	--
	1/6/2003	--	--	--	--	--	--	--	--	--	--	ND<5.0	ND<5.0
	4/7/2003	--	--	--	--	--	--	--	--	--	--	--	--
	7/7/2003	--	--	--	--	--	--	--	--	--	--	--	--
	10/9/2003	--	--	--	--	--	--	--	--	--	--	--	--
	1/14/2004	--	--	--	--	--	--	--	--	--	--	--	--
	4/28/2004	--	--	--	--	--	--	--	--	--	--	--	--
	7/12/2004	--	--	--	--	--	--	--	--	--	--	--	--
	10/25/2004	--	--	--	--	--	--	--	--	--	--	--	--
	1/17/2005	--	--	--	--	--	--	--	--	--	--	--	--
	4/6/2005	--	--	--	--	--	--	--	--	--	--	--	--
	7/8/2005	--	--	--	--	--	--	--	--	--	--	--	--
	10/7/2005	--	--	--	--	--	--	--	--	--	--	--	--
	1/27/2006	--	--	--	--	--	--	--	--	--	--	--	--
	4/28/2006	--	--	--	--	--	--	--	--	--	--	--	--
	7/28/2006	--	--	--	--	--	--	--	--	--	--	--	--
	10/27/2006	--	--	--	--	--	--	--	--	--	--	--	--
	1/10/2007	--	--	--	--	--	--	--	--	--	--	--	--
	4/13/2007	--	--	--	--	--	--	--	--	--	--	--	--
	7/19/2007	--	--	--	--	--	--	--	--	--	--	--	--
	10/8/2007	--	--	--	--	--	--	--	--	--	--	--	--
	1/9/2008	--	--	--	--	--	--	--	--	--	--	--	--
	4/4/2008	--	--	--	--	--	--	--	--	--	--	--	--
	7/3/2008	--	--	--	--	--	--	--	--	--	--	--	--
	10/3/2008	--	--	--	--	--	--	--	--	--	--	--	--
	1/22/2009	--	--	--	--	--	--	--	--	--	--	--	--
	4/13/2009	--	--	--	--	--	--	--	--	--	--	--	--
	7/23/2009	--	--	--	--	--	--	--	--	--	--	--	--
	2/1/2010	--	--	--	--	--	--	--	--	--	--	--	--
	8/2/2010	--	--	--	--	--	--	--	--	--	--	--	--
1/31/2011	--	--	--	--	--	--	--	--	--	--	--	--	

**Table 8g**  
**Historical Groundwater Analytical Results - Additional Analytes**  
**76 Service Station No. 1156 (351645)**  
**4276 MacArthur Boulevard**  
**Oakland, California**

WELL ID	DATE	Di-n-octyl phthalate (µg/L)	Fluoranthene (µg/L)	Fluorene (µg/L)	Hexachlorobenzene (µg/L)	Hexachlorobutadiene (svoc) (µg/L)	Hexachlorocyclopentadiene (µg/L)	Hexachloroethane (µg/L)	Indeno-[1,2,3-c,d]pyrene (µg/L)	Isophorone (µg/L)	2-Methyl-4,6-dinitrophenol (µg/L)	2-Methylnaphthalene (µg/L)	2-Methylphenol (µg/L)
	4/26/2011	--	--	--	--	--	--	--	--	--	--	--	--
	7/25/2011	--	--	--	--	--	--	--	--	--	--	--	--
	10/7/2011	--	--	--	--	--	--	--	--	--	--	--	--
	1/23/2012	--	--	--	--	--	--	--	--	--	--	--	--
	4/6/2012	--	--	--	--	--	--	--	--	--	--	--	--
	7/24/2012	--	--	--	--	--	--	--	--	--	--	--	--
	2/8/2013	--	--	--	--	--	--	--	--	--	--	--	--
<b>MW-6</b>	7/18/2002	--	--	--	--	--	--	--	--	--	--	--	--
	10/7/2002	--	--	--	--	--	--	--	--	--	--	--	--
	1/6/2003	--	--	--	--	--	--	--	--	--	--	--	--
	4/7/2003	--	--	--	--	--	--	--	--	--	--	--	--
	7/7/2003	--	--	--	--	--	--	--	--	--	--	--	--
	10/9/2003	--	--	--	--	--	--	--	--	--	--	--	--
	1/14/2004	--	--	--	--	--	--	--	--	--	--	--	--
	4/28/2004	--	--	--	--	--	--	--	--	--	--	--	--
	7/12/2004	--	--	--	--	--	--	--	--	--	--	--	--
	10/25/2004	--	--	--	--	--	--	--	--	--	--	--	--
	1/17/2005	--	--	--	--	--	--	--	--	--	--	--	--
	4/6/2005	--	--	--	--	--	--	--	--	--	--	--	--
	7/8/2005	--	--	--	--	--	--	--	--	--	--	--	--
	10/7/2005	--	--	--	--	--	--	--	--	--	--	--	--
	1/27/2006	--	--	--	--	--	--	--	--	--	--	--	--
	4/28/2006	--	--	--	--	--	--	--	--	--	--	--	--
	7/28/2006	--	--	--	--	--	--	--	--	--	--	--	--
	10/27/2006	--	--	--	--	--	--	--	--	--	--	--	--
	1/10/2007	--	--	--	--	--	--	--	--	--	--	--	--
	4/13/2007	--	--	--	--	--	--	--	--	--	--	--	--
	7/19/2007	--	--	--	--	--	--	--	--	--	--	--	--
	10/8/2007	--	--	--	--	--	--	--	--	--	--	--	--
	1/9/2008	--	--	--	--	--	--	--	--	--	--	--	--
	4/4/2008	--	--	--	--	--	--	--	--	--	--	--	--
	7/3/2008	--	--	--	--	--	--	--	--	--	--	--	--
	10/3/2008	--	--	--	--	--	--	--	--	--	--	--	--
	1/22/2009	--	--	--	--	--	--	--	--	--	--	--	--
	4/13/2009	--	--	--	--	--	--	--	--	--	--	--	--
<b>MW-7</b>	7/18/2002	--	--	--	--	--	--	--	--	--	--	--	--
	10/7/2002	--	--	--	--	--	--	--	--	--	--	--	--
	1/6/2003	--	--	--	--	--	--	--	--	--	--	ND<5.0	ND<5.0
	4/7/2003	--	--	--	--	--	--	--	--	--	--	--	--
	7/7/2003	--	--	--	--	--	--	--	--	--	--	--	--
	10/9/2003	--	--	--	--	--	--	--	--	--	--	--	--
	1/14/2004	--	--	--	--	--	--	--	--	--	--	--	--



**Table 8g**  
**Historical Groundwater Analytical Results - Additional Analytes**  
**76 Service Station No. 1156 (351645)**  
**4276 MacArthur Boulevard**  
**Oakland, California**

WELL ID	DATE	Di-n-octyl phthalate (µg/L)	Fluoran- thene (µg/L)	Fluorene (µg/L)	Hexa- chloro- benzene (µg/L)	Hexachloro- butadiene (svoc) (µg/L)	Hexachloro cyclopenta- diene (µg/L)	Hexachloro -ethane (µg/L)	Indeno- [1,2,3-c,d] pyrene (µg/L)	Isophorone (µg/L)	2-Methyl- 4,6-dinitro- phenol (µg/L)	2-Methyl- naphtha- lene (µg/L)	2-Methyl- phenol (µg/L)
	4/28/2004	--	--	--	--	--	--	--	--	--	--	--	--
	7/12/2004	--	--	--	--	--	--	--	--	--	--	--	--
	10/25/2004	--	--	--	--	--	--	--	--	--	--	--	--
	1/17/2005	--	--	--	--	--	--	--	--	--	--	--	--
	4/6/2005	--	--	--	--	--	--	--	--	--	--	--	--
	7/8/2005	--	--	--	--	--	--	--	--	--	--	--	--
	10/7/2005	--	--	--	--	--	--	--	--	--	--	--	--
	1/27/2006	--	--	--	--	--	--	--	--	--	--	--	--
	4/28/2006	--	--	--	--	--	--	--	--	--	--	--	--
	7/28/2006	--	--	--	--	--	--	--	--	--	--	--	--
	10/27/2006	--	--	--	--	--	--	--	--	--	--	--	--
	1/10/2007	--	--	--	--	--	--	--	--	--	--	--	--
	7/19/2007	--	--	--	--	--	--	--	--	--	--	--	--
	10/8/2007	--	--	--	--	--	--	--	--	--	--	--	--
	1/9/2008	--	--	--	--	--	--	--	--	--	--	--	--
	4/4/2008	--	--	--	--	--	--	--	--	--	--	--	--
	7/3/2008	--	--	--	--	--	--	--	--	--	--	--	--
	10/3/2008	--	--	--	--	--	--	--	--	--	--	--	--
	1/22/2009	--	--	--	--	--	--	--	--	--	--	--	--
	4/13/2009	--	--	--	--	--	--	--	--	--	--	--	--
	7/23/2009	--	--	--	--	--	--	--	--	--	--	--	--
	2/1/2010	--	--	--	--	--	--	--	--	--	--	--	--
	8/2/2010	--	--	--	--	--	--	--	--	--	--	--	--
	1/31/2011	--	--	--	--	--	--	--	--	--	--	--	--
	4/26/2011	--	--	--	--	--	--	--	--	--	--	--	--
	7/25/2011	--	--	--	--	--	--	--	--	--	--	--	--
	10/7/2011	--	--	--	--	--	--	--	--	--	--	--	--
	1/23/2012	--	--	--	--	--	--	--	--	--	--	--	--
	4/6/2012	--	--	--	--	--	--	--	--	--	--	--	--
	7/24/2012	--	--	--	--	--	--	--	--	--	--	--	--
	2/8/2013	--	--	--	--	--	--	--	--	--	--	--	--
<b>MW-8</b>	1/18/2008	--	--	--	--	--	--	--	--	--	--	--	--
	4/4/2008	--	--	--	--	--	--	--	--	--	--	--	--
	7/3/2008	--	--	--	--	--	--	--	--	--	--	--	--
	10/3/2008	--	--	--	--	--	--	--	--	--	--	--	--
	1/22/2009	--	--	--	--	--	--	--	--	--	--	--	--
	4/13/2009	--	--	--	--	--	--	--	--	--	--	--	--
	7/23/2009	--	--	--	--	--	--	--	--	--	--	--	--
	2/1/2010	--	--	--	--	--	--	--	--	--	--	--	--

**Table 8g**  
**Historical Groundwater Analytical Results - Additional Analytes**  
**76 Service Station No. 1156 (351645)**  
**4276 MacArthur Boulevard**  
**Oakland, California**

WELL ID	DATE	Di-n-octyl phthalate (µg/L)	Fluoran- thene (µg/L)	Fluorene (µg/L)	Hexa- chloro- benzene (µg/L)	Hexachloro- butadiene (svoc) (µg/L)	Hexachloro cyclopenta- diene (µg/L)	Hexachloro -ethane (µg/L)	Indeno- [1,2,3-c,d] pyrene (µg/L)	Isophorone (µg/L)	2-Methyl- 4,6-dinitro- phenol (µg/L)	2-Methyl- naphtha- lene (µg/L)	2-Methyl- phenol (µg/L)
---------	------	-----------------------------------	-----------------------------	--------------------	---------------------------------------	--	--	---------------------------------	--	----------------------	---	---	-------------------------------

**NOTES:**

ND<# = Analyte not detected at or above indicated practical quantitation limit

-- = Not sampled

µg/L = Micrograms per liter

ID = Identification

**Table 8h**  
**Historical Groundwater Analytical Results - Additional Analytes**  
**76 Service Station No. 1156 (351645)**  
**4276 MacArthur Boulevard**  
**Oakland, California**

WELL ID	DATE	4-Methyl-phenol (µg/L)	Naphthalene (svoc) (µg/L)	2-Nitro-aniline (µg/L)	3-Nitro-aniline (µg/L)	4-Nitro-aniline (µg/L)	Nitro-benzene (µg/L)	2-Nitro-phenol (µg/L)	4-Nitro-phenol (µg/L)	N-nitrosodi-n-propyl-amine (µg/L)	N-Nitro-sodiphenyl-amine (µg/L)	Penta-chloro-phenol (µg/L)	Phen-anthrene (µg/L)
MW-1	7/20/1999	27	--	--	--	--	--	--	--	--	--	--	--
	9/28/1999	35.6	--	--	--	--	--	--	--	--	--	--	--
	1/7/2000	--	--	--	--	--	--	--	--	--	--	--	--
	3/31/2000	18	--	--	--	--	--	--	--	--	--	--	--
	7/14/2000	--	--	--	--	--	--	--	--	--	--	--	--
	10/3/2000	28.9	--	--	--	--	--	--	--	--	--	--	--
	1/3/2001	--	--	--	--	--	--	--	--	--	--	--	--
	4/4/2001	--	--	--	--	--	--	--	--	--	--	--	--
	7/17/2001	25	--	--	--	--	--	--	--	--	--	--	--
	10/5/2001	--	--	--	--	--	--	--	--	--	--	--	--
	1/28/2002	--	--	--	--	--	--	--	--	--	--	--	--
	4/25/2002	--	--	--	--	--	--	--	--	--	--	--	--
	7/18/2002	25	--	--	--	--	--	--	--	--	--	--	--
	10/7/2002	--	--	--	--	--	--	--	--	--	--	--	--
	1/6/2003	--	--	--	--	--	--	--	--	--	--	--	--
	4/7/2003	--	--	--	--	--	--	--	--	--	--	--	--
	7/7/2003	22	--	--	--	--	--	--	--	--	--	--	--
	10/9/2003	--	--	--	--	--	--	--	--	--	--	--	--
	1/14/2004	--	--	--	--	--	--	--	--	--	--	--	--
	4/28/2004	--	--	--	--	--	--	--	--	--	--	--	--
	7/12/2004	--	--	--	--	--	--	--	--	--	--	--	ND<2
	10/25/2004	--	--	--	--	--	--	--	--	--	--	--	--
	1/17/2005	--	--	--	--	--	--	--	--	--	--	--	--
	4/6/2005	--	--	--	--	--	--	--	--	--	--	--	--
	7/8/2005	--	--	--	--	--	--	--	--	--	--	--	--
	10/7/2005	--	--	--	--	--	--	--	--	--	--	--	--
	1/27/2006	--	--	--	--	--	--	--	--	--	--	--	--
	4/28/2006	--	--	--	--	--	--	--	--	--	--	--	--
	7/28/2006	--	660	ND<10	ND<10	ND<25	ND<10	ND<10	ND<10	ND<10	ND<10	ND<50	ND<10
	10/27/2006	--	--	--	--	--	--	--	--	--	--	--	--
	1/10/2007	--	--	--	--	--	--	--	--	--	--	--	--
	4/13/2007	--	--	--	--	--	--	--	--	--	--	--	--
	7/19/2007	--	770	ND<2.2	ND<2.2	ND<5.5	ND<2.2	ND<2.2	ND<2.2	ND<2.2	ND<2.2	ND<11	ND<2.2
	1/9/2008	--	--	--	--	--	--	--	--	--	--	--	--
	4/4/2008	--	--	--	--	--	--	--	--	--	--	--	--
	7/3/2008	--	750	ND<20	ND<20	ND<50	ND<20	ND<20	ND<20	ND<20	ND<20	ND<100	ND<20
	10/3/2008	--	--	--	--	--	--	--	--	--	--	--	--
	1/22/2009	--	--	--	--	--	--	--	--	--	--	--	--
	4/13/2009	--	--	--	--	--	--	--	--	--	--	--	--
	7/23/2009	--	--	--	--	--	--	--	--	--	--	--	--
	2/1/2010	--	--	--	--	--	--	--	--	--	--	--	--
	8/2/2010	--	--	--	--	--	--	--	--	--	--	--	--
MW-1B	11/1/2010	--	--	--	--	--	--	--	--	--	--	--	--
	1/31/2011	--	--	--	--	--	--	--	--	--	--	--	--

**Table 8h**  
**Historical Groundwater Analytical Results - Additional Analytes**  
**76 Service Station No. 1156 (351645)**  
**4276 MacArthur Boulevard**  
**Oakland, California**

WELL ID	DATE	4-Methyl-phenol (µg/L)	Naphthalene (svoc) (µg/L)	2-Nitro-aniline (µg/L)	3-Nitro-aniline (µg/L)	4-Nitro-aniline (µg/L)	Nitro-benzene (µg/L)	2-Nitro-phenol (µg/L)	4-Nitro-phenol (µg/L)	N-nitrosodi-n-propyl-amine (µg/L)	N-Nitro-sodiphenyl-amine (µg/L)	Penta-chloro-phenol (µg/L)	Phen-anthrene (µg/L)
	4/26/2011	--	--	--	--	--	--	--	--	--	--	--	--
	7/25/2011	--	--	--	--	--	--	--	--	--	--	--	--
	10/7/2011	--	--	--	--	--	--	--	--	--	--	--	--
	1/23/2012	--	--	--	--	--	--	--	--	--	--	--	--
	4/6/2012	--	--	--	--	--	--	--	--	--	--	--	--
	7/24/2012	--	--	--	--	--	--	--	--	--	--	--	--
	2/8/2013	--	--	--	--	--	--	--	--	--	--	--	--
<b>MW-2</b>	9/28/1999	--	--	--	--	--	--	--	--	--	--	--	--
	4/4/2001	--	--	--	--	--	--	--	--	--	--	--	--
	7/17/2001	--	--	--	--	--	--	--	--	--	--	--	--
	7/18/2002	--	--	--	--	--	--	--	--	--	--	--	--
	10/7/2002	--	--	--	--	--	--	--	--	--	--	--	--
	1/6/2003	--	--	--	--	--	--	--	--	--	--	--	--
	4/7/2003	--	--	--	--	--	--	--	--	--	--	--	--
	7/7/2003	--	--	--	--	--	--	--	--	--	--	--	--
	10/9/2003	--	--	--	--	--	--	--	--	--	--	--	--
	1/14/2004	--	--	--	--	--	--	--	--	--	--	--	--
	4/28/2004	--	--	--	--	--	--	--	--	--	--	--	--
	7/12/2004	--	--	--	--	--	--	--	--	--	--	--	--
	10/25/2004	--	--	--	--	--	--	--	--	--	--	--	--
	1/17/2005	--	--	--	--	--	--	--	--	--	--	--	--
	4/6/2005	--	--	--	--	--	--	--	--	--	--	--	--
	7/8/2005	--	--	--	--	--	--	--	--	--	--	--	--
	10/7/2005	--	--	--	--	--	--	--	--	--	--	--	--
	1/27/2006	--	--	--	--	--	--	--	--	--	--	--	--
	4/28/2006	--	--	--	--	--	--	--	--	--	--	--	--
	7/28/2006	--	--	--	--	--	--	--	--	--	--	--	--
	10/27/2006	--	--	--	--	--	--	--	--	--	--	--	--
	1/10/2007	--	--	--	--	--	--	--	--	--	--	--	--
	4/13/2007	--	--	--	--	--	--	--	--	--	--	--	--
	7/19/2007	--	--	--	--	--	--	--	--	--	--	--	--
	10/8/2007	--	--	--	--	--	--	--	--	--	--	--	--
	1/9/2008	--	--	--	--	--	--	--	--	--	--	--	--
	4/4/2008	--	--	--	--	--	--	--	--	--	--	--	--
	7/3/2008	--	--	--	--	--	--	--	--	--	--	--	--
	10/3/2008	--	--	--	--	--	--	--	--	--	--	--	--
	1/22/2009	--	--	--	--	--	--	--	--	--	--	--	--
	4/13/2009	--	--	--	--	--	--	--	--	--	--	--	--
	7/23/2009	--	--	--	--	--	--	--	--	--	--	--	--
	2/1/2010	--	--	--	--	--	--	--	--	--	--	--	--
	8/2/2010	--	--	--	--	--	--	--	--	--	--	--	--
<b>MW-2B</b>	11/1/2010	--	--	--	--	--	--	--	--	--	--	--	--
	1/31/2011	--	--	--	--	--	--	--	--	--	--	--	--

**Table 8h**  
**Historical Groundwater Analytical Results - Additional Analytes**  
**76 Service Station No. 1156 (351645)**  
**4276 MacArthur Boulevard**  
**Oakland, California**

WELL ID	DATE	4-Methyl-phenol (µg/L)	Naphthalene (svoc) (µg/L)	2-Nitro-aniline (µg/L)	3-Nitro-aniline (µg/L)	4-Nitro-aniline (µg/L)	Nitro-benzene (µg/L)	2-Nitro-phenol (µg/L)	4-Nitro-phenol (µg/L)	N-nitrosodi-n-propyl-amine (µg/L)	N-Nitro-sodiphenyl-amine (µg/L)	Penta-chloro-phenol (µg/L)	Phen-anthrene (µg/L)
	4/26/2011	--	--	--	--	--	--	--	--	--	--	--	--
	7/25/2011	--	--	--	--	--	--	--	--	--	--	--	--
	10/7/2011	--	--	--	--	--	--	--	--	--	--	--	--
	1/23/2012	--	--	--	--	--	--	--	--	--	--	--	--
	4/6/2012	--	--	--	--	--	--	--	--	--	--	--	--
	7/24/2012	--	--	--	--	--	--	--	--	--	--	--	--
	2/8/2013	--	--	--	--	--	--	--	--	--	--	--	--
<b>MW-3</b>	9/28/1999	--	--	--	--	--	--	--	--	--	--	--	--
	4/4/2001	--	--	--	--	--	--	--	--	--	--	--	--
	7/17/2001	--	--	--	--	--	--	--	--	--	--	--	--
	7/18/2002	--	--	--	--	--	--	--	--	--	--	--	--
	10/7/2002	--	--	--	--	--	--	--	--	--	--	--	--
	1/6/2003	--	--	--	--	--	--	--	--	--	--	--	--
	4/7/2003	--	--	--	--	--	--	--	--	--	--	--	--
	7/7/2003	--	--	--	--	--	--	--	--	--	--	--	--
	10/9/2003	--	--	--	--	--	--	--	--	--	--	--	--
	1/14/2004	--	--	--	--	--	--	--	--	--	--	--	--
	4/28/2004	--	--	--	--	--	--	--	--	--	--	--	--
	7/12/2004	--	--	--	--	--	--	--	--	--	--	--	--
	10/25/2004	--	--	--	--	--	--	--	--	--	--	--	--
	1/17/2005	--	--	--	--	--	--	--	--	--	--	--	--
	4/6/2005	--	--	--	--	--	--	--	--	--	--	--	--
	7/8/2005	--	--	--	--	--	--	--	--	--	--	--	--
	10/7/2005	--	--	--	--	--	--	--	--	--	--	--	--
	1/27/2006	--	--	--	--	--	--	--	--	--	--	--	--
	4/28/2006	--	--	--	--	--	--	--	--	--	--	--	--
	7/28/2006	--	--	--	--	--	--	--	--	--	--	--	--
	10/27/2006	--	--	--	--	--	--	--	--	--	--	--	--
	1/10/2007	--	--	--	--	--	--	--	--	--	--	--	--
	4/13/2007	--	--	--	--	--	--	--	--	--	--	--	--
	7/19/2007	--	--	--	--	--	--	--	--	--	--	--	--
	10/8/2007	--	--	--	--	--	--	--	--	--	--	--	--
	1/9/2008	--	--	--	--	--	--	--	--	--	--	--	--
	4/4/2008	--	--	--	--	--	--	--	--	--	--	--	--
	7/3/2008	--	--	--	--	--	--	--	--	--	--	--	--
	10/3/2008	--	--	--	--	--	--	--	--	--	--	--	--
	1/22/2009	--	--	--	--	--	--	--	--	--	--	--	--
	4/13/2009	--	--	--	--	--	--	--	--	--	--	--	--
	7/23/2009	--	--	--	--	--	--	--	--	--	--	--	--
	2/1/2010	--	--	--	--	--	--	--	--	--	--	--	--
	8/2/2010	--	--	--	--	--	--	--	--	--	--	--	--
<b>MW-3B</b>	11/1/2010	--	--	--	--	--	--	--	--	--	--	--	--
	1/31/2011	--	--	--	--	--	--	--	--	--	--	--	--

**Table 8h**  
**Historical Groundwater Analytical Results - Additional Analytes**  
**76 Service Station No. 1156 (351645)**  
**4276 MacArthur Boulevard**  
**Oakland, California**

WELL ID	DATE	4-Methyl-phenol (µg/L)	Naphthalene (svoc) (µg/L)	2-Nitro-aniline (µg/L)	3-Nitro-aniline (µg/L)	4-Nitro-aniline (µg/L)	Nitro-benzene (µg/L)	2-Nitro-phenol (µg/L)	4-Nitro-phenol (µg/L)	N-nitrosodi-n-propyl-amine (µg/L)	N-Nitro-sodiphenyl-amine (µg/L)	Penta-chloro-phenol (µg/L)	Phen-anthrene (µg/L)
	4/26/2011	--	--	--	--	--	--	--	--	--	--	--	--
	7/25/2011	--	--	--	--	--	--	--	--	--	--	--	--
	10/7/2011	--	--	--	--	--	--	--	--	--	--	--	--
	1/23/2012	--	--	--	--	--	--	--	--	--	--	--	--
	4/6/2012	--	--	--	--	--	--	--	--	--	--	--	--
	7/24/2012	--	--	--	--	--	--	--	--	--	--	--	--
	2/8/2013	--	--	--	--	--	--	--	--	--	--	--	--
<b>MW-4</b>	9/28/1999	--	--	--	--	--	--	--	--	--	--	--	--
	4/4/2001	--	--	--	--	--	--	--	--	--	--	--	--
	7/17/2001	--	--	--	--	--	--	--	--	--	--	--	--
	7/18/2002	--	--	--	--	--	--	--	--	--	--	--	--
	10/7/2002	--	--	--	--	--	--	--	--	--	--	--	--
	1/6/2003	--	--	--	--	--	--	--	--	--	--	--	--
	4/7/2003	--	--	--	--	--	--	--	--	--	--	--	--
	7/7/2003	--	--	--	--	--	--	--	--	--	--	--	--
	10/9/2003	--	--	--	--	--	--	--	--	--	--	--	--
	1/14/2004	--	--	--	--	--	--	--	--	--	--	--	--
	4/28/2004	--	--	--	--	--	--	--	--	--	--	--	--
	7/12/2004	--	--	--	--	--	--	--	--	--	--	--	--
	10/25/2004	--	--	--	--	--	--	--	--	--	--	--	--
	1/17/2005	--	--	--	--	--	--	--	--	--	--	--	--
	4/6/2005	--	--	--	--	--	--	--	--	--	--	--	--
	7/8/2005	--	--	--	--	--	--	--	--	--	--	--	--
	10/7/2005	--	--	--	--	--	--	--	--	--	--	--	--
	1/27/2006	--	--	--	--	--	--	--	--	--	--	--	--
	4/28/2006	--	--	--	--	--	--	--	--	--	--	--	--
	7/28/2006	--	--	--	--	--	--	--	--	--	--	--	--
	10/27/2006	--	--	--	--	--	--	--	--	--	--	--	--
	1/10/2007	--	--	--	--	--	--	--	--	--	--	--	--
	4/13/2007	--	--	--	--	--	--	--	--	--	--	--	--
	7/19/2007	--	--	--	--	--	--	--	--	--	--	--	--
	10/8/2007	--	--	--	--	--	--	--	--	--	--	--	--
	1/9/2008	--	--	--	--	--	--	--	--	--	--	--	--
	4/4/2008	--	--	--	--	--	--	--	--	--	--	--	--
	7/3/2008	--	--	--	--	--	--	--	--	--	--	--	--
	10/3/2008	--	--	--	--	--	--	--	--	--	--	--	--
	1/22/2009	--	--	--	--	--	--	--	--	--	--	--	--
	4/13/2009	--	--	--	--	--	--	--	--	--	--	--	--
	7/23/2009	--	--	--	--	--	--	--	--	--	--	--	--
	2/1/2010	--	--	--	--	--	--	--	--	--	--	--	--
	8/2/2010	--	--	--	--	--	--	--	--	--	--	--	--
<b>MW-4B</b>	11/1/2010	--	--	--	--	--	--	--	--	--	--	--	--
	1/31/2011	--	--	--	--	--	--	--	--	--	--	--	--

**Table 8h**  
**Historical Groundwater Analytical Results - Additional Analytes**  
**76 Service Station No. 1156 (351645)**  
**4276 MacArthur Boulevard**  
**Oakland, California**

WELL ID	DATE	4-Methyl-phenol (µg/L)	Naphthalene (svoc) (µg/L)	2-Nitro-aniline (µg/L)	3-Nitro-aniline (µg/L)	4-Nitro-aniline (µg/L)	Nitro-benzene (µg/L)	2-Nitro-phenol (µg/L)	4-Nitro-phenol (µg/L)	N-nitrosodi-n-propyl-amine (µg/L)	N-Nitro-sodiphenyl-amine (µg/L)	Penta-chloro-phenol (µg/L)	Phen-anthrene (µg/L)
	4/26/2011	--	--	--	--	--	--	--	--	--	--	--	--
	7/25/2011	--	--	--	--	--	--	--	--	--	--	--	--
	10/7/2011	--	--	--	--	--	--	--	--	--	--	--	--
	1/23/2012	--	--	--	--	--	--	--	--	--	--	--	--
	4/6/2012	--	--	--	--	--	--	--	--	--	--	--	--
	7/24/2012	--	--	--	--	--	--	--	--	--	--	--	--
	2/8/2013	--	--	--	--	--	--	--	--	--	--	--	--
<b>MW-5</b>	7/18/2002	--	--	--	--	--	--	--	--	--	--	--	--
	10/7/2002	--	--	--	--	--	--	--	--	--	--	--	--
	1/6/2003	ND<5.0	--	--	--	--	--	--	--	--	--	--	--
	4/7/2003	--	--	--	--	--	--	--	--	--	--	--	--
	7/7/2003	--	--	--	--	--	--	--	--	--	--	--	--
	10/9/2003	--	--	--	--	--	--	--	--	--	--	--	--
	1/14/2004	--	--	--	--	--	--	--	--	--	--	--	--
	4/28/2004	--	--	--	--	--	--	--	--	--	--	--	--
	7/12/2004	--	--	--	--	--	--	--	--	--	--	--	--
	10/25/2004	--	--	--	--	--	--	--	--	--	--	--	--
	1/17/2005	--	--	--	--	--	--	--	--	--	--	--	--
	4/6/2005	--	--	--	--	--	--	--	--	--	--	--	--
	7/8/2005	--	--	--	--	--	--	--	--	--	--	--	--
	10/7/2005	--	--	--	--	--	--	--	--	--	--	--	--
	1/27/2006	--	--	--	--	--	--	--	--	--	--	--	--
	4/28/2006	--	--	--	--	--	--	--	--	--	--	--	--
	7/28/2006	--	--	--	--	--	--	--	--	--	--	--	--
	10/27/2006	--	--	--	--	--	--	--	--	--	--	--	--
	1/10/2007	--	--	--	--	--	--	--	--	--	--	--	--
	4/13/2007	--	--	--	--	--	--	--	--	--	--	--	--
	7/19/2007	--	--	--	--	--	--	--	--	--	--	--	--
	10/8/2007	--	--	--	--	--	--	--	--	--	--	--	--
	1/9/2008	--	--	--	--	--	--	--	--	--	--	--	--
	4/4/2008	--	--	--	--	--	--	--	--	--	--	--	--
	7/3/2008	--	--	--	--	--	--	--	--	--	--	--	--
	10/3/2008	--	--	--	--	--	--	--	--	--	--	--	--
	1/22/2009	--	--	--	--	--	--	--	--	--	--	--	--
	4/13/2009	--	--	--	--	--	--	--	--	--	--	--	--
	7/23/2009	--	--	--	--	--	--	--	--	--	--	--	--
	2/1/2010	--	--	--	--	--	--	--	--	--	--	--	--
	8/2/2010	--	--	--	--	--	--	--	--	--	--	--	--
	1/31/2011	--	--	--	--	--	--	--	--	--	--	--	--
	4/26/2011	--	--	--	--	--	--	--	--	--	--	--	--
	7/25/2011	--	--	--	--	--	--	--	--	--	--	--	--
	10/7/2011	--	--	--	--	--	--	--	--	--	--	--	--
	1/23/2012	--	--	--	--	--	--	--	--	--	--	--	--
	4/6/2012	--	--	--	--	--	--	--	--	--	--	--	--

**Table 8h**  
**Historical Groundwater Analytical Results - Additional Analytes**  
**76 Service Station No. 1156 (351645)**  
**4276 MacArthur Boulevard**  
**Oakland, California**

WELL ID	DATE	4-Methyl-phenol (µg/L)	Naphthalene (svoc) (µg/L)	2-Nitro-aniline (µg/L)	3-Nitro-aniline (µg/L)	4-Nitro-aniline (µg/L)	Nitro-benzene (µg/L)	2-Nitro-phenol (µg/L)	4-Nitro-phenol (µg/L)	N-nitrosodi-n-propyl-amine (µg/L)	N-Nitro-sodiphenyl-amine (µg/L)	Penta-chloro-phenol (µg/L)	Phen-anthrene (µg/L)
	7/24/2012	--	--	--	--	--	--	--	--	--	--	--	--
	2/8/2013	--	--	--	--	--	--	--	--	--	--	--	--
<b>MW-6</b>	7/18/2002	--	--	--	--	--	--	--	--	--	--	--	--
	10/7/2002	--	--	--	--	--	--	--	--	--	--	--	--
	1/6/2003	--	--	--	--	--	--	--	--	--	--	--	--
	4/7/2003	--	--	--	--	--	--	--	--	--	--	--	--
	7/7/2003	--	--	--	--	--	--	--	--	--	--	--	--
	10/9/2003	--	--	--	--	--	--	--	--	--	--	--	--
	1/14/2004	--	--	--	--	--	--	--	--	--	--	--	--
	4/28/2004	--	--	--	--	--	--	--	--	--	--	--	--
	7/12/2004	--	--	--	--	--	--	--	--	--	--	--	--
	10/25/2004	--	--	--	--	--	--	--	--	--	--	--	--
	1/17/2005	--	--	--	--	--	--	--	--	--	--	--	--
	4/6/2005	--	--	--	--	--	--	--	--	--	--	--	--
	7/8/2005	--	--	--	--	--	--	--	--	--	--	--	--
	10/7/2005	--	--	--	--	--	--	--	--	--	--	--	--
	1/27/2006	--	--	--	--	--	--	--	--	--	--	--	--
	4/28/2006	--	--	--	--	--	--	--	--	--	--	--	--
	7/28/2006	--	--	--	--	--	--	--	--	--	--	--	--
	10/27/2006	--	--	--	--	--	--	--	--	--	--	--	--
	1/10/2007	--	--	--	--	--	--	--	--	--	--	--	--
	4/13/2007	--	--	--	--	--	--	--	--	--	--	--	--
	7/19/2007	--	--	--	--	--	--	--	--	--	--	--	--
	10/8/2007	--	--	--	--	--	--	--	--	--	--	--	--
	1/9/2008	--	--	--	--	--	--	--	--	--	--	--	--
	4/4/2008	--	--	--	--	--	--	--	--	--	--	--	--
	7/3/2008	--	--	--	--	--	--	--	--	--	--	--	--
	10/3/2008	--	--	--	--	--	--	--	--	--	--	--	--
	1/22/2009	--	--	--	--	--	--	--	--	--	--	--	--
	4/13/2009	--	--	--	--	--	--	--	--	--	--	--	--
<b>MW-7</b>	7/18/2002	--	--	--	--	--	--	--	--	--	--	--	--
	10/7/2002	--	--	--	--	--	--	--	--	--	--	--	--
	1/6/2003	ND<5.0	--	--	--	--	--	--	--	--	--	--	--
	4/7/2003	--	--	--	--	--	--	--	--	--	--	--	--
	7/7/2003	--	--	--	--	--	--	--	--	--	--	--	--
	10/9/2003	--	--	--	--	--	--	--	--	--	--	--	--
	1/14/2004	--	--	--	--	--	--	--	--	--	--	--	--
	4/28/2004	--	--	--	--	--	--	--	--	--	--	--	--
	7/12/2004	--	--	--	--	--	--	--	--	--	--	--	--
	10/25/2004	--	--	--	--	--	--	--	--	--	--	--	--
	1/17/2005	--	--	--	--	--	--	--	--	--	--	--	--
	4/6/2005	--	--	--	--	--	--	--	--	--	--	--	--
	7/8/2005	--	--	--	--	--	--	--	--	--	--	--	--



**Table 8h**  
**Historical Groundwater Analytical Results - Additional Analytes**  
**76 Service Station No. 1156 (351645)**  
**4276 MacArthur Boulevard**  
**Oakland, California**

WELL ID	DATE	4-Methyl-phenol (µg/L)	Naphthalene (svoc) (µg/L)	2-Nitro-aniline (µg/L)	3-Nitro-aniline (µg/L)	4-Nitro-aniline (µg/L)	Nitro-benzene (µg/L)	2-Nitro-phenol (µg/L)	4-Nitro-phenol (µg/L)	N-nitrosodi-n-propyl-amine (µg/L)	N-Nitro-sodiphenyl-amine (µg/L)	Penta-chloro-phenol (µg/L)	Phen-anthrene (µg/L)
	10/7/2005	--	--	--	--	--	--	--	--	--	--	--	--
	1/27/2006	--	--	--	--	--	--	--	--	--	--	--	--
	4/28/2006	--	--	--	--	--	--	--	--	--	--	--	--
	7/28/2006	--	--	--	--	--	--	--	--	--	--	--	--
	10/27/2006	--	--	--	--	--	--	--	--	--	--	--	--
	1/10/2007	--	--	--	--	--	--	--	--	--	--	--	--
	7/19/2007	--	--	--	--	--	--	--	--	--	--	--	--
	10/8/2007	--	--	--	--	--	--	--	--	--	--	--	--
	1/9/2008	--	--	--	--	--	--	--	--	--	--	--	--
	4/4/2008	--	--	--	--	--	--	--	--	--	--	--	--
	7/3/2008	--	--	--	--	--	--	--	--	--	--	--	--
	10/3/2008	--	--	--	--	--	--	--	--	--	--	--	--
	1/22/2009	--	--	--	--	--	--	--	--	--	--	--	--
	4/13/2009	--	--	--	--	--	--	--	--	--	--	--	--
	7/23/2009	--	--	--	--	--	--	--	--	--	--	--	--
	2/1/2010	--	--	--	--	--	--	--	--	--	--	--	--
	8/2/2010	--	--	--	--	--	--	--	--	--	--	--	--
	1/31/2011	--	--	--	--	--	--	--	--	--	--	--	--
	4/26/2011	--	--	--	--	--	--	--	--	--	--	--	--
	7/25/2011	--	--	--	--	--	--	--	--	--	--	--	--
	10/7/2011	--	--	--	--	--	--	--	--	--	--	--	--
	1/23/2012	--	--	--	--	--	--	--	--	--	--	--	--
	4/6/2012	--	--	--	--	--	--	--	--	--	--	--	--
	7/24/2012	--	--	--	--	--	--	--	--	--	--	--	--
	2/8/2013	--	--	--	--	--	--	--	--	--	--	--	--
<b>MW-8</b>	1/18/2008	--	--	--	--	--	--	--	--	--	--	--	--
	4/4/2008	--	--	--	--	--	--	--	--	--	--	--	--
	7/3/2008	--	--	--	--	--	--	--	--	--	--	--	--
	10/3/2008	--	--	--	--	--	--	--	--	--	--	--	--
	1/22/2009	--	--	--	--	--	--	--	--	--	--	--	--
	4/13/2009	--	--	--	--	--	--	--	--	--	--	--	--
	7/23/2009	--	--	--	--	--	--	--	--	--	--	--	--
	2/1/2010	--	--	--	--	--	--	--	--	--	--	--	--

**NOTES:**

ND<# = Analyte not detected at or above indicated practical quantitation limit

-- = Not sampled

µg/L = Micrograms per liter

ID = Identification

**Table 8i**  
**Historical Groundwater Analytical Results - Additional Analytes**  
**76 Service Station No. 1156 (351645)**  
**4276 MacArthur Boulevard**  
**Oakland, California**

WELL ID	DATE	Phenol (µg/L)	Pyrene (µg/L)	1,2,4- Trichloro- benzene (µg/L)	2,4,6- Trichloro- phenol (µg/L)	2,4,5- Trichloro- phenol (µg/L)	Carbon (organic, total) (µg/L)	Chromium VI (µg/L)	Chromium (total) (µg/L)	Iron Ferrous (µg/L)	Manganese (dissolved) (µg/L)	Manganese (total) (µg/L)	Molyb- denum (total) (µg/L)
MW-1	7/20/1999	--	--	--	--	--	--	--	--	--	--	--	--
	9/28/1999	--	--	--	--	--	--	--	--	--	--	--	--
	1/7/2000	--	--	--	--	--	--	--	--	--	--	--	--
	3/31/2000	--	--	--	--	--	--	--	--	--	--	--	--
	7/14/2000	--	--	--	--	--	--	--	--	--	--	--	--
	10/3/2000	--	--	--	--	--	--	--	--	--	--	--	--
	1/3/2001	--	--	--	--	--	--	--	--	--	--	--	--
	4/4/2001	--	--	--	--	--	--	--	--	--	--	--	--
	7/17/2001	--	--	--	--	--	--	--	--	--	--	--	--
	10/5/2001	--	--	--	--	--	--	--	--	--	--	--	--
	1/28/2002	--	--	--	--	--	--	--	--	--	--	--	--
	4/25/2002	--	--	--	--	--	--	--	--	--	--	--	--
	7/18/2002	--	--	--	--	--	--	--	--	--	--	--	--
	10/7/2002	--	--	--	--	--	--	--	--	--	--	--	--
	1/6/2003	--	--	--	--	--	--	--	--	--	--	--	--
	4/7/2003	--	--	--	--	--	--	--	--	--	--	--	--
	7/7/2003	--	--	--	--	--	--	--	--	--	--	--	--
	10/9/2003	--	--	--	--	--	--	--	--	--	--	--	--
	1/14/2004	--	--	--	--	--	--	--	--	--	--	--	--
	4/28/2004	--	--	--	--	--	--	--	--	--	--	--	--
	7/12/2004	--	--	ND<2	--	--	--	--	--	--	--	--	--
	10/25/2004	--	--	--	--	--	--	--	--	--	--	--	--
	1/17/2005	--	--	--	--	--	--	--	--	--	--	--	--
	4/6/2005	--	--	--	--	--	--	--	--	--	--	--	--
	7/8/2005	--	--	--	--	--	--	--	--	--	--	--	--
	10/7/2005	--	--	--	--	--	--	--	--	--	--	--	--
	1/27/2006	--	--	--	--	--	--	--	--	--	--	--	--
	4/28/2006	--	--	--	--	--	--	--	--	--	--	--	--
	7/28/2006	ND<10	ND<10	ND<10	ND<25	ND<25	--	--	--	--	--	--	--
	10/27/2006	--	--	--	--	--	--	--	--	--	--	--	--
	1/10/2007	--	--	--	--	--	--	--	--	--	--	--	--
	4/13/2007	--	--	--	--	--	--	--	--	--	--	--	--
	7/19/2007	ND<2.2	ND<2.2	ND<2.2	ND<5.5	ND<5.5	--	--	--	--	--	--	--
1/9/2008	--	--	--	--	--	--	--	--	--	--	--	--	
4/4/2008	--	--	--	--	--	--	--	--	--	--	--	--	
7/3/2008	ND<20	ND<20	ND<20	ND<50	ND<50	--	--	--	--	--	--	--	
10/3/2008	--	--	--	--	--	--	--	--	--	--	--	--	
1/22/2009	--	--	--	--	--	--	--	--	--	--	--	--	
4/13/2009	--	--	--	--	--	--	26	ND<2.0	ND<3.0	280	160	200	8.6
7/23/2009	--	--	--	--	--	--	--	--	--	--	--	--	--
2/1/2010	--	--	--	--	--	--	--	--	--	--	--	--	--
8/2/2010	--	--	--	--	--	--	--	--	--	--	--	--	--
MW-1B	11/1/2010	--	--	--	--	--	--	--	--	--	--	--	--
	1/31/2011	--	--	--	--	--	--	--	--	--	--	--	--

**Table 8i**  
**Historical Groundwater Analytical Results - Additional Analytes**  
**76 Service Station No. 1156 (351645)**  
**4276 MacArthur Boulevard**  
**Oakland, California**

WELL ID	DATE	Phenol (µg/L)	Pyrene (µg/L)	1,2,4- Trichloro- benzene (µg/L)	2,4,6- Trichloro- phenol (µg/L)	2,4,5- Trichloro- phenol (µg/L)	Carbon (organic, total) (µg/L)	Chromium VI (µg/L)	Chromium (total) (µg/L)	Iron Ferrous (µg/L)	Manganese (dissolved) (µg/L)	Manganese (total) (µg/L)	Molyb- denum (total) (µg/L)
	4/26/2011	--	--	--	--	--	--	--	--	--	--	--	--
	7/25/2011	--	--	--	--	--	--	--	--	--	--	--	--
	10/7/2011	--	--	--	--	--	--	--	--	--	--	--	--
	1/23/2012	--	--	--	--	--	--	--	--	--	--	--	--
	4/6/2012	--	--	--	--	--	--	--	--	--	--	--	--
	7/24/2012	--	--	--	--	--	--	--	--	--	--	--	--
	2/8/2013	--	--	--	--	--	--	--	--	--	--	--	--
<b>MW-2</b>	9/28/1999	--	--	--	--	--	--	--	--	--	--	--	--
	4/4/2001	--	--	--	--	--	--	--	--	--	--	--	--
	7/17/2001	--	--	--	--	--	--	--	--	--	--	--	--
	7/18/2002	--	--	--	--	--	--	--	--	--	--	--	--
	10/7/2002	--	--	--	--	--	--	--	--	--	--	--	--
	1/6/2003	--	--	--	--	--	--	--	--	--	--	--	--
	4/7/2003	--	--	--	--	--	--	--	--	--	--	--	--
	7/7/2003	--	--	--	--	--	--	--	--	--	--	--	--
	10/9/2003	--	--	--	--	--	--	--	--	--	--	--	--
	1/14/2004	--	--	--	--	--	--	--	--	--	--	--	--
	4/28/2004	--	--	--	--	--	--	--	--	--	--	--	--
	7/12/2004	--	--	--	--	--	--	--	--	--	--	--	--
	10/25/2004	--	--	--	--	--	--	--	--	--	--	--	--
	1/17/2005	--	--	--	--	--	--	--	--	--	--	--	--
	4/6/2005	--	--	--	--	--	--	--	--	--	--	--	--
	7/8/2005	--	--	--	--	--	--	--	--	--	--	--	--
	10/7/2005	--	--	--	--	--	--	--	--	--	--	--	--
	1/27/2006	--	--	--	--	--	--	--	--	--	--	--	--
	4/28/2006	--	--	--	--	--	--	--	--	--	--	--	--
	7/28/2006	--	--	--	--	--	--	--	--	--	--	--	--
	10/27/2006	--	--	--	--	--	--	--	--	--	--	--	--
	1/10/2007	--	--	--	--	--	--	--	--	--	--	--	--
	4/13/2007	--	--	--	--	--	--	--	--	--	--	--	--
	7/19/2007	--	--	--	--	--	--	--	--	--	--	--	--
	10/8/2007	--	--	--	--	--	--	--	--	--	--	--	--
	1/9/2008	--	--	--	--	--	--	--	--	--	--	--	--
	4/4/2008	--	--	--	--	--	--	--	--	--	--	--	--
	7/3/2008	--	--	--	--	--	--	--	--	--	--	--	--
	10/3/2008	--	--	--	--	--	--	--	--	--	--	--	--
	1/22/2009	--	--	--	--	--	--	--	--	--	--	--	--
	4/13/2009	--	--	--	--	--	4.4	ND<2.0	9.3	740	110	230	1.1
	7/23/2009	--	--	--	--	--	--	--	--	--	--	--	--
	2/1/2010	--	--	--	--	--	--	--	--	--	--	--	--
	8/2/2010	--	--	--	--	--	--	--	--	--	--	--	--
<b>MW-2B</b>	11/1/2010	--	--	--	--	--	--	--	--	--	--	--	--
	1/31/2011	--	--	--	--	--	--	--	--	--	--	--	--

**Table 8i**  
**Historical Groundwater Analytical Results - Additional Analytes**  
**76 Service Station No. 1156 (351645)**  
**4276 MacArthur Boulevard**  
**Oakland, California**

WELL ID	DATE	Phenol (µg/L)	Pyrene (µg/L)	1,2,4- Trichloro- benzene (µg/L)	2,4,6- Trichloro- phenol (µg/L)	2,4,5- Trichloro- phenol (µg/L)	Carbon (organic, total) (µg/L)	Chromium VI (µg/L)	Chromium (total) (µg/L)	Iron Ferrous (µg/L)	Manganese (dissolved) (µg/L)	Manganese (total) (µg/L)	Molyb- denum (total) (µg/L)
	4/26/2011	--	--	--	--	--	--	--	--	--	--	--	--
	7/25/2011	--	--	--	--	--	--	--	--	--	--	--	--
	10/7/2011	--	--	--	--	--	--	--	--	--	--	--	--
	1/23/2012	--	--	--	--	--	--	--	--	--	--	--	--
	4/6/2012	--	--	--	--	--	--	--	--	--	--	--	--
	7/24/2012	--	--	--	--	--	--	--	--	--	--	--	--
	2/8/2013	--	--	--	--	--	--	--	--	--	--	--	--
<b>MW-3</b>	9/28/1999	--	--	--	--	--	--	--	--	--	--	--	--
	4/4/2001	--	--	--	--	--	--	--	--	--	--	--	--
	7/17/2001	--	--	--	--	--	--	--	--	--	--	--	--
	7/18/2002	--	--	--	--	--	--	--	--	--	--	--	--
	10/7/2002	--	--	--	--	--	--	--	--	--	--	--	--
	1/6/2003	--	--	--	--	--	--	--	--	--	--	--	--
	4/7/2003	--	--	--	--	--	--	--	--	--	--	--	--
	7/7/2003	--	--	--	--	--	--	--	--	--	--	--	--
	10/9/2003	--	--	--	--	--	--	--	--	--	--	--	--
	1/14/2004	--	--	--	--	--	--	--	--	--	--	--	--
	4/28/2004	--	--	--	--	--	--	--	--	--	--	--	--
	7/12/2004	--	--	--	--	--	--	--	--	--	--	--	--
	10/25/2004	--	--	--	--	--	--	--	--	--	--	--	--
	1/17/2005	--	--	--	--	--	--	--	--	--	--	--	--
	4/6/2005	--	--	--	--	--	--	--	--	--	--	--	--
	7/8/2005	--	--	--	--	--	--	--	--	--	--	--	--
	10/7/2005	--	--	--	--	--	--	--	--	--	--	--	--
	1/27/2006	--	--	--	--	--	--	--	--	--	--	--	--
	4/28/2006	--	--	--	--	--	--	--	--	--	--	--	--
	7/28/2006	--	--	--	--	--	--	--	--	--	--	--	--
	10/27/2006	--	--	--	--	--	--	--	--	--	--	--	--
	1/10/2007	--	--	--	--	--	--	--	--	--	--	--	--
	4/13/2007	--	--	--	--	--	--	--	--	--	--	--	--
	7/19/2007	--	--	--	--	--	--	--	--	--	--	--	--
	10/8/2007	--	--	--	--	--	--	--	--	--	--	--	--
	1/9/2008	--	--	--	--	--	--	--	--	--	--	--	--
	4/4/2008	--	--	--	--	--	--	--	--	--	--	--	--
	7/3/2008	--	--	--	--	--	--	--	--	--	--	--	--
	10/3/2008	--	--	--	--	--	--	--	--	--	--	--	--
	1/22/2009	--	--	--	--	--	--	--	--	--	--	--	--
	4/13/2009	--	--	--	--	--	3.0	ND<2.0	14	1,800	2,800	2,500	4.7
	7/23/2009	--	--	--	--	--	--	--	--	--	--	--	--
	2/1/2010	--	--	--	--	--	--	--	--	--	--	--	--
	8/2/2010	--	--	--	--	--	--	--	--	--	--	--	--
<b>MW-3B</b>	11/1/2010	--	--	--	--	--	--	--	--	--	--	--	--
	1/31/2011	--	--	--	--	--	--	--	--	--	--	--	--

**Table 8i**  
**Historical Groundwater Analytical Results - Additional Analytes**  
**76 Service Station No. 1156 (351645)**  
**4276 MacArthur Boulevard**  
**Oakland, California**

WELL ID	DATE	Phenol (µg/L)	Pyrene (µg/L)	1,2,4- Trichloro- benzene (µg/L)	2,4,6- Trichloro- phenol (µg/L)	2,4,5- Trichloro- phenol (µg/L)	Carbon (organic, total) (µg/L)	Chromium VI (µg/L)	Chromium (total) (µg/L)	Iron Ferrous (µg/L)	Manganese (dissolved) (µg/L)	Manganese (total) (µg/L)	Molyb- denum (total) (µg/L)
	4/26/2011	--	--	--	--	--	--	--	--	--	--	--	--
	7/25/2011	--	--	--	--	--	--	--	--	--	--	--	--
	10/7/2011	--	--	--	--	--	--	--	--	--	--	--	--
	1/23/2012	--	--	--	--	--	--	--	--	--	--	--	--
	4/6/2012	--	--	--	--	--	--	--	--	--	--	--	--
	7/24/2012	--	--	--	--	--	--	--	--	--	--	--	--
	2/8/2013	--	--	--	--	--	--	--	--	--	--	--	--
<b>MW-4</b>	9/28/1999	--	--	--	--	--	--	--	--	--	--	--	--
	4/4/2001	--	--	--	--	--	--	--	--	--	--	--	--
	7/17/2001	--	--	--	--	--	--	--	--	--	--	--	--
	7/18/2002	--	--	--	--	--	--	--	--	--	--	--	--
	10/7/2002	--	--	--	--	--	--	--	--	--	--	--	--
	1/6/2003	--	--	--	--	--	--	--	--	--	--	--	--
	4/7/2003	--	--	--	--	--	--	--	--	--	--	--	--
	7/7/2003	--	--	--	--	--	--	--	--	--	--	--	--
	10/9/2003	--	--	--	--	--	--	--	--	--	--	--	--
	1/14/2004	--	--	--	--	--	--	--	--	--	--	--	--
	4/28/2004	--	--	--	--	--	--	--	--	--	--	--	--
	7/12/2004	--	--	--	--	--	--	--	--	--	--	--	--
	10/25/2004	--	--	--	--	--	--	--	--	--	--	--	--
	1/17/2005	--	--	--	--	--	--	--	--	--	--	--	--
	4/6/2005	--	--	--	--	--	--	--	--	--	--	--	--
	7/8/2005	--	--	--	--	--	--	--	--	--	--	--	--
	10/7/2005	--	--	--	--	--	--	--	--	--	--	--	--
	1/27/2006	--	--	--	--	--	--	--	--	--	--	--	--
	4/28/2006	--	--	--	--	--	--	--	--	--	--	--	--
	7/28/2006	--	--	--	--	--	--	--	--	--	--	--	--
	10/27/2006	--	--	--	--	--	--	--	--	--	--	--	--
	1/10/2007	--	--	--	--	--	--	--	--	--	--	--	--
	4/13/2007	--	--	--	--	--	--	--	--	--	--	--	--
	7/19/2007	--	--	--	--	--	--	--	--	--	--	--	--
	10/8/2007	--	--	--	--	--	--	--	--	--	--	--	--
	1/9/2008	--	--	--	--	--	--	--	--	--	--	--	--
	4/4/2008	--	--	--	--	--	--	--	--	--	--	--	--
	7/3/2008	--	--	--	--	--	--	--	--	--	--	--	--
	10/3/2008	--	--	--	--	--	--	--	--	--	--	--	--
	1/22/2009	--	--	--	--	--	--	--	--	--	--	--	--
	4/13/2009	--	--	--	--	--	1.9	ND<2.0	8.1	1,500	2,000	3,500	7.2
	7/23/2009	--	--	--	--	--	--	--	--	--	--	--	--
	2/1/2010	--	--	--	--	--	--	--	--	--	--	--	--
	8/2/2010	--	--	--	--	--	--	--	--	--	--	--	--
<b>MW-4B</b>	11/1/2010	--	--	--	--	--	--	--	--	--	--	--	--
	1/31/2011	--	--	--	--	--	--	--	--	--	--	--	--

**Table 8i**  
**Historical Groundwater Analytical Results - Additional Analytes**  
**76 Service Station No. 1156 (351645)**  
**4276 MacArthur Boulevard**  
**Oakland, California**

WELL ID	DATE	Phenol (µg/L)	Pyrene (µg/L)	1,2,4- Trichloro- benzene (µg/L)	2,4,6- Trichloro- phenol (µg/L)	2,4,5- Trichloro- phenol (µg/L)	Carbon (organic, total) (µg/L)	Chromium VI (µg/L)	Chromium (total) (µg/L)	Iron Ferrous (µg/L)	Manganese (dissolved) (µg/L)	Manganese (total) (µg/L)	Molyb- denum (total) (µg/L)
	4/26/2011	--	--	--	--	--	--	--	--	--	--	--	--
	7/25/2011	--	--	--	--	--	--	--	--	--	--	--	--
	10/7/2011	--	--	--	--	--	--	--	--	--	--	--	--
	1/23/2012	--	--	--	--	--	--	--	--	--	--	--	--
	4/6/2012	--	--	--	--	--	--	--	--	--	--	--	--
	7/24/2012	--	--	--	--	--	--	--	--	--	--	--	--
	2/8/2013	--	--	--	--	--	--	--	--	--	--	--	--
<b>MW-5</b>	7/18/2002	--	--	--	--	--	--	--	--	--	--	--	--
	10/7/2002	--	--	--	--	--	--	--	--	--	--	--	--
	1/6/2003	--	--	--	--	--	--	--	--	--	--	--	--
	4/7/2003	--	--	--	--	--	--	--	--	--	--	--	--
	7/7/2003	--	--	--	--	--	--	--	--	--	--	--	--
	10/9/2003	--	--	--	--	--	--	--	--	--	--	--	--
	1/14/2004	--	--	--	--	--	--	--	--	--	--	--	--
	4/28/2004	--	--	--	--	--	--	--	--	--	--	--	--
	7/12/2004	--	--	--	--	--	--	--	--	--	--	--	--
	10/25/2004	--	--	--	--	--	--	--	--	--	--	--	--
	1/17/2005	--	--	--	--	--	--	--	--	--	--	--	--
	4/6/2005	--	--	--	--	--	--	--	--	--	--	--	--
	7/8/2005	--	--	--	--	--	--	--	--	--	--	--	--
	10/7/2005	--	--	--	--	--	--	--	--	--	--	--	--
	1/27/2006	--	--	--	--	--	--	--	--	--	--	--	--
	4/28/2006	--	--	--	--	--	--	--	--	--	--	--	--
	7/28/2006	--	--	--	--	--	--	--	--	--	--	--	--
	10/27/2006	--	--	--	--	--	--	--	--	--	--	--	--
	1/10/2007	--	--	--	--	--	--	--	--	--	--	--	--
	4/13/2007	--	--	--	--	--	--	--	--	--	--	--	--
	7/19/2007	--	--	--	--	--	--	--	--	--	--	--	--
	10/8/2007	--	--	--	--	--	--	--	--	--	--	--	--
	1/9/2008	--	--	--	--	--	--	--	--	--	--	--	--
	4/4/2008	--	--	--	--	--	--	--	--	--	--	--	--
	7/3/2008	--	--	--	--	--	--	--	--	--	--	--	--
	10/3/2008	--	--	--	--	--	--	--	--	--	--	--	--
	1/22/2009	--	--	--	--	--	--	--	--	--	--	--	--
	4/13/2009	--	--	--	--	--	1.4	ND<2.0	19	ND<500	1.4	650	1.2
	7/23/2009	--	--	--	--	--	--	--	--	--	--	--	--
	2/1/2010	--	--	--	--	--	--	--	--	--	--	--	--
	8/2/2010	--	--	--	--	--	--	--	--	--	--	--	--
	1/31/2011	--	--	--	--	--	--	--	--	--	--	--	--
	4/26/2011	--	--	--	--	--	--	--	--	--	--	--	--
	7/25/2011	--	--	--	--	--	--	--	--	--	--	--	--
	10/7/2011	--	--	--	--	--	--	--	--	--	--	--	--
	1/23/2012	--	--	--	--	--	--	--	--	--	--	--	--
	4/6/2012	--	--	--	--	--	--	--	--	--	--	--	--

**Table 8i**  
**Historical Groundwater Analytical Results - Additional Analytes**  
**76 Service Station No. 1156 (351645)**  
**4276 MacArthur Boulevard**  
**Oakland, California**

WELL ID	DATE	Phenol (µg/L)	Pyrene (µg/L)	1,2,4- Trichloro- benzene (µg/L)	2,4,6- Trichloro- phenol (µg/L)	2,4,5- Trichloro- phenol (µg/L)	Carbon (organic, total) (µg/L)	Chromium VI (µg/L)	Chromium (total) (µg/L)	Iron Ferrous (µg/L)	Manganese (dissolved) (µg/L)	Manganese (total) (µg/L)	Molyb- denum (total) (µg/L)
	7/24/2012	--	--	--	--	--	--	--	--	--	--	--	--
	2/8/2013	--	--	--	--	--	--	--	--	--	--	--	--
<b>MW-6</b>	7/18/2002	--	--	--	--	--	--	--	--	--	--	--	--
	10/7/2002	--	--	--	--	--	--	--	--	--	--	--	--
	1/6/2003	--	--	--	--	--	--	--	--	--	--	--	--
	4/7/2003	--	--	--	--	--	--	--	--	--	--	--	--
	7/7/2003	--	--	--	--	--	--	--	--	--	--	--	--
	10/9/2003	--	--	--	--	--	--	--	--	--	--	--	--
	1/14/2004	--	--	--	--	--	--	--	--	--	--	--	--
	4/28/2004	--	--	--	--	--	--	--	--	--	--	--	--
	7/12/2004	--	--	--	--	--	--	--	--	--	--	--	--
	10/25/2004	--	--	--	--	--	--	--	--	--	--	--	--
	1/17/2005	--	--	--	--	--	--	--	--	--	--	--	--
	4/6/2005	--	--	--	--	--	--	--	--	--	--	--	--
	7/8/2005	--	--	--	--	--	--	--	--	--	--	--	--
	10/7/2005	--	--	--	--	--	--	--	--	--	--	--	--
	1/27/2006	--	--	--	--	--	--	--	--	--	--	--	--
	4/28/2006	--	--	--	--	--	--	--	--	--	--	--	--
	7/28/2006	--	--	--	--	--	--	--	--	--	--	--	--
	10/27/2006	--	--	--	--	--	--	--	--	--	--	--	--
	1/10/2007	--	--	--	--	--	--	--	--	--	--	--	--
	4/13/2007	--	--	--	--	--	--	--	--	--	--	--	--
	7/19/2007	--	--	--	--	--	--	--	--	--	--	--	--
	10/8/2007	--	--	--	--	--	--	--	--	--	--	--	--
	1/9/2008	--	--	--	--	--	--	--	--	--	--	--	--
	4/4/2008	--	--	--	--	--	--	--	--	--	--	--	--
	7/3/2008	--	--	--	--	--	--	--	--	--	--	--	--
	10/3/2008	--	--	--	--	--	--	--	--	--	--	--	--
	1/22/2009	--	--	--	--	--	--	--	--	--	--	--	--
	4/13/2009	--	--	--	--	--	1.4	ND<2.0	32	ND<500	14	530	2.6
<b>MW-7</b>	7/18/2002	--	--	--	--	--	--	--	--	--	--	--	--
	10/7/2002	--	--	--	--	--	--	--	--	--	--	--	--
	1/6/2003	--	--	--	--	--	--	--	--	--	--	--	--
	4/7/2003	--	--	--	--	--	--	--	--	--	--	--	--
	7/7/2003	--	--	--	--	--	--	--	--	--	--	--	--
	10/9/2003	--	--	--	--	--	--	--	--	--	--	--	--
	1/14/2004	--	--	--	--	--	--	--	--	--	--	--	--
	4/28/2004	--	--	--	--	--	--	--	--	--	--	--	--
	7/12/2004	--	--	--	--	--	--	--	--	--	--	--	--
	10/25/2004	--	--	--	--	--	--	--	--	--	--	--	--
	1/17/2005	--	--	--	--	--	--	--	--	--	--	--	--
	4/6/2005	--	--	--	--	--	--	--	--	--	--	--	--
	7/8/2005	--	--	--	--	--	--	--	--	--	--	--	--

**Table 8i**  
**Historical Groundwater Analytical Results - Additional Analytes**  
**76 Service Station No. 1156 (351645)**  
**4276 MacArthur Boulevard**  
**Oakland, California**

WELL ID	DATE	Phenol (µg/L)	Pyrene (µg/L)	1,2,4- Trichloro- benzene (µg/L)	2,4,6- Trichloro- phenol (µg/L)	2,4,5- Trichloro- phenol (µg/L)	Carbon (organic, total) (µg/L)	Chromium VI (µg/L)	Chromium (total) (µg/L)	Iron Ferrous (µg/L)	Manganese (dissolved) (µg/L)	Manganese (total) (µg/L)	Molyb- denum (total) (µg/L)
	10/7/2005	--	--	--	--	--	--	--	--	--	--	--	--
	1/27/2006	--	--	--	--	--	--	--	--	--	--	--	--
	4/28/2006	--	--	--	--	--	--	--	--	--	--	--	--
	7/28/2006	--	--	--	--	--	--	--	--	--	--	--	--
	10/27/2006	--	--	--	--	--	--	--	--	--	--	--	--
	1/10/2007	--	--	--	--	--	--	--	--	--	--	--	--
	7/19/2007	--	--	--	--	--	--	--	--	--	--	--	--
	10/8/2007	--	--	--	--	--	--	--	--	--	--	--	--
	1/9/2008	--	--	--	--	--	--	--	--	--	--	--	--
	4/4/2008	--	--	--	--	--	--	--	--	--	--	--	--
	7/3/2008	--	--	--	--	--	--	--	--	--	--	--	--
	10/3/2008	--	--	--	--	--	--	--	--	--	--	--	--
	1/22/2009	--	--	--	--	--	--	--	--	--	--	--	--
	4/13/2009	--	--	--	--	--	2.3	ND<2.0	100	3,200	960	2,300	1.1
	7/23/2009	--	--	--	--	--	--	--	--	--	--	--	--
	2/1/2010	--	--	--	--	--	--	--	--	--	--	--	--
	8/2/2010	--	--	--	--	--	--	--	--	--	--	--	--
	1/31/2011	--	--	--	--	--	--	--	--	--	--	--	--
	4/26/2011	--	--	--	--	--	--	--	--	--	--	--	--
	7/25/2011	--	--	--	--	--	--	--	--	--	--	--	--
	10/7/2011	--	--	--	--	--	--	--	--	--	--	--	--
	1/23/2012	--	--	--	--	--	--	--	--	--	--	--	--
	4/6/2012	--	--	--	--	--	--	--	--	--	--	--	--
	7/24/2012	--	--	--	--	--	--	--	--	--	--	--	--
	2/8/2013	--	--	--	--	--	--	--	--	--	--	--	--
<b>MW-8</b>	1/18/2008	--	--	--	--	--	--	--	--	--	--	--	--
	4/4/2008	--	--	--	--	--	--	--	--	--	--	--	--
	7/3/2008	--	--	--	--	--	--	--	--	--	--	--	--
	10/3/2008	--	--	--	--	--	--	--	--	--	--	--	--
	1/22/2009	--	--	--	--	--	--	--	--	--	--	--	--
	4/13/2009	--	--	--	--	--	0.48	ND<2.0	3.3	130	ND<1.0	47	1.2
	7/23/2009	--	--	--	--	--	--	--	--	--	--	--	--
	2/1/2010	--	--	--	--	--	--	--	--	--	--	--	--

**NOTES:**

ND<# = Analyte not detected at or above indicated practical quantitation limit

-- = Not sampled

µg/L = Micrograms per liter

ID = Identification



**Table 8j**  
**Historical Groundwater Analytical Results - Additional Analytes**  
**76 Service Station No. 1156 (351645)**  
**4276 MacArthur Boulevard**  
**Oakland, California**

WELL ID	DATE	Molybdenum (dissolved) (µg/L)	Selenium (total) (µg/L)	Selenium (dissolved) (µg/L)	Vanadium (total) (µg/L)	Vanadium (dissolved) (µg/L)	Bromate (µg/L)	Bromide (µg/L)	Chloride (µg/L)	Nitrogen as Nitrate (µg/L)	Sulfate (µg/L)	Alkalinity (total) (µg/L)	Specific Conductance (µg/L)
MW-1	7/20/1999	--	--	--	--	--	--	--	--	--	--	--	--
	9/28/1999	--	--	--	--	--	--	--	--	--	--	--	--
	1/7/2000	--	--	--	--	--	--	--	--	--	--	--	--
	3/31/2000	--	--	--	--	--	--	--	--	--	--	--	--
	7/14/2000	--	--	--	--	--	--	--	--	--	--	--	--
	10/3/2000	--	--	--	--	--	--	--	--	--	--	--	--
	1/3/2001	--	--	--	--	--	--	--	--	--	--	--	--
	4/4/2001	--	--	--	--	--	--	--	--	--	--	--	--
	7/17/2001	--	--	--	--	--	--	--	--	--	--	--	--
	10/5/2001	--	--	--	--	--	--	--	--	--	--	--	--
	1/28/2002	--	--	--	--	--	--	--	--	--	--	--	--
	4/25/2002	--	--	--	--	--	--	--	--	--	--	--	--
	7/18/2002	--	--	--	--	--	--	--	--	--	--	--	--
	10/7/2002	--	--	--	--	--	--	--	--	--	--	--	--
	1/6/2003	--	--	--	--	--	--	--	--	--	--	--	--
	4/7/2003	--	--	--	--	--	--	--	--	--	--	--	--
	7/7/2003	--	--	--	--	--	--	--	--	--	--	--	--
	10/9/2003	--	--	--	--	--	--	--	--	--	--	--	--
	1/14/2004	--	--	--	--	--	--	--	--	--	--	--	--
	4/28/2004	--	--	--	--	--	--	--	--	--	--	--	--
	7/12/2004	--	--	--	--	--	--	--	--	--	--	--	--
	10/25/2004	--	--	--	--	--	--	--	--	--	--	--	--
	1/17/2005	--	--	--	--	--	--	--	--	--	--	--	--
	4/6/2005	--	--	--	--	--	--	--	--	--	--	--	--
	7/8/2005	--	--	--	--	--	--	--	--	--	--	--	--
	10/7/2005	--	--	--	--	--	--	--	--	--	--	--	--
	1/27/2006	--	--	--	--	--	--	--	--	--	--	--	--
	4/28/2006	--	--	--	--	--	--	--	--	--	--	--	--
	7/28/2006	--	--	--	--	--	--	--	--	--	--	--	--
	10/27/2006	--	--	--	--	--	--	--	--	--	--	--	--
	1/10/2007	--	--	--	--	--	--	--	--	--	--	--	--
	4/13/2007	--	--	--	--	--	--	--	--	--	--	--	--
	7/19/2007	--	--	--	--	--	--	--	--	--	--	--	--
	1/9/2008	--	--	--	--	--	--	--	--	--	--	--	--
	4/4/2008	--	--	--	--	--	--	--	--	--	--	--	--
	7/3/2008	--	--	--	--	--	--	--	--	--	--	--	--
	10/3/2008	--	--	--	--	--	--	--	--	--	--	--	--
	1/22/2009	--	--	--	--	--	--	--	--	--	--	--	--
	4/13/2009	7.5	ND<2.0	ND<2.0	ND<3.0	ND<3.0	ND<25	0.77	23	ND<0.44	ND<1.0	390	750
	7/23/2009	--	--	--	--	--	--	--	--	--	--	--	--
	2/1/2010	--	--	--	--	--	--	--	--	--	--	--	--
	8/2/2010	--	--	--	--	--	--	--	--	--	--	--	--
MW-1B	11/1/2010	--	--	--	--	--	--	--	--	--	--	--	--

**Table 8j**  
**Historical Groundwater Analytical Results - Additional Analytes**  
**76 Service Station No. 1156 (351645)**  
**4276 MacArthur Boulevard**  
**Oakland, California**

WELL ID	DATE	Molybdenum (dissolved) (µg/L)	Selenium (total) (µg/L)	Selenium (dissolved) (µg/L)	Vanadium (total) (µg/L)	Vanadium (dissolved) (µg/L)	Bromate (µg/L)	Bromide (µg/L)	Chloride (µg/L)	Nitrogen as Nitrate (µg/L)	Sulfate (µg/L)	Alkalinity (total) (µg/L)	Specific Conductance (µg/L)
	1/31/2011	--	--	--	--	--	--	--	--	--	--	--	--
	4/26/2011	--	--	--	--	--	--	--	--	--	--	--	--
	7/25/2011	--	--	--	--	--	--	--	--	--	--	--	--
	10/7/2011	--	--	--	--	--	--	--	--	--	--	--	--
	1/23/2012	--	--	--	--	--	--	--	--	--	--	--	--
	4/6/2012	--	--	--	--	--	--	--	--	--	--	--	--
	7/24/2012	--	--	--	--	--	--	--	--	--	--	--	--
	2/8/2013	--	--	--	--	--	--	--	--	--	--	--	--
<b>MW-2</b>	9/28/1999	--	--	--	--	--	--	--	--	--	--	--	--
	4/4/2001	--	--	--	--	--	--	--	--	--	--	--	--
	7/17/2001	--	--	--	--	--	--	--	--	--	--	--	--
	7/18/2002	--	--	--	--	--	--	--	--	--	--	--	--
	10/7/2002	--	--	--	--	--	--	--	--	--	--	--	--
	1/6/2003	--	--	--	--	--	--	--	--	--	--	--	--
	4/7/2003	--	--	--	--	--	--	--	--	--	--	--	--
	7/7/2003	--	--	--	--	--	--	--	--	--	--	--	--
	10/9/2003	--	--	--	--	--	--	--	--	--	--	--	--
	1/14/2004	--	--	--	--	--	--	--	--	--	--	--	--
	4/28/2004	--	--	--	--	--	--	--	--	--	--	--	--
	7/12/2004	--	--	--	--	--	--	--	--	--	--	--	--
	10/25/2004	--	--	--	--	--	--	--	--	--	--	--	--
	1/17/2005	--	--	--	--	--	--	--	--	--	--	--	--
	4/6/2005	--	--	--	--	--	--	--	--	--	--	--	--
	7/8/2005	--	--	--	--	--	--	--	--	--	--	--	--
	10/7/2005	--	--	--	--	--	--	--	--	--	--	--	--
	1/27/2006	--	--	--	--	--	--	--	--	--	--	--	--
	4/28/2006	--	--	--	--	--	--	--	--	--	--	--	--
	7/28/2006	--	--	--	--	--	--	--	--	--	--	--	--
	10/27/2006	--	--	--	--	--	--	--	--	--	--	--	--
	1/10/2007	--	--	--	--	--	--	--	--	--	--	--	--
	4/13/2007	--	--	--	--	--	--	--	--	--	--	--	--
	7/19/2007	--	--	--	--	--	--	--	--	--	--	--	--
	10/8/2007	--	--	--	--	--	--	--	--	--	--	--	--
	1/9/2008	--	--	--	--	--	--	--	--	--	--	--	--
	4/4/2008	--	--	--	--	--	--	--	--	--	--	--	--
	7/3/2008	--	--	--	--	--	--	--	--	--	--	--	--
	10/3/2008	--	--	--	--	--	--	--	--	--	--	--	--
	1/22/2009	--	--	--	--	--	--	--	--	--	--	--	--
	4/13/2009	ND<1.0	ND<2.0	ND<2.0	31	12	ND<25	0.40	25	0.85	14	350	688
	7/23/2009	--	--	--	--	--	--	--	--	--	--	--	--
	2/1/2010	--	--	--	--	--	--	--	--	--	--	--	--
	8/2/2010	--	--	--	--	--	--	--	--	--	--	--	--

**Table 8j**  
**Historical Groundwater Analytical Results - Additional Analytes**  
**76 Service Station No. 1156 (351645)**  
**4276 MacArthur Boulevard**  
**Oakland, California**

WELL ID	DATE	Molybdenum (dissolved) (µg/L)	Selenium (total) (µg/L)	Selenium (dissolved) (µg/L)	Vanadium (total) (µg/L)	Vanadium (dissolved) (µg/L)	Bromate (µg/L)	Bromide (µg/L)	Chloride (µg/L)	Nitrogen as Nitrate (µg/L)	Sulfate (µg/L)	Alkalinity (total) (µg/L)	Specific Conductance (µg/L)	
MW-2B	11/1/2010	--	--	--	--	--	--	--	--	--	--	--	--	
	1/31/2011	--	--	--	--	--	--	--	--	--	--	--	--	
	4/26/2011	--	--	--	--	--	--	--	--	--	--	--	--	
	7/25/2011	--	--	--	--	--	--	--	--	--	--	--	--	
	10/7/2011	--	--	--	--	--	--	--	--	--	--	--	--	
	1/23/2012	--	--	--	--	--	--	--	--	--	--	--	--	
	4/6/2012	--	--	--	--	--	--	--	--	--	--	--	--	
	7/24/2012	--	--	--	--	--	--	--	--	--	--	--	--	
	2/8/2013	--	--	--	--	--	--	--	--	--	--	--	--	
MW-3	9/28/1999	--	--	--	--	--	--	--	--	--	--	--	--	
	4/4/2001	--	--	--	--	--	--	--	--	--	--	--	--	
	7/17/2001	--	--	--	--	--	--	--	--	--	--	--	--	
	7/18/2002	--	--	--	--	--	--	--	--	--	--	--	--	
	10/7/2002	--	--	--	--	--	--	--	--	--	--	--	--	
	1/6/2003	--	--	--	--	--	--	--	--	--	--	--	--	
	4/7/2003	--	--	--	--	--	--	--	--	--	--	--	--	
	7/7/2003	--	--	--	--	--	--	--	--	--	--	--	--	
	10/9/2003	--	--	--	--	--	--	--	--	--	--	--	--	
	1/14/2004	--	--	--	--	--	--	--	--	--	--	--	--	
	4/28/2004	--	--	--	--	--	--	--	--	--	--	--	--	
	7/12/2004	--	--	--	--	--	--	--	--	--	--	--	--	
	10/25/2004	--	--	--	--	--	--	--	--	--	--	--	--	
	1/17/2005	--	--	--	--	--	--	--	--	--	--	--	--	
	4/6/2005	--	--	--	--	--	--	--	--	--	--	--	--	
	7/8/2005	--	--	--	--	--	--	--	--	--	--	--	--	
	10/7/2005	--	--	--	--	--	--	--	--	--	--	--	--	
	1/27/2006	--	--	--	--	--	--	--	--	--	--	--	--	
	4/28/2006	--	--	--	--	--	--	--	--	--	--	--	--	
	7/28/2006	--	--	--	--	--	--	--	--	--	--	--	--	
	10/27/2006	--	--	--	--	--	--	--	--	--	--	--	--	
	1/10/2007	--	--	--	--	--	--	--	--	--	--	--	--	
	4/13/2007	--	--	--	--	--	--	--	--	--	--	--	--	
	7/19/2007	--	--	--	--	--	--	--	--	--	--	--	--	
	10/8/2007	--	--	--	--	--	--	--	--	--	--	--	--	
	1/9/2008	--	--	--	--	--	--	--	--	--	--	--	--	
	4/4/2008	--	--	--	--	--	--	--	--	--	--	--	--	
	7/3/2008	--	--	--	--	--	--	--	--	--	--	--	--	
	10/3/2008	--	--	--	--	--	--	--	--	--	--	--	--	
	1/22/2009	--	--	--	--	--	--	--	--	--	--	--	--	
	4/13/2009	--	3.7	ND<2.0	ND<2.0	22	ND<3.0	ND<25	0.41	30	2.9	16	360	681
	7/23/2009	--	--	--	--	--	--	--	--	--	--	--	--	--
2/1/2010	--	--	--	--	--	--	--	--	--	--	--	--	--	
8/2/2010	--	--	--	--	--	--	--	--	--	--	--	--	--	

**Table 8j**  
**Historical Groundwater Analytical Results - Additional Analytes**  
**76 Service Station No. 1156 (351645)**  
**4276 MacArthur Boulevard**  
**Oakland, California**

WELL ID	DATE	Molybdenum (dissolved) (µg/L)	Selenium (total) (µg/L)	Selenium (dissolved) (µg/L)	Vanadium (total) (µg/L)	Vanadium (dissolved) (µg/L)	Bromate (µg/L)	Bromide (µg/L)	Chloride (µg/L)	Nitrogen as Nitrate (µg/L)	Sulfate (µg/L)	Alkalinity (total) (µg/L)	Specific Con- ductance (µg/L)	
MW-3B	11/1/2010	--	--	--	--	--	--	--	--	--	--	--	--	
	1/31/2011	--	--	--	--	--	--	--	--	--	--	--	--	
	4/26/2011	--	--	--	--	--	--	--	--	--	--	--	--	
	7/25/2011	--	--	--	--	--	--	--	--	--	--	--	--	
	10/7/2011	--	--	--	--	--	--	--	--	--	--	--	--	
	1/23/2012	--	--	--	--	--	--	--	--	--	--	--	--	
	4/6/2012	--	--	--	--	--	--	--	--	--	--	--	--	
	7/24/2012	--	--	--	--	--	--	--	--	--	--	--	--	--
	2/8/2013	--	--	--	--	--	--	--	--	--	--	--	--	--
MW-4	9/28/1999	--	--	--	--	--	--	--	--	--	--	--	--	
	4/4/2001	--	--	--	--	--	--	--	--	--	--	--	--	
	7/17/2001	--	--	--	--	--	--	--	--	--	--	--	--	
	7/18/2002	--	--	--	--	--	--	--	--	--	--	--	--	
	10/7/2002	--	--	--	--	--	--	--	--	--	--	--	--	
	1/6/2003	--	--	--	--	--	--	--	--	--	--	--	--	
	4/7/2003	--	--	--	--	--	--	--	--	--	--	--	--	
	7/7/2003	--	--	--	--	--	--	--	--	--	--	--	--	--
	10/9/2003	--	--	--	--	--	--	--	--	--	--	--	--	--
	1/14/2004	--	--	--	--	--	--	--	--	--	--	--	--	--
	4/28/2004	--	--	--	--	--	--	--	--	--	--	--	--	--
	7/12/2004	--	--	--	--	--	--	--	--	--	--	--	--	--
	10/25/2004	--	--	--	--	--	--	--	--	--	--	--	--	--
	1/17/2005	--	--	--	--	--	--	--	--	--	--	--	--	--
	4/6/2005	--	--	--	--	--	--	--	--	--	--	--	--	--
	7/8/2005	--	--	--	--	--	--	--	--	--	--	--	--	--
	10/7/2005	--	--	--	--	--	--	--	--	--	--	--	--	--
	1/27/2006	--	--	--	--	--	--	--	--	--	--	--	--	--
	4/28/2006	--	--	--	--	--	--	--	--	--	--	--	--	--
	7/28/2006	--	--	--	--	--	--	--	--	--	--	--	--	--
	10/27/2006	--	--	--	--	--	--	--	--	--	--	--	--	--
	1/10/2007	--	--	--	--	--	--	--	--	--	--	--	--	--
	4/13/2007	--	--	--	--	--	--	--	--	--	--	--	--	--
	7/19/2007	--	--	--	--	--	--	--	--	--	--	--	--	--
	10/8/2007	--	--	--	--	--	--	--	--	--	--	--	--	--
	1/9/2008	--	--	--	--	--	--	--	--	--	--	--	--	--
	4/4/2008	--	--	--	--	--	--	--	--	--	--	--	--	--
7/3/2008	--	--	--	--	--	--	--	--	--	--	--	--	--	
10/3/2008	--	--	--	--	--	--	--	--	--	--	--	--	--	
1/22/2009	--	--	--	--	--	--	--	--	--	--	--	--	--	
4/13/2009	--	6.4	ND<2.0	ND<2.0	13	3.4	ND<25	0.40	37	4.4	23	320	704	
7/23/2009	--	--	--	--	--	--	--	--	--	--	--	--	--	
2/1/2010	--	--	--	--	--	--	--	--	--	--	--	--	--	

**Table 8j**  
**Historical Groundwater Analytical Results - Additional Analytes**  
**76 Service Station No. 1156 (351645)**  
**4276 MacArthur Boulevard**  
**Oakland, California**

WELL ID	DATE	Molybdenum (dissolved) (µg/L)	Selenium (total) (µg/L)	Selenium (dissolved) (µg/L)	Vanadium (total) (µg/L)	Vanadium (dissolved) (µg/L)	Bromate (µg/L)	Bromide (µg/L)	Chloride (µg/L)	Nitrogen as Nitrate (µg/L)	Sulfate (µg/L)	Alkalinity (total) (µg/L)	Specific Con- ductance (µg/L)
	8/2/2010	--	--	--	--	--	--	--	--	--	--	--	--
<b>MW-4B</b>	11/1/2010	--	--	--	--	--	--	--	--	--	--	--	--
	1/31/2011	--	--	--	--	--	--	--	--	--	--	--	--
	4/26/2011	--	--	--	--	--	--	--	--	--	--	--	--
	7/25/2011	--	--	--	--	--	--	--	--	--	--	--	--
	10/7/2011	--	--	--	--	--	--	--	--	--	--	--	--
	1/23/2012	--	--	--	--	--	--	--	--	--	--	--	--
	4/6/2012	--	--	--	--	--	--	--	--	--	--	--	--
	7/24/2012	--	--	--	--	--	--	--	--	--	--	--	--
	2/8/2013	--	--	--	--	--	--	--	--	--	--	--	--
	<b>MW-5</b>	7/18/2002	--	--	--	--	--	--	--	--	--	--	--
10/7/2002		--	--	--	--	--	--	--	--	--	--	--	--
1/6/2003		--	--	--	--	--	--	--	--	--	--	--	--
4/7/2003		--	--	--	--	--	--	--	--	--	--	--	--
7/7/2003		--	--	--	--	--	--	--	--	--	--	--	--
10/9/2003		--	--	--	--	--	--	--	--	--	--	--	--
1/14/2004		--	--	--	--	--	--	--	--	--	--	--	--
4/28/2004		--	--	--	--	--	--	--	--	--	--	--	--
7/12/2004		--	--	--	--	--	--	--	--	--	--	--	--
10/25/2004		--	--	--	--	--	--	--	--	--	--	--	--
1/17/2005		--	--	--	--	--	--	--	--	--	--	--	--
4/6/2005		--	--	--	--	--	--	--	--	--	--	--	--
7/8/2005		--	--	--	--	--	--	--	--	--	--	--	--
10/7/2005		--	--	--	--	--	--	--	--	--	--	--	--
1/27/2006		--	--	--	--	--	--	--	--	--	--	--	--
4/28/2006		--	--	--	--	--	--	--	--	--	--	--	--
7/28/2006		--	--	--	--	--	--	--	--	--	--	--	--
10/27/2006		--	--	--	--	--	--	--	--	--	--	--	--
1/10/2007		--	--	--	--	--	--	--	--	--	--	--	--
4/13/2007		--	--	--	--	--	--	--	--	--	--	--	--
7/19/2007		--	--	--	--	--	--	--	--	--	--	--	--
10/8/2007		--	--	--	--	--	--	--	--	--	--	--	--
1/9/2008		--	--	--	--	--	--	--	--	--	--	--	--
4/4/2008		--	--	--	--	--	--	--	--	--	--	--	--
7/3/2008		--	--	--	--	--	--	--	--	--	--	--	--
10/3/2008		--	--	--	--	--	--	--	--	--	--	--	--
1/22/2009		--	--	--	--	--	--	--	--	--	--	--	--
4/13/2009		1.5	ND<2.0	ND<2.0	59	6.1	ND<25	0.71	68	5.7	26	350	860
7/23/2009		--	--	--	--	--	--	--	--	--	--	--	--
2/1/2010		--	--	--	--	--	--	--	--	--	--	--	--
8/2/2010		--	--	--	--	--	--	--	--	--	--	--	--
1/31/2011		--	--	--	--	--	--	--	--	--	--	--	--

**Table 8j**  
**Historical Groundwater Analytical Results - Additional Analytes**  
**76 Service Station No. 1156 (351645)**  
**4276 MacArthur Boulevard**  
**Oakland, California**

WELL ID	DATE	Molybdenum (dissolved) (µg/L)	Selenium (total) (µg/L)	Selenium (dissolved) (µg/L)	Vanadium (total) (µg/L)	Vanadium (dissolved) (µg/L)	Bromate (µg/L)	Bromide (µg/L)	Chloride (µg/L)	Nitrogen as Nitrate (µg/L)	Sulfate (µg/L)	Alkalinity (total) (µg/L)	Specific Con- ductance (µg/L)
	4/26/2011	--	--	--	--	--	--	--	--	--	--	--	--
	7/25/2011	--	--	--	--	--	--	--	--	--	--	--	--
	10/7/2011	--	--	--	--	--	--	--	--	--	--	--	--
	1/23/2012	--	--	--	--	--	--	--	--	--	--	--	--
	4/6/2012	--	--	--	--	--	--	--	--	--	--	--	--
	7/24/2012	--	--	--	--	--	--	--	--	--	--	--	--
	2/8/2013	--	--	--	--	--	--	--	--	--	--	--	--
<b>MW-6</b>	7/18/2002	--	--	--	--	--	--	--	--	--	--	--	--
	10/7/2002	--	--	--	--	--	--	--	--	--	--	--	--
	1/6/2003	--	--	--	--	--	--	--	--	--	--	--	--
	4/7/2003	--	--	--	--	--	--	--	--	--	--	--	--
	7/7/2003	--	--	--	--	--	--	--	--	--	--	--	--
	10/9/2003	--	--	--	--	--	--	--	--	--	--	--	--
	1/14/2004	--	--	--	--	--	--	--	--	--	--	--	--
	4/28/2004	--	--	--	--	--	--	--	--	--	--	--	--
	7/12/2004	--	--	--	--	--	--	--	--	--	--	--	--
	10/25/2004	--	--	--	--	--	--	--	--	--	--	--	--
	1/17/2005	--	--	--	--	--	--	--	--	--	--	--	--
	4/6/2005	--	--	--	--	--	--	--	--	--	--	--	--
	7/8/2005	--	--	--	--	--	--	--	--	--	--	--	--
	10/7/2005	--	--	--	--	--	--	--	--	--	--	--	--
	1/27/2006	--	--	--	--	--	--	--	--	--	--	--	--
	4/28/2006	--	--	--	--	--	--	--	--	--	--	--	--
	7/28/2006	--	--	--	--	--	--	--	--	--	--	--	--
	10/27/2006	--	--	--	--	--	--	--	--	--	--	--	--
	1/10/2007	--	--	--	--	--	--	--	--	--	--	--	--
	4/13/2007	--	--	--	--	--	--	--	--	--	--	--	--
	7/19/2007	--	--	--	--	--	--	--	--	--	--	--	--
	10/8/2007	--	--	--	--	--	--	--	--	--	--	--	--
	1/9/2008	--	--	--	--	--	--	--	--	--	--	--	--
	4/4/2008	--	--	--	--	--	--	--	--	--	--	--	--
	7/3/2008	--	--	--	--	--	--	--	--	--	--	--	--
	10/3/2008	--	--	--	--	--	--	--	--	--	--	--	--
	1/22/2009	--	--	--	--	--	--	--	--	--	--	--	--
	4/13/2009	2.9	ND<2.0	ND<2.0	80	5.2	ND<25	0.58	72	8.9	37	280	754
<b>MW-7</b>	7/18/2002	--	--	--	--	--	--	--	--	--	--	--	--
	10/7/2002	--	--	--	--	--	--	--	--	--	--	--	--
	1/6/2003	--	--	--	--	--	--	--	--	--	--	--	--
	4/7/2003	--	--	--	--	--	--	--	--	--	--	--	--
	7/7/2003	--	--	--	--	--	--	--	--	--	--	--	--
	10/9/2003	--	--	--	--	--	--	--	--	--	--	--	--
	1/14/2004	--	--	--	--	--	--	--	--	--	--	--	--

**Table 8j**  
**Historical Groundwater Analytical Results - Additional Analytes**  
**76 Service Station No. 1156 (351645)**  
**4276 MacArthur Boulevard**  
**Oakland, California**

WELL ID	DATE	Molybdenum (dissolved) (µg/L)	Selenium (total) (µg/L)	Selenium (dissolved) (µg/L)	Vanadium (total) (µg/L)	Vanadium (dissolved) (µg/L)	Bromate (µg/L)	Bromide (µg/L)	Chloride (µg/L)	Nitrogen as Nitrate (µg/L)	Sulfate (µg/L)	Alkalinity (total) (µg/L)	Specific Conductance (µg/L)
	4/28/2004	--	--	--	--	--	--	--	--	--	--	--	--
	7/12/2004	--	--	--	--	--	--	--	--	--	--	--	--
	10/25/2004	--	--	--	--	--	--	--	--	--	--	--	--
	1/17/2005	--	--	--	--	--	--	--	--	--	--	--	--
	4/6/2005	--	--	--	--	--	--	--	--	--	--	--	--
	7/8/2005	--	--	--	--	--	--	--	--	--	--	--	--
	10/7/2005	--	--	--	--	--	--	--	--	--	--	--	--
	1/27/2006	--	--	--	--	--	--	--	--	--	--	--	--
	4/28/2006	--	--	--	--	--	--	--	--	--	--	--	--
	7/28/2006	--	--	--	--	--	--	--	--	--	--	--	--
	10/27/2006	--	--	--	--	--	--	--	--	--	--	--	--
	1/10/2007	--	--	--	--	--	--	--	--	--	--	--	--
	7/19/2007	--	--	--	--	--	--	--	--	--	--	--	--
	10/8/2007	--	--	--	--	--	--	--	--	--	--	--	--
	1/9/2008	--	--	--	--	--	--	--	--	--	--	--	--
	4/4/2008	--	--	--	--	--	--	--	--	--	--	--	--
	7/3/2008	--	--	--	--	--	--	--	--	--	--	--	--
	10/3/2008	--	--	--	--	--	--	--	--	--	--	--	--
	1/22/2009	--	--	--	--	--	--	--	--	--	--	--	--
	4/13/2009	1.3	ND<2.0	ND<2.0	190	5.6	ND<25	0.50	37	ND<0.44	9.3	430	848
	7/23/2009	--	--	--	--	--	--	--	--	--	--	--	--
	2/1/2010	--	--	--	--	--	--	--	--	--	--	--	--
	8/2/2010	--	--	--	--	--	--	--	--	--	--	--	--
	1/31/2011	--	--	--	--	--	--	--	--	--	--	--	--
	4/26/2011	--	--	--	--	--	--	--	--	--	--	--	--
	7/25/2011	--	--	--	--	--	--	--	--	--	--	--	--
	10/7/2011	--	--	--	--	--	--	--	--	--	--	--	--
	1/23/2012	--	--	--	--	--	--	--	--	--	--	--	--
	4/6/2012	--	--	--	--	--	--	--	--	--	--	--	--
	7/24/2012	--	--	--	--	--	--	--	--	--	--	--	--
	2/8/2013	--	--	--	--	--	--	--	--	--	--	--	--
<b>MW-8</b>	1/18/2008	--	--	--	--	--	--	--	--	--	--	--	--
	4/4/2008	--	--	--	--	--	--	--	--	--	--	--	--
	7/3/2008	--	--	--	--	--	--	--	--	--	--	--	--
	10/3/2008	--	--	--	--	--	--	--	--	--	--	--	--
	1/22/2009	--	--	--	--	--	--	--	--	--	--	--	--
	4/13/2009	1.2	ND<2.0	ND<2.0	12	4.5	ND<25	ND<0.10	81	19	40	210	690
	7/23/2009	--	--	--	--	--	--	--	--	--	--	--	--
	2/1/2010	--	--	--	--	--	--	--	--	--	--	--	--

**Table 8j**  
**Historical Groundwater Analytical Results - Additional Analytes**  
**76 Service Station No. 1156 (351645)**  
**4276 MacArthur Boulevard**  
**Oakland, California**

WELL ID	DATE	Molyb- denum (dissolved) (µg/L)	Selenium (total) (µg/L)	Selenium (dissolved) (µg/L)	Vanadium (total) (µg/L)	Vanadium (dissolved) (µg/L)	Bromate (µg/L)	Bromide (µg/L)	Chloride (µg/L)	Nitrogen as Nitrate (µg/L)	Sulfate (µg/L)	Alkalinity (total) (µg/L)	Specific Con- ductance (µg/L)
---------	------	--	-------------------------------	-----------------------------------	-------------------------------	-----------------------------------	-------------------	-------------------	--------------------	-------------------------------------	-------------------	---------------------------------	--

**NOTES:**

ND<# = Analyte not detected at or above indicated practical quantitation limit  
 -- = Not sampled  
 µg/L = Micrograms per liter  
 ID = Identification



**Table 8k**  
**Historical Groundwater Analytical Results - Additional Analytes**  
**76 Service Station No. 1156 (351645)**  
**4276 MacArthur Boulevard**  
**Oakland, California**

WELL ID	DATE	PRE-PURGE	POST-PURGE	PRE-PURGE	POST-PURGE
		DO (mg/L)	DO (mg/L)	ORP (mV)	ORP (mV)
MW-1	7/20/1999	--	--	--	--
	9/28/1999	--	--	--	--
	1/7/2000	--	--	--	--
	3/31/2000	--	--	--	--
	7/14/2000	--	--	--	--
	10/3/2000	--	--	--	--
	1/3/2001	--	--	--	--
	4/4/2001	--	--	--	--
	7/17/2001	--	--	--	--
	10/5/2001	--	--	--	--
	1/28/2002	--	--	--	--
	4/25/2002	--	--	--	--
	7/18/2002	--	--	--	--
	10/7/2002	--	--	--	--
	1/6/2003	--	--	--	--
	4/7/2003	--	--	--	--
	7/7/2003	--	--	--	--
	10/9/2003	--	--	--	--
	1/14/2004	--	--	--	--
	4/28/2004	--	--	--	--
	7/12/2004	--	--	--	--
	10/25/2004	--	--	--	--
	1/17/2005	--	--	--	--
	4/6/2005	--	--	--	--
	7/8/2005	--	--	--	--
	10/7/2005	--	--	--	--
	1/27/2006	--	--	--	--
	4/28/2006	--	--	--	--
	7/28/2006	--	--	--	--
	10/27/2006	--	--	--	--
	1/10/2007	--	--	--	--
	4/13/2007	--	--	--	--
	7/19/2007	--	--	--	--
	1/9/2008	--	--	--	--
	4/4/2008	--	--	--	--
7/3/2008	--	--	--	--	
10/3/2008	--	--	--	--	
1/22/2009	--	--	--	--	
4/13/2009		0.75	--	-102	--
7/23/2009		2.47	--	-23	--
2/1/2010		1.18	0.81	-98	-108
8/2/2010		0.72	0.59	-82	-97
MW-1B	11/1/2010	2.80	0.93	121	111

**Table 8k**  
**Historical Groundwater Analytical Results - Additional Analytes**  
**76 Service Station No. 1156 (351645)**  
**4276 MacArthur Boulevard**  
**Oakland, California**

WELL ID	DATE	PRE-PURGE	POST-PURGE	PRE-PURGE	POST-PURGE
		DO (mg/L)	DO (mg/L)	ORP (mV)	ORP (mV)
	1/31/2011	2.57	1.32	152	159
	4/26/2011	3.05	1.90	173	182
	7/25/2011	--	--	--	--
	10/7/2011	--	--	--	--
	1/23/2012	1.63	0.67	84	80
	7/24/2012	1.36	0.70	74	95
	2/8/2013	1.8	1.7	52	61
	7/10/2013	2.0	1.8	55	58
	1/16/2014	3.3	1.2	158	99
	<b>7/22/2014</b>	--	--	--	--
<b>MW-2</b>	9/28/1999	--	--	--	--
	4/4/2001	--	--	--	--
	7/17/2001	--	--	--	--
	7/18/2002	--	--	--	--
	10/7/2002	--	--	--	--
	1/6/2003	--	--	--	--
	4/7/2003	--	--	--	--
	7/7/2003	--	--	--	--
	10/9/2003	--	--	--	--
	1/14/2004	--	--	--	--
	4/28/2004	--	--	--	--
	7/12/2004	--	--	--	--
	10/25/2004	--	--	--	--
	1/17/2005	--	--	--	--
	4/6/2005	--	--	--	--
	7/8/2005	--	--	--	--
	10/7/2005	--	--	--	--
	1/27/2006	--	--	--	--
	4/28/2006	--	--	--	--
	7/28/2006	--	--	--	--
	10/27/2006	--	--	--	--
	1/10/2007	--	--	--	--
	4/13/2007	--	--	--	--
	7/19/2007	--	--	--	--
	10/8/2007	--	--	--	--
	1/9/2008	--	--	--	--
	4/4/2008	--	--	--	--
	7/3/2008	--	--	--	--
	10/3/2008	--	--	--	--
	1/22/2009	--	--	--	--
	4/13/2009	0.65	0.49	-27	-15
	7/23/2009	2.57	7.09	56	14
	2/1/2010	2.13	1.51	3	-14

**Table 8k**  
**Historical Groundwater Analytical Results - Additional Analytes**  
**76 Service Station No. 1156 (351645)**  
**4276 MacArthur Boulevard**  
**Oakland, California**

WELL ID	DATE	PRE-PURGE	POST-PURGE	PRE-PURGE	POST-PURGE
		DO (mg/L)	DO (mg/L)	ORP (mV)	ORP (mV)
	8/2/2010	0.97	0.62	-7	-12
<b>MW-2B</b>	11/1/2010	1.30	1.06	113	115
	1/31/2011	1.25	0.89	159	159
	4/26/2011	4.27	2.42	173	180
	7/25/2011	--	--	--	--
	10/7/2011	--	--	--	--
	1/23/2012	0.98	--	108	--
	7/24/2012	0.67	1.10	69	67
	2/8/2013	1.9	1.7	79	86
	7/10/2013	1.7	1.5	54	60
	1/16/2014	2.2	1.8	75	90
	<b>7/22/2014</b>	--	--	--	--
	<b>MW-3</b>	9/28/1999	--	--	--
4/4/2001		--	--	--	--
7/17/2001		--	--	--	--
7/18/2002		--	--	--	--
10/7/2002		--	--	--	--
1/6/2003		--	--	--	--
4/7/2003		--	--	--	--
7/7/2003		--	--	--	--
10/9/2003		--	--	--	--
1/14/2004		--	--	--	--
4/28/2004		--	--	--	--
7/12/2004		--	--	--	--
10/25/2004		--	--	--	--
1/17/2005		--	--	--	--
4/6/2005		--	--	--	--
7/8/2005		--	--	--	--
10/7/2005		--	--	--	--
1/27/2006		--	--	--	--
4/28/2006		--	--	--	--
7/28/2006		--	--	--	--
10/27/2006		--	--	--	--
1/10/2007		--	--	--	--
4/13/2007		--	--	--	--
7/19/2007		--	--	--	--
10/8/2007		--	--	--	--
1/9/2008		--	--	--	--
4/4/2008		--	--	--	--
7/3/2008		--	--	--	--
10/3/2008		--	--	--	--
1/22/2009		--	--	--	--

**Table 8k**  
**Historical Groundwater Analytical Results - Additional Analytes**  
**76 Service Station No. 1156 (351645)**  
**4276 MacArthur Boulevard**  
**Oakland, California**

WELL ID	DATE	PRE-PURGE	POST-PURGE	PRE-PURGE	POST-PURGE
		DO (mg/L)	DO (mg/L)	ORP (mV)	ORP (mV)
	4/13/2009	0.64	0.38	-89	-82
	7/23/2009	5.14	6.14	-22	-56
	2/1/2010	2.12	0.79	-63	-89
	8/2/2010	0.81	0.62	-77	-59
<b>MW-3B</b>	11/1/2010	1.89	0.60	125	117
	1/31/2011	0.88	0.66	161	100
	4/26/2011	1.44	0.92	169	115
	7/25/2011	--	--	--	--
	10/7/2011	--	--	--	--
	1/23/2012	0.83	0.31	84	-9
	7/24/2012	0.64	0.49	-14	-53
	2/8/2013	1.4	1.2	-36	-47
	7/10/2013	1.7	1.4	-29	-32
	1/16/2014	1.5	1.2	-25	-42
	<b>7/22/2014</b>	<b>1.6</b>	<b>1.2</b>	<b>-68</b>	<b>-43</b>
	<b>MW-4</b>	9/28/1999	--	--	--
4/4/2001		--	--	--	--
7/17/2001		--	--	--	--
7/18/2002		--	--	--	--
10/7/2002		--	--	--	--
1/6/2003		--	--	--	--
4/7/2003		--	--	--	--
7/7/2003		--	--	--	--
10/9/2003		--	--	--	--
1/14/2004		--	--	--	--
4/28/2004		--	--	--	--
7/12/2004		--	--	--	--
10/25/2004		--	--	--	--
1/17/2005		--	--	--	--
4/6/2005		--	--	--	--
7/8/2005		--	--	--	--
10/7/2005		--	--	--	--
1/27/2006		--	--	--	--
4/28/2006		--	--	--	--
7/28/2006		--	--	--	--
10/27/2006		--	--	--	--
1/10/2007		--	--	--	--
4/13/2007		--	--	--	--
7/19/2007		--	--	--	--
10/8/2007		--	--	--	--
1/9/2008		--	--	--	--
4/4/2008		--	--	--	--

**Table 8k**  
**Historical Groundwater Analytical Results - Additional Analytes**  
**76 Service Station No. 1156 (351645)**  
**4276 MacArthur Boulevard**  
**Oakland, California**

WELL ID	DATE	PRE-PURGE	POST-PURGE	PRE-PURGE	POST-PURGE
		DO (mg/L)	DO (mg/L)	ORP (mV)	ORP (mV)
	7/3/2008	--	--	--	--
	10/3/2008	--	--	--	--
	1/22/2009	--	--	--	--
	4/13/2009	0.51	1.35	-67	-46
	7/23/2009	2.10	7.23	-28	-48
	2/1/2010	1.67	0.90	-76	-70
	8/2/2010	0.74	0.57	-94	-64
<b>MW-4B</b>	11/1/2010	1.31	0.63	77	83
	1/31/2011	3.13	1.72	151	145
	4/26/2011	4.19	1.97	234	221
	7/25/2011	--	--	--	--
	10/7/2011	--	--	--	--
	1/23/2012	2.18	3.96	161	124
	7/24/2012	1.37	0.91	2	8
	2/8/2013	2.2	2.1	86	95
	7/10/2013	2.4	2.2	24	27
	1/16/2014	2.0	1.5	65	49
	<b>7/22/2014</b>	--	--	--	--
<b>MW-5</b>	7/18/2002	--	--	--	--
	10/7/2002	--	--	--	--
	1/6/2003	--	--	--	--
	4/7/2003	--	--	--	--
	7/7/2003	--	--	--	--
	10/9/2003	--	--	--	--
	1/14/2004	--	--	--	--
	4/28/2004	--	--	--	--
	7/12/2004	--	--	--	--
	10/25/2004	--	--	--	--
	1/17/2005	--	--	--	--
	4/6/2005	--	--	--	--
	7/8/2005	--	--	--	--
	10/7/2005	--	--	--	--
	1/27/2006	--	--	--	--
	4/28/2006	--	--	--	--
	7/28/2006	--	--	--	--
	10/27/2006	--	--	--	--
	1/10/2007	--	--	--	--
	4/13/2007	--	--	--	--
	7/19/2007	--	--	--	--
	10/8/2007	--	--	--	--
	1/9/2008	--	--	--	--
	4/4/2008	--	--	--	--

**Table 8k**  
**Historical Groundwater Analytical Results - Additional Analytes**  
**76 Service Station No. 1156 (351645)**  
**4276 MacArthur Boulevard**  
**Oakland, California**

WELL ID	DATE	PRE-PURGE	POST-PURGE	PRE-PURGE	POST-PURGE
		DO (mg/L)	DO (mg/L)	ORP (mV)	ORP (mV)
	7/3/2008	--	--	--	--
	10/3/2008	--	--	--	--
	1/22/2009	--	--	--	--
	4/13/2009	1.80	0.95	-21	-12
	7/23/2009	1.54	2.08	136	144
	2/1/2010	1.82	1.84	21	23
	8/2/2010	1.78	1.36	171	44
	1/31/2011	1.17	1.00	154	155
	4/26/2011	--	--	--	--
	7/25/2011	--	--	--	--
	10/7/2011	--	--	--	--
	1/23/2012	1.15	0.56	98	84
	7/24/2012	2.74	0.79	40	42
	2/8/2013	2.3	2.1	62	71
	7/10/2013	2.4	2.2	34	37
	1/16/2014	2.6	2.1	125	107
	<b>7/22/2014</b>	--	--	--	--
<b>MW-6</b>	7/18/2002	--	--	--	--
	10/7/2002	--	--	--	--
	1/6/2003	--	--	--	--
	4/7/2003	--	--	--	--
	7/7/2003	--	--	--	--
	10/9/2003	--	--	--	--
	1/14/2004	--	--	--	--
	4/28/2004	--	--	--	--
	7/12/2004	--	--	--	--
	10/25/2004	--	--	--	--
	1/17/2005	--	--	--	--
	4/6/2005	--	--	--	--
	7/8/2005	--	--	--	--
	10/7/2005	--	--	--	--
	1/27/2006	--	--	--	--
	4/28/2006	--	--	--	--
	7/28/2006	--	--	--	--
	10/27/2006	--	--	--	--
	1/10/2007	--	--	--	--
	4/13/2007	--	--	--	--
	7/19/2007	--	--	--	--
	10/8/2007	--	--	--	--
	1/9/2008	--	--	--	--
	4/4/2008	--	--	--	--
	7/3/2008	--	--	--	--
	10/3/2008	--	--	--	--

**Table 8k**  
**Historical Groundwater Analytical Results - Additional Analytes**  
**76 Service Station No. 1156 (351645)**  
**4276 MacArthur Boulevard**  
**Oakland, California**

WELL ID	DATE	PRE-PURGE	POST-PURGE	PRE-PURGE	POST-PURGE
		DO (mg/L)	DO (mg/L)	ORP (mV)	ORP (mV)
	1/22/2009	--	--	--	--
	4/13/2009	0.80	0.54	-40	-32
<b>MW-7</b>	7/18/2002	--	--	--	--
	10/7/2002	--	--	--	--
	1/6/2003	--	--	--	--
	4/7/2003	--	--	--	--
	7/7/2003	--	--	--	--
	10/9/2003	--	--	--	--
	1/14/2004	--	--	--	--
	4/28/2004	--	--	--	--
	7/12/2004	--	--	--	--
	10/25/2004	--	--	--	--
	1/17/2005	--	--	--	--
	4/6/2005	--	--	--	--
	7/8/2005	--	--	--	--
	10/7/2005	--	--	--	--
	1/27/2006	--	--	--	--
	4/28/2006	--	--	--	--
	7/28/2006	--	--	--	--
	10/27/2006	--	--	--	--
	1/10/2007	--	--	--	--
	7/19/2007	--	--	--	--
	10/8/2007	--	--	--	--
	1/9/2008	--	--	--	--
	4/4/2008	--	--	--	--
	7/3/2008	--	--	--	--
	10/3/2008	--	--	--	--
	1/22/2009	--	--	--	--
	4/13/2009	0.80	1.27	-21	-13
	7/23/2009	1.35	0.76	165	165
	2/1/2010	1.86	0.97	-33	-12
	8/2/2010	1.24	0.74	133	41
	1/31/2011	1.22	0.92	156	163
	4/26/2011	--	--	--	--
7/25/2011	--	--	--	--	
10/7/2011	--	--	--	--	
1/23/2012	3.15	0.55	113	106	
7/24/2012	3.14	1.57	-108	-76	
2/8/2013	2.4	2.3	56	67	
7/10/2013	2.1	1.9	52	56	
1/16/2014	2.3	2.1	138	125	
<b>7/22/2014</b>	--	--	--	--	

**Table 8k**  
**Historical Groundwater Analytical Results - Additional Analytes**  
**76 Service Station No. 1156 (351645)**  
**4276 MacArthur Boulevard**  
**Oakland, California**

WELL ID	DATE	PRE-PURGE	POST-PURGE	PRE-PURGE	POST-PURGE
		DO (mg/L)	DO (mg/L)	ORP (mV)	ORP (mV)
<b>MW-8</b>	1/18/2008	--	--	--	--
	4/4/2008	--	--	--	--
	7/3/2008	--	--	--	--
	10/3/2008	--	--	--	--
	1/22/2009	--	--	--	--
	4/13/2009	2.56	1.11	-70	-48
	7/23/2009	4.57	8.40	196	185
	2/1/2010	3.17	2.94	-17	-16
<b>MW-9A</b>	7/10/2013	1.4	1.1	59	58
	1/16/2014	2.2	1.8	28	10
	<b>7/22/2014</b>	<b>1.3</b>	<b>1.0</b>	<b>37</b>	<b>26</b>
<b>MW-9B</b>	7/10/2013	1.3	1.1	71	74
	1/16/2014	0.6	0.7	99	87
	<b>7/22/2014</b>	--	--	--	--
<b>MW-10A</b>	7/10/2013	1.9	1.5	81	84
	1/16/2014	1.0	0.7	34	22
	<b>7/22/2014</b>	<b>1.1</b>	<b>.09</b>	<b>43</b>	<b>33</b>
<b>MW-10B</b>	7/10/2013	1.9	1.7	76	79
	1/16/2014	0.8	0.8	66	57
	<b>7/22/2014</b>	<b>1.1</b>	<b>.08</b>	<b>84</b>	<b>70</b>
<b>MW-10S</b>	<b>7/22/2014</b>	--	--	--	--
<b>MW-11A</b>	7/10/2013	1.6	1.4	43	49
	1/16/2014	1.8	1.7	60	46
	<b>7/22/2014</b>	<b>1.7</b>	<b>1.5</b>	<b>69</b>	<b>54</b>
<b>MW-11B</b>	7/10/2013	1.3	1.1	73	74
	1/16/2014	1.5	1.1	25	-83
	<b>7/22/2014</b>	<b>1.6</b>	<b>1.2</b>	<b>-37</b>	<b>-26</b>
<b>MW-11S</b>	<b>7/22/2014</b>	<b>1.8</b>	<b>1.4</b>	<b>16</b>	<b>6</b>

**NOTES:**

DO = Dissolved oxygen  
 ORP = Oxidation-reduction potential  
 -- = Not monitored  
 mg/L = Milligrams per liter  
 mV = Millivolts  
 ID = Identification



**ATTACHMENT 1**

**Groundwater Sampling/Purge  
Logs**



# GETTLER-RYAN INC.



## TRANSMITTAL

August 1, 2014  
G-R #385646

TO: Ms. Brenda Evans  
AECOM  
1220 Avenida Acaso  
Camarillo, California 93012

FROM: Deanna L. Harding  
Project Coordinator  
Gettler-Ryan Inc.  
6805 Sierra Court, Suite G  
Dublin, California 94568

RE: **Chevron Facility**  
**#351645/1156**  
**4276 Mac Arthur Boulevard**  
**Oakland, California**

WE HAVE ENCLOSED THE FOLLOWING:

COPIES	DESCRIPTION
VIA PDF	Groundwater Monitoring and Sampling Data Package Second Semi-Annual Event of July 22, 2014

### COMMENTS:

Pursuant to your request, we are providing you with copies of the above referenced data for your use.

Please provide us the updated historical data prior to the next monitoring and sampling event for our field use.

Please feel free to contact me if you have any comments/questions.

trans/351645/1156

# WELL CONDITION STATUS SHEET

Client/  
 Facility #: Chevron #351645 / 1156  
 Site Address: 4276 Macarthur Blvd.  
 City: Oakland, CA

Job #: 385646  
 Event Date: 7/22/14  
 Sampler: 3J

WELL ID	Vault Frame Condition	Gasket/O-Ring (M) Missing (R) Replaced	Bolts (M) Missing (R) Replaced	Bolt Flanges B=Broken S=Stripped R=Retap	Apron Condition C=Cracked B=Broken G=Gone	Grout Seal (Deficient) Inches from TOC	Casing (Condition prevents tight cap seal)	REPLACE LOCK Y/N	REPLACE CAP Y/N	WELL VAULT Manufacture/Size/ # of Bolts	Pictures Taken Y/N
MW-1B	OK							✓	✓	12" emco	✓
MW-2B	OK										
MW-3B	OK										
MW-4B	OK										
MW-5	OK									8" BL	
MW-7	OK			1XS	OK					12" emco	
MW-9A	OK									8" emco	
MW-9B	OK										
MW-10A	OK										
MW-10D	OK										
MW-10S	OK									12" emco	
MW-11A	OK									8" emco	
MW-11D	OK										
MW-11S	OK									12" emco	

Comments \_\_\_\_\_  
 \_\_\_\_\_  
 \_\_\_\_\_

## STANDARD OPERATING PROCEDURE - GROUNDWATER SAMPLING

Gettler-Ryan Inc. (GR) field personnel adhere to the following procedures for the collection and handling of groundwater samples prior to analysis by the analytical laboratory. All work is performed in accordance with the GR Health & Safety Plan and all client-specific programs. The scope of work and type of analysis to be performed is determined prior to commencing field work.

Prior to sampling, the presence or absence of free-phase hydrocarbons is determined using an interface probe. Product thickness, if present, is measured to the nearest 0.01 foot and is noted in the field notes. In addition, all depth to water level measurements are collected with a static water level indicator and are also recorded in the field notes, prior to purging and sampling any wells.

After water levels are collected and prior to sampling, if purging is to occur, each well is purged a minimum of three well casing volumes of water using pre-cleaned pumps (stack, peristaltic or Grundfos), or disposable bailers. Temperature, pH and electrical conductivity are measured a minimum of three times during the purging (additional parameters such as dissolved oxygen, oxidation reduction potential, turbidity may also be measured, depending on specific scope of work.). Purging continues until these parameters stabilize.

Groundwater samples are collected using disposable bailers. The water samples are transferred from the bailer into appropriate containers. Pre-preserved containers, supplied by analytical laboratories, are used. When pre-preserved containers are not available, the laboratory is instructed to preserve the sample as appropriate. Duplicate samples are collected for the laboratory to use in maintaining quality assurance/quality control standards, as directed by the scope of work. The samples are labeled to include the job number, sample identification, collection date and time, analysis, preservation (if any), and the sample collector's initials. The water samples are placed in a cooler, maintained at 4°C for transport to the laboratory. Once collected in the field, all samples are maintained under chain of custody until delivered to the laboratory.

The chain of custody document includes the job number, type of preservation, if any, analysis requested, sample identification, date and time collected, and the sample collector's name. The chain of custody is signed and dated (including time of transfer) by each person who receives or surrenders the samples, beginning with the field personnel and ending with the laboratory personnel.

A laboratory supplied trip blank accompanies each sampling set. The trip blank is analyzed for some or all of the same compounds as the groundwater samples.

As requested by Chevron Environmental Management Company, the purge water and decontamination water generated during sampling activities is transported by Clean Harbors Environmental Services to Seaport Environmental located in Redwood City, California.



# GETTLER-RYAN INC.

## WELL MONITORING/SAMPLING FIELD DATA SHEET

Client/Facility#: Chevron #351645 / 1156  
 Site Address: 4276 Macarthur Blvd.  
 City: Oakland, CA

Job Number: 385646  
 Event Date: 7/22/14 (inclusive)  
 Sampler: SH

Well ID: MW-13  
 Well Diameter: 2 in.  
 Total Depth: 24.92 ft.  
 Depth to Water: 7.18 ft.  
17.74 xVF = \_\_\_\_\_ x3 case volume = Estimated Purge Volume: \_\_\_\_\_ gal.

Date Monitored: 7/22/14

Volume	3/4"= 0.02	1"= 0.04	2"= 0.17	3"= 0.38
Factor (VF)	4"= 0.66	5"= 1.02	6"= 1.50	12"= 5.80

Check if water column is less than 0.50 ft.

Depth to Water w/ 80% Recharge [(Height of Water Column x 0.20) + DTW]: \_\_\_\_\_

### Purge Equipment:

Disposable Bailer \_\_\_\_\_  
 Stainless Steel Bailer \_\_\_\_\_  
 Stack Pump \_\_\_\_\_  
 Peristaltic Pump \_\_\_\_\_  
 QED Bladder Pump \_\_\_\_\_  
 Other: \_\_\_\_\_

### Sampling Equipment:

Disposable Bailer \_\_\_\_\_  
 Pressure Bailer \_\_\_\_\_  
 Metal Filters \_\_\_\_\_  
 Peristaltic Pump \_\_\_\_\_  
 QED Bladder Pump \_\_\_\_\_  
 Other: \_\_\_\_\_

Time Started: _____ (2400 hrs)
Time Completed: _____ (2400 hrs)
Depth to Product: _____ ft
Depth to Water: _____ ft
Hydrocarbon Thickness: _____ ft
Visual Confirmation/Description: _____
Skimmer / Absorbant Sock (circle one)
Amt Removed from Skimmer: _____ ltr
Amt Removed from Well: _____ ltr
Water Removed: _____ ltr

Start Time (purge): \_\_\_\_\_ Weather Conditions: \_\_\_\_\_  
 Sample Time/Date: \_\_\_\_\_ / \_\_\_\_\_ Water Color: \_\_\_\_\_ Odor: Y / N  
 Approx. Flow Rate: \_\_\_\_\_ gpm. Sediment Description: \_\_\_\_\_  
 Did well de-water? \_\_\_\_\_ If yes, Time: \_\_\_\_\_ Volume: \_\_\_\_\_ gal. DTW @ Sampling: \_\_\_\_\_

Time (2400 hr.)	Volume (gal.)	pH	Conductivity (µS / mS µmhos/cm)	Temperature (C / F)	D.O. (mg/L)	ORP (mV)
PRE: _____	_____	PRE: _____	PRE: _____	PRE: _____	PRE: _____	PRE: _____
_____	_____	_____	_____	_____	_____	_____
_____	_____	_____	_____	_____	_____	_____

### LABORATORY INFORMATION

SAMPLE ID	(#) CONTAINER	REFRIG.	PRESERV. TYPE	LABORATORY	ANALYSES
MW-	x voa vial	YES	HCL	BC LABS	TPH-GRO(8015)/BTEX(8021)/MTBE(8260)/8 OXYS(8260)
	x 1 liter ambers	YES	NP	BC LABS	TPH-DRO w/sgc(8015M)
	x 1 liter ambers	YES	HCL	BC LABS	OIL & GREASE(1664)
	x 250ml poly	YES	HCL	BC LABS	FERROUS IRON(SM20 3500 Fe B)
	x voa vial	YES	NP	BC LABS	METHANE(RSK-175)
	x 500ml poly	YES	NP	BC LABS	NITRATE/SULFATE(EPA 300.0)
	x 500ml poly	YES	HNO3	BC LABS	DISSOLVED MANGANESE(200.7)

COMMENTS: \_\_\_\_\_

*M/0*

Add/Replaced Gasket: \_\_\_\_\_ Add/Replaced Bolt: \_\_\_\_\_ Add/Replaced Lock: \_\_\_\_\_ Add/Replaced Plug: \_\_\_\_\_



# GETTLER - RYAN INC.

## WELL MONITORING/SAMPLING FIELD DATA SHEET

Client/Facility#: Chevron #351645 / 1156  
 Site Address: 4276 Macarthur Blvd.  
 City: Oakland, CA

Job Number: 385646  
 Event Date: 7/22/14 (inclusive)  
 Sampler: JH

Well ID: MW- 2D  
 Well Diameter: 2 in.  
 Total Depth: 24.89 ft.  
 Depth to Water: 6.18 ft.  
18.71 xVF \_\_\_\_\_ = \_\_\_\_\_ x3 case volume = Estimated Purge Volume: \_\_\_\_\_ gal.

Date Monitored: 7/22/14

Volume	3/4"= 0.02	1"= 0.04	2"= 0.17	3"= 0.38
Factor (VF)	4"= 0.66	5"= 1.02	6"= 1.50	12"= 5.80

Check if water column is less than 0.50 ft.

Depth to Water w/ 80% Recharge [(Height of Water Column x 0.20) + DTW]: ✓

**Purge Equipment:**  
 Disposable Bailer \_\_\_\_\_  
 Stainless Steel Bailer \_\_\_\_\_  
 Stack Pump \_\_\_\_\_  
 Peristaltic Pump \_\_\_\_\_  
 QED Bladder Pump \_\_\_\_\_  
 Other: \_\_\_\_\_

**Sampling Equipment:**  
 Disposable Bailer \_\_\_\_\_  
 Pressure Bailer \_\_\_\_\_  
 Metal Filters \_\_\_\_\_  
 Peristaltic Pump \_\_\_\_\_  
 QED Bladder Pump \_\_\_\_\_  
 Other: \_\_\_\_\_

Time Started: \_\_\_\_\_ (2400 hrs)  
 Time Completed: \_\_\_\_\_ (2400 hrs)  
 Depth to Product: \_\_\_\_\_ ft  
 Depth to Water: \_\_\_\_\_ ft  
 Hydrocarbon Thickness: \_\_\_\_\_ ft  
 Visual Confirmation/Description: \_\_\_\_\_  
 Skimmer / Absorbant Sock (circle one)  
 Amt Removed from Skimmer: \_\_\_\_\_ ltr  
 Amt Removed from Well: \_\_\_\_\_ ltr  
 Water Removed: \_\_\_\_\_ ltr

Start Time (purge): \_\_\_\_\_ Weather Conditions: \_\_\_\_\_  
 Sample Time/Date: \_\_\_\_\_ / \_\_\_\_\_ Water Color: \_\_\_\_\_ Odor: Y / N  
 Approx. Flow Rate: \_\_\_\_\_ gpm. Sediment Description: \_\_\_\_\_  
 Did well de-water? \_\_\_\_\_ If yes, Time: \_\_\_\_\_ Volume: \_\_\_\_\_ gal. DTW @ Sampling: \_\_\_\_\_

Time (2400 hr.)	Volume (gal.)	pH	Conductivity (µS / mS µmhos/cm)	Temperature (C / F)	D.O. (mg/L)	ORP (mV)
PRE: _____	PRE: _____	PRE: _____	PRE: _____	PRE: _____	PRE: _____	PRE: _____
_____	_____	_____	_____	_____	_____	_____
_____	_____	_____	_____	_____	_____	_____

### LABORATORY INFORMATION

SAMPLE ID	(#) CONTAINER	REFRIG.	PRESERV. TYPE	LABORATORY	ANALYSES
MW-	x voa vial	YES	HCL	BC LABS	TPH-GRO(8015)/BTEX(8021)/MTBE(8260)/8 OXYS(8260)
	x 1 liter ambers	YES	NP	BC LABS	TPH-DRO w/sgc(8015M)
	x 1 liter ambers	YES	HCL	BC LABS	OIL & GREASE(1664)
	x 250ml poly	YES	HCL	BC LABS	FERROUS IRON(SM20.3500-Fe B)
	x voa vial	YES	NP	BC LABS	METHANE(RSK-175)
	x 500ml poly	YES	NP	BC LABS	NITRATE/SULFATE(EPA 300.0)
	x 500ml poly	YES	HNO3	BC LABS	DISSOLVED MANGANESE(200.7)

COMMENTS: M10

Add/Replaced Gasket: \_\_\_\_\_ Add/Replaced Bolt: \_\_\_\_\_ Add/Replaced Lock: \_\_\_\_\_ Add/Replaced Plug: \_\_\_\_\_



# GETTLER-RYAN INC.

## WELL MONITORING/SAMPLING FIELD DATA SHEET

Client/Facility#: Chevron #351645 / 1156  
 Site Address: 4276 Macarthur Blvd.  
 City: Oakland, CA

Job Number: 385646  
 Event Date: 7/22/14 (inclusive)  
 Sampler: JH

Well ID: MW-3B  
 Well Diameter: 2 in.  
 Total Depth: 24.95 ft.  
 Depth to Water: 6.89 ft.  
18.06 xVF .17 = 3.07

Date Monitored: 7/22/14

Volume	3/4"= 0.02	1"= 0.04	2"= 0.17	3"= 0.38
Factor (VF)	4"= 0.66	5"= 1.02	6"= 1.50	12"= 5.80

Check if water column is less than 0.50 ft.

x3 case volume = Estimated Purge Volume: 9.21 gal.

Depth to Water w/ 80% Recharge [(Height of Water Column x 0.20) + DTW]: 10.50

**Purge Equipment:**  
 Disposable Bailer: X  
 Stainless Steel Bailer: \_\_\_\_\_  
 Stack Pump: \_\_\_\_\_  
 Peristaltic Pump: \_\_\_\_\_  
 QED Bladder Pump: \_\_\_\_\_  
 Other: \_\_\_\_\_

**Sampling Equipment:**  
 Disposable Bailer: X  
 Pressure Bailer: X  
 Metal Filters: X  
 Peristaltic Pump: \_\_\_\_\_  
 QED Bladder Pump: \_\_\_\_\_  
 Other: \_\_\_\_\_

Time Started: \_\_\_\_\_ (2400 hrs)  
 Time Completed: \_\_\_\_\_ (2400 hrs)  
 Depth to Product: \_\_\_\_\_ ft  
 Depth to Water: \_\_\_\_\_ ft  
 Hydrocarbon Thickness: \_\_\_\_\_ ft  
 Visual Confirmation/Description: \_\_\_\_\_  
 Skimmer / Absorbant Sock (circle one)  
 Amt Removed from Skimmer: \_\_\_\_\_ ltr  
 Amt Removed from Well: \_\_\_\_\_ ltr  
 Water Removed: \_\_\_\_\_ ltr

Start Time (purge): 0705  
 Sample Time/Date: 0755 / 7/22/14  
 Approx. Flow Rate: \_\_\_\_\_ gpm.  
 Did well de-water? no If yes, Time: \_\_\_\_\_ Volume: \_\_\_\_\_ gal.

Weather Conditions: cloudy  
 Water Color: cloudy Odor: (D) N Strong  
 Sediment Description: light  
 DTW @ Sampling: 7.90

Time (2400 hr.)	Volume (gal.)	pH	Conductivity (µS) mS (µmhos/cm)	Temperature (C) (F)	D.O. (mg/L)	ORP (mV)
PRE: 0705	_____	PRE: 7.49	PRE: 1368	PRE: 20.6	PRE: 1.6	PRE: -68
0715	3	7.42	1397	20.4	1.3	-60
0725	6	7.36	1342	20.3	1.2	-51
0735	9	7.28	1340	20.3	1.2	-43

### LABORATORY INFORMATION

SAMPLE ID	(#) CONTAINER	REFRIG.	PRESERV. TYPE	LABORATORY	ANALYSES
MW-3B	6 x voa vial	YES	HCL	BC LABS	TPH-GRO(8015)/BTEX(8021)/MTBE(8260)/8 OXYS(8260)
	2 x 1 liter ambers	YES	NP	BC LABS	TPH-DRO w/sgc(8015M)
	1 x 1 liter ambers	YES	HCL	BC LABS	OIL & GREASE(1664)
	1 x 250ml poly	YES	HCL	BC LABS	FERROUS IRON(SM20 3500 Fe B)
	2 x voa vial	YES	NP	BC LABS	METHANE(RSK-175)
	1 x 500ml poly	YES	NP	BC LABS	NITRATE/SULFATE(EPA 300.0)
	1 x 500ml poly	YES	HNO3	BC LABS	DISSOLVED MANGANESE(200.7)

COMMENTS: slow Recovery



# GETTLER-RYAN INC.

## WELL MONITORING/SAMPLING FIELD DATA SHEET

Client/Facility#: Chevron #351645 / 1156  
 Site Address: 4276 Macarthur Blvd.  
 City: Oakland, CA

Job Number: 385646  
 Event Date: 7/22/14 (inclusive)  
 Sampler: JH

Well ID: MW-4B  
 Well Diameter: 2 in.  
 Total Depth: 24.83 ft.  
 Depth to Water: 6.80 ft.  
18.03 xVF = \_\_\_\_\_ x3 case volume = Estimated Purge Volume: \_\_\_\_\_ gal.

Date Monitored: 7/22/14

Volume	3/4"= 0.02	1"= 0.04	2"= 0.17	3"= 0.38
Factor (VF)	4"= 0.66	5"= 1.02	6"= 1.50	12"= 5.80

Check if water column is less than 0.50 ft.

Depth to Water w/ 80% Recharge [(Height of Water Column x 0.20) + DTW]: \_\_\_\_\_

**Purge Equipment:**  
 Disposable Bailer \_\_\_\_\_  
 Stainless Steel Bailer \_\_\_\_\_  
 Stack Pump \_\_\_\_\_  
 Peristaltic Pump \_\_\_\_\_  
 QED Bladder Pump \_\_\_\_\_  
 Other: \_\_\_\_\_

**Sampling Equipment:**  
 Disposable Bailer \_\_\_\_\_  
 Pressure Bailer \_\_\_\_\_  
 Metal Filters \_\_\_\_\_  
 Peristaltic Pump \_\_\_\_\_  
 QED Bladder Pump \_\_\_\_\_  
 Other: \_\_\_\_\_

Time Started: \_\_\_\_\_ (2400 hrs)  
 Time Completed: \_\_\_\_\_ (2400 hrs)  
 Depth to Product: \_\_\_\_\_ ft  
 Depth to Water: \_\_\_\_\_ ft  
 Hydrocarbon Thickness: \_\_\_\_\_ ft  
 Visual Confirmation/Description: \_\_\_\_\_  
 Skimmer / Absorbant Sock (circle one)  
 Amt Removed from Skimmer: \_\_\_\_\_ ltr  
 Amt Removed from Well: \_\_\_\_\_ ltr  
 Water Removed: \_\_\_\_\_ ltr

Start Time (purge): \_\_\_\_\_ Weather Conditions: \_\_\_\_\_  
 Sample Time/Date: \_\_\_\_\_ / \_\_\_\_\_ Water Color: \_\_\_\_\_ Odor: Y / N  
 Approx. Flow Rate: \_\_\_\_\_ gpm. Sediment Description: \_\_\_\_\_  
 Did well de-water? \_\_\_\_\_ If yes, Time: \_\_\_\_\_ Volume: \_\_\_\_\_ gal. DTW @ Sampling: \_\_\_\_\_

Time (2400 hr.)	Volume (gal.)	pH	Conductivity (µS / mS µmhos/cm)	Temperature (C / F)	D.O. (mg/L)	ORP (mV)
PRE:	_____	PRE:	PRE:	PRE:	PRE:	PRE:
_____	_____	_____	_____	_____	_____	_____
_____	_____	_____	_____	_____	_____	_____

### LABORATORY INFORMATION

SAMPLE ID	(#) CONTAINER	REFRIG.	PRESERV. TYPE	LABORATORY	ANALYSES
MW-	x voa vial	YES	HCL	BC LABS	TPH-GRO(8015)/BTEX(8021)/MTBE(8260)/8 OXYS(8260)
	x 1 liter ambers	YES	NP	BC LABS	TPH-DRO w/sgc(8015M)
	x 1 liter ambers	YES	HCL	BC LABS	OIL & GREASE(1664)
	x 250ml poly	YES	HCL	BC LABS	FERROUS IRON(SM20 3500 Fe B)
	x voa vial	YES	NP	BC LABS	METHANE(RSK-175)
	x 500ml poly	YES	NP	BC LABS	NITRATE/SULFATE(EPA 300.0)
	x 500ml poly	YES	HNO3	BC LABS	DISSOLVED MANGANESE(200.7)

COMMENTS: mlo





# GETTLER-RYAN INC.

## WELL MONITORING/SAMPLING FIELD DATA SHEET

Client/Facility#: Chevron #351645 / 1156  
 Site Address: 4276 Macarthur Blvd.  
 City: Oakland, CA

Job Number: 385646  
 Event Date: 7/22/14 (inclusive)  
 Sampler: SH

Well ID: MW-5  
 Well Diameter: 2 in.  
 Total Depth: 25.33 ft.  
 Depth to Water: 3.13 ft.  
22.20 xVF = \_\_\_\_\_ x3 case volume = Estimated Purge Volume: \_\_\_\_\_ gal.

Date Monitored: 7/22/14

Volume	3/4"= 0.02	1"= 0.04	2"= 0.17	3"= 0.38
Factor (VF)	4"= 0.66	5"= 1.02	6"= 1.50	12"= 5.80

Check if water column is less than 0.50 ft.

Depth to Water w/ 80% Recharge [(Height of Water Column x 0.20) + DTW]: \_\_\_\_\_

**Purge Equipment:**

Disposable Bailer \_\_\_\_\_  
 Stainless Steel Bailer \_\_\_\_\_  
 Stack Pump \_\_\_\_\_  
 Peristaltic Pump \_\_\_\_\_  
 QED Bladder Pump \_\_\_\_\_  
 Other: \_\_\_\_\_

**Sampling Equipment:**

Disposable Bailer \_\_\_\_\_  
 Pressure Bailer \_\_\_\_\_  
 Metal Filters \_\_\_\_\_  
 Peristaltic Pump \_\_\_\_\_  
 QED Bladder Pump \_\_\_\_\_  
 Other: \_\_\_\_\_

Time Started: _____ (2400 hrs)
Time Completed: _____ (2400 hrs)
Depth to Product: _____ ft
Depth to Water: _____ ft
Hydrocarbon Thickness: _____ ft
Visual Confirmation/Description: _____
Skimmer / Absorbant Sock (circle one)
Amt Removed from Skimmer: _____ ltr
Amt Removed from Well: _____ ltr
Water Removed: _____ ltr

Start Time (purge): \_\_\_\_\_ Weather Conditions: \_\_\_\_\_  
 Sample Time/Date: \_\_\_\_\_ / \_\_\_\_\_ Water Color: \_\_\_\_\_ Odor: Y / N  
 Approx. Flow Rate: \_\_\_\_\_ gpm. Sediment Description: \_\_\_\_\_  
 Did well de-water? \_\_\_\_\_ If yes, Time: \_\_\_\_\_ Volume: \_\_\_\_\_ gal. DTW @ Sampling: \_\_\_\_\_

Time (2400 hr.)	Volume (gal.)	pH	Conductivity (µS / mS µmhos/cm)	Temperature (C / F)	D.O. (mg/L)	ORP (mV)
PRE: _____	PRE: _____	PRE: _____	PRE: _____	PRE: _____	PRE: _____	PRE: _____
_____	_____	_____	_____	_____	_____	_____
_____	_____	_____	_____	_____	_____	_____

**LABORATORY INFORMATION**

SAMPLE ID	(#) CONTAINER	REFRIG.	PRESERV. TYPE	LABORATORY	ANALYSES
MW-	x voa vial	YES	HCL	BC LABS	TPH-GRO(8015)/BTEX(8021)/MTBE(8260)/8 OXYS(8260)
	x 1 liter ambers	YES	NP	BC LABS	TPH-DRO w/sgc(8015M)
	x 1 liter ambers	YES	HCL	BC LABS	OIL & GREASE(1664)
	x 250ml poly	YES	HCL	BC LABS	FERROUS IRON(SM20 3500 Fe B)
	x voa vial	YES	NP	BC LABS	METHANE(RSK-175)
	x 500ml poly	YES	NP	BC LABS	NITRATE/SULFATE(EPA 300.0)
	x 500ml poly	YES	HNO3	BC LABS	DISSOLVED MANGANESE(200.7)

**COMMENTS:**

*M/S*

Add/Replaced Gasket: \_\_\_\_\_ Add/Replaced Bolt: \_\_\_\_\_ Add/Replaced Lock: \_\_\_\_\_ Add/Replaced Plug: \_\_\_\_\_



# GETTLER-RYAN INC.

## WELL MONITORING/SAMPLING FIELD DATA SHEET

Client/Facility#: Chevron #351645 / 1156  
 Site Address: 4276 Macarthur Blvd.  
 City: Oakland, CA

Job Number: 385646  
 Event Date: 7/22/14 (inclusive)  
 Sampler: JH

Well ID: MW-7  
 Well Diameter: 2 in.  
 Total Depth: 23.92 ft.  
 Depth to Water: 7.40 ft.  
16.52 xVF = \_\_\_\_\_ = \_\_\_\_\_ x3 case volume = Estimated Purge Volume: \_\_\_\_\_ gal.

Date Monitored: 7/22/14

Volume	3/4"= 0.02	1"= 0.04	2"= 0.17	3"= 0.38
Factor (VF)	4"= 0.66	5"= 1.02	6"= 1.50	12"= 5.80

Check if water column is less than 0.50 ft.

Depth to Water w/ 80% Recharge [(Height of Water Column x 0.20) + DTW]: \_\_\_\_\_

**Purge Equipment:**

Disposable Bailer \_\_\_\_\_  
 Stainless Steel Bailer \_\_\_\_\_  
 Stack Pump \_\_\_\_\_  
 Peristaltic Pump \_\_\_\_\_  
 QED Bladder Pump \_\_\_\_\_  
 Other: \_\_\_\_\_

**Sampling Equipment:**

Disposable Bailer \_\_\_\_\_  
 Pressure Bailer \_\_\_\_\_  
 Metal Filters \_\_\_\_\_  
 Peristaltic Pump \_\_\_\_\_  
 QED Bladder Pump \_\_\_\_\_  
 Other: \_\_\_\_\_

Time Started: \_\_\_\_\_ (2400 hrs)  
 Time Completed: \_\_\_\_\_ (2400 hrs)  
 Depth to Product: \_\_\_\_\_ ft  
 Depth to Water: \_\_\_\_\_ ft  
 Hydrocarbon Thickness: \_\_\_\_\_ ft  
 Visual Confirmation/Description: \_\_\_\_\_  
 Skimmer / Absorbant Sock (circle one)  
 Amt Removed from Skimmer: \_\_\_\_\_ ltr  
 Amt Removed from Well: \_\_\_\_\_ ltr  
 Water Removed: \_\_\_\_\_ ltr

Start Time (purge): \_\_\_\_\_ Weather Conditions: \_\_\_\_\_  
 Sample Time/Date: \_\_\_\_\_ / \_\_\_\_\_ Water Color: \_\_\_\_\_ Odor: Y / N  
 Approx. Flow Rate: \_\_\_\_\_ gpm. Sediment Description: \_\_\_\_\_  
 Did well de-water? \_\_\_\_\_ If yes, Time: \_\_\_\_\_ Volume: \_\_\_\_\_ gal. DTW @ Sampling: \_\_\_\_\_

Time (2400 hr.)	Volume (gal.)	pH	Conductivity (µS / mS µmhos/cm)	Temperature (C / F)	D.O. (mg/L)	ORP (mV)
PRE:	_____	PRE:	PRE:	PRE:	PRE:	PRE:
_____	_____	_____	_____	_____	_____	_____
_____	_____	_____	_____	_____	_____	_____

**LABORATORY INFORMATION**

SAMPLE ID	(#) CONTAINER	REFRIG.	PRESERV. TYPE	LABORATORY	ANALYSES
MW-	x voa vial	YES	HCL	BC LABS	TPH-GRO(8015)/BTEX(8021)/MTBE(8260)/8 OXYS(8260)
	x 1 liter ambers	YES	NP	BC LABS	TPH-DRO w/sgc(8015M)
	x 1 liter ambers	YES	HCL	BC LABS	OIL & GREASE(1664)
	x 250ml poly	YES	HCL	BC LABS	FERROUS IRON(SM20 3500 Fe B)
	x voa vial	YES	NP	BC LABS	METHANE(BSK 175)
	x 500ml poly	YES	NP	BC LABS	NITRATE/SULFATE(EPA 300.0)
	x 500ml poly	YES	HNO3	BC LABS	DISSOLVED MANGANESE(200.7)

COMMENTS: M/O



# GETTLER-RYAN INC.

## WELL MONITORING/SAMPLING FIELD DATA SHEET

Client/Facility#: Chevron #351645 / 1156  
 Site Address: 4276 Macarthur Blvd.  
 City: Oakland, CA

Job Number: 385646  
 Event Date: 7/22/14 (inclusive)  
 Sampler: JH

Well ID: MW-9A  
 Well Diameter: 2 in.  
 Total Depth: 15.11 ft.  
 Depth to Water: 8.65 ft.  
6.46 xVF .17 = 1.09

Date Monitored: 7/22/14

Volume	3/4"= 0.02	1"= 0.04	2"= 0.17	3"= 0.38
Factor (VF)	4"= 0.66	5"= 1.02	6"= 1.50	12"= 5.80

Check if water column is less than 0.50 ft.

x3 case volume = Estimated Purge Volume: 3.29 gal.

Depth to Water w/ 80% Recharge [(Height of Water Column x 0.20) + DTW]: 9.94

### Purge Equipment:

Disposable Bailer: X  
 Stainless Steel Bailer: \_\_\_\_\_  
 Stack Pump: \_\_\_\_\_  
 Peristaltic Pump: \_\_\_\_\_  
 QED Bladder Pump: \_\_\_\_\_  
 Other: \_\_\_\_\_

### Sampling Equipment:

Disposable Bailer: X  
 Pressure Bailer: X  
 Metal Filters: X  
 Peristaltic Pump: \_\_\_\_\_  
 QED Bladder Pump: \_\_\_\_\_  
 Other: \_\_\_\_\_

Time Started:	_____ (2400 hrs)
Time Completed:	_____ (2400 hrs)
Depth to Product:	_____ ft
Depth to Water:	_____ ft
Hydrocarbon Thickness:	_____ ft
Visual Confirmation/Description:	_____
Skimmer / Absorbant Sock (circle one)	_____
Amt Removed from Skimmer:	_____ ltr
Amt Removed from Well:	_____ ltr
Water Removed:	_____ ltr

Start Time (purge): 1205 Weather Conditions: cloudy  
 Sample Time/Date: 1335 / 7/22/14 Water Color: cloudy Odor: MIN LSH  
 Approx. Flow Rate: --- gpm. Sediment Description: LSH  
 Did well de-water? NO If yes, Time: \_\_\_\_\_ Volume: \_\_\_\_\_ gal. DTW @ Sampling: 9.46

Time (2400 hr.)	Volume (gal.)	pH	Conductivity (µS) mS (µmhos/cm)	Temperature (C / F)	D.O. (mg/L)	ORP (mV)
PRE: <u>1205</u>	-----	PRE: <u>7.33</u>	PRE: <u>1194</u>	PRE: <u>20.3</u>	PRE: <u>1.3</u>	PRE: <u>37</u>
<u>1207</u>	<u>1</u>	<u>7.26</u>	<u>1138</u>	<u>20.1</u>	<u>1.2</u>	<u>31</u>
<u>1210</u>	<u>2</u>	<u>7.21</u>	<u>1125</u>	<u>20.6</u>	<u>1.1</u>	<u>30</u>
<u>1213</u>	<u>3</u>	<u>7.17</u>	<u>1117</u>	<u>19.9</u>	<u>1.0</u>	<u>26</u>

### LABORATORY INFORMATION

SAMPLE ID	(#) CONTAINER	REFRIG.	PRESERV. TYPE	LABORATORY	ANALYSES
MW-9A	6 x voa vial	YES	HCL	BC LABS	TPH-GRO(8015)/BTEX(8021)/MTBE(8260)/8 OXYS(8260)
	2 x 1 liter ambers	YES	NP	BC LABS	TPH-DRO w/sgc(8015M)
	<del>x 1 liter ambers</del>	YES	HCL	BC LABS	OIL & GREASE(1664)
	1 x 250ml poly	YES	HCL	BC LABS	FERROUS IRON(SM20 3500 Fe B)
	2 x voa vial	YES	NP	BC LABS	METHANE(RSK-175)
	1 x 500ml poly	YES	NP	BC LABS	NITRATE/SULFATE(EPA 300.0)
	1 x 500ml poly	YES	HNO3	BC LABS	DISSOLVED MANGANESE(200.7)

COMMENTS: \_\_\_\_\_

Add/Replaced Gasket: \_\_\_\_\_ Add/Replaced Bolt: \_\_\_\_\_ Add/Replaced Lock: \_\_\_\_\_ Add/Replaced Plug: \_\_\_\_\_



# GETTLER-RYAN INC.

## WELL MONITORING/SAMPLING FIELD DATA SHEET

Client/Facility#: Chevron #351645 / 1156  
 Site Address: 4276 Macarthur Blvd.  
 City: Oakland, CA

Job Number: 385646  
 Event Date: 7/22/11 (inclusive)  
 Sampler: ST

Well ID: MW- 9B  
 Well Diameter: 2 in.  
 Total Depth: 20.19 ft.  
 Depth to Water: 5.94 ft.  
14.25 xVF \_\_\_\_\_ = \_\_\_\_\_ x3 case volume = Estimated Purge Volume: \_\_\_\_\_ gal.

Date Monitored: 7/22/11

Volume	3/4"= 0.02	1"= 0.04	2"= 0.17	3"= 0.38
Factor (VF)	4"= 0.66	5"= 1.02	6"= 1.50	12"= 5.80

Check if water column is less than 0.50 ft.

Depth to Water w/ 80% Recharge [(Height of Water Column x 0.20) + DTW]: \_\_\_\_\_

### Purge Equipment:

Disposable Bailer \_\_\_\_\_  
 Stainless Steel Bailer \_\_\_\_\_  
 Stack Pump \_\_\_\_\_  
 Peristaltic Pump \_\_\_\_\_  
 QED Bladder Pump \_\_\_\_\_  
 Other: \_\_\_\_\_

### Sampling Equipment:

Disposable Bailer \_\_\_\_\_  
 Pressure Bailer \_\_\_\_\_  
 Metal Filters \_\_\_\_\_  
 Peristaltic Pump \_\_\_\_\_  
 QED Bladder Pump \_\_\_\_\_  
 Other: \_\_\_\_\_

Time Started: \_\_\_\_\_ (2400 hrs)  
 Time Completed: \_\_\_\_\_ (2400 hrs)  
 Depth to Product: \_\_\_\_\_ ft  
 Depth to Water: \_\_\_\_\_ ft  
 Hydrocarbon Thickness: \_\_\_\_\_ ft  
 Visual Confirmation/Description: \_\_\_\_\_  
 Skimmer / Absorbant Sock (circle one)  
 Amt Removed from Skimmer: \_\_\_\_\_ ltr  
 Amt Removed from Well: \_\_\_\_\_ ltr  
 Water Removed: \_\_\_\_\_ ltr

Start Time (purge): \_\_\_\_\_ Weather Conditions: \_\_\_\_\_  
 Sample Time/Date: \_\_\_\_\_ / \_\_\_\_\_ Water Color: \_\_\_\_\_ Odor: Y / N \_\_\_\_\_  
 Approx. Flow Rate: \_\_\_\_\_ gpm. Sediment Description: \_\_\_\_\_  
 Did well de-water? \_\_\_\_\_ If yes, Time: \_\_\_\_\_ Volume: \_\_\_\_\_ gal. DTW @ Sampling: \_\_\_\_\_

Time (2400 hr.)	Volume (gal.)	pH	Conductivity (µS / mS µmhos/cm)	Temperature (C / F)	D.O. (mg/L)	ORP (mV)
PRE: _____	_____	PRE: _____	PRE: _____	PRE: _____	PRE: _____	PRE: _____
_____	_____	_____	_____	_____	_____	_____
_____	_____	_____	_____	_____	_____	_____

### LABORATORY INFORMATION

SAMPLE ID	(#) CONTAINER	REFRIG.	PRESERV. TYPE	LABORATORY	ANALYSES
MW-	x voa vial	YES	HCL	BC LABS	TPH-GRO(8015)/BTEX(8021)/MTBE(8260)/8 OXYS(8260)
	x 1 liter ambers	YES	NP	BC LABS	TPH-DRO w/sgc(8015M)
	x 1 liter ambers	YES	HCL	BC LABS	OIL & GREASE(1664)
	x 250ml poly	YES	HCL	BC LABS	FERROUS IRON(SM20 3600 Fe B)
	x voa vial	YES	NP	BC LABS	METHANE(RSK-175)
	x 500ml poly	YES	NP	BC LABS	NITRATE/SULFATE(EPA 300.0)
	x 500ml poly	YES	HNO3	BC LABS	DISSOLVED MANGANESE(200.7)

COMMENTS: Mo

Add/Replaced Gasket: \_\_\_\_\_ Add/Replaced Bolt: \_\_\_\_\_ Add/Replaced Lock: \_\_\_\_\_ Add/Replaced Plug: \_\_\_\_\_



# GETTLER-RYAN INC.

## WELL MONITORING/SAMPLING FIELD DATA SHEET

Client/Facility#: Chevron #351645 / 1156  
 Site Address: 4276 Macarthur Blvd.  
 City: Oakland, CA

Job Number: 385646  
 Event Date: 7/22/14 (inclusive)  
 Sampler: JH

Well ID: MW-10A

Date Monitored: 7/22/14

Well Diameter: 2 in.

Total Depth: 14.48 ft.

Depth to Water: 10.61 ft.

Volume	3/4"= 0.02	1"= 0.04	2"= 0.17	3"= 0.38
Factor (VF)	4"= 0.66	5"= 1.02	6"= 1.50	12"= 5.80

Check if water column is less than 0.50 ft.

3.87 xVF .17 = .65 x3 case volume = Estimated Purge Volume: 1.97 gal.

Depth to Water w/ 80% Recharge [(Height of Water Column x 0.20) + DTW]: 11.38

### Purge Equipment:

Disposable Bailer X  
 Stainless Steel Bailer \_\_\_\_\_  
 Stack Pump \_\_\_\_\_  
 Peristaltic Pump \_\_\_\_\_  
 QED Bladder Pump \_\_\_\_\_  
 Other: \_\_\_\_\_

### Sampling Equipment:

Disposable Bailer X  
 Pressure Bailer X  
 Metal Filters X  
 Peristaltic Pump \_\_\_\_\_  
 QED Bladder Pump \_\_\_\_\_  
 Other: \_\_\_\_\_

Time Started: \_\_\_\_\_ (2400 hrs)  
 Time Completed: \_\_\_\_\_ (2400 hrs)  
 Depth to Product: \_\_\_\_\_ ft  
 Depth to Water: \_\_\_\_\_ ft  
 Hydrocarbon Thickness: \_\_\_\_\_ ft  
 Visual Confirmation/Description: \_\_\_\_\_  
 Skimmer / Absorbant Sock (circle one)  
 Amt Removed from Skimmer: \_\_\_\_\_ ltr  
 Amt Removed from Well: \_\_\_\_\_ ltr  
 Water Removed: \_\_\_\_\_ ltr

Start Time (purge): 1115 Weather Conditions: Cloudy  
 Sample Time/Date: 1300 / 7/22/14 Water Color: Cloudy Odor: YFB L1548  
 Approx. Flow Rate: --- gpm. Sediment Description: L1548  
 Did well de-water? NO If yes, Time: \_\_\_\_\_ Volume: \_\_\_\_\_ gal. DTW @ Sampling: 11.05

Time (2400 hr.)	Volume (gal.)	pH	Conductivity (µS/mS / umhos/cm)	Temperature (C / F)	D.O. (mg/L)	ORP (mV)
PRE: <u>1115</u>	-----	PRE: <u>7.18</u>	PRE: <u>1189</u>	PRE: <u>20.1</u>	PRE: <u>1.1</u>	PRE: <u>43</u>
<u>1117</u>	<u>.5</u>	<u>7.16</u>	<u>1161</u>	<u>20.0</u>	<u>1.0</u>	<u>46</u>
<u>1119</u>	<u>1.0</u>	<u>7.12</u>	<u>1143</u>	<u>19.9</u>	<u>1.0</u>	<u>38</u>
<u>1122</u>	<u>2.0</u>	<u>7.11</u>	<u>1137</u>	<u>19.7</u>	<u>.9</u>	<u>33</u>

### LABORATORY INFORMATION

SAMPLE ID	(#) CONTAINER	REFRIG.	PRESERV. TYPE	LABORATORY	ANALYSES
<u>MW-10A</u>	<u>6</u> x voa vial	YES	HCL	BC LABS	TPH-GRO(8015)/BTEX(8021)/MTBE(8260)/8 OXYS(8260)
	<u>2</u> x 1 liter ambers	YES	NP	BC LABS	TPH-DRO w/sgc(8015M)
	<u>1</u> x 1 liter ambers	YES	HCL	BC LABS	OIL & GREASE(1664)
	<u>1</u> x 250ml poly	YES	HCL	BC LABS	FERROUS IRON(SM20 3500 Fe B)
	<u>2</u> x voa vial	YES	NP	BC LABS	METHANE(RSK-175)
	<u>1</u> x 500ml poly	YES	NP	BC LABS	NITRATE/SULFATE(EPA 300.0)
	<u>1</u> x 500ml poly	YES	HNO3	BC LABS	DISSOLVED MANGANESE(200.7)

COMMENTS: \_\_\_\_\_

Add/Replaced Gasket: \_\_\_\_\_ Add/Replaced Bolt: \_\_\_\_\_ Add/Replaced Lock: \_\_\_\_\_ Add/Replaced Plug: \_\_\_\_\_



# GETTLER-RYAN INC.

## WELL MONITORING/SAMPLING FIELD DATA SHEET

Client/Facility#: Chevron #351645 / 1156  
 Site Address: 4276 Macarthur Blvd.  
 City: Oakland, CA

Job Number: 385646  
 Event Date: 7/22/14 (inclusive)  
 Sampler: JH

Well ID: MW-10B  
 Well Diameter: 2 in.  
 Total Depth: 19.25 ft.  
 Depth to Water: 7.76 ft.  
11.49 xVF .17 = 1.95

Date Monitored: 7/22/14

Volume	3/4"= 0.02	1"= 0.04	2"= 0.17	3"= 0.38
Factor (VF)	4"= 0.66	5"= 1.02	6"= 1.50	12"= 5.80

Check if water column is less than 0.50 ft.

x3 case volume = Estimated Purge Volume: 5.85 gal.

Depth to Water w/ 80% Recharge [(Height of Water Column x 0.20) + DTW]: 10.65

### Purge Equipment:

Disposable Bailer: Y  
 Stainless Steel Bailer: \_\_\_\_\_  
 Stack Pump: \_\_\_\_\_  
 Peristaltic Pump: \_\_\_\_\_  
 QED Bladder Pump: \_\_\_\_\_  
 Other: \_\_\_\_\_

### Sampling Equipment:

Disposable Bailer: X  
 Pressure Bailer: Y  
 Metal Filters: X  
 Peristaltic Pump: \_\_\_\_\_  
 QED Bladder Pump: \_\_\_\_\_  
 Other: \_\_\_\_\_

Time Started:	_____ (2400 hrs)
Time Completed:	_____ (2400 hrs)
Depth to Product:	_____ ft
Depth to Water:	_____ ft
Hydrocarbon Thickness:	_____ ft
Visual Confirmation/Description:	_____
Skimmer / Absorbant Sock (circle one)	_____
Amt Removed from Skimmer:	_____ ltr
Amt Removed from Well:	_____ ltr
Water Removed:	_____ ltr

Start Time (purge): 1135  
 Sample Time/Date: 1315 / 7/22/14  
 Approx. Flow Rate: \_\_\_\_\_ gpm.  
 Did well de-water? N If yes, Time: \_\_\_\_\_ Volume: \_\_\_\_\_ gal.

Weather Conditions: Cloudy  
 Water Color: Cloudy Odor: (Y) N Lohr  
 Sediment Description: Lohr  
 DTW @ Sampling: 9.88

Time (2400 hr.)	Volume (gal.)	pH	Conductivity (µS) mS (µmhos/cm)	Temperature (C) (F)	D.O. (mg/L)	ORP (mV)
PRE: <u>1135</u>	-----	PRE: <u>6.91</u>	PRE: <u>1083</u>	PRE: <u>20.2</u>	PRE: <u>1.1</u>	PRE: <u>84</u>
<u>1140</u>	<u>2</u>	<u>6.84</u>	<u>1065</u>	<u>20.1</u>	<u>1.0</u>	<u>79</u>
<u>1145</u>	<u>4</u>	<u>6.82</u>	<u>1037</u>	<u>20.0</u>	<u>.8</u>	<u>73</u>
<u>1150</u>	<u>6</u>	<u>6.80</u>	<u>1022</u>	<u>19.9</u>	<u>.8</u>	<u>70</u>

### LABORATORY INFORMATION

SAMPLE ID	(#) CONTAINER	REFRIG.	PRESERV. TYPE	LABORATORY	ANALYSES
MW-10B	6 x voa vial	YES	HCL	BC LABS	TPH-GRO(8015)/BTEX(8021)/MTBE(8260)/8 OXYS(8260)
	2 x 1 liter ambers	YES	NP	BC LABS	TPH-DRO w/sgc(8015M)
	4 x 1 liter ambers	YES	HCL	BC LABS	OIL & GREASE(1664)
	1 x 250ml poly	YES	HCL	BC LABS	FERROUS IRON(SM20 3500 Fe B)
	2 x voa vial	YES	NP	BC LABS	METHANE(RSK-175)
	1 x 500ml poly	YES	NP	BC LABS	NITRATE/SULFATE(EPA 300.0)
	1 x 500ml poly	YES	HNO3	BC LABS	DISSOLVED MANGANESE(200.7)

### COMMENTS:

Add/Replaced Gasket: \_\_\_\_\_ Add/Replaced Bolt: \_\_\_\_\_ Add/Replaced Lock: \_\_\_\_\_ Add/Replaced Plug: \_\_\_\_\_



# GETTLER-RYAN INC.

## WELL MONITORING/SAMPLING FIELD DATA SHEET

Client/Facility#: Chevron #351645 / 1156  
 Site Address: 4276 Macarthur Blvd.  
 City: Oakland, CA

Job Number: 385646  
 Event Date: 7/22/14 (inclusive)  
 Sampler: JW

Well ID: MW-105

Date Monitored: 7/22/14

Well Diameter: 2 in.

Volume	3/4"= 0.02	1"= 0.04	2"= 0.17	3"= 0.38
Factor (VF)	4"= 0.66	5"= 1.02	6"= 1.50	12"= 5.80

Total Depth: 10.33 ft.

Depth to Water: 10.02 ft.

Check if water column is less than 0.50 ft.

.31 xVF = \_\_\_\_\_ x3 case volume = Estimated Purge Volume: \_\_\_\_\_ gal.

Depth to Water w/ 80% Recharge [(Height of Water Column x 0.20) + DTW]: \_\_\_\_\_

**Purge Equipment:**

Disposable Bailer \_\_\_\_\_  
 Stainless Steel Bailer \_\_\_\_\_  
 Stack Pump \_\_\_\_\_  
 Peristaltic Pump \_\_\_\_\_  
 QED Bladder Pump \_\_\_\_\_  
 Other: \_\_\_\_\_

**Sampling Equipment:**

Disposable Bailer \_\_\_\_\_  
 Pressure Bailer \_\_\_\_\_  
 Metal Filters \_\_\_\_\_  
 Peristaltic Pump \_\_\_\_\_  
 QED Bladder Pump \_\_\_\_\_  
 Other: \_\_\_\_\_

Time Started: \_\_\_\_\_ (2400 hrs)  
 Time Completed: \_\_\_\_\_ (2400 hrs)  
 Depth to Product: \_\_\_\_\_ ft  
 Depth to Water: \_\_\_\_\_ ft  
 Hydrocarbon Thickness: \_\_\_\_\_ ft  
 Visual Confirmation/Description: \_\_\_\_\_  
 Skimmer / Absorbant Sock (circle one)  
 Amt Removed from Skimmer: \_\_\_\_\_ ltr  
 Amt Removed from Well: \_\_\_\_\_ ltr  
 Water Removed: \_\_\_\_\_ ltr

Start Time (purge): \_\_\_\_\_

Weather Conditions: \_\_\_\_\_

Sample Time/Date: \_\_\_\_\_ / \_\_\_\_\_

Water Color: \_\_\_\_\_ Odor: Y / N

Approx. Flow Rate: \_\_\_\_\_ gpm.

Sediment Description: \_\_\_\_\_

Did well de-water? \_\_\_\_\_ If yes, Time: \_\_\_\_\_ Volume: \_\_\_\_\_ gal. DTW @ Sampling: \_\_\_\_\_

Time (2400 hr.)	Volume (gal.)	pH	Conductivity (µS / mS µmhos/cm)	Temperature (C / F)	D.O. (mg/L)	ORP (mV)
PRE:	_____	PRE:	PRE:	PRE:	PRE:	PRE:
_____	_____	_____	_____	_____	_____	_____
_____	_____	_____	_____	_____	_____	_____
_____	_____	_____	_____	_____	_____	_____

**LABORATORY INFORMATION**

SAMPLE ID	(#) CONTAINER	REFRIG.	PRESERV. TYPE	LABORATORY	ANALYSES
MW-	x voa vial	YES	HCL	BC LABS	TPH-GRO(8015)/BTEX(8021)/MTBE(8260)/8 OXYS(8260)
	x 1 liter ambers	YES	NP	BC LABS	TPH-DRO w/sgc(8015M)
	x 1 liter ambers	YES	HCL	BC LABS	OIL & GREASE(1664)
	x 250ml poly	YES	HCL	BC LABS	FERROUS IRON(SM20 3500 Fe B)
	x voa vial	YES	NP	BC LABS	METHANE(RSK-175)
	x 500ml poly	YES	NP	BC LABS	NITRATE/SULFATE(EPA 300.0)
	x 300ml poly	YES	HNO3	BC LABS	DISSOLVED MANGANESE(200.7)

COMMENTS: B INSUFFICIENT H2O



# GETTLER-RYAN INC.

## WELL MONITORING/SAMPLING FIELD DATA SHEET

Client/Facility#: Chevron #351645 / 1156  
 Site Address: 4276 Macarthur Blvd.  
 City: Oakland, CA

Job Number: 385646  
 Event Date: 7/22/14 (inclusive)  
 Sampler: JH

Well ID: MW- 11A  
 Well Diameter: 2 in.  
 Total Depth: 14.99 ft.  
 Depth to Water: 6.22 ft.  
8.77 xVF = .17 = 1.49

Date Monitored: 7/22/14

Volume	3/4"= 0.02	1"= 0.04	2"= 0.17	3"= 0.38
Factor (VF)	4"= 0.66	5"= 1.02	6"= 1.50	12"= 5.80

Check if water column is less than 0.50 ft.

Depth to Water w/ 80% Recharge [(Height of Water Column x 0.20) + DTW]: 7.97

### Purge Equipment:

Disposable Bailer X  
 Stainless Steel Bailer \_\_\_\_\_  
 Stack Pump \_\_\_\_\_  
 Peristaltic Pump \_\_\_\_\_  
 QED Bladder Pump \_\_\_\_\_  
 Other: \_\_\_\_\_

### Sampling Equipment:

Disposable Bailer X  
 Pressure Bailer X  
 Metal Filters X  
 Peristaltic Pump \_\_\_\_\_  
 QED Bladder Pump \_\_\_\_\_  
 Other: \_\_\_\_\_

Time Started: \_\_\_\_\_ (2400 hrs)  
 Time Completed: \_\_\_\_\_ (2400 hrs)  
 Depth to Product: \_\_\_\_\_ ft  
 Depth to Water: \_\_\_\_\_ ft  
 Hydrocarbon Thickness: \_\_\_\_\_ ft  
 Visual Confirmation/Description: \_\_\_\_\_  
 Skimmer / Absorbant Sock (circle one)  
 Amt Removed from Skimmer: \_\_\_\_\_ ltr  
 Amt Removed from Well: \_\_\_\_\_ ltr  
 Water Removed: \_\_\_\_\_ ltr

Start Time (purge): 0810  
 Sample Time/Date: 1030 / 7/22/14  
 Approx. Flow Rate: \_\_\_\_\_ gpm.  
 Did well de-water? NO If yes, Time: \_\_\_\_\_

Weather Conditions: cloudy  
 Water Color: cloudy Odor: GIN L.O.H.  
 Sediment Description: L.O.H.  
 Volume: \_\_\_\_\_ gal. DTW @ Sampling: 7.60

Time (2400 hr.)	Volume (gal.)	pH	Conductivity (µS/mhos/cm)	Temperature (C/F)	D.O. (mg/L)	ORP (mV)
PRE: 0810	-----	PRE: 7.43	PRE: 1178	PRE: 19.9	PRE: 1.7	PRE: 69
0815	1.5	7.40	1160	19.8	1.6	61
0820	3.0	7.38	1149	19.8	1.5	60
0825	4.5	7.34	1137	19.6	1.5	54

### LABORATORY INFORMATION

SAMPLE ID	(#) CONTAINER	REFRIG.	PRESERV. TYPE	LABORATORY	ANALYSES
MW- 11A	6 x voa vial	YES	HCL	BC LABS	TPH-GRO(8015)/BTEX(8021)/MTBE(8260)/8 OXYS(8260)
	2 x 1 liter ambers	YES	NP	BC LABS	TPH-DRO w/sgc(8015M)
	<del>1 x 1 liter ambers</del>	YES	HCL	BC LABS	OIL & GREASE(1664)
	1 x 250ml poly	YES	HCL	BC LABS	FERROUS IRON(SM20 3500 Fe B)
	2 x voa vial	YES	NP	BC LABS	METHANE(RSK-175)
	1 x 500ml poly	YES	NP	BC LABS	NITRATE/SULFATE(EPA 300.0)
	1 x 500ml poly	YES	HNO3	BC LABS	DISSOLVED MANGANESE(200.7)

COMMENTS: \_\_\_\_\_

Add/Replaced Gasket: \_\_\_\_\_ Add/Replaced Bolt: \_\_\_\_\_ Add/Replaced Lock: \_\_\_\_\_ Add/Replaced Plug: \_\_\_\_\_





# GETTLER-RYAN INC.

## WELL MONITORING/SAMPLING FIELD DATA SHEET

Client/Facility#: Chevron #351645 / 1156  
 Site Address: 4276 Macarthur Blvd.  
 City: Oakland, CA

Job Number: 385646  
 Event Date: 7/22/14 (inclusive)  
 Sampler: 311

Well ID: MW-113

Date Monitored: 7/22/14

Well Diameter: 2 in.

Volume	3/4"= 0.02	1"= 0.04	2"= 0.17	3"= 0.38
Factor (VF)	4"= 0.66	5"= 1.02	6"= 1.50	12"= 5.80

Total Depth: 20.23 ft.

Depth to Water: 5.35 ft.

Check if water column is less than 0.50 ft.

14.88 xVF .17 = 2.52 x3 case volume = Estimated Purge Volume: 7.58 gal.

Depth to Water w/ 80% Recharge [(Height of Water Column x 0.20) + DTW]: 8.32

### Purge Equipment:

Disposable Bailer X  
 Stainless Steel Bailer \_\_\_\_\_  
 Stack Pump \_\_\_\_\_  
 Peristaltic Pump \_\_\_\_\_  
 QED Bladder Pump \_\_\_\_\_  
 Other: \_\_\_\_\_

### Sampling Equipment:

Disposable Bailer X  
 Pressure Bailer X  
 Metal Filters Y  
 Peristaltic Pump \_\_\_\_\_  
 QED Bladder Pump \_\_\_\_\_  
 Other: \_\_\_\_\_

Time Started: \_\_\_\_\_ (2400 hrs)  
 Time Completed: \_\_\_\_\_ (2400 hrs)  
 Depth to Product: \_\_\_\_\_ ft  
 Depth to Water: \_\_\_\_\_ ft  
 Hydrocarbon Thickness: \_\_\_\_\_ ft  
 Visual Confirmation/Description: \_\_\_\_\_  
 Skimmer / Absorbant Sock (circle one)  
 Amt Removed from Skimmer: \_\_\_\_\_ ltr  
 Amt Removed from Well: \_\_\_\_\_ ltr  
 Water Removed: \_\_\_\_\_ ltr

Start Time (purge): 0840  
 Sample Time/Date: 1100 / 7/22/14  
 Approx. Flow Rate: ~ gpm.  
 Did well de-water? NO If yes, Time: \_\_\_\_\_

Weather Conditions: cloudy  
 Water Color: clay Odor: BIN L-010  
 Sediment Description: L-010  
 Volume: \_\_\_\_\_ gal. DTW @ Sampling: 7.49

Time (2400 hr.)	Volume (gal.)	pH	Conductivity (µS/cm)	Temperature (C/F)	D.O. (mg/L)	ORP (mV)
PRE: <u>0840</u>	-----	PRE: <u>7.50</u>	PRE: <u>1236</u>	PRE: <u>19.9</u>	PRE: <u>1.6</u>	PRE: <u>-37</u>
<u>0847</u>	<u>2.5</u>	<u>7.47</u>	<u>1249</u>	<u>19.7</u>	<u>1.4</u>	<u>-34</u>
<u>0854</u>	<u>5.0</u>	<u>7.39</u>	<u>1231</u>	<u>19.4</u>	<u>1.3</u>	<u>-31</u>
<u>0901</u>	<u>7.5</u>	<u>7.33</u>	<u>1223</u>	<u>19.1</u>	<u>1.2</u>	<u>-26</u>

### LABORATORY INFORMATION

SAMPLE ID	(#) CONTAINER	REFRIG.	PRESERV. TYPE	LABORATORY	ANALYSES
MW-113	6 x voa vial	YES	HCL	BC LABS	TPH-GRO(8015)/BTEX(8021)/MTBE(8260)/8 OXYS(8260)
	2 x 1 liter ambers	YES	NP	BC LABS	TPH-DRO w/sgc(8015M)
	1 x 1 liter ambers	YES	HCL	BC LABS	OIL & GREASE(1664)
	1 x 250ml poly	YES	HCL	BC LABS	FERROUS IRON(SM20 3500 Fe B)
	2 x voa vial	YES	NP	BC LABS	METHANE(RSK-175)
	1 x 500ml poly	YES	NP	BC LABS	NITRATE/SULFATE(EPA 300.0)
	1 x 500ml poly	YES	HNO3	BC LABS	DISSOLVED MANGANESE(200.7)

### COMMENTS:

Add/Replaced Gasket: \_\_\_\_\_ Add/Replaced Bolt: \_\_\_\_\_ Add/Replaced Lock: \_\_\_\_\_ Add/Replaced Plug: \_\_\_\_\_



# GETTLER-RYAN INC.

## WELL MONITORING/SAMPLING FIELD DATA SHEET

Client/Facility#: Chevron #351645 / 1156  
 Site Address: 4276 Macarthur Blvd.  
 City: Oakland, CA

Job Number: 385646  
 Event Date: 7/22/14 (inclusive)  
 Sampler: JH

Well ID: MW-115  
 Well Diameter: 2 in.  
 Total Depth: 10.05 ft.  
 Depth to Water: 6.05 ft.

Date Monitored: 7/22/14

Volume	3/4"= 0.02	1"= 0.04	2"= 0.17	3"= 0.38
Factor (VF)	4"= 0.66	5"= 1.02	6"= 1.50	12"= 5.80

Check if water column is less than 0.50 ft.

4.00 xVF .66 = 2.64 x3 case volume = Estimated Purge Volume: 7.92 gal.

Depth to Water w/ 80% Recharge [(Height of Water Column x 0.20) + DTW]: 6.85

### Purge Equipment:

Disposable Bailer X  
 Stainless Steel Bailer \_\_\_\_\_  
 Stack Pump \_\_\_\_\_  
 Peristaltic Pump \_\_\_\_\_  
 QED Bladder Pump \_\_\_\_\_  
 Other: \_\_\_\_\_

### Sampling Equipment:

Disposable Bailer X  
 Pressure Bailer X  
 Metal Filters X  
 Peristaltic Pump \_\_\_\_\_  
 QED Bladder Pump \_\_\_\_\_  
 Other: \_\_\_\_\_

Time Started:	_____ (2400 hrs)
Time Completed:	_____ (2400 hrs)
Depth to Product:	_____ ft
Depth to Water:	_____ ft
Hydrocarbon Thickness:	_____ ft
Visual Confirmation/Description:	_____
Skimmer / Absorbant Sock (circle one)	
Amt Removed from Skimmer:	_____ ltr
Amt Removed from Well:	_____ ltr
Water Removed:	_____ ltr

Start Time (purge): 0915  
 Sample Time/Date: 1015 / 7/22/14  
 Approx. Flow Rate: — gpm.  
 Did well de-water? NO If yes, Time: \_\_\_\_\_ Volume: \_\_\_\_\_ gal.

Weather Conditions: cloudy  
 Water Color: cloudy Odor: (Y) N L<sub>10</sub> H<sub>10</sub>  
 Sediment Description: L<sub>10</sub> H<sub>10</sub>  
 DTW @ Sampling: 6.80

Time (2400 hr.)	Volume (gal.)	pH	Conductivity (µS / mS / mhos/cm)	Temperature (C / F)	D.O. (mg/L)	ORP (mV)
PRE: <u>0915</u>	_____	PRE: <u>7.75</u>	PRE: <u>645</u>	PRE: <u>21.2</u>	PRE: <u>1.8</u>	PRE: <u>16</u>
<u>0922</u>	<u>2.5</u>	<u>7.60</u>	<u>637</u>	<u>21.1</u>	<u>1.7</u>	<u>14</u>
<u>0930</u>	<u>5.0</u>	<u>7.62</u>	<u>632</u>	<u>21.0</u>	<u>1.6</u>	<u>10</u>
<u>0938</u>	<u>8.0</u>	<u>7.47</u>	<u>630</u>	<u>21.0</u>	<u>1.4</u>	<u>06</u>

### LABORATORY INFORMATION

SAMPLE ID	(#) CONTAINER	REFRIG.	PRESERV. TYPE	LABORATORY	ANALYSES
MW-115	6 x voa vial	YES	HCL	BC LABS	TPH-GRO(8015)/BTEX(8021)/MTBE(8260)/8 OXYS(8260)
	2 x 1 liter ambers	YES	NP	BC LABS	TPH-DRO w/sgc(8015M)
	1 x 1 liter ambers	YES	HCL	BC LABS	OIL & GREASE(1664)
	1 x 250ml poly	YES	HCL	BC LABS	FERROUS IRON(SM20 3500 Fe B)
	2 x voa vial	YES	NP	BC LABS	METHANE(RSK-175)
	1 x 500ml poly	YES	NP	BC LABS	NITRATE/SULFATE(EPA 300.0)
	1 x 500ml poly	YES	HNO3	BC LABS	DISSOLVED MANGANESE(200.7)


### COMMENTS:

Add/Replaced Gasket: \_\_\_\_\_ Add/Replaced Bolt: \_\_\_\_\_ Add/Replaced Lock: \_\_\_\_\_ Add/Replaced Plug: \_\_\_\_\_

CHAIN OF CUSTODY FORM

Union Oil Company of California ■ 6101 Bollinger Canyon Road ■ San Ramon, CA 94583

COC 1 of 1

Union Oil Site ID: <u>1156</u>				Union Oil Consultant: <u>AECOM</u>				ANALYSES REQUIRED																				
Site Global ID: <u>T0600102279</u>				Consultant Contact: <u>P. Brenda Evans</u>				TPH - Diesel by EPA 8015	TPH - G by GC/MS	BTEX/MTBE/OP&S by EPA 8260B	Ethanol by EPA 8260B	EPA 8260B Fuelist with OXYS	C16 base (1169)	Feasibility study	Methane (EPA 175)	Methane/Butane (EPA 175)	Propane/Butane (EPA 175)	Propane/Butane (EPA 175)	Turnaround Time (TAT):									
Site Address: <u>4276 MacArthur Blvd</u> <u>Oakland CA</u>				Consultant Phone No.: <u>925-233-2988</u>															Standard <input checked="" type="checkbox"/> 24 Hours <input type="checkbox"/>	48 Hours <input type="checkbox"/> 72 Hours <input type="checkbox"/>								
Union Oil PM: <u>Nicole Accoranzo</u>				Sampling Company: <u>TAC Giffen &amp; Co</u>															Special Instructions  <u>AMPLEND COC:</u> <u>PLEASE RUN</u> <u>BTEX BY 8021</u>  <u>07-28-14 MML</u>									
Union Oil PM Phone No.: <u>925-790-6912</u>				Sampled By (PRINT): <u>Jim Horan</u>																								
Charge Code: <u>NWRTB-0 251645-0-LAB</u>				Sampler Signature: 															Notes / Comments									
<p><small>This is a LEGAL document. ALL fields must be filled out CORRECTLY and COMPLETELY.</small></p>				BC Laboratories, Inc. Project Manager: <b>Molly Meyers</b> 4100 Atlas Court, Bakersfield, CA 93308 Phone No. 661-327-4911																								
SAMPLE ID				Sample Time	# of Containers																							
Field Point Name	Matrix	DTW	Date (yymmdd)																									
<u>QA</u>	<u>W-S-A</u>		<u>11/7/22</u>	<u>-</u>	<u>2</u>																							
<u>MW-2B</u>	<u>W-S-A</u>			<u>0755</u>	<u>13</u>																							
<u>MW-9A</u>	<u>W-S-A</u>			<u>1335</u>																								
<u>MW-10A</u>	<u>W-S-A</u>			<u>1300</u>																								
<u>MW-10D</u>	<u>W-S-A</u>			<u>1215</u>																								
<u>MW-11A</u>	<u>W-S-A</u>			<u>1030</u>																								
<u>MW-11C</u>	<u>W-S-A</u>			<u>1100</u>																								
<u>MW-11S</u>	<u>W-S-A</u>			<u>1015</u>	<u>14</u>																							
	<u>W-S-A</u>																											
	<u>W-S-A</u>																											
	<u>W-S-A</u>																											
	<u>W-S-A</u>																											
Relinquished By <u>[Signature]</u> Company <u>[Signature]</u> Date / Time: <u>7/22/14 1515</u>				Relinquished By _____ Company _____ Date / Time: _____				Relinquished By _____ Company _____ Date / Time: _____																				
Received By <u>Mary Begon DeLab</u> Company <u>DeLab</u> Date / Time: <u>7-22-14 1515</u>				Received By _____ Company _____ Date / Time: _____				Received By _____ Company _____ Date / Time: _____																				

**ATTACHMENT 2**

**Laboratory Analytical Report  
and Chain-of-Custody  
Documentation**



Date of Report: 08/18/2014

Brenda Evans

AECOM

1220 Avenida Acaso  
Camarillo, CA 93012

Client Project: 351645  
BCL Project: 1156  
BCL Work Order: 1416535  
Invoice ID: B180859

Enclosed are the results of analyses for samples received by the laboratory on 7/22/2014. If you have any questions concerning this report, please feel free to contact me.

Sincerely,

Contact Person: Molly Meyers  
Client Service Rep

Authorized Signature

Certifications: CA ELAP #1186; NV #CA00014; OR ELAP #4032-001; AK UST101

*The results in this report apply to the samples analyzed in accordance with the chain of custody document. This analytical report must be reproduced in its entirety.*

All results listed in this report are for the exclusive use of the submitting party. BC Laboratories, Inc. assumes no responsibility for report alteration, separation, detachment or third party interpretation.



Table of Contents

Sample Information

Chain of Custody and Cooler Receipt form..... 4
Laboratory / Client Sample Cross Reference..... 8

Sample Results

1416535-01 - QA-W-140722
Volatile Organic Analysis (EPA Method 8260B)..... 11
Purgeable Aromatics and Total Petroleum Hydrocarbons..... 12
1416535-02 - MW-3B-W-140722
Volatile Organic Analysis (EPA Method 8260B)..... 13
Purgeable Aromatics and Total Petroleum Hydrocarbons..... 14
Total Petroleum Hydrocarbons (Silica Gel Treated)..... 15
Gas Testing in Water..... 16
Water Analysis (General Chemistry)..... 17
Metals Analysis..... 18
1416535-03 - MW-9A-W-140722
Volatile Organic Analysis (EPA Method 8260B)..... 19
Purgeable Aromatics and Total Petroleum Hydrocarbons..... 20
Total Petroleum Hydrocarbons (Silica Gel Treated)..... 21
Gas Testing in Water..... 22
Water Analysis (General Chemistry)..... 23
Metals Analysis..... 24
1416535-04 - MW-10A-W-140722
Volatile Organic Analysis (EPA Method 8260B)..... 25
Purgeable Aromatics and Total Petroleum Hydrocarbons..... 26
Total Petroleum Hydrocarbons (Silica Gel Treated)..... 27
Gas Testing in Water..... 28
Water Analysis (General Chemistry)..... 29
Metals Analysis..... 30
1416535-05 - MW-10B-W-140722
Volatile Organic Analysis (EPA Method 8260B)..... 31
Purgeable Aromatics and Total Petroleum Hydrocarbons..... 32
Total Petroleum Hydrocarbons (Silica Gel Treated)..... 33
Gas Testing in Water..... 34
Water Analysis (General Chemistry)..... 35
Metals Analysis..... 36
1416535-06 - MW-11A-W-140722
Volatile Organic Analysis (EPA Method 8260B)..... 37
Purgeable Aromatics and Total Petroleum Hydrocarbons..... 38
Total Petroleum Hydrocarbons (Silica Gel Treated)..... 39
Gas Testing in Water..... 40
Water Analysis (General Chemistry)..... 41
Metals Analysis..... 42
1416535-07 - MW-11B-W-140722
Volatile Organic Analysis (EPA Method 8260B)..... 43
Purgeable Aromatics and Total Petroleum Hydrocarbons..... 44
Total Petroleum Hydrocarbons (Silica Gel Treated)..... 45
Gas Testing in Water..... 46
Water Analysis (General Chemistry)..... 47
Metals Analysis..... 48
1416535-08 - MW-11S-W-140722
Volatile Organic Analysis (EPA Method 8260B)..... 49
Purgeable Aromatics and Total Petroleum Hydrocarbons..... 50
Total Petroleum Hydrocarbons (Silica Gel Treated)..... 51
EPA Method 1664..... 52

The results in this report apply to the samples analyzed in accordance with the chain of custody document. This analytical report must be reproduced in its entirety.

All results listed in this report are for the exclusive use of the submitting party. BC Laboratories, Inc. assumes no responsibility for report alteration, separation, detachment or third party interpretation.



## Table of Contents

Gas Testing in Water.....	53
Water Analysis (General Chemistry).....	54
Metals Analysis.....	55
<b>Quality Control Reports</b>	
<b>Volatile Organic Analysis (EPA Method 8260B)</b>	
Method Blank Analysis.....	56
Laboratory Control Sample.....	57
Precision and Accuracy.....	58
<b>Purgeable Aromatics and Total Petroleum Hydrocarbons</b>	
Method Blank Analysis.....	59
Laboratory Control Sample.....	60
Precision and Accuracy.....	61
<b>Total Petroleum Hydrocarbons (Silica Gel Treated)</b>	
Method Blank Analysis.....	62
Laboratory Control Sample.....	63
Precision and Accuracy.....	64
<b>EPA Method 1664</b>	
Method Blank Analysis.....	65
Laboratory Control Sample.....	66
Precision and Accuracy.....	67
<b>Gas Testing in Water</b>	
Method Blank Analysis.....	68
Laboratory Control Sample.....	69
<b>Water Analysis (General Chemistry)</b>	
Method Blank Analysis.....	70
Laboratory Control Sample.....	71
Precision and Accuracy.....	72
<b>Metals Analysis</b>	
Method Blank Analysis.....	73
Laboratory Control Sample.....	74
Precision and Accuracy.....	75
<b>Notes</b>	
Notes and Definitions.....	76



COC \_\_\_\_\_ of \_\_\_\_\_

CHAIN OF CUSTODY FORM  
Union Oil Company of California 6101 Bollinger Canyon Road San Ramon, CA 94583

14-16535

Union Oil Site ID: 1156		Union Oil Consultant: AECOM		Analyses Required		Turnaround Time (TAT): Standard <input checked="" type="checkbox"/> 24 Hours 48 Hours <input type="checkbox"/> 72 Hours <input type="checkbox"/>	
Site Global ID: T0600102279		Consultant Contact: Brenden Evans		Dissolved Manganese (200.7)		Special Instructions	
Site Address: 4276 MacArthur Blvd Oakland CA		Consultant Phone No.: 805-233-3988		Methane (BSC-175)			
Union Oil PM: Nicole Arceneaux		Sampling Company: Giffon Ryan		Petroleum (SM 20320/B)			
Union Oil PM Phone No.: 925-790-6912		Sampled By (PRINT): Jim Heenan		Oil Release (164)			
Charge Code: NWRB-0 251645 -0- LAB		Sampler Signature:		Ethanol by EPA 8260B			
This is a LEGAL document. ALL fields must be filled out CORRECTLY and COMPLETELY.		BC Laboratories, Inc. Project Manager: Molly Meyers 4100 Atlas Court, Bakersfield, CA 93308 Phone No. 861-327-4911		BTX/MTBE/ by EPA 8260B			
		TPH - G by GC/MS (8050)					
SAMPLE ID		# of Containers		TPH - Diesel by EPA 8015m w/5% w/5%			
Field Point Name	Matrix	DTW	Date (yyymmdd)	Sample Time			
1 GA	W-S-A		140722	0755	X		
2 MW-3B	W-S-A			1335	X		
3 MW-9A	W-S-A			1200	X		
4 MW-10A	W-S-A			1315	X		
5 MW-10D	W-S-A			1030	X		
6 MW-11A	W-S-A			1100	X		
7 MW-11D	W-S-A			1015	X		
8 MW-11S	W-S-A						
W-S-A							
W-S-A							
W-S-A							
W-S-A							
Relinquished By: Giffon Ryan		Company: BCLAB		Date / Time: 7/22/14 15:15		Relinquished By: [Signature]	
Received By: [Signature]		Company: BCLAB		Date / Time: 7-22-14 18:45		Received By: [Signature]	
Relinquished By: [Signature]		Company: BCLAB		Date / Time: 7-22-14 18:45		Relinquished By: [Signature]	
Received By: [Signature]		Company: BCLAB		Date / Time: 7-22-14 22:05		Received By: [Signature]	

The results in this report apply to the samples analyzed in accordance with the chain of custody document. This analytical report must be reproduced in its entirety. All results listed in this report are for the exclusive use of the submitting party. BC Laboratories, Inc. assumes no responsibility for report alteration, separation, detachment or third party interpretation.





BC LABORATORIES INC. COOLER RECEIPT FORM Rev. No. 17 06/05/14 Page 2 Of 3

Submission #: 1416535

SHIPPING INFORMATION: Federal Express  UPS  Hand Delivery  BC Lab Field Service  Other  (Specify) \_\_\_\_\_

SHIPPING CONTAINER: Ice Chest  None  Box  Other  (Specify) \_\_\_\_\_

FREE LIQUID: YES  NO

Refrigerant: Ice  Blue Ice  None  Other  Comments: \_\_\_\_\_

Custody Seals: Ice Chest  Containers  None  Intact? Yes  No  Comments: \_\_\_\_\_

All samples received? Yes  No  All samples containers intact? Yes  No  Description(s) match COC? Yes  No

COC Received: YES  NO  Emissivity: 1.78 Container: CRABUS Thermometer ID: 207 Date/Time: 7-22-14 2:05

Temperature: (A) 1.3 °C (C) 1.4 °C Analyst Init: 77

SAMPLE CONTAINERS	SAMPLE NUMBERS									
	1	2	3	4	5	6	7	8	9	10
QT GENERAL MINERAL/GENERAL										
PT PE UNPRESERVED										
QT INORGANIC CHEMICAL METALS										
PT INORGANIC CHEMICAL METALS										
PT CYANIDE										
PT NITROGEN FORMS										
PT TOTAL SULFIDE										
2oz. NITRATE / NITRITE										
PT TOTAL ORGANIC CARBON										
PT TOX										
PT CHEMICAL OXYGEN DEMAND										
PIA PHENOLICS										
40ml VOA VIAL TRAVEL BLANK	<u>A2</u>									
40ml VOA VIAL	<u>1</u>	<u>A16</u>	<u>A16</u>	<u>A16</u>	<u>A16</u>	<u>A16</u>	<u>A16</u>	<u>A16</u>	<u>1</u>	<u>1</u>
QT EPA 413.1, 413.2, 418.1										
PT ODOR										
RADIOLOGICAL										
BACTERIOLOGICAL										
10 ml VOA VIAL - <u>unpreserved</u>		<u>B2</u>	<u>B2</u>	<u>B2</u>	<u>B2</u>	<u>B2</u>	<u>B2</u>	<u>B2</u>		
YT EPA 508/608/8080										
YT EPA 515.1/8150										
YT EPA 525										
YT EPA 525 TRAVEL BLANK										
0ml EPA 547										
0ml EPA 531.1										
1/2 Amber EPA 548										
T EPA 549										
T EPA 632										
T EPA 8015M		<u>FG</u>	<u>FG</u>							
T AMBER										
OZ. JAR										
OZ. JAR										
1/2 SLEEVE										
B VIAL										
ASTIC BAG										
RROUS IRON										
CORE										
ART KIT										
mma Canister										

Comments: \_\_\_\_\_  
 Sample Numbering Completed By: MA Date/Time: 7/22/14 2:05 IS:WPDoc\WordPerfect\LAB\_DOCS\FORMS\SAMREC16



BC LABORATORIES INC. COOLER RECEIPT FORM Rev. No. 17 06/05/14 Page 2 of 3

Submission #: 1416535

SHIPPING INFORMATION: Federal Express, UPS, Hand Delivery, BC Lab Field Service, Other. SHIPPING CONTAINER: Ice Chest, None, Box, Other. FREE LIQUID: YES, NO.

Refrigerant: Ice, Blue Ice, None, Other. Comments:

Custody Seals: Ice Chest, Containers, None. Intact? Yes, No.

All samples received? Yes, No. All samples containers intact? Yes, No. Description(s) match COC? Yes, No.

COC Received: YES, NO. Emissivity: 0.97. Container: PE. Thermometer ID: 207. Date/Time: 7-22-14 2:05. Temperature: (A) 0.9 °C, (C) 1.1 °C. Analyst Init: 77.

Table with columns for SAMPLE CONTAINERS and SAMPLE NUMBERS (1-10). Rows include various sample types like QT GENERAL MINERAL, PT PE UNPRESERVED, etc.

Comments: Numbering Completed By: [Signature] Date/Time: 7-22-14 2:05



BC LABORATORIES INC. COOLER RECEIPT FORM Rev. No. 17 06/05/14 Page 3 Of 3

Submission #: 1416535

**SHIPPING INFORMATION**  
 Federal Express  UPS  Hand Delivery   
 BC Lab Field Service  Other  (Specify) \_\_\_\_\_

**SHIPPING CONTAINER**  
 Ice Chest  None  Box   
 Other  (Specify) \_\_\_\_\_

**FREE LIQUID**  
 YES  NO

Refrigerant: Ice  Blue Ice  None  Other  Comments: \_\_\_\_\_

Custody Seals Ice Chest  Containers  None  Comments: \_\_\_\_\_  
 Intact? Yes  No  Intact? Yes  No

All samples received? Yes  No  All samples containers intact? Yes  No  Description(s) match COC? Yes  No

COC Received YES  NO  Emissivity: 1.77 Container: Amber Thermometer ID: 207 Date/Time: 7-22-14 2205  
 Temperature: (A) 1.0 °C (C) 1.1 °C Analyst Init: JN

SAMPLE CONTAINERS	SAMPLE NUMBERS									
	1	2	3	4	5	6	7	8	9	10
QT GENERAL MINERAL/GENERAL										
PT PE UNPRESERVED										
QT INORGANIC CHEMICAL METALS										
PT INORGANIC CHEMICAL METALS										
PT CYANIDE										
PT NITROGEN FORMS										
PT TOTAL SULFIDE										
2oz. NITRATE / NITRITE										
PT TOTAL ORGANIC CARBON										
PT TOX										
PT CHEMICAL OXYGEN DEMAND										
PIA PHENOLICS										
40ml VOA VIAL TRAVEL BLANK										
40ml VOA VIAL	( )	( )	( )	( )	( )	( )	( )	( )	( )	( )
QT EPA 413.1, 413.2, 418.1										
PT ODOR								H		
RADIOLOGICAL										
BACTERIOLOGICAL										
10 ml VOA VIAL- 504										
YT EPA 508/608/8080										
YT EPA 515.1/8150										
YT EPA 525										
YT EPA 525 TRAVEL BLANK										
1ml EPA 547										
1ml EPA 531.1										
1/2 Amber EPA 548										
T EPA 549										
T EPA 632										
T EPA 8015M				FG	FG	FG	FG	FG		
T AMBER										
1/2 JAR										
OZ. JAR										
1L SLEEVE										
B VIAL										
ASTIC BAG										
PROUS IRON										
CORE										
ART KIT										
1/4 Canister										

Comments: \_\_\_\_\_  
 Date/Time: 7/22/14 2230  
 Actual / C = Corrected



AECOM  
1220 Avenida Acaso  
Camarillo, CA 93012

**Reported:** 08/18/2014 13:20  
**Project:** 1156  
**Project Number:** 351645  
**Project Manager:** Brenda Evans

### Laboratory / Client Sample Cross Reference

Laboratory	Client Sample Information
------------	---------------------------

<b>1416535-01</b>	<b>COC Number:</b> --- <b>Project Number:</b> 1156 <b>Sampling Location:</b> --- <b>Sampling Point:</b> QA-W-140722 <b>Sampled By:</b> GRD	<b>Receive Date:</b> 07/22/2014 22:05 <b>Sampling Date:</b> 07/22/2014 00:00 <b>Sample Depth:</b> --- <b>Lab Matrix:</b> Water <b>Sample Type:</b> Blank Water Metal Analysis: 2-Lab Filtered and Acidified Delivery Work Order: Global ID: T0600102279 Location ID (FieldPoint): QA Matrix: W Sample QC Type (SACode): CS Cooler ID:
-------------------	--	--

<b>1416535-02</b>	<b>COC Number:</b> --- <b>Project Number:</b> 1156 <b>Sampling Location:</b> --- <b>Sampling Point:</b> MW-3B-W-140722 <b>Sampled By:</b> GRD	<b>Receive Date:</b> 07/22/2014 22:05 <b>Sampling Date:</b> 07/22/2014 07:55 <b>Sample Depth:</b> --- <b>Lab Matrix:</b> Water <b>Sample Type:</b> Water Metal Analysis: 2-Lab Filtered and Acidified Delivery Work Order: Global ID: T0600102279 Location ID (FieldPoint): MW-3B Matrix: W Sample QC Type (SACode): CS Cooler ID:
-------------------	---	---

<b>1416535-03</b>	<b>COC Number:</b> --- <b>Project Number:</b> 1156 <b>Sampling Location:</b> --- <b>Sampling Point:</b> MW-9A-W-140722 <b>Sampled By:</b> GRD	<b>Receive Date:</b> 07/22/2014 22:05 <b>Sampling Date:</b> 07/22/2014 13:35 <b>Sample Depth:</b> --- <b>Lab Matrix:</b> Water <b>Sample Type:</b> Water Metal Analysis: 2-Lab Filtered and Acidified Delivery Work Order: Global ID: T0600102279 Location ID (FieldPoint): MW-9A Matrix: W Sample QC Type (SACode): CS Cooler ID:
-------------------	---	---

*The results in this report apply to the samples analyzed in accordance with the chain of custody document. This analytical report must be reproduced in its entirety.*

All results listed in this report are for the exclusive use of the submitting party. BC Laboratories, Inc. assumes no responsibility for report alteration, separation, detachment or third party interpretation.



AECOM  
1220 Avenida Acaso  
Camarillo, CA 93012

**Reported:** 08/18/2014 13:20  
**Project:** 1156  
**Project Number:** 351645  
**Project Manager:** Brenda Evans

### Laboratory / Client Sample Cross Reference

Laboratory	Client Sample Information
------------	---------------------------

<b>1416535-04</b>	<b>COC Number:</b> --- <b>Project Number:</b> 1156 <b>Sampling Location:</b> --- <b>Sampling Point:</b> MW-10A-W-140722 <b>Sampled By:</b> GRD	<b>Receive Date:</b> 07/22/2014 22:05 <b>Sampling Date:</b> 07/22/2014 13:00 <b>Sample Depth:</b> --- <b>Lab Matrix:</b> Water <b>Sample Type:</b> Water Metal Analysis: 2-Lab Filtered and Acidified Delivery Work Order: Global ID: T0600102279 Location ID (FieldPoint): MW-10A Matrix: W Sample QC Type (SACode): CS Cooler ID:
-------------------	--	--

<b>1416535-05</b>	<b>COC Number:</b> --- <b>Project Number:</b> 1156 <b>Sampling Location:</b> --- <b>Sampling Point:</b> MW-10B-W-140722 <b>Sampled By:</b> GRD	<b>Receive Date:</b> 07/22/2014 22:05 <b>Sampling Date:</b> 07/22/2014 13:15 <b>Sample Depth:</b> --- <b>Lab Matrix:</b> Water <b>Sample Type:</b> Water Metal Analysis: 2-Lab Filtered and Acidified Delivery Work Order: Global ID: T0600102279 Location ID (FieldPoint): MW-10B Matrix: W Sample QC Type (SACode): CS Cooler ID:
-------------------	--	--

<b>1416535-06</b>	<b>COC Number:</b> --- <b>Project Number:</b> 1156 <b>Sampling Location:</b> --- <b>Sampling Point:</b> MW-11A-W-140722 <b>Sampled By:</b> GRD	<b>Receive Date:</b> 07/22/2014 22:05 <b>Sampling Date:</b> 07/22/2014 10:30 <b>Sample Depth:</b> --- <b>Lab Matrix:</b> Water <b>Sample Type:</b> Water Metal Analysis: 2-Lab Filtered and Acidified Delivery Work Order: Global ID: T0600102279 Location ID (FieldPoint): MW-11A Matrix: W Sample QC Type (SACode): CS Cooler ID:
-------------------	--	--

*The results in this report apply to the samples analyzed in accordance with the chain of custody document. This analytical report must be reproduced in its entirety.*

All results listed in this report are for the exclusive use of the submitting party. BC Laboratories, Inc. assumes no responsibility for report alteration, separation, detachment or third party interpretation.



AECOM  
1220 Avenida Acaso  
Camarillo, CA 93012

**Reported:** 08/18/2014 13:20  
**Project:** 1156  
**Project Number:** 351645  
**Project Manager:** Brenda Evans

### Laboratory / Client Sample Cross Reference

Laboratory	Client Sample Information
------------	---------------------------

<b>1416535-07</b>	<b>COC Number:</b> --- <b>Project Number:</b> 1156 <b>Sampling Location:</b> --- <b>Sampling Point:</b> MW-11B-W-140722 <b>Sampled By:</b> GRD	<b>Receive Date:</b> 07/22/2014 22:05 <b>Sampling Date:</b> 07/22/2014 11:00 <b>Sample Depth:</b> --- <b>Lab Matrix:</b> Water <b>Sample Type:</b> Water Metal Analysis: 2-Lab Filtered and Acidified Delivery Work Order: Global ID: T0600102279 Location ID (FieldPoint): MW-11B Matrix: W Sample QC Type (SACode): CS Cooler ID:
-------------------	--	--

<b>1416535-08</b>	<b>COC Number:</b> --- <b>Project Number:</b> 1156 <b>Sampling Location:</b> --- <b>Sampling Point:</b> MW-11S-W-140722 <b>Sampled By:</b> GRD	<b>Receive Date:</b> 07/22/2014 22:05 <b>Sampling Date:</b> 07/22/2014 10:15 <b>Sample Depth:</b> --- <b>Lab Matrix:</b> Water <b>Sample Type:</b> Water Metal Analysis: 2-Lab Filtered and Acidified Delivery Work Order: Global ID: T0600102279 Location ID (FieldPoint): MW-11S Matrix: W Sample QC Type (SACode): CS Cooler ID:
-------------------	--	--

*The results in this report apply to the samples analyzed in accordance with the chain of custody document. This analytical report must be reproduced in its entirety.*

All results listed in this report are for the exclusive use of the submitting party. BC Laboratories, Inc. assumes no responsibility for report alteration, separation, detachment or third party interpretation.



AECOM  
1220 Avenida Acaso  
Camarillo, CA 93012

**Reported:** 08/18/2014 13:20  
Project: 1156  
Project Number: 351645  
Project Manager: Brenda Evans

### Volatile Organic Analysis (EPA Method 8260B)

<b>BCL Sample ID:</b> 1416535-01	<b>Client Sample Name:</b> 1156, QA-W-140722, 7/22/2014 12:00:00AM
----------------------------------	--

Constituent	Result	Units	PQL	MDL	Method	MB Bias	Lab Quals	Run #
Benzene	ND	ug/L	0.50		EPA-8260B	ND		1
1,2-Dibromoethane	ND	ug/L	0.50		EPA-8260B	ND		1
1,2-Dichloroethane	ND	ug/L	0.50		EPA-8260B	ND		1
Ethylbenzene	ND	ug/L	0.50		EPA-8260B	ND		1
Methyl t-butyl ether	ND	ug/L	0.50		EPA-8260B	ND		1
Toluene	ND	ug/L	0.50		EPA-8260B	ND		1
Total Xylenes	ND	ug/L	1.0		EPA-8260B	ND		1
t-Amyl Methyl ether	ND	ug/L	0.50		EPA-8260B	ND		1
t-Butyl alcohol	ND	ug/L	10		EPA-8260B	ND		1
Diisopropyl ether	ND	ug/L	0.50		EPA-8260B	ND		1
Ethanol	ND	ug/L	250		EPA-8260B	ND		1
Ethyl t-butyl ether	ND	ug/L	0.50		EPA-8260B	ND		1
1,2-Dichloroethane-d4 (Surrogate)	97.4	%	75 - 125 (LCL - UCL)		EPA-8260B			1
Toluene-d8 (Surrogate)	88.1	%	80 - 120 (LCL - UCL)		EPA-8260B			1
4-Bromofluorobenzene (Surrogate)	101	%	80 - 120 (LCL - UCL)		EPA-8260B			1

Run #	Method	Prep Date	Run Date/Time	Analyst	Instrument	Dilution	QC Batch ID
1	EPA-8260B	07/23/14	07/23/14 12:53	JMS	MS-V12	1	BXG1770

*The results in this report apply to the samples analyzed in accordance with the chain of custody document. This analytical report must be reproduced in its entirety.*

All results listed in this report are for the exclusive use of the submitting party. BC Laboratories, Inc. assumes no responsibility for report alteration, separation, detachment or third party interpretation.



AECOM  
1220 Avenida Acaso  
Camarillo, CA 93012

**Reported:** 08/18/2014 13:20  
**Project:** 1156  
**Project Number:** 351645  
**Project Manager:** Brenda Evans

### Purgeable Aromatics and Total Petroleum Hydrocarbons

<b>BCL Sample ID:</b> 1416535-01	<b>Client Sample Name:</b> 1156, QA-W-140722, 7/22/2014 12:00:00AM
----------------------------------	--

Constituent	Result	Units	PQL	MDL	Method	MB Bias	Lab Quals	Run #
Gasoline Range Organics (C4 - C12)	ND	ug/L	50		EPA-8015B	ND		1
a,a,a-Trifluorotoluene (FID Surrogate)	73.4	%	70 - 130 (LCL - UCL)		EPA-8015B			1

Run #	Method	Prep Date	Run Date/Time	Analyst	Instrument	Dilution	QC Batch ID
1	EPA-8015B	07/22/14	07/23/14 21:01	jjh	GC-V9	1	BXG1971

*The results in this report apply to the samples analyzed in accordance with the chain of custody document. This analytical report must be reproduced in its entirety.*

All results listed in this report are for the exclusive use of the submitting party. BC Laboratories, Inc. assumes no responsibility for report alteration, separation, detachment or third party interpretation.





AECOM  
1220 Avenida Acaso  
Camarillo, CA 93012

Reported: 08/18/2014 13:20  
Project: 1156  
Project Number: 351645  
Project Manager: Brenda Evans

### Volatile Organic Analysis (EPA Method 8260B)

<b>BCL Sample ID:</b> 1416535-02	<b>Client Sample Name:</b> 1156, MW-3B-W-140722, 7/22/2014 7:55:00AM
----------------------------------	--

Constituent	Result	Units	PQL	MDL	Method	MB Bias	Lab Quals	Run #
Benzene	190	ug/L	5.0		EPA-8260B	ND	A01	1
1,2-Dibromoethane	ND	ug/L	1.0		EPA-8260B	ND	A01	2
1,2-Dichloroethane	ND	ug/L	1.0		EPA-8260B	ND	A01	2
Ethylbenzene	670	ug/L	5.0		EPA-8260B	ND	A01	1
Methyl t-butyl ether	8.8	ug/L	1.0		EPA-8260B	ND	A01	2
Toluene	120	ug/L	1.0		EPA-8260B	ND	A01	2
Total Xylenes	190	ug/L	2.0		EPA-8260B	ND	A01	2
t-Amyl Methyl ether	ND	ug/L	1.0		EPA-8260B	ND	A01	2
t-Butyl alcohol	ND	ug/L	20		EPA-8260B	ND	A01	2
Diisopropyl ether	ND	ug/L	1.0		EPA-8260B	ND	A01	2
Ethanol	ND	ug/L	500		EPA-8260B	ND	A01	2
Ethyl t-butyl ether	ND	ug/L	1.0		EPA-8260B	ND	A01	2
1,2-Dichloroethane-d4 (Surrogate)	92.9	%	75 - 125 (LCL - UCL)		EPA-8260B			1
1,2-Dichloroethane-d4 (Surrogate)	99.3	%	75 - 125 (LCL - UCL)		EPA-8260B			2
Toluene-d8 (Surrogate)	89.4	%	80 - 120 (LCL - UCL)		EPA-8260B			1
Toluene-d8 (Surrogate)	89.1	%	80 - 120 (LCL - UCL)		EPA-8260B			2
4-Bromofluorobenzene (Surrogate)	95.8	%	80 - 120 (LCL - UCL)		EPA-8260B			1
4-Bromofluorobenzene (Surrogate)	108	%	80 - 120 (LCL - UCL)		EPA-8260B			2

Run #	Method	Prep Date	Run Date/Time	Analyst	Instrument	Dilution	QC Batch ID
1	EPA-8260B	07/23/14	07/23/14 15:47	JMS	MS-V12	10	BXG1770
2	EPA-8260B	07/23/14	07/23/14 13:17	JMS	MS-V12	2	BXG1770

The results in this report apply to the samples analyzed in accordance with the chain of custody document. This analytical report must be reproduced in its entirety.

All results listed in this report are for the exclusive use of the submitting party. BC Laboratories, Inc. assumes no responsibility for report alteration, separation, detachment or third party interpretation.



AECOM  
1220 Avenida Acaso  
Camarillo, CA 93012

**Reported:** 08/18/2014 13:20  
**Project:** 1156  
**Project Number:** 351645  
**Project Manager:** Brenda Evans

### Purgeable Aromatics and Total Petroleum Hydrocarbons

<b>BCL Sample ID:</b> 1416535-02	<b>Client Sample Name:</b> 1156, MW-3B-W-140722, 7/22/2014 7:55:00AM
----------------------------------	--

Constituent	Result	Units	PQL	MDL	Method	MB Bias	Lab Quals	Run #
Gasoline Range Organics (C4 - C12)	8600	ug/L	500		EPA-8015B	ND	A01	1
a,a,a-Trifluorotoluene (FID Surrogate)	114	%	70 - 130 (LCL - UCL)		EPA-8015B			1

Run #	Method	Prep Date	Run Date/Time	Analyst	Instrument	Dilution	QC Batch ID
1	EPA-8015B	07/22/14	07/23/14 21:21	jjh	GC-V9	10	BXG1971

*The results in this report apply to the samples analyzed in accordance with the chain of custody document. This analytical report must be reproduced in its entirety.*

All results listed in this report are for the exclusive use of the submitting party. BC Laboratories, Inc. assumes no responsibility for report alteration, separation, detachment or third party interpretation.



AECOM  
1220 Avenida Acaso  
Camarillo, CA 93012

Reported: 08/18/2014 13:20  
Project: 1156  
Project Number: 351645  
Project Manager: Brenda Evans

### Total Petroleum Hydrocarbons (Silica Gel Treated)

<b>BCL Sample ID:</b> 1416535-02	<b>Client Sample Name:</b> 1156, MW-3B-W-140722, 7/22/2014 7:55:00AM							
Constituent	Result	Units	PQL	MDL	Method	MB Bias	Lab Quals	Run #
Diesel Range Organics (C12 - C24)	370	ug/L	40		EPA-8015B/TPH d	ND	A52	1
Tetracosane (Surrogate)	65.1	%	20 - 120 (LCL - UCL)		EPA-8015B/TPH d			1
Capric acid (Reverse Surrogate)	0	%	0 - 1 (LCL - UCL)		EPA-8015B/TPH d			1

Run #	Method	Prep Date	Run Date/Time	Analyst	Instrument	Dilution	QC Batch ID
1	EPA-8015B/TPHd	07/26/14	08/13/14 20:10	MBS	GC-5	1	BXH1215

*The results in this report apply to the samples analyzed in accordance with the chain of custody document. This analytical report must be reproduced in its entirety.*

All results listed in this report are for the exclusive use of the submitting party. BC Laboratories, Inc. assumes no responsibility for report alteration, separation, detachment or third party interpretation.



AECOM  
1220 Avenida Acaso  
Camarillo, CA 93012

**Reported:** 08/18/2014 13:20  
**Project:** 1156  
**Project Number:** 351645  
**Project Manager:** Brenda Evans

### Gas Testing in Water

<b>BCL Sample ID:</b> 1416535-02	<b>Client Sample Name:</b> 1156, MW-3B-W-140722, 7/22/2014 7:55:00AM
----------------------------------	--

Constituent	Result	Units	PQL	MDL	Method	MB Bias	Lab Quals	Run #
Methane	13	mg/L	0.050		RSK-175M	ND	A01	1

Run #	Method	Prep Date	Run Date/Time	Analyst	Instrument	Dilution	QC Batch ID
1	RSK-175M	07/30/14	07/30/14 12:51	JMS	GC-V1	50	BXG2484

*The results in this report apply to the samples analyzed in accordance with the chain of custody document. This analytical report must be reproduced in its entirety.*

All results listed in this report are for the exclusive use of the submitting party. BC Laboratories, Inc. assumes no responsibility for report alteration, separation, detachment or third party interpretation.



AECOM  
1220 Avenida Acaso  
Camarillo, CA 93012

**Reported:** 08/18/2014 13:20  
**Project:** 1156  
**Project Number:** 351645  
**Project Manager:** Brenda Evans

### Water Analysis (General Chemistry)

<b>BCL Sample ID:</b> 1416535-02	<b>Client Sample Name:</b> 1156, MW-3B-W-140722, 7/22/2014 7:55:00AM
----------------------------------	--

Constituent	Result	Units	PQL	MDL	Method	MB Bias	Lab Quals	Run #
Nitrate as NO3	ND	mg/L	0.44		EPA-300.0	ND		1
Sulfate	1.8	mg/L	1.0		EPA-300.0	ND		1
Iron (II) Species	5900	ug/L	1000		SM-3500-FeD	ND	A01	2

Run #	Method	Prep Date	Run Date/Time	Analyst	Instrument	Dilution	QC Batch ID
1	EPA-300.0	07/23/14	07/23/14 21:13	OLH	IC5	1	BXG2123
2	SM-3500-FeD	07/23/14	07/23/14 10:39	TDC	KONE-1	10	BXG2173

*The results in this report apply to the samples analyzed in accordance with the chain of custody document. This analytical report must be reproduced in its entirety.*

All results listed in this report are for the exclusive use of the submitting party. BC Laboratories, Inc. assumes no responsibility for report alteration, separation, detachment or third party interpretation.



AECOM  
1220 Avenida Acaso  
Camarillo, CA 93012

**Reported:** 08/18/2014 13:20  
**Project:** 1156  
**Project Number:** 351645  
**Project Manager:** Brenda Evans

### Metals Analysis

<b>BCL Sample ID:</b> 1416535-02	<b>Client Sample Name:</b> 1156, MW-3B-W-140722, 7/22/2014 7:55:00AM
----------------------------------	--

Constituent	Result	Units	PQL	MDL	Method	MB Bias	Lab Quals	Run #
Dissolved Manganese	3300	ug/L	2.0		EPA-200.8	ND	A01	1

Run #	Method	Prep Date	Run Date/Time	Analyst	Instrument	Dilution	QC Batch ID
1	EPA-200.8	07/29/14	07/29/14 22:05	SRM	PE-EL2	2	BXG2551

*The results in this report apply to the samples analyzed in accordance with the chain of custody document. This analytical report must be reproduced in its entirety.*

All results listed in this report are for the exclusive use of the submitting party. BC Laboratories, Inc. assumes no responsibility for report alteration, separation, detachment or third party interpretation.



AECOM  
1220 Avenida Acaso  
Camarillo, CA 93012

**Reported:** 08/18/2014 13:20  
**Project:** 1156  
**Project Number:** 351645  
**Project Manager:** Brenda Evans

### Volatile Organic Analysis (EPA Method 8260B)

<b>BCL Sample ID:</b> 1416535-03	<b>Client Sample Name:</b> 1156, MW-9A-W-140722, 7/22/2014 1:35:00PM
----------------------------------	--

Constituent	Result	Units	PQL	MDL	Method	MB Bias	Lab Quals	Run #
Benzene	1100	ug/L	25		EPA-8260B	ND	A01	1
1,2-Dibromoethane	ND	ug/L	2.5		EPA-8260B	ND	A01	2
1,2-Dichloroethane	18	ug/L	2.5		EPA-8260B	ND	A01	2
Ethylbenzene	380	ug/L	2.5		EPA-8260B	ND	A01	2
Methyl t-butyl ether	4.1	ug/L	2.5		EPA-8260B	ND	A01	2
Toluene	12	ug/L	2.5		EPA-8260B	ND	A01	2
Total Xylenes	12	ug/L	5.0		EPA-8260B	ND	A01	2
t-Amyl Methyl ether	ND	ug/L	2.5		EPA-8260B	ND	A01	2
t-Butyl alcohol	2600	ug/L	50		EPA-8260B	ND	A01	2
Diisopropyl ether	ND	ug/L	2.5		EPA-8260B	ND	A01	2
Ethanol	ND	ug/L	1200		EPA-8260B	ND	A01	2
Ethyl t-butyl ether	ND	ug/L	2.5		EPA-8260B	ND	A01	2
1,2-Dichloroethane-d4 (Surrogate)	95.7	%	75 - 125 (LCL - UCL)		EPA-8260B			1
1,2-Dichloroethane-d4 (Surrogate)	91.1	%	75 - 125 (LCL - UCL)		EPA-8260B			2
Toluene-d8 (Surrogate)	91.3	%	80 - 120 (LCL - UCL)		EPA-8260B			1
Toluene-d8 (Surrogate)	91.5	%	80 - 120 (LCL - UCL)		EPA-8260B			2
4-Bromofluorobenzene (Surrogate)	106	%	80 - 120 (LCL - UCL)		EPA-8260B			1
4-Bromofluorobenzene (Surrogate)	107	%	80 - 120 (LCL - UCL)		EPA-8260B			2

Run #	Method	Prep Date	Run Date/Time	Analyst	Instrument	Dilution	QC Batch ID
1	EPA-8260B	07/23/14	07/23/14 16:04	JMS	MS-V12	50	BXG1770
2	EPA-8260B	07/23/14	07/23/14 13:34	JMS	MS-V12	5	BXG1770

The results in this report apply to the samples analyzed in accordance with the chain of custody document. This analytical report must be reproduced in its entirety.

All results listed in this report are for the exclusive use of the submitting party. BC Laboratories, Inc. assumes no responsibility for report alteration, separation, detachment or third party interpretation.



AECOM  
1220 Avenida Acaso  
Camarillo, CA 93012

**Reported:** 08/18/2014 13:20  
**Project:** 1156  
**Project Number:** 351645  
**Project Manager:** Brenda Evans

### Purgeable Aromatics and Total Petroleum Hydrocarbons

<b>BCL Sample ID:</b> 1416535-03	<b>Client Sample Name:</b> 1156, MW-9A-W-140722, 7/22/2014 1:35:00PM
----------------------------------	--

Constituent	Result	Units	PQL	MDL	Method	MB Bias	Lab Quals	Run #
Gasoline Range Organics (C4 - C12)	6400	ug/L	500		EPA-8015B	ND	A01	1
a,a,a-Trifluorotoluene (FID Surrogate)	114	%	70 - 130 (LCL - UCL)		EPA-8015B			1

Run #	Method	Prep Date	Run Date/Time	Analyst	Instrument	Dilution	QC Batch ID
1	EPA-8015B	07/22/14	07/23/14 21:41	jjh	GC-V9	10	BXG1971

*The results in this report apply to the samples analyzed in accordance with the chain of custody document. This analytical report must be reproduced in its entirety.*

All results listed in this report are for the exclusive use of the submitting party. BC Laboratories, Inc. assumes no responsibility for report alteration, separation, detachment or third party interpretation.





AECOM  
1220 Avenida Acaso  
Camarillo, CA 93012

**Reported:** 08/18/2014 13:20  
**Project:** 1156  
**Project Number:** 351645  
**Project Manager:** Brenda Evans

### Total Petroleum Hydrocarbons (Silica Gel Treated)

<b>BCL Sample ID:</b> 1416535-03	<b>Client Sample Name:</b> 1156, MW-9A-W-140722, 7/22/2014 1:35:00PM							
Constituent	Result	Units	PQL	MDL	Method	MB Bias	Lab Quals	Run #
Diesel Range Organics (C12 - C24)	250	ug/L	40		EPA-8015B/TPH d	ND	A52	1
Tetracosane (Surrogate)	48.6	%	20 - 120 (LCL - UCL)		EPA-8015B/TPH d			1
Capric acid (Reverse Surrogate)	0	%	0 - 1 (LCL - UCL)		EPA-8015B/TPH d			1

Run #	Method	Prep Date	Run Date/Time	Analyst	Instrument	Dilution	QC Batch ID
1	EPA-8015B/TPHd	07/26/14	08/13/14 20:23	MBS	GC-5	1	BXH1215

*The results in this report apply to the samples analyzed in accordance with the chain of custody document. This analytical report must be reproduced in its entirety.*

All results listed in this report are for the exclusive use of the submitting party. BC Laboratories, Inc. assumes no responsibility for report alteration, separation, detachment or third party interpretation.



AECOM  
1220 Avenida Acaso  
Camarillo, CA 93012

**Reported:** 08/18/2014 13:20  
**Project:** 1156  
**Project Number:** 351645  
**Project Manager:** Brenda Evans

### Gas Testing in Water

<b>BCL Sample ID:</b> 1416535-03	<b>Client Sample Name:</b> 1156, MW-9A-W-140722, 7/22/2014 1:35:00PM
----------------------------------	--

Constituent	Result	Units	PQL	MDL	Method	MB Bias	Lab Quals	Run #
Methane	1.9	mg/L	0.0050		RSK-175M	ND	A01	1

Run #	Method	Prep Date	Run Date/Time	Analyst	Instrument	Dilution	QC Batch ID
1	RSK-175M	07/30/14	07/30/14 12:55	JMS	GC-V1	5	BXG2484

*The results in this report apply to the samples analyzed in accordance with the chain of custody document. This analytical report must be reproduced in its entirety.*

All results listed in this report are for the exclusive use of the submitting party. BC Laboratories, Inc. assumes no responsibility for report alteration, separation, detachment or third party interpretation.



AECOM  
1220 Avenida Acaso  
Camarillo, CA 93012

**Reported:** 08/18/2014 13:20  
**Project:** 1156  
**Project Number:** 351645  
**Project Manager:** Brenda Evans

### Water Analysis (General Chemistry)

<b>BCL Sample ID:</b> 1416535-03	<b>Client Sample Name:</b> 1156, MW-9A-W-140722, 7/22/2014 1:35:00PM
----------------------------------	--

Constituent	Result	Units	PQL	MDL	Method	MB Bias	Lab Quals	Run #
Nitrate as NO3	ND	mg/L	0.88		EPA-300.0	ND	A10	1
Sulfate	ND	mg/L	2.0		EPA-300.0	ND	A10	1
Iron (II) Species	6800	ug/L	1000		SM-3500-FeD	ND	A01	2

Run #	Method	Prep Date	Run		Instrument	Dilution	QC
			Date/Time	Analyst			Batch ID
1	EPA-300.0	07/23/14	07/23/14 22:07	OLH	IC5	2	BXG2123
2	SM-3500-FeD	07/23/14	07/23/14 10:39	TDC	KONE-1	10	BXG2173

*The results in this report apply to the samples analyzed in accordance with the chain of custody document. This analytical report must be reproduced in its entirety.*

All results listed in this report are for the exclusive use of the submitting party. BC Laboratories, Inc. assumes no responsibility for report alteration, separation, detachment or third party interpretation.



AECOM  
1220 Avenida Acaso  
Camarillo, CA 93012

**Reported:** 08/18/2014 13:20  
**Project:** 1156  
**Project Number:** 351645  
**Project Manager:** Brenda Evans

### Metals Analysis

<b>BCL Sample ID:</b> 1416535-03	<b>Client Sample Name:</b> 1156, MW-9A-W-140722, 7/22/2014 1:35:00PM
----------------------------------	--

Constituent	Result	Units	PQL	MDL	Method	MB Bias	Lab Quals	Run #
Dissolved Manganese	1600	ug/L	1.0		EPA-200.8	ND		1

Run #	Method	Prep Date	Run Date/Time	Analyst	Instrument	Dilution	QC Batch ID
1	EPA-200.8	07/29/14	07/29/14 19:53	SRM	PE-EL2	1	BXG2551

*The results in this report apply to the samples analyzed in accordance with the chain of custody document. This analytical report must be reproduced in its entirety.*

All results listed in this report are for the exclusive use of the submitting party. BC Laboratories, Inc. assumes no responsibility for report alteration, separation, detachment or third party interpretation.



AECOM  
1220 Avenida Acaso  
Camarillo, CA 93012

Reported: 08/18/2014 13:20  
Project: 1156  
Project Number: 351645  
Project Manager: Brenda Evans

### Volatile Organic Analysis (EPA Method 8260B)

<b>BCL Sample ID:</b> 1416535-04	<b>Client Sample Name:</b> 1156, MW-10A-W-140722, 7/22/2014 1:00:00PM
----------------------------------	---

Constituent	Result	Units	PQL	MDL	Method	MB Bias	Lab Quals	Run #
Benzene	6300	ug/L	50		EPA-8260B	ND	A01	1
1,2-Dibromoethane	ND	ug/L	5.0		EPA-8260B	ND	A01	2
1,2-Dichloroethane	ND	ug/L	5.0		EPA-8260B	ND	A01	2
Ethylbenzene	900	ug/L	5.0		EPA-8260B	ND	A01	2
Methyl t-butyl ether	360	ug/L	5.0		EPA-8260B	ND	A01	2
Toluene	120	ug/L	5.0		EPA-8260B	ND	A01	2
Total Xylenes	1000	ug/L	10		EPA-8260B	ND	A01	2
t-Amyl Methyl ether	ND	ug/L	5.0		EPA-8260B	ND	A01	2
t-Butyl alcohol	ND	ug/L	100		EPA-8260B	ND	A01	2
Diisopropyl ether	ND	ug/L	5.0		EPA-8260B	ND	A01	2
Ethanol	ND	ug/L	2500		EPA-8260B	ND	A01	2
Ethyl t-butyl ether	ND	ug/L	5.0		EPA-8260B	ND	A01	2
1,2-Dichloroethane-d4 (Surrogate)	94.1	%	75 - 125 (LCL - UCL)		EPA-8260B			1
1,2-Dichloroethane-d4 (Surrogate)	92.8	%	75 - 125 (LCL - UCL)		EPA-8260B			2
Toluene-d8 (Surrogate)	90.4	%	80 - 120 (LCL - UCL)		EPA-8260B			1
Toluene-d8 (Surrogate)	91.4	%	80 - 120 (LCL - UCL)		EPA-8260B			2
4-Bromofluorobenzene (Surrogate)	106	%	80 - 120 (LCL - UCL)		EPA-8260B			1
4-Bromofluorobenzene (Surrogate)	98.6	%	80 - 120 (LCL - UCL)		EPA-8260B			2

Run #	Method	Prep Date	Run Date/Time	Analyst	Instrument	Dilution	QC Batch ID
1	EPA-8260B	07/23/14	07/23/14 17:05	JMS	MS-V12	100	BXG1770
2	EPA-8260B	07/23/14	07/23/14 14:50	JMS	MS-V12	10	BXG1770

The results in this report apply to the samples analyzed in accordance with the chain of custody document. This analytical report must be reproduced in its entirety.

All results listed in this report are for the exclusive use of the submitting party. BC Laboratories, Inc. assumes no responsibility for report alteration, separation, detachment or third party interpretation.



AECOM  
1220 Avenida Acaso  
Camarillo, CA 93012

**Reported:** 08/18/2014 13:20  
**Project:** 1156  
**Project Number:** 351645  
**Project Manager:** Brenda Evans

### Purgeable Aromatics and Total Petroleum Hydrocarbons

<b>BCL Sample ID:</b> 1416535-04	<b>Client Sample Name:</b> 1156, MW-10A-W-140722, 7/22/2014 1:00:00PM
----------------------------------	---

Constituent	Result	Units	PQL	MDL	Method	MB Bias	Lab Quals	Run #
Gasoline Range Organics (C4 - C12)	27000	ug/L	1200		EPA-8015B	ND	A01	1
a,a,a-Trifluorotoluene (FID Surrogate)	103	%	70 - 130 (LCL - UCL)		EPA-8015B			1

Run #	Method	Prep Date	Run Date/Time	Analyst	Instrument	Dilution	QC Batch ID
1	EPA-8015B	07/22/14	07/24/14 18:23	jjh	GC-V9	25	BXG1971

*The results in this report apply to the samples analyzed in accordance with the chain of custody document. This analytical report must be reproduced in its entirety.*

All results listed in this report are for the exclusive use of the submitting party. BC Laboratories, Inc. assumes no responsibility for report alteration, separation, detachment or third party interpretation.



AECOM  
1220 Avenida Acaso  
Camarillo, CA 93012

**Reported:** 08/18/2014 13:20  
**Project:** 1156  
**Project Number:** 351645  
**Project Manager:** Brenda Evans

### Total Petroleum Hydrocarbons (Silica Gel Treated)

<b>BCL Sample ID:</b> 1416535-04	<b>Client Sample Name:</b> 1156, MW-10A-W-140722, 7/22/2014 1:00:00PM							
Constituent	Result	Units	PQL	MDL	Method	MB Bias	Lab Quals	Run #
Diesel Range Organics (C12 - C24)	800	ug/L	40		EPA-8015B/TPH d	ND	A52	1
Tetracosane (Surrogate)	66.7	%	20 - 120 (LCL - UCL)		EPA-8015B/TPH d			1
Capric acid (Reverse Surrogate)	0	%	0 - 1 (LCL - UCL)		EPA-8015B/TPH d			1

Run #	Method	Prep Date	Run Date/Time	Analyst	Instrument	Dilution	QC Batch ID
1	EPA-8015B/TPHd	07/26/14	08/13/14 20:36	MBS	GC-5	1	BXH1215

*The results in this report apply to the samples analyzed in accordance with the chain of custody document. This analytical report must be reproduced in its entirety.*

All results listed in this report are for the exclusive use of the submitting party. BC Laboratories, Inc. assumes no responsibility for report alteration, separation, detachment or third party interpretation.



AECOM  
1220 Avenida Acaso  
Camarillo, CA 93012

**Reported:** 08/18/2014 13:20  
**Project:** 1156  
**Project Number:** 351645  
**Project Manager:** Brenda Evans

### Gas Testing in Water

<b>BCL Sample ID:</b> 1416535-04	<b>Client Sample Name:</b> 1156, MW-10A-W-140722, 7/22/2014 1:00:00PM
----------------------------------	---

Constituent	Result	Units	PQL	MDL	Method	MB Bias	Lab Quals	Run #
Methane	2.8	mg/L	0.025		RSK-175M	ND	A01	1

Run #	Method	Prep Date	Run Date/Time	Analyst	Instrument	Dilution	QC Batch ID
1	RSK-175M	07/30/14	07/30/14 13:12	JMS	GC-V1	25	BXG2484

*The results in this report apply to the samples analyzed in accordance with the chain of custody document. This analytical report must be reproduced in its entirety.*

All results listed in this report are for the exclusive use of the submitting party. BC Laboratories, Inc. assumes no responsibility for report alteration, separation, detachment or third party interpretation.





AECOM  
1220 Avenida Acaso  
Camarillo, CA 93012

**Reported:** 08/18/2014 13:20  
**Project:** 1156  
**Project Number:** 351645  
**Project Manager:** Brenda Evans

### Water Analysis (General Chemistry)

<b>BCL Sample ID:</b> 1416535-04	<b>Client Sample Name:</b> 1156, MW-10A-W-140722, 7/22/2014 1:00:00PM
----------------------------------	---

Constituent	Result	Units	PQL	MDL	Method	MB Bias	Lab Quals	Run #
Nitrate as NO3	ND	mg/L	0.44		EPA-300.0	ND		1
Sulfate	ND	mg/L	1.0		EPA-300.0	ND		1
Iron (II) Species	7200	ug/L	1000		SM-3500-FeD	ND	A01	2

Run #	Method	Prep Date	Run		Analyst	Instrument	Dilution	QC
			Date/Time					Batch ID
1	EPA-300.0	07/23/14	07/24/14	05:02	LD1	IC5	1	BXG2123
2	SM-3500-FeD	07/23/14	07/23/14	10:39	TDC	KONE-1	10	BXG2173

*The results in this report apply to the samples analyzed in accordance with the chain of custody document. This analytical report must be reproduced in its entirety.*

All results listed in this report are for the exclusive use of the submitting party. BC Laboratories, Inc. assumes no responsibility for report alteration, separation, detachment or third party interpretation.



AECOM  
1220 Avenida Acaso  
Camarillo, CA 93012

**Reported:** 08/18/2014 13:20  
**Project:** 1156  
**Project Number:** 351645  
**Project Manager:** Brenda Evans

### Metals Analysis

<b>BCL Sample ID:</b> 1416535-04	<b>Client Sample Name:</b> 1156, MW-10A-W-140722, 7/22/2014 1:00:00PM
----------------------------------	---

Constituent	Result	Units	PQL	MDL	Method	MB Bias	Lab Quals	Run #
Dissolved Manganese	1200	ug/L	1.0		EPA-200.8	ND		1

Run #	Method	Prep Date	Run Date/Time	Analyst	Instrument	Dilution	QC Batch ID
1	EPA-200.8	07/29/14	07/29/14 20:20	SRM	PE-EL2	1	BXG2551

*The results in this report apply to the samples analyzed in accordance with the chain of custody document. This analytical report must be reproduced in its entirety.*

All results listed in this report are for the exclusive use of the submitting party. BC Laboratories, Inc. assumes no responsibility for report alteration, separation, detachment or third party interpretation.



AECOM  
1220 Avenida Acaso  
Camarillo, CA 93012

Reported: 08/18/2014 13:20  
Project: 1156  
Project Number: 351645  
Project Manager: Brenda Evans

### Volatile Organic Analysis (EPA Method 8260B)

<b>BCL Sample ID:</b> 1416535-05	<b>Client Sample Name:</b> 1156, MW-10B-W-140722, 7/22/2014 1:15:00PM
----------------------------------	---

Constituent	Result	Units	PQL	MDL	Method	MB Bias	Lab Quals	Run #
Benzene	570	ug/L	12		EPA-8260B	ND	A01	1
1,2-Dibromoethane	ND	ug/L	2.5		EPA-8260B	ND	A01	2
1,2-Dichloroethane	ND	ug/L	2.5		EPA-8260B	ND	A01	2
Ethylbenzene	68	ug/L	2.5		EPA-8260B	ND	A01	2
Methyl t-butyl ether	89	ug/L	2.5		EPA-8260B	ND	A01	2
Toluene	19	ug/L	2.5		EPA-8260B	ND	A01	2
Total Xylenes	54	ug/L	5.0		EPA-8260B	ND	A01	2
t-Amyl Methyl ether	ND	ug/L	2.5		EPA-8260B	ND	A01	2
t-Butyl alcohol	ND	ug/L	50		EPA-8260B	ND	A01	2
Diisopropyl ether	ND	ug/L	2.5		EPA-8260B	ND	A01	2
Ethanol	ND	ug/L	1200		EPA-8260B	ND	A01	2
Ethyl t-butyl ether	ND	ug/L	2.5		EPA-8260B	ND	A01	2
1,2-Dichloroethane-d4 (Surrogate)	101	%	75 - 125 (LCL - UCL)		EPA-8260B			1
1,2-Dichloroethane-d4 (Surrogate)	91.8	%	75 - 125 (LCL - UCL)		EPA-8260B			2
Toluene-d8 (Surrogate)	90.6	%	80 - 120 (LCL - UCL)		EPA-8260B			1
Toluene-d8 (Surrogate)	92.4	%	80 - 120 (LCL - UCL)		EPA-8260B			2
4-Bromofluorobenzene (Surrogate)	107	%	80 - 120 (LCL - UCL)		EPA-8260B			1
4-Bromofluorobenzene (Surrogate)	99.8	%	80 - 120 (LCL - UCL)		EPA-8260B			2

Run #	Method	Prep Date	Run Date/Time	Analyst	Instrument	Dilution	QC Batch ID
1	EPA-8260B	07/23/14	07/23/14 16:22	JMS	MS-V12	25	BXG1770
2	EPA-8260B	07/23/14	07/23/14 13:58	JMS	MS-V12	5	BXG1770

The results in this report apply to the samples analyzed in accordance with the chain of custody document. This analytical report must be reproduced in its entirety.

All results listed in this report are for the exclusive use of the submitting party. BC Laboratories, Inc. assumes no responsibility for report alteration, separation, detachment or third party interpretation.



AECOM  
1220 Avenida Acaso  
Camarillo, CA 93012

**Reported:** 08/18/2014 13:20  
**Project:** 1156  
**Project Number:** 351645  
**Project Manager:** Brenda Evans

### Purgeable Aromatics and Total Petroleum Hydrocarbons

<b>BCL Sample ID:</b> 1416535-05	<b>Client Sample Name:</b> 1156, MW-10B-W-140722, 7/22/2014 1:15:00PM
----------------------------------	---

Constituent	Result	Units	PQL	MDL	Method	MB Bias	Lab Quals	Run #
Gasoline Range Organics (C4 - C12)	2400	ug/L	500		EPA-8015B	ND	A01	1
a,a,a-Trifluorotoluene (FID Surrogate)	99.0	%	70 - 130 (LCL - UCL)		EPA-8015B			1

Run #	Method	Prep Date	Run Date/Time	Analyst	Instrument	Dilution	QC Batch ID
1	EPA-8015B	07/22/14	07/23/14 22:22	jjh	GC-V9	10	BXG1971

*The results in this report apply to the samples analyzed in accordance with the chain of custody document. This analytical report must be reproduced in its entirety.*

All results listed in this report are for the exclusive use of the submitting party. BC Laboratories, Inc. assumes no responsibility for report alteration, separation, detachment or third party interpretation.



AECOM  
1220 Avenida Acaso  
Camarillo, CA 93012

**Reported:** 08/18/2014 13:20  
**Project:** 1156  
**Project Number:** 351645  
**Project Manager:** Brenda Evans

### Total Petroleum Hydrocarbons (Silica Gel Treated)

<b>BCL Sample ID:</b> 1416535-05	<b>Client Sample Name:</b> 1156, MW-10B-W-140722, 7/22/2014 1:15:00PM
----------------------------------	---

Constituent	Result	Units	PQL	MDL	Method	MB Bias	Lab Quals	Run #
Diesel Range Organics (C12 - C24)	120	ug/L	40		EPA-8015B/TPH d	ND	A52	1
Tetracosane (Surrogate)	66.1	%	20 - 120 (LCL - UCL)		EPA-8015B/TPH d			1
Capric acid (Reverse Surrogate)	0	%	0 - 1 (LCL - UCL)		EPA-8015B/TPH d			1

Run #	Method	Prep Date	Run Date/Time	Analyst	Instrument	Dilution	QC Batch ID
1	EPA-8015B/TPHd	07/26/14	08/13/14 20:48	MBS	GC-5	1	BXH1215

*The results in this report apply to the samples analyzed in accordance with the chain of custody document. This analytical report must be reproduced in its entirety.*

All results listed in this report are for the exclusive use of the submitting party. BC Laboratories, Inc. assumes no responsibility for report alteration, separation, detachment or third party interpretation.



AECOM  
1220 Avenida Acaso  
Camarillo, CA 93012

**Reported:** 08/18/2014 13:20  
**Project:** 1156  
**Project Number:** 351645  
**Project Manager:** Brenda Evans

### Gas Testing in Water

<b>BCL Sample ID:</b> 1416535-05	<b>Client Sample Name:</b> 1156, MW-10B-W-140722, 7/22/2014 1:15:00PM
----------------------------------	---

Constituent	Result	Units	PQL	MDL	Method	MB Bias	Lab Quals	Run #
Methane	0.064	mg/L	0.0050		RSK-175M	ND	A01	1

Run #	Method	Prep Date	Run Date/Time	Analyst	Instrument	Dilution	QC Batch ID
1	RSK-175M	07/30/14	07/30/14 13:07	JMS	GC-V1	5	BXG2484

*The results in this report apply to the samples analyzed in accordance with the chain of custody document. This analytical report must be reproduced in its entirety.*

All results listed in this report are for the exclusive use of the submitting party. BC Laboratories, Inc. assumes no responsibility for report alteration, separation, detachment or third party interpretation.



AECOM  
1220 Avenida Acaso  
Camarillo, CA 93012

**Reported:** 08/18/2014 13:20  
**Project:** 1156  
**Project Number:** 351645  
**Project Manager:** Brenda Evans

### Water Analysis (General Chemistry)

<b>BCL Sample ID:</b> 1416535-05	<b>Client Sample Name:</b> 1156, MW-10B-W-140722, 7/22/2014 1:15:00PM
----------------------------------	---

Constituent	Result	Units	PQL	MDL	Method	MB Bias	Lab Quals	Run #
Nitrate as NO3	ND	mg/L	0.44		EPA-300.0	ND		1
Sulfate	ND	mg/L	1.0		EPA-300.0	ND		1
Iron (II) Species	4200	ug/L	100		SM-3500-FeD	ND		2

Run #	Method	Prep Date	Run		Instrument	Dilution	QC
			Date/Time	Analyst			Batch ID
1	EPA-300.0	07/23/14	07/23/14 22:34	OLH	IC5	1	BXG2123
2	SM-3500-FeD	07/23/14	07/23/14 10:27	TDC	KONE-1	1	BXG2173

*The results in this report apply to the samples analyzed in accordance with the chain of custody document. This analytical report must be reproduced in its entirety.*

All results listed in this report are for the exclusive use of the submitting party. BC Laboratories, Inc. assumes no responsibility for report alteration, separation, detachment or third party interpretation.



AECOM  
1220 Avenida Acaso  
Camarillo, CA 93012

**Reported:** 08/18/2014 13:20  
**Project:** 1156  
**Project Number:** 351645  
**Project Manager:** Brenda Evans

### Metals Analysis

<b>BCL Sample ID:</b> 1416535-05	<b>Client Sample Name:</b> 1156, MW-10B-W-140722, 7/22/2014 1:15:00PM
----------------------------------	---

Constituent	Result	Units	PQL	MDL	Method	MB Bias	Lab Quals	Run #
Dissolved Manganese	5000	ug/L	5.0		EPA-200.8	ND	A01	1

Run #	Method	Prep Date	Run Date/Time	Analyst	Instrument	Dilution	QC Batch ID
1	EPA-200.8	07/29/14	07/29/14 22:08	SRM	PE-EL2	5	BXG2551

*The results in this report apply to the samples analyzed in accordance with the chain of custody document. This analytical report must be reproduced in its entirety.*

All results listed in this report are for the exclusive use of the submitting party. BC Laboratories, Inc. assumes no responsibility for report alteration, separation, detachment or third party interpretation.





AECOM  
1220 Avenida Acaso  
Camarillo, CA 93012

Reported: 08/18/2014 13:20  
Project: 1156  
Project Number: 351645  
Project Manager: Brenda Evans

### Volatile Organic Analysis (EPA Method 8260B)

<b>BCL Sample ID:</b> 1416535-06	<b>Client Sample Name:</b> 1156, MW-11A-W-140722, 7/22/2014 10:30:00AM
----------------------------------	--

Constituent	Result	Units	PQL	MDL	Method	MB Bias	Lab Quals	Run #
Benzene	6600	ug/L	50		EPA-8260B	ND	A01	1
1,2-Dibromoethane	ND	ug/L	12		EPA-8260B	ND	A01	2
1,2-Dichloroethane	ND	ug/L	12		EPA-8260B	ND	A01	2
Ethylbenzene	1100	ug/L	12		EPA-8260B	ND	A01	2
Methyl t-butyl ether	2800	ug/L	50		EPA-8260B	ND	A01	1
Toluene	3300	ug/L	50		EPA-8260B	ND	A01	1
Total Xylenes	7100	ug/L	25		EPA-8260B	ND	A01	2
t-Amyl Methyl ether	ND	ug/L	12		EPA-8260B	ND	A01	2
t-Butyl alcohol	ND	ug/L	250		EPA-8260B	ND	A01	2
Diisopropyl ether	ND	ug/L	12		EPA-8260B	ND	A01	2
Ethanol	ND	ug/L	6200		EPA-8260B	ND	A01	2
Ethyl t-butyl ether	ND	ug/L	12		EPA-8260B	ND	A01	2
1,2-Dichloroethane-d4 (Surrogate)	97.8	%	75 - 125 (LCL - UCL)		EPA-8260B			1
1,2-Dichloroethane-d4 (Surrogate)	95.0	%	75 - 125 (LCL - UCL)		EPA-8260B			2
Toluene-d8 (Surrogate)	93.8	%	80 - 120 (LCL - UCL)		EPA-8260B			1
Toluene-d8 (Surrogate)	96.3	%	80 - 120 (LCL - UCL)		EPA-8260B			2
4-Bromofluorobenzene (Surrogate)	98.2	%	80 - 120 (LCL - UCL)		EPA-8260B			1
4-Bromofluorobenzene (Surrogate)	104	%	80 - 120 (LCL - UCL)		EPA-8260B			2

Run #	Method	Prep Date	Run Date/Time	Analyst	Instrument	Dilution	QC Batch ID
1	EPA-8260B	07/23/14	07/23/14 15:29	JMS	MS-V12	100	BXG1770
2	EPA-8260B	07/23/14	07/23/14 15:08	JMS	MS-V12	25	BXG1770

The results in this report apply to the samples analyzed in accordance with the chain of custody document. This analytical report must be reproduced in its entirety.

All results listed in this report are for the exclusive use of the submitting party. BC Laboratories, Inc. assumes no responsibility for report alteration, separation, detachment or third party interpretation.



AECOM  
1220 Avenida Acaso  
Camarillo, CA 93012

**Reported:** 08/18/2014 13:20  
**Project:** 1156  
**Project Number:** 351645  
**Project Manager:** Brenda Evans

### Purgeable Aromatics and Total Petroleum Hydrocarbons

<b>BCL Sample ID:</b> 1416535-06	<b>Client Sample Name:</b> 1156, MW-11A-W-140722, 7/22/2014 10:30:00AM
----------------------------------	--

Constituent	Result	Units	PQL	MDL	Method	MB Bias	Lab Quals	Run #
Gasoline Range Organics (C4 - C12)	49000	ug/L	2500		EPA-8015B	ND	A01	1
a,a,a-Trifluorotoluene (FID Surrogate)	90.9	%	70 - 130 (LCL - UCL)		EPA-8015B			1

Run #	Method	Prep Date	Run Date/Time	Analyst	Instrument	Dilution	QC Batch ID
1	EPA-8015B	07/22/14	07/24/14 18:43	jjh	GC-V9	50	BXG1971

*The results in this report apply to the samples analyzed in accordance with the chain of custody document. This analytical report must be reproduced in its entirety.*

All results listed in this report are for the exclusive use of the submitting party. BC Laboratories, Inc. assumes no responsibility for report alteration, separation, detachment or third party interpretation.



AECOM  
1220 Avenida Acaso  
Camarillo, CA 93012

Reported: 08/18/2014 13:20  
Project: 1156  
Project Number: 351645  
Project Manager: Brenda Evans

### Total Petroleum Hydrocarbons (Silica Gel Treated)

<b>BCL Sample ID:</b> 1416535-06	<b>Client Sample Name:</b> 1156, MW-11A-W-140722, 7/22/2014 10:30:00AM
----------------------------------	--

Constituent	Result	Units	PQL	MDL	Method	MB Bias	Lab Quals	Run #
Diesel Range Organics (C12 - C24)	1600	ug/L	80		EPA-8015B/TPH d	ND	A01	1
Tetracosane (Surrogate)	76.5	%	20 - 120 (LCL - UCL)		EPA-8015B/TPH d		A01,A17	1
Capric acid (Reverse Surrogate)	0	%	0 - 1 (LCL - UCL)		EPA-8015B/TPH d		A01	1

Run #	Method	Prep Date	Run Date/Time	Analyst	Instrument	Dilution	QC Batch ID
1	EPA-8015B/TPHd	07/26/14	08/14/14 08:38	MBS	GC-5	2	BXH1215

*The results in this report apply to the samples analyzed in accordance with the chain of custody document. This analytical report must be reproduced in its entirety.*

All results listed in this report are for the exclusive use of the submitting party. BC Laboratories, Inc. assumes no responsibility for report alteration, separation, detachment or third party interpretation.



AECOM  
1220 Avenida Acaso  
Camarillo, CA 93012

**Reported:** 08/18/2014 13:20  
**Project:** 1156  
**Project Number:** 351645  
**Project Manager:** Brenda Evans

### Gas Testing in Water

<b>BCL Sample ID:</b> 1416535-06	<b>Client Sample Name:</b> 1156, MW-11A-W-140722, 7/22/2014 10:30:00AM
----------------------------------	--

Constituent	Result	Units	PQL	MDL	Method	MB Bias	Lab Quals	Run #
Methane	4.6	mg/L	0.025		RSK-175M	ND	A01	1

Run #	Method	Prep Date	Run Date/Time	Analyst	Instrument	Dilution	QC Batch ID
1	RSK-175M	07/30/14	07/30/14 14:30	JMS	GC-V1	25	BXG2484

*The results in this report apply to the samples analyzed in accordance with the chain of custody document. This analytical report must be reproduced in its entirety.*

All results listed in this report are for the exclusive use of the submitting party. BC Laboratories, Inc. assumes no responsibility for report alteration, separation, detachment or third party interpretation.



AECOM  
1220 Avenida Acaso  
Camarillo, CA 93012

**Reported:** 08/18/2014 13:20  
**Project:** 1156  
**Project Number:** 351645  
**Project Manager:** Brenda Evans

### Water Analysis (General Chemistry)

<b>BCL Sample ID:</b> 1416535-06	<b>Client Sample Name:</b> 1156, MW-11A-W-140722, 7/22/2014 10:30:00AM
----------------------------------	--

Constituent	Result	Units	PQL	MDL	Method	MB Bias	Lab Quals	Run #
Nitrate as NO3	ND	mg/L	0.44		EPA-300.0	ND		1
Sulfate	ND	mg/L	1.0		EPA-300.0	ND		1
Iron (II) Species	6100	ug/L	1000		SM-3500-FeD	ND	A01	2

Run #	Method	Prep Date	Run		Analyst	Instrument	Dilution	QC
			Date/Time					Batch ID
1	EPA-300.0	07/23/14	07/23/14	22:47	OLH	IC5	1	BXG2123
2	SM-3500-FeD	07/23/14	07/23/14	10:39	TDC	KONE-1	10	BXG2173

*The results in this report apply to the samples analyzed in accordance with the chain of custody document. This analytical report must be reproduced in its entirety.*

All results listed in this report are for the exclusive use of the submitting party. BC Laboratories, Inc. assumes no responsibility for report alteration, separation, detachment or third party interpretation.



AECOM  
1220 Avenida Acaso  
Camarillo, CA 93012

**Reported:** 08/18/2014 13:20  
**Project:** 1156  
**Project Number:** 351645  
**Project Manager:** Brenda Evans

### Metals Analysis

<b>BCL Sample ID:</b> 1416535-06	<b>Client Sample Name:</b> 1156, MW-11A-W-140722, 7/22/2014 10:30:00AM
----------------------------------	--

Constituent	Result	Units	PQL	MDL	Method	MB Bias	Lab Quals	Run #
Dissolved Manganese	4600	ug/L	5.0		EPA-200.8	ND	A01	1

Run #	Method	Prep Date	Run Date/Time	Analyst	Instrument	Dilution	QC Batch ID
1	EPA-200.8	07/29/14	07/29/14 22:12	SRM	PE-EL2	5	BXG2551

*The results in this report apply to the samples analyzed in accordance with the chain of custody document. This analytical report must be reproduced in its entirety.*

All results listed in this report are for the exclusive use of the submitting party. BC Laboratories, Inc. assumes no responsibility for report alteration, separation, detachment or third party interpretation.



AECOM  
1220 Avenida Acaso  
Camarillo, CA 93012

**Reported:** 08/18/2014 13:20  
**Project:** 1156  
**Project Number:** 351645  
**Project Manager:** Brenda Evans

### Volatile Organic Analysis (EPA Method 8260B)

<b>BCL Sample ID:</b> 1416535-07	<b>Client Sample Name:</b> 1156, MW-11B-W-140722, 7/22/2014 11:00:00AM
----------------------------------	--

Constituent	Result	Units	PQL	MDL	Method	MB Bias	Lab Quals	Run #
Benzene	3400	ug/L	50		EPA-8260B	ND	A01	1
1,2-Dibromoethane	ND	ug/L	10		EPA-8260B	ND	A01	2
1,2-Dichloroethane	ND	ug/L	10		EPA-8260B	ND	A01	2
Ethylbenzene	210	ug/L	10		EPA-8260B	ND	A01	2
Methyl t-butyl ether	1400	ug/L	10		EPA-8260B	ND	A01	2
Toluene	64	ug/L	10		EPA-8260B	ND	A01	2
Total Xylenes	59	ug/L	20		EPA-8260B	ND	A01	2
t-Amyl Methyl ether	ND	ug/L	10		EPA-8260B	ND	A01	2
t-Butyl alcohol	5500	ug/L	200		EPA-8260B	ND	A01	2
Diisopropyl ether	ND	ug/L	10		EPA-8260B	ND	A01	2
Ethanol	ND	ug/L	5000		EPA-8260B	ND	A01	2
Ethyl t-butyl ether	ND	ug/L	10		EPA-8260B	ND	A01	2
1,2-Dichloroethane-d4 (Surrogate)	98.7	%	75 - 125 (LCL - UCL)		EPA-8260B			1
1,2-Dichloroethane-d4 (Surrogate)	87.5	%	75 - 125 (LCL - UCL)		EPA-8260B			2
Toluene-d8 (Surrogate)	88.8	%	80 - 120 (LCL - UCL)		EPA-8260B			1
Toluene-d8 (Surrogate)	93.4	%	80 - 120 (LCL - UCL)		EPA-8260B			2
4-Bromofluorobenzene (Surrogate)	104	%	80 - 120 (LCL - UCL)		EPA-8260B			1
4-Bromofluorobenzene (Surrogate)	104	%	80 - 120 (LCL - UCL)		EPA-8260B			2

Run #	Method	Prep Date	Run Date/Time	Analyst	Instrument	Dilution	QC Batch ID
1	EPA-8260B	07/23/14	07/23/14 16:40	JMS	MS-V12	100	BXG1770
2	EPA-8260B	07/23/14	07/23/14 14:15	JMS	MS-V12	20	BXG1770

The results in this report apply to the samples analyzed in accordance with the chain of custody document. This analytical report must be reproduced in its entirety.

All results listed in this report are for the exclusive use of the submitting party. BC Laboratories, Inc. assumes no responsibility for report alteration, separation, detachment or third party interpretation.



AECOM  
1220 Avenida Acaso  
Camarillo, CA 93012

**Reported:** 08/18/2014 13:20  
**Project:** 1156  
**Project Number:** 351645  
**Project Manager:** Brenda Evans

### Purgeable Aromatics and Total Petroleum Hydrocarbons

<b>BCL Sample ID:</b> 1416535-07	<b>Client Sample Name:</b> 1156, MW-11B-W-140722, 7/22/2014 11:00:00AM
----------------------------------	--

Constituent	Result	Units	PQL	MDL	Method	MB Bias	Lab Quals	Run #
Gasoline Range Organics (C4 - C12)	12000	ug/L	500		EPA-8015B	ND	A01	1
a,a,a-Trifluorotoluene (FID Surrogate)	107	%	70 - 130 (LCL - UCL)		EPA-8015B			1

Run #	Method	Prep Date	Run Date/Time	Analyst	Instrument	Dilution	QC Batch ID
1	EPA-8015B	07/22/14	07/23/14 23:02	jjh	GC-V9	10	BXG1971

*The results in this report apply to the samples analyzed in accordance with the chain of custody document. This analytical report must be reproduced in its entirety.*

All results listed in this report are for the exclusive use of the submitting party. BC Laboratories, Inc. assumes no responsibility for report alteration, separation, detachment or third party interpretation.





AECOM  
1220 Avenida Acaso  
Camarillo, CA 93012

**Reported:** 08/18/2014 13:20  
**Project:** 1156  
**Project Number:** 351645  
**Project Manager:** Brenda Evans

### Total Petroleum Hydrocarbons (Silica Gel Treated)

<b>BCL Sample ID:</b> 1416535-07	<b>Client Sample Name:</b> 1156, MW-11B-W-140722, 7/22/2014 11:00:00AM							
Constituent	Result	Units	PQL	MDL	Method	MB Bias	Lab Quals	Run #
Diesel Range Organics (C12 - C24)	260	ug/L	40		EPA-8015B/TPH d	ND	A52	1
Tetracosane (Surrogate)	62.7	%	20 - 120 (LCL - UCL)		EPA-8015B/TPH d			1
Capric acid (Reverse Surrogate)	0	%	0 - 1 (LCL - UCL)		EPA-8015B/TPH d			1

Run #	Method	Prep Date	Run Date/Time	Analyst	Instrument	Dilution	QC Batch ID
1	EPA-8015B/TPHd	07/26/14	08/13/14 21:14	MBS	GC-5	1	BXH1215

*The results in this report apply to the samples analyzed in accordance with the chain of custody document. This analytical report must be reproduced in its entirety.*

All results listed in this report are for the exclusive use of the submitting party. BC Laboratories, Inc. assumes no responsibility for report alteration, separation, detachment or third party interpretation.



AECOM  
1220 Avenida Acaso  
Camarillo, CA 93012

**Reported:** 08/18/2014 13:20  
**Project:** 1156  
**Project Number:** 351645  
**Project Manager:** Brenda Evans

### Gas Testing in Water

<b>BCL Sample ID:</b> 1416535-07	<b>Client Sample Name:</b> 1156, MW-11B-W-140722, 7/22/2014 11:00:00AM
----------------------------------	--

Constituent	Result	Units	PQL	MDL	Method	MB Bias	Lab Quals	Run #
Methane	0.48	mg/L	0.0050		RSK-175M	ND	A01	1

Run #	Method	Prep Date	Run Date/Time	Analyst	Instrument	Dilution	QC Batch ID
1	RSK-175M	07/30/14	07/30/14 14:44	JMS	GC-V1	5	BXG2485

*The results in this report apply to the samples analyzed in accordance with the chain of custody document. This analytical report must be reproduced in its entirety.*

All results listed in this report are for the exclusive use of the submitting party. BC Laboratories, Inc. assumes no responsibility for report alteration, separation, detachment or third party interpretation.



AECOM  
1220 Avenida Acaso  
Camarillo, CA 93012

**Reported:** 08/18/2014 13:20  
**Project:** 1156  
**Project Number:** 351645  
**Project Manager:** Brenda Evans

### Water Analysis (General Chemistry)

<b>BCL Sample ID:</b> 1416535-07	<b>Client Sample Name:</b> 1156, MW-11B-W-140722, 7/22/2014 11:00:00AM
----------------------------------	--

Constituent	Result	Units	PQL	MDL	Method	MB Bias	Lab Quals	Run #
Nitrate as NO3	ND	mg/L	0.44		EPA-300.0	ND		1
Sulfate	ND	mg/L	1.0		EPA-300.0	ND		1
Iron (II) Species	2700	ug/L	100		SM-3500-FeD	ND		2

Run #	Method	Prep Date	Run		Analyst	Instrument	Dilution	QC
			Date/Time					Batch ID
1	EPA-300.0	07/23/14	07/23/14	23:27	OLH	IC5	1	BXG2123
2	SM-3500-FeD	07/23/14	07/23/14	10:27	TDC	KONE-1	1	BXG2173

*The results in this report apply to the samples analyzed in accordance with the chain of custody document. This analytical report must be reproduced in its entirety.*

All results listed in this report are for the exclusive use of the submitting party. BC Laboratories, Inc. assumes no responsibility for report alteration, separation, detachment or third party interpretation.



AECOM  
1220 Avenida Acaso  
Camarillo, CA 93012

**Reported:** 08/18/2014 13:20  
**Project:** 1156  
**Project Number:** 351645  
**Project Manager:** Brenda Evans

### Metals Analysis

<b>BCL Sample ID:</b> 1416535-07	<b>Client Sample Name:</b> 1156, MW-11B-W-140722, 7/22/2014 11:00:00AM
----------------------------------	--

Constituent	Result	Units	PQL	MDL	Method	MB Bias	Lab Quals	Run #
Dissolved Manganese	1600	ug/L	1.0		EPA-200.8	ND		1

Run #	Method	Prep Date	Run Date/Time	Analyst	Instrument	Dilution	QC Batch ID
1	EPA-200.8	07/29/14	07/29/14 20:30	SRM	PE-EL2	1	BXG2551

*The results in this report apply to the samples analyzed in accordance with the chain of custody document. This analytical report must be reproduced in its entirety.*

All results listed in this report are for the exclusive use of the submitting party. BC Laboratories, Inc. assumes no responsibility for report alteration, separation, detachment or third party interpretation.



AECOM  
1220 Avenida Acaso  
Camarillo, CA 93012

Reported: 08/18/2014 13:20  
Project: 1156  
Project Number: 351645  
Project Manager: Brenda Evans

### Volatile Organic Analysis (EPA Method 8260B)

<b>BCL Sample ID:</b> 1416535-08	<b>Client Sample Name:</b> 1156, MW-11S-W-140722, 7/22/2014 10:15:00AM
----------------------------------	--

Constituent	Result	Units	PQL	MDL	Method	MB Bias	Lab Quals	Run #
Benzene	4200	ug/L	25		EPA-8260B	ND	A01	1
1,2-Dibromoethane	ND	ug/L	12		EPA-8260B	ND	A01	2
1,2-Dichloroethane	ND	ug/L	12		EPA-8260B	ND	A01	2
Ethylbenzene	690	ug/L	12		EPA-8260B	ND	A01	2
Methyl t-butyl ether	1300	ug/L	12		EPA-8260B	ND	A01	2
Toluene	3000	ug/L	25		EPA-8260B	ND	A01	1
Total Xylenes	7100	ug/L	25		EPA-8260B	ND	A01	2
t-Amyl Methyl ether	ND	ug/L	12		EPA-8260B	ND	A01	2
t-Butyl alcohol	4800	ug/L	250		EPA-8260B	ND	A01	2
Diisopropyl ether	ND	ug/L	12		EPA-8260B	ND	A01	2
Ethanol	ND	ug/L	6200		EPA-8260B	ND	A01	2
Ethyl t-butyl ether	ND	ug/L	12		EPA-8260B	ND	A01	2
1,2-Dichloroethane-d4 (Surrogate)	94.5	%	75 - 125 (LCL - UCL)		EPA-8260B			1
1,2-Dichloroethane-d4 (Surrogate)	100	%	75 - 125 (LCL - UCL)		EPA-8260B			2
Toluene-d8 (Surrogate)	92.3	%	80 - 120 (LCL - UCL)		EPA-8260B			1
Toluene-d8 (Surrogate)	93.8	%	80 - 120 (LCL - UCL)		EPA-8260B			2
4-Bromofluorobenzene (Surrogate)	102	%	80 - 120 (LCL - UCL)		EPA-8260B			1
4-Bromofluorobenzene (Surrogate)	105	%	80 - 120 (LCL - UCL)		EPA-8260B			2

Run #	Method	Prep Date	Run Date/Time	Analyst	Instrument	Dilution	QC Batch ID
1	EPA-8260B	07/23/14	07/23/14 17:40	JMS	MS-V12	50	BXG1770
2	EPA-8260B	07/23/14	07/23/14 17:22	JMS	MS-V12	25	BXG1770

The results in this report apply to the samples analyzed in accordance with the chain of custody document. This analytical report must be reproduced in its entirety.

All results listed in this report are for the exclusive use of the submitting party. BC Laboratories, Inc. assumes no responsibility for report alteration, separation, detachment or third party interpretation.



AECOM  
1220 Avenida Acaso  
Camarillo, CA 93012

**Reported:** 08/18/2014 13:20  
**Project:** 1156  
**Project Number:** 351645  
**Project Manager:** Brenda Evans

### Purgeable Aromatics and Total Petroleum Hydrocarbons

<b>BCL Sample ID:</b> 1416535-08	<b>Client Sample Name:</b> 1156, MW-11S-W-140722, 7/22/2014 10:15:00AM
----------------------------------	--

Constituent	Result	Units	PQL	MDL	Method	MB Bias	Lab Quals	Run #
Gasoline Range Organics (C4 - C12)	40000	ug/L	1200		EPA-8015B	ND	A01	1
a,a,a-Trifluorotoluene (FID Surrogate)	85.2	%	70 - 130 (LCL - UCL)		EPA-8015B			1

Run #	Method	Prep Date	Run Date/Time	Analyst	Instrument	Dilution	QC Batch ID
1	EPA-8015B	07/22/14	07/24/14 19:04	jjh	GC-V9	25	BXG1971

*The results in this report apply to the samples analyzed in accordance with the chain of custody document. This analytical report must be reproduced in its entirety.*

All results listed in this report are for the exclusive use of the submitting party. BC Laboratories, Inc. assumes no responsibility for report alteration, separation, detachment or third party interpretation.



AECOM  
1220 Avenida Acaso  
Camarillo, CA 93012

**Reported:** 08/18/2014 13:20  
**Project:** 1156  
**Project Number:** 351645  
**Project Manager:** Brenda Evans

### Total Petroleum Hydrocarbons (Silica Gel Treated)

<b>BCL Sample ID:</b> 1416535-08	<b>Client Sample Name:</b> 1156, MW-11S-W-140722, 7/22/2014 10:15:00AM							
Constituent	Result	Units	PQL	MDL	Method	MB Bias	Lab Quals	Run #
Diesel Range Organics (C12 - C24)	2400	ug/L	200		EPA-8015B/TPH d	ND	A01,A52	1
Tetracosane (Surrogate)	83.4	%	20 - 120 (LCL - UCL)		EPA-8015B/TPH d		A01,A17	1
Capric acid (Reverse Surrogate)	0	%	0 - 1 (LCL - UCL)		EPA-8015B/TPH d		A01	1

Run #	Method	Prep Date	Run Date/Time	Analyst	Instrument	Dilution	QC Batch ID
1	EPA-8015B/TPHd	07/26/14	08/14/14 08:51	MBS	GC-5	5	BXH1215

*The results in this report apply to the samples analyzed in accordance with the chain of custody document. This analytical report must be reproduced in its entirety.*

All results listed in this report are for the exclusive use of the submitting party. BC Laboratories, Inc. assumes no responsibility for report alteration, separation, detachment or third party interpretation.



AECOM  
1220 Avenida Acaso  
Camarillo, CA 93012

**Reported:** 08/18/2014 13:20  
**Project:** 1156  
**Project Number:** 351645  
**Project Manager:** Brenda Evans

### EPA Method 1664

<b>BCL Sample ID:</b> 1416535-08	<b>Client Sample Name:</b> 1156, MW-11S-W-140722, 7/22/2014 10:15:00AM
----------------------------------	--

Constituent	Result	Units	PQL	MDL	Method	MB Bias	Lab Quals	Run #
Oil and Grease	ND	mg/L	5.0		EPA-1664A HEM	ND		1

Run #	Method	Prep Date	Run Date/Time	Analyst	Instrument	Dilution	QC Batch ID
1	EPA-1664A HEM	07/28/14	07/28/14 09:00	JAK	MAN-SV	1	BXG2559

*The results in this report apply to the samples analyzed in accordance with the chain of custody document. This analytical report must be reproduced in its entirety.*

All results listed in this report are for the exclusive use of the submitting party. BC Laboratories, Inc. assumes no responsibility for report alteration, separation, detachment or third party interpretation.





AECOM  
1220 Avenida Acaso  
Camarillo, CA 93012

**Reported:** 08/18/2014 13:20  
**Project:** 1156  
**Project Number:** 351645  
**Project Manager:** Brenda Evans

### Gas Testing in Water

<b>BCL Sample ID:</b> 1416535-08	<b>Client Sample Name:</b> 1156, MW-11S-W-140722, 7/22/2014 10:15:00AM
----------------------------------	--

Constituent	Result	Units	PQL	MDL	Method	MB Bias	Lab Quals	Run #
Methane	0.50	mg/L	0.0050		RSK-175M	ND	A01	1

Run #	Method	Prep Date	Run Date/Time	Analyst	Instrument	Dilution	QC Batch ID
1	RSK-175M	07/30/14	07/30/14 14:53	JMS	GC-V1	5	BXG2485

*The results in this report apply to the samples analyzed in accordance with the chain of custody document. This analytical report must be reproduced in its entirety.*

All results listed in this report are for the exclusive use of the submitting party. BC Laboratories, Inc. assumes no responsibility for report alteration, separation, detachment or third party interpretation.



AECOM  
1220 Avenida Acaso  
Camarillo, CA 93012

**Reported:** 08/18/2014 13:20  
**Project:** 1156  
**Project Number:** 351645  
**Project Manager:** Brenda Evans

### Water Analysis (General Chemistry)

<b>BCL Sample ID:</b> 1416535-08	<b>Client Sample Name:</b> 1156, MW-11S-W-140722, 7/22/2014 10:15:00AM
----------------------------------	--

Constituent	Result	Units	PQL	MDL	Method	MB Bias	Lab Quals	Run #
Nitrate as NO3	ND	mg/L	0.44		EPA-300.0	ND		1
Sulfate	30	mg/L	1.0		EPA-300.0	ND		1
Iron (II) Species	1900	ug/L	100		SM-3500-FeD	ND		2

Run #	Method	Prep Date	Run Date/Time	Analyst	Instrument	Dilution	QC Batch ID
1	EPA-300.0	07/23/14	07/24/14 05:16	LD1	IC5	1	BXG2123
2	SM-3500-FeD	07/23/14	07/23/14 10:27	TDC	KONE-1	1	BXG2173

*The results in this report apply to the samples analyzed in accordance with the chain of custody document. This analytical report must be reproduced in its entirety.*

All results listed in this report are for the exclusive use of the submitting party. BC Laboratories, Inc. assumes no responsibility for report alteration, separation, detachment or third party interpretation.



AECOM  
1220 Avenida Acaso  
Camarillo, CA 93012

**Reported:** 08/18/2014 13:20  
**Project:** 1156  
**Project Number:** 351645  
**Project Manager:** Brenda Evans

### Metals Analysis

<b>BCL Sample ID:</b> 1416535-08	<b>Client Sample Name:</b> 1156, MW-11S-W-140722, 7/22/2014 10:15:00AM
----------------------------------	--

Constituent	Result	Units	PQL	MDL	Method	MB Bias	Lab Quals	Run #
Dissolved Manganese	1800	ug/L	1.0		EPA-200.8	ND		1

Run #	Method	Prep Date	Run Date/Time	Analyst	Instrument	Dilution	QC Batch ID
1	EPA-200.8	07/29/14	07/29/14 20:33	SRM	PE-EL2	1	BXG2551

*The results in this report apply to the samples analyzed in accordance with the chain of custody document. This analytical report must be reproduced in its entirety.*

All results listed in this report are for the exclusive use of the submitting party. BC Laboratories, Inc. assumes no responsibility for report alteration, separation, detachment or third party interpretation.



AECOM  
1220 Avenida Acaso  
Camarillo, CA 93012

Reported: 08/18/2014 13:20  
Project: 1156  
Project Number: 351645  
Project Manager: Brenda Evans

## Volatile Organic Analysis (EPA Method 8260B)

### Quality Control Report - Method Blank Analysis

Constituent	QC Sample ID	MB Result	Units	PQL	MDL	Lab Quals
<b>QC Batch ID: BXG1770</b>						
Benzene	BXG1770-BLK1	ND	ug/L	0.50		
1,2-Dibromoethane	BXG1770-BLK1	ND	ug/L	0.50		
1,2-Dichloroethane	BXG1770-BLK1	ND	ug/L	0.50		
Ethylbenzene	BXG1770-BLK1	ND	ug/L	0.50		
Methyl t-butyl ether	BXG1770-BLK1	ND	ug/L	0.50		
Toluene	BXG1770-BLK1	ND	ug/L	0.50		
Total Xylenes	BXG1770-BLK1	ND	ug/L	1.0		
t-Amyl Methyl ether	BXG1770-BLK1	ND	ug/L	0.50		
t-Butyl alcohol	BXG1770-BLK1	ND	ug/L	10		
Diisopropyl ether	BXG1770-BLK1	ND	ug/L	0.50		
Ethanol	BXG1770-BLK1	ND	ug/L	250		
Ethyl t-butyl ether	BXG1770-BLK1	ND	ug/L	0.50		
<b>1,2-Dichloroethane-d4 (Surrogate)</b>	<b>BXG1770-BLK1</b>	<b>106</b>	<b>%</b>	<b>75 - 125 (LCL - UCL)</b>		
<b>Toluene-d8 (Surrogate)</b>	<b>BXG1770-BLK1</b>	<b>93.2</b>	<b>%</b>	<b>80 - 120 (LCL - UCL)</b>		
<b>4-Bromofluorobenzene (Surrogate)</b>	<b>BXG1770-BLK1</b>	<b>94.6</b>	<b>%</b>	<b>80 - 120 (LCL - UCL)</b>		

*The results in this report apply to the samples analyzed in accordance with the chain of custody document. This analytical report must be reproduced in its entirety.*

All results listed in this report are for the exclusive use of the submitting party. BC Laboratories, Inc. assumes no responsibility for report alteration, separation, detachment or third party interpretation.



AECOM  
1220 Avenida Acaso  
Camarillo, CA 93012

Reported: 08/18/2014 13:20  
Project: 1156  
Project Number: 351645  
Project Manager: Brenda Evans

## Volatile Organic Analysis (EPA Method 8260B)

### Quality Control Report - Laboratory Control Sample

Constituent	QC Sample ID	Type	Result	Spike Level	Units	Percent Recovery	RPD	Control Limits		Lab	Quals
								Percent Recovery	RPD		
<b>QC Batch ID: BXG1770</b>											
Benzene	BXG1770-BS1	LCS	27.070	25.000	ug/L	108		70 - 130			
Toluene	BXG1770-BS1	LCS	25.230	25.000	ug/L	101		70 - 130			
1,2-Dichloroethane-d4 (Surrogate)	BXG1770-BS1	LCS	9.5900	10.000	ug/L	95.9		75 - 125			
Toluene-d8 (Surrogate)	BXG1770-BS1	LCS	9.7600	10.000	ug/L	97.6		80 - 120			
4-Bromofluorobenzene (Surrogate)	BXG1770-BS1	LCS	10.040	10.000	ug/L	100		80 - 120			

*The results in this report apply to the samples analyzed in accordance with the chain of custody document. This analytical report must be reproduced in its entirety.*

All results listed in this report are for the exclusive use of the submitting party. BC Laboratories, Inc. assumes no responsibility for report alteration, separation, detachment or third party interpretation.



AECOM  
1220 Avenida Acaso  
Camarillo, CA 93012

Reported: 08/18/2014 13:20  
Project: 1156  
Project Number: 351645  
Project Manager: Brenda Evans

### Volatile Organic Analysis (EPA Method 8260B)

#### Quality Control Report - Precision & Accuracy

Constituent	Type	Source Sample ID	Source Result	Result	Spike Added	Units	RPD	Control Limits		Lab Quals
								Percent Recovery	Percent Recovery	
<b>QC Batch ID: BXG1770</b>		Used client sample: N								
Benzene	MS	1416132-11	ND	24.430	25.000	ug/L		97.7		70 - 130
	MSD	1416132-11	ND	25.570	25.000	ug/L	4.6	102	20	70 - 130
Toluene	MS	1416132-11	ND	22.820	25.000	ug/L		91.3		70 - 130
	MSD	1416132-11	ND	25.090	25.000	ug/L	9.5	100	20	70 - 130
1,2-Dichloroethane-d4 (Surrogate)	MS	1416132-11	ND	9.3200	10.000	ug/L		93.2		75 - 125
	MSD	1416132-11	ND	9.4700	10.000	ug/L	1.6	94.7		75 - 125
Toluene-d8 (Surrogate)	MS	1416132-11	ND	9.4200	10.000	ug/L		94.2		80 - 120
	MSD	1416132-11	ND	9.7800	10.000	ug/L	3.7	97.8		80 - 120
4-Bromofluorobenzene (Surrogate)	MS	1416132-11	ND	10.240	10.000	ug/L		102		80 - 120
	MSD	1416132-11	ND	9.9600	10.000	ug/L	2.8	99.6		80 - 120

The results in this report apply to the samples analyzed in accordance with the chain of custody document. This analytical report must be reproduced in its entirety.

All results listed in this report are for the exclusive use of the submitting party. BC Laboratories, Inc. assumes no responsibility for report alteration, separation, detachment or third party interpretation.



AECOM  
1220 Avenida Acaso  
Camarillo, CA 93012

**Reported:** 08/18/2014 13:20  
**Project:** 1156  
**Project Number:** 351645  
**Project Manager:** Brenda Evans

## Purgeable Aromatics and Total Petroleum Hydrocarbons

### Quality Control Report - Method Blank Analysis

Constituent	QC Sample ID	MB Result	Units	PQL	MDL	Lab Quals
<b>QC Batch ID: BXG1971</b>						
Gasoline Range Organics (C4 - C12)	BXG1971-BLK1	ND	ug/L	50		
a,a,a-Trifluorotoluene (FID Surrogate)	BXG1971-BLK1	75.2	%	70 - 130 (LCL - UCL)		

*The results in this report apply to the samples analyzed in accordance with the chain of custody document. This analytical report must be reproduced in its entirety.*

All results listed in this report are for the exclusive use of the submitting party. BC Laboratories, Inc. assumes no responsibility for report alteration, separation, detachment or third party interpretation.



AECOM  
1220 Avenida Acaso  
Camarillo, CA 93012

**Reported:** 08/18/2014 13:20  
**Project:** 1156  
**Project Number:** 351645  
**Project Manager:** Brenda Evans

## Purgeable Aromatics and Total Petroleum Hydrocarbons

### Quality Control Report - Laboratory Control Sample

Constituent	QC Sample ID	Type	Result	Spike Level	Units	Percent Recovery	RPD	Control Limits		Lab
								Percent Recovery	RPD	
<b>QC Batch ID: BXG1971</b>										
Gasoline Range Organics (C4 - C12)	BXG1971-BS1	LCS	870.54	1000.0	ug/L	87.1		85 - 115		
a,a,a-Trifluorotoluene (FID Surrogate)	BXG1971-BS1	LCS	35.413	40.000	ug/L	88.5		70 - 130		

*The results in this report apply to the samples analyzed in accordance with the chain of custody document. This analytical report must be reproduced in its entirety.*

All results listed in this report are for the exclusive use of the submitting party. BC Laboratories, Inc. assumes no responsibility for report alteration, separation, detachment or third party interpretation.





AECOM  
1220 Avenida Acaso  
Camarillo, CA 93012

Reported: 08/18/2014 13:20  
Project: 1156  
Project Number: 351645  
Project Manager: Brenda Evans

## Purgeable Aromatics and Total Petroleum Hydrocarbons

### Quality Control Report - Precision & Accuracy

Constituent	Type	Source Sample ID	Source Result	Result	Spike Added	Units	RPD	Percent		Lab Quals
								Recovery	RPD	
<b>QC Batch ID: BXG1971</b>		Used client sample: N								
Gasoline Range Organics (C4 - C12)	MS	1416132-17	ND	877.37	1000.0	ug/L		87.7		70 - 130
	MSD	1416132-17	ND	886.83	1000.0	ug/L	1.1	88.7	20	70 - 130
a,a,a-Trifluorotoluene (FID Surrogate)	MS	1416132-17	ND	34.872	40.000	ug/L		87.2		70 - 130
	MSD	1416132-17	ND	34.853	40.000	ug/L	0.1	87.1		70 - 130

*The results in this report apply to the samples analyzed in accordance with the chain of custody document. This analytical report must be reproduced in its entirety.*

All results listed in this report are for the exclusive use of the submitting party. BC Laboratories, Inc. assumes no responsibility for report alteration, separation, detachment or third party interpretation.



AECOM  
1220 Avenida Acaso  
Camarillo, CA 93012

**Reported:** 08/18/2014 13:20  
**Project:** 1156  
**Project Number:** 351645  
**Project Manager:** Brenda Evans

## Total Petroleum Hydrocarbons (Silica Gel Treated)

### Quality Control Report - Method Blank Analysis

Constituent	QC Sample ID	MB Result	Units	PQL	MDL	Lab Quals
<b>QC Batch ID: BXH1215</b>						
Diesel Range Organics (C12 - C24)	BXH1215-BLK1	ND	ug/L	40		
<b>Tetracosane (Surrogate)</b>	<b>BXH1215-BLK1</b>	<b>96.6</b>	<b>%</b>	<b>20 - 120 (LCL - UCL)</b>		
Capric acid (Reverse Surrogate)	BXH1215-BLK1	0	%	0 - 1 (LCL - UCL)		

*The results in this report apply to the samples analyzed in accordance with the chain of custody document. This analytical report must be reproduced in its entirety.*

All results listed in this report are for the exclusive use of the submitting party. BC Laboratories, Inc. assumes no responsibility for report alteration, separation, detachment or third party interpretation.



AECOM  
1220 Avenida Acaso  
Camarillo, CA 93012

**Reported:** 08/18/2014 13:20  
Project: 1156  
Project Number: 351645  
Project Manager: Brenda Evans

## Total Petroleum Hydrocarbons (Silica Gel Treated)

### Quality Control Report - Laboratory Control Sample

Constituent	QC Sample ID	Type	Result	Spike Level	Units	Percent Recovery	RPD	Control Limits		Lab	Quals
								Percent Recovery	RPD		
<b>QC Batch ID: BXH1215</b>											
Diesel Range Organics (C12 - C24)	BXH1215-BS1	LCS	340.17	500.00	ug/L	68.0		20 - 110			
Tetracosane (Surrogate)	BXH1215-BS1	LCS	17.097	20.000	ug/L	85.5		20 - 120			
Capric acid (Reverse Surrogate)	BXH1215-BS1	LCS	ND	100.00	ug/L	0		0 - 1			

*The results in this report apply to the samples analyzed in accordance with the chain of custody document. This analytical report must be reproduced in its entirety.*

All results listed in this report are for the exclusive use of the submitting party. BC Laboratories, Inc. assumes no responsibility for report alteration, separation, detachment or third party interpretation.



AECOM  
1220 Avenida Acaso  
Camarillo, CA 93012

Reported: 08/18/2014 13:20  
Project: 1156  
Project Number: 351645  
Project Manager: Brenda Evans

## Total Petroleum Hydrocarbons (Silica Gel Treated)

### Quality Control Report - Precision & Accuracy

Constituent	Type	Source Sample ID	Source Result	Result	Spike Added	Units	RPD	Percent Recovery	Control Limits		Lab Quals
									RPD	Percent Recovery	
<b>QC Batch ID: BXH1215</b>		Used client sample: N									
Diesel Range Organics (C12 - C24)	MS	1416132-70	ND	322.81	500.00	ug/L		64.6		20 - 110	
	MSD	1416132-70	ND	347.29	500.00	ug/L	7.3	69.5	30	20 - 110	
Tetracosane (Surrogate)	MS	1416132-70	ND	17.358	20.000	ug/L		86.8		20 - 120	
	MSD	1416132-70	ND	17.719	20.000	ug/L	2.1	88.6		20 - 120	
Capric acid (Reverse Surrogate)	MS	1416132-70	ND	ND	100.00	ug/L		0		0 - 1	
	MSD	1416132-70	ND	ND	100.00	ug/L		0		0 - 1	

*The results in this report apply to the samples analyzed in accordance with the chain of custody document. This analytical report must be reproduced in its entirety.*

All results listed in this report are for the exclusive use of the submitting party. BC Laboratories, Inc. assumes no responsibility for report alteration, separation, detachment or third party interpretation.



AECOM  
1220 Avenida Acaso  
Camarillo, CA 93012

**Reported:** 08/18/2014 13:20  
**Project:** 1156  
**Project Number:** 351645  
**Project Manager:** Brenda Evans

### EPA Method 1664

### Quality Control Report - Method Blank Analysis

Constituent	QC Sample ID	MB Result	Units	PQL	MDL	Lab Quals
<b>QC Batch ID: BXG2559</b>						
Oil and Grease	BXG2559-BLK1	ND	mg/L	5.0		

*The results in this report apply to the samples analyzed in accordance with the chain of custody document. This analytical report must be reproduced in its entirety.*

All results listed in this report are for the exclusive use of the submitting party. BC Laboratories, Inc. assumes no responsibility for report alteration, separation, detachment or third party interpretation.



AECOM  
1220 Avenida Acaso  
Camarillo, CA 93012

**Reported:** 08/18/2014 13:20  
**Project:** 1156  
**Project Number:** 351645  
**Project Manager:** Brenda Evans

### EPA Method 1664

### Quality Control Report - Laboratory Control Sample

Constituent	QC Sample ID	Type	Result	Spike Level	Units	Percent Recovery	RPD	Control Limits		Lab
								Percent Recovery	RPD	
<b>QC Batch ID: BXG2559</b>										
Oil and Grease	BXG2559-BS1	LCS	33.600	39.100	mg/L	85.9		78	114	

*The results in this report apply to the samples analyzed in accordance with the chain of custody document. This analytical report must be reproduced in its entirety.*

All results listed in this report are for the exclusive use of the submitting party. BC Laboratories, Inc. assumes no responsibility for report alteration, separation, detachment or third party interpretation.



AECOM  
1220 Avenida Acaso  
Camarillo, CA 93012

Reported: 08/18/2014 13:20  
Project: 1156  
Project Number: 351645  
Project Manager: Brenda Evans

### EPA Method 1664

### Quality Control Report - Precision & Accuracy

Constituent	Type	Source Sample ID	Source Result	Result	Spike Added	Units	RPD	Percent		Lab Quals
								Recovery	RPD	
<b>QC Batch ID: BXG2559</b>		Used client sample: N								
Oil and Grease	DUP	1416132-40	ND	ND		mg/L				18
	MS	1416132-40	ND	33.650	39.100	mg/L		86.1		78 - 114
	MSD	1416132-40	ND	33.150	39.100	mg/L	1.5	84.8	18	78 - 114

*The results in this report apply to the samples analyzed in accordance with the chain of custody document. This analytical report must be reproduced in its entirety.*

All results listed in this report are for the exclusive use of the submitting party. BC Laboratories, Inc. assumes no responsibility for report alteration, separation, detachment or third party interpretation.



AECOM  
1220 Avenida Acaso  
Camarillo, CA 93012

**Reported:** 08/18/2014 13:20  
**Project:** 1156  
**Project Number:** 351645  
**Project Manager:** Brenda Evans

## Gas Testing in Water

### Quality Control Report - Method Blank Analysis

Constituent	QC Sample ID	MB Result	Units	PQL	MDL	Lab Quals
<b>QC Batch ID: BXG2484</b>						
Methane	BXG2484-BLK1	ND	mg/L	0.0010		
<b>QC Batch ID: BXG2485</b>						
Methane	BXG2485-BLK1	ND	mg/L	0.0010		

*The results in this report apply to the samples analyzed in accordance with the chain of custody document. This analytical report must be reproduced in its entirety.*

All results listed in this report are for the exclusive use of the submitting party. BC Laboratories, Inc. assumes no responsibility for report alteration, separation, detachment or third party interpretation.





AECOM  
1220 Avenida Acaso  
Camarillo, CA 93012

Reported: 08/18/2014 13:20  
Project: 1156  
Project Number: 351645  
Project Manager: Brenda Evans

## Gas Testing in Water

### Quality Control Report - Laboratory Control Sample

Constituent	QC Sample ID	Type	Result	Spike Level	Units	Percent Recovery	RPD	Control Limits		Lab
								Percent Recovery	RPD	
<b>QC Batch ID: BXG2484</b>										
Methane	BXG2484-BS1	LCS	0.010580	0.010843	mg/L	97.6		80 - 120		
	BXG2484-BSD1	LCSD	0.010708	0.010843	mg/L	98.8	1.2	80 - 120	20	
<b>QC Batch ID: BXG2485</b>										
Methane	BXG2485-BS1	LCS	0.010648	0.010843	mg/L	98.2		80 - 120		
	BXG2485-BSD1	LCSD	0.010533	0.010843	mg/L	97.1	1.1	80 - 120	20	

*The results in this report apply to the samples analyzed in accordance with the chain of custody document. This analytical report must be reproduced in its entirety.*

All results listed in this report are for the exclusive use of the submitting party. BC Laboratories, Inc. assumes no responsibility for report alteration, separation, detachment or third party interpretation.



AECOM  
1220 Avenida Acaso  
Camarillo, CA 93012

**Reported:** 08/18/2014 13:20  
Project: 1156  
Project Number: 351645  
Project Manager: Brenda Evans

### Water Analysis (General Chemistry)

#### Quality Control Report - Method Blank Analysis

Constituent	QC Sample ID	MB Result	Units	PQL	MDL	Lab Quals
<b>QC Batch ID: BXG2123</b>						
Nitrate as NO3	BXG2123-BLK1	ND	mg/L	0.44		
Sulfate	BXG2123-BLK1	ND	mg/L	1.0		
<b>QC Batch ID: BXG2173</b>						
Iron (II) Species	BXG2173-BLK1	ND	ug/L	100		

*The results in this report apply to the samples analyzed in accordance with the chain of custody document. This analytical report must be reproduced in its entirety.*

All results listed in this report are for the exclusive use of the submitting party. BC Laboratories, Inc. assumes no responsibility for report alteration, separation, detachment or third party interpretation.



AECOM  
1220 Avenida Acaso  
Camarillo, CA 93012

Reported: 08/18/2014 13:20  
Project: 1156  
Project Number: 351645  
Project Manager: Brenda Evans

### Water Analysis (General Chemistry)

#### Quality Control Report - Laboratory Control Sample

Constituent	QC Sample ID	Type	Result	Spike Level	Units	Percent Recovery	RPD	Control Limits		Lab
								Percent Recovery	RPD	
<b>QC Batch ID: BXG2123</b>										
Nitrate as NO3	BXG2123-BS1	LCS	22.555	22.134	mg/L	102		90 - 110		
Sulfate	BXG2123-BS1	LCS	103.86	100.00	mg/L	104		90 - 110		
<b>QC Batch ID: BXG2173</b>										
Iron (II) Species	BXG2173-BS1	LCS	2576.3	2500.0	ug/L	103		90 - 110		

*The results in this report apply to the samples analyzed in accordance with the chain of custody document. This analytical report must be reproduced in its entirety.*

All results listed in this report are for the exclusive use of the submitting party. BC Laboratories, Inc. assumes no responsibility for report alteration, separation, detachment or third party interpretation.



AECOM  
1220 Avenida Acaso  
Camarillo, CA 93012

Reported: 08/18/2014 13:20  
Project: 1156  
Project Number: 351645  
Project Manager: Brenda Evans

### Water Analysis (General Chemistry)

#### Quality Control Report - Precision & Accuracy

Constituent	Type	Source Sample ID	Source Result	Result	Spike Added	Units	RPD	Control Limits		Lab
								Percent Recovery	RPD	
<b>QC Batch ID: BXG2123</b>		Used client sample: Y - Description: MW-3B-W-140722, 07/22/2014 07:55								
Nitrate as NO3	DUP	1416535-02	ND	ND		mg/L				10
	MS	1416535-02	ND	23.610	22.358	mg/L		106		80 - 120
	MSD	1416535-02	ND	23.636	22.358	mg/L	0.1	106	10	80 - 120
Sulfate	DUP	1416535-02	1.7950	1.7590		mg/L	2.0			10
	MS	1416535-02	1.7950	109.54	101.01	mg/L		107		80 - 120
	MSD	1416535-02	1.7950	109.68	101.01	mg/L	0.1	107	10	80 - 120
<b>QC Batch ID: BXG2173</b>		Used client sample: Y - Description: MW-3B-W-140722, 07/22/2014 07:55								
Iron (II) Species	DUP	1416535-02	5938.9	5884.8		ug/L	0.9			10

The results in this report apply to the samples analyzed in accordance with the chain of custody document. This analytical report must be reproduced in its entirety.

All results listed in this report are for the exclusive use of the submitting party. BC Laboratories, Inc. assumes no responsibility for report alteration, separation, detachment or third party interpretation.



AECOM  
1220 Avenida Acaso  
Camarillo, CA 93012

**Reported:** 08/18/2014 13:20  
**Project:** 1156  
**Project Number:** 351645  
**Project Manager:** Brenda Evans

## Metals Analysis

### Quality Control Report - Method Blank Analysis

Constituent	QC Sample ID	MB Result	Units	PQL	MDL	Lab Quals
<b>QC Batch ID: BXG2551</b>						
Dissolved Manganese	BXG2551-BLK1	ND	ug/L	1.0		

*The results in this report apply to the samples analyzed in accordance with the chain of custody document. This analytical report must be reproduced in its entirety.*

All results listed in this report are for the exclusive use of the submitting party. BC Laboratories, Inc. assumes no responsibility for report alteration, separation, detachment or third party interpretation.



AECOM  
1220 Avenida Acaso  
Camarillo, CA 93012

**Reported:** 08/18/2014 13:20  
**Project:** 1156  
**Project Number:** 351645  
**Project Manager:** Brenda Evans

### Metals Analysis

#### Quality Control Report - Laboratory Control Sample

Constituent	QC Sample ID	Type	Result	Spike Level	Units	Percent Recovery	RPD	Control Limits		Lab
								Percent Recovery	RPD	
<b>QC Batch ID: BXG2551</b>										
Dissolved Manganese	BXG2551-BS1	LCS	102.59	100.00	ug/L	103		85	115	

*The results in this report apply to the samples analyzed in accordance with the chain of custody document. This analytical report must be reproduced in its entirety.*

All results listed in this report are for the exclusive use of the submitting party. BC Laboratories, Inc. assumes no responsibility for report alteration, separation, detachment or third party interpretation.



AECOM  
1220 Avenida Acaso  
Camarillo, CA 93012

Reported: 08/18/2014 13:20  
Project: 1156  
Project Number: 351645  
Project Manager: Brenda Evans

### Metals Analysis

#### Quality Control Report - Precision & Accuracy

Constituent	Type	Source Sample ID	Source Result	Result	Spike Added	Units	RPD	Percent Recovery	Control Limits		Lab Quals
									RPD	Percent Recovery	
<b>QC Batch ID: BXG2551</b>		Used client sample: Y - Description: MW-9A-W-140722, 07/22/2014 13:35									
Dissolved Manganese	DUP	1416535-03	1594.2	1654.1		ug/L	3.7		20		
	MS	1416535-03	1594.2	1760.0	102.04	ug/L		162		70 - 130	A03
	MSD	1416535-03	1594.2	1781.6	102.04	ug/L	1.2	184	20	70 - 130	A03

*The results in this report apply to the samples analyzed in accordance with the chain of custody document. This analytical report must be reproduced in its entirety.*

All results listed in this report are for the exclusive use of the submitting party. BC Laboratories, Inc. assumes no responsibility for report alteration, separation, detachment or third party interpretation.



AECOM  
1220 Avenida Acaso  
Camarillo, CA 93012

**Reported:** 08/18/2014 13:20  
**Project:** 1156  
**Project Number:** 351645  
**Project Manager:** Brenda Evans

**Notes And Definitions**

- MDL Method Detection Limit
- ND Analyte Not Detected at or above the reporting limit
- PQL Practical Quantitation Limit
- RPD Relative Percent Difference
- A01 PQL's and MDL's are raised due to sample dilution.
- A03 The sample concentration is more than 4 times the spike level.
- A10 PQL's and MDL's were raised due to matrix interference.
- A17 Surrogate not reportable due to sample dilution.
- A52 Chromatogram not typical of diesel.



## **ATTACHMENT 3**

**Adjacent Site Monitoring Data  
– Former Shell Service Station  
No. 13-5701, 4255 MacArthur  
Boulevard, Oakland, California**

TABLE 1

**GROUNDWATER DATA  
FORMER SHELL SERVICE STATION  
4255 MACARTHUR BOULEVARD, OAKLAND, CALIFORNIA**

Well ID	Date	TPHg (µg/L)	B (µg/L)	T (µg/L)	E (µg/L)	X (µg/L)	MTBE		TBA (µg/L)	DIPE (µg/L)	ETBE (µg/L)	TAME (µg/L)	EDB (µg/L)	1,2- DCA (µg/L)	Ethanol (µg/L)	TOC (ft MSL)	Depth to Water (ft TOC)	GW Elevation (ft MSL)	SPH Thickness (ft)	DO Reading (mg/L)	ORP Reading (mV)
							8020 (µg/L)	8260 (µg/L)													
MW-1	11/17/1993	410	21	11	7.9	47	---	---	---	---	---	---	---	---	---	175.79	8.59	167.20	---	---	---
MW-1	01/20/1994	1,200	180	19	48	47	---	---	---	---	---	---	---	---	---	175.79	8.22	167.57	---	---	---
MW-1	04/25/1994	3,100	610	<10	130	27	---	---	---	---	---	---	---	---	---	175.79	7.63	168.16	---	---	---
MW-1	07/07/1994	2,400	1,000	10	250	20	---	---	---	---	---	---	---	---	---	175.79	8.31	167.48	---	---	---
MW-1	10/27/1994	2,200	500	3.1	72	1.8	---	---	---	---	---	---	---	---	---	175.79	8.84	166.95	---	---	---
MW-1	11/17/1994	---	---	---	---	---	---	---	---	---	---	---	---	---	---	175.79	7.60	168.19	---	---	---
MW-1	11/28/1994	---	---	---	---	---	---	---	---	---	---	---	---	---	---	175.79	7.56	168.23	---	---	---
MW-1	01/13/1995	570	75	2.5	6.7	11	---	---	---	---	---	---	---	---	---	175.79	7.11	168.68	---	---	---
MW-1	04/12/1995	1,800	480	<5.0	79	<5.0	---	---	---	---	---	---	---	---	---	175.79	7.08	168.71	---	---	---
MW-1	07/25/1995	120	15	1.1	2.1	2.9	---	---	---	---	---	---	---	---	---	175.79	7.73	168.06	---	---	---
MW-1 (D)	07/25/1995	300	88	2.4	11	6.5	---	---	---	---	---	---	---	---	---	175.79	7.73	168.06	---	---	---
MW-1	10/18/1995	130	9.5	0.8	1.3	1.7	---	---	---	---	---	---	---	---	---	175.79	8.42	167.37	---	---	---
MW-1 (D)	10/18/1995	120	11	0.8	1.4	1.8	---	---	---	---	---	---	---	---	---	175.79	8.42	167.37	---	---	---
MW-1	01/17/1996	250	22	0.9	1.6	2.3	---	---	---	---	---	---	---	---	---	175.79	7.83	167.96	---	---	---
MW-1	04/25/1996	<50	4.6	<0.5	<0.5	0.6	500b	---	---	---	---	---	---	---	---	175.79	7.35	168.44	---	---	---
MW-1	07/17/1996	<250	15	<2.5	<2.5	<2.5	540	---	---	---	---	---	---	---	---	175.79	7.70	168.09	---	---	---
MW-1	10/01/1996	1,200	500	12	57	82	1,900	---	---	---	---	---	---	---	---	175.79	8.07	167.72	---	---	---
MW-1	01/22/1997	640	170	4.3	33	33	1,200	---	---	---	---	---	---	---	---	175.79	7.21	168.58	---	---	---
MW-1	04/08/1997	<200	34	<2.0	3.3	4.3	950	---	---	---	---	---	---	---	---	175.79	7.75	168.04	---	---	---
MW-1 (D)	04/08/1997	<200	66	<2.0	6.4	8	740	---	---	---	---	---	---	---	---	175.79	7.75	168.04	---	---	---
MW-1	07/08/1997	190	49	1.2	5.8	8.6	560	---	---	---	---	---	---	---	---	175.79	8.01	167.78	---	---	---
MW-1	10/08/1997	<100	7	<1.0	<1.0	<1.0	620	---	---	---	---	---	---	---	---	175.79	8.10	167.69	---	---	---
MW-1	01/09/1998	970	390	12	48	71	1,200	---	---	---	---	---	---	---	---	175.79	7.14	168.65	---	---	---
MW-1	04/13/1998	<50	136	<0.50	1.5	1.8	170	---	---	---	---	---	---	---	---	175.79	6.78	169.01	---	---	---
MW-1	07/17/1998	2,500	750	11	88	67	150	---	---	---	---	---	---	---	---	175.79	7.28	168.51	---	---	---
MW-1	10/02/1998	8,000	970	36	270	440	35	---	---	---	---	---	---	---	---	175.79	7.77	168.02	---	---	---
MW-1	02/03/1999	210	56	0.82	<0.50	3.2	220	---	---	---	---	---	---	---	---	175.79	7.45	168.34	---	1.4	---
MW-1	04/29/1999	<50	4.5	<0.50	0.56	<0.50	140	196	---	---	---	---	---	---	---	175.79	7.58	168.21	---	1.2	140
MW-1	07/23/1999	<50.0	<0.500	<0.500	<0.500	<0.500	120	111 f	---	---	---	---	---	---	---	175.79	8.51	167.28	---	1.0	---
MW-1	11/01/1999	<50.0	<0.500	<0.500	<0.500	<0.500	2.90	---	---	---	---	---	---	---	---	175.79	8.30	167.49	---	1.4	-71
MW-1	01/17/2000	<50	<0.50	<0.50	<0.50	<0.50	3.30	---	---	---	---	---	---	---	---	175.79	8.04	167.75	---	16.9	64
MW-1	04/17/2000	<50.0	1.08	<0.500	<0.500	<0.500	<2.50	---	---	---	---	---	---	---	---	175.79	8.00	167.79	---	1.8	112
MW-1	07/26/2000	125	54.3	2.16	5.45	9.86	33.1	---	---	---	---	---	---	---	---	175.79	7.52	168.27	---	13.2	-140
MW-1	10/12/2000	101	40.7	2.68	3.00	5.18	25.0	---	---	---	---	---	---	---	---	175.79	7.71	168.08	---	>20	534
MW-1	01/15/2001	<50.0	0.633	<0.500	0.505	1.74	<2.50	---	---	---	---	---	---	---	---	175.79	7.33	168.46	---	16.9	-127
MW-1	04/09/2001	<50.0	<0.500	<0.500	<0.500	0.927	<2.50	---	---	---	---	---	---	---	---	175.79	7.68	168.11	---	12.8	-117
MW-1	07/24/2001	<50	4.0	0.65	0.53	1.3	---	<5.0	---	---	---	---	---	---	---	175.79	8.00	167.79	---	>20	43
MW-1	10/31/2001	<50	4.4	<0.50	<0.50	0.98	---	<5.0	---	---	---	---	---	---	---	175.79	7.94	167.85	---	13.6	123

TABLE 1

**GROUNDWATER DATA  
FORMER SHELL SERVICE STATION  
4255 MACARTHUR BOULEVARD, OAKLAND, CALIFORNIA**

Well ID	Date	TPHg (µg/L)	B (µg/L)	T (µg/L)	E (µg/L)	X (µg/L)	MTBE		TBA (µg/L)	DIPE (µg/L)	ETBE (µg/L)	TAME (µg/L)	EDB (µg/L)	1,2- DCA (µg/L)	Ethanol (µg/L)	TOC (ft MSL)	Depth to Water (ft TOC)	GW Elevation (ft MSL)	SPH Thickness (ft)	DO Reading (mg/L)	ORP Reading (mV)
							8020 (µg/L)	8260 (µg/L)													
MW-1	01/10/2002	<50	2.2	<0.50	<0.50	1.2	---	6.1	---	---	---	---	---	---	---	175.79	7.63	168.16	---	0.1	63
MW-1	04/25/2002	<50	2.0	<0.50	<0.50	<0.50	---	<5.0	---	---	---	---	---	---	---	175.79	7.76	168.03	---	0.3	54
MW-1	07/18/2002	<50	6.1	<0.50	<0.50	0.98	---	<5.0	---	---	---	---	---	---	---	175.79	8.29	167.50	---	1.1	32
MW-1	10/07/2002	500	17	14	11	60	---	9.0	---	---	---	---	---	---	---	175.76	8.34	167.42	---	2.8	-26
MW-1	01/06/2003	<50	12	<0.50	0.73	0.58	---	14	---	---	---	---	---	---	---	175.76	7.18	168.58	---	0.5	-22
MW-1	04/07/2003	<50	<0.50	<0.50	<0.50	<1.0	---	12	<5.0	---	---	---	---	---	---	175.76	7.75	168.01	---	0.7	-24
MW-1	07/07/2003	<50	6.6	<0.50	<0.50	<1.0	---	8.1	<5.0	---	---	---	---	---	---	175.76	7.75	168.01	---	0.5	16
MW-1	10/09/2003	<50	1.9	<0.50	<0.50	<1.0	---	22	<5.0	---	---	---	---	---	---	175.76	8.45	167.31	---	0.7	80
MW-1	01/14/2004	<100	19	<1.0	<1.0	<2.0	---	180	63	---	---	---	---	---	---	175.76	7.45	168.31	---	0.8	242
MW-1	04/28/2004	<50	2.1	<0.50	<0.50	<1.0	---	110	33	---	---	---	---	---	---	175.76	8.25	167.51	---	0.5	64
MW-1	07/12/2004	<50	2.5	<0.50	<0.50	<1.0	---	120	26	<2.0	<2.0	<2.0	---	---	<50	175.76	6.20	169.56	---	0.5	72
MW-1	10/25/2004	<500	<5.0	<5.0	<5.0	<10	---	550	240	---	---	---	---	---	---	175.76	7.98	167.78	---	3.15	-72
MW-1	01/17/2005	<250	8.0	<2.5	<2.5	<5.0	---	500	310	---	---	---	---	---	---	175.76	7.42	168.34	---	0.2	9
MW-1	04/06/2005	<250	<2.5	<2.5	<2.5	<5.0	---	230	330*	---	---	---	---	---	---	175.76	8.15	167.61	---	2.49	143
MW-1	07/08/2005	<50	<0.50	<0.50	<0.50	<0.50	---	380	510	<0.50	<0.50	<0.50	---	---	<5.0	175.76	7.45	168.31	---	1.1	12
MW-1	10/07/2005	<500 c	<5.0	<5.0	<5.0	<10	---	1,600	1,600	---	---	---	---	---	---	175.76	7.72	168.04	---	---	---
MW-1	01/27/2006	1,720	6.92	<0.500	<0.500	<0.500	---	1,270	1,380	---	---	---	---	---	---	175.76	6.68	169.08	---	---	---
MW-1	04/28/2006	2,420	6.90	1.19	<0.500	0.980	---	2,080	1,870	---	---	---	---	---	---	175.76	6.67	169.09	---	---	---
MW-1	07/28/2006	3,230	2.06	<0.500	<0.500	<0.500	---	1,770	1,730	<0.500	<0.500	1.14	---	---	<50.0	175.76	7.65	168.11	---	---	---
MW-1	10/27/2006	1,020	3.22	<0.500	1.72	<0.500	---	690	884	---	---	---	---	---	---	175.76	7.90	167.86	---	---	---
MW-1	01/10/2007	1,100	3.0	<0.50	<0.50	<1.0	---	2,300	2,900	---	---	---	---	---	---	175.76	7.62	168.14	---	---	---
MW-1	04/13/2007	620 c,g	7.1	0.24 h	<1.0	<1.0	---	2,800	3,600	---	---	---	---	---	---	175.76	6.98	168.78	---	---	---
MW-1	07/09/2007	960 c,g	4.3 h	<20	<20	<20	---	1,900	2,100	<40	<40	<40	---	---	<2,000	175.76	7.60	168.16	---	---	---
MW-1	10/08/2007	590 c,g	5.9 h	<20	<20	<20	---	3,200	2,200	---	---	---	---	---	---	175.76	8.05	167.71	---	---	---
MW-1	01/09/2008	470 c,g	36	<10	<10	<10	---	660	1,300	---	---	---	---	---	---	175.76	6.99	168.77	---	---	---
MW-1	04/04/2008	2,200	<10	<20	<20	<20	---	2,000	1,500	---	---	---	---	---	---	175.76	6.94	168.82	---	---	---
MW-1	07/03/2008	1,800	<10	<20	<20	<20	---	1,800	3,400	<40	<40	<40	---	---	<2,000	175.76	8.03	167.73	---	---	---
MW-1	10/03/2008	2,000	<10	<20	<20	<20	---	2,000	2,800	---	---	---	---	---	---	175.76	8.58	167.18	---	---	---
MW-1	01/22/2009	2,400	14	<20	<20	<20	---	1,600	3,200	---	---	---	---	---	---	175.76	8.15	167.61	---	---	---
MW-1	04/13/2009	1,800	<10	<20	<20	<20	---	970	1,900	---	---	---	---	---	---	175.76	2.13	173.63	---	---	---
MW-1	07/23/2009	1,800	6.9	<10	<10	<10	---	1,500	2,800	<20	<20	<20	---	---	<1000	175.76	8.15	167.61	---	---	---
MW-1	02/01/2010	910	94	<5.0	<5.0	<5.0	---	620	1,800	---	---	---	---	---	---	175.76	7.44	168.32	---	---	---
MW-1	08/02/2010	1,600	8.4	<5.0	<5.0	<5.0	---	2,100	2,100	---	---	---	---	---	---	175.76	7.49	168.27	---	---	---
MW-1	01/31/2011	1,100 c	41	<10	<10	<10	---	2,000	2,600	---	---	---	<10	<10	---	175.76	7.45	168.31	---	---	---
MW-1	07/25/2011	520 c	31	<2.5	<2.5	<5.0	---	530	1,600	<5.0	<5.0	<5.0	---	---	<750	175.76	7.39	168.37	---	---	---
MW-1	01/23/2012	<1,000	49	<10	<10	<20	---	1,200	1,200	---	---	---	---	---	---	175.76	7.85	167.91	---	---	---
MW-1	07/24/2012	390	14	<2.5	<2.5	<5.0	---	350	1,100	<2.5	<2.5	<2.5	---	---	---	175.76	7.80	167.96	---	---	---
MW-1	01/23/2013	1,100	45	<1.0	<1.0	<2.0	---	1,400	1,600	---	---	---	---	---	---	175.76	7.26	168.50	---	---	---

TABLE 1

**GROUNDWATER DATA  
FORMER SHELL SERVICE STATION  
4255 MACARTHUR BOULEVARD, OAKLAND, CALIFORNIA**

Well ID	Date	TPHg (µg/L)	B (µg/L)	T (µg/L)	E (µg/L)	X (µg/L)	MTBE		TBA (µg/L)	DIPE (µg/L)	ETBE (µg/L)	TAME (µg/L)	EDB (µg/L)	1,2- DCA (µg/L)	Ethanol (µg/L)	TOC (ft MSL)	Depth to Water (ft TOC)	GW Elevation (ft MSL)	SPH Thickness (ft)	DO Reading (mg/L)	ORP Reading (mV)
							8020 (µg/L)	8260 (µg/L)													
MW-1	07/10/2013	1,000	5.2	<5.0	<5.0	<10	---	1,000	700	<5.0	<5.0	<5.0	---	---	<1,500	175.76	7.99	167.77	---	---	---
MW-1	01/16/2014	840	56	<5.0	<5.0	<10	---	750	960	---	---	---	---	---	---	175.76	8.60	167.16	---	---	---
<b>MW-1</b>	<b>07/10/2014</b>	<b>1,100 i</b>	<b>&lt;10</b>	<b>&lt;10</b>	<b>&lt;10</b>	<b>&lt;20</b>	<b>---</b>	<b>980</b>	<b>600</b>	<b>&lt;10</b>	<b>&lt;10</b>	<b>&lt;10</b>	<b>---</b>	<b>---</b>	<b>&lt;3,000</b>	<b>175.76</b>	<b>8.11</b>	<b>167.65</b>	<b>---</b>	<b>---</b>	<b>---</b>
MW-2	11/17/1993	31,000	9,400	4,600	1,000	3,900	---	---	---	---	---	---	---	---	---	170.91	12.31	158.60	---	---	---
MW-2	01/20/1994	40,000	6,900	5,600	780	4,100	---	---	---	---	---	---	---	---	---	170.91	11.48	159.43	---	---	---
MW-2 (D)	01/20/1994	41,000	7,200	6,200	900	4,800	---	---	---	---	---	---	---	---	---	170.91	11.48	159.43	---	---	---
MW-2	04/25/1994	60,000	9,300	6,100	1,400	6,200	---	---	---	---	---	---	---	---	---	170.91	10.84	160.07	---	---	---
MW-2	07/07/1994	280,000 a	40,000	26,000	8,100	32,000	---	---	---	---	---	---	---	---	---	170.91	11.89	159.02	---	---	---
MW-2 (D)	07/07/1994	53,000	13,000	6,600	2,000	8,400	---	---	---	---	---	---	---	---	---	170.91	11.89	159.02	---	---	---
MW-2	10/27/1994	130,000	14,000	12,000	2,400	13,000	---	---	---	---	---	---	---	---	---	170.91	12.89	158.02	---	---	---
MW-2 (D)	10/27/1994	390,000	8,800	7,000	1,700	11,000	---	---	---	---	---	---	---	---	---	170.91	12.89	158.02	---	---	---
MW-2	11/17/1994	---	---	---	---	---	---	---	---	---	---	---	---	---	---	170.91	9.11	161.80	---	---	---
MW-2	11/28/1994	---	---	---	---	---	---	---	---	---	---	---	---	---	---	170.91	9.22	161.69	---	---	---
MW-2	01/13/1995	75,000	5,900	12,000	3,100	17,000	---	---	---	---	---	---	---	---	---	170.91	8.10	162.81	---	---	---
MW-2	04/12/1995	100,000	8,500	11,000	2,400	12,000	---	---	---	---	---	---	---	---	---	170.91	10.12	160.79	---	---	---
MW-2 (D)	04/12/1995	80,000	4,200	9,300	2,500	12,000	---	---	---	---	---	---	---	---	---	170.91	10.12	160.79	---	---	---
MW-2	07/25/1995	---	---	---	---	---	---	---	---	---	---	---	---	---	---	170.91	11.53	159.80	0.52	---	---
MW-2	10/18/1995	---	---	---	---	---	---	---	---	---	---	---	---	---	---	170.91	14.02	156.99	0.13	---	---
MW-2	01/17/1996	---	---	---	---	---	---	---	---	---	---	---	---	---	---	170.91	10.27	160.78	0.17	---	---
MW-2	04/25/1996	---	---	---	---	---	---	---	---	---	---	---	---	---	---	170.91	11.68	159.25	0.03	---	---
MW-2	07/17/1996	---	---	---	---	---	---	---	---	---	---	---	---	---	---	170.91	12.78	158.51	0.48	---	---
MW-2	10/01/1996	---	---	---	---	---	---	---	---	---	---	---	---	---	---	170.91	14.21	156.92	0.28	---	---
MW-2	01/22/1997	---	---	---	---	---	---	---	---	---	---	---	---	---	---	170.91	10.92	160.08	0.11	---	---
MW-2	04/08/1997	---	---	---	---	---	---	---	---	---	---	---	---	---	---	170.91	14.12	156.95	0.20	---	---
MW-2	07/08/1997	---	---	---	---	---	---	---	---	---	---	---	---	---	---	170.91	14.98	156.08	0.19	---	---
MW-2	10/08/1997	---	---	---	---	---	---	---	---	---	---	---	---	---	---	170.91	12.97	157.98	0.05	---	---
MW-2	01/08/1998	---	---	---	---	---	---	---	---	---	---	---	---	---	---	170.91	12.54	158.43	0.08	---	---
MW-2	04/13/1998	180,000	2,800	5,200	2,400	13,000	71,000	---	---	---	---	---	---	---	---	170.91	10.05	160.86	---	---	---
MW-2	07/17/1998	---	---	---	---	---	---	---	---	---	---	---	---	---	---	170.91	11.75	159.24	0.10	---	---
MW-2	10/02/1998	---	---	---	---	---	---	---	---	---	---	---	---	---	---	170.91	16.78	154.22	0.11	---	---
MW-2	02/03/1999	---	---	---	---	---	---	---	---	---	---	---	---	---	---	170.91	9.90	161.07	0.08	---	---
MW-2	04/29/1999	---	---	---	---	---	---	---	---	---	---	---	---	---	---	170.91	9.86	161.09	0.05	---	---
MW-2	07/23/1999	65,800	6,500	4,480	1,960	8,960	46,600	58,500 f	---	---	---	---	---	---	---	170.91	14.45	156.46	---	1.4	---
MW-2	11/01/1999	---	---	---	---	---	---	---	---	---	---	---	---	---	---	170.91	11.84	159.09	0.03	---	---
MW-2	01/17/2000	46,000	6,000	2,400	1,500	5,500	50,000	31,000	---	---	---	---	---	---	---	170.91	11.00	159.91	---	1.3	-54
MW-2	04/17/2000	96,300	8,150	10,200	2,820	14,900	112,000	108,000	---	---	---	---	---	---	---	170.91	11.06	159.85	---	2.6	125
MW-2	07/26/2000	72,400	8,680	5,620	2,810	13,400	66,200	46,300	---	---	---	---	---	---	---	170.91	12.82	158.09	---	2.2	113

TABLE 1

**GROUNDWATER DATA  
FORMER SHELL SERVICE STATION  
4255 MACARTHUR BOULEVARD, OAKLAND, CALIFORNIA**

Well ID	Date	TPHg (µg/L)	B (µg/L)	T (µg/L)	E (µg/L)	X (µg/L)	MTBE		TBA (µg/L)	DIPE (µg/L)	ETBE (µg/L)	TAME (µg/L)	EDB (µg/L)	1,2- DCA (µg/L)	Ethanol (µg/L)	TOC (ft MSL)	Depth to Water (ft TOC)	GW Elevation (ft MSL)	SPH Thickness (ft)	DO Reading (mg/L)	ORP Reading (mV)
							8020 (µg/L)	8260 (µg/L)													
MW-2	10/12/2000	63,200	5,840	4,180	2,310	11,100	61,200	66,600	---	---	---	---	---	---	---	170.91	11.32	159.59	---	0.4	55
MW-2	01/15/2001	59,700	2,630	4,800	2,050	11,500	44,400	5,080	---	---	---	---	---	---	---	170.91	10.19	160.72	---	1.1	-22
MW-2	04/09/2001	56,900	1,860	2,550	1,810	9,720	40,000	46,600	---	---	---	---	---	---	---	170.91	11.15	159.76	---	1.0	-55
MW-2	07/24/2001	84,000	3,000	4,600	2,500	13,000	---	41,000	---	---	---	---	---	---	---	170.91	11.67	159.24	---	0.2	53
MW-2	10/31/2001	45,000	2,200	3,000	1,500	7,700	---	29,000	51,000	<50	<50	<50	---	---	<500	170.91	11.04	159.87	---	1.2	-17
MW-2	01/10/2002	28,000	840	740	760	3,300	---	32,000	---	---	---	---	---	---	---	170.91	9.58	161.33	---	2.1	-76
MW-2	04/25/2002	41,000	1,900	2,000	1,200	6,900	---	17,000	---	---	---	---	---	---	---	170.91	11.40	159.51	---	0.8	-95
MW-2	07/18/2002	87,000	2,000	2,200	1,400	10,000	---	19,000	---	---	---	---	---	---	---	170.91	12.68	158.23	---	0.7	-34
MW-2	10/07/2002	110,000	3,900	6,700	2,700	15,000	---	20,000	---	---	---	---	---	---	---	170.88	11.58	159.30	---	1.4	-52
MW-2	01/06/2003	65,000	2,400	3,500	1,400	8,600	---	26,000	---	---	---	---	---	---	---	170.88	9.09	161.79	---	0.4	40
MW-2	04/07/2003	57,000	1,900	2,500	1,700	8,600	---	37,000	34,000	---	---	---	---	---	---	170.88	11.08	159.80	---	1.0	60
MW-2	07/07/2003	34,000	4,000	4,200	1,600	8,500	---	51,000	44,000	---	---	---	---	---	---	170.88	11.27	159.61	---	1.3	-17
MW-2	10/09/2003	---	---	---	---	---	---	---	---	---	---	---	---	---	---	170.88	11.64	159.26	0.03	---	---
MW-2	10/20/2003	---	---	---	---	---	---	---	---	---	---	---	---	---	---	170.88	11.88	159.03	0.04	---	---
MW-2	01/14/2004	---	---	---	---	---	---	---	---	---	---	---	---	---	---	170.88	10.96	159.93	0.01	---	---
MW-2	04/28/2004	35,000	2,200	2,200	2,300	8,200	---	26,000	28,000	---	---	---	---	---	---	170.88	11.05	159.83	---	0.1	-96
MW-2	07/12/2004	---	---	---	---	---	---	---	---	---	---	---	---	---	---	170.88	12.12	158.78	0.03	---	---
MW-2	10/25/2004	60,000	2,900	2,300	2,300	7,600	---	27,000	26,000	---	---	---	---	---	---	170.88	11.23	159.65	---	1.62	-69
MW-2	01/17/2005	62,000	1,900	1,800	1,800	5,700	---	22,000	21,000	---	---	---	---	---	---	170.88	8.78	162.10	---	0.8	-102
MW-2	04/06/2005	40,000	1,500	940	1,600	2,900	---	23,000	23,000	---	---	---	---	---	---	170.88	9.23	161.65	---	0.60	-104
MW-2	07/08/2005	50,000	2,300	1,500	1,700	6,600	---	24,000	25,000	<150	<150	<150	---	---	<1,500	170.88	10.99	159.91	0.02	0.01	-41
MW-2	10/07/2005	---	---	---	---	---	---	---	---	---	---	---	---	---	---	170.88	12.15	158.75	0.02	---	---
MW-2	01/27/2006	56,800	1,270	1,280	1,520	5,370	---	8,210	10,600	---	---	---	---	---	---	170.88	9.55	161.33	---	---	---
MW-2	03/16/2006	82,100	1,230	1,310	1,350	4,630	---	9,020	9,690	---	---	---	---	---	---	170.88	8.10	162.78	---	---	---
MW-2	04/28/2006	81,400	1,200	1,610	1,660	5,580	---	10,800	11,100	---	---	---	---	---	---	170.88	9.25	161.63	---	---	---
MW-2	05/15/2006	119,000	2,210	3,800	2,330	8,900	---	15,600	12,200	---	---	---	---	---	---	170.88	10.28	160.60	---	---	---
MW-2	06/19/2006	121,000	1,680	3,830	2,990	12,400	---	10,700	9,310	---	---	---	---	---	---	170.88	10.90	159.98	---	---	---
MW-2	07/28/2006	172,000	3,590	3,450	2,840	8,210	---	22,800	11,300	<0.500	<0.500	<0.500	---	---	<50.0	170.88	11.84	159.04	---	---	---
MW-2	08/31/2006	91,200	1,590	3,710	2,570	11,700	---	3,520	3,940	---	---	---	---	---	---	170.88	18.03	152.85	---	---	---
MW-2	09/26/2006	50,000	2,300	1,300	1,600	6,700	---	17,000	19,000	---	---	---	---	---	---	170.88	10.23	160.65	---	---	---
MW-2	10/27/2006	159,000	5,200	3,890	2,600	12,500	---	18,100	9,230 d	---	---	---	---	---	---	170.88	12.11	158.77	---	---	---
MW-2	11/22/2006	53,000	1,500	960	1,800	7,100	---	9,600	12,000	---	---	---	---	---	---	170.88	11.35	159.53	---	---	---
MW-2	12/26/2006	Well inaccessible			---	---	---	---	---	---	---	---	---	---	---	170.88	---	---	---	---	---
MW-2	01/10/2007	45,000	2,700	1,700	1,400	5,800	---	13,000	11,000	---	---	---	---	---	---	170.88	10.21	160.67	---	---	---
MW-2	02/19/2007	13,000	1,800	1,900	1,500	5,900	---	7,400	11,000	---	---	---	---	---	---	170.88	9.22	161.66	---	---	---
MW-2	03/16/2007	52,000	2,600	2,300	2,000	7,300	---	9,100	12,000	---	---	---	---	---	---	170.88	9.88	161.00	---	---	---
MW-2	04/13/2007	60,000 g	2,200	2,100	2,300	7,900	---	13,000	20,000	---	---	---	---	---	---	170.88	10.61	160.29	0.02	---	---
MW-2	07/09/2007	---	---	---	---	---	---	---	---	---	---	---	---	---	---	170.88	11.77	159.20	0.11	---	---

TABLE 1

**GROUNDWATER DATA  
FORMER SHELL SERVICE STATION  
4255 MACARTHUR BOULEVARD, OAKLAND, CALIFORNIA**

Well ID	Date	TPHg (µg/L)	B (µg/L)	T (µg/L)	E (µg/L)	X (µg/L)	MTBE		TBA (µg/L)	DIPE (µg/L)	ETBE (µg/L)	TAME (µg/L)	EDB (µg/L)	1,2- DCA (µg/L)	Ethanol (µg/L)	TOC (ft MSL)	Depth to Water (ft TOC)	GW Elevation (ft MSL)	SPH Thickness (ft)	DO Reading (mg/L)	ORP Reading (mV)
							8020 (µg/L)	8260 (µg/L)													
MW-2	10/08/2007	---	---	---	---	---	---	---	---	---	---	---	---	---	---	170.88	12.70	158.33	0.19	---	---
MW-2	11/19/2007	---	---	---	---	---	---	---	---	---	---	---	---	---	---	170.88	8.00	162.88	---	---	---
MW-2	12/10/2007	---	---	---	---	---	---	---	---	---	---	---	---	---	---	170.88	6.49	164.39	---	---	---
MW-2	01/09/2008	Unable to access		---	---	---	---	---	---	---	---	---	---	---	---	170.88	---	---	---	---	---
MW-2	01/22/2008	Unable to access		---	---	---	---	---	---	---	---	---	---	---	---	170.88	---	---	---	---	---
MW-2	02/21/2008	---	---	---	---	---	---	---	---	---	---	---	---	---	---	170.88	8.86	162.02	---	---	---
MW-2	03/20/2008	---	---	---	---	---	---	---	---	---	---	---	---	---	---	170.88	10.24	160.66	0.02	---	---
MW-2	04/04/2008	Unable to access		---	---	---	---	---	---	---	---	---	---	---	---	170.88	---	---	---	---	---
MW-2	05/27/2008	---	---	---	---	---	---	---	---	---	---	---	---	---	---	170.88	12.44	158.46	0.03	---	---
MW-2	06/11/2008	---	---	---	---	---	---	---	---	---	---	---	---	---	---	170.88	11.10	159.85	0.09	---	---
MW-2	06/11/2008	---	---	---	---	---	---	---	---	---	---	---	---	---	---	170.88	11.10	159.85	0.09	---	---
MW-2	07/03/2008	---	---	---	---	---	---	---	---	---	---	---	---	---	---	170.88	11.62	159.37	0.14	---	---
MW-2	08/04/2008	---	---	---	---	---	---	---	---	---	---	---	---	---	---	170.88	11.88	159.05	0.06	---	---
MW-2	09/17/1998	Unable to access		---	---	---	---	---	---	---	---	---	---	---	---	170.88	---	---	---	---	---
MW-2	10/03/2008	---	---	---	---	---	---	---	---	---	---	---	---	---	---	170.88	12.66	158.43	0.26	---	---
MW-2	11/26/2008	Unable to access		---	---	---	---	---	---	---	---	---	---	---	---	170.88	---	---	---	---	---
MW-2	12/30/2008	Unable to access		---	---	---	---	---	---	---	---	---	---	---	---	170.88	---	---	---	---	---
MW-2	01/22/2009	86,000	3,800	1,600	2,500	9,800	---	10,000	7,900	---	---	---	---	---	---	170.88	10.74	160.14	---	---	---
MW-2	02/27/2009	Unable to access		---	---	---	---	---	---	---	---	---	---	---	---	170.88	---	---	---	---	---
MW-2	04/13/2009	60,000	1,700	980	2,000	7,000	---	4,300	4,600	---	---	---	---	---	---	170.88	10.36	160.53	0.01	---	---
MW-2	07/23/2009	---	---	---	---	---	---	---	---	---	---	---	---	---	---	170.88	11.91	159.13	0.20	---	---
MW-2	11/10/2009	---	---	---	---	---	---	---	---	---	---	---	---	---	---	170.88	10.87	160.04	0.04	---	---
MW-2	02/01/2010	Unable to access		---	---	---	---	---	---	---	---	---	---	---	---	170.88	---	---	---	---	---
MW-2	02/09/2010	Unable to access		---	---	---	---	---	---	---	---	---	---	---	---	170.88	---	---	---	---	---
MW-2	08/02/2010	---	---	---	---	---	---	---	---	---	---	---	---	---	---	170.88	11.38	159.53	0.04	---	---
MW-2	01/31/2011	77,000	1,700	1,500	2,600	9,000	---	2,100	2,700	---	---	---	<25	<25	---	170.88	9.09	161.79	---	---	---
MW-2	04/26/2011	---	---	---	---	---	---	---	---	---	---	---	---	---	---	170.88	9.98	160.90	0.00	---	---
MW-2	07/25/2011	46,000	990	560	2,500	5,100	---	1,600	1,900	<50	<50	<50	---	<7,500	---	170.88	10.76	160.12	0.00	---	---
MW-2	10/13/2011	---	---	---	---	---	---	---	---	---	---	---	---	---	---	170.88	10.18	160.70	0.00	---	---
MW-2	01/23/2012	48,000	1,400	1,100	2,200	6,100	---	820	1,200	---	---	---	---	---	---	170.88	9.22	161.66	0.00	---	---
MW-2	04/23/2012	---	---	---	---	---	---	---	---	---	---	---	---	---	---	170.88	9.20	161.68	0.00	---	---
MW-2	07/24/2012	63,000	1,400	970	2,600	7,100	---	1,000	980	<20	<20	<20	---	---	---	170.88	10.82	160.06	0.00	---	---
MW-2	11/07/2012	---	---	---	---	---	---	---	---	---	---	---	---	---	---	170.88	10.76	160.12	0.00	---	---
MW-2	01/23/2013	48,000	1,500	1,300	1,800	5,400	---	1,100	1,400	---	---	---	---	---	---	170.88	10.30	160.58	0.00	---	---
MW-2	04/01/2013	---	---	---	---	---	---	---	---	---	---	---	---	---	---	170.88	10.30	160.58	0.00	---	---
MW-2	07/10/2013	32,000	1,600	670	1,800	3,500	---	1,200	1,700	<20	<20	<20	---	<6,000	---	170.88	10.94	159.94	0.00	---	---
MW-2	10/01/2013	---	---	---	---	---	---	---	---	---	---	---	---	---	---	170.88	11.93	158.95	---	---	---
MW-2	01/16/2014	92,000	2,700	4,200	3,600	13,000	---	830	900	---	---	---	---	---	---	170.88	11.85	159.03	---	---	---

TABLE 1

**GROUNDWATER DATA  
FORMER SHELL SERVICE STATION  
4255 MACARTHUR BOULEVARD, OAKLAND, CALIFORNIA**

<i>Well ID</i>	<i>Date</i>	<i>TPHg (µg/L)</i>	<i>B (µg/L)</i>	<i>T (µg/L)</i>	<i>E (µg/L)</i>	<i>X (µg/L)</i>	<i>MTBE 8020 (µg/L)</i>	<i>MTBE 8260 (µg/L)</i>	<i>TBA (µg/L)</i>	<i>DIPE (µg/L)</i>	<i>ETBE (µg/L)</i>	<i>TAME (µg/L)</i>	<i>EDB (µg/L)</i>	<i>1,2- DCA (µg/L)</i>	<i>Ethanol (µg/L)</i>	<i>TOC (ft MSL)</i>	<i>Depth to Water (ft TOC)</i>	<i>GW Elevation (ft MSL)</i>	<i>SPH Thickness (ft)</i>	<i>DO Reading (mg/L)</i>	<i>ORP Reading (mV)</i>
<b>MW-2</b>	<b>04/29/2014</b>	---	---	---	---	---	---	---	---	---	---	---	---	---	---	<b>170.88</b>	<b>10.54</b>	<b>160.34</b>	<b>0.00</b>	---	---
<b>MW-2</b>	<b>07/10/2014</b>	<b>35,000</b>	<b>1,500</b>	<b>410</b>	<b>2,300</b>	<b>3,500</b>	---	<b>1,600</b>	<b>1,200</b>	<b>&lt;50</b>	<b>&lt;50</b>	<b>&lt;50</b>	---	---	<b>&lt;15,000</b>	<b>170.88</b>	<b>11.77</b>	<b>159.11</b>	<b>0.00</b>	---	---
MW-3	11/17/1993	18,000	5,400	660	720	2,200	---	---	---	---	---	---	---	---	---	174.61	15.40	159.21	---	---	---
MW-3	01/20/1994	55,000	13,000	2,600	2,200	6,500	---	---	---	---	---	---	---	---	---	174.61	14.61	160.00	---	---	---
MW-3	04/25/1994	96,000	11,000	1,600	3,100	9,900	---	---	---	---	---	---	---	---	---	174.61	13.12	161.49	---	---	---
MW-3 (D)	04/25/1994	78,000	12,000	1,900	2,600	7,300	---	---	---	---	---	---	---	---	---	174.61	13.12	161.49	---	---	---
MW-3	07/07/1994	---	---	---	---	---	---	---	---	---	---	---	---	---	---	174.61	14.54	160.09	0.02	---	---
MW-3	10/27/1994	---	---	---	---	---	---	---	---	---	---	---	---	---	---	174.61	15.62	159.03	0.05	---	---
MW-3	11/17/1994	---	---	---	---	---	---	---	---	---	---	---	---	---	---	174.61	13.83	160.78	---	---	---
MW-3	11/28/1994	---	---	---	---	---	---	---	---	---	---	---	---	---	---	174.61	14.02	160.59	---	---	---
MW-3	01/13/1995	180,000	3,200	2,700	1,700	5,200	---	---	---	---	---	---	---	---	---	174.61	12.13	162.48	---	---	---
MW-3 (D)	01/13/1995	23,000	4,000	690	960	3,000	---	---	---	---	---	---	---	---	---	174.61	12.13	162.48	---	---	---
MW-3	04/12/1995	56,000	8,700	1,500	2,100	6,300	---	---	---	---	---	---	---	---	---	174.61	12.96	161.65	---	---	---
MW-3	07/25/1995	---	---	---	---	---	---	---	---	---	---	---	---	---	---	174.61	14.28	160.38	0.06	---	---
MW-3	10/18/1995	---	---	---	---	---	---	---	---	---	---	---	---	---	---	174.61	15.88	158.77	0.05	---	---
MW-3	01/17/1996	---	---	---	---	---	---	---	---	---	---	---	---	---	---	174.61	13.86	160.94	0.24	---	---
MW-3	04/25/1996	---	---	---	---	---	---	---	---	---	---	---	---	---	---	174.61	13.82	160.81	0.02	---	---
MW-3	07/17/1996	---	---	---	---	---	---	---	---	---	---	---	---	---	---	174.61	16.11	158.52	0.03	---	---
MW-3	10/01/1996	46,000	7,300	530	1,700	3,900	3,200	---	---	---	---	---	---	---	---	174.61	16.56	158.05	---	---	---
MW-3 (D)	10/01/1996	47,000	7,100	530	1,700	4,000	2,900	---	---	---	---	---	---	---	---	174.61	16.56	158.05	---	---	---
MW-3	01/22/1997	82,000	5,200	1,300	2,800	8,900	1,100	---	---	---	---	---	---	---	---	174.61	13.07	161.54	---	---	---
MW-3 (D)	01/22/1997	61,000	8,400	1,100	2,300	7,000	2,700	---	---	---	---	---	---	---	---	174.61	13.07	161.54	---	---	---
MW-3	04/08/1997	---	---	---	---	---	---	---	---	---	---	---	---	---	---	174.61	17.09	157.54	0.03	---	---
MW-3	07/08/1997	56,000	8,800	580	2,000	4,900	2,800	---	---	---	---	---	---	---	---	174.61	15.85	158.76	---	---	---
MW-3	10/08/1997	48,000	8,000	590	1,700	3,400	5,100	---	---	---	---	---	---	---	---	174.61	16.22	158.39	---	---	---
MW-3	01/08/1998	47,000	9,400	810	2,300	4,700	6,300	---	---	---	---	---	---	---	---	174.61	13.80	160.81	---	---	---
MW-3 (D)	01/08/1998	48,000	8,100	750	2,000	4,100	5,800	---	---	---	---	---	---	---	---	174.61	13.80	160.81	---	---	---
MW-3	04/13/1998	32,000	6,800	540	1,400	3,400	4,000	---	---	---	---	---	---	---	---	174.61	12.97	161.64	---	---	---
MW-3 (D)	04/13/1998	36,000	7,300	660	1,600	3,700	4,000	---	---	---	---	---	---	---	---	174.61	12.97	161.64	---	---	---
MW-3	07/17/1998	71,000	11,000	590	2,200	6,900	3,900	---	---	---	---	---	---	---	---	174.61	11.51	163.10	---	---	---
MW-3 (D)	07/17/1998	76,000	12,000	700	2,600	8,000	3,000	---	---	---	---	---	---	---	---	174.61	11.51	163.10	---	---	---
MW-3	10/02/1998	66,000	8,900	510	2,000	4,900	4,600	---	---	---	---	---	---	---	---	174.61	16.50	158.11	---	---	---
MW-3 (D)	10/02/1998	59,000	9,400	460	2,000	4,900	4,700	---	---	---	---	---	---	---	---	174.61	16.50	158.11	---	---	---
MW-3	02/03/1999	36,000	6,800	300	1,600	2,900	18,000	---	---	---	---	---	---	---	---	174.61	15.21	159.40	---	1.3	---
MW-3	04/29/1999	45,000	8,100	580	2,200	5,800	4,700	5,150	---	---	---	---	---	---	---	174.61	15.43	159.18	---	1.5	-68
MW-3	07/23/1999	29,400	3,540	215	810	3,800	4,720	6,950 f	---	---	---	---	---	---	---	174.61	14.95	159.66	---	1.3	---
MW-3	11/01/1999	20,000	4,190	294	1,060	1,740	5,540	8,590	---	---	---	---	---	---	---	174.61	14.66	159.95	---	0.6	-110

**GROUNDWATER DATA  
FORMER SHELL SERVICE STATION  
4255 MACARTHUR BOULEVARD, OAKLAND, CALIFORNIA**

<i>Well ID</i>	<i>Date</i>	<i>TPHg (µg/L)</i>	<i>B (µg/L)</i>	<i>T (µg/L)</i>	<i>E (µg/L)</i>	<i>X (µg/L)</i>	<i>MTBE 8020 (µg/L)</i>	<i>MTBE 8260 (µg/L)</i>	<i>TBA (µg/L)</i>	<i>DIPE (µg/L)</i>	<i>ETBE (µg/L)</i>	<i>TAME (µg/L)</i>	<i>EDB (µg/L)</i>	<i>1,2- DCA (µg/L)</i>	<i>Ethanol (µg/L)</i>	<i>TOC (ft MSL)</i>	<i>Depth to Water (ft TOC)</i>	<i>GW Elevation (ft MSL)</i>	<i>SPH Thickness (ft)</i>	<i>DO Reading (mg/L)</i>	<i>ORP Reading (mV)</i>
MW-3	01/17/2000	17,000	3,900	89	1,100	1,200	7,900	---	---	---	---	---	---	---	---	174.61	13.94	160.67	---	1.3	-40
MW-3	04/17/2000	28,100	5,240	247	1,540	2,750	16,600	---	---	---	---	---	---	---	---	174.61	14.00	160.61	---	1.1	-86
MW-3	07/26/2000	24,300	6,680	159	1,610	1,640	17,100	---	---	---	---	---	---	---	---	174.61	13.72	160.89	---	0.9	-70
MW-3	10/12/2000	14,300	2,630	86.7	241	1,360	16,300	---	---	---	---	---	---	---	---	174.61	14.15	160.46	---	0.9	50
MW-3	01/15/2001	22,100	4,400	266	977	2,990	13,200	---	---	---	---	---	---	---	---	174.61	13.05	161.56	---	1.3	-40
MW-3	04/09/2001	33,800	7,100	147	1,700	2,660	13,000	---	---	---	---	---	---	---	---	174.61	13.59	161.02	---	0.6	-56
MW-3	07/24/2001	220,000	5,600	1,900	4,400	19,000	---	12,000	---	---	---	---	---	---	---	174.61	14.43	160.18	---	0.4	29
MW-3	10/31/2001	65,000	2,700	510	1,800	7,200	---	9,800	5,200	<20	<20	<20	---	---	<500	174.61	14.59	160.02	---	0.9	-27
MW-3	01/10/2002	66,000	2,400	490	1,700	6,600	---	5,500	---	---	---	---	---	---	---	174.61	12.65	161.96	---	1.7	-76
MW-3	04/25/2002	55,000	4,600	460	2,400	6,900	---	8,100	---	---	---	---	---	---	---	174.61	14.13	160.48	---	1.2	-96
MW-3	07/18/2002	56,000	3,300	270	1,700	5,000	---	8,400	---	---	---	---	---	---	---	174.61	15.48	159.15	0.03	0.8	-41
MW-3	10/07/2002	---	---	---	---	---	---	---	---	---	---	---	---	---	---	174.59	14.60	160.15	0.20	---	---
MW-3	01/06/2003	57,000	3,200	330	1,800	5,400	---	5,100	---	---	---	---	---	---	---	174.59	11.62	162.99	0.02	0.4	33
MW-3	04/07/2003	57,000	6,200	500	2,400	6,700	---	8,200	3,900	---	---	---	---	---	---	174.59	13.80	160.79	---	0.5	61
MW-3	07/07/2003	28,000	4,900	300	1,500	4,100	---	7,900	4,700	---	---	---	---	---	---	174.59	14.00	160.59	---	1.0	-11
MW-3	10/09/2003	---	---	---	---	---	---	---	---	---	---	---	---	---	---	174.59	14.44	160.21	0.08	---	---
MW-3	10/20/2003	---	---	---	---	---	---	---	---	---	---	---	---	---	---	174.59	14.68	159.97	0.07	---	---
MW-3	01/14/2004	---	---	---	---	---	---	---	---	---	---	---	---	---	---	174.59	12.47	162.14	0.02	---	---
MW-3	04/28/2004	32,000	7,300	190	2,100	4,300	---	3,700	2,500	---	---	---	---	---	---	174.59	13.66	160.93	---	0.1	-16
MW-3	07/12/2004	---	---	---	---	---	---	---	---	---	---	---	---	---	---	174.59	14.87	159.75	0.04	---	---
MW-3	10/25/2004	49,000	5,100	61	1,800	3,600	---	5,400	2,700	---	---	---	---	---	---	174.59	14.12	160.47	---	2.70	-59
MW-3	01/17/2005	57,000	8,000	190	2,000	4,000	---	4,600	3,300	---	---	---	---	---	---	174.59	10.59	164.00	---	0.2	-18
MW-3	04/06/2005	57,000	7,300	180	2,200	3,300	---	4,100	2,700	---	---	---	---	---	---	174.59	10.58	164.01	---	0.95	-77
MW-3	07/08/2005	28,000	2,900	47	1,100	2,000	---	2,800	1,900	<20	<20	<20	---	---	<200	174.59	13.46	161.13	---	0.1	-51
MW-3	10/07/2005	23,000	3,200	39	960	1,300	---	2,600	1,900	---	---	---	---	---	---	174.59	14.76	159.83	---	---	---
MW-3	01/27/2006	38,500	6,520	139	1,350	2,160	---	1,940	1,490	---	---	---	---	---	---	174.59	11.69	162.90	---	---	---
MW-3	03/16/2006	65,100	5,280	181	1,580	2,520	---	2,410	12,300	---	---	---	---	---	---	174.59	10.08	164.51	---	---	---
MW-3	04/28/2006	<1000	4,330	157	1,480	2,690	---	2,470	1,520	---	---	---	---	---	---	174.59	3.31	171.28	---	---	---
MW-3	05/15/2006	69,600	6,100	159	1,690	2,640	---	3,520	1,720	---	---	---	---	---	---	174.59	12.69	161.90	---	---	---
MW-3	06/19/2006	103,000	5,070	117	2,210	3,950	---	2,790	1,080	---	---	---	---	---	---	174.59	13.28	161.31	---	---	---
MW-3	07/28/2006	86,600	4,890	85.7	1,570	2,250	---	2,790	1,260	7.28	<0.500	<0.500	---	---	<50.0	174.59	14.72	159.87	---	---	---
MW-3	08/31/2006	45,700	4,600	204	1,740	2,680	---	2,580	1,520	---	---	---	---	---	---	174.59	14.75	159.84	---	---	---
MW-3	09/26/2006	29,000	3,900	76	1,500	2,100	---	2,700	1,500	---	---	---	---	---	---	174.59	14.97	159.62	---	---	---
MW-3	10/27/2006	41,000	3,690	65.2	1,210	1,650	---	1,760	867 d	---	---	---	---	---	---	174.59	15.00	159.59	---	---	---
MW-3	11/22/2006	30,000	3,300	51	810	1,500	---	1,900	1,300	---	---	---	---	---	---	174.59	14.26	160.33	---	---	---
MW-3	12/26/2006	31,000	2,500	56	1,100	1,500	---	2,200	2,000	---	---	---	---	---	---	174.59	12.52	162.07	---	---	---
MW-3	01/10/2007	18,000	2,600	43	750	940	---	2,100	2,100	---	---	---	---	---	---	174.59	12.81	161.78	---	---	---
MW-3	02/19/2007	27,000	3,800	110	1,200	1,500	---	2,400	3,200	---	---	---	---	---	---	174.59	11.65	162.94	---	---	---



**GROUNDWATER DATA  
FORMER SHELL SERVICE STATION  
4255 MACARTHUR BOULEVARD, OAKLAND, CALIFORNIA**

Well ID	Date	TPHg (µg/L)	B (µg/L)	T (µg/L)	E (µg/L)	X (µg/L)	MTBE	MTBE	TBA (µg/L)	DIPE (µg/L)	ETBE (µg/L)	TAME (µg/L)	EDB (µg/L)	1,2-	Ethanol (µg/L)	TOC (ft MSL)	Depth to	GW	SPH	DO	ORP
							8020 (µg/L)	8260 (µg/L)						DCA (µg/L)			Water (ft TOC)	Elevation (ft MSL)	Thickness (ft)	Reading (mg/L)	Reading (mV)
MW-3	03/16/2007	25,000	4,000	80	1,300	1,500	---	2,100	2,400	---	---	---	---	---	---	174.59	12.20	162.39	---	---	---
MW-3	04/13/2007	30,000 g	4,400	73	1,500	1,920	---	2,800	3,900	---	---	---	---	---	---	174.59	13.37	161.22	---	---	---
MW-3	07/09/2007	25,000 g	3,800	57	1,400	1,456	---	1,900	1,500	<100	<100	<100	---	---	<5,000	174.59	14.30	160.29	---	---	---
MW-3	10/08/2007	20,000 g	3,200	35 h	1,300	1,124 h	---	1,700	1,500	---	---	---	---	---	---	174.59	15.19	159.41	0.01	---	---
MW-3	11/19/2007	Unable to access					---	---	---	---	---	---	---	---	---	174.59	---	---	---	---	---
MW-3	11/30/2007	---	---	---	---	---	---	---	---	---	---	---	---	---	---	174.59	14.07	160.52	---	---	---
MW-3	12/10/2007	---	---	---	---	---	---	---	---	---	---	---	---	---	---	174.59	13.78	160.81	---	---	---
MW-3	01/09/2008	33,000 g	2,800	34	910	782 h	---	1,000	1,100	---	---	---	---	---	---	174.59	11.09	163.50	---	---	---
MW-3	02/21/2008	---	---	---	---	---	---	---	---	---	---	---	---	---	---	174.59	12.22	162.37	---	---	---
MW-3	03/20/2008	---	---	---	---	---	---	---	---	---	---	---	---	---	---	174.59	13.03	161.56	---	---	---
MW-3	04/04/2008	24,000	3,300	55	1,100	844	---	1,900	1,200	---	---	---	---	---	---	174.59	13.41	161.18	---	---	---
MW-3	05/27/2008	---	---	---	---	---	---	---	---	---	---	---	---	---	---	174.59	20.49	154.11	0.01	---	---
MW-3	06/11/2008	---	---	---	---	---	---	---	---	---	---	---	---	---	---	174.59	13.95	160.65	0.01	---	---
MW-3	07/03/2008	33,000	3,800	38	1,500	1,200	---	2,600	1,800	<50	<50	<50	---	---	<2,500	174.59	10.48	164.12	0.01	---	---
MW-3	09/17/1998	---	---	---	---	---	---	---	---	---	---	---	---	---	---	174.59	14.76	159.83	0.00	---	---
MW-3	09/17/1998	---	---	---	---	---	---	---	---	---	---	---	---	---	---	174.59	14.95	159.65	0.01	---	---
MW-3	10/03/2008	26,000	3,000	29	1,200	750	---	1,700	1,400	---	---	---	---	---	---	174.59	15.32	159.28	0.01	---	---
MW-3	11/26/2008	---	---	---	---	---	---	---	---	---	---	---	---	---	---	174.59	14.54	160.05	0.00	---	---
MW-3	12/30/2008	---	---	---	---	---	---	---	---	---	---	---	---	---	---	174.59	13.04	161.55	---	---	---
MW-3	01/22/2009	27,000	2,300	29	880	610	---	1,600	1,700	---	---	---	---	---	---	174.59	13.73	160.86	---	---	---
MW-3	02/27/2009	---	---	---	---	---	---	---	---	---	---	---	---	---	---	174.59	12.88	161.71	---	---	---
MW-3	04/13/2009	27,000	3,000	51	1,200	740	---	1,400	1,500	---	---	---	---	---	---	174.59	13.01	161.58	---	---	---
MW-3	07/23/2009	26,000	3,300	41	1,600	1,200	---	2,200	1,600	<50	<50	<50	---	---	<2,500	174.59	14.59	160.00	---	---	---
MW-3	11/10/2009	---	---	---	---	---	---	---	---	---	---	---	---	---	---	174.59	13.66	160.93	---	---	---
MW-3	02/01/2010	34,000	3,200	44	1,300	1,700	---	1,000	1,100	---	---	---	---	---	---	174.59	10.65	163.94	---	---	---
MW-3	08/02/2010	16,000	1,500	12	440	460	---	910	1,200	---	---	---	---	---	---	174.59	14.09	160.50	---	---	---
MW-3	01/31/2011	21,000	2,200	32	980	980	---	1,300	1,700	---	---	---	<20	<20	---	174.59	11.89	162.70	---	---	---
MW-3	04/26/2011	---	---	---	---	---	---	---	---	---	---	---	---	---	---	174.59	12.56	162.03	0.00	---	---
MW-3	07/25/2011	23,000	1,600	24	1,200	1,000	---	840	940	<25	<25	<25	---	---	<3,800	174.59	13.53	161.06	0.00	---	---
MW-3	10/13/2011	---	---	---	---	---	---	---	---	---	---	---	---	---	---	174.59	13.02	161.57	0.00	---	---
MW-3	01/23/2012	25,000	1,500	16	640	610	---	730	660	---	---	---	---	---	---	174.59	12.30	162.29	0.00	---	---
MW-3	04/23/2012	---	---	---	---	---	---	---	---	---	---	---	---	---	---	174.59	11.43	163.16	0.00	---	---
MW-3	07/24/2012	22,000	2,100	33	870	550	---	970	1,100	<10	<10	<10	---	---	---	174.59	13.84	160.76	0.01	---	---
MW-3	11/07/2012	---	---	---	---	---	---	---	---	---	---	---	---	---	---	174.59	13.81	160.78	0.00	---	---
MW-3	01/23/2013	36,000	1,600	18	900	830	---	800	1,200	---	---	---	---	---	---	174.59	12.85	161.74	0.00	---	---
MW-3	04/01/2013	---	---	---	---	---	---	---	---	---	---	---	---	---	---	174.59	13.33	161.26	0.00	---	---
MW-3	07/10/2013	14,000	1,700	17	250	330	---	870	970	<10	<10	<10	---	---	<3,000	174.59	14.01	160.58	0.00	---	---
MW-3	10/01/2013	---	---	---	---	---	---	---	---	---	---	---	---	---	---	174.59	14.87	159.72	---	---	---

TABLE 1

**GROUNDWATER DATA  
FORMER SHELL SERVICE STATION  
4255 MACARTHUR BOULEVARD, OAKLAND, CALIFORNIA**

Well ID	Date	TPHg (µg/L)	B (µg/L)	T (µg/L)	E (µg/L)	X (µg/L)	MTBE	MTBE	TBA (µg/L)	DIPE (µg/L)	ETBE (µg/L)	TAME (µg/L)	EDB (µg/L)	1,2-	Ethanol (µg/L)	TOC (ft MSL)	Depth to	GW	SPH	DO	ORP
							8020 (µg/L)	8260 (µg/L)						DCA (µg/L)			Water (ft TOC)	Elevation (ft MSL)	Thickness (ft)	Reading (mg/L)	Reading (mV)
MW-3	01/16/2014	31,000	2,100	27	1,600	1,700	---	830	960	---	---	---	---	---	---	174.59	15.37	159.22	---	---	---
<b>MW-3</b>	<b>04/29/2014</b>	<b>---</b>	<b>---</b>	<b>---</b>	<b>---</b>	<b>---</b>	<b>---</b>	<b>---</b>	<b>---</b>	<b>---</b>	<b>---</b>	<b>---</b>	<b>---</b>	<b>---</b>	<b>---</b>	<b>174.59</b>	<b>12.99</b>	<b>161.60</b>	<b>0.00</b>	<b>---</b>	<b>---</b>
<b>MW-3</b>	<b>07/10/2014</b>	<b>19,000</b>	<b>1,900</b>	<b>26</b>	<b>510</b>	<b>560</b>	<b>---</b>	<b>910</b>	<b>1,000</b>	<b>&lt;13</b>	<b>&lt;13</b>	<b>&lt;13</b>	<b>---</b>	<b>---</b>	<b>&lt;3,800</b>	<b>174.59</b>	<b>14.63</b>	<b>159.96</b>	<b>0.00</b>	<b>---</b>	<b>---</b>
MW-4	11/17/1994	---	---	---	---	---	---	---	---	---	---	---	---	---	---	164.06	6.62	157.44	---	---	---
MW-4	11/28/1994	2,900	200	17	76	260	---	---	---	---	---	---	---	---	---	164.06	6.11	157.95	---	---	---
MW-4	01/13/1995	1,900	130	5.6	13	40	---	---	---	---	---	---	---	---	---	164.06	6.05	158.01	---	---	---
MW-4	04/12/1995	680	150	<2.0	10	13	---	---	---	---	---	---	---	---	---	164.06	6.31	157.75	---	---	---
MW-4	07/25/1995	340	100	0.80	8.8	3.0	---	---	---	---	---	---	---	---	---	164.06	7.36	156.70	---	---	---
MW-4	10/18/1995	150	31	<0.50	3.5	0.80	---	---	---	---	---	---	---	---	---	164.06	8.54	155.52	---	---	---
MW-4	01/17/1996	290	14	<0.50	1.8	0.80	---	---	---	---	---	---	---	---	---	164.06	8.48	155.58	---	---	---
MW-4	04/25/1996	<500	65	<5.0	<5.0	<5.0	1,700	---	---	---	---	---	---	---	---	164.06	7.40	156.66	---	---	---
MW-4 (D)	04/25/1996	<500	66	<5.0	8.7	<5.0	1,500	---	---	---	---	---	---	---	---	164.06	7.40	156.66	---	---	---
MW-4	07/17/1996	<500	84	<5.0	6.5	<5.0	1,500	---	---	---	---	---	---	---	---	164.06	7.75	156.31	---	---	---
MW-4 (D)	07/17/1996	<500	54	<5.0	<5.0	<5.0	1,700	2,100	---	---	---	---	---	---	---	164.06	7.75	156.31	---	---	---
MW-4	10/01/1996	<500	1.9	<5.0	<5.0	<5.0	3,000	---	---	---	---	---	---	---	---	164.06	8.82	155.24	---	---	---
MW-4	01/22/1997	580	130	<2.5	18	5.2	1,200	---	---	---	---	---	---	---	---	164.06	7.51	156.55	---	---	---
MW-4	04/08/1997	770	200	7.0	26	55	1,500	8.0	---	---	---	---	---	---	---	164.06	7.18	156.88	---	---	---
MW-4	07/08/1997	570	78	<5.0	14	11	1,200	---	---	---	---	---	---	---	---	164.06	9.00	155.06	---	---	---
MW-4 (D)	07/08/1997	640	81	<5.0	16	19	1,600	---	---	---	---	---	---	---	---	164.06	9.00	155.06	---	---	---
MW-4	10/08/1997	<500	40	<5.0	7.4	5.4	1,400	---	---	---	---	---	---	---	---	164.06	8.97	155.09	---	---	---
MW-4 (D)	10/08/1997	<500	36	<5.0	5.9	<5.0	1,400	---	---	---	---	---	---	---	---	164.06	8.97	155.09	---	---	---
MW-4	01/08/1998	<1,000	55	<10	13	<10	2,000	---	---	---	---	---	---	---	---	164.06	7.90	156.16	---	---	---
MW-4	04/13/1998	350	110	2.4	20	26	<2.5	---	---	---	---	---	---	---	---	164.06	7.35	156.71	---	---	---
MW-4	07/17/1998	210	66	0.78	5.4	9.8	1,700	---	---	---	---	---	---	---	---	164.06	6.95	157.11	---	---	---
MW-4	10/02/1998	<50	0.69	<0.50	<0.50	<0.50	2,900	---	---	---	---	---	---	---	---	164.06	7.35	156.71	---	---	---
MW-4	02/03/1999	560	120	2.5	29	34	6,800	---	---	---	---	---	---	---	---	164.06	7.71	156.35	---	0.9	---
MW-4	04/29/1999	390	80	1.9	13	19	7,000	8,360	---	---	---	---	---	---	---	164.06	7.83	156.23	---	1.1	-125
MW-4	07/23/1999	460	93.6	8.40	25.2	28.8	3,760	6,000 f	---	---	---	---	---	---	---	164.06	11.33	152.73	---	0.9	---
MW-4	11/01/1999	77.3	0.520	<0.500	<0.500	<0.500	539	---	---	---	---	---	---	---	---	164.06	10.66	153.40	---	2.8	3
MW-4	01/17/2000	160	27	<0.50	12	6.3	12,000	---	---	---	---	---	---	---	---	164.06	10.15	153.91	---	3.9	-17
MW-4	04/17/2000	<500	26	6.38	9.35	10.4	9,070	---	---	---	---	---	---	---	---	164.06	10.10	153.96	---	1.7	-129
MW-4	07/26/2000	<500	22.7	<5.00	7.59	6.96	7,660	---	---	---	---	---	---	---	---	164.06	10.09	153.97	---	1.4	-137
MW-4	10/12/2000	172	19.8	<0.500	7.47	4.50	8,290	---	---	---	---	---	---	---	---	164.06	9.35	154.71	---	3.5	529
MW-4	01/15/2001	53.6	1.50	<0.500	2.45	1.80	9,260	---	---	---	---	---	---	---	---	164.06	8.77	155.29	---	2.3	53
MW-4	04/09/2001	<500	<5.00	<5.00	<5.00	5.52	10,300	---	---	---	---	---	---	---	---	164.06	7.75	156.31	---	1.0	-133
MW-4	07/24/2001	58	3.8	<0.50	3.2	2.9	---	1,700	---	---	---	---	---	---	---	164.06	10.07	153.99	---	0.5	106
MW-4	10/31/2001	<1,000	<10	<10	<10	<10	---	7,400	---	---	---	---	---	---	---	164.06	9.97	154.09	---	0.8	22

TABLE 1

GROUNDWATER DATA  
 FORMER SHELL SERVICE STATION  
 4255 MACARTHUR BOULEVARD, OAKLAND, CALIFORNIA

Well ID	Date	TPHg (µg/L)	B (µg/L)	T (µg/L)	E (µg/L)	X (µg/L)	MTBE 8020 (µg/L)	MTBE 8260 (µg/L)	TBA (µg/L)	DIPE (µg/L)	ETBE (µg/L)	TAME (µg/L)	EDB (µg/L)	1,2- DCA (µg/L)	Ethanol (µg/L)	TOC (ft MSL)	Depth to Water (ft TOC)	GW Elevation (ft MSL)	SPH Thickness (ft)	DO Reading (mg/L)	ORP Reading (mV)
MW-4	01/10/2002	<2,000	<20	<20	<20	<20	---	12,000	---	---	---	---	---	---	---	164.06	8.53	155.53	---	8.9	224
MW-4	04/25/2002	<2,000	<20	<20	<20	<20	---	7,900	---	---	---	---	---	---	---	164.06	7.33	156.73	---	3.6	-84
MW-4	07/18/2002	<2,000	<20	<20	<20	<20	---	7,200	---	---	---	---	---	---	---	164.06	9.05	155.01	---	1.7	120
MW-4	10/07/2002	<1,000	<10	<10	<10	<10	---	3,300	---	---	---	---	---	---	---	164.03	9.06	154.97	---	2.5	33
MW-4	01/06/2003	<500	21	<5.0	<5.0	<5.0	---	2,500	---	---	---	---	---	---	---	164.03	7.09	156.94	---	0.5	55
MW-4	04/07/2003	<2,500	<25	<25	<25	<50	---	1,700	5,900	---	---	---	---	---	---	164.03	8.26	155.77	---	1.2	69
MW-4	07/07/2003	<2,500	<25	<25	<25	<50	---	860	6,900	---	---	---	---	---	---	164.03	8.92	155.11	---	0.5	-3
MW-4	10/09/2003	<500	<5.0	<5.0	<5.0	<10	---	420	6,700	---	---	---	---	---	---	164.03	8.91	155.12	---	0.7	171
MW-4	01/14/2004	<1,000	24	<10	<10	<20	---	500	7,200	---	---	---	---	---	---	164.03	8.34	155.69	---	1.2	140
MW-4	04/28/2004	<500	6.0	<5.0	<5.0	<10	---	310	5,200	---	---	---	---	---	---	164.03	7.55	156.48	---	0.4	69
MW-4	07/12/2004	<500	11	<5.0	7.8	<10	---	370	5,900	<20	<20	<20	---	---	<500	164.03	8.12	155.91	---	0.5	142
MW-4	10/25/2004	<500	<5.0	<5.0	5.6	<10	---	280	4,300	---	---	---	---	---	---	164.03	7.85	156.18	---	1.90	-70
MW-4	01/17/2005	<1,000	56	<10	10	<20	---	380	8,400	---	---	---	---	---	---	164.03	6.08	157.95	---	0.4	6
MW-4	04/06/2005	<1,000	52	<10	11	<20	---	450	12,000	---	---	---	---	---	---	164.03	8.10	155.93	---	0.49	11
MW-4	07/08/2005	<400	30	<4.0	6.0	<4.0	---	250	9,600	<4.0	<4.0	<4.0	---	---	<40	164.03	7.50	156.53	---	0.6	71
MW-4	07/08/2005	<400	30	<4.0	6.0	<4.0	---	250	9,600	<4.0	<4.0	<4.0	---	---	<40	164.03	7.50	156.53	---	0.6	71
MW-4	10/07/2005	<1,000	<10	<10	<10	<20	---	200	8,900	---	---	---	---	---	---	164.03	8.30	155.73	---	---	---
MW-4	01/27/2006	1,140	34.3	2.37	8.69	12.0	---	198	32,100	---	---	---	---	---	---	164.03	8.55	155.48	---	---	---
MW-4	04/28/2006	1,490	46.8	2.80	21.2	24.8	---	344	14,800	---	---	---	---	---	---	164.03	9.02	155.01	---	---	---
MW-4	07/28/2006	951	5.09	<0.500	<0.500	<0.500	---	169	4,830	1.57	<0.500	<0.500	---	---	<50.0	164.03	9.19	154.84	---	---	---
MW-4	10/27/2006	1,620	21.5	2.65	13.2	10.3	---	173	5,150	---	---	---	---	---	---	164.03	9.01	155.02	---	---	---
MW-4	01/10/2007	740	56	2.4	23	24	---	190	7,500 f	---	---	---	---	---	---	164.03	6.95	157.08	---	---	---
MW-4	04/13/2007	1,500 g	130	20	100	138	---	120	6,300	---	---	---	---	---	---	164.03	7.51	156.52	---	---	---
MW-4	07/09/2007	650 g	65	5.3 h	36	33.2 h	---	130	6,000	<20	<20	<20	---	---	<1,000	164.03	7.85	156.18	---	---	---
MW-4	10/08/2007	840 g	100	23	70	120	---	120	5,300	---	---	---	---	---	---	164.03	8.50	155.53	---	---	---
MW-4	01/09/2008	2,200 g	130	38	130	264	---	160	5,400	---	---	---	---	---	---	164.03	8.33	155.70	---	---	---
MW-4	04/04/2008	1,700	93	24	74	145	---	110	3,700	---	---	---	---	---	---	164.03	6.63	157.40	---	---	---
MW-4	07/03/2008	1,400	87	15	54	109	---	88	3,900	<20	<20	<20	---	---	<1,000	164.03	8.25	155.78	---	---	---
MW-4	10/03/2008	1,000	61	12	41	78	---	84	3,700	---	---	---	---	---	---	164.03	8.54	155.49	---	---	---
MW-4	01/22/2009	800	26	5.4	14	26	---	81	4,100	---	---	---	---	---	---	164.03	7.40	156.63	---	---	---
MW-4	04/13/2009	2,000	100	26	64	130	---	69	3,200	---	---	---	---	---	---	164.03	6.91	157.12	---	---	---
MW-4	07/23/2009	1,500	180	54	86	200	---	85	2,500	<10	<10	<10	---	---	<500	164.03	7.97	156.06	---	---	---
MW-4	02/01/2010	1,400	120	44	57	120	---	81	2,900	---	---	---	---	---	---	164.03	6.05	157.98	---	---	---
MW-4	08/02/2010	340,000	5,300	5,800	7,700	26,000	---	62	1,800	---	---	---	---	---	---	164.03	6.48	157.65	0.12	---	---
MW-4	01/31/2011	9,700	47	62	340	1,100	---	77	1,300	---	---	---	<5.0	<5.0	---	164.03	6.67	157.36	---	---	---
MW-4	04/26/2011	---	---	---	---	---	---	---	---	---	---	---	---	---	---	164.03	8.73	155.30	0.00	---	---
MW-4	07/25/2011	94,000	2,800	2,900	3,800	12,000	---	<100	<1,000	<100	<100	<100	---	---	<15,000	164.03	7.27	156.76	0.00	---	---
MW-4	10/13/2011	---	---	---	---	---	---	---	---	---	---	---	---	---	---	164.03	7.57	156.46	0.00	---	---

TABLE 1

**GROUNDWATER DATA  
FORMER SHELL SERVICE STATION  
4255 MACARTHUR BOULEVARD, OAKLAND, CALIFORNIA**

Well ID	Date	TPHg (µg/L)	B (µg/L)	T (µg/L)	E (µg/L)	X (µg/L)	MTBE	MTBE	TBA (µg/L)	DIPE (µg/L)	ETBE (µg/L)	TAME (µg/L)	EDB (µg/L)	1,2-	Ethanol (µg/L)	TOC (ft MSL)	Depth to	GW	SPH	DO	ORP
							8020 (µg/L)	8260 (µg/L)						DCA (µg/L)			Water (ft TOC)	Elevation (ft MSL)	Thickness (ft)	Reading (mg/L)	Reading (mV)
MW-4	01/23/2012	6,100	83	61	230	510	---	46	150	---	---	---	---	---	---	164.03	5.82	158.21	0.00	---	---
MW-4	04/23/2012	---	---	---	---	---	---	---	---	---	---	---	---	---	---	164.03	6.50	157.53	0.00	---	---
MW-4	07/24/2012	5,400	95	33	160	410	---	42	67	<2.5	<2.5	<2.5	---	---	---	164.03	7.19	156.84	0.00	---	---
MW-4	11/07/2012	---	---	---	---	---	---	---	---	---	---	---	---	---	---	164.03	6.96	157.07	0.00	---	---
MW-4	01/23/2013	31,000	110	190	950	3,400	---	33	<500	---	---	---	---	---	---	164.03	6.75	157.28	0.00	---	---
MW-4	04/01/2013	---	---	---	---	---	---	---	---	---	---	---	---	---	---	164.03	7.11	156.92	0.00	---	---
MW-4	07/10/2013	9,000	63	24	180	600	---	34	<100	<5.0	<5.0	<5.0	---	---	<1,500	164.03	7.15	156.88	0.00	---	---
MW-4	10/01/2013	---	---	---	---	---	---	---	---	---	---	---	---	---	---	164.03	8.36	155.67	---	---	---
MW-4	01/16/2014	10,000	150	100	430	1,300	---	30	<100	---	---	---	---	---	---	164.03	8.41	155.62	---	---	---
<b>MW-4</b>	<b>04/29/2014</b>	---	---	---	---	---	---	---	---	---	---	---	---	---	---	<b>164.03</b>	<b>7.49</b>	<b>156.54</b>	<b>0.00</b>	---	---
<b>MW-4</b>	<b>07/10/2014</b>	<b>9,700</b>	<b>120</b>	<b>130</b>	<b>660</b>	<b>2,000</b>	---	<b>33</b>	<b>&lt;100</b>	<b>&lt;5.0</b>	<b>&lt;5.0</b>	<b>&lt;5.0</b>	---	---	<b>&lt;1,500</b>	<b>164.03</b>	<b>8.28</b>	<b>155.75</b>	<b>0.00</b>	---	---
MW-5	01/04/2002	---	---	---	---	---	---	---	---	---	---	---	---	---	---	---	5.62	---	---	---	---
MW-5	01/10/2002	<50	<0.50	<0.50	<0.50	<0.50	---	110	---	---	---	---	---	---	---	164.06	5.88	158.18	---	3.3	172
MW-5	04/25/2002	<50	<0.50	<0.50	<0.50	<0.50	---	73	---	---	---	---	---	---	---	164.06	6.81	157.25	---	0.3	-44
MW-5	07/18/2002	<50	<0.50	<0.50	<0.50	<0.50	---	75	---	---	---	---	---	---	---	164.06	7.38	156.68	---	0.4	170
MW-5	10/07/2002	<50	<0.50	<0.50	<0.50	<0.50	---	41	---	---	---	---	---	---	---	164.14	6.75	157.39	---	1.5	16
MW-5	01/06/2003	<50	<0.50	<0.50	<0.50	<0.50	---	81	---	---	---	---	---	---	---	164.14	5.96	158.18	---	0.6	166
MW-5	04/07/2003	<50	<0.50	<0.50	<0.50	<1.0	---	77	28	---	---	---	---	---	---	164.14	6.51	157.63	---	0.8	174
MW-5	07/07/2003	<50	<0.50	<0.50	<0.50	<1.0	---	32	23	---	---	---	---	---	---	164.14	6.44	157.70	---	0.3	-17
MW-5	10/09/2003	<50	<0.50	<0.50	<0.50	<1.0	---	59	40	---	---	---	---	---	---	164.14	7.05	157.09	---	0.9	17
MW-5	01/14/2004	<50	<0.50	0.76	<0.50	<1.0	---	47	17	---	---	---	---	---	---	164.14	6.29	157.85	---	1.6	209
MW-5	04/28/2004	<50	<0.50	<0.50	<0.50	<1.0	---	31	11	---	---	---	---	---	---	164.14	6.84	157.30	---	0.4	136
MW-5	07/12/2004	<50	<0.50	<0.50	<0.50	<1.0	---	47	12	<2.0	<2.0	<2.0	---	---	<50	164.14	7.57	156.57	---	0.4	90
MW-5	10/25/2004	<50	<0.50	<0.50	<0.50	<1.0	---	41	13	---	---	---	---	---	---	164.14	6.50	157.64	---	1.74	-21
MW-5	01/17/2005	<50	<0.50	<0.50	<0.50	<1.0	---	41	12	---	---	---	---	---	---	164.14	5.83	158.31	---	0.1	-7
MW-5	04/06/2005	<50	<0.50	<0.50	<0.50	<1.0	---	12	<5.0	---	---	---	---	---	---	164.14	5.91	158.23	---	1.05	-62
MW-5	07/08/2005	<50	<0.50	<0.50	<0.50	<0.50	---	26	18	<0.50	<0.50	<0.50	---	---	<5.0	164.14	6.78	157.36	---	1.2	81
MW-5	10/07/2005	<50	<0.50	<0.50	<0.50	<1.0	---	28	24	---	---	---	---	---	---	164.14	7.64	156.50	---	---	---
MW-5	01/27/2006	<50.0	<0.500	<0.500	<0.500	<0.500	---	26.7	46.3	---	---	---	---	---	---	164.14	6.21	157.93	---	---	---
MW-5	04/28/2006	<50.0	<0.500	<0.500	<0.500	<0.500	---	39.1	15.0	---	---	---	---	---	---	164.14	6.05	158.09	---	---	---
MW-5	07/28/2006	103	<0.500	<0.500	<0.500	<0.500	---	35.5	<10.0	<0.500	<0.500	<0.500	---	---	<50.0	164.14	7.54	156.60	---	---	---
MW-5	10/27/2006	<50.0	<0.500	<0.500	<0.500	<0.500	---	19.7	26.0 d	---	---	---	---	---	---	164.14	7.91	156.23	---	---	---
MW-5	01/10/2007	<50	<0.50	<0.50	<0.50	<1.0	---	11	16	---	---	---	---	---	---	164.14	6.38	157.76	---	---	---
MW-5	04/13/2007	76 c,g	<0.50	<1.0	<1.0	<1.0	---	35	37	---	---	---	---	---	---	164.14	6.58	157.56	---	---	---
MW-5	07/09/2007	<50 g	<0.50	<1.0	<1.0	<1.0	---	26	34	<2.0	<2.0	<2.0	---	---	<100	164.14	7.28	156.86	---	---	---
MW-5	10/08/2007	<50 g	<0.50	<1.0	<1.0	<1.0	---	25	28	---	---	---	---	---	---	164.14	8.01	156.13	---	---	---
MW-5	01/09/2008	<50 g	0.15 h	<1.0	<1.0	<1.0	---	11	7.6 h	---	---	---	---	---	---	164.14	5.45	158.69	---	---	---

TABLE 1

**GROUNDWATER DATA  
FORMER SHELL SERVICE STATION  
4255 MACARTHUR BOULEVARD, OAKLAND, CALIFORNIA**

Well ID	Date	TPHg (µg/L)	B (µg/L)	T (µg/L)	E (µg/L)	X (µg/L)	MTBE		TBA (µg/L)	DIPE (µg/L)	ETBE (µg/L)	TAME (µg/L)	EDB (µg/L)	1,2- DCA (µg/L)	Ethanol (µg/L)	TOC (ft MSL)	Depth to Water (ft TOC)	GW Elevation (ft MSL)	SPH Thickness (ft)	DO Reading (mg/L)	ORP Reading (mV)
							8020 (µg/L)	8260 (µg/L)													
MW-5	04/04/2008	50	<0.50	<1.0	<1.0	<1.0	---	17	<10	---	---	---	---	---	---	164.14	6.61	157.53	---	---	---
MW-5	07/03/2008	<50	<0.50	<1.0	<1.0	<1.0	---	16	11	<2.0	<2.0	<2.0	---	---	<100	164.14	7.40	156.74	---	---	---
MW-5	10/03/2008	<50	<0.50	<1.0	<1.0	<1.0	---	17	14	---	---	---	---	---	---	164.14	7.90	156.24	---	---	---
MW-5	01/22/2009	<50	<0.50	<1.0	<1.0	<1.0	---	9.2	<10	---	---	---	---	---	---	164.14	6.30	157.84	---	---	---
MW-5	04/13/2009	<50	<0.50	<1.0	<1.0	<1.0	---	8.4	<10	---	---	---	---	---	---	164.14	6.42	157.72	---	---	---
MW-5	07/23/2009	<50	<0.50	<1.0	<1.0	<1.0	---	15	<10	<2.0	<2.0	<2.0	---	---	<100	164.14	7.60	156.54	---	---	---
MW-5	02/01/2010	<50	<0.50	<1.0	<1.0	<1.0	---	9.0	<10	---	---	---	---	---	---	164.14	5.80	158.34	---	---	---
MW-5	08/02/2010	<50	<0.50	<1.0	<1.0	<1.0	---	7.5	<10	---	---	---	---	---	---	164.14	7.00	157.14	---	---	---
MW-5	01/31/2011	<50	<0.50	<0.50	<0.50	<1.0	---	7.5	<10	---	---	---	<0.50	<0.50	---	164.14	5.79	158.35	---	---	---
MW-5	07/25/2011	Unable to locate			---	---	---	---	---	---	---	---	---	---	---	164.14	---	---	---	---	---
MW-5	01/23/2012	<50	<0.50	<0.50	<0.50	<1.0	---	5.7	<10	---	---	---	---	---	---	164.14	5.40	158.74	---	---	---
MW-5	07/24/2012	<50	<0.50	<0.50	<0.50	<1.0	---	9.0	<10	<0.50	<0.50	<0.50	---	---	---	164.14	6.45	157.69	---	---	---
MW-5	01/23/2013	<50	<0.50	<0.50	<0.50	<1.0	---	6.0	<10	---	---	---	---	---	---	164.14	6.32	157.82	---	---	---
MW-5	07/10/2013	<50	<0.50	<0.50	<0.50	<1.0	---	6.8	<10	<0.50	<0.50	<0.50	---	---	<150	164.14	6.68	157.46	---	---	---
MW-5	01/16/2014	<50	<0.50	<0.50	<0.50	<1.0	---	2.5	<10	---	---	---	---	---	---	164.14	7.86	156.28	---	---	---
<b>MW-5</b>	<b>07/10/2014</b>	<b>&lt;50</b>	<b>&lt;0.50</b>	<b>&lt;0.50</b>	<b>&lt;0.50</b>	<b>&lt;1.0</b>	---	<b>6.0</b>	<b>&lt;10</b>	<b>&lt;0.50</b>	<b>&lt;0.50</b>	<b>&lt;0.50</b>	---	---	<b>&lt;150</b>	<b>164.14</b>	<b>7.66</b>	<b>156.48</b>	---	---	---
MW-6	06/26/2006	---	---	---	---	---	---	---	---	---	---	---	---	---	---	169.89	10.25	159.64	---	---	---
MW-6	07/28/2006	19,200	1,290	41.7	141	245	---	777	8,340	3.37	<0.500	<0.500	---	---	<50.0	169.89	11.00	158.89	---	---	---
MW-6	10/27/2006	11,400	1,250	41.0	155	242	---	569	7,270	---	---	---	---	---	---	169.89	11.41	158.48	---	---	---
MW-6	01/10/2007	7,000	1,000	26	270	240	---	770	17,000	---	---	---	---	---	---	169.89	9.43	160.46	---	---	---
MW-6	04/13/2007	4,200 g	820	22	72	71	---	490	9,500	---	---	---	---	---	---	169.89	9.81	160.08	---	---	---
MW-6	07/09/2007	6,100 g	960	23	65	116	---	280	8,400	<40	<40	<40	---	---	<2,000	169.89	10.80	159.09	---	---	---
MW-6	10/08/2007	3,600 g	960	17 h	27	76 h	---	260	7,000	---	---	---	---	---	---	169.89	11.64	158.25	---	---	---
MW-6	01/09/2008	Unable to access			---	---	---	---	---	---	---	---	---	---	---	169.89	---	---	---	---	---
MW-6	01/22/2008	4,100 g	610	14 h	31	19 h	---	180	7,700	---	---	---	---	---	---	169.89	8.81	161.08	---	---	---
MW-6	04/04/2008	6,100	760	<20	20	29	---	240	6,900	---	---	---	---	---	---	169.89	10.01	159.88	---	---	---
MW-6	07/03/2008	7,100	1,100	<20	25	50	---	220	9,400	<40	<40	<40	---	---	<2,000	169.89	10.94	158.95	---	---	---
MW-6	10/03/2008	7,400	1,000	<20	<20	116	---	270	8,400	---	---	---	---	---	---	169.89	11.87	158.02	---	---	---
MW-6	01/22/2009	Unable to access			---	---	---	---	---	---	---	---	---	---	---	169.89	---	---	---	---	---
MW-6	04/13/2009	5,300	690	<20	35	47	---	210	9,000	---	---	---	---	---	---	169.89	9.70	160.19	---	---	---
MW-6	07/23/2009	6,800	1,100	<20	<20	42	---	220	7,400	<40	<40	<40	---	---	<2000	169.89	11.09	158.80	---	---	---
MW-6	02/01/2010	4,000	460	<10	<10	<10	---	88	8,400	---	---	---	---	---	---	169.89	8.05	161.84	---	---	---
MW-6	08/02/2010	7,600	860	15	18	49	---	97	6,800	---	---	---	---	---	---	169.89	10.50	159.39	---	---	---
MW-6	01/31/2011	2,800	370	11	19	26	---	170	4,800	---	---	---	<5.0	<5.0	---	169.89	8.52	161.37	---	---	---
MW-6	07/25/2011	4,600	730	13	6.5	18	---	110	5,500	<10	<10	<10	---	---	<1,500	169.89	10.08	159.81	---	---	---
MW-6	01/23/2012	2,100	300	5.3	5.1	13	---	61	3,100	---	---	---	---	---	---	169.89	8.18	161.71	---	---	---
MW-6	07/24/2012	3,400	510	8.8	5.8	14	---	110	5,100	<5.0	<5.0	<5.0	---	---	---	169.89	10.01	159.88	---	---	---

TABLE 1

**GROUNDWATER DATA  
FORMER SHELL SERVICE STATION  
4255 MACARTHUR BOULEVARD, OAKLAND, CALIFORNIA**

Well ID	Date	TPHg (µg/L)	B (µg/L)	T (µg/L)	E (µg/L)	X (µg/L)	MTBE		TBA (µg/L)	DIPE (µg/L)	ETBE (µg/L)	TAME (µg/L)	EDB (µg/L)	1,2- DCA (µg/L)	Ethanol (µg/L)	TOC (ft MSL)	Depth to Water (ft TOC)	GW Elevation (ft MSL)	SPH Thickness (ft)	DO Reading (mg/L)	ORP Reading (mV)
							8020 (µg/L)	8260 (µg/L)													
MW-6	01/23/2013	2,400	260	5.4	30	15	---	110	4,600	---	---	---	---	---	---	169.89	9.62	160.27	---	---	---
MW-6	07/10/2013	3,000	390	6.3	<5.0	12	---	110	4,300	<5.0	<5.0	<5.0	---	---	<1,500	169.89	9.94	159.95	---	---	---
MW-6	01/16/2014	3,500	500	9.3	9.0	14	---	64	3,900	---	---	---	---	---	---	169.89	11.10	158.79	---	---	---
<b>MW-6</b>	<b>07/10/2014</b>	<b>3,300</b>	<b>400</b>	<b>9.4</b>	<b>8.7</b>	<b>26</b>	---	<b>150</b>	<b>5,200</b>	<b>&lt;5.0</b>	<b>&lt;5.0</b>	<b>&lt;5.0</b>	---	---	<b>&lt;1,500</b>	<b>169.89</b>	<b>11.11</b>	<b>158.78</b>	---	---	---
MW-7	06/26/2006	---	---	---	---	---	---	---	---	---	---	---	---	---	---	170.87	9.59	161.28	---	---	---
MW-7	07/28/2006	5,860	72.0	6.67	25.4	165	---	3,940	1,420	<0.500	<0.500	2.89	---	---	<50.0	170.87	10.08	160.79	---	---	---
MW-7	10/27/2006	1,180	8.67	<0.500	2.48	7.52	---	1,100	184	---	---	---	---	---	---	170.87	10.13	160.74	---	---	---
MW-7	01/10/2007	1,000	12	<5.0	<5.0	<10	---	2,200 f	2,400	---	---	---	---	---	---	170.87	8.41	162.46	---	---	---
MW-7	04/13/2007	1,100 c,g	54	<20	18 h	23.5 h	---	2,500	3,800	---	---	---	---	---	---	170.87	8.25	162.62	---	---	---
MW-7	07/09/2007	1,100 g	41	<20	8.8 h	4.5 h	---	2,000	1,200	<40	<40	<40	---	---	<2,000	170.87	9.22	161.65	---	---	---
MW-7	10/08/2007	400 g	25	<20	<20	<20	---	1,500	740	---	---	---	---	---	---	170.87	9.41	161.46	---	---	---
MW-7	01/09/2008	Unable to access	---	---	---	---	---	---	---	---	---	---	---	---	---	170.87	---	---	---	---	---
MW-7	01/22/2008	160 g	32	<10	<10	<10	---	1,900	820	---	---	---	---	---	---	170.87	7.63	163.24	---	---	---
MW-7	04/04/2008	Unable to access	---	---	---	---	---	---	---	---	---	---	---	---	---	170.87	---	---	---	---	---
MW-7	07/03/2008	1,500	11	<10	<10	<10	---	1,700	680	<20	<20	<20	---	---	<1,000	170.87	8.96	161.91	---	---	---
MW-7	10/03/2008	1,000	5.6	<10	<10	<10	---	970	550	---	---	---	---	---	---	170.87	9.57	161.30	---	---	---
MW-7	01/22/2009	880	<5.0	<10	<10	18	---	550	250	---	---	---	---	---	---	170.87	8.60	162.27	---	---	---
MW-7	04/13/2009	1,400	15	<10	<10	<10	---	820	440	---	---	---	---	---	---	170.87	8.24	162.63	---	---	---
MW-7	07/23/2009	1,400	12	<10	<10	<10	---	1,300	550	<20	<20	<20	---	---	<1000	170.87	9.10	161.77	---	---	---
MW-7	02/01/2010	1,300	20	<10	<10	<10	---	1,300	920	---	---	---	---	---	---	170.87	6.81	164.06	---	---	---
MW-7	08/02/2010	780	10	<5.0	<5.0	<5.0	---	890	680	---	---	---	---	---	---	170.87	8.55	162.32	---	---	---
MW-7	01/31/2011	340	12	3.2	6.1	17	---	390	480	---	---	---	<2.5	<2.5	---	170.87	7.58	163.29	---	---	---
MW-7	07/25/2011	480 c	8.8	<2.5	3.8	5.8	---	500	480	<5.0	<5.0	<5.0	---	---	<750	170.87	8.11	162.76	---	---	---
MW-7	01/23/2012	Unable to access	---	---	---	---	---	---	---	---	---	---	---	---	---	170.87	---	---	---	---	---
MW-7	07/24/2012	610	9.2	<2.5	<2.5	6.6	---	540	600	<2.5	<2.5	<2.5	---	---	---	170.87	8.30	162.57	---	---	---
MW-7	01/23/2013	700	26	<5.0	<5.0	15	---	520	640	---	---	---	---	---	---	170.87	7.79	163.08	---	---	---
MW-7	07/10/2013	710	10	<5.0	<5.0	<10	---	550	520	<5.0	<5.0	<5.0	---	---	<1,500	170.87	8.37	162.50	---	---	---
MW-7	01/16/2014	<500	<5.0	<5.0	<5.0	<10	---	170	<100	---	---	---	---	---	---	170.87	9.13	161.74	---	---	---
<b>MW-7</b>	<b>07/10/2014</b>	<b>590 i</b>	<b>11</b>	<b>&lt;2.5</b>	<b>&lt;2.5</b>	<b>5.4</b>	---	<b>500</b>	<b>490</b>	<b>&lt;2.5</b>	<b>&lt;2.5</b>	<b>&lt;2.5</b>	---	---	<b>&lt;750</b>	<b>170.87</b>	<b>8.82</b>	<b>162.05</b>	---	---	---
MW-8	06/26/2006	---	---	---	---	---	---	---	---	---	---	---	---	---	---	174.13	4.53	169.60	---	---	---
MW-8	07/28/2006	2,300	<0.500	<0.500	<0.500	<0.500	---	1,380	<10.0	<0.500	<0.500	0.950	---	---	<50.0	174.13	4.55	169.58	---	---	---
MW-8	10/27/2006	1,570	2.79 e	<0.500	<0.500	<0.500	---	1,280 e	<10.0	---	---	---	---	---	---	174.13	4.87	169.26	---	---	---
MW-8	01/10/2007	540	<2.5	<2.5	<2.5	<5.0	---	1,200 f	750	---	---	---	---	---	---	174.13	4.17	169.96	---	---	---
MW-8	04/13/2007	450 c,g	<5.0	<10	<10	<10	---	1,400	<100	---	---	---	---	---	---	174.13	4.13	170.00	---	---	---
MW-8	07/09/2007	590 g	<5.0	<10	<10	<10	---	1,000	<100	<20	<20	<20	---	---	<1,000	174.13	6.33	167.80	---	---	---
MW-8	10/08/2007	270 c,g	<5.0	<10	<10	<10	---	1,200	<100	---	---	---	---	---	---	174.13	5.63	168.50	---	---	---

TABLE 1

**GROUNDWATER DATA  
FORMER SHELL SERVICE STATION  
4255 MACARTHUR BOULEVARD, OAKLAND, CALIFORNIA**

Well ID	Date	TPHg (µg/L)	B (µg/L)	T (µg/L)	E (µg/L)	X (µg/L)	MTBE	MTBE	TBA (µg/L)	DIPE (µg/L)	ETBE (µg/L)	TAME (µg/L)	EDB (µg/L)	1,2-	Ethanol (µg/L)	TOC (ft MSL)	Depth to	GW	SPH	DO	ORP
							8020 (µg/L)	8260 (µg/L)						DCA (µg/L)			Water (ft TOC)	Elevation (ft MSL)	Thickness (ft)	Reading (mg/L)	Reading (mV)
MW-8	01/09/2008	200 c,g	<2.5	<5.0	<5.0	<5.0	---	370	<50	---	---	---	---	---	---	174.13	4.17	169.96	---	---	---
MW-8	04/04/2008	1,000	<5.0	<10	<10	<10	---	930	<100	---	---	---	---	---	---	174.13	4.36	169.77	---	---	---
MW-8	07/03/2008	960	<5.0	<10	<10	<10	---	1,000	<100	<20	<20	<20	---	---	<1,000	174.13	5.05	169.08	---	---	---
MW-8	10/03/2008	820	<5.0	<10	<10	<10	---	830	<100	---	---	---	---	---	---	174.13	5.54	168.59	---	---	---
MW-8	01/22/2009	1,000	<2.5	<5.0	<5.0	<5.0	---	740	<50	---	---	---	---	---	---	174.13	5.00	169.13	---	---	---
MW-8	04/13/2009	810	<2.5	<5.0	<5.0	<5.0	---	520	<50	---	---	---	---	---	---	174.13	4.51	169.62	---	---	---
MW-8	07/23/2009	840	<2.5	<5.0	<5.0	<5.0	---	830	<50	<10	<10	<10	---	---	<500	174.13	4.92	169.21	---	---	---
MW-8	02/01/2010	270	<1.0	<2.0	<2.0	<2.0	---	260	<20	---	---	---	---	---	---	174.13	3.65	170.48	---	---	---
MW-8	08/02/2010	430	<2.5	<5.0	<5.0	<5.0	---	480	<50	---	---	---	---	---	---	174.13	4.52	169.61	---	---	---
MW-8	01/31/2011	<250	<2.5	<2.5	<2.5	<5.0	---	380	300	---	---	---	<2.5	<2.5	---	174.13	4.29	169.84	---	---	---
MW-8	07/25/2011	300 c	<2.0	<2.0	<2.0	<4.0	---	350	<40	<4.0	<4.0	<4.0	---	---	<600	174.13	4.56	169.57	---	---	---
MW-8	01/23/2012	<250	<2.5	<2.5	<2.5	<5.0	---	320	98	---	---	---	---	---	---	174.13	4.49	169.64	---	---	---
MW-8	07/24/2012	350	<2.5	<2.5	<2.5	<5.0	---	330	<50	<2.5	<2.5	<2.5	---	---	---	174.13	4.85	169.28	---	---	---
MW-8	01/23/2013	290	<2.5	<2.5	<2.5	<5.0	---	270	100	---	---	---	---	---	---	174.13	4.25	169.88	---	---	---
MW-8	07/10/2013	290	<2.5	<2.5	<2.5	<5.0	---	250	<50	<2.5	<2.5	<2.5	---	---	<750	174.13	4.95	169.18	---	---	---
MW-8	01/16/2014	<250	<2.5	<2.5	<2.5	<5.0	---	230	<50	---	---	---	---	---	---	174.13	5.60	168.53	---	---	---
<b>MW-8</b>	<b>07/10/2014</b>	<b>&lt;250</b>	<b>&lt;2.5</b>	<b>&lt;2.5</b>	<b>&lt;2.5</b>	<b>&lt;5.0</b>	<b>---</b>	<b>210</b>	<b>&lt;50</b>	<b>&lt;2.5</b>	<b>&lt;2.5</b>	<b>&lt;2.5</b>	<b>---</b>	<b>---</b>	<b>&lt;750</b>	<b>174.13</b>	<b>4.92</b>	<b>169.21</b>	<b>---</b>	<b>---</b>	<b>---</b>
MW-9	06/26/2006	---	---	---	---	---	---	---	---	---	---	---	---	---	---	175.20	6.41	168.79	---	---	---
MW-9	07/28/2006	5,690	19.2	2.64	2.02	57.7	---	5,780	166	<0.500	<0.500	2.74	---	---	<50.0	175.20	6.69	168.51	---	---	---
MW-9	10/27/2006	2,710	34.2	<0.500	2.76	4.75	---	2,140	29.2 d	---	---	---	---	---	---	175.20	6.90	168.30	---	---	---
MW-9	01/10/2007	1,500	340	6.8	8.9	27	---	2,300 f	1,400	---	---	---	---	---	---	175.20	6.14	169.06	---	---	---
MW-9	04/13/2007	1,600 c,g	390	4.1 h	8.6 h	4.7 h	---	3,700	120	---	---	---	---	---	---	175.20	6.17	169.03	---	---	---
MW-9	07/09/2007	1,200 g	55	<25	<25	<25	---	2,500	<250	<50	<50	<50	---	---	<2,500	175.20	6.65	168.55	---	---	---
MW-9	10/08/2007	520 c,g	9.1 h	<25	<25	<25	---	2,500	<250	---	---	---	---	---	---	175.20	7.58	167.62	---	---	---
MW-9	01/09/2008	350 c,g	3.4 h	<10	<10	<10	---	650	<100	---	---	---	---	---	---	175.20	6.30	168.90	---	---	---
MW-9	04/04/2008	1,500	88	<10	<10	<10	---	1,200	<100	---	---	---	---	---	---	175.20	6.05	169.15	---	---	---
MW-9	07/03/2008	2,600	70	<10	<10	<10	---	2,800	<100	<20	<20	<20	---	---	<1,000	175.20	7.00	168.20	---	---	---
MW-9	10/03/2008	2,600	160	<20	<20	<20	---	2,400	<200	---	---	---	---	---	---	175.20	7.39	167.81	---	---	---
MW-9	01/22/2009	2,900	130	<20	<20	30	---	1,900	<200	---	---	---	---	---	---	175.20	7.00	168.20	---	---	---
MW-9	04/13/2009	5,200	590	24	60	89	---	1,600	230	---	---	---	---	---	---	175.20	6.47	168.73	---	---	---
MW-9	07/23/2009	6,300	830	30	150	130	---	3,200	170	<20	<20	<20	---	---	<1000	175.20	7.05	168.15	---	---	---
MW-9	02/01/2010	18,000	1,900	130	770	1,200	---	2,400	430	---	---	---	---	---	---	175.20	5.70	169.50	---	---	---
MW-9	08/02/2010	2,200	270	<10	99	36	---	1,200	280	---	---	---	---	---	---	175.20	6.50	168.70	---	---	---
MW-9	01/31/2011	1,100	120	9.5	60	63	---	1,100	1,000	---	---	---	<5.0	<5.0	---	175.20	6.21	168.99	---	---	---
MW-9	07/25/2011	1,200	210	<5.0	67	15	---	710	480	<10	<10	<10	---	---	<1,500	175.20	6.53	168.67	---	---	---
MW-9	01/23/2012	390	9.9	<1.0	4.7	5.8	---	460	370	---	---	---	---	---	---	175.20	6.49	168.71	---	---	---
MW-9	07/24/2012	970	91	<5.0	15	<10	---	660	530	<5.0	<5.0	<5.0	---	---	---	175.20	6.95	168.25	---	---	---

TABLE 1

**GROUNDWATER DATA  
FORMER SHELL SERVICE STATION  
4255 MACARTHUR BOULEVARD, OAKLAND, CALIFORNIA**

Well ID	Date	TPHg (µg/L)	B (µg/L)	T (µg/L)	E (µg/L)	X (µg/L)	MTBE		TBA (µg/L)	DIPE (µg/L)	ETBE (µg/L)	TAME (µg/L)	EDB (µg/L)	1,2- DCA (µg/L)	Ethanol (µg/L)	TOC (ft MSL)	Depth to Water (ft TOC)	GW Elevation (ft MSL)	SPH Thickness (ft)	DO Reading (mg/L)	ORP Reading (mV)
							8020 (µg/L)	8260 (µg/L)													
MW-9	01/23/2013	940	84	<5.0	20	<10	---	640	540	---	---	---	---	---	---	175.20	6.24	168.96	---	---	---
MW-9	07/10/2013	540	10	<5.0	<5.0	<10	---	360	290	<5.0	<5.0	<5.0	---	---	<1,500	175.20	7.09	168.11	---	---	---
MW-9	01/16/2014	240 i	<1.3	<1.3	<1.3	<2.5	---	250	170	---	---	---	---	---	---	175.20	7.70	167.50	---	---	---
<b>MW-9</b>	<b>07/10/2014</b>	<b>340 i</b>	<b>&lt;1.0</b>	<b>&lt;1.0</b>	<b>&lt;1.0</b>	<b>&lt;2.0</b>	---	<b>350</b>	<b>94</b>	<b>&lt;1.0</b>	<b>&lt;1.0</b>	<b>&lt;1.0</b>	---	---	<b>&lt;300</b>	<b>175.20</b>	<b>7.12</b>	<b>168.08</b>	---	---	---
TB-1	04/29/1999	---	---	---	---	---	---	---	---	---	---	---	---	---	---	---	6.00	---	---	3.8	-132
TB-1	11/01/1999	---	---	---	---	---	---	---	---	---	---	---	---	---	---	---	12.65	---	---	0.2	-165
TB-1	01/17/2000	---	---	---	---	---	---	---	---	---	---	---	---	---	---	---	7.72	---	---	0.8	-178
TB-1	04/17/2000	---	---	---	---	---	---	---	---	---	---	---	---	---	---	---	7.65	---	---	0.5	-152
TB-1	07/26/2000	---	---	---	---	---	---	---	---	---	---	---	---	---	---	---	5.13	---	---	1.0	-124
TB-1	10/12/2000	---	---	---	---	---	---	---	---	---	---	---	---	---	---	---	5.20	---	---	0.7	-73
TB-1	01/15/2001	---	---	---	---	---	---	---	---	---	---	---	---	---	---	---	5.09	---	---	1.2	-118
TB-1	04/09/2001	---	---	---	---	---	---	---	---	---	---	---	---	---	---	---	4.96	---	---	1.0	-72
TB-1	07/24/2001	---	---	---	---	---	---	---	---	---	---	---	---	---	---	---	6.03	---	---	1.4	31
TB-1	10/31/2001	1,000	85	<10	<10	42	---	4,100	---	---	---	---	---	---	---	---	5.89	---	---	1.8	88
TB-1	01/10/2002	5,000	410	390	65	620	---	9,000	---	---	---	---	---	---	---	---	7.47	---	---	2.0	95
TB-1	04/25/2002	5,000	780	60	49	91	---	6,000	---	---	---	---	---	---	---	---	11.71	---	---	1.7	-136
TB-1	07/18/2002	Insufficient water		---	---	---	---	---	---	---	---	---	---	---	---	---	13.50	---	---	---	---
TB-1	10/07/2002	4,600	480	36	98	200	---	4,000	---	---	---	---	---	---	---	---	12.95	---	---	1.6	-48
TB-1	01/06/2003	130	30	<0.50	<0.50	0.78	---	330	---	---	---	---	---	---	---	---	5.56	---	---	0.4	-20
TB-2	04/29/1999	---	---	---	---	---	---	---	---	---	---	---	---	---	---	---	4.76	---	---	4.2	-108
TB-2	11/01/1999	---	---	---	---	---	---	---	---	---	---	---	---	---	---	---	11.33	---	---	0.5	-148
TB-2	01/17/2000	---	---	---	---	---	---	---	---	---	---	---	---	---	---	---	9.79	---	---	0.7	-162
TB-2	04/17/2000	---	---	---	---	---	---	---	---	---	---	---	---	---	---	---	9.75	---	---	0.9	-121
TB-2	07/26/2000	---	---	---	---	---	---	---	---	---	---	---	---	---	---	---	4.73	---	---	0.9	-85
TB-2	10/12/2000	---	---	---	---	---	---	---	---	---	---	---	---	---	---	---	4.05	---	---	0.6	-47
TB-2	01/15/2001	---	---	---	---	---	---	---	---	---	---	---	---	---	---	---	3.87	---	---	0.7	-91
TB-2	04/09/2001	46,600	1,240	1,310	1,110	12,100	31,300	---	---	---	---	---	---	---	---	---	3.76	---	---	0.8	-24
TB-2	07/24/2001	11,000	630	<25	310	200	---	11,000	---	---	---	---	---	---	---	---	4.75	---	---	0.4	-51
TB-2	10/31/2001	7,500	530	1,500	100	500	---	2,500	---	---	---	---	---	---	---	---	4.24	---	---	0.6	-7
TB-2	01/10/2002	<5,000	480	47	34	110	---	12,000	---	---	---	---	---	---	---	---	6.26	---	---	1.3	-81
TB-2	04/25/2002	4,700	470	140	<20	80	---	7,400	---	---	---	---	---	---	---	---	11.78	---	---	0.9	-107
TB-2	07/18/2002	7,500	630	650	<25	390	---	44,000	---	---	---	---	---	---	---	---	12.34	---	---	0.9	-67
TB-2	10/07/2002	<10,000	580	<100	<100	180	---	30,000	---	---	---	---	---	---	---	---	11.62	---	---	1.0	-41
TB-2	01/06/2003	120	4.8	<0.50	<0.50	2.0	---	220	---	---	---	---	---	---	---	---	4.35	---	---	0.5	-515

Notes:



**GROUNDWATER DATA  
FORMER SHELL SERVICE STATION  
4255 MACARTHUR BOULEVARD, OAKLAND, CALIFORNIA**

Well ID	Date	TPHg (µg/L)	B (µg/L)	T (µg/L)	E (µg/L)	X (µg/L)	MTBE		TBA (µg/L)	DIPE (µg/L)	ETBE (µg/L)	TAME (µg/L)	EDB (µg/L)	1,2- DCA		Ethanol (µg/L)	TOC (ft MSL)	Depth to Water (ft TOC)	GW Elevation (ft MSL)	SPH Thickness (ft)	DO Reading (mg/L)	ORP Reading (mV)
							8020 (µg/L)	8260 (µg/L)						µg/L	µg/L							

TPHg = Total petroleum hydrocarbons as gasoline analyzed by EPA Method 8260B; prior to July 24, 2001, analyzed by EPA Method 8015 unless otherwise noted.

BTEX = Benzene, toluene, ethylbenzene, and total xylenes analyzed by EPA Method 8260B; prior to July 24, 2001, analyzed by EPA Method 8020.

MTBE = Methyl tertiary-butyl ether analyzed by method as noted

TBA = Tertiary-butyl alcohol analyzed by EPA Method 8260B

DIPE = Di-isopropyl ether analyzed by EPA Method 8260B

ETBE = Ethyl tertiary-butyl ether analyzed by EPA Method 8260B

TAME = Tertiary-amyl methyl ether analyzed by EPA Method 8260B

EDB = 1,2-Dibromoethane analyzed by EPA Method 8260B

1,2-DCA = 1,2-Dichloroethane analyzed by EPA Method 8260B

Ethanol analyzed by EPA Method 8260B.

TOC = Top of casing elevation, in feet relative to mean sea level

SPH = Separate-phase hydrocarbon

GW = Groundwater

DO = Dissolved oxygen

ORP = Oxidation reduction potential

µg/L = Micrograms per liter

ft = Feet

MSL = Mean sea level

mg/L = Milligrams per liter

mV = Millivolts

<x = Not detected at reporting limit x

--- = Not analyzed or not available

(D) = Duplicate sample

a = Groundwater surface had a sheen when sampled.

b = MTBE value is estimated by laboratory

c = The concentration reported reflects individual or discrete unidentified peaks not matching a typical fuel pattern.

d = Secondary ion abundances were outside method requirements. Identification based on analytical judgment.

e = pH>2

f = Sample analyzed outside the EPA recommended holding time.

g = Analyzed by EPA Method 8015B (M).

h = Analyte was detected at a concentration below the reporting limit and above the laboratory method detection limit. Reported value is estimated.

i = TPHg concentration is due to the presence of a discrete peak of MTBE.

When SPHs are present, groundwater elevation is adjusted using the relation: Corrected groundwater elevation = TOC - Depth to Water + (0.8 x Hydrocarbon Thickness).

Site wells surveyed March 14, 2002 by Virgil Chavez Land Surveying

Wells MW-6, MW-7, MW-8 and MW-9 surveyed July 12, 2006 by Virgil Chavez Land Surveying