



Date December 31, 1997
Project 20805-130.005

To:

Mr. Barney Chan
Alameda County Health Care Services Agency
Department of Environmental Health
1131 Harborbay Parkway, Suite 250
Alameda, California 94502-6577

We are enclosing:

Copies	Description
<u>1</u>	<u>Third quarter 1997 groundwater monitoring results report,</u> <u>ARCO service station 2185, Oakland, California</u>

For your:	<u> X </u>	Use	Sent by:	<u> X </u>	Regular Mail
	<u> </u>	Approval		<u> </u>	Standard Air
	<u> </u>	Review		<u> </u>	Courier
	<u> </u>	Information		<u> </u>	Other

Comments:

The enclosed groundwater monitoring report is being sent to you per the request of ARCO Products Company. Please call if you have questions or comments.



Gary P. Messerotes
Project Manager

cc: Paul Supple, ARCO Products Company
File





Date: December 31, 1997

Re: ARCO Station #

2185 • 9800 East 14th Street • Oakland, CA
Third Quarter 1997 Groundwater Monitoring Results

"I declare, that to the best of my knowledge at the present time, that the information and/or recommendations contained in the attached proposal or report are true and correct."

Submitted by:

A handwritten signature in black ink that reads "Paul Supple". The signature is written in a cursive style with a large, prominent "P" and "S".

Paul Supple
Environmental Engineer



EMCON

1921 Ringwood Avenue • San Jose, California 95131-1721 • (408) 453-7300 • Fax (408) 437-9526

December 30, 1997
Project 20805-130.005

Mr. Paul Supple
ARCO Products Company
P.O. Box 6549
Moraga, California 94570

Re: Third quarter 1997 groundwater monitoring results, ARCO service station 2185,
Oakland, California

Dear Mr. Supple:

This letter presents the results of the third quarter 1997 groundwater monitoring program at ARCO Products Company (ARCO) service station 2185, 9800 East 14th Street, Oakland, California (Figure 1). The quarterly monitoring program complies with Alameda County Health Care Services Agency (ACHCSA) requirements regarding underground tank investigations.

LIMITATIONS

No monitoring event is thorough enough to describe all geologic and hydrogeologic conditions of interest at a given site. If conditions have not been identified during the monitoring event, results should not be construed as a guarantee of the absence of such conditions at the site, but rather as the product of the scope and limitations of work performed during the monitoring event.

Please call if you have questions.

Sincerely,

EMCON


Gary P. Messerotes, R.G. 5650
Project Manager




Table 1
Groundwater Monitoring Data
Third Quarter 1997

ARCO Service Station 2185
9800 East 14th Street, Oakland, California

Date: 11-12-97

Well Designation	Water Level Field Date	Top of Casing Elevation ft-MSL	Depth to Water feet	Groundwater Elevation ft-MSL	Floating Product Thickness feet	Groundwater Flow Direction MWN	Hydraulic Gradient ft/ft	Water Sample Field Date	TPHG LUFT Method µg/L	Benzene EPA 8020 µg/L	Toluene EPA 8020 µg/L	Ethylbenzene EPA 8020 µg/L	Total Xylenes EPA 8020 µg/L	MTBE EPA 8020 µg/L	MTBE EPA 8240 µg/L
MW-1	08-07-97	29.15	11.83	17.32	ND	SW	0.005	08-07-97	Not sampled: well sampled annually, during the first quarter						
MW-2	08-07-97	28.47	11.50	16.97	ND	SW	0.005	08-07-97	280	<0.5	<0.5	<0.5	<0.5	<3	--
MW-3	08-07-97	28.57	11.44	17.13	ND	SW	0.005	08-07-97	<500 [^]	<5 [^]	<5 [^]	<5 [^]	<5 [^]	490	--
MW-4	08-07-97	29.21	12.17	17.04	ND	SW	0.005	08-07-97	Not sampled: well sampled annually, during the first quarter						
MW-5	08-07-97	28.12	11.00	17.12	ND	SW	0.005	08-07-97	<50	<0.5	<0.5	<0.5	<0.5	<3	--
MW-6	08-07-97	27.79	10.85	16.94	ND	SW	0.005	08-07-97	53	<0.5	<0.5	<0.5	<0.5	<3	--
MW-7	08-07-97	27.88	11.65	16.23	ND	SW	0.005	08-07-97	Not sampled: well sampled annually, during the first quarter						
MW-8	08-07-97	28.08	11.15	16.93	ND	SW	0.005	08-07-97	53	<0.5	<0.5	<0.5	<0.5	390	--
MW-9	08-07-97	27.73	11.70	16.03	ND	SW	0.005	08-07-97	Not sampled: well sampled annually, during the first quarter						
MW-10	08-07-97	27.55	10.75	16.80	ND	SW	0.005	08-07-97	Not sampled: well sampled annually, during the first quarter						

ft-MSL: elevation in feet, relative to mean sea level

MWN: ground-water flow direction and gradient apply to the entire monitoring well network

ft/ft: foot per foot

TPHG: total petroleum hydrocarbons as gasoline, California DHS LUFT Method

µg/L: micrograms per liter

EPA: United States Environmental Protection Agency

MTBE: Methyl tert-butyl ether

ND: none detected

SW: southwest

--: not analyzed

[^]: method reporting limit was raised due to: (1) high analyte concentration requiring sample dilution, or (2) matrix interference

Table 2
 Historical Groundwater Elevation and Analytical Data
 Petroleum Hydrocarbons and Their Constituents
 1995 - Present**

ARCO Service Station 2185
 9800 East 14th Street, Oakland, California

Date: 12-30-97

Well Designation	Water Level Field Date	Top of Casing Elevation	Depth to Water	Groundwater Elevation	Floating Product Thickness	Groundwater Flow Direction	Hydraulic Gradient	Water Sample Field Date	TPHG LUFT Method	Benzene EPA 8020	Toluene EPA 8020	Ethylbenzene EPA 8020	Total Xylenes EPA 8020	MTBE EPA 8020	MTBE EPA 8240
		ft-MSL	feet	ft-MSL	feet	MWN	ft/ft	µg/L	µg/L	µg/L	µg/L	µg/L	µg/L	µg/L	
MW-1	03-15-95	29.15	8.50	20.65	ND	NW	0.01	03-15-95	<50	<0.5	<0.5	<0.5	<0.5	--	--
MW-1	05-30-95	29.15	10.28	18.87	ND	SW	0.005	05-30-95	Not sampled: well sampled annually, during the first quarter						
MW-1	09-20-95	29.15	11.70	17.45	ND	WSW	0.005	09-20-95	Not sampled: well sampled annually, during the first quarter						
MW-1	11-07-95	29.15	12.12	17.03	ND	WSW	0.004	11-07-95	Not sampled: well sampled annually, during the first quarter						
MW-1	02-28-96	29.15	8.54	20.61	ND	NW	0.009	02-28-96	<50	<0.5	<0.5	<0.5	<0.5	<3	--
MW-1	05-30-96	29.15	10.05	19.10	ND	W	0.007	05-31-96	Not sampled: well sampled annually, during the first quarter						
MW-1	08-20-96	29.15	11.35	17.80	ND	SW	0.005	08-20-96	Not sampled: well sampled annually, during the first quarter						
MW-1	11-19-96	29.15	11.20	17.95	ND	WSW	0.005	11-19-96	Not sampled: well sampled annually, during the first quarter						
MW-1	03-25-97	29.15	10.12	19.03	ND	WNW	0.006	03-25-97	<50	<0.5	<0.5	<0.5	<0.5	<3	--
MW-1	06-17-97	29.15	11.27	17.88	ND	W	0.001	06-17-97	Not sampled: well sampled annually, during the first quarter						
MW-1	08-07-97	29.15	11.83	17.32	ND	SW	0.005	08-07-97	Not sampled: well sampled annually, during the first quarter						
MW-2	03-15-95	28.47	8.37	20.10	ND	NW	0.01	03-15-95	2100	7.4	<2.5	130	39	--	--
MW-2	05-30-95	28.47	9.95	18.52	ND	SW	0.005	05-30-95	1700	3.3	<2.5	120	31	--	--
MW-2	09-20-95	28.47	11.37	17.10	ND	WSW	0.005	09-21-95	1200	1	<1	68	16	<5	--
MW-2	11-07-95	28.47	11.73	16.74	ND	WSW	0.004	11-07-95	1100	<3	<3	74	14	<20	--
MW-2	02-28-96	28.47	8.12	20.35	ND	NW	0.009	02-29-96	2200	<3	<3	130	27	<20	--
MW-2	05-30-96	28.47	9.89	18.58	ND	W	0.007	05-31-96	970	<9	<1	29	3	<5	--
MW-2	08-20-96	28.47	11.05	17.42	ND	SW	0.005	08-20-96	670	<1	<1	16	1	<5	--
MW-2	11-19-96	28.47	10.96	17.51	ND	WSW	0.005	11-19-96	990	<1 [^]	<1 [^]	46	3	<5 [^]	--
MW-2	03-25-97	28.47	9.84	18.63	ND	WNW	0.006	03-25-97	540	<1 [^]	<1 [^]	<1 [^]	<1 [^]	<6 [^]	--
MW-2	06-17-97	28.47	10.99	17.48	ND	W	0.001	06-17-97	510	<7 [^]	0.9	1.1	<2 [^]	<3	--
MW-2	08-07-97	28.47	11.50	16.97	ND	SW	0.005	08-07-97	280	<0.5	<0.5	<0.5	<0.5	<3	--

Table 2
 Historical Groundwater Elevation and Analytical Data
 Petroleum Hydrocarbons and Their Constituents
 1995 - Present**

ARCO Service Station 2185
 9800 East 14th Street, Oakland, California

Date: 12-30-97

Well Designation	Water Level Field Date	Top of Casing Elevation ft-MSL	Depth to Water feet	Groundwater Elevation ft-MSL	Floating Product Thickness feet	Groundwater Flow Direction MWN	Hydraulic Gradient ft/ft	Water Sample Field Date	TPHG LUFT Method µg/L	Benzene EPA 8020 µg/L	Toluene EPA 8020 µg/L	Ethylbenzene EPA 8020 µg/L	Total Xylenes EPA 8020 µg/L	MTBE EPA 8020 µg/L	MTBE EPA 8240 µg/L
MW-3	03-15-95	28.57	8.47	20.10	ND	NW	0.01	03-15-95	2000	<2.5	<2.5	88	82	--	--
MW-3	05-30-95	28.57	10.03	18.54	ND	SW	0.005	05-30-95	2000	3.2	<2.5	70	46	--	--
MW-3	09-20-95	28.57	11.30	17.27	ND	WSW	0.005	09-21-95	2100	12	<3	77	38	280	--
MW-3	11-07-95	28.57	11.65	16.92	ND	WSW	0.004	11-07-95	3000	18	<3	120	62	--	430
MW-3	02-28-96	28.57	8.35	20.22	ND	NW	0.009	02-29-96	5100	83	<5	160	57	640	--
MW-3	05-30-96	28.57	9.77	18.80	ND	W	0.007	05-31-96	2100	41	<5	57	15	890	--
MW-3	08-20-96	28.57	11.00	17.57	ND	SW	0.005	08-20-96	2500	94	<2.5	62	14	2200	--
MW-3	11-19-96	28.57	10.92	17.65	ND	WSW	0.005	11-19-96	2400	84	<2.5^	73	22	1300	--
MW-3	03-25-97	28.57	9.90	18.67	ND	WNW	0.006	03-25-97	<50	<0.5	<0.5	<0.5	<0.5	48	--
MW-3	06-17-97	28.57	10.95	17.62	ND	W	0.001	06-17-97	<200^	<2^	<2^	<2^	<2^	200	--
MW-3	08-07-97	28.57	11.44	17.13	ND	SW	0.005	08-07-97	<500^	<5^	<5^	<5^	<5^	490	--
MW-4	03-15-95	29.21	8.69	20.52	ND	NW	0.01	03-15-95	<50	<0.5	<0.5	<0.5	<0.5	--	--
MW-4	05-30-95	29.21	10.57	18.64	ND	SW	0.005	05-30-95	Not sampled: well sampled annually, during the first quarter						--
MW-4	09-20-95	29.21	12.02	17.19	ND	WSW	0.005	09-20-95	Not sampled: well sampled annually, during the first quarter						--
MW-4	11-07-95	29.21	12.42	16.79	ND	WSW	0.004	11-07-95	Not sampled: well sampled annually, during the first quarter						--
MW-4	02-28-96	29.21	8.66	20.55	ND	NW	0.009	02-28-96	<50	<0.5	<0.5	<0.5	<0.5	<3	--
MW-4	05-30-96	29.21	10.34	18.87	ND	W	0.007	05-31-96	Not sampled: well sampled annually, during the first quarter						--
MW-4	08-20-96	29.21	11.67	17.54	ND	SW	0.005	08-20-96	Not sampled: well sampled annually, during the first quarter						--
MW-4	11-19-96	29.21	11.50	17.71	ND	WSW	0.005	11-19-96	Not sampled: well sampled annually, during the first quarter						--
MW-4	03-25-97	29.21	10.42	18.79	ND	WNW	0.006	03-25-97	<50	<0.5	<0.5	<0.5	<0.5	<3	--
MW-4	06-17-97	29.21	11.60	17.61	ND	W	0.001	06-17-97	Not sampled: well sampled annually, during the first quarter						--
MW-4	08-07-97	29.21	12.17	17.04	ND	SW	0.005	08-07-97	Not sampled: well sampled annually, during the first quarter						--

Table 2
 Historical Groundwater Elevation and Analytical Data
 Petroleum Hydrocarbons and Their Constituents
 1995 - Present**

ARCO Service Station 2185
 9800 East 14th Street, Oakland, California

Date: 12-30-97

Well Designation	Water Level Field Date	Top of Casing Elevation ft-MSL	Depth to Water feet	Groundwater Elevation ft-MSL	Floating Product Thickness feet	Groundwater Flow Direction MWN	Hydraulic Gradient ft/ft	Water Sample Field Date	TPHG LUFT Method µg/L	Benzene EPA 8020 µg/L	Toluene EPA 8020 µg/L	Ethylbenzene EPA 8020 µg/L	Total Xylenes EPA 8020 µg/L	MTBE EPA 8020 µg/L	MTBE EPA 8240 µg/L
MW-5	03-15-95	28.12	8.47	19.65	ND	NW	0.01	03-15-95	170	5.6	<0.5	17	11	--	--
MW-5	05-30-95	28.12	9.69	18.43	ND	SW	0.005	05-30-95	53	0.6	<0.5	4.8	2.8	--	--
MW-5	09-20-95	28.12	10.90	17.22	ND	WSW	0.005	09-21-95	1500	47	2	120	86	70	--
MW-5	11-07-95	28.12	11.20	16.92	ND	WSW	0.004	11-07-95	140	4.5	<0.5	8.3	16	10	--
MW-5	02-28-96	28.12	8.15	19.97	ND	NW	0.009	02-29-96	900	11	<1	59	29	99	--
MW-5	05-30-96	28.12	9.48	18.64	ND	W	0.007	05-31-96	Not sampled: well sampled semi-annually, during the first and third quarters						
MW-5	08-20-96	28.12	10.58	17.54	ND	SW	0.005	08-20-96	67	0.7	<0.5	3.6	0.6	27	--
MW-5	11-19-96	28.12	10.50	17.62	ND	WSW	0.005	11-19-96	Not sampled: well sampled semi-annually, during the first and third quarters						
MW-5	03-25-97	28.12	9.58	18.54	ND	WNW	0.006	03-25-97	<50	<0.5	<0.5	<0.5	<0.5	<3	--
MW-5	06-17-97	28.12	10.52	17.60	ND	W	0.001	06-17-97	Not sampled: well sampled semi-annually, during the first and third quarters						
MW-5	08-07-97	28.12	11.00	17.12	ND	SW	0.005	08-07-97	<50	<0.5	<0.5	<0.5	<0.5	<3	--
MW-6	03-15-95	27.79	7.75	20.04	ND	NW	0.01	03-15-95	3600	77	<5	420	180	--	--
MW-6	05-30-95	27.79	9.48	18.31	ND	SW	0.005	05-30-95	5000	68	<5	530	250	--	--
MW-6	09-20-95	27.79	10.75	17.04	ND	WSW	0.005	09-21-95	3300	36	<5	360	120	<30	--
MW-6	11-07-95	27.79	11.06	16.73	ND	WSW	0.004	11-07-95	3500	33	<5	410	110	<30	--
MW-6	02-28-96	27.79	7.86	19.93	ND	NW	0.009	02-29-96	520	33	<5	480	160	<30	--
MW-6	05-30-96	27.79	9.35	18.44	ND	W	0.007	05-31-96	Not sampled: well sampled semi-annually, during the first and third quarters						
MW-6	08-20-96	27.79	10.43	17.36	ND	SW	0.005	08-20-96	1900	3.4	<2.5	150	21	<12	--
MW-6	11-19-96	27.79	10.36	17.43	ND	WSW	0.005	11-19-96	Not sampled: well sampled semi-annually, during the first and third quarters						
MW-6	03-25-97	27.79	9.35	18.44	ND	WNW	0.006	03-25-97	1100	<2^	<2^	5	5	<10^	--
MW-6	06-17-97	27.79	10.37	17.42	ND	W	0.001	06-17-97	Not sampled: well sampled semi-annually, during the first and third quarters						
MW-6	08-07-97	27.79	10.85	16.94	ND	SW	0.005	08-07-97	53	<0.5	<0.5	<0.5	<0.5	<3	--

Table 2
Historical Groundwater Elevation and Analytical Data
Petroleum Hydrocarbons and Their Constituents
1995 - Present**

ARCO Service Station 2185
 9800 East 14th Street, Oakland, California

Date: 12-30-97

Well Designation	Water Level Field Date	Top of Casing Elevation ft-MSL	Depth to Water feet	Groundwater Elevation ft-MSL	Floating Product Thickness feet	Groundwater Flow Direction MWN	Hydraulic Gradient ft/ft	Water Sample Field Date	TPHG LUFT Method µg/L	Benzene EPA 8020 µg/L	Toluene EPA 8020 µg/L	Ethylbenzene EPA 8020 µg/L	Total Xylenes EPA 8020 µg/L	MTBE EPA 8020 µg/L	MTBE EPA 8240 µg/L
MW-7	03-15-95	27.88	8.13	19.75	ND	NW	0.01	03-15-95	150*	<0.5	<0.5	<0.5	<0.5	--	--
MW-7	05-30-95	27.88	10.14	17.74	ND	SW	0.005	05-30-95	110*	<0.5	<0.5	<0.5	<0.5	--	--
MW-7	09-20-95	27.88	11.52	16.36	ND	WSW	0.005	09-20-95	<400*	<0.8	<0.5	<0.5	<0.5	<7	--
MW-7	11-07-95	27.88	11.70	16.18	ND	WSW	0.004	11-07-95	<500	2	<1	<1	<1	<20	--
MW-7	02-28-96	27.88	8.19	19.69	ND	NW	0.009	02-29-96	<300*	<0.5	<0.5	<0.5	<0.5	<6	--
MW-7	05-30-96	27.88	9.98	17.90	ND	W	0.007	05-31-96	<100*	<0.5	<0.5	<0.5	<0.5	<3	--
MW-7	08-20-96	27.88	11.15	16.73	ND	SW	0.005	08-20-96	<200*	<0.5	<0.5	<0.5	<0.5	<5	--
MW-7	11-19-96	27.88	10.92	16.96	ND	WSW	0.005	11-19-96	Not sampled: well sampled annually, during the first quarter						--
MW-7	03-25-97	27.88	9.88	18.00	ND	WNW	0.006	03-25-97	<50	<0.5	<0.5	<0.5	<0.5	<3	--
MW-7	06-17-97	27.88	11.13	16.75	ND	W	0.001	06-17-97	Not sampled: well sampled annually, during the first quarter						--
MW-7	08-07-97	27.88	11.65	16.23	ND	SW	0.005	08-07-97	Not sampled: well sampled annually, during the first quarter						--
MW-8	03-15-95	NR	8.43	NR	ND	NR	NR	03-15-95	280	<0.5	<0.5	0.7	0.7	--	--
MW-8	05-30-95	NR	9.86	NR	ND	NR	NR	05-30-95	390	<0.5	<0.5	<2	1.6	--	--
MW-8	09-20-95	28.08	11.07	17.01	ND	WSW	0.005	09-21-95	470	<0.5	<0.5	3	1.2	52	--
MW-8	11-07-95	28.08	11.40	16.68	ND	WSW	0.004	11-07-95	280	<0.5	<0.5	0.6	<0.5	94	--
MW-8	02-28-96	28.08	8.30	19.78	ND	NW	0.009	02-29-96	160	<0.5	<0.5	<0.9	<0.6	32	--
MW-8	05-30-96	28.08	9.68	18.40	ND	W	0.007	05-31-96	100	<0.5	<0.5	<0.6	<0.5	16	--
MW-8	08-20-96	28.08	10.72	17.36	ND	SW	0.005	08-20-96	140	<0.5	<0.5	<0.5	<0.5	190	--
MW-8	11-19-96	28.08	10.58	17.50	ND	WSW	0.005	11-19-96	Not sampled: well sampled semi-annually, during the first and third quarters						--
MW-8	03-25-97	28.08	9.73	18.35	ND	WNW	0.006	03-25-97	63	<0.5	<0.5	<0.5	<0.5	38	--
MW-8	06-17-97	28.08	10.67	17.41	ND	W	0.001	06-17-97	Not sampled: well sampled semi-annually, during the first and third quarters						--
MW-8	08-07-97	28.08	11.15	16.93	ND	SW	0.005	08-07-97	53	<0.5	<0.5	<0.5	<0.5	390	--

Table 2
Historical Groundwater Elevation and Analytical Data
Petroleum Hydrocarbons and Their Constituents
1995 - Present**

ARCO Service Station 2185
 9800 East 14th Street, Oakland, California

Date: 12-30-97

Well Designation	Water Level Field Date	Top of Casing Elevation ft-MSL	Depth to Water feet	Groundwater Elevation ft-MSL	Floating Product Thickness feet	Groundwater Flow Direction MWN	Hydraulic Gradient ft/ft	Water Sample Field Date	TPHG LUFT Method µg/L	Benzene EPA 8020 µg/L	Toluene EPA 8020 µg/L	Ethylbenzene EPA 8020 µg/L	Total Xylenes EPA 8020 µg/L	MTBE EPA 8020 µg/L	MTBE EPA 8240 µg/L	
MW-9	09-20-95	27.73	11.67	16.06	ND	WSW	0.005	09-20-95	<50	<0.5	<0.5	<0.5	<0.5	△4	--	
MW-9	11-07-95	27.73	11.70	16.03	ND	WSW	0.004	11-07-95	<50	<0.5	<0.5	<0.5	<0.5	△4	--	
MW-9	02-28-96	27.73	9.23	18.50	ND	NW	0.009	02-29-96	<50	<0.5	<0.5	<0.5	<0.5	△5	--	
MW-9	05-30-96	27.73	10.50	17.23	ND	W	0.007	05-31-96	<50	0.6	<0.5	<0.5	<0.5	△8	--	
MW-9	08-20-96	27.73	11.33	16.40	ND	SW	0.005	08-20-96	<50	<0.5	<0.5	<0.5	<0.5	△7	--	
MW-9	11-19-96	27.73	11.20	16.53	ND	WSW	0.005	11-19-96	Not sampled: well sampled annually, during the first quarter							
MW-9	03-25-97	27.73	10.41	17.32	ND	WNW	0.006	03-25-97	<50	<0.5	<0.5	<0.5	<0.5	△6	--	
MW-9	06-17-97	27.73	11.30	16.43	ND	W	0.001	06-17-97	Not sampled: well sampled annually, during the first quarter							
MW-9	08-07-97	27.73	11.70	16.03	ND	SW	0.005	08-07-97	Not sampled: well sampled annually, during the first quarter							
MW-10	09-20-95	27.55	10.65	16.90	ND	WSW	0.005	09-21-95	<50	<0.5	<0.5	<0.5	<0.5	△3	--	
MW-10	11-07-95	27.55	10.85	16.70	ND	WSW	0.004	11-07-95	<50	<0.5	<0.5	<0.5	<0.5	△3	--	
MW-10	02-28-96	27.55	9.38	18.17	ND	NW	0.009	02-29-96	<50	<0.5	<0.5	<0.5	<0.5	△3	--	
MW-10	05-30-96	27.55	9.99	17.56	ND	W	0.007	05-31-96	<50	<0.5	<0.5	<0.5	<0.5	△3	--	
MW-10	08-20-96	27.55	10.47	17.08	ND	SW	0.005	08-20-96	<50	<0.5	<0.5	<0.5	<0.5	△3	--	
MW-10	11-19-96	27.55	10.44	17.11	ND	WSW	0.005	11-19-96	Not sampled: well sampled annually, during the first quarter							
MW-10	03-25-97	27.55	10.02	17.53	ND	WNW	0.006	03-25-97	<50	<0.5	<0.5	<0.5	<0.5	△3	--	
MW-10	06-17-97	27.55	10.40	17.15	ND	W	0.001	06-17-97	Not sampled: well sampled annually, during the first quarter							
MW-10	08-07-97	27.55	10.75	16.80	ND	SW	0.005	08-07-97	Not sampled: well sampled annually, during the first quarter							

Table 2
 Historical Groundwater Elevation and Analytical Data
 Petroleum Hydrocarbons and Their Constituents
 1995 - Present**

ARCO Service Station 2185
 9800 East 14th Street, Oakland, California

Date: 12-30-97

Well Designation	Water Level Field Date	Top of Casing Elevation	Depth to Water	Groundwater Elevation	Floating Product Thickness	Groundwater Flow Direction	Hydraulic Gradient	Water Sample Field Date	TPHG LUFT Method	Benzene EPA 8020	Toluene EPA 8020	Ethylbenzene EPA 8020	Total Xylenes EPA 8020	MTBE EPA 8020	MTBE EPA 8240
		ft-MSL	feet	ft-MSL	feet	MWN	ft/ft		µg/L	µg/L	µg/L	µg/L	µg/L	µg/L	µg/L

ft-MSL: elevation in feet, relative to mean sea level

MWN: ground-water flow direction and gradient apply to the entire monitoring well network

ft/ft: foot per foot

TPHG: total petroleum hydrocarbons as gasoline, California DHS LUFT Method

µg/L: micrograms per liter

EPA: United States Environmental Protection Agency

MTBE: Methyl tert-butyl ether

ND: none detected

NR: not reported; data not available or not measurable

SW: southwest

NW: northwest

WSW: west-southwest

WNW: west-northwest

W: west

*: chromatogram does not match the typical gasoline fingerprint

^: method reporting limit was raised due to: (1) high analyte concentration requiring sample dilution, or (2) matrix interference

- -: not analyzed or not applicable

** : For previous historical groundwater elevation and analytical data please refer to *Fourth Quarter 1995 Groundwater Monitoring Program Results, ARCO Service Station 2185, Oakland, California*, (EMCON, February 27, 1996).

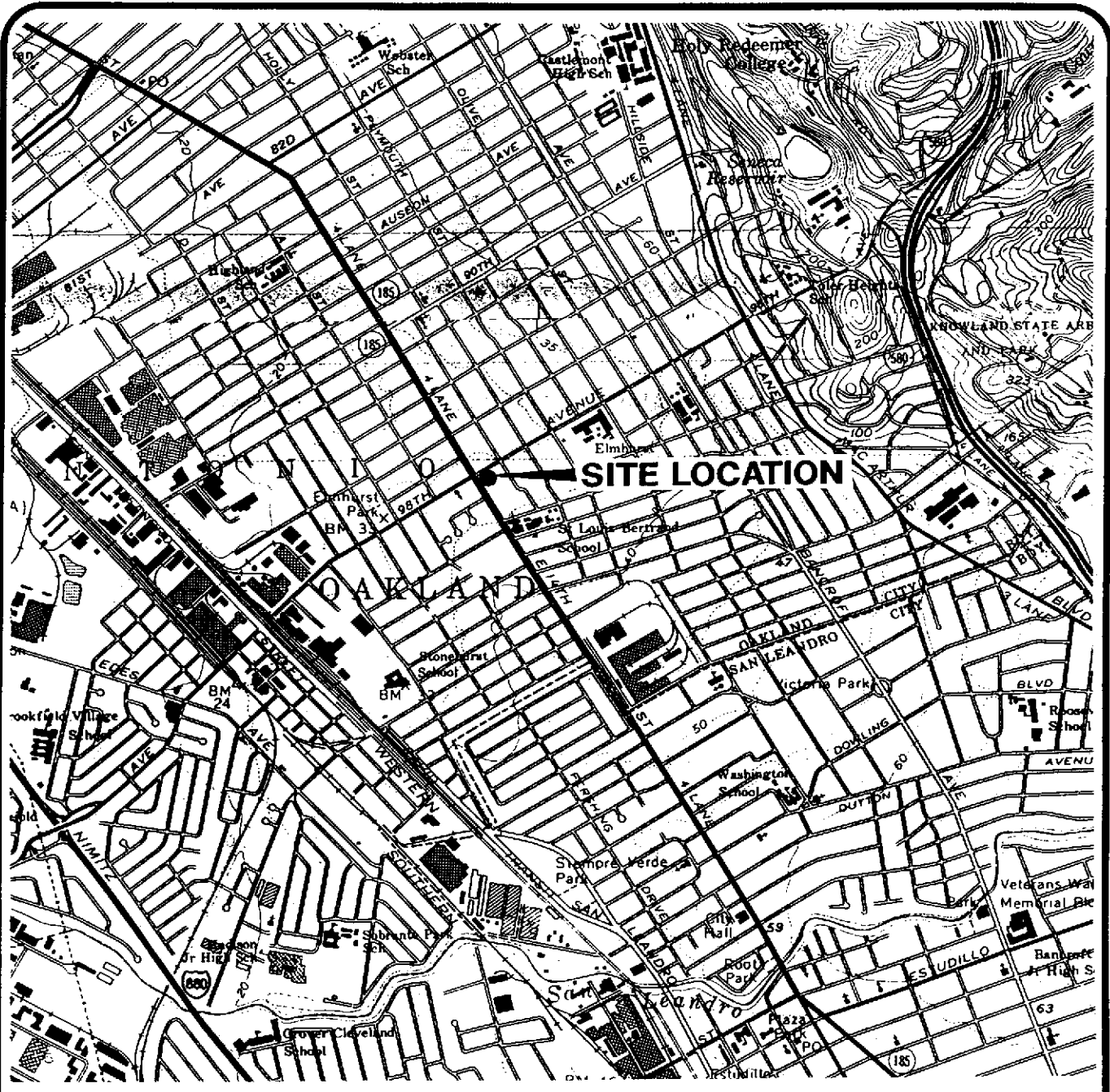
Table 3
Bioremediation Indicator Parameters
Third Quarter 1995

ARCO Service Station 2185
9800 East 14th Street, Oakland, California

Date: 11-11-97

Well Designation	Water Sample Field Date	Relative Distance from Well MW-3 feet	TPHG Concentration µg/L	Gasoline-Utilizing Bacteria CFUs/ml	Heterotrophic Organisms CFUs/ml	Dissolved Oxygen mg/L	Laboratory Redox Potential millivolts	Field Redox Potential millivolts	Ammonia as Nitrogen mg/L	Total Kjeldahl Nitrogen mg/L	pH std. units	Ortho-phosphate mg/L	Dissolved Potassium µg/L
MW-3	09-21-95	0	2,100	420	5,500	2.5	118	25	<0.1	<1	6.76	0.17	<2,000
MW-5	09-21-95	23	1,500	100	8,500	3.5	328	280	<0.1	<1	6.82	0.22	<2,000
MW-8	09-21-95	30	470	110	89,000	3.5	327	25	<0.1	<1	6.84	0.21	<2,000
MW-6	09-21-95	42	3,300	330	13,400	3.5	150	-35	<0.1	<1	6.72	0.34	<2,000
MW-2	09-21-95	62	1,200	200	9,400	1.5	138	-60	<0.1	<1	6.78	0.36	<2,000


µg/L: micrograms per liter
CFUs/ml: colony forming units per milliliter
mg/L: milligrams per liter
std. units: standard pH units



EA-SANJOSE-CAD/DRAWINGS: I:\DZ002\SITELOC.dwg Xrefs: <NONE>
 Scale: 1" = 1.00' DimScale: 1" = 1.00' Date: 3/12/97 Time: 5:19 PM Operator: KAJ

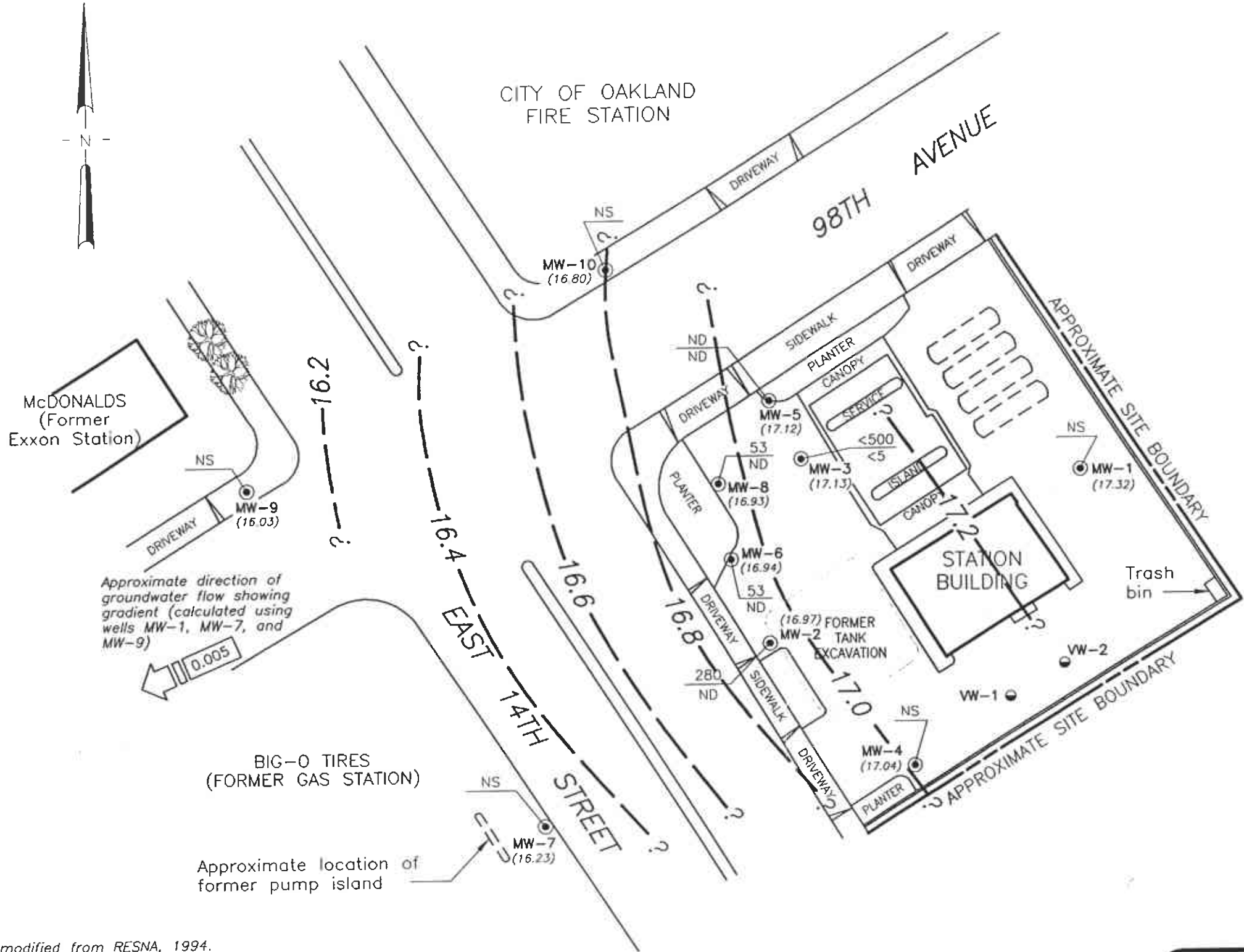


Base map from USGS 7.5' Quad. Maps:
 Oakland East and San Leandro, California.
 Photorevised 1980.



DATE NOV. 1997
 DWN KAJ
 APP _____
 REV _____
 PROJECT NO.
 805-130.005

FIGURE 1
ARCO PRODUCTS COMPANY
SERVICE STATION 2185, 9800 E. 14TH STREET
OAKLAND, CALIFORNIA
QUARTERLY GROUNDWATER MONITORING
SITE LOCATION



- EXPLANATION**
- Groundwater monitoring well
 - Vapor extraction well
 - Existing underground gasoline storage tank
 - (17.32) Groundwater elevation (Ft.-MSL) measured 8/7/97
 - ?- Groundwater elevation contour (Ft.-MSL)
 - 280 ND TPH, as gasoline concentration (ug/L); sampled 8/7/97
 - 280 ND Benzene concentration (ug/L); sampled 8/7/97
 - ND Not detected at or above the method reporting limit for TPHG (50 ug/L) or benzene (0.5 ug/L)
 - NS Not sampled; not scheduled for chemical analysis
 - < Method reporting limit raised due to high analyte concentration or matrix interference requiring sample dilution

EA-SANJOSE-CAD/DRAWINGS: G:\805-130\SIGWELEV.dwg Xrefs: <NONE>
 Date: 11/14/97 Time: 2:52 PM Operator: KLT
 Scale: 1 = 40.00 DimScale: 1 = 40.00

Base map modified from RESNA, 1994.



DATE	NOV. 1997
DWN	KLT
APP	
REV	
PROJECT NO.	805-130.005

FIGURE 2
 ARCO PRODUCTS COMPANY
 SERVICE STATION 2185, 9800 E. 14TH ST.
 OAKLAND, CALIFORNIA
 QUARTERLY GROUNDWATER MONITORING
 GROUNDWATER DATA - 3RD QUARTER 1997

APPENDIX A

**ANALYTICAL RESULTS AND CHAIN OF CUSTODY
DOCUMENTATION, THIRD QUARTER 1997
GROUNDWATER MONITORING EVENT**



August 20, 1997

Service Request No.: S9701513

Gary Messerotes
EMCON
1921 Ringwood Avenue
San Jose, CA 95131

RE: 20805-130.005/TO#21133.00/2185 OAKLAND

Dear Mr. Messerotes:

The following pages contain analytical results for sample(s) received by the laboratory on August 7, 1997. Results of sample analyses are followed by Appendix A which contains sample custody documentation and quality assurance deliverables requested for this project. The work requested has been assigned the Service Request No. listed above. To help expedite our service, please refer to this number when contacting the laboratory.

Analytical results were produced by procedures consistent with Columbia Analytical Services' (CAS) Quality Assurance Manual (with any deviations noted). Signature of this CAS Analytical Report below confirms that pages 2 through 13, following, have been thoroughly reviewed and approved for release in accord with CAS Standard Operating Procedure ADM-DatRev3.

Please feel welcome to contact me should you have questions or further needs.

Sincerely,

A handwritten signature in black ink, appearing to read "Steven L. Green". The signature is written in a cursive, flowing style with a large, sweeping initial "S".

Steven L. Green
Project Chemist

COLUMBIA ANALYTICAL SERVICES, Inc.

Acronyms

A2LA	American Association for Laboratory Accreditation
ASTM	American Society for Testing and Materials
BOD	Biochemical Oxygen Demand
BTEX	Benzene, Toluene, Ethylbenzene, Xylenes
CAM	California Assessment Metals
CARB	California Air Resources Board
CAS Number	Chemical Abstract Service registry Number
CFC	Chlorofluorocarbon
CFU	Colony-Forming Unit
COD	Chemical Oxygen Demand
DEC	Department of Environmental Conservation
DEQ	Department of Environmental Quality
DHS	Department of Health Services
DLCS	Duplicate Laboratory Control Sample
DMS	Duplicate Matrix Spike
DOE	Department of Ecology
DOH	Department of Health
EPA	U. S. Environmental Protection Agency
ELAP	Environmental Laboratory Accreditation Program
GC	Gas Chromatography
GC/MS	Gas Chromatography/Mass Spectrometry
IC	Ion Chromatography
ICB	Initial Calibration Blank sample
ICP	Inductively Coupled Plasma atomic emission spectrometry
ICV	Initial Calibration Verification sample
J	Estimated concentration. The value is less than the MRL, but greater than or equal to the MDL. If the value is equal to the MRL, the result is actually <MRL before rounding.
LCS	Laboratory Control Sample
LUFT	Leaking Underground Fuel Tank
M	Modified
MBAS	Methylene Blue Active Substances
MCL	Maximum Contaminant Level. The highest permissible concentration of a substance allowed in drinking water as established by the U. S. EPA.
MDL	Method Detection Limit
MPN	Most Probable Number
MRL	Method Reporting Limit
MS	Matrix Spike
MTBE	Methyl tert-Butyl Ether
NA	Not Applicable
NAN	Not Analyzed
NC	Not Calculated
NCASI	National Council of the paper industry for Air and Stream Improvement
ND	Not Detected at or above the method reporting/detection limit (MRL/MDL)
NIOSH	National Institute for Occupational Safety and Health
NTU	Nephelometric Turbidity Units
ppb	Parts Per Billion
ppm	Parts Per Million
PQL	Practical Quantitation Limit
QA/QC	Quality Assurance/Quality Control
RCRA	Resource Conservation and Recovery Act
RPD	Relative Percent Difference
SIM	Selected Ion Monitoring
SM	Standard Methods for the Examination of Water and Wastewater, 18th Ed., 1992
STLC	Solubility Threshold Limit Concentration
SW	Test Methods for Evaluating Solid Waste, Physical/Chemical Methods, SW-846, 3rd Ed., 1986 and as amended by Updates I, II, IIA, and IIB.
TCLP	Toxicity Characteristic Leaching Procedure
TDS	Total Dissolved Solids
TPH	Total Petroleum Hydrocarbons
tr	Trace level. The concentration of an analyte that is less than the PQL but greater than or equal to the MDL. If the value is equal to the PQL, the result is actually <PQL before rounding.
TRPH	Total Recoverable Petroleum Hydrocarbons
TSS	Total Suspended Solids
TTLC	Total Threshold Limit Concentration
VOA	Volatile Organic Analyte(s)

COLUMBIA ANALYTICAL SERVICES, INC.

Analytical Report

Client: ARCO Products Company
Project: 20805-130.005/TO#21133.00/2185 OAKLAND
Sample Matrix: Water

Service Request: S9701513
Date Collected: 8/7/97
Date Received: 8/7/97

BTEX, MTBE and TPH as Gasoline

Sample Name: MW-5 (12')
Lab Code: S9701513-001
Test Notes:

Units: ug/L (ppb)
Basis: NA

Analyte	Prep Method	Analysis Method	MRL	Dilution Factor	Date Extracted	Date Analyzed	Result	Result Notes
TPH as Gasoline	EPA 5030	CA/LUFT	50	1	NA	8/14/97	ND	
Benzene	EPA 5030	8020	0.5	1	NA	8/14/97	ND	
Toluene	EPA 5030	8020	0.5	1	NA	8/14/97	ND	
Ethylbenzene	EPA 5030	8020	0.5	1	NA	8/14/97	ND	
Xylenes, Total	EPA 5030	8020	0.5	1	NA	8/14/97	ND	
Methyl <i>tert</i> -Butyl Ether	EPA 5030	8020	3	1	NA	8/14/97	ND	

COLUMBIA ANALYTICAL SERVICES, INC.

Analytical Report

Client: ARCO Products Company
Project: 20805-130.005/TO#21133.00/2185 OAKLAND
Sample Matrix: Water

Service Request: S9701513
Date Collected: 8/7/97
Date Received: 8/7/97

BTEX, MTBE and TPH as Gasoline

Sample Name: MW-8 (14)
Lab Code: S9701513-002
Test Notes:

Units: ug/L (ppb)
Basis: NA

Analyte	Prep Method	Analysis Method	MRL	Dilution Factor	Date Extracted	Date Analyzed	Result	Result Notes
TPH as Gasoline	EPA 5030	CA/LUFT	50	1	NA	8/15/97	53	
Benzene	EPA 5030	8020	0.5	1	NA	8/15/97	ND	
Toluene	EPA 5030	8020	0.5	1	NA	8/15/97	ND	
Ethylbenzene	EPA 5030	8020	0.5	1	NA	8/15/97	ND	
Xylenes, Total	EPA 5030	8020	0.5	1	NA	8/15/97	ND	
Methyl <i>tert</i> -Butyl Ether	EPA 5030	8020	3	5	NA	8/15/97	390	

COLUMBIA ANALYTICAL SERVICES, INC.

Analytical Report

Client: ARCO Products Company
Project: 20805-130.005/TO#21133.00/2185 OAKLAND
Sample Matrix: Water

Service Request: S9701513
Date Collected: 8/7/97
Date Received: 8/7/97

BTEX, MTBE and TPH as Gasoline

Sample Name: MW-3 (13)
Lab Code: S9701513-003
Test Notes: C1

Units: ug/L (ppb)
Basis: NA

Analyte	Prep Method	Analysis Method	MRL	Dilution Factor	Date Extracted	Date Analyzed	Result	Result Notes
TPH as Gasoline	EPA 5030	CA/LUFT	50	10	NA	8/15/97	<500	
Benzene	EPA 5030	8020	0.5	10	NA	8/15/97	<5	
Toluene	EPA 5030	8020	0.5	10	NA	8/15/97	<5	
Ethylbenzene	EPA 5030	8020	0.5	10	NA	8/15/97	<5	
Xylenes, Total	EPA 5030	8020	0.5	10	NA	8/15/97	<5	
Methyl <i>tert</i> -Butyl Ether	EPA 5030	8020	3	10	NA	8/15/97	490	

C1 The MRL was elevated due to high analyte concentration requiring sample dilution.

COLUMBIA ANALYTICAL SERVICES, INC.

Analytical Report

Client: ARCO Products Company
Project: 20805-130.005/TO#21133.00/2185 OAKLAND
Sample Matrix: Water

Service Request: S9701513
Date Collected: 8/7/97
Date Received: 8/7/97

BTEX, MTBE and TPH as Gasoline

Sample Name: MW-2 (13')
Lab Code: S9701513-004
Test Notes:

Units: ug/L (ppb)
Basis: NA

Analyte	Prep Method	Analysis Method	MRL	Dilution Factor	Date Extracted	Date Analyzed	Result	Result Notes
TPH as Gasoline	EPA 5030	CA/LUFT	50	1	NA	8/15/97	280	
Benzene	EPA 5030	8020	0.5	1	NA	8/15/97	ND	
Toluene	EPA 5030	8020	0.5	1	NA	8/15/97	ND	
Ethylbenzene	EPA 5030	8020	0.5	1	NA	8/15/97	ND	
Xylenes, Total	EPA 5030	8020	0.5	1	NA	8/15/97	ND	
Methyl <i>tert</i> -Butyl Ether	EPA 5030	8020	3	1	NA	8/15/97	ND	

COLUMBIA ANALYTICAL SERVICES, INC.

Analytical Report

Client: ARCO Products Company
Project: 20805-130.005/TO#21133.00/2185 OAKLAND
Sample Matrix: Water

Service Request: S9701513
Date Collected: 8/7/97
Date Received: 8/7/97

BTEX, MTBE and TPH as Gasoline

Sample Name: MW-6 (12')
Lab Code: S9701513-005
Test Notes:

Units: ug/L (ppb)
Basis: NA

Analyte	Prep Method	Analysis Method	MRL	Dilution Factor	Date Extracted	Date Analyzed	Result	Result Notes
TPH as Gasoline	EPA 5030	CA/LUFT	50	1	NA	8/15/97	53	
Benzene	EPA 5030	8020	0.5	1	NA	8/15/97	ND	
Toluene	EPA 5030	8020	0.5	1	NA	8/15/97	ND	
Ethylbenzene	EPA 5030	8020	0.5	1	NA	8/15/97	ND	
Xylenes, Total	EPA 5030	8020	0.5	1	NA	8/15/97	ND	
Methyl <i>tert</i> -Butyl Ether	EPA 5030	8020	3	1	NA	8/15/97	ND	

COLUMBIA ANALYTICAL SERVICES, INC.

Analytical Report

Client: ARCO Products Company
Project: 20805-130.005/TO#21133.00/2185 OAKLAND
Sample Matrix: Water

Service Request: S9701513
Date Collected: NA
Date Received: NA

BTEX, MTBE and TPH as Gasoline

Sample Name: Method Blank
Lab Code: S970814-WB1
Test Notes:

Units: ug/L (ppb)
Basis: NA

Analyte	Prep Method	Analysis Method	MRL	Dilution Factor	Date Extracted	Date Analyzed	Result	Result Notes
TPH as Gasoline	EPA 5030	CA/LUFT	50	1	NA	8/14/97	ND	
Benzene	EPA 5030	8020	0.5	1	NA	8/14/97	ND	
Toluene	EPA 5030	8020	0.5	1	NA	8/14/97	ND	
Ethylbenzene	EPA 5030	8020	0.5	1	NA	8/14/97	ND	
Xylenes, Total	EPA 5030	8020	0.5	1	NA	8/14/97	ND	
Methyl <i>tert</i> -Butyl Ether	EPA 5030	8020	3	1	NA	8/14/97	ND	

COLUMBIA ANALYTICAL SERVICES, INC.

Analytical Report

Client: ARCO Products Company
Project: 20805-130.005/TO#21133.00/2185 OAKLAND
Sample Matrix: Water

Service Request: S9701513
Date Collected: NA
Date Received: NA

BTEX, MTBE and TPH as Gasoline

Sample Name: Method Blank
Lab Code: S970815-WB1
Test Notes:

Units: ug/L (ppb)
Basis: NA

Analyte	Prep Method	Analysis Method	MRL	Dilution Factor	Date Extracted	Date Analyzed	Result	Result Notes
TPH as Gasoline	EPA 5030	CA/LUFT	50	1	NA	8/15/97	ND	
Benzene	EPA 5030	8020	0.5	1	NA	8/15/97	ND	
Toluene	EPA 5030	8020	0.5	1	NA	8/15/97	ND	
Ethylbenzene	EPA 5030	8020	0.5	1	NA	8/15/97	ND	
Xylenes, Total	EPA 5030	8020	0.5	1	NA	8/15/97	ND	
Methyl <i>tert</i> -Butyl Ether	EPA 5030	8020	3	1	NA	8/15/97	ND	

COLUMBIA ANALYTICAL SERVICES, INC.

QA/QC Report

Client: ARCO Products Company
Project: 20805-130.005/TO#21133.00/2185 OAKLAND
Sample Matrix: Water

Service Request: S9701513
Date Collected: NA
Date Received: NA
Date Extracted: NA
Date Analyzed: NA

Surrogate Recovery Summary
 BTEX, MTBE and TPH as Gasoline

Prep Method: EPA 5030
Analysis Method: 8020 CALUFT

Units: PERCENT
Basis: NA

Sample Name	Lab Code	Test Notes	Percent Recovery	
			4-Bromofluorobenzene	a,a,a-Trifluorotoluene
MW-5 (12')	S9701513-001		99	86
MW-8 (14')	S9701513-002		97	88
MW-3 (13')	S9701513-003		93	92
MW-2 (13')	S9701513-004		82	100
MW-6 (12')	S9701513-005		94	96
MW-8 (14')	S9701513-002MS		93	95
MW-8 (14')	S9701513-002DMS		92	104
Method Blank	S970814-WB1		100	85
Method Blank	S970815-WB1		92	83

CAS Acceptance Limits: 69-116 69-116

COLUMBIA ANALYTICAL SERVICES, INC.

QA/QC Report

Client: ARCO Products Company
Project: 20805-130.005/TO#21133.00/2185 OAKLAND
Sample Matrix: Water

Service Request: S9701513
Date Collected: NA
Date Received: NA
Date Extracted: NA
Date Analyzed: 8/14/97

Matrix Spike/Duplicate Matrix Spike Summary
 TPH as Gasoline

Sample Name: MW-8 (14') Units: ug/L (ppb)
Lab Code: S9701513-002MS, S9701513-002DMS Basis: NA
Test Notes:

Analyte	Prep Method	Analysis Method	Percent Recovery										Result Notes
			Spike Level		Sample Result	Spike Result				CAS Acceptance Limits	Relative Percent Difference		
			MRL	MS		DMS	MS	DMS	MS			DMS	
Gasoline	EPA 5030	CA/LUFT	50	250	250	53	290	300	95	99	75-135	3	

COLUMBIA ANALYTICAL SERVICES, INC.

QA/QC Report

Client: ARCO Products Company
Project: 20805-130.005/TO#21133.00/2185 OAKLAND

Service Request: S9701513
Date Analyzed: 8/14/97

Initial Calibration Verification (ICV) Summary
 BTEX, MTBE and TPH as Gasoline

Sample Name: ICV
Lab Code: ICV1
Test Notes:

Units: ug/L (ppb)
Basis: NA

ICV Source:

Analyte	Prep Method	Analysis Method	True Value	Result	CAS		Result Notes
					Acceptance Limits	Percent Recovery	
TPH as Gasoline	EPA 5030	CA/LUFT	250	250	90-110	100	
Benzene	EPA 5030	8020	25	25	85-115	100	
Toluene	EPA 5030	8020	25	27	85-115	108	
Ethylbenzene	EPA 5030	8020	25	27	85-115	108	
Xylenes, Total	EPA 5030	8020	75	81	85-115	108	
Methyl <i>tert</i> -Butyl Ether	EPA 5030	8020	25	28	85-115	112	

VOA F

ARCO Products Company
Division of AtlanticRichfieldCompany

Task Order No. **21133.00**

Chain of Custody

ARCO Facility no. **2185** City (Facility) **Oakland** Project manager (Consultant) **Gary Messerotes**
 ARCO engineer **Paul Supple** Telephone no. (ARCO) _____ Telephone no. (Consultant) **(408) 453-7300** Fax no. (Consultant) **(408) 453-0452**
 Consultant name **EMCON** Address (Consultant) **1971 Ringwood Ave. San Jose, CA 95131**

Laboratory name **CAS**
Contract number _____

Sample I.D.	Lab no.	Container no.	Matrix			Preservation		Sampling date	Sampling time	BTEX 602/EPA 8020	BTEX/TPH in EPA 8020/8015	TPH Modified 8015 Gas <input type="checkbox"/> Diesel <input type="checkbox"/>	Oil and Grease 413.1 <input type="checkbox"/> 413.2 <input type="checkbox"/>	TPH EPA 418.1/SM503E	EPA 801/8010	EPA 824/8240	EPA 825/8270	TCMP Metals <input type="checkbox"/> VOA <input type="checkbox"/> VOA <input type="checkbox"/>	Semi Metals <input type="checkbox"/> VOA <input type="checkbox"/> VOA <input type="checkbox"/>	CAM Metals EPA 801/7000 TLC <input type="checkbox"/> STLC <input type="checkbox"/>	Lead Org./OHS <input type="checkbox"/> Lead EPA 7420/7421 <input type="checkbox"/>		
			Soil	Water	Other	Ice	Acid																
1 MW-5 (12')	2			X		X	HCL	9/7/97	1100		X												
2 MW-8 (14')	2			↓		↓			1150		X												
3 MW-3 (13')	2			↓		↓			1115		X												
4 MW-2 (13')	2			↓		↓			1050		X												
5 MW-6 (12')	2			↓		↓			1125		X												

Method of shipment
Sampler will deliver

Special detection Limit/reporting
Lowest Possible

Special QA/QC
As Normal

Remarks
**2-40ml HCL
VOAS**

Lab number
59701513

Turnaround time
 Priority Rush 1 Business Day
 Rush 2 Business Days
 Expedited 5 Business Days
 Standard 10 Business Days

Condition of sample: **3 Methyls** Temperature received: _____
 Relinquished by sampler **Paul Supple** Date **9/7/97** Time **1430** Received by **Russell Platt CAS-SJ**
 Relinquished by _____ Date _____ Time _____ Received by _____
 Relinquished by _____ Date _____ Time _____ Received by laboratory _____ Date _____ Time _____

18

ARCO Facility ID: 2135 City (Facility): Oakland Project manager (Consultant): IVY INOUE
 ARCO engineer: PAUL SUPPLE Telephone no. (ARCO): — Telephone no. (Consultant): (408) 453-7300 Fax no. (Consultant): (408) 453-0452
 Consultant name: EMCON LOWT Address (Consultant): 1921 KINGWOOD AVE.

Laboratory name: CAS
 Contract number: —

Sample I.D.	Lab no.	Container no.	Matrix			Preservation		Sampling date	Sampling time	BTEX 02/EPA 0020	TPH EPA 8160/010	Oil and Grease 419.1	TPH EPA 418.1/MS603E	EPA 601/610	EPA 624/6240	EPA 625/6270	TCLP Metals VOA	Semi Metals VOA	Cadmium EPA 601/7000	Lead EPA 7230/7421	Other STLC	
			Soil	Water	Other	Ice	Acid															
MW-2(8)		2	X			X	X	6/17/97	1130	X												
MW-3(12)		2	X			X	X	6/17/97	1145	X												

Method of shipment: Sampler will deliver

Special detection Limit/reporting: Lowest possible

Special QA/QC: AS Normal

Remarks: 2 - 40 ml vials (116)

2085-130.005

Condition of sample:			Temperature received:		
Refrinquished by sampler:	Date:	Time:	Received by:	Date:	Time:
<u>[Signature]</u>	<u>6/17/97</u>	<u>1300</u>	<u>Russell Platt</u>		
Refrinquished by:	Date:	Time:	Received by:	Date:	Time:
Refrinquished by:	Date:	Time:	Received by laboratory:	Date:	Time:
			<u>CAS</u>	<u>6/17/97</u>	<u>1300</u>

Lab number: —

Turnaround time:

Priority Rush 1 Business Day

Rush 2 Business Days

Expedited 5 Business Days

Standard 10 Business Days