

**ExxonMobil
Refining & Supply Company**

2300 Clayton Road, Suite 1250
P.O. Box 4032
Concord, CA 94524-4032
(925) 246-8747 Telephone
(925) 246-8798 Facsimile
gene.n.ortega@exxon.com

Gene N. Ortega
Territory Manager
Global Remediation – US Retail

245 / R0390

ExxonMobil
Refining & Supply

OCT 01 2001

September 19, 2001

Mr. Barney Chan
Alameda County Health Care Services Agency
Department of Environmental Health
1131 Harbor Bay Parkway, Room 250
Alameda, California 94502-6577

RE: Former Exxon RAS #7-0238/2200 East 12th Street, Oakland, California.

Dear Mr. Chan:

Attached for your review and comment is a letter report entitled *Dual-Phase Extraction Feasibility Test Report and Conceptual Corrective Action Plan*, dated September 19, 2001, for the above referenced site. The report was prepared by Environmental Resolutions, Inc. (ERI) of Novato, California, and details the results of the dual-phase extraction test procedures performed at the subject site.

If you have any questions or comments, please contact me at (925) 246-8747.

Sincerely,



Gene N. Ortega
Territory Manager

Attachment: ERI's Dual-Phase Extraction Feasibility Test Report and Conceptual Corrective Action Plan, dated September 19, 2001.

cc: w/ attachment
Mr. Stephen Hill, California Regional Water Quality Control Board, San Francisco Bay Region
Mr. Winson B. Low, Environmental and Safety Affairs Department

w/o attachment
Mr. Scott D. Thompson, Environmental Resolutions, Inc.

RO 390

OCT 01 2001

**DUAL-PHASE EXTRACTION FEASIBILITY TEST REPORT
AND
CONCEPTUAL CORRECTIVE ACTION PLAN**


For

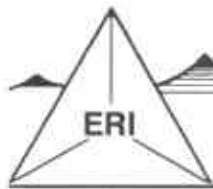
**Former Exxon Service Station 7-0238
2200 E. 12th Street
Oakland, California**

ERI Job 229305.R01

September 19, 2001

**Prepared for
ExxonMobil Refining and Supply
P.O. Box 4032
Concord, California 94524-4032**





ENVIRONMENTAL RESOLUTIONS, INC.

**DUAL-PHASE EXTRACTION FEASIBILITY TEST REPORT AND CONCEPTUAL CORRECTIVE
ACTION PLAN AND CONCEPTUAL CORRECTIVE ACTION PLAN**

for

Former Exxon Service Station 7-0238
2200 East 12th Street
Oakland, California

ERI Job No. 229305.R01

Prepared for

ExxonMobil Refining and Supply
P.O. Box 4032
Concord, California 94524-4032

by

Environmental Resolutions, Inc.

Casey P. Sanders
Senior Staff Scientist

John B. Bobbitt
R.G. 4313

September 19, 2001



TABLE OF CONTENTS

1.0 INTRODUCTION1
 1.1 Setting1

2.0 ENVIRONMENTAL CHRONOLOGY2
 2.1 Background.....3
 2.2 Site Geology and Hydrogeology.....3

3.0 DUAL-PHASE EXTRACTION TEST4
 3.1 Purpose and Scope of Work.....4
 3.2 Well Installation4
 3.3 Equipment5
 3.4 Dual-Phase Extraction Test Format5
 3.5 Dual-Phase Extraction Test Interpretation6
 3.6 Projected Dual-Phase Extraction Removal Rates7

4.0 REMEDIAL ALTERNATIVES.....8
 4.1 Natural Attenuation.....8
 4.2 Groundwater Extraction and Treatment.....8
 4.3 Dual-Phase Extraction8

5.0 PROPOSED CORECTIVE ACTION9
 5.1 Conceptual Remediation System Design9
 5.1-A Dual-Phase Extraction Well Design9

6.0 SUMMARY.....11

7.0 LIMITATIONS11

8.0 REFERENCES12

TABLES

TABLE 1: CUMULATIVE GROUNDWATER MONITORING AND SAMPLING DATA
 TABLE 2: ANALYTICAL LABORATORY RESULTS OF SOIL SAMPLES
 TABLE 3: ANALYTICAL LABORATORY RESULTS OF GROUNDWATER SAMPLES
 TABLE 4: ANALYTICAL LABORATORY RESULTS OF METALS IN GROUNDWATER SAMPLES
 TABLE 5: ANALYTICAL LABORATORY RESULTS OF FISH TOXICITY/ACID/BASE/NEUTRAL EXTRACTABLES IN GROUNDWATER SAMPLES
 TABLE 6: ANALYTICAL LABORATORY RESULTS OF SOIL VAPOR SAMPLES
 TABLE 7: DPE TEST - OBSERVATION WELL DATA
 TABLE 8: DPE TEST - OPERATIONAL DATA
 TABLE 9: DPE TEST - HYDROCARBON REMOVAL

PLATES

- PLATE 1: SITE VICINITY MAP
- PLATE 2: GENERALIZED SITE PLAN
- PLATE 3: GROUNDWATER FLOW DIRECTION ROSE DIAGRAM
- PLATE 4: RADIUS OF INFLUENCE
- PLATE 5: GROUNDWATER CAPTURE ZONE
- PLATE 6: PROPOSED WELL LOCATIONS
- PLATE 7: DUAL-PHASE EXTRACTION WELL DIAGRAM

GRAPHS

- GRAPH 1: DPE RADIUS OF INFLUENCE
- GRAPH 2: GROUNDWATER DRAWDOWN VERSUS TIME - WELL MW91
- GRAPH 3: GROUNDWATER DRAWDOWN VERSUS TIME - WELL VP1
- GRAPH 4: GROUNDWATER DRAWDOWN VERSUS TIME - WELL VP2

APPENDICES

- APPENDIX A: WELL CONSTRUCTION LOGS
- APPENDIX B: ERI'S STANDARD FIELD PROTOCOL
- APPENDIX C: WELL INSTALLATION PERMITS
- APPENDIX D: LABORATORY ANALYSIS REPORTS AND CHAIN-OF-CUSTODY RECORDS
- APPENDIX E: SOIL DISPOSAL DOCUMENTATION
- APPENDIX F: PRESSURE TRANSDUCER/DATA LOGGER DATA
- APPENDIX G: ERI's STANDARD OPERATING PROCEDURE 25
"Hydrocarbon Removal from a Vadose Well"
- APPENDIX H: AQTESOLV™ OUTPUT FILES



ENVIRONMENTAL RESOLUTIONS, INC.

**DUAL-PHASE EXTRACTION
FEASIBILITY TEST REPORT AND
CONCEPTUAL CORRECTIVE ACTION PLAN**

for

Former Exxon Service Station 7-0238
2200 East 12th Street
Oakland, California

For ExxonMobil Refining and Supply

1.0 INTRODUCTION

At the request of ExxonMobil Refining and Supply (formerly Exxon Company, U.S.A.) (ExxonMobil), Environmental Resolutions, Inc. (ERI) conducted a dual-phase extraction (DPE) feasibility test at former Exxon Service Station 7-0238, in Oakland, California. The purpose of the test was to evaluate the effectiveness of DPE as a remedial alternative for this site. To facilitate the test, ERI installed two vapor points, VP1 and VP2. This report documents the methods and results of the investigation. Also included is ERI's Conceptual Corrective Action Plan describing planned groundwater and soil vapor extraction and treatment at the site.

1.1 Setting

The site is located on the southwestern corner of East 12th Street and 22nd Avenue in Oakland, California, as shown on the Site Vicinity Map (Plate 1). The locations of the underground storage tanks (USTs), dispenser islands, groundwater monitoring wells, and other select site features are shown on the Generalized Site Plan (Plate 2).

According to information provided by ExxonMobil, Texaco operated a service station at this site until 1988. In October 1988, ownership of the station transferred from Texaco to ExxonMobil.

ExxonMobil operated a service station at the site from 1988 to 2000. In June 2000, ExxonMobil transferred the ownership of the station to Valero Refining Company, which continues ownership and operation.

2.0 CHRONOLOGY OF ENVIRONMENTAL INVESTIGATION

The following summarizes specific site assessment events and remedial efforts at the site.

- May 1988 – Texaco began environmental activities at the site, including a sensitive receptor survey (SRS), and a preliminary subsurface investigation.
- June 1988 – Texaco installed three groundwater monitoring wells, MWA through MW9C, and began quarterly monitoring and sampling of the wells.
- September 1988 – Texaco conducted a soil gas survey.
- October 1988 – Texaco installed two groundwater monitoring wells, MW9D and MW9E.
- November 1988 – Texaco installed three groundwater monitoring wells, MW9F through MW9H.
- February 1989 – Texaco performed a slug tests on two on-site wells. The hydraulic conductivity was reported to be 0.4 to 0.5 ft/day.
- Third quarter 1989– Texaco submitted a *Site Assessment Report*.
- Fourth quarter 1990 – Texaco excavated hydrocarbon-impacted soil from between the product dispensers and the sidewalk. Groundwater monitoring well MW9E was destroyed during the excavation. Groundwater monitoring well MW9I was installed to replace well MW9E.
- 1991 – ExxonMobil removed two 10,000-gallon USTs and one 7,500-gallon UST, and the product piping. The USTs were constructed of single-wall steel; no holes or breaches were reported in the USTs during removal. The USTs were replaced with three 12,000-gallon double-wall fiberglass USTs. The product lines were replaced with double-wall fiberglass lines.
- August 1995 – Texaco submitted a *Management Plan and Work Plan for Non-Attainment Area Closure*.
- April 1996 – Texaco submitted a *Utility Trench Investigation Report*. The report concluded that the utility trenches in the vicinity of the site are not acting as preferential pathways for plume migration.
- June 1996 – Texaco recommended that the site be closed as a Low Risk Groundwater Case.
- July 1996 – Texaco submitted an *Offsite Source Report*.
- September 1996 – Texaco began annual sampling of groundwater monitoring wells and pursued case closure based on decrease in benzene concentrations detected in groundwater samples.

- September 1997 – ExxonMobil removed one 550-gallon used-oil UST.
- June 1999 – ExxonMobil submitted a *Report of Findings*, detailing hydraulic gradient and groundwater flow direction at the site and utility line depths. Based on the depth of the utilities it does not appear that they are acting as preferential pathways for plume migration.
- September 1999 – ExxonMobil submitted a *Report of Tank and Line Testing*. The report stated that the UST system is monitored by a leak detection system, and that the USTs had not failed any tests since the leak detection system had been installed.
- February 2000 – ExxonMobil performed an SRS.
- April 2000 – ExxonMobil sold the property including the UST system to Valero Refining Company.
- January 2001 - ExxonMobil installed two vapor point wells (VP1 and VP2).
- March 2001 – ExxonMobil performed a DPE feasibility test.

2.1 Background

There are eight groundwater monitoring wells (MW9A through MW9D, and MW9F through MW9I), and two vapor points (VP1 and VP2) on and in the vicinity of the site as shown on Plate 2. Well construction logs are included in Appendix A.

Analyses of groundwater samples collected from the monitoring wells have detected total petroleum hydrocarbons as gasoline (TPHg), total petroleum hydrocarbons as diesel (TPHd), benzene, toluene, ethylbenzene, and total xylenes (BTEX), and methyl tertiary butyl ether (MTBE). Cumulative groundwater monitoring and sampling data are summarized in Table 1.

2.2 Site Geology and Hydrogeology

Based on boring log data, the west side of the site is underlain by up to 16 feet of clay, as shown in boring logs for wells MW9H and MW9F. From the center of the site near well MW9C eastward, is approximately 7 feet of clay overlying up to 10 feet of sand.

Based on quarterly groundwater monitoring data collected since 1995, the depth to groundwater (DTW) across the site has fluctuated from approximately 4 to 9 feet below ground surface (bgs). Groundwater flows persistently towards the west with a hydraulic gradient ranging from 0.010 to 0.028. A Groundwater Rose Diagram depicting groundwater flow directions is shown on Plate 3.

3.0 DUAL-PHASE EXTRACTION FEASIBILITY TEST

3.1 Purpose and Scope of Work

ERI performed the DPE feasibility test in accordance with ERI's *Work Plan for Dual-Phase Extraction Pilot Test* (ERI, October 2, 2000). The test was performed to evaluate the effectiveness of DPE as a remedial alternative for petroleum hydrocarbon-impacted soil, and dissolved petroleum hydrocarbons, and migration control of the dissolved petroleum hydrocarbon plume. As part of the test, two vapor points (VP1 and VP2) were installed at distances of 10 and 20 feet from the proposed DPE extraction well (MW9B). The focus of the DPE test was to evaluate subsurface characteristics with respect to groundwater drawdown, soil vapor movement, groundwater capture zone, radius of influence (ROI), and petroleum hydrocarbon removal rates.

3.2 Vapor Point Installation

ERI performed the vapor point installations in accordance with ERI's standard field protocol (Appendix B), a site-specific Health and Safety Plan, and the Work Plan. Prior to drilling, ERI obtained well installation permits from the County of Alameda Public Works Agency (the County). Copies of the permits are provided in Appendix C.

On January 11, 2001, an ERI geologist observed Gregg Drilling and Testing, Inc. (Gregg) of Martinez, California, install two on-site vapor points (VP1 and VP2) using a hollow-stem auger drilling rig. The borings for VP1 and VP2 were each advanced to approximately 20 feet bgs. Groundwater was not encountered in the two borings. Boring logs are provided in Appendix A. Soil generated during drilling was contained on site in 55-gallon steel drums.

Select soil samples collected from borings VP1 and VP2 were submitted to Southern Petroleum Laboratories, Inc. (SPL), a California state-certified laboratory, under Chain-of-Custody protocol. The samples were analyzed for TPHg, BTEX, and MTBE using the methods listed in Table 2. The results of laboratory analyses of soil samples are presented in Table 2. The laboratory analysis report and Chain-of-Custody record are attached (Appendix D).

On March 13, 2001, Dillard Environmental Services (Dillard) of Byron, California, under direct contract to ExxonMobil, transported three 55-gallon drums of soil generated during the well installation

to the Republic-Vasco landfill in Livermore, California. Soil disposal documentation is included as Appendix E.

3.3 Equipment

ERI performed the DPE test using a trailer-mounted DPE unit equipped with two 5-horsepower liquid-ring pumps (LRPs). Two 500-pound vapor-phase carbon adsorbers connected in series provided vapor abatement. Groundwater was removed from the vapor stream by a moisture separator, treated with two 1000-pound liquid-phase carbon vessels and discharged into the storm sewer in accordance with National Pollutant Discharge Elimination System (NPDES) Permit No. CAG912002. Dwyer® magnehelic gauges were used to measure vacuum in the observation wells in inches of water column. A Thermo Environmental Instruments model 580B photoionization detector (PID) measured hydrocarbon concentrations in the field. Tedlar® sample bags were used to collect air samples for laboratory analysis. A Solinst® electronic sounder was used to measure water levels. InSitu, Inc. MiniTroll Pro® pressure transducer/data loggers were used to record water levels.

3.4 Dual-Phase Extraction Test Format

ERI performed the DPE feasibility test on March 12 through 16, 2001. Well MW9B was used as the extraction well, and vacuum was applied using the LRPs. Observation wells included VP1, VP2, and MW9I. The initial test, performed using well MW9B, lasted 42.5 hours. ERI then performed extraction from VP1 for 3 hours to further investigate the radius of influence (ROI). Finally, ERI performed source removal from well MW9I for a period of 45 hours, the last 22 hours of which included well MW9B.

While applying vacuum to well MW9B, ERI monitored induced vacuum and groundwater drawdown in wells VP1, VP2, and MW9I. Pressure transducer/data logger data are provided in Appendix F. While extracting from VP1, ERI monitored induced vacuum in wells VP2, MW9B, and MW9I. While extracting from both MW9B and MW9I, no observation wells were used. Applied vacuum, vapor flow rate, temperature, pressure, groundwater extraction rate, and influent concentrations were monitored at the extraction unit. PID readings were recorded at the influent sample port periodically throughout the test. Influent and effluent groundwater samples were collected for laboratory analysis at the beginning and ending of the test.

Based on effluent groundwater analytical laboratory results, ERI subsequently scheduled an additional treatment and sampling event. On March 23, 2001, ERI personnel purged and treated approximately 60 gallons of groundwater prior to collecting effluent samples for laboratory testing. Analytical laboratory results of water samples are presented in Tables 3, 4, and 5, respectively. Influent soil vapor samples were periodically collected during the test for laboratory analysis. Soil vapor sample results are presented in Table 6. Laboratory analysis reports and Chain-of-Custody records for soil vapor and water samples collected during the DPE test are provided in Appendix D. Field data recorded during the DPE test are summarized in Tables 7 and 8.

3.5 Dual-Phase Extraction Test Interpretation

ERI applied a "best-fit" line to plots of maximum induced vacuum versus distance from the extraction well to evaluate the effective ROI. Using 0.5 inch of water (vacuum) as the basis for an effective ROI, the estimated effective vacuum ROI for DPE is approximately 30 feet, as shown on Graph 1 and Plate 4.

Using ERI's standard of operating procedure (SOP) 25 "Hydrocarbon Removal From a Vadose Well" (Appendix G), it is estimated that approximately 55.70 pounds of TPHg and 1.89 pounds of MTBE were removed by DPE during the feasibility test. Hydrocarbon removal data are presented in Table 9.

During the DPE test, groundwater drawdown was observed in VP1 at 2.103 feet, VP2 at 1.75 feet, and MW9I at 0.451 feet. Plots of groundwater drawdown on a linear scale versus time for wells MW9I, VP1, and VP2 are shown on Graphs 2 through 4. ERI analyzed the groundwater drawdown data collected from these observation wells using the computer program Aqtesolv™ (Hydro Solve, Inc., 1999). Aqtesolv™ combines statistical parameter estimation methods with graphical curve-matching techniques to analyze the aquifer test data. Transmissivity and storativity estimates were calculated within Aqtesolv™ using the Neuman equation for an unconfined aquifer. The results from the test yielded a transmissivity of 157.7 gallons per foot per day (g/d/ft), a hydraulic conductivity of 15.28 gallons per day per square foot, a specific yield of 0.006293, and a storativity of 0.0002667. The Aqtesolv™ output files are included as Appendix H.

The hydraulic conductivity value falls within the range of values representative of clayey sands, till, silty sands, and is consistent with the interpreted stratigraphy of this aquifer (Fetter, 1994).

Assuming a sustainable pumping rate of 0.55 gallons per minute (gpm), a formation transmissivity of 157.7 gallons per day per foot, and an average hydraulic gradient of 0.018, ERI estimates the downgradient (minimum) steady-state extent of the capture zone (r) using the following equation:

$$r = Q / 2 \pi T i, \text{ where}$$

- r = Capture zone extent (downgradient direction)
- Q = Sustainable pumping rate
- T = Transmissivity
- i = Interpreted hydraulic gradient

The calculation yields a downgradient groundwater capture zone of approximately 44 feet. The lateral limit of the capture zone, normal to the direction of groundwater flow, is approximately 139 feet. The DPE groundwater capture zone is shown on Plate 5.

3.6 Projected Dual-Phase Extraction Removal Rates

Projected removal rates are based on readings collected at the completion of testing on MW9B. Based on an ending flow rate of 17 standard cubic feet per minute (scfm), an induced vacuum of 279 inches of water column, and an ending TPHg concentration of 3,640 mg/m³ in the extracted soil vapor, the daily removal of TPHg by vapor extraction is estimated to be:

$$\frac{24 \text{ hr}}{\text{day}} \times \frac{60 \text{ min}}{\text{hr}} \times \frac{17 \text{ ft}^3}{\text{min}} \times \frac{28.3 \text{ m}^3}{1,000 \text{ ft}^3} \times \frac{3,640 \text{ g}}{1,000 \text{ m}^3} \times \frac{1 \text{ lb}}{454 \text{ g}} = \frac{5.6 \text{ lbs TPH}}{\text{day}}$$

Based on the ending influent MTBE concentration of 50 mg/m³ (the laboratory detection limit for the method used), the amount of MTBE initially removed per day by vapor-phase extraction, using ERI's SOP 25, is estimated to be:

$$\frac{24 \text{ hr}}{\text{day}} \times \frac{60 \text{ min}}{\text{hr}} \times \frac{17 \text{ ft}^3}{\text{min}} \times \frac{28.3 \text{ m}^3}{1,000 \text{ ft}^3} \times \frac{50 \text{ g}}{1,000 \text{ m}^3} \times \frac{1 \text{ lb}}{454 \text{ g}} = \frac{0.08 \text{ lbs MTBE}}{\text{day}}$$

4.0 REMEDIAL ALTERNATIVES

ERI evaluated three remedial alternatives for this CAP: 1) natural attenuation, 2) remediation using groundwater extraction and treatment, 3) remediation using DPE. ERI did not consider remediation by excavation and removal of soil because it fails to address the hydrocarbon and MTBE impact to groundwater. For the purpose of system implementation, ERI has selected the cleanup goals equivalent to asymptotic concentrations measured in groundwater samples and soil vapor samples, at which time ERI recommends performing a risk based corrective action (RBCA) in accordance with methods outlined in American Society of Testing Materials (ASTM) E 1739-95. OK

4.1 Natural Attenuation

Natural attenuation is the degradation of petroleum hydrocarbons by naturally occurring biological processes. ERI does not consider natural attenuation an effective remedial alternative at this site because concentrations of petroleum hydrocarbons and MTBE in groundwater are increasing. Natural attenuation was not selected since it appears that remediation goals could be reached in a more timely manner using active remediation.

4.2 Groundwater Extraction and Treatment

The groundwater extraction and treatment system evaluated by ERI involves discharge impacted groundwater, treatment with liquid-phase carbon adsorbers, and extraction of it into the storm sewer under a National Pollutant Discharge Elimination System (NPDES) permit. It is a proven method to remediate groundwater and to control plume migration. The groundwater capture zone and extraction rates produced by DPE included in this CAP indicate that groundwater extraction via pumping alone is not an effective technology for groundwater remediation at this site.

4.3 Dual-Phase Extraction

DPE uses a LRP to provide vacuum up to 394 inches of water, vapor flow-rates up to 250 cfm, and water flow-rates up to 50 gallons per minute (gpm). DPE has an advantage over vapor extraction systems because it depresses the water table, exposing more of the vadose zone to vapor extraction. The high vacuum created by DPE also effectively increases the hydraulic gradient into the extraction well, which increases water removal rates.

5.0 PROPOSED CORRECTIVE ACTION

ERI recommends the installation of a DPE remediation system. The proposed remediation system is intended to provide treatment of dissolved hydrocarbons and oxygenates in groundwater, and residual hydrocarbons and oxygenates in soil.

5.1 Conceptual Remediation System Design

The remediation system will consist of four DPE wells connected to an LRP and associated piping and controls. The extracted vapor will be abated with a catalytic oxidizer, and extracted groundwater will be treated with pre-filters and granular activated carbon. The remediation system will require installation of four DPE wells. Proposed well installation activities are presented below. Final system design and equipment specifications will be included in the remediation design package (RDP), to be submitted at a later date.

5.1-A DPE Well Installation

The approximate locations of proposed dual-phase extraction wells DPE1 through DPE4 are shown on Plate 6.

Field work will be performed in accordance with ERI's standard field protocol and ERI's site-specific Health and Safety Plan.

Upon receipt of the approved well destruction permit, ERI will observe overdrilling and removal of monitoring wells MW9B, MW9C, and MW9I with a hollow-stem auger drilling rig. Following well destruction, three new DPE wells will be installed in the over-drilled borings. The DPE wells will be identified as DPE2, DPE3, and DPE4. ERI will observe the installation of new well casing in three of the borings (DPE2, DPE3, and DPE4) which will require deepening of the existing bore holes. One well (DPE2) will require sealing with bentonite from approximately 17 to 21 feet. The new wells (DPE1, DPE2, DPE3, and DPE4) will be constructed as 4-inch extraction wells screened with continuous wrap PVC well casing from approximately 5 to 20 feet bgs. A typical construction diagram of a DPE well is provided on Plate 7.

ERI will perform the following tasks:

Public Works

- Prepare and obtain a permit from the Alameda County ~~Department of Health Services~~ (the County), to over-drill the existing monitoring wells;
- Observe drilling of one on-site soil boring (DPE1) utilizing a hollow-stem auger drilling rig, and installation of a well in the boring. The boring will be drilled to approximately 20 feet bgs. The boring will be completed as a 4-inch extraction well screened with continuous-wrap well casing from approximately 5-20 feet bgs; *ensure GW is encountered.*
- Observe the over-drilling and removal of three on-site monitoring wells (MW9B, MW9C, and MW9I); *DPE1 ?*
- Observe the installation of new well casing in the over-drilled borings (DPE2, DPE3, and DPE4). The new wells will be constructed using 4-inch well screen with continuous wrap, PVC well casing from approximately 5 to 20 feet bgs;
- Collect soil samples from the borings at 5-foot intervals, note obvious changes in soil type as identified by the field geologist at the time of drilling, and at the capillary fringe to evaluate soil stratigraphy;
- Develop the wells at least 24 hours after installation;
- Collect rinsate and development water, and process through the groundwater remediation system;
- Contract with a licensed land surveyor to survey the location and casing elevation (mean sea level) of the newly installed wells;
- Submit select soil samples under Chain-of-Custody protocol to a California state-certified laboratory for analysis of TPHg, BTEX, and fuel oxygenates (including MTBE). Groundwater samples will be analyzed according to the current groundwater sampling analytical suite for this site; *is this repetitive for soil samples?*
- Store drill cuttings on site pending characterization and disposal. ERI will collect a composite soil sample for laboratory analysis to evaluate disposal options. Upon receipt of analytical results, ERI will coordinate the removal, transport, and disposal of the soil to an appropriate disposal facility selected by ExxonMobil.
- Interpret field and laboratory data to evaluate soil and groundwater conditions and prepare a report summarizing field data and results of laboratory analyses.

The newly installed wells will be sampled during the next scheduled quarterly sampling event and included in future quarterly sampling events. Groundwater samples will be analyzed according to the current groundwater sampling analytical suite for this site.

6.0 SUMMARY

Based on the data collected in the field during the test periods and analytical laboratory results, ERI concludes:

- A total of approximately 55.70 pounds of TPHg and 1.89 pounds of MTBE were removed during the DPE feasibility test.
- Applying a "best-fit" line to plots of induced vacuum versus distance as shown on Graph 1 yields an effective vacuum ROI of approximately 30 feet (Plate 4) for DPE.
- Sustaining a flow rate of 0.55 gpm, DPE yields a calculated capture zone in the downgradient direction of 44 feet with a lateral extent of 139 feet (Plate 5).
- The projected initial removal rates for DPE are TPHg at 5.6 pounds per day and MTBE at 0.08 pounds per day.
- Based on the results of the DPE feasibility test, DPE appears to be a viable remedial alternative for petroleum hydrocarbon source removal and hydraulic control of the dissolved hydrocarbon plume at this site. ERI will prepare an RDP using DPE as the remediation technology.

7.0 LIMITATIONS

This report was prepared in accordance with generally accepted standards of environmental practice in California at the time this investigation was performed. This investigation was conducted solely for the purpose of evaluating environmental conditions of the soil and first-encountered groundwater. No soil engineering or geotechnical references are implied or should be inferred. Evaluation of the geologic conditions at the site for the purpose of this investigation is made from a limited number of observation points. Subsurface conditions may vary away from the data points available. Additional work, including further subsurface investigation, can reduce the inherent uncertainties associated with this type of investigation. This report has been prepared for ExxonMobil, and any reliance on this report by third parties shall be at such party's sole risk.

8.0 REFERENCES

Environmental Resolutions, Inc. February 21, 2001. Executive Summary of Site Conceptual Model for Former Exxon Service Station 7-0238, 2200 East 12th Street, Oakland, California. ERI 229303.R02.

Environmental Resolutions, Inc. February 27, 2001. Quarterly Groundwater Monitoring and Sampling Report, First Quarter 2001 at Former Exxon Service Station 7-0238, 2200 East 12th Street, Oakland, California. ERI 229313.R12.

Environmental Resolutions, Inc. February 27, 2001. Work Plan for Dual-Phase Extraction Pilot Test at Former Exxon Service Station 7-0238, 2200 East 12th Street, Oakland, California. ERI 229304.WO12.

Fetter, C.W. Applied Hydrogeology, Third Edition, New Jersey: Prentice-Hall, 1994.

Geraghty & Miller's AOTESOLV™ for Windows: Aquifer Slug Testing. Computer Software. HydroSolve, Inc., 1999.

TABLE 1
 CUMULATIVE GROUNDWATER MONITORING AND SAMPLING DATA
 Former Exxon Service Station 7-0238
 2200 East 12th Street
 Oakland, California
 (Page 1 of 5)

Well ID # (TOC)	Sampling Date	SUBJ <.....>	DTW .feet.	Elev. >	TPHg <	MTBE >	B ug/L	T >	E >	X >	
MW9A (11.46)	11/02/95	NLPH	7.16	4.30	<50	<10	<0.5	<0.5	<0.5	<0.5	
	04/26/96	NLPH	6.33	5.13	---	---	---	---	---	---	
	08/22/96	NLPH	7.02	4.44	---	---	---	---	---	---	
	02/24/97	---	---	---	---	---	---	---	---	---	
	03/16/98	NLPH	6.14	5.32	<200	40,000	7.9	<2.0	<2.0	<2.0	
	04/21/98	NLPH	6.29	5.17	<50	53,000	3.8	<0.5	<0.5	<0.5	
	(14.53)	07/22/98	NLPH	6.58	7.95	<250	18,000	<2.5	<2.5	<2.5	<2.5
		12/22/98	NLPH	6.47	8.06	<50	5,200	<0.5	<0.5	<0.5	<0.5
		02/26/99	NLPH	6.38	8.15	<100	10,000	<1.0	<1.0	<1.0	<1.0
		5/27/99 b	NLPH	6.56	7.97	<5,000	15,300	<50	<50	<50	<50
		08/03/99	NLPH	9.39	5.14	<50	<2.5	<0.5	<0.5	<0.5	<0.5
		12/03/99	NLPH	6.52	8.01	<50	1,400	<0.5	<0.5	<0.5	0.67 c
		02/29/00	NLPH	5.31	9.22	<50	20,000	1.2	<0.5	<0.5	<0.5
		05/18/00	NLPH	6.31	8.22	<50	14,000/11,000a	<0.5	<0.5	<0.5	<0.5
		07/24/00	NLPH	6.54	7.99	<50	7,400	<0.5	<0.5	<0.5	<0.5
		10/09/00	NLPH	6.00	8.53	<50	2,300	<0.5	<0.5	<0.5	<0.5
	01/10/01	NLPH	6.34	8.19	<50	3,700	<0.5	<0.5	<0.5	<0.5	
	04/10/01	NLPH	9.31	5.22	<50	11,000	<0.5	<0.5	<0.5	<0.5	
	07/12/01	NLPH	---	---	<50	3,600	<0.5	<0.5	<0.5	<0.5	
	8/17/01 d	---	6.61	7.92	---	---	---	---	---	---	
MW9B (9.80)	11/02/95	NLPH	6.14	3.66	130	<10	3.3	<0.5	<0.5	<0.5	
	04/26/96	NLPH	5.66	4.14	270	70	130	2.8	6.7	<3	
	08/22/96	NLPH	6.16	3.64	210	31	5.7	6.8	1.1	9.2	
	02/24/97	NLPH	5.58	4.22	1,400	1,300	76	1.4	4.1	1.2	
	03/16/98	NLPH	5.32	4.48	860	1,500	140	2.0	11	<2.0	
	04/21/98	NLPH	5.49	4.31	1,800	18,000	300	<5.0	7.9	<5.0	
	(12.83)	07/22/98	NLPH	5.79	7.04	<500	26,000	13	<5.0	<5.0	<5.0
		12/22/98	NLPH	5.69	7.14	700	21,000	110	3.1	9.1	14
		02/26/99	NLPH	5.10	7.73	8,800	8,000	2,000	<25	52	38
		05/18/99	NLPH	5.65	7.18	<10,000	42,100	158	<100	<100	<100
		08/03/99	NLPH	6.24	6.59	960	24,900	<5.0	<5.0	<5.0	<5.0
		12/03/99	NLPH	5.66	7.17	<50	1,000	<0.5	<0.5	<0.5	<0.5
		02/29/00	NLPH	4.61	8.22	3,100	25,000	900	7	23	7.1
		05/18/00	NLPH	5.54	7.29	780	34,000/26,000a	150	<2.5	4.5	<2.5
	07/24/00	NLPH	8.75	4.08	<250	39,000	8	<2.5	<2.5	<2.5	
10/09/00	NLPH	4.84	7.99	<1,200	30,000	1.7	<0.5	<0.5	<0.5		
01/10/01	NLPH	5.56	7.27	<250	32,000	5.3	<0.5	<0.5	<0.5		
04/10/01	NLPH	5.40	7.43	360	27,000	69.0	<2.5	22.0	29.8		

TABLE 1
CUMULATIVE GROUNDWATER MONITORING AND SAMPLING DATA

Former Exxon Service Station 7-0238
2200 East 12th Street
Oakland, California
(Page 2 of 5)

Well ID # (TOC)	Sampling Date	SUBJ <.....>	DTW feet	Elev. >	TPHg <.....>	MTBE <.....>	B ug/L	T >	E >	X >
MW9B (cont.) (12.83)	07/12/01 8/17/01 d	NLPH ---	---	---	<250 ---	41,000 ---	<2.5 ---	<2.5 ---	<2.5 ---	<2.5 ---
MW9C (11.14)	11/02/95 04/26/96 08/22/96 02/24/97	---	---	---	---	---	---	---	---	---
(14.19)	03/16/98 04/21/98 07/22/98 12/22/98 02/26/99 05/18/99 08/03/99 12/03/99 02/29/00 05/18/00 07/24/00 10/09/00 01/10/01 04/10/01 07/12/01 8/17/01 d	NLPH NLPH NLPH NLPH NLPH NLPH NLPH NLPH NLPH NLPH NLPH NLPH NLPH NLPH NLPH NLPH	5.51 5.83 6.43 6.16 5.46 6.27 7.13 6.17 4.49 5.96 6.47 6.57 6.09 7.88 ---	5.63 5.31 7.76 8.03 8.73 7.92 7.06 8.02 9.70 8.23 7.72 7.62 8.10 6.31 ---	<500 150 <500 <500 <250 <25,000 210 290 <250 <250 <250 <250 <250 <250 <250 <250 ---	150,000 130,000/150,000a 95,000 84,000 55,000 68,900 69,200 50,000 40,000 46,000/33,000 44,000 39,000 42,000 35,000 32,000 ---	24 <0.5 <5.0 <5.0 <2.5 <250 <1.0 <2.5 <2.5 <2.5 <2.5 <2.5 <2.5 <2.5 <2.5 <2.5 ---	<5.0 <0.5 <5.0 <5.0 <2.5 <250 <1.0 <2.5 <2.5 <2.5 <2.5 <2.5 <2.5 <2.5 <2.5 <2.5 ---	<5.0 <0.5 <5.0 <5.0 <2.5 <250 <1.0 <2.5 <2.5 <2.5 <2.5 <2.5 <2.5 <2.5 <2.5 <2.5 ---	
MW9D (12.90)	11/02/95 04/26/96 08/22/96 02/24/97	---	---	---	---	---	---	---	---	---
(15.98)	03/16/98 04/21/98 07/22/98 12/22/98 02/26/99 05/18/99 08/03/99 12/03/99 02/29/00 05/18/00 07/24/00	NLPH NLPH NLPH NLPH NLPH NLPH NLPH NLPH NLPH NLPH NLPH	6.94 7.22 7.85 7.58 6.42 6.55 8.34 7.56 4.82 7.40 7.91	5.96 5.68 8.13 8.40 9.56 9.43 7.64 8.42 11.16 8.58 8.07	<50 <50 <50 <50 <50 <2,500 <50 <50 <50 <50 <50	10 12 13 12 310 13,500 <2.5 <2 2.5 6.2 14	<0.5 <0.5 <0.5 <0.5 <0.5 <25 <0.5 <0.5 <0.5 <0.5 <0.5 <0.5	<0.5 <0.5 <0.5 <0.5 <0.5 <25 <0.5 <0.5 <0.5 <0.5 <0.5 0.85	<0.5 <0.5 <0.5 <0.5 <0.5 <25 <0.5 <0.5 <0.5 <0.5 <0.5 0.74	

TABLE 1
 CUMULATIVE GROUNDWATER MONITORING AND SAMPLING DATA
 Former Exxon Service Station 7-0238
 2200 East 12th Street
 Oakland, California
 (Page 3 of 5)

Well ID # (TOC)	Sampling Date	SUBJ <.....>	DTW feet.	Elev. >.....<	TPHg <.....>	MTBE <.....>	B ug/L	T <.....>	E <.....>	X <.....>
MW9D (cont.) (15.98)	10/09/00	NLPH	8.02	7.96	< 50	14	<0.5	<0.5	<0.5	<0.5
	01/10/01	NLPH	7.26	8.72	< 50	18	<0.5	<0.5	<0.5	<0.5
	04/10/01	NLPH	7.32	8.66	< 50	14	<0.5	<0.5	<0.5	<0.5
	07/12/01	NLPH	--	--	< 50	22	<0.5	<0.5	<0.5	<0.5
	08/17/01 e	---	---	---	---	---	---	---	---	---
MW9F (8.37) (11.38)	11/02/95	---	---	---	---	---	---	---	---	---
	04/26/96	NLPH	---	---	< 50	57	<0.5	<0.5	<0.5	<0.5
	08/22/96	NLPH	---	---	< 50	5.8	<0.5	<0.5	<0.5	<0.5
	02/24/97	NLPH	---	---	< 50	< 30	<0.5	<0.5	<0.5	<0.5
	03/16/98	NLPH	---	---	---	---	---	---	---	---
	04/21/98	---	---	---	---	---	---	---	---	---
	07/22/98	---	---	---	---	---	---	---	---	---
	12/22/98	NLPH	5.47	5.91	< 50	81	<0.5	<0.5	<0.5	<0.5
	02/26/99	NLPH	5.35	6.03	< 50	< 2.5	<0.5	<0.5	<0.5	<0.5
	05/18/99	NLPH	5.62	5.76	< 50	61.6	<0.5	<0.5	<0.5	<0.5
	08/03/99	NLPH	6.32	5.06	< 50	3.10	<0.5	<0.5	<0.5	<0.5
	12/03/99	NLPH	5.59	5.79	< 50	< 2	<0.5	<0.5	0.71	<0.5
	02/29/00	NLPH	4.70	6.68	< 50	52	<0.5	<0.5	<0.5	<0.5
	05/18/00	NLPH	5.37	6.01	< 50	65	<0.5	<0.5	<0.5	<0.5
	07/24/00	NLPH	5.65	5.73	< 50	170	<0.5	<0.5	<0.5	<0.5
	10/09/00	NLPH	5.71	5.67	< 50	170	<0.5	<0.5	<0.5	<0.5
	01/10/01	NLPH	4.30	7.08	< 50	140	<0.5	<0.5	<0.5	<0.5
04/10/01	NLPH	5.20	6.18	< 50	50	<0.5	<0.5	<0.5	<0.5	
07/12/01	NLPH	--	--	< 50	190	<0.5	<0.5	<0.5	<0.5	
08/17/01 e	--	--	--	--	--	--	--	--	--	
MW9G (9.95) (12.99)	11/02/95	NLPH	5.92	4.03	< 50	< 10	<0.5	<0.5	<0.5	<0.5
	04/26/96	NLPH	5.28	4.67	< 50	18	<0.5	<0.5	<0.5	<0.5
	08/22/96	NLPH	5.57	4.38	< 50	18	<0.5	<0.5	<0.5	<0.5
	02/24/97	NLPH	5.30	4.65	< 50	240	<0.5	0.57	<0.5	0.62
	03/16/98	---	---	---	---	---	---	---	---	---
	04/21/98	---	---	---	---	---	---	---	---	---
	07/22/98	---	---	---	---	---	---	---	---	---
	12/22/98	NLPH	5.28	7.71	< 50	1,100	<0.5	<0.5	<0.5	<0.5
	02/26/99	NLPH	5.31	7.68	< 50	50	<0.5	<0.5	<0.5	<0.5
	05/18/99	NLPH	5.18	7.81	< 1,000	3,990	< 10	< 10	< 10	< 10
	08/03/99	NLPH	6.00	6.99	< 50	1,340	<0.5	<0.5	<0.5	<0.5
12/03/99	NLPH	5.27	7.72	< 50	< 2	<0.5	<0.5	<0.5	0.55 c	

TABLE 1
 CUMULATIVE GROUNDWATER MONITORING AND SAMPLING DATA
 Former Exxon Service Station 7-0238
 2200 East 12th Street
 Oakland, California
 (Page 4 of 5)

Well ID # (TOC)	Sampling Date	SUBJ <.....>	DTW feet	Elev.	TPHg <.....>	MTBE	B ug/L	T	E	X
MW9G (cont.) (12.99)	02/29/00	NLPH	4.60	8.39	<50	7,900	<0.5	<0.5	<0.5	<0.5
	05/18/00	NLPH	5.16	7.83	<50	2,400	<0.5	<0.5	<0.5	<0.5
	07/24/00	NLPH	5.20	7.79	<50	1,000	<0.5	<0.5	<0.5	<0.5
	10/09/00	NLPH	5.26	7.73	<50	180	<0.5	<0.5	<0.5	<0.5
	01/10/01	NLPH	5.18	7.81	<50	1,200	<0.5	<0.5	<0.5	<0.5
	04/10/01	NLPH	5.08	7.91	<50	9,100	<0.5	<0.5	<0.5	<0.5
	07/12/01	NLPH	--	--	<50	3,000	<0.5	<0.5	<0.5	<0.5
	8/17/01 e	---	---	---	---	---	---	---	---	---
MW9H (8.58) (11.61)	11/02/95	NLPH	8.40	0.18	<50	<10	<0.5	<0.5	<0.5	<0.5
	04/26/96	NLPH	8.05	0.53	---	---	---	---	---	---
	08/22/96	NLPH	8.17	0.41	---	---	---	---	---	---
	02/24/97	---	---	---	---	---	---	---	---	---
	03/16/98	---	---	---	---	---	---	---	---	---
	04/21/98	---	---	---	---	---	---	---	---	---
	07/22/98	---	---	---	---	---	---	---	---	---
	12/22/98	NLPH	7.81	3.80	<50	<2.5	<0.5	<0.5	<0.5	<0.5
	02/26/99	NLPH	7.61	4.00	<50	<2.5	<0.5	<0.5	<0.5	<0.5
	05/18/99	NLPH	8.00	3.61	<50	3.98	<0.5	<0.5	<0.5	<0.5
	08/03/99	NLPH	6.05	5.56	<50	<2.5	<0.5	<0.5	<0.5	<0.5
	12/03/99	NLPH	5.32	6.29	<50	<2	<0.5	<0.5	<0.5	0.57 c
	02/29/00	NLPH	7.10	4.51	<50	<2	<0.5	<0.5	<0.5	<0.5
	05/18/00	NLPH	7.84	3.77	<50	9.7	<0.5	<0.5	<0.5	<0.5
	07/24/00	NLPH	7.94	3.67	<50	17	<0.5	<0.5	<0.5	<0.5
	10/09/00	NLPH	8.09	3.52	<50	13	<0.5	<0.5	<0.5	1.1
01/10/01	NLPH	7.89	3.72	<50	11	<0.5	<0.5	<0.5	0.5	
04/10/01	NLPH	8.71	2.90	<50	44	<0.5	0.78	0.52	2.36	
07/12/01	NLPH	--	--	<50	28	<0.5	<0.5	<0.5	<0.5	
8/17/01 e	---	---	---	---	---	---	---	---	---	
MW9I (10.11) (13.14)	11/02/95	NLPH	6.04	4.07	<50	<10	<0.5	<0.5	<0.5	<0.5
	04/26/96	NLPH	5.27	4.84	<50	99	<0.5	<0.5	<0.5	<0.5
	08/22/96	NLPH	5.66	4.45	<50	170	<0.5	<0.5	<0.5	<0.5
	02/24/97	NLPH	5.24	4.87	120	9,100	<0.5	<0.5	<0.5	<0.5
	03/16/98	NLPH	4.91	5.20	<200	59,000	13	<2.0	<2.0	<2.0
	04/21/98	NLPH	5.08	5.03	<500	59,000	<5.0	<5.0	<5.0	<5.0
	07/22/98	NLPH	5.44	7.70	<500	62,000	<5.0	<5.0	<5.0	<5.0
	12/22/98	NLPH	5.32	7.82	200	51,000	1.7	<0.5	<0.5	<0.5
02/26/99	NLPH	4.71	8.43	<500	9,700	<5.0	<5.0	<5.0	<5.0	

TABLE 1
CUMULATIVE GROUNDWATER MONITORING AND SAMPLING DATA

Former Exxon Service Station 7-0238
2200 East 12th Street
Oakland, California
(Page 5 of 5)

Well ID # (TOC)	Sampling Date	SUBJ <.....>	DTW feet	Elev.	TPHg <.....>	MTBE	B ug/L	T	E	X
MW9I (cont.)	05/18/99	NLPH	5.30	7.84	<1,000	3,730	<10	<10	<10	<10
(13.14)	08/03/99	NLPH	5.98	7.16	<50	21,900	<0.5	0.650	<0.5	<0.5
	12/03/99	NLPH	5.31	7.83	<250	2,000	3.9	2.9	<2.5	14
	02/29/00	NLPH	4.20	8.94	50	16,000	0.74	<0.5	<0.5	<0.5
	05/18/00	NLPH	5.12	8.02	<50	2,900	<0.5	<0.5	<0.5	<0.5
	07/24/00	NLPH	5.41	7.73	<250	43,000	<2.5	<2.5	<2.5	<2.5
	10/09/00	NLPH	5.41	7.73	<2,500	54,000	1.6	<0.5	<0.5	<0.5
	01/10/01	NLPH	5.24	7.90	<250	36,000	<2.5	<2.5	<2.5	<2.5
	04/10/01	NLPH	4.84	8.30	<50	4,800	<0.5	<0.5	<0.5	<0.5
	07/12/01	NLPH	---	---	<50	8,400	<0.5	<0.5	<0.5	<0.5
	08/17/01	---	6.49	6.65	---	---	---	---	---	---

Notes:

- SUBJ = Results of subjective evaluation.
- NLPH = No liquid-phase hydrocarbons present in well.
- TOC = Elevation of top of well casing; relative to mean sea level.
- DTW = Depth to water.
- Elev. = Elevation of groundwater surface; relative to mean sea level.
- TPHg = Total petroleum hydrocarbons as gasoline analyzed using EPA Method 5030/8015 (modified).
- MTBE = Methyl tertiary butyl ether analyzed using EPA Method 8021B.
- BTEX = Benzene, toluene, ethylbenzene, and total xylenes analyzed using EPA Method 8021B.
- < = Less than the indicated detection limit shown by the laboratory.
- = Not measured or sampled.
- ug/L = Micrograms per Liter.
- a = MTBE confirmed using EPA Method 8260.
- b = Miscalculation in field. Field technician may have inadvertently monitored and sampled the wrong well. Resampled 5/27/99.
- c = Analyte detected in the associated Trip Blank at 0.52 ug/L.
- d = Due to measurement error during initial sampling event, DTW was re-measured on August 17, 2001. No samples were taken.
- e = Well inaccessible due to uncontrollable traffic conditions.

Table 2
Analytical Laboratory Results of Soil Samples
 Former Exxon Service Station 7-0238
 2200 East 12th Street
 Oakland, California
 (Page 1 of 1)

Sample ID	Sampling Date	Time	TPHg <.....mg/Kg.....>	MTBE	B	T	E	X	Lead
SP1-(1-4)-COMP	01/11/01	10:00	< 1	4.3	<0.01	<0.01	<0.01	<0.01	5.06
S-5-VP1	01/11/01	10:00	17	0.26	0.12	0.17	0.047	0.23	---
S-5-VP2	01/11/01	10:00	< 10	1.9	<0.01	<0.01	0.023	0.046	---

Notes:

- SP1-(1-4)-COMP = Soil sampled from stockpile.
- S-5-VP1 = Soil sampled from VP1 at 5 feet.
- mg/Kg = Milligrams per kilogram.
- TPHg. = Total petroleum hydrocarbons as gasoline analyzed using EPA method 5030/8015 (modified).
- BTEX = Benzene, toluene, ethylbenzene, and total xylenes analyzed using EPA method 8021B.
- MTBE = Methyl tertiary butyl ether analyzed using EPA method 8021.
- < = Less than the stated laboratory method detection limit.
- = Not applicable/not analyzed.

TABLE 3
Analytical Laboratory Results of Groundwater Samples
 Former Exxon Service Station 7-0238
 2200 East 12th Street
 Oakland, California
 (Page 1 of 1)

Sample ID	Sampling Date	Time	TPHd <.....>	TPHg	MTBE	Bug/L.....	T	E	X
W-INF	03/12/01	23:30	3,220	3,550	3,990	495	<30	87.6	101
W-BFF	03/12/01	23:50	<50	<50	<0.5	<0.5	<0.5	<0.5	<0.5
W-INF	03/16/01	10:30	1,350	2,860	4,630	1,930	340.0	2,760	5,810
W-EFF	03/16/01	10:00	<50	<50	<2.50	<0.5	<0.5	<0.5	<0.5

Notes:

- W-INF = Water sample collected from the influent sample port.
- W-INT = Water sample collected from the intermediate sample port.
- W-EFF = Water sample collected from the effluent sample port.
- TPHd = Total petroleum hydrocarbons as diesel analyzed using EPA method 5030/8015 (modified).
- TPHg = Total petroleum hydrocarbons as gasoline analyzed using EPA method 5030/8015 (modified).
- MTBE = Methyl tertiary butyl ether analyzed using EPA method 8021.
- BTEX = Benzene, toluene, ethylbenzene, and total xylenes analyzed using EPA method 602.
- ug/L = Micrograms per liter.
- < = Less than the stated laboratory method detection limit.
- = Not applicable/not analyzed.

TABLE 4
 Analytical Laboratory Results for Metal in Groundwater Samples
 Former Exxon Service Station 7-0238
 2200 East 12th Street
 Oakland, California
 (Page 1 of 1)

Sample ID	Sampling Date	Time	Silver	Arsenic	Beryllium	Cadmium	Chromium	Copper	Mercury	Nickel	Lead	Antimony	Selenium	Thallium	Zinc
			mg/L												
W-INF	03/12/01	23:30	<0.07*	<0.10*	<0.001*	<0.010*	<0.010*	0.010*	<0.0002*	0.0631*	<0.075*	<0.060*	<0.10*	<0.10*	0.0428*
W-EFF	03/12/01	23:50	<0.07*	<0.10*	<0.001*	<0.010*	<0.010*	<0.010*	<0.0002*	<0.030*	<0.075*	<0.060*	<0.10*	<0.10*	<0.020*
W-INF	03/16/01	10:30	<0.020	<0.10	<0.010	<0.010	0.0116	<0.01	<0.0002	0.0742	<0.10	<0.10	<0.10	<0.10	0.0403
W-EFF	03/16/01	10:00	<0.020	<0.10	<0.010	<0.010	<0.01	<0.01	<0.0002	<.05	<0.10	<0.10	<0.10	<0.10	0.0118

Notes:

- W-INF = Water sample collected from the influent sample port.
- W-EFF = Water sample collected from the effluent sample port.
- Metals = Metals analyzed by using EPA Method 6000/7000 series.
- mg/L = Milligrams per liter.
- < = Less than the stated laboratory method detection limit.
- * = Reported in micrograms per liter and converted to milligrams per liter.

TABLE 5
Analytical Laboratory Results of Fish Toxicity/Acid/Base/Neutral Extractables in Groundwater Samples
 Former Exxon Service Station 7-0238
 2200 east 12th Street
 Oakland, California
 (Page 1 of 1)

Sample ID	Sampling Date	Time	Vinyl chloride <.....ug/L.....>	Naphthalene	2-Methylnaphthalene	Fish Toxicity % survival
W-INF	03/12/01	23:30	<27.0	83.2	---	---
W-EFF	03/12/01	23:50	<0.54	<5.0	---	0%*
W-INF	03/16/01	10:30	791	99.2	42.5	---
W-EFF	03/16/01	10:00	<0.5	<10	<10	100%*
W-EFF**	03/23/01	13:00	---	---	---	90%

Notes:

- W-INF = Water sample collected from the influent sample port.
- W-EFF = Water sample collected from the effluent sample port.
- ug/L = Micrograms per liter.
- < = Less than the stated laboratory method detection limit.
- = Not Applicable/or not analyzed.
- * = Laboratory ran test using Flathead Minnows instead of Rainbow Trout.
- ** = Resampling event after completion of test.

TABLE 6
Analytical Laboratory Results of Soil Vapor Samples
Former Exxon Service Station 7-0238
2200 East 12th Street
Oakland, California
(Page 1 of 1)

Sample ID	Sampling Date	Time	TPHg <.....mg/m ³>	MTBE	B	T	E	X
A-INF	03/13/01	1:00	7,500	990	510	<10	86	102
A-INF	03/13/01	9:00	7,500	170	150	<50	<50	<50
A-INF#4	03/13/01	17:30	2,800	<10	96	<10	43	52
A-INF#6	03/14/01	1:00	8,500	<10	220	30	110	178
A-INF#2	03/14/01	9:15	10,000	540	210	42	130	212
A-INF#1	03/14/01	12:45	10,000	1,200	150	<10	30	19
A-INF	02/14/01	13:00	4,100	100	120	<50	<50	<50
A-INF#5	03/14/01	16:40	6,500	<10	240	46	160	217
A-INF#3	03/14/01	17:05	460	88	18	2.5	11	15.2
A-INF#1	03/15/01	11:45	4,500	140	14	<1.0	4.9	10.4
A-INF#2	03/15/01	14:30	4,200	180	14	<1.0	5.4	11.4
A-INF#3	03/15/01	16:30	8,700	140	48	6	42	58
A-INF	03/16/01	10:00	2,310	<50	14.1	29.9	14.3	14.3
A-INF	03/16/01	13:30	3,640	<50	20.3	57.3	34.6	55.6

Notes:

- A-INF = Soil vapor sampled collected at the influent sample port.
- mg/m³ = Milligrams per cubic meter.
- TPHg = Total petroleum hydrocarbons as gasoline analyzed using EPA method 5030/8015 (modified).
- BTEX = Benzene, toluene, ethylbenzene, and total xylenes analyzed using EPA method 8021B.
- MTBE = Methyl tertiary butyl ether analyzed using EPA method 8021.
- < = Less than the stated laboratory method detection limit.
- = Not Applicable/or not analyzed.

TABLE 7
DPE Test - Observation Well Data
 Former Exxon Service Station 7-0238
 2200 East 12th Street
 Oakland, California
 (Page 1 of 2)

Date	Time	Elapsed time	Extraction Well		Observation Wells	
			MW9B (0')	VP1 (13.3')	VP2 (14.7')	MW9F (34.1')
		 Vacuum (Inches of Water).....			
	(Hours)	(Minutes)				
3/12/01	16:30	0	320	0.00	0.00	0.00
	16:45	15	320	0.00	0.00	0.00
	17:00	30	320	0.00	0.00	0.00
	17:15	45	300	0.00	0.00	0.00
	17:30	60	306	0.00	0.00	0.00
	18:00	90	286	0.00	0.00	0.00
	18:30	120	286	0.00	0.00	0.00
	19:00	150	286	0.00	0.00	0.00
	19:30	180	279	0.00	0.00	0.00
	20:00	210	279	0.00	0.00	0.00
	20:30	240	279	0.00	0.00	0.00
	21:00	270	279	0.00	0.00	0.00
	21:30	300	279	0.00	0.00	0.00
	22:00	330	266	0.00	0.00	0.00
3/13/01	22:30	360	266	0.00	0.00	0.00
	23:00	390	266	0.00	0.00	0.00
	0:00	450	266	0.00	0.00	0.00
	1:00	510	266	0.00	0.00	0.00
	2:00	570	259	0.00	0.00	0.00
	3:00	630	259	0.00	0.00	0.00
	4:00	690	259	0.00	0.00	0.00
	5:00	750	259	0.00	0.00	0.00
	6:00	810	259	0.00	0.00	0.00
	7:00	870	259	0.00	0.00	0.00
	8:00	930	259	0.00	0.00	0.00
	9:00	990	259	0.00	0.00	0.00
	10:00	1,050	279	0.00	0.00	0.00
	11:00	1,110	279	0.00	0.00	0.00
3/14/01	12:00	1,170	279	0.00	0.00	0.00
	13:00	1,230	279	0.00	0.00	0.00
	14:00	1,290	279	0.00	0.00	0.00
	15:00	1,350	279	0.00	0.00	0.00
	16:00	1,410	279	0.00	0.00	0.00
	17:00	1,470	279	0.00	0.00	0.00
	18:00	1,530	279	0.00	0.00	0.00
	19:00	1,590	279	0.00	0.00	0.00
	20:00	1,650	259	0.00	0.00	0.00
	21:00	1,710	259	0.00	0.00	0.00
	22:00	1,770	259	0.00	0.00	0.00
	23:00	1,830	259	0.00	0.00	0.00
	0:00	1,890	259	0.00	0.00	0.00
	1:00	1,950	259	0.00	0.00	0.00
2:00	2,010	259	0.00	0.00	0.00	
3:00	2,070	259	0.00	0.00	0.00	
4:00	2,130	259	0.00	0.00	0.00	
5:00	2,190	259	0.00	0.00	0.00	
6:00	2,250	259	0.00	0.00	0.00	
7:00	2,310	252	0.00	0.00	0.00	
8:00	2,370	259	0.00	0.00	0.00	
9:00	2,430	259	0.00	0.00	0.00	
10:00	2,490	259	0.00	0.00	0.00	
11:00	2,550	279	0.00	0.00	0.00	
12:00	2,610	279	0.00	0.00	0.00	

TABLE 7
DPE Test - Observation Well Data
 Former Exxon Service Station 7-0238
 2200 East 12th Street
 Oakland, California
 (Page 2 of 2)

Date	Time	Elapsed time	Extraction Well		Observation Wells		
			VP1 (0')	MW9B (13.3')	VP2 (14.7')	MW9I (34.1')	
		Hours	Minutes Vacuum (Inches of Water).....			
3/14/01	12:45	0	279	0	0	0	
	13:00	15	279	7	0	0	
	13:30	45	283	7	0	0	
	14:00	75	276	7	0	0.2	
	14:30	105	269	7	0.05	0.22	
	15:00	135	279	7	0.07	0.22	
	15:30	165	279	7.5	0.07	0.225	
	16:00	195	283	7.5	0.07	0.24	

Date	Time	Elapsed time	Extraction Well		Observation Wells		
			MW9I Vacuum (Inches of Water).....			
		Hours	Minutes				
3/14/01	17:00	0	300				
	18:00	60	279				
3/15/01	11:40	1120	266				
	14:30	1290	266				
	16:00	1380	197				

Date	Time	Elapsed time	Extraction Wells		
			MW9I	MW9B	
		Hours	Minutes Vacuum (Inches of Water).....	
3/15/01	16:30	1410	218	211	
3/16/01	9:30	2430	211	204	
	13:00	2640	211	204	
	14:00	2700	218	204	

Notes:

Vacuum recorded at the extraction wells has been converted from inches of mercury to inches of water by using a factor of 13.62.

Time = Time presented using a 24-hour clock.
 (10') = Distance from extraction well.

TABLE 8
DPE Test - Operational Data
Former Exxon Service Station 7-0238
2200 East 12th Street
Oakland, California
(Page 1 of 2)

Date	Time	Hour Meter Reading	Vacuum (In Hg)	Air Flow (SCFM)	Temp (F)	Pressure (PSI)	Totalizer Reading	Water Flow (gal)	
3/12/01	16:30	1,402.3	24.5	10	40	0.0	266,600	0.0	
	16:45	1,402.5	24.5	10	46	0.0	266,600	0.0	
	17:00	1,402.7	24.5	9	46	0.0	266,620	20.0	
	17:15	1,403.0	24.0	15	48	0.0	266,630	30.0	
	17:30	1,403.2	24.0	15	57	0.0	266,630	30.0	
	18:00	1,403.5	23.5	17	62	0.0	266,660	60.0	
	18:30	1,404.4	23.0	17	75	0.0	266,690	90.0	
	19:00	1,404.8	22.5	20	78	0.0	266,720	120.0	
	19:30	1,405.4	22.5	22	85	0.0	266,720	120.0	
	20:00	1,405.8	22.5	17	89	0.0	266,750	150.0	
	20:30	1,406.4	22.0	17	91	0.0	266,780	230.0	
	21:00	1,406.8	22.0	17	94	0.0	266,780	180.0	
	21:30	1,407.4	22.0	18	100	0.0	266,800	200.0	
	22:00	1,407.8	21.0	18	95	0.0	266,840	240.0	
	22:30	1,408.4	21.0	18	97	0.0	266,870	270.0	
	23:00	1,408.8	21.0	18	97	0.0	266,870	270.0	
	3/13/01	0:00	1,409.8	21.0	15	97	0.0	266,890	290.0
		1:00	1,410.8	21.0	12	97	0.0	266,950	350.0
		2:00	1,411.8	21.0	16	97	0.0	266,980	380.0
		3:00	1,412.8	21.0	17	96	0.0	267,010	410.0
		4:00	1,413.8	21.0	17	95	0.0	267,040	440.0
		5:00	1,414.8	21.0	18	97	0.0	267,090	490.0
		6:00	1,415.8	21.0	19	98	0.0	267,140	540.0
7:00		1,416.8	21.0	18	98	0.0	267,150	550.0	
8:00		1,417.8	21.0	18	98	0.0	267,180	580.0	
9:00		1,418.8	21.0	20	98	0.0	267,210	610.0	
10:00		1,419.8	20.5	15	98	0.0	267,240	640.0	
11:00		1,420.8	20.5	20	99	0.0	267,270	670.0	
12:00		1,421.8	20.5	16	100	0.0	267,320	720.0	
13:00		1,422.8	20.5	16	99	0.0	267,340	740.0	
14:00		1,423.8	20.5	11	102	0.0	267,350	750.0	
15:00		1,424.8	20.5	19	100	0.0	267,380	780.0	
16:00		1,425.8	20.5	19	100	0.0	267,440	840.0	
17:00		1,426.8	20.5	19	100	0.0	267,470	870.0	
18:00		1,427.8	20.5	19	97	0.0	267,500	900.0	
19:00		1,428.8	20.5	20	97	0.0	267,520	920.0	
20:00		1,429.8	20.5	20	97	0.0	267,550	950.0	
21:00		1,430.8	20.5	21	97	0.0	267,580	980.0	
22:00		1,431.8	20.5	21	96	0.0	267,610	1010.0	
23:00	1,432.8	20.5	18	96	0.0	267,640	1040.0		
3/14/01	0:00	1,433.8	20.5	18	96	0.0	267,670	1070.0	
	1:00	1,434.8	20.5	21	95	0.0	267,700	1100.0	
	2:00	1,435.8	20.5	21	96	0.0	267,740	1140.0	
	3:00	1,436.8	20.5	18	96	0.0	267,750	1150.0	
	4:00	1,437.8	20.5	18	96	0.0	267,780	1180.0	
	5:00	1,438.8	20.5	18	96	0.0	267,810	1210.0	
	6:00	1,439.8	20.5	18	96	0.0	267,840	1240.0	
	7:00	1,440.8	20.5	18	96	0.0	267,870	1270.0	
	8:00	1,441.8	20.5	15	96	0.0	267,900	1300.0	

TABLE 8
DPE Test - Operational Data
Former Exxon Service Station 7-0238
2200 East 12th Street
Oakland, California
(Page 2 of 2)

Date	Time	Hour Meter Reading	Vacuum (In Hg)	Air Flow (SCFM)	Temp (F)	Pressure (PSI)	Totalizer Reading	Water Flow (gal)
3/14/01	9:00	1,442.8	20.5	19	97	0.0	267,930	1330.0
(cont.)	10:00	1,443.8	20.5	19	97	0.0	267,960	1360.0
	11:00	1,444.8	20.5	18	100	0.0	267,980	1380.0
	12:00	1,445.8	20.5	17	101	0.0	268,010	1410.0
	12:45	---	24.0	20	80.0	0.0	268,040	1440.0
	13:00	1,446.8	24.0	21	100.0	0.0	268,070	1470.0
	13:30	1,447.4	24.0	22	99.0	0.0	268,100	1500.0
	14:00	1,447.8	24.0	20	102.0	0.0	268,100	1500.0
	14:30	1,448.4	24.0	20	104.0	0.0	268,130	1530.0
	15:00	1,448.8	24.0	19	105.0	0.0	268,160	1560.0
	15:30	1,449.4	24.0	20	103.0	0.0	268,190	1590.0
	16:00	1,449.8	24.0	20	104.0	0.0	268,220	1620.0
	16:30	1,450.4	24.0	20	104.0	0.0	268,260	1660.0
	17:00	1,450.8	24.5	7	76.0	0.0	268,260	1660.0
	18:00	1,451.8	22.5	16	101.0	0.0	268,360	1760.0
3/15/01	11:40	1,468.6	20.5	18	98.0	0.0	268,780	2180.0
	14:30	1,471.4	19.5	16	97.0	0.0	268,840	2240.0
	16:00	1,472.8	15.5	57	93.0	0.0	268,900	2300.0
	16:30	1,473.4	15.8	57	91.0	0.0	268,930	2330.0
3/16/01	9:30	1,490.4	15.8	57	86.0	0.0	269,840	3240.0
	13:00	1,993.8	16.0	57	88.0	0.0	270,050	3450.0
	13:30	1,494.4	16.0	57	89.0	0.0	270,080	3480.0
	14:00	1,944.8	15.5	57	89.0	0.0	270,110	3510.0
Total Gallons								3510.0

Notes:

- Time = Time from a twenty-four hour clock.
- In Hg = Inches of mercury.
- SCFM = Standard cubic feet per minute.
- psi = Pounds per square inch.
- F = Fahrenheit.
- Totalizer = Meter reading gallons of water.
- gal = Gallons.

TABLE 9
DPE Test - Hydrocarbon Removal
 Former Exxon Service Station 7-0238
 2200 East 12th Street
 Oakland, California
 (Page 1 of 2)

Date	Time	Sample ID	Field Measurements					Laboratory Analysis Results		TPHg Removal		MTBE Removal		
			Hours of Operation	Temp (F)	Press (in H2O)	Flow (scfm)	PID (ppmv)	TPHg (mg/m3)	MTBE (mg/m3)	Per Period (lbs)	Cumulative (lbs)	Per Period (lbs)	Cumulative (lbs)	
3/12/01	17:00		0.5	46	0.0	9	10,000							
	18:00		1.0	62	0.0	17	2,076							
	19:00		2.0	78	0.0	20	9,871							
	20:00		3.0	89	0.0	17	5,156							
	21:00		4.0	94	0.0	17	10,000							
	22:00		5.0	95	0.0	18	10,000							
	23:00		6.0	97	0.0	18	9,193							
	03/13/01	0:00		7.0	97	0.0	15	7,464						
1:00		A-INF	8.0	97	0.0	12	9,288	7500.0	990.0	2.36	2.36	0.31	0.31	
2:00			9.0	97	0.0	16	8,441							
3:00			10.0	96	0.0	17	8,910							
4:00			11.0	95	0.0	17	5,106							
5:00			12.0	97	0.0	18	9,071							
6:00			13.0	98	0.0	19	8,741							
7:00			14.0	98	0.0	18	9,052							
8:00			15.0	98	0.0	18	10,000							
9:00		A-INF	16.0	98	0.0	20	10,000	7500.0	170.0	3.59	5.95	0.28	0.59	
10:00			17.0	98	0.0	15	10,000							
11:00			18.0	99	0.0	20	1,500							
12:00			19.0	100	0.0	16	10,000							
13:00			20.0	99	0.0	16	10,000							
14:00			21.0	102	0.0	11	10,000							
15:00			22.0	100	0.0	19	10,000							
16:00			23.0	100	0.0	19	10,000							
17:00		24.0	100	0.0	19	444								
17:30	A-INF	24.5					2800.0	<	10.0	3.19	9.14	0.06	0.64	
18:00		25.0	97	0.0	19	395								
19:00		26.0	97	0.0	20	417								
20:00		27.0	97	0.0	20	342								
21:00		28.0	97	0.0	21	375								
22:00		29.0	96	0.0	21	234								
23:00		30.0	96	0.0	18	193								
03/14/01	0:00		31.0	96	0.0	18	177							
	1:00	A-INF	32.0	96	0.0	21	201	8500.0	<	10.0	3.17	12.31	0.01	0.65
	2:00		33.0	96	0.0	21	182							
	3:00		34.0	96	0.0	18	251							
	4:00		35.0	96	0.0	18	137							
	5:00		36.0	96	0.0	18	166							
	6:00		37.0	96	0.0	18	203							
	7:00		38.0	96	0.0	18	197							
	8:00		39.0	96	0.0	15	194							
	9:00		40.0	97	0.0	19	360							

TABLE 9
DPE Test - Hydrocarbon Removal
Former Exxon Service Station 7-0238
2200 East 12th Street
Oakland, California
(Page 2 of 2)

Date	Time	Sample ID	Field Measurements					Laboratory Analysis Results		TPHg Removal		MTBE Removal		
			Hours of Operation	Temp (F)	Press (in H2O)	Flow (scfm)	PID (ppmv)	TPHg (mg/m3)	MTBE (mg/m3)	Per Period (lbs)	Cumulative (lbs)	Per Period (lbs)	Cumulative (lbs)	
03/14/01	9:15	A-INF	40.25					10000	540	5.71	18.02	0.17	0.82	
(cont.)	10:00		41.0	97	0.0	19	378							
	11:00		42.0	100	0.0	18	943							
	12:00		43.0	101	0.0	17	376							
	12:45		43.75	80	0.0	20								
	13:00		44.0	100	0.0	21	624							
	13:30		44.5	99	0.0	22								
	14:00		45.0	102	0.0	20	519							
	14:30		45.5	104	0.0	20								
	15:00		46.0	105	0.0	19	388							
	15:30		46.5	103	0.0	20								
	16:00		47.0	104	0.0	20	409							
	16:30		47.5	104	0.0	20								
	17:00		48.0	76	0.0	7	314							
	17:05	A-INF	48.0											
	18:00		49.0	101	0.0	16	311							
03/15/01	11:40		66.6	98	0.0	18	319							
	11:45	A-INF	66.6					4500	140	13.22	31.24	0.62	1.44	
	14:30	A-INF	69.5	97	0.0	16	10,000	4200	180	0.80	32.04	0.03	1.47	
	16:00		71.0	93	0.0	57	10,000							
	16:30	A-INF	71.5	91	0.0	57	10,000	8700	140	1.76	33.80	0.04	1.51	
03/16/01	9:30		87.5	86	0.0	57	10,000							
	10:00	A-INF	88.0					2310	<	50	19.36	53.16	0.33	1.85
	13:00		91.0	88	0.0	57	10,000							
	13:30	A-INF	91.5	89	0.0	57	10,000	3640	<	50				
	14:00		92.0	89	0.0	57	10,000			2.54	55.70	0.04	1.89	

Notes:

- A-INF = Influent soil vapor sample (collected prior to carbon treatment).
- TPHg = Total petroleum hydrocarbons as gasoline analyzed using EPA Method 8015M.
- MTBE = Methyl tertiary butyl ether analyzed using EPA Method 8020.
- F = Degrees Fahrenheit.
- in H2O = Inches of water.
- scfm = Standard cubic feet per minute.
- mg/m3 = Milligrams per cubic meter.
- lb = Pounds.
- ppmv = Parts per million by volume.



3-D TopoQuads Copyright © 1999 DeLorme, Tompkins, ME 04864 Source Data: USGS 1:50,000 Scale 1:10,000 Detail 1:4,000 Edition: W0204

FN 2293TOPO


EXPLANATION



1/2-mile radius circle



APPROXIMATE SCALE



SOURCE:
Modified from a map
provided by
DeLorme 3-D TopoQuads



SITE VICINITY MAP

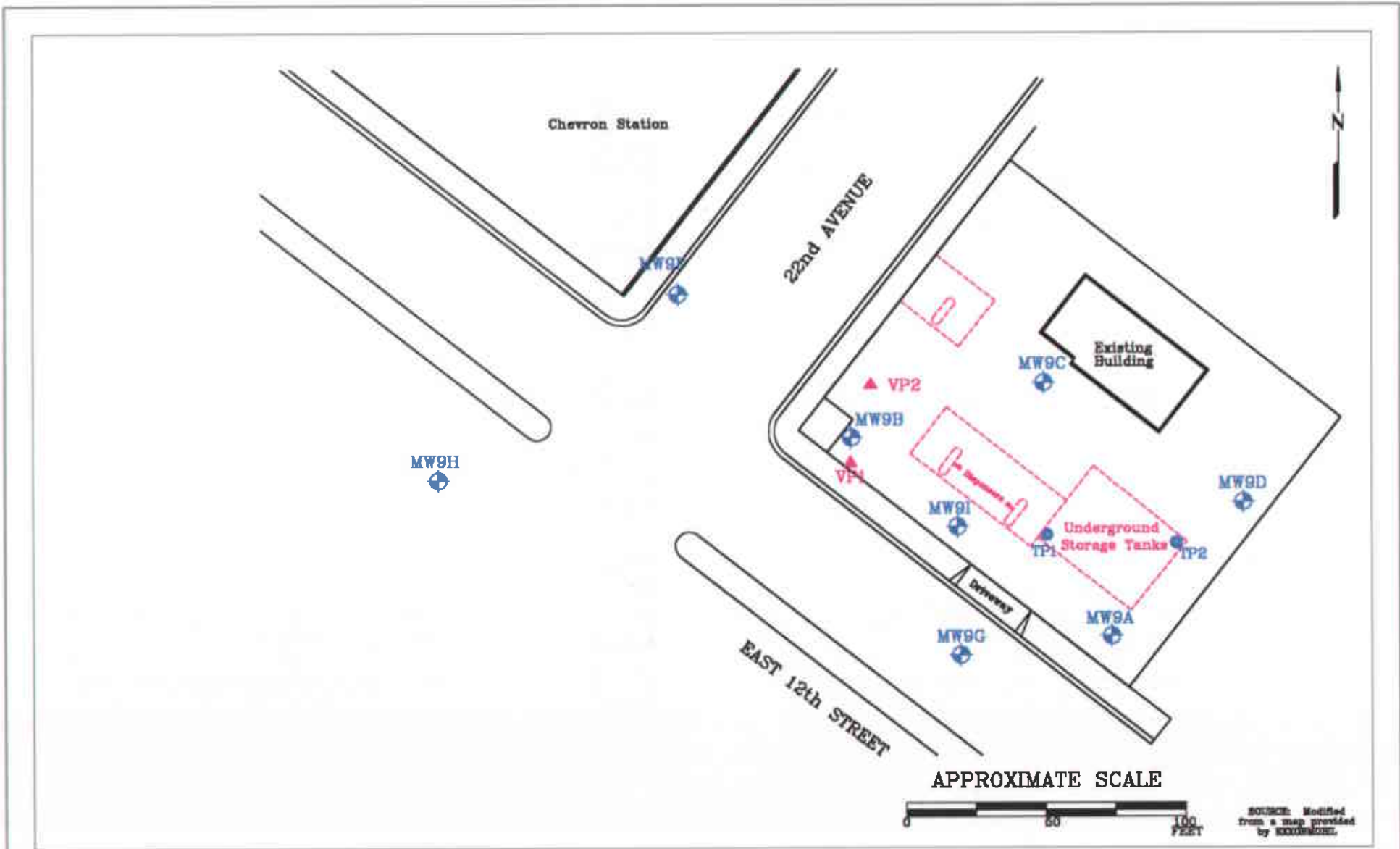
FORMER EXXON SERVICE STATION 7-0238
2200 East 12th Street
Oakland, California

PROJECT NO.

2293

PLATE

1






FN 2293002A



GENERALIZED SITE PLAN

FORMER EXXON
 SERVICE STATION 7-0238
 2200 East 12th Street
 Oakland, California

EXPLANATION

- MW9I
 Groundwater Monitoring Well
- TP2
 UST Observation Well
- VP1
 Vapor Point

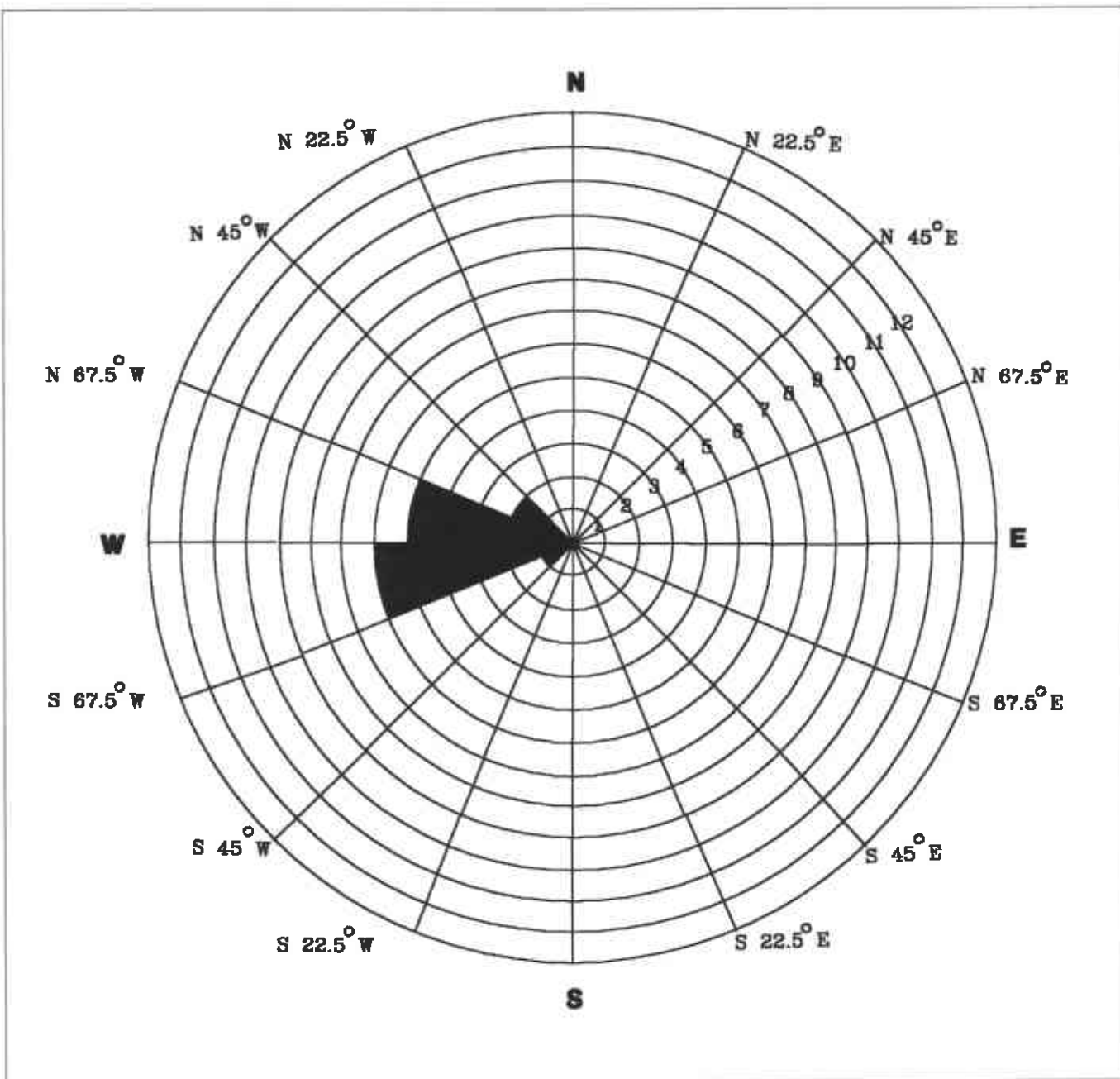
PROJECT NO.

2293

PLATE

2

May 17, 2001



FN 22930004

EXPLANATION

N Compass Direction

Rose diagram developed by evaluating the groundwater gradient direction from the quarterly monitoring data. Each circle on the rose diagram represents the number of monitoring events that the gradient plotted in that 22.5 degree sector. For example, five quarterly groundwater gradient directions plotted between west and south 67.5 degrees west. Therefore, the dominant groundwater gradient direction as depicted by the rose diagram is between west and south 67.5 degrees west.

Data obtained from quarterly groundwater monitoring, first quarter 1998 through first quarter 2001. (thirteen data points)



GROUNDWATER FLOW DIRECTION ROSE DIAGRAM

FORMER EXXON SERVICE STATION 7-0238
2200 East 12th Street
Oakland, California

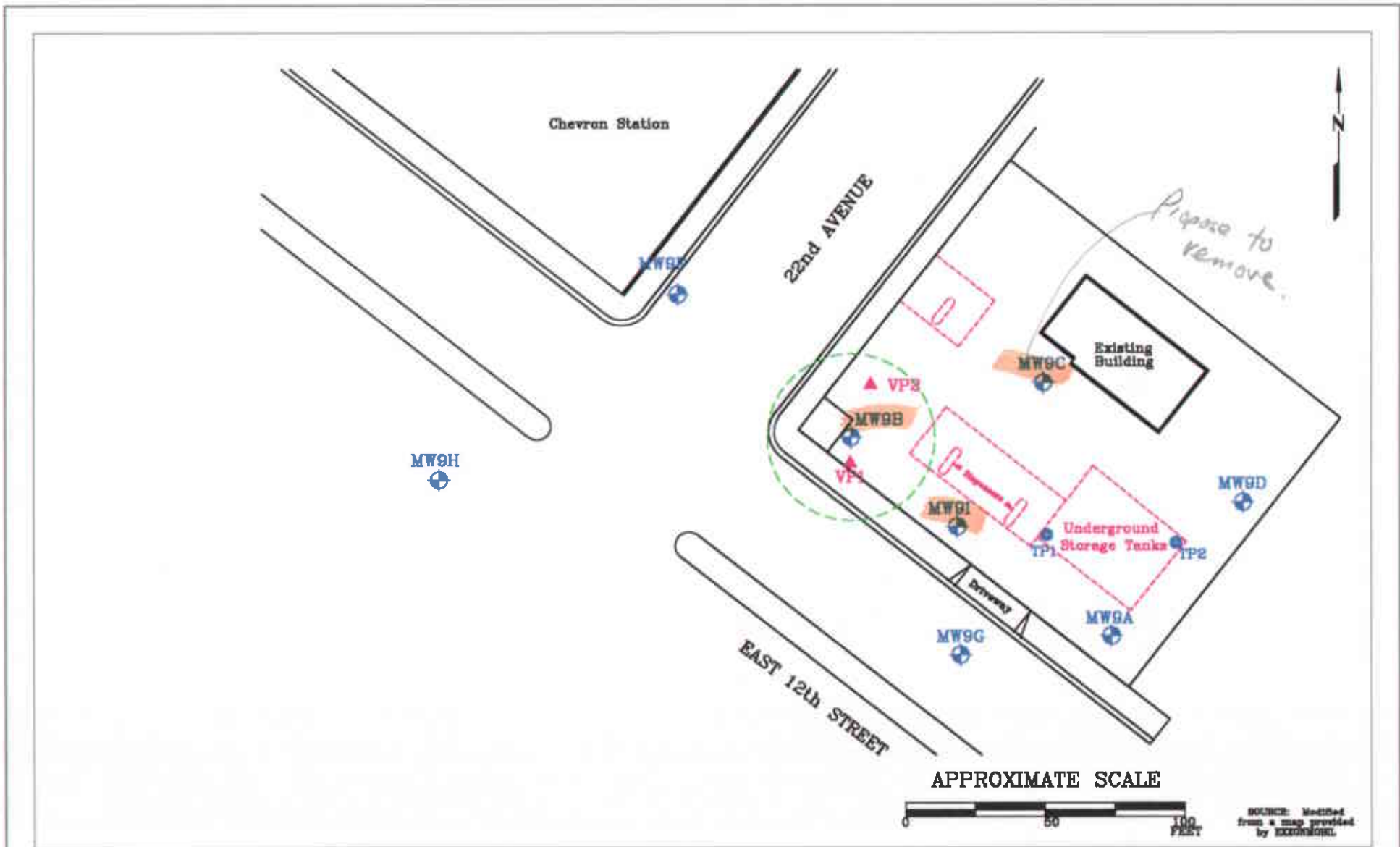
PROJECT NO.

2293

PLATE

3

Mar 8, 2001



PN 2293002A



RADIUS OF INFLUENCE

FORMER EXXON
 SERVICE STATION 7-0238
 2200 East 12th Street
 Oakland, California

EXPLANATION

- MW9I Groundwater Monitoring Well
- Radius of Influence
- TP2 UST Observation Well
- VP1 Vapor Point

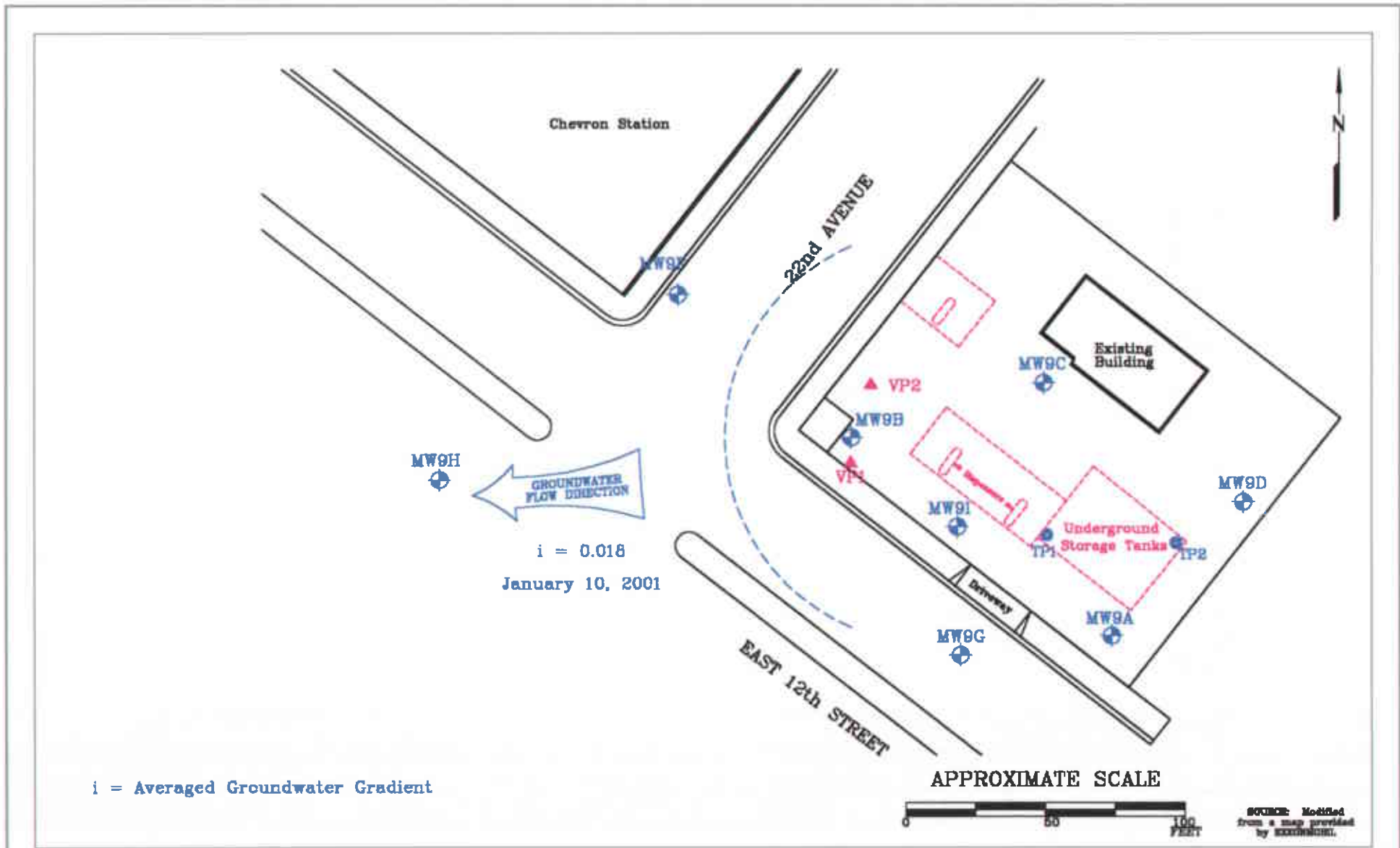
PROJECT NO.

2293

PLATE

4

May 17, 2001



i = Averaged Groundwater Gradient

PN 2293002A



GROUNDWATER CAPTURE ZONE

FORMER EXXON
SERVICE STATION 7-0238
2200 East 12th Street
Oakland, California

EXPLANATION

- MW9I Groundwater Monitoring Well
- Groundwater Capture Zone
- TP2 UST Observation Well
- VP1 Vapor Point

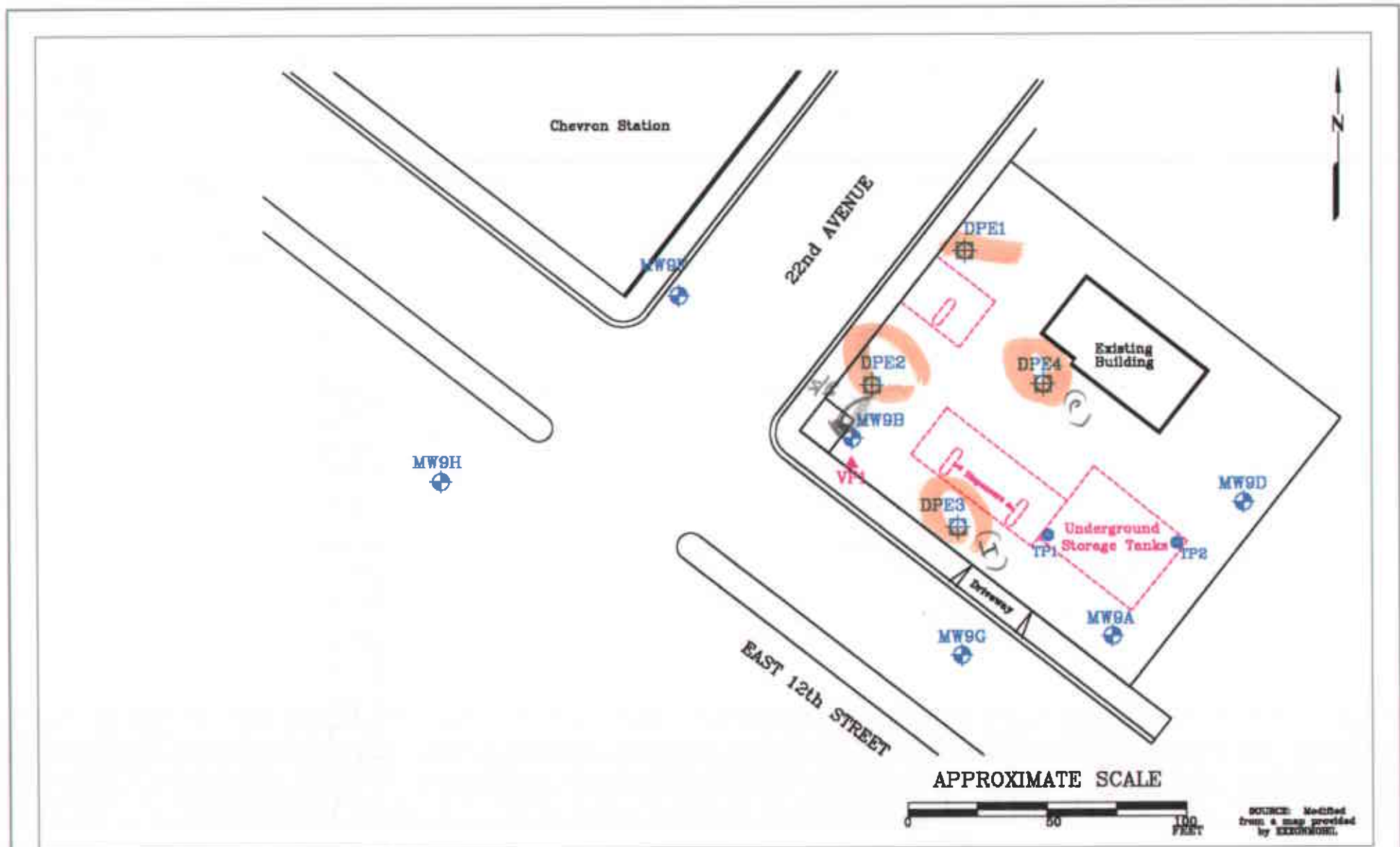
PROJECT NO.

2293

PLATE

5

May 17, 2001



PN 2293002A



PROPOSED WELL LOCATIONS

FORMER EXXON
 SERVICE STATION 7-0238
 2200 East 12th Street
 Oakland, California

EXPLANATION

- MW9I Groundwater Monitoring Well
- DPE3 Proposed Dual-Phase Extraction Well
- TP2 UST Observation Well
- VP1 Vapor Point

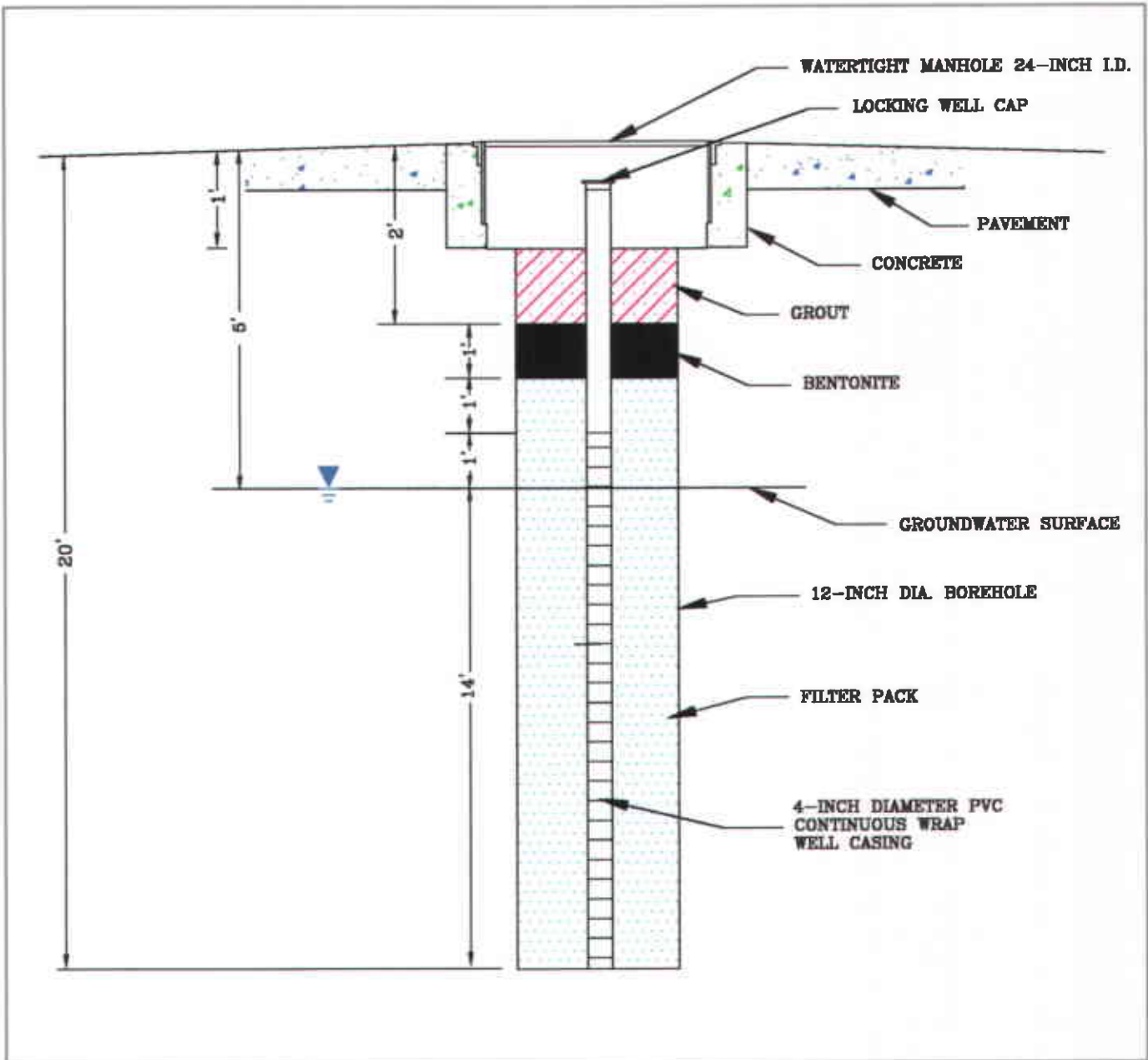
PROJECT NO.

2293

PLATE

6

May 17, 2001



FN 2293SWD

NOT TO SCALE



PROJECT 2293

**DUAL-PHASE EXTRACTION WELL
CONSTRUCTION DIAGRAM**

FORMER EXXON SERVICE STATION 7-0238
2200 East 12th Street
Oakland, California

PROJECT NO.

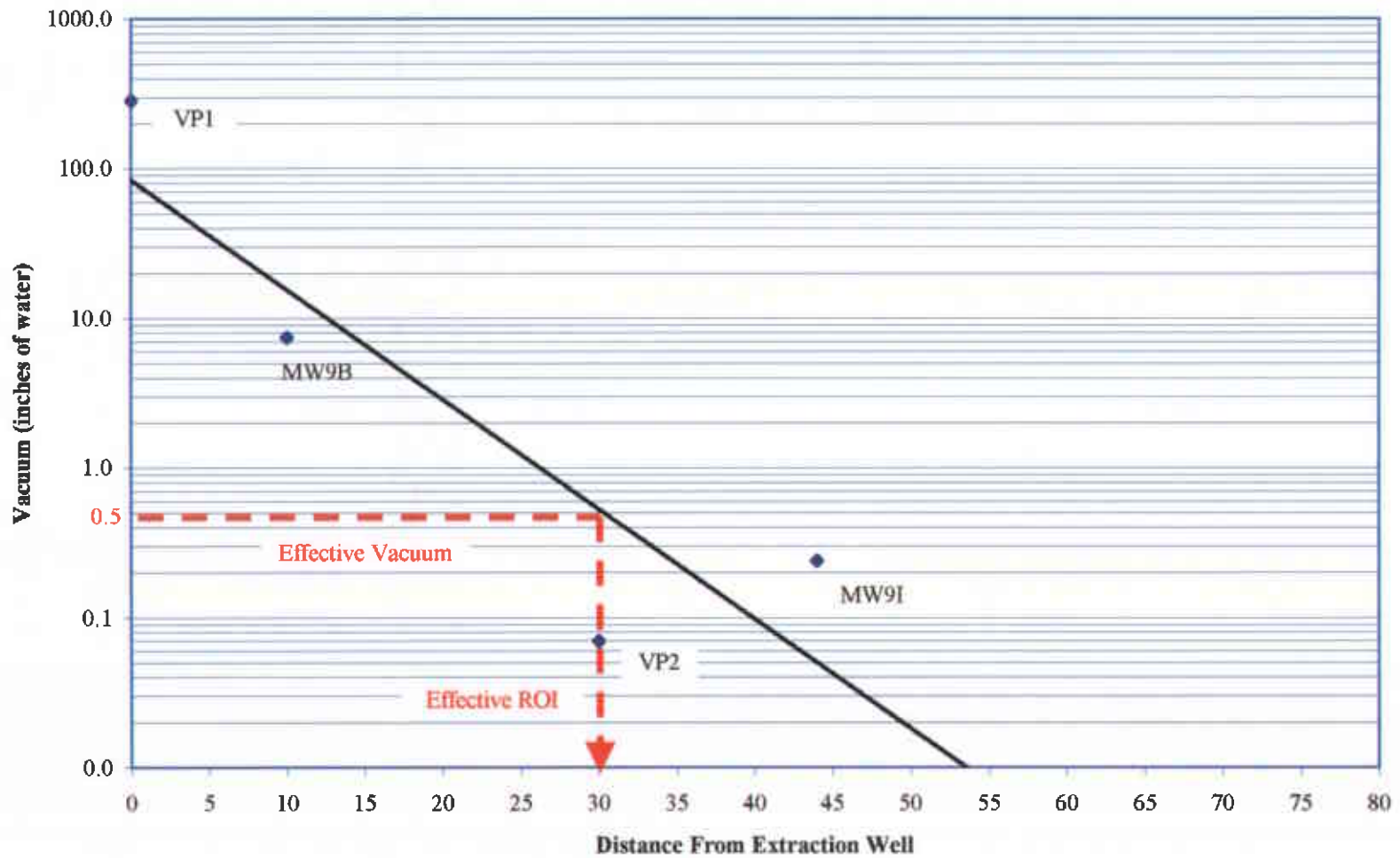
2293

PLATE

7

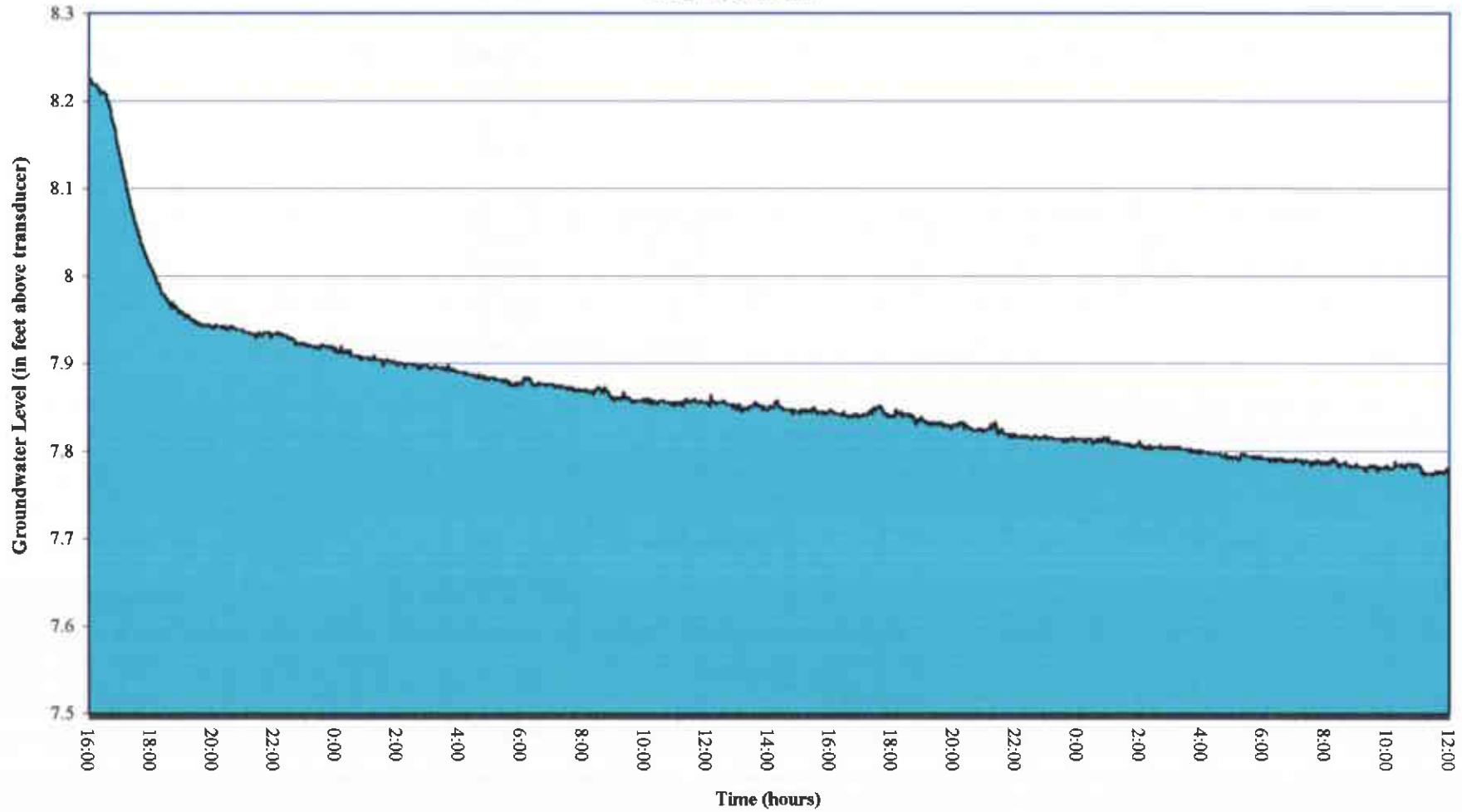
May 17, 2005

GRAPH 1
DPE Radius of Influence
Former Exxon Service Station 7-0238
2200 East 12th Street
Oakland, California

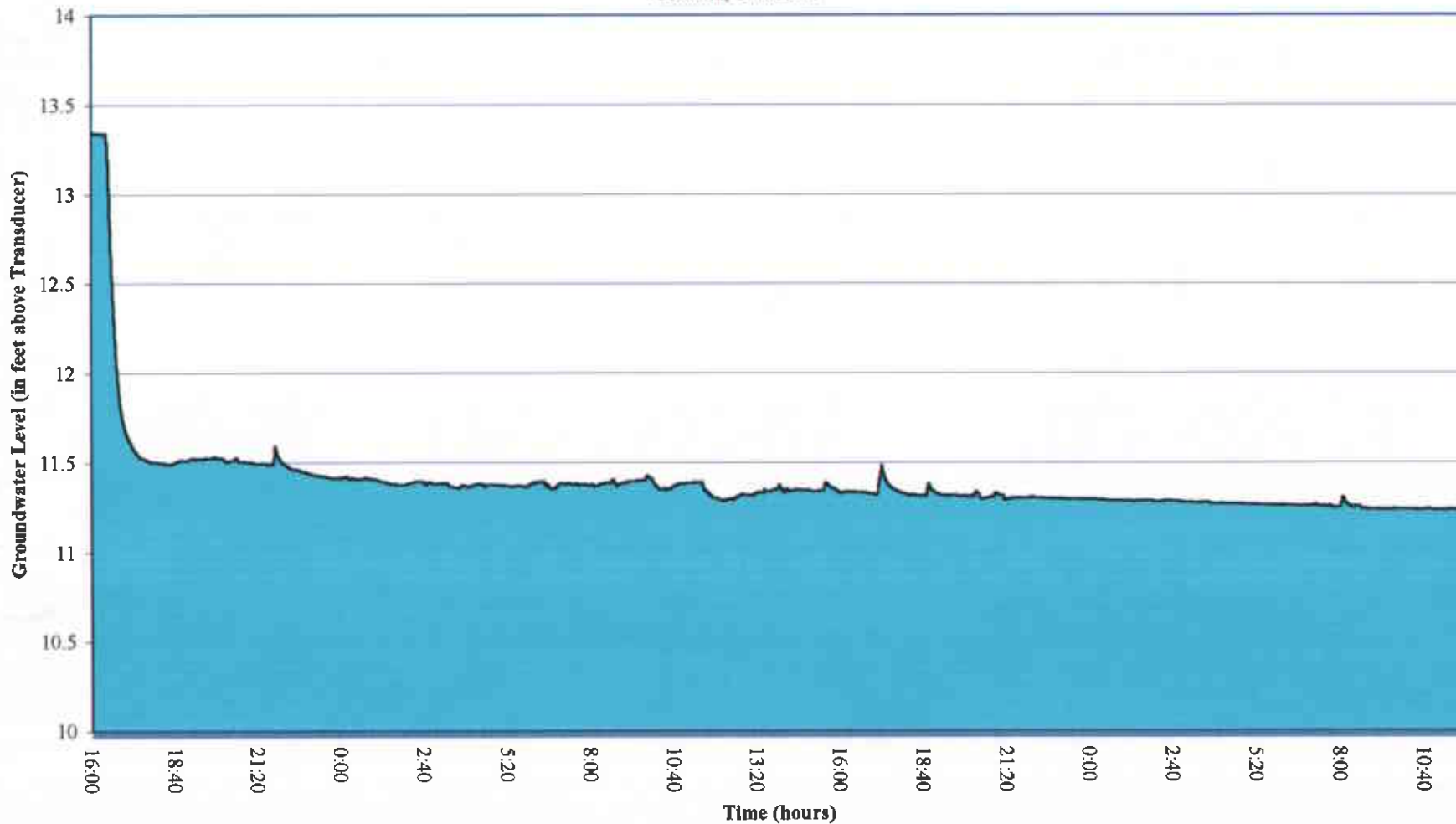


- Maximum induced vacuum recorded at observation wells
- Line of best fit for maximum induced vacuum versus distance from the extraction well

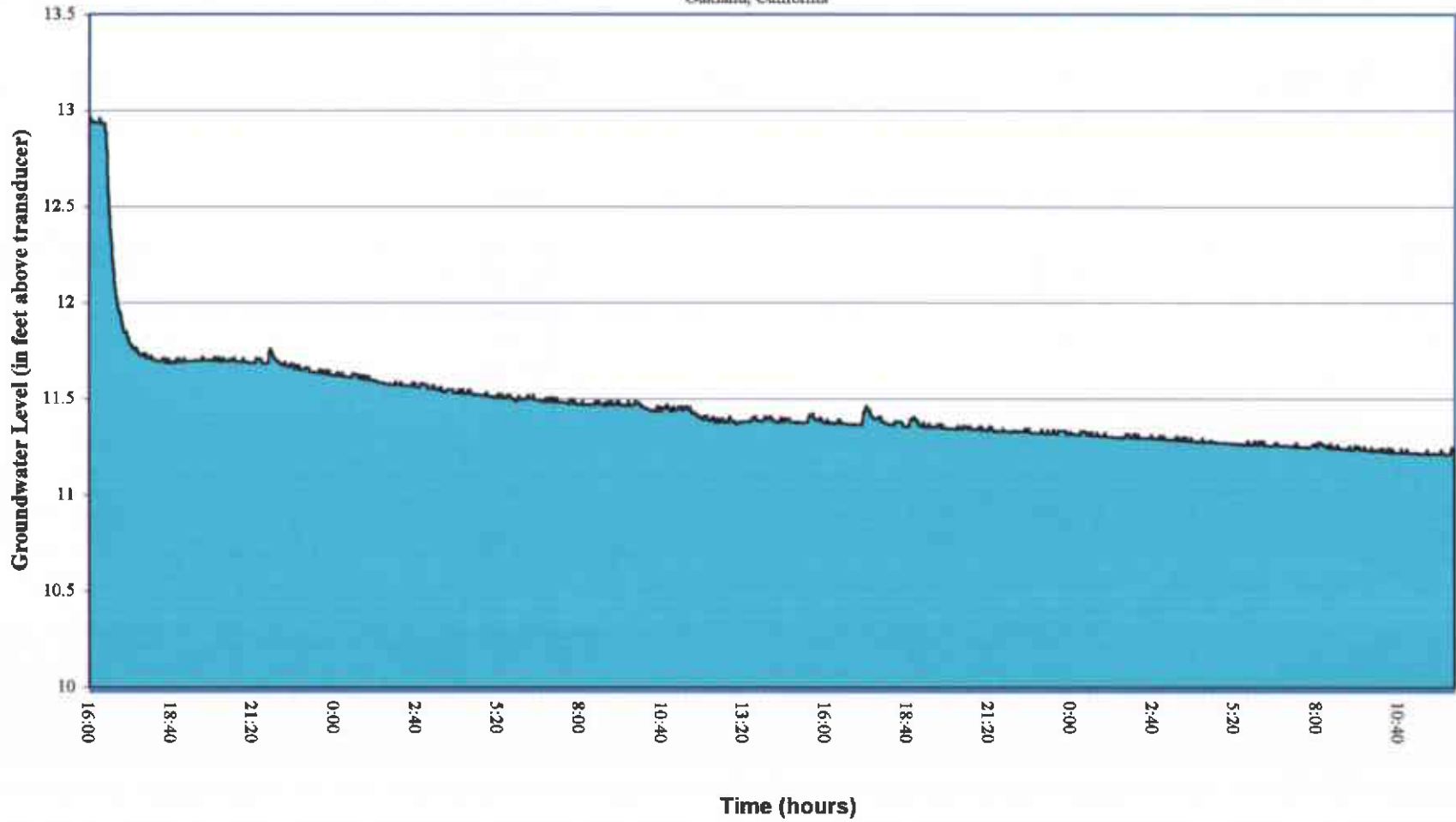
Graph 2
Groundwater Drawdown Versus Time
Well MW-91
Former Exxon Service Station 7-0238
2200 East 12th Street
Oakland, California



Graph 3
Groundwater Drawdown Versus Time
Well VP1
Former Exxon Service Station 7-0238
2200 East 12th Street
Oakland, California



Graph 4
Groundwater Drawdown Versus Time
Well VP2
Former Exxon Service Station 7-0238
2200 East 12th Street
Oakland, California



APPENDIX A
WELL CONSTRUCTION LOGS



Project No.: 229305X Boring: VP1 Plate: 1 OF 1
 Site: 7-0238 Date: 1-11-01
 Drill Contractor: Gregg Drilling

Sample Method: every 5 feet Geologist: John B. Bobbitt
 Drill Rig: B-57 Bore Hole Diameter: 8" Signature: [Handwritten Signature]
 Location: West corner of station 12 ft. from planter Registration: R.G. 4313
5 ft. from SW sidewalk Logged by: Tom Culig

DEPTH (ft.)	BLOW COUNTS	PTD/OPM (ppm)	SAMPLE COLUMN	USCS	GEOLOGIC DESCRIPTION	WELL DESIGN
					4" asphalt base	
					Clay with some silt, dark gray/green poorly graded	
					increasing silt content	
5	2			CL		
	2					
	3				clay with sand, pebbles up to 1 in.	
10	2					
	3				brown clayey silt, pebbles up to 1/4 in.	
	4					
15	5			ML		
	14				clayey silt with pebbles up to 1/2 in. subangular reddish-brown, very dense	
	17					
	5					
	7				increasing silt, organic material, tan color	
20	9					
					Total Depth = 20 feet	
25						
30						
35						
40						

Casing Diameter: 2" Slot Size: 0.020, Sand Size: #3, Grout: Portland Type I/II



Project No.: 229305X Boring: VP2 Plate: 1 OF 1
 Site: 7-0238 Date: 1-11-01
 Drill Contractor: Gregg Drilling

Sample Method: every 5 feet Geologist: John B. Bobbitt
 Drill Rig: B-57 Bore Hole Diameter: 8" Signature: *[Handwritten Signature]*
 Location: West corner of station 13 ft. from planter Registration: R.G. 4313
5 ft. from NW sidewalk Logged by: Tom Culig

DEPTH (ft.)	BLOW COUNTS	PIED/OVM (ppm)	SAMPLE	COLUMN	USCS	GEOLOGIC DESCRIPTION	WELL DESIGN
0-4						4" asphalt base clay with little silt, dark gray/green	
5-9	3 3 5				CL	gravelly clay with silt, gravel up to 1/2 in. gray, well graded	
10-14	2 3 4					silty clay, gray, poorly graded very dense, tan	
15-19	6 15 12				ML	clayey silt, brown, poorly graded very dense, tan, organic material	
20-24	5 6 8					red/orange	
						Total Depth = 20 feet	
25-35							
35-40							

Casing Diameter: 2" Slot Size: 0.020, Sand Size: #3, Grout: Portland Type I/II

APPENDIX B
FIELD PROTOCOL

FIELD PROTOCOL

Site Safety Plan

Field work is performed by ERI personnel in accordance with a site safety plan (SSP) developed for the site. The SSP describes the basic safety requirements for the subsurface investigation and the drilling of soil borings at the work site. The SSP is applicable to personnel and subcontractors of ERI. Personnel at the site are informed of the contents of the SSP before work begins. A copy of the SSP is kept at the work site and is available for reference by appropriate parties during the work. The ERI geologist acts as the Site Safety Officer.

Soil Borings and Sampling

Prior to drilling of borings and construction of wells, ERI acquires necessary permits from the appropriate agency(ies). ERI also contacts Underground Service Alert (USA) and a private utility locator before drilling to help locate public utility lines at the site. ERI observes the driller hand-probe and hand-auger boring locations to a depth of approximately 5 feet bgs and a diameter greater than the soil boring diameter before drilling to reduce the risk of damaging underground structures.

Soil borings are drilled with a B-57 (or similar) drill rig equipped with 8-inch diameter, hollow-stem augers. Auger flights and sampling equipment are steam-cleaned before use to minimize the possibility of crosshole contamination. The rinsate is containerized and stored on site. ERI will coordinate with ExxonMobil for appropriate recycling or disposal of the rinsate.

Drilling is performed under the observation of a field geologist, and the earth materials in the borings are identified using visual and manual methods, and classified as drilling progresses using the Unified Soil Classification System. Soil borings are drilled to approximately 10 to 15 feet below the uppermost zone of saturation or 5 feet into any competent clay layer (aquitar) encountered beneath the water-bearing zone. If an aquitar is encountered, the boring is terminated and backfilled with bentonite before installing a groundwater monitoring well.

During drilling, soil samples are collected at 5-foot intervals, obvious changes in lithology, and just above the groundwater surface. Samples are collected with a California-modified, split-spoon sampler equipped with laboratory-cleaned brass sleeves. Samples are collected by advancing the auger to a point just above the sampling depth and driving the sampler into the soil. The sampler is driven 18 inches with a standard 140-pound hammer repeatedly dropped 30 inches. The number of blows required to drive the sampler each successive 6-inch interval is counted and recorded to give an indication of soil consistency.

Soil samples are monitored with a photoionization detector (PID), which measures hydrocarbon concentrations in the ambient air or headspace above the soil sample. Field instruments such as the PID are useful for indicating relative levels of hydrocarbon vapors, but do not detect concentrations of hydrocarbons with the same precision as laboratory analyses. Soil samples selected for possible chemical analyses are sealed promptly with Teflon® tape, and plastic caps. The samples are labeled and placed in iced storage for transport to the laboratory. Chain of Custody Records are initiated by the geologist in the field, updated throughout handling of the samples, and sent with the samples to the laboratory. Copies of these records are in our report. Cuttings generated during drilling are


placed on plastic sheeting and covered and left at the site. ERI coordinates with ExxonMobil for the soil to either be treated on site or removed to an appropriate recycling or disposal facility.

Monitoring Well Construction

Monitoring wells are constructed in borings using thread-jointed, 2-inch inner diameter, Schedule 40 polyvinyl chloride (PVC) casing. No chemical cements, glues, or solvents are used in well construction. The screened portion of each well consists of factory-perforated casing with 0.010-inch wide slots. If unconfined aquifer conditions exist, the well screen is installed from the total depth of each well to approximately 10 feet above the uppermost water-bearing unit. If confined conditions exist, the uppermost water-bearing unit is screened exclusively. Unperforated casing is installed from the top of each screen to the ground surface. The annular space in the well is packed with number 2/12 sand to approximately 1 to 2 feet above the slotted interval. A bentonite plug is added above the sand pack to prevent cement from entering the well pack. The remaining annulus is backfilled to grade with a slurry of Portland cement.

The monitoring wells are protected with a traffic-rated steel utility box equipped with a galvanized sheet steel skirt. The box has a watertight seal to protect against surface-water infiltration. The design of this box discourages vandalism and reduces the possibility of accidental disturbance of the well.

APPENDIX C
WELL INSTALLATION PERMITS



ALAMEDA COUNTY PUBLIC WORKS AGENCY

WATER RESOURCES SECTION
399 ELMHURST ST. HAYWARD CA. 94544-1395
PHONE (510) 670-5554 MARLON MAGALLANES/FRANK CODD (510) 670-5783
FAX (510) 782-1939

DRILLING PERMIT APPLICATION

FOR APPLICANT TO COMPLETE

FOR OFFICE USE

LOCATION OF PROJECT Former Exxon Service Station 70238
2200 East 12th Street
Oakland, California

PERMIT NUMBER W01-002
WELL NUMBER _____
APN _____

CLIENT
Name Exxon Mobil Refining + Supply
Address P.O. Box 4032 Phone (925) 246-9268
City Concord, CA Zip 94024-4032

APPLICANT
Name Environmental Resolutions, Inc. Fax (415) 392-1856
Address 73 Maple Dr. #100 Phone (415) 392-4325
City Novato, CA Zip 94949

TYPE OF PROJECT
Well Construction Geotechnical Investigation
Cathodic Protection General
Water Supply Contamination
Monitoring Well Destruction

PROPOSED WATER SUPPLY WELL USE
New Domestic Replacement Domestic
Municipal Irrigation
Industrial Other _____

DRILLING METHOD:
Mud Rotary Air Rotary Auger
Cable Other

DRILLER'S NAME Woodward Drilling Co.

DRILLER'S LICENSE NO. 710079

WELL PROJECTS
Drill Hole Diameter 8 in. Maximum Depth 20 ft.
Casing Diameter 2 in. Owner's Well Number VPI
Surface Seal Depth 2 ft.

GEOTECHNICAL PROJECTS
Number of Borings _____ Maximum Depth _____ ft.
Hole Diameter _____ in.

ESTIMATED STARTING DATE 1-11-2001
ESTIMATED COMPLETION DATE 1-11-2001

I hereby agree to comply with all requirements of this permit and Alameda County Ordinance No. 73-68.

APPLICANT'S SIGNATURE Tom Kelly DATE 11-10-00

PLEASE PRINT NAME Tom Kelly Rev.6-5-00


PERMIT CONDITIONS

Circled Permit Requirements Apply

- A. GENERAL**
 - 1. A permit application should be submitted so as to arrive at the ACPWA office five days prior to proposed starting date.
 - 2. Submit to ACPWA within 60 days after completion of permitted original Department of Water Resources Well Completion Report.
 - 3. Permit is void if project not begun within 90 days of approval date.
- B. WATER SUPPLY WELLS**
 - 1. Minimum surface seal thickness is two inches of cement grout placed by tremie.
 - 2. Minimum seal depth is 50 feet for municipal and industrial wells or 20 feet for domestic and irrigation wells unless a lesser depth is specially approved.
- C. GROUNDWATER MONITORING WELLS INCLUDING PIEZOMETERS**
 - 1. Minimum surface seal thickness is two inches of cement grout placed by tremie.
 - 2. Minimum seal depth for monitoring wells is the maximum depth practicable or 20 feet.
- D. GEOTECHNICAL**
Backfill bore hole by tremie with cement grout or cement grout/sand mixture. Upper two-three feet replaced in kind or with compacted cuttings.
- E. CATHODIC**
Fill hole anode zone with concrete placed by tremie.
- F. WELL DESTRUCTION**
See attached requirements for destruction of shallow wells. Send a map of work site. A different permit application is required for wells deeper than 45 feet.
- G. SPECIAL CONDITIONS**

NOTE: One application must be submitted for each well or well destruction. Multiple borings on one application are acceptable for geotechnical and contamination investigations.

APPROVED [Signature] DATE 1-2-01



ALAMEDA COUNTY PUBLIC WORKS AGENCY

WATER RESOURCES SECTION

399 ELMHURST ST. HAYWARD CA. 94544-1395
PHONE (510) 670-9554 MARLON MAGALLANES/FRANK CODD (510) 670-5783
FAX (510) 782-1939

DRILLING PERMIT APPLICATION

FOR APPLICANT TO COMPLETE

FOR OFFICE USE

LOCATION OF PROJECT Fernex Brown Service Station 70238
2200 East 12th Street
Oakland, California

PERMIT NUMBER W01-003
WELL NUMBER _____
APN _____

CLIENT
Name Fernex/Mobil Refining + Supply
Address P.O. Box 4032 Phone (925) 246-3768
City Coccol, CA Zip 95424-4032

APPLICANT
Name Environmental Resolutions, Inc.
Address 73 Ditch Dr. #100 Phone (415) 982-4825
City Novato, CA Zip 94949

TYPE OF PROJECT
Well Construction Geotechnical Investigation
Cathodic Protection General
Water Supply Contamination
Monitoring Well Destruction

PROPOSED WATER SUPPLY WELL USE
New Domestic Replacement Domestic
Municipal Irrigation
Industrial Other _____

DRILLING METHOD:
Mud Rotary Air Rotary Auger
Cable Other

DRILLER'S NAME Woodward Drilling Co.
DRILLER'S LICENSE NO. 710079

WELL PROJECTS
Drill Hole Diameter 8 in. Maximum _____
Casing Diameter 2 in. Depth 20 ft.
Surface Seal Depth 2 ft. Owner's Well Number VP2

GEOTECHNICAL PROJECTS
Number of Borings _____ Maximum _____
Hole Diameter _____ in. Depth _____ ft.

ESTIMATED STARTING DATE 1-11-2001
ESTIMATED COMPLETION DATE 1-11-2001

I hereby agree to comply with all requirements of this permit and Alameda County Ordinance No. 73-68.

APPLICANT'S SIGNATURE Tom Celis DATE 11-10-00

PLEASE PRINT NAME Tom Celis Rev. 6-5-00

PERMIT CONDITIONS Circled Permit Requirements Apply

- A. GENERAL
 1. A permit application should be submitted so as to arrive at the ACPWA office five days prior to proposed starting date.
 2. Submit to ACPWA within 60 days after completion of permitted original Department of Water Resources-Well Completion Report.
 3. Permit is void if project not begun within 90 days of approval date.
- B. WATER SUPPLY WELLS
 1. Minimum surface seal thickness is two inches of cement grout placed by tremie.
 2. Minimum seal depth is 30 feet for municipal and industrial wells or 20 feet for domestic and irrigation wells unless a lesser depth is specially approved.
- C. GROUNDWATER MONITORING WELLS INCLUDING PIEZOMETERS
 1. Minimum surface seal thickness is two inches of cement grout placed by tremie.
 2. Minimum seal depth for monitoring wells is the maximum depth practicable or 20 feet.
- D. GEOTECHNICAL

Backfill bore hole by tremie with cement grout or cement grout/sand mixture. Upper two-three feet replaced in kind or with compacted cuttings.
- E. CATHODIC

Fill hole anode zone with concrete placed by tremie
- F. WELL DESTRUCTION

See attached requirements for destruction of shallow wells. Send a map of work site. A different permit application is required for wells deeper than 45 feet.
- G. SPECIAL CONDITIONS

NOTE: One application must be submitted for each well or well destruction. Multiple borings on one application are acceptable for geotechnical and contamination investigations.

APPROVED [Signature] DATE 1-2-01

APPENDIX D

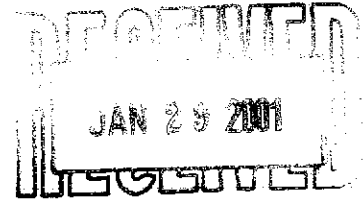
**LABORATORY ANALYSIS REPORTS
AND CHAIN-OF-CUSTODY RECORDS**



HOUSTON LABORATORY
8880 INTERCHANGE DRIVE
HOUSTON, TEXAS 77054
(713) 660-0901

Case Narrative for:
EXXON Company U.S.A.

Certificate of Analysis Number:
01010344



Report To:

Environmental Resolution, Inc.
Jim Chappell
73 Digital Drive Suite 100

Novato
California
94949-
ph: (415) 382-9105 fax: (415) 382-1856

Project Name:

229304x

Site:

7-0238,19802889

Site Address:

2200 E 12TH St

Oakland CA

PO Number:

LWR#21010401

State:

California

State Cert. No.:

1903

Date Reported:

1/23/01

Matrix spike (MS) and matrix spike duplicate (MSD) samples are chosen and tested at random from an analytical batch of "like" matrix to check for possible matrix effect. The MS and MSD will provide site specific matrix data only for those samples which are spiked by the laboratory. Since the MS and MSD are chosen at random from an analytical batch, the sample chosen for spike purposes may or may not have been a sample submitted in this sample delivery group. The validity of the analytical procedures for which data is reported in this analytical report is determined by the Laboratory Control Sample (LCS) and the Method Blank (MB). The Laboratory Control Sample (LCS) and the Method Blank (MB) are processed with the samples and the MS/MSD to ensure method criteria are achieved throughout the entire analytical process.

Any other exceptions associated with this report will be footnoted in the analytical result page(s) or the quality control summary page(s).

Please do not hesitate to contact us if you have any questions or comments pertaining to this data report. Please reference the above Certificate of Analysis Number.

This report shall not be reproduced except in full, without the written approval of the laboratory. The reported results are only representative of the samples submitted for testing.

SPL, Inc. is pleased to be of service to you. We anticipate working with you in fulfilling all your current and future analytical needs.

Sonia West
West, Sonia
Senior Project Manager

01010344 Page 1

1/23/01

Date



HOUSTON LABORATORY
 8880 INTERCHANGE DRIVE
 HOUSTON, TEXAS 77054
 (713) 660-0901

EXXON Company U.S.A.

Certificate of Analysis Number:

01010344

Report To: Environmental Resolution, Inc.
 Jim Chappell
 73 Digital Drive Suite 100

Novato
 California
 94949-
 ph: (415) 382-9105 fax: (415) 382-1856

Fax To: Environmental Resolution, Inc.
 Jim Chappell fax : (415) 382-1856

Project Name: 229304x
Site: 7-0238,19802889
Site Address: 2200 E 12TH St
 Oakland CA
PO Number: LWR#21010401
State: California
State Cert. No.: 1903
Date Reported: 1/23/01

Client Sample ID	Lab Sample ID	Matrix	Date Collected	Date Received	COC ID	HOLD
21-(1-4)-COMP	01010344-01	Soil	1/11/01 1:10:00 PM	1/15/01 10:00:00 AM		<input type="checkbox"/>
5-VP1	01010344-02	Soil	1/11/01 10:15:00 AM	1/15/01 10:00:00 AM		<input type="checkbox"/>
5-VP2	01010344-03	Soil	1/11/01 11:51:00 AM	1/15/01 10:00:00 AM		<input type="checkbox"/>

Sonia West

est, Sonia
 enior Project Manager

1/23/01

Date

Joel Grice
 Laboratory Director
 Ted Yen
 Quality Assurance Officer



Client Sample ID SP1-(1-4)-COMP

Collected: 1/11/01 1:10:00

SPL Sample ID: 01010344-01

Site: 7-0238,19802889

Analyses/Method	Result	Rep.Limit	Dil. Factor	QUAL	Date Analyzed	Analyst	Seq. #
GASOLINE RANGE ORGANICS			MCL	CA_GRO	Units: mg/Kg		
Gasoline Range Organics	ND	1	1		01/19/01 19:07	TM	536263
Surr: 1,4-Difluorobenzene	103	% 72-153	1		01/19/01 19:07	TM	536263
Surr: 4-Bromofluorobenzene	138	% 51-149	1		01/19/01 19:07	TM	536263
METALS BY METHOD 6010B, TOTAL			MCL	SW6010B	Units: mg/Kg		
Lead	5.06	0.5	1		01/16/01 16:04	EG	532658

Prep Method	Prep Date	Prep Initials
SW3050B	01/16/2001 9:35	R_T

PURGEABLE AROMATICS			MCL	SW8021B	Units: mg/Kg		
Benzene	ND	0.01	10		01/19/01 13:54	TM	536052
Ethylbenzene	ND	0.01	10		01/19/01 13:54	TM	536052
Methyl tert-butyl ether	4.3	0.01	10		01/19/01 13:54	TM	536052
Toluene	ND	0.01	10		01/19/01 13:54	TM	536052
m,p-Xylene	ND	0.01	10		01/19/01 13:54	TM	536052
o-Xylene	ND	0.01	10		01/19/01 13:54	TM	536052
Xylenes, Total	ND	0.01	10		01/19/01 13:54	TM	536052
Surr: 1,4-Difluorobenzene	105	% 59-127	10		01/19/01 13:54	TM	536052
Surr: 4-Bromofluorobenzene	96.8	% 48-156	10		01/19/01 13:54	TM	536052

Sonia West

West, Sonia
 Project Manager

Qualifiers:
 ND/U - Not Detected at the Reporting Limit
 B - Analyte detected in the associated Method Blank
 * - Surrogate Recovery Outside Advisable QC Limits
 J - Estimated Value between MDL and PQL

>MCL - Result Over Maximum Contamination Limit(MCL)
 D - Surrogate Recovery Unreportable due to Dilution
 MI - Matrix Interference



HOUSTON LABORATORY
 8880 INTERCHANGE DRIVE
 HOUSTON, TEXAS 77054
 (713) 660-0901

Client Sample ID S-5-VP1

Collected: 1/11/01 10:15:00 SPL Sample ID: 01010344-02

Site: 7-0238,19802889

Analyses/Method	Result	Rep.Limit	Dil. Factor	QUAL	Date Analyzed	Analyst	Seq. #
GASOLINE RANGE ORGANICS			MCL	CA_GRO	Units: mg/Kg		
Gasoline Range Organics	17	10	10		01/17/01 8:58	TM	533416
Surr: 1,4-Difluorobenzene	97.9	% 72-153	10		01/17/01 8:58	TM	533416
Surr: 4-Bromofluorobenzene	160MI	% 51-149	10		01/17/01 8:58	TM	533416
PURGEABLE AROMATICS			MCL	SW8021B	Units: mg/Kg		
Benzene	0.12	0.01	10		01/17/01 8:58	TM	533406
Ethylbenzene	0.047	0.01	10		01/17/01 8:58	TM	533406
Methyl tert-butyl ether	0.26	0.01	10		01/17/01 8:58	TM	533406
Toluene	0.17	0.01	10		01/17/01 8:58	TM	533406
m,p-Xylene	0.16	0.01	10		01/17/01 8:58	TM	533406
o-Xylene	0.07	0.01	10		01/17/01 8:58	TM	533406
Xylenes, Total	0.23	0.01	10		01/17/01 8:58	TM	533406
Surr: 1,4-Difluorobenzene	102	% 59-127	10		01/17/01 8:58	TM	533406
Surr: 4-Bromofluorobenzene	109	% 48-156	10		01/17/01 8:58	TM	533406

Sonia West

West, Sonia
 Project Manager

Qualifiers: ND/U - Not Detected at the Reporting Limit >MCL - Result Over Maximum Contamination Limit(MCL)
 B - Analyte detected in the associated Method Blank D - Surrogate Recovery Unreportable due to Dilution
 * - Surrogate Recovery Outside Advisable QC Limits MI - Matrix Interference
 J - Estimated Value between MDL and PQL



Client Sample ID S-5-VP2

Collected: 1/11/01 11:51:00 SPL Sample ID: 01010344-03

Site: 7-0238,19802889

Analyses/Method	Result	Rep.Limit	Dil. Factor	QUAL	Date Analyzed	Analyst	Seq. #
GASOLINE RANGE ORGANICS			MCL	CA GRO	Units: mg/Kg		
Gasoline Range Organics	ND	10	10		01/17/01 8:30	TM	533415
Surr: 1,4-Difluorobenzene	97.2	% 72-153	10		01/17/01 8:30	TM	533415
Surr: 4-Bromofluorobenzene	160MI	% 51-149	10		01/17/01 8:30	TM	533415
PURGEABLE AROMATICS			MCL	SW8021B	Units: mg/Kg		
Benzene	ND	0.01	10		01/17/01 8:30	TM	533405
Ethylbenzene	0.023	0.01	10		01/17/01 8:30	TM	533405
Methyl tert-butyl ether	1.9	0.01	10		01/17/01 8:30	TM	533405
Toluene	ND	0.01	10		01/17/01 8:30	TM	533405
m,p-Xylene	0.013	0.01	10		01/17/01 8:30	TM	533405
o-Xylene	0.033	0.01	10		01/17/01 8:30	TM	533405
Xylenes, Total	0.046	0.01	10		01/17/01 8:30	TM	533405
Surr: 1,4-Difluorobenzene	103	% 59-127	10		01/17/01 8:30	TM	533405
Surr: 4-Bromofluorobenzene	115	% 48-156	10		01/17/01 8:30	TM	533405

Sonia West

West, Sonia
 Project Manager

Qualifiers: ND/U - Not Detected at the Reporting Limit
 B - Analyte detected in the associated Method Blank
 * - Surrogate Recovery Outside Advisable QC Limits
 J - Estimated Value between MDL and PQL

>MCL - Result Over Maximum Contamination Limit(MCL)
 D - Surrogate Recovery Unreportable due to Dilution
 MI - Matrix Interference

Quality Control Documentation



Quality Control Report

EXXON Company U.S.A.

229304x

Analysis: Purgeable Aromatics
Method: SW8021B

WorkOrder: 01010344
Lab Batch ID: R27799

Method Blank

Samples in Analytical Batch:

RunID: VARE_010116A-533390 Units: ug/Kg
Analysis Date: 01/17/2001 1:59 Analyst: TM

Lab Sample ID Client Sample ID
01010344-02A S-5-VP1
01010344-03A S-5-VP2

Analyte	Result	Rep Limit
Benzene	ND	1.0
Ethylbenzene	ND	1.0
Methyl tert-butyl ether	ND	1.0
Toluene	ND	1.0
m,p-Xylene	ND	1.0
o-Xylene	ND	1.0
Xylenes, Total	ND	1.0
Surr: 1,4-Difluorobenzene	105.3	59-127
Surr: 4-Bromofluorobenzene	86.7	48-156

Laboratory Control Sample (LCS)

RunID: VARE_010116A-533387 Units: ug/Kg
Analysis Date: 01/16/2001 11:09 Analyst: TM

Analyte	Spike Added	Result	Percent Recovery	Lower Limit	Upper Limit
Benzene	50	56	112	60	116
Ethylbenzene	50	57	114	68	127
Methyl tert-butyl ether	50	55	111	64	126
Toluene	50	57	114	64	122
m,p-Xylene	100	110	113	68	129
o-Xylene	50	56	112	68	127
Xylenes, Total	150	166	111	68	129

Matrix Spike (MS) / Matrix Spike Duplicate (MSD)

Sample Spiked: 01010359-01
RunID: VARE_010116A-533388 Units: ug/Kg
Analysis Date: 01/17/2001 0:08 Analyst: TM

Analyte	Sample Result	MS Spike Added	MS Result	MS % Recovery	MSD Spike Added	MSD Result	MSD % Recovery	RPD	RPD Limit	Low Limit	High Limit
Benzene	ND	20	22	111	20	22	109	1.99	34	35	139
Ethylbenzene	ND	20	20	101	20	20	102	0.913	35	31	137
Methyl tert-butyl ether	ND	20	22	109	20	23	115	5.15	22	27	196

Qualifiers: ND/U - Not Detected at the Reporting Limit MI - Matrix Interference
B - Analyte detected in the associated Method Blank D - Recovery Unreportable due to Dilution
J - Estimated value between MDL and PQL * - Recovery Outside Advisable QC Limits

The percent recoveries for QC samples are correct as reported. Due to significant figures and rounding, the reported RPD may differ from the displayed RPD values but is correct as reported.



HOUSTON LABORATORY
 8880 INTERCHANGE DRIVE
 HOUSTON, TEXAS 77054
 (713) 660-0901

Quality Control Report
 EXXON Company U.S.A.
 229304x

Analysis: Purgeable Aromatics
 Method: SW8021B

WorkOrder: 01010344
 Lab Batch ID: R27799

Matrix Spike (MS) / Matrix Spike Duplicate (MSD)

Sample Spiked: 01010359-01
 RunID: VARE_010116A-533388 Units: ug/Kg
 Analysis Date: 01/17/2001 0:08 Analyst: TM

Analyte	Sample Result	MS Spike Added	MS Result	MS % Recovery	MSD Spike Added	MSD Result	MSD % Recovery	RPD	RPD Limit	Low Limit	High Limit
luene	ND	20	21	105	20	21	105	0.143	28	31	137
p-Xylene	ND	40	41	103	40	41	104	1.18	38	19	144
lylene	ND	20	21	104	20	21	106	1.87	57	25	139
lenes, Total	ND	60	62	103	60	62	103	0	38	19	144

Qualifiers: ND/U - Not Detected at the Reporting Limit MI - Matrix Interference
 B - Analyte detected in the associated Method Blank D - Recovery Unreportable due to Dilution
 J - Estimated value between MDL and PQL * - Recovery Outside Advisable QC Limits

The percent recoveries for QC samples are correct as reported. Due to significant figures and rounding, the reported RPD may differ from the displayed RPD values but is correct as reported.



Quality Control Report
 EXXON Company U.S.A.
 229304x

Analysis: Gasoline Range Organics
 Method: CA_GRO

WorkOrder: 01010344
 Lab Batch ID: R27800

Method Blank

Samples in Analytical Batch:

RunID: VARE_010116B-533412 Units: mg/Kg
 Analysis Date: 01/17/2001 1:59 Analyst: TM

Lab Sample ID	Client Sample ID
01010344-02A	S-5-VP1
01010344-03A	S-5-VP2

Analyte	Result	Rep Limit
Gasoline Range Organics	ND	1.0
Surr: 1,4-Difluorobenzene	103.0	72-153
Surr: 4-Bromofluorobenzene	109.7	51-149

Laboratory Control Sample (LCS)

RunID: VARE_010116B-533409 Units: mg/Kg
 Analysis Date: 01/16/2001 12:33 Analyst: TM

Analyte	Spike Added	Result	Percent Recovery	Lower Limit	Upper Limit
Gasoline Range Organics	1	0.92	92	53	137

Matrix Spike (MS) / Matrix Spike Duplicate (MSD)

Sample Spiked: 01010359-01
 RunID: VARE_010116B-533410 Units: mg/Kg
 Analysis Date: 01/17/2001 1:04 Analyst: TM

Analyte	Sample Result	MS Spike Added	MS Result	MS % Recovery	MSD Spike Added	MSD Result	MSD % Recovery	RPD	RPD Limit	Low Limit	High Limit
Gasoline Range Organics	ND	0.9	0.85	94.0	0.9	0.84	93.2	0.879	50	36	163

Qualifiers: ND/U - Not Detected at the Reporting Limit MI - Matrix Interference
 B - Analyte detected in the associated Method Blank D - Recovery Unreportable due to Dilution
 J - Estimated value between MDL and PQL * - Recovery Outside Advisable QC Limits

The percent recoveries for QC samples are correct as reported. Due to significant figures and rounding, the reported RPD may differ from the displayed RPD values but is correct as reported.



Quality Control Report

EXXON Company U.S.A.

229304x

Analysis: Purgeable Aromatics
 Method: SW8021B

WorkOrder: 01010344
 Lab Batch ID: R27915

Method Blank

Samples in Analytical Batch:

RunID: VARE_010118B-534952 Units: ug/Kg
 Analysis Date: 01/18/2001 22:34 Analyst: TM

Lab Sample ID: 01010344-01A
 Client Sample ID: SP1-(1-4)-COMP

Analyte	Result	Rep Limit
Benzene	ND	1.0
Ethylbenzene	ND	1.0
Methyl tert-butyl ether	ND	1.0
Toluene	ND	1.0
m,p-Xylene	ND	1.0
o-Xylene	ND	1.0
Xylenes, Total	ND	1.0
Surr: 1,4-Difluorobenzene	103.7	59-127
Surr: 4-Bromofluorobenzene	84.6	48-156

Laboratory Control Sample (LCS)

RunID: VARE_010118B-534949 Units: ug/Kg
 Analysis Date: 01/18/2001 21:11 Analyst: TM

Analyte	Spike Added	Result	Percent Recovery	Lower Limit	Upper Limit
Benzene	50	58	115	60	116
Ethylbenzene	50	57	114	68	127
Methyl tert-butyl ether	50	56	112	64	126
Toluene	50	58	117	64	122
m,p-Xylene	100	110	113	68	129
o-Xylene	50	57	114	68	127
Xylenes, Total	150	167	111	68	129

Matrix Spike (MS) / Matrix Spike Duplicate (MSD)

Sample Spiked: 01010466-02
 RunID: VARE_010118B-534950 Units: ug/Kg
 Analysis Date: 01/18/2001 21:39 Analyst: TM

Analyte	Sample Result	MS Spike Added	MS Result	MS % Recovery	MSD Spike Added	MSD Result	MSD % Recovery	RPD	RPD Limit	Low Limit	High Limit
Benzene	ND	20	24	121	20	21	107	12.2	34	35	139
Ethylbenzene	ND	20	21	106	20	20	99.8	6.19	35	31	137
Methyl tert-butyl ether	ND	20	23	116	20	21	105	9.59	22	27	196

Qualifiers: ND/U - Not Detected at the Reporting Limit MI - Matrix Interference
 B - Analyte detected in the associated Method Blank D - Recovery Unreportable due to Dilution
 J - Estimated value between MDL and PQL * - Recovery Outside Advisable QC Limits

The percent recoveries for QC samples are correct as reported. Due to significant figures and rounding, the reported RPD may differ from the displayed RPD values but is correct as reported.



Quality Control Report

EXXON Company U.S.A.

229304x

Analysis: Purgeable Aromatics
 Method: SW8021B

WorkOrder: 01010344
 Lab Batch ID: R27915

Matrix Spike (MS) / Matrix Spike Duplicate (MSD)

Sample Spiked: 01010466-02
 RunID: VARE_010118B-534950 Units: ug/Kg
 Analysis Date: 01/18/2001 21:39 Analyst: TM

Analyte	Sample Result	MS Spike Added	MS Result	MS % Recovery	MSD Spike Added	MSD Result	MSD % Recovery	RPD	RPD Limit	Low Limit	High Limit
Benzene	ND	20	23	114	20	21	103	9.88	28	31	137
m-Xylene	ND	40	43	108	40	42	105	2.36	38	19	144
p-Xylene	ND	20	22	109	20	21	102	7.06	57	25	139
Aromatics, Total	ND	60	65	108	60	63	105	3.12	38	19	144

Qualifiers: ND/U - Not Detected at the Reporting Limit MI - Matrix Interference
 B - Analyte detected in the associated Method Blank D - Recovery Unreportable due to Dilution
 J - Estimated value between MDL and PQL * - Recovery Outside Advisable QC Limits

The percent recoveries for QC samples are correct as reported. Due to significant figures and rounding, the reported RPD may differ from the displayed RPD values but is correct as reported.



HOUSTON LABORATORY
 8880 INTERCHANGE DRIVE
 HOUSTON, TEXAS 77054
 (713) 660-0901

Quality Control Report
 EXXON Company U.S.A.
 229304x

Analysis: Gasoline Range Organics
 Method: CA_GRO

WorkOrder: 01010344
 Lab Batch ID: R27994

Method Blank

Samples in Analytical Batch:

RunID: VARE_010119B-536261 Units: mg/Kg
 Analysis Date: 01/19/2001 17:43 Analyst: TM

Lab Sample ID Client Sample ID
 01010344-01A SP1-(1-4)-COMP

Analyte	Result	Rep Limit
Gasoline Range Organics	ND	1.0
Surr: 1,4-Difluorobenzene	100.7	72-153
Surr: 4-Bromofluorobenzene	109.3	51-149

Laboratory Control Sample (LCS)

RunID: VARE_010119B-536258 Units: mg/Kg
 Analysis Date: 01/19/2001 16:20 Analyst: TM

Analyte	Spike Added	Result	Percent Recovery	Lower Limit	Upper Limit
Gasoline Range Organics	1	0.86	86	53	137

Matrix Spike (MS) / Matrix Spike Duplicate (MSD)

Sample Spiked: 01010377-01
 RunID: VARE_010119B-536259 Units: mg/Kg-dry
 Analysis Date: 01/19/2001 16:48 Analyst: TM

Analyte	Sample Result	MS Spike Added	MS Result	MS % Recovery	MSD Spike Added	MSD Result	MSD % Recovery	RPD	RPD Limit	Low Limit	High Limit
Gasoline Range Organics	ND	475	450	94.6	475	510	108	12.8	50	36	163

Qualifiers: ND/U - Not Detected at the Reporting Limit MI - Matrix Interference
 B - Analyte detected in the associated Method Blank D - Recovery Unreportable due to Dilution
 J - Estimated value between MDL and PQL * - Recovery Outside Advisable QC Limits

The percent recoveries for QC samples are correct as reported. Due to significant figures and rounding, the reported RPD may differ from the displayed RPD values but is correct as reported.



Quality Control Report
 EXXON Company U.S.A.
 229304x

Analysis: Metals by Method 6010B, Total
 Method: SW6010B

WorkOrder: 01010344
 Lab Batch ID: 9654-T

Method Blank

Samples in Analytical Batch:

RunID: TJAT_010116A-532644 Units: mg/Kg
 Analysis Date: 01/16/2001 15:03 Analyst: EG
 Preparation Date: 01/16/2001 9:35 Prep By: R_T Method SW3050B

Lab Sample ID: 01010344-01A
 Client Sample ID: SP1-(1-4)-COMP

Analyte	Result	Rep Limit
Lead	ND	0.5

Laboratory Control Sample (LCS)

RunID: TJAT_010116A-532645 Units: mg/Kg
 Analysis Date: 01/16/2001 15:09 Analyst: EG
 Preparation Date: 01/16/2001 9:35 Prep By: R_T Method SW3050B

Analyte	Spike Added	Result	Percent Recovery	Lower Limit	Upper Limit
Lead	119	112	N/A	90.9	148

Post Digestion Spike (PDS) / Post Digestion Spike Duplicate (PDSD)

Sample Spiked: 01010362-02
 RunID: TJAT_010116A-532654 Units: mg/Kg
 Analysis Date: 01/16/2001 15:44 Analyst: EG

Analyte	Sample Result	PDS Spike Added	PDS Result	PDS % Recovery	PDSD Spike Added	PDSD Result	PDSD % Recovery	RPD	RPD Limit	Low Limit	High Limit
Lead	3.69	100	94.5	90.8	100	109	106	15.1	20	75	125

Matrix Spike (MS) / Matrix Spike Duplicate (MSD)

Sample Spiked: 01010362-02
 RunID: TJAT_010116A-532649 Units: mg/Kg
 Analysis Date: 01/16/2001 15:25 Analyst: EG
 Preparation Date: 01/16/2001 9:35 Prep By: R_T Method SW3050B

Analyte	Sample Result	MS Spike Added	MS Result	MS % Recovery	MSD Spike Added	MSD Result	MSD % Recovery	RPD	RPD Limit	Low Limit	High Limit
Lead	3.7	100	56.4	52.7 *	100	59.2	55.5 *	5.22	20	75	125

Qualifiers: ND/U - Not Detected at the Reporting Limit MI - Matrix Interference
 B - Analyte detected in the associated Method Blank D - Recovery Unreportable due to Dilution
 J - Estimated value between MDL and PQL * - Recovery Outside Advisable QC Limits

The percent recoveries for QC samples are correct as reported. Due to significant figures and rounding, the reported RPD may differ from the displayed RPD values but is correct as reported.

*Sample Receipt Checklist
And
Chain of Custody*

EXXON COMPANY, USA.

(West Coast)

CHAIN OF CUSTODY RECORD NO. _____ Page _____ of _____

Exxon Engineer: Darin Rouse Phone: (925) 246-8768
 Consultant Co. Name: Environmental Resolutions, Inc. Contact: Jim Chappell
 Address: 73 Digital Drive Suite 100 Fax: (415) 382-1856
Novato, California, 94903
 RAS #: 7-0238 Facility/State ID # (TN Only): _____
 AFE # (Terminal Only): _____ Consultant Project #: 229304X
 Location: 2200 East 12th Street (City) Oakland (State) CA
 EE C&M SDT
 Consultant Work Release #: 19802889
 Sampled By: Tom Cwik

ANALYSIS REQUEST: (CHECK APPROPRIATE BOX)

OTHER

NO. OF CONTAINERS	CONTAINER SIZE	TPH/GC 8015 GRO <input checked="" type="checkbox"/> 8015 DRO <input type="checkbox"/>	BTEX 8020 <input checked="" type="checkbox"/> 802 <input type="checkbox"/>	MTBE 8020 <input checked="" type="checkbox"/> 8260 <input type="checkbox"/>	OXYGENATES (7) 8260 <input type="checkbox"/>	O&G IR 413.1 <input type="checkbox"/> GRAV. 413.2 <input type="checkbox"/>	VOL. 8260 <input type="checkbox"/> 624 <input type="checkbox"/>	SEMI-VOL 8270 <input type="checkbox"/> 825 <input type="checkbox"/>	PHN/PAH 8100 <input type="checkbox"/> 8310 <input type="checkbox"/> 8270 <input type="checkbox"/>	PCB/PEST 80818082 <input type="checkbox"/> PCB ONLY <input type="checkbox"/>	TOLP FULL <input type="checkbox"/> VOA <input type="checkbox"/> SEMI-VOA <input type="checkbox"/> PEST <input type="checkbox"/> HERB <input type="checkbox"/>	METALS, TOTAL <input type="checkbox"/> METALS, TCLP <input type="checkbox"/>	LEAD, TOTAL 239.1 <input type="checkbox"/> 7421 <input type="checkbox"/> LEAD, TCLP <input type="checkbox"/>	LEAD DISSOLVED <input type="checkbox"/> LEAD TOTAL <input checked="" type="checkbox"/> <u>8010</u>	REACTIVITY <input type="checkbox"/> CORROSIVITY <input type="checkbox"/> FLASH POINT <input type="checkbox"/>	PURGEABLE HYDROCARBON 8010 <input type="checkbox"/> 801 <input type="checkbox"/>	TPH/IR 418.1 <input type="checkbox"/>	TOX/TOH <input type="checkbox"/>		
		4	skate	✓	✓	✓									✓					
		1	skate	✓	✓	✓														
		1	skate	✓	✓	✓														

SAMPLE I.D.	DATE	TIME	COMP.	GRAB	MATRIX			OTHER	PRESERVATIVE
					H ₂ O	SOIL	AIR		
SPI-(1-4)	1-11-01	13:40	✓		✓			ice	
S-5-VPI		10:15		✓	✓			ice	
S-5-VP2		11:51		✓	✓			ice	

TAT
 24 HR. _____ * 72 HR. _____ *
 48 HR. _____ * 96 HR. _____ *
 8 Business *Contact US Prior to Sending Sample
 Other _____

**EXXON UST
CONTRACT NO.
C41483**

SPECIAL DETECTION LIMITS (Specify)

SPECIAL REPORTING REQUIREMENTS (Specify)
 PDF EDD
 FAX FAX C-O-C W/REPORT

REMARKS:
Composite SPI-(1-4) 40

LAB USE ONLY Lot # _____ Storage Location _____
50 100
 WORK ORDER #: 01010344 LAB WORK RELEASE #: _____

CUSTODY RECORD

Relinquished By Sampler: <u>Tom Cwik</u>	Date <u>1-12-01</u>	Time <u>10:45</u>	Received By:
Relinquished:	Date	Time	Received By:
Relinquished:	Date	Time	Received By: <u>D'Anne Kelly</u> Way Bill #: _____ Cooler Temp: <u>1/15/01 1000</u>



HOUSTON LABORATORY
8880 INTERCHANGE DRIVE
HOUSTON, TEXAS 77054
(713) 660-0901

Sample Receipt Checklist

Workorder: 01010344
Date and Time Received: 1/15/01 10:00:00 AM
Temperature: 4

Received by: Stelly, D'Anna
Carrier name: FedEx

- | | | | |
|---|---|--|---|
| Shipping container/cooler in good condition? | Yes <input checked="" type="checkbox"/> | No <input type="checkbox"/> | Not Present <input type="checkbox"/> |
| Custody seals intact on shipping container/cooler? | Yes <input type="checkbox"/> | No <input type="checkbox"/> | Not Present <input checked="" type="checkbox"/> |
| Custody seals intact on sample bottles? | Yes <input type="checkbox"/> | No <input type="checkbox"/> | Not Present <input checked="" type="checkbox"/> |
| Chain of custody present? | Yes <input checked="" type="checkbox"/> | No <input type="checkbox"/> | |
| Chain of custody signed when relinquished and received? | Yes <input checked="" type="checkbox"/> | No <input type="checkbox"/> | |
| Chain of custody agrees with sample labels? | Yes <input checked="" type="checkbox"/> | No <input type="checkbox"/> | |
| Samples in proper container/bottle? | Yes <input checked="" type="checkbox"/> | No <input type="checkbox"/> | |
| Sample containers intact? | Yes <input checked="" type="checkbox"/> | No <input type="checkbox"/> | |
| Sufficient sample volume for indicated test? | Yes <input checked="" type="checkbox"/> | No <input type="checkbox"/> | |
| All samples received within holding time? | Yes <input checked="" type="checkbox"/> | No <input type="checkbox"/> | |
| Container/Temp Blank temperature in compliance? | Yes <input checked="" type="checkbox"/> | No <input type="checkbox"/> | |
| Water - VOA vials have zero headspace? | Yes <input type="checkbox"/> | No <input type="checkbox"/> | Not Present <input checked="" type="checkbox"/> |
| Water - pH acceptable upon receipt? | Yes <input type="checkbox"/> | No <input checked="" type="checkbox"/> | |



ERI
73 Digital Dr. Suite 100
Novato CA, 94949

Project: Exxon
Project Number: 229305X/7-0238
Project Manager: Scott Thompson

Reported:
03/20/01 12:12

Total Petroleum Hydrocarbons as Gasoline and BTEX by EPA 8015M/8020M
Sequoia Analytical - Petaluma

Analyte	Result	Reporting Limit	Units	Dilution	Batch	Prepared	Analyzed	Method	Notes
---------	--------	-----------------	-------	----------	-------	----------	----------	--------	-------

W-INF (P103301-01) Water Sampled: 03/12/01 23:30 Received: 03/13/01 17:55

Gasoline	3550	500	ug/l	10	1030330	03/14/01	03/14/01	EPA 8015M/8020M	
Benzene	586	5.00	"	"	"	"	"	"	
Toluene	18.9	5.00	"	"	"	"	"	"	
Ethylbenzene	114	5.00	"	"	"	"	"	"	
Xylenes (total)	127	5.00	"	"	"	"	"	"	
Surrogate: <i>a,a,a</i> -Trifluorotoluene		108 %		65-135	"	"	"	"	
Surrogate: 4-Bromofluorobenzene		96.3 %		65-135	"	"	"	"	

W-EFF (P103301-02) Water Sampled: 03/12/01 23:50 Received: 03/13/01 17:55

Gasoline	ND	50.0	ug/l	1	1030330	03/14/01	03/14/01	EPA 8015M/8020M	
Benzene	ND	0.500	"	"	"	"	"	"	
Toluene	ND	0.500	"	"	"	"	"	"	
Ethylbenzene	ND	0.500	"	"	"	"	"	"	
Xylenes (total)	ND	0.500	"	"	"	"	"	"	
Surrogate: <i>a,a,a</i> -Trifluorotoluene		107 %		65-135	"	"	"	"	
Surrogate: 4-Bromofluorobenzene		98.3 %		65-135	"	"	"	"	





ERI
73 Digital Dr. Suite 100
Novato CA, 94949

Project: Exxon
Project Number: 229305X/7-0238
Project Manager: Scott Thompson

Reported:
03/20/01 12:12

Total Petroleum Hydrocarbons as Diesel & others by EPA 8015M
Sequoia Analytical - Petaluma

analyte	Result	Reporting Limit	Units	Dilution	Batch	Prepared	Analyzed	Method	Notes
V-INF (P103301-01) Water Sampled: 03/12/01 23:30 Received: 03/13/01 17:55									
Diesel (C10-C24)	3220	50.0	ug/l	1	1030325	03/14/01	03/14/01	EPA 8015M-SVOA	D-08
surrogate: <i>o</i> -Terphenyl		111 %	50-150		"	"	"	"	
V-EFF (P103301-02) Water Sampled: 03/12/01 23:50 Received: 03/13/01 17:55									
Diesel (C10-C24)	ND	50.0	ug/l	1	1030325	03/14/01	03/14/01	EPA 8015M-SVOA	
surrogate: <i>o</i> -Terphenyl		106 %	50-150		"	"	"	"	





ERI
 73 Digital Dr. Suite 100
 Novato CA, 94949

Project: Exxon
 Project Number: 229305X/7-0238
 Project Manager: Scott Thompson

Reported:
 03/20/01 12:12

Total Metals by EPA 6000/7000 Series Methods Sequoia Analytical - Petaluma

Analyte	Result	Reporting Limit	Units	Dilution	Batch	Prepared	Analyzed	Method	Notes
-INF (P103301-01) Water Sampled: 03/12/01 23:30 Received: 03/13/01 17:55									
silver	ND	7.00	ug/l	1	1030332	03/14/01	03/14/01	EPA 6010B	
arsenic	ND	100	"	"	"	"	"	"	
beryllium	ND	1.00	"	"	"	"	"	"	
cadmium	ND	10.0	"	"	"	"	"	"	
chromium	ND	10.0	"	"	"	"	03/14/01	"	
copper	10.0	10.0	"	"	"	"	03/14/01	"	
mercury	ND	0.200	"	"	1030333	03/14/01	03/14/01	EPA 7470A	
nickel	63.1	30.0	"	"	1030332	03/14/01	03/14/01	EPA 6010B	
lead	ND	75.0	"	"	"	"	"	"	
antimony	ND	60.0	"	"	"	"	"	"	
selenium	ND	100	"	"	"	"	"	"	
thallium	ND	100	"	"	"	"	"	"	
zinc	42.8	20.0	"	"	"	"	"	"	

-EFF (P103301-02) Water Sampled: 03/12/01 23:50 Received: 03/13/01 17:55									
silver	ND	7.00	ug/l	1	1030332	03/14/01	03/14/01	EPA 6010B	
arsenic	ND	100	"	"	"	"	"	"	
beryllium	ND	1.00	"	"	"	"	"	"	
cadmium	ND	10.0	"	"	"	"	"	"	
chromium	ND	10.0	"	"	"	"	03/14/01	"	
copper	ND	10.0	"	"	"	"	03/14/01	"	
mercury	ND	0.200	"	"	1030333	03/14/01	03/14/01	EPA 7470A	
nickel	ND	30.0	"	"	1030332	03/14/01	03/14/01	EPA 6010B	
lead	ND	75.0	"	"	"	"	"	"	
antimony	ND	60.0	"	"	"	"	"	"	
selenium	ND	100	"	"	"	"	"	"	
thallium	ND	100	"	"	"	"	"	"	
zinc	ND	20.0	"	"	"	"	"	"	





ERI
 73 Digital Dr. Suite 100
 Novato CA, 94949

Project: Exxon
 Project Number: 229305X/7-0238
 Project Manager: Scott Thompson

Reported:
 03/20/01 12:12

Purgeable Halocarbons by EPA Method 601 Sequoia Analytical - Petaluma

Analyte	Result	Reporting Limit	Units	Dilution	Batch	Prepared	Analyzed	Method	Notes
V-INF (P103301-01) Water Sampled: 03/12/01 23:30 Received: 03/13/01 17:55									
Bromodichloromethane	ND	25.0	ug/l	50	1030337	03/14/01	03/14/01	EPA 601	
Bromoform	ND	30.0	"	"	"	"	"	"	
Bromomethane	ND	177	"	"	"	"	"	"	
Carbon tetrachloride	ND	25.0	"	"	"	"	"	"	
Chlorobenzene	ND	35.0	"	"	"	"	"	"	
Chloroethane	ND	78.0	"	"	"	"	"	"	
-Chloroethylvinyl ether	ND	250	"	"	"	"	"	"	
Chloroform	ND	25.0	"	"	"	"	"	"	
Chloromethane	ND	25.0	"	"	"	"	"	"	
Dibromochloromethane	ND	25.0	"	"	"	"	"	"	
,2-Dichlorobenzene	ND	50.0	"	"	"	"	"	"	
,3-Dichlorobenzene	ND	50.0	"	"	"	"	"	"	
,4-Dichlorobenzene	ND	50.0	"	"	"	"	"	"	
Dichlorodifluoromethane	ND	271	"	"	"	"	"	"	
,1-Dichloroethane	ND	25.0	"	"	"	"	"	"	
,2-Dichloroethane	ND	25.0	"	"	"	"	"	"	
,1-Dichloroethene	ND	50.0	"	"	"	"	"	"	
is-1,2-Dichloroethene	ND	25.0	"	"	"	"	"	"	
rans-1,2-Dichloroethene	ND	25.0	"	"	"	"	"	"	
,2-Dichloropropane	ND	25.0	"	"	"	"	"	"	
is-1,3-Dichloropropene	ND	51.0	"	"	"	"	"	"	
rans-1,3-Dichloropropene	ND	30.0	"	"	"	"	"	"	
Peron 113	ND	250	"	"	"	"	"	"	
Ethylene chloride	ND	100	"	"	"	"	"	"	
,1,2,2-Tetrachloroethane	ND	25.0	"	"	"	"	"	"	
Tetrachloroethene	ND	25.0	"	"	"	"	"	"	
,1,2-Trichloroethane	ND	25.0	"	"	"	"	"	"	
,1,1-Trichloroethane	ND	30.0	"	"	"	"	"	"	
Trichloroethene	ND	25.0	"	"	"	"	"	"	
Trichlorofluoromethane	ND	250	"	"	"	"	"	"	
Vinyl chloride	ND	27.0	"	"	"	"	"	"	
Surrogate: Bromochloromethane		110 %	65-135	"	"	"	"	"	
Surrogate: 1,4-Dichlorobutane		116 %	65-135	"	"	"	"	"	





ERI
 73 Digital Dr. Suite 100
 Novato CA, 94949

Project: Exxon
 Project Number: 229305X/7-0238
 Project Manager: Scott Thompson

Reported:
 03/20/01 12:12

Purgeable Halocarbons by EPA Method 601 Sequoia Analytical - Petaluma

Analyte	Result	Reporting Limit	Units	Dilution	Batch	Prepared	Analyzed	Method	Notes
V-EFF (P103301-02) Water Sampled: 03/12/01 23:50 Received: 03/13/01 17:55									
Bromodichloromethane	ND	0.500	ug/l	1	1030337	03/14/01	03/14/01	EPA 601	
Bromoform	ND	0.600	"	"	"	"	"	"	
Bromomethane	ND	3.54	"	"	"	"	"	"	
Carbon tetrachloride	ND	0.500	"	"	"	"	"	"	
Chlorobenzene	ND	0.700	"	"	"	"	"	"	
Chloroethane	ND	1.56	"	"	"	"	"	"	
1-Chloroethylvinyl ether	ND	5.00	"	"	"	"	"	"	
Chloroform	ND	0.500	"	"	"	"	"	"	
Chloromethane	ND	0.500	"	"	"	"	"	"	
Bromochloromethane	ND	0.500	"	"	"	"	"	"	
1,2-Dichlorobenzene	ND	1.00	"	"	"	"	"	"	
1,3-Dichlorobenzene	ND	1.00	"	"	"	"	"	"	
1,4-Dichlorobenzene	ND	1.00	"	"	"	"	"	"	
Dichlorodifluoromethane	ND	5.43	"	"	"	"	"	"	
1,1-Dichloroethane	ND	0.500	"	"	"	"	"	"	
1,2-Dichloroethane	ND	0.500	"	"	"	"	"	"	
1,1-Dichloroethene	ND	1.00	"	"	"	"	"	"	
trans-1,2-Dichloroethene	ND	0.500	"	"	"	"	"	"	
cis-1,2-Dichloroethene	ND	0.500	"	"	"	"	"	"	
1,2-Dichloropropane	ND	0.500	"	"	"	"	"	"	
trans-1,3-Dichloropropene	ND	1.02	"	"	"	"	"	"	
cis-1,3-Dichloropropene	ND	0.600	"	"	"	"	"	"	
Perchloron 113	ND	5.00	"	"	"	"	"	"	
Methylene chloride	ND	2.00	"	"	"	"	"	"	
1,1,2,2-Tetrachloroethane	ND	0.500	"	"	"	"	"	"	
Tetrachloroethene	ND	0.500	"	"	"	"	"	"	
1,1,2-Trichloroethane	ND	0.500	"	"	"	"	"	"	
1,1,1-Trichloroethane	ND	0.600	"	"	"	"	"	"	
Trichloroethene	ND	0.500	"	"	"	"	"	"	
Trichlorofluoromethane	ND	5.00	"	"	"	"	"	"	
Vinyl chloride	ND	0.540	"	"	"	"	"	"	
Surrogate: Bromochloromethane		110 %	65-135		"	"	"	"	
Surrogate: 1,4-Dichlorobutane		111 %	65-135		"	"	"	"	






Sequoia Analytical

1455 McDowell Blvd. North, Ste. D
Petaluma, CA 94954
(707) 792-1865
FAX (707) 792-0342
www.sequoialabs.com

March 20, 2001



Scott Thompson
ERI
73 Digital Drive Suite 100
Novato, CA 94949

Re: Exxon/P103301

Enclosed are the results of analyses for samples received by the laboratory on 3/13/01. I have included the results of the aquatic bioassay at the end of this report. If you have any questions concerning this report, please feel free to contact me.

Sincerely,

Angelee Cari
Client Services Representative

CA ELAP Certificate Number 2374





ERI
73 Digital Dr. Suite 100
Novato CA, 94949

Project: Exxon
Project Number: 229305X/7-0238
Project Manager: Scott Thompson

Reported:
03/20/01 12:12

**Purgeable Aromatics by EPA Method 602
Sequoia Analytical - Petaluma**

analyte	Result	Reporting Limit	Units	Dilution	Batch	Prepared	Analyzed	Method	Notes
V-INF (P103301-01) Water Sampled: 03/12/01 23:30 Received: 03/13/01 17:55									
benzene	495	30.0	ug/l	50	1030337	03/14/01	03/14/01	EPA 602	
chlorobenzene	ND	35.0	"	"	"	"	"	"	
1,2-Dichlorobenzene	ND	50.0	"	"	"	"	"	"	
1,3-Dichlorobenzene	ND	50.0	"	"	"	"	"	"	
1,4-Dichlorobenzene	ND	50.0	"	"	"	"	"	"	
ethylbenzene	87.6	30.0	"	"	"	"	"	"	
toluene	ND	30.0	"	"	"	"	"	"	
xylenes (total)	101	60.0	"	"	"	"	"	"	
<i> surrogate: a,a,a-Trifluorotoluene</i>		114 %	65-135	"	"	"	"	"	
V-EFF (P103301-02) Water Sampled: 03/12/01 23:50 Received: 03/13/01 17:55									
benzene	ND	0.600	ug/l	1	1030337	03/14/01	03/14/01	EPA 602	
chlorobenzene	ND	0.700	"	"	"	"	"	"	
1,2-Dichlorobenzene	ND	1.00	"	"	"	"	"	"	
1,3-Dichlorobenzene	ND	1.00	"	"	"	"	"	"	
1,4-Dichlorobenzene	ND	1.00	"	"	"	"	"	"	
ethylbenzene	ND	0.600	"	"	"	"	"	"	
toluene	ND	0.600	"	"	"	"	"	"	
xylenes (total)	ND	1.20	"	"	"	"	"	"	
<i> surrogate: a,a,a-Trifluorotoluene</i>		113 %	65-135	"	"	"	"	"	





ERI
 73 Digital Dr. Suite 100
 Novato CA, 94949

Project: Exxon
 Project Number: 229305X/7-0238
 Project Manager: Scott Thompson

Reported:
 03/20/01 12:12

Organochlorine Pesticides and PCBs by EPA Method 608
Sequoia Analytical - Petaluma

Analyte	Result	Reporting Limit	Units	Dilution	Batch	Prepared	Analyzed	Method	Notes
V-INF (P103301-01) Water Sampled: 03/12/01 23:30 Received: 03/13/01 17:55									
ldrin	ND	0.0400	ug/l	1	1030326	03/14/01	03/14/01	EPA 608	
lpha-BHC	ND	0.0300	"	"	"	"	"	"	
eta-BHC	ND	0.0600	"	"	"	"	"	"	
elta-BHC	ND	0.0900	"	"	"	"	"	"	
amma-BHC (Lindane)	ND	0.0400	"	"	"	"	"	"	
hlordane (tech)	ND	1.00	"	"	"	"	"	"	
,4'-DDD	ND	0.110	"	"	"	"	"	"	
,4'-DDE	ND	0.0400	"	"	"	"	"	"	
,4'-DDT	ND	0.120	"	"	"	"	"	"	
ieldrin	ND	0.0200	"	"	"	"	"	"	
ndosulfan I	ND	0.140	"	"	"	"	"	"	
ndosulfan II	ND	0.0400	"	"	"	"	"	"	
ndosulfan sulfate	ND	0.660	"	"	"	"	"	"	
ndrin	ND	0.0600	"	"	"	"	"	"	
ndrin aldehyde	ND	0.230	"	"	"	"	"	"	
leptachlor	ND	0.0300	"	"	"	"	"	"	
leptachlor epoxide	ND	0.830	"	"	"	"	"	"	
lethoxychlor	ND	1.76	"	"	"	"	"	"	
oxaphene	ND	1.00	"	"	"	"	"	"	
CB-1016	ND	1.00	"	"	"	"	03/14/01	"	C-01
CB-1221	ND	1.00	"	"	"	"	"	"	C-01
CB-1232	ND	1.00	"	"	"	"	"	"	C-01
CB-1242	ND	1.00	"	"	"	"	"	"	C-01
CB-1248	ND	1.00	"	"	"	"	"	"	C-01
CB-1254	ND	1.00	"	"	"	"	"	"	C-01
CB-1260	ND	1.00	"	"	"	"	"	"	C-01
surrogate: Tetrachloro-meta-xylene		108 %		10.3-119	"	"	03/14/01	"	
surrogate: Decachlorobiphenyl		73.0 %		10-139	"	"	03/14/01	"	C-01

Sequoia Analytical - Petaluma

The results in this report apply to the samples analyzed in accordance with the chain of custody document. This analytical report must be reproduced in its entirety.





ERI
73 Digital Dr. Suite 100
Novato CA, 94949

Project: Exxon
Project Number: 229305X/7-0238
Project Manager: Scott Thompson

Reported:
03/20/01 12:12

Organochlorine Pesticides and PCBs by EPA Method 608
Sequoia Analytical - Petaluma

Analyte	Result	Reporting		Units	Dilution	Batch	Prepared	Analyzed	Method	Notes
		Limit								
/-EFF (P103301-02) Water Sampled: 03/12/01 23:50 Received: 03/13/01 17:55										
ldrin	ND	0.0400	ug/l	1	1030326	03/14/01	03/14/01	EPA 608		
gamma-BHC	ND	0.0300	"	"	"	"	"	"	"	
delta-BHC	ND	0.0600	"	"	"	"	"	"	"	
alpha-BHC	ND	0.0900	"	"	"	"	"	"	"	
gamma-BHC (Lindane)	ND	0.0400	"	"	"	"	"	"	"	
chlordan (tech)	ND	1.00	"	"	"	"	"	"	"	
4'-DDD	ND	0.110	"	"	"	"	"	"	"	
4'-DDE	ND	0.0400	"	"	"	"	"	"	"	
4'-DDT	ND	0.120	"	"	"	"	"	"	"	
dieldrin	ND	0.0200	"	"	"	"	"	"	"	
endosulfan I	ND	0.140	"	"	"	"	"	"	"	
endosulfan II	ND	0.0400	"	"	"	"	"	"	"	
endosulfan sulfate	ND	0.660	"	"	"	"	"	"	"	
dieldrin	ND	0.0600	"	"	"	"	"	"	"	
dieldrin aldehyde	ND	0.230	"	"	"	"	"	"	"	
heptachlor	ND	0.0300	"	"	"	"	"	"	"	
heptachlor epoxide	ND	0.830	"	"	"	"	"	"	"	
methoxychlor	ND	1.76	"	"	"	"	"	"	"	
oxyphen	ND	1.00	"	"	"	"	"	"	"	
CB-1016	ND	1.00	"	"	"	"	03/14/01	"	"	C-01
CB-1221	ND	1.00	"	"	"	"	"	"	"	C-01
CB-1232	ND	1.00	"	"	"	"	"	"	"	C-01
CB-1242	ND	1.00	"	"	"	"	"	"	"	C-01
CB-1248	ND	1.00	"	"	"	"	"	"	"	C-01
CB-1254	ND	1.00	"	"	"	"	"	"	"	C-01
CB-1260	ND	1.00	"	"	"	"	"	"	"	C-01
surrogate: Tetrachloro-meta-xylene		93.0 %		10.3-119	"	"	03/14/01	"		
surrogate: Decachlorobiphenyl		106 %		10-139	"	"	03/14/01	"		C-01



ERI
 73 Digital Dr. Suite 100
 Novato CA, 94949

Project: Exxon
 Project Number: 229305X/7-0238
 Project Manager: Scott Thompson

Reported:
 03/20/01 12:12

Acid and Base/Neutral Extractables by EPA Method 625

Sequoia Analytical - Petaluma

Analyte	Result	Reporting		Units	Dilution	Batch	Prepared	Analyzed	Method	Notes
		Limit								
V-INF (P103301-01) Water Sampled: 03/12/01 23:30 Received: 03/13/01 17:55										
acenaphthene	ND	5.00		ug/l	1	1030327	03/14/01	03/14/01	EPA 625	
acenaphthylene	ND	5.00		"	"	"	"	"	"	
anthracene	ND	5.00		"	"	"	"	"	"	
benzidine	ND	44.0		"	"	"	"	"	"	
benzo (a) anthracene	ND	5.00		"	"	"	"	"	"	
benzo (b+k) fluoranthene (total)	ND	5.00		"	"	"	"	"	"	
benzo (g,h,i) perylene	ND	5.00		"	"	"	"	"	"	
benzo (a) pyrene	ND	5.00		"	"	"	"	"	"	
bis(2-chloroethoxy)methane	ND	5.00		"	"	"	"	"	"	
bis(2-chloroethyl)ether	ND	6.00		"	"	"	"	"	"	
bis(2-chloroisopropyl)ether	ND	6.00		"	"	"	"	"	"	
bis(2-ethylhexyl)phthalate	ND	5.00		"	"	"	"	"	"	
4-Bromophenyl phenyl ether	ND	5.00		"	"	"	"	"	"	
tert-butyl benzyl phthalate	ND	5.00		"	"	"	"	"	"	
2-Chloro-3-methylphenol	ND	5.00		"	"	"	"	"	"	
1-Chloronaphthalene	ND	5.00		"	"	"	"	"	"	
1-Chlorophenol	ND	5.00		"	"	"	"	"	"	
1-Chlorophenyl phenyl ether	ND	5.00		"	"	"	"	"	"	
fluoranthene	ND	5.00		"	"	"	"	"	"	
benz (a,h) anthracene	ND	5.00		"	"	"	"	"	"	
Di-n-butyl phthalate	ND	5.00		"	"	"	"	"	"	
1,2-Dichlorobenzene	ND	5.00		"	"	"	"	"	"	
1,3-Dichlorobenzene	ND	5.00		"	"	"	"	"	"	
1,4-Dichlorobenzene	ND	5.00		"	"	"	"	"	"	
2,3-Dichlorobenzidine	ND	17.0		"	"	"	"	"	"	
1,4-Dichlorophenol	ND	5.00		"	"	"	"	"	"	
Diethyl phthalate	ND	5.00		"	"	"	"	"	"	
1,4-Dimethylphenol	ND	5.00		"	"	"	"	"	"	
Dimethyl phthalate	ND	5.00		"	"	"	"	"	"	
2,6-Dinitro-2-methylphenol	ND	24.0		"	"	"	"	"	"	
1,4-Dinitrophenol	ND	42.0		"	"	"	"	"	"	
1,4-Dinitrotoluene	ND	6.00		"	"	"	"	"	"	
2,6-Dinitrotoluene	ND	5.00		"	"	"	"	"	"	
Di-n-octyl phthalate	ND	5.00		"	"	"	"	"	"	
fluoranthene	ND	5.00		"	"	"	"	"	"	
fluorene	ND	5.00		"	"	"	"	"	"	
hexachlorobenzene	ND	5.00		"	"	"	"	"	"	
hexachlorobutadiene	ND	5.00		"	"	"	"	"	"	
hexachlorocyclopentadiene	ND	5.00		"	"	"	"	"	"	
hexachloroethane	ND	5.00		"	"	"	"	"	"	

Sequoia Analytical - Petaluma

The results in this report apply to the samples analyzed in accordance with the chain of custody document. This analytical report must be reproduced in its entirety.





ERI
73 Digital Dr. Suite 100
Novato CA, 94949

Project: Exxon
Project Number: 229305X/7-0238
Project Manager: Scott Thompson

Reported:
03/20/01 12:12

Acid and Base/Neutral Extractables by EPA Method 625

Sequoia Analytical - Petaluma

Analyte	Result	Reporting		Units	Dilution	Batch	Prepared	Analyzed	Method	Notes
		Limit								

V-INF (P103301-01) Water Sampled: 03/12/01 23:30 Received: 03/13/01 17:55

ndeno (1,2,3-cd) pyrene	ND	5.00	ug/l	1	1030327	03/14/01	03/14/01	EPA 625		
sophorone	ND	5.00	"	"	"	"	"	"		
1-naphthalene	83.2	5.00	"	"	"	"	"	"		
nitrobenzene	ND	5.00	"	"	"	"	"	"		
-Nitrophenol	ND	5.00	"	"	"	"	"	"		
-Nitrophenol	ND	5.00	"	"	"	"	"	"		
l-Nitrosodimethylamine	ND	5.00	"	"	"	"	"	"		
l-Nitrosodiphenylamine	ND	5.00	"	"	"	"	"	"		
l-Nitrosodi-n-propylamine	ND	5.00	"	"	"	"	"	"		
pentachlorophenol	ND	5.00	"	"	"	"	"	"		
phenanthrene	ND	5.00	"	"	"	"	"	"		
phenol	ND	5.00	"	"	"	"	"	"		
pyrene	ND	5.00	"	"	"	"	"	"		
1,2,4-Trichlorobenzene	ND	5.00	"	"	"	"	"	"		
1,4,6-Trichlorophenol	ND	5.00	"	"	"	"	"	"		
surrogate: 2-Fluorophenol		40.1 %		21-100	"	"	"	"		
surrogate: Phenol-d6		39.3 %		10-94	"	"	"	"		
surrogate: Nitrobenzene-d5		46.1 %		35-114	"	"	"	"		
surrogate: 2-Fluorobiphenyl		60.5 %		43-116	"	"	"	"		
surrogate: 2,4,6-Tribromophenol		109 %		10-123	"	"	"	"		
surrogate: Terphenyl-d14		64.9 %		34-141	"	"	"	"		

V-EFF (P103301-02) Water Sampled: 03/12/01 23:50 Received: 03/13/01 17:55

acenaphthene	ND	5.00	ug/l	1	1030327	03/14/01	03/14/01	EPA 625		
acenaphthylene	ND	5.00	"	"	"	"	"	"		
anthracene	ND	5.00	"	"	"	"	"	"		
benzidine	ND	44.0	"	"	"	"	"	"		
benzo (a) anthracene	ND	5.00	"	"	"	"	"	"		
benzo (b+k) fluoranthene (total)	ND	5.00	"	"	"	"	"	"		
benzo (g,h,i) perylene	ND	5.00	"	"	"	"	"	"		
benzo (a) pyrene	ND	5.00	"	"	"	"	"	"		
bis(2-chlorooctoxy)methane	ND	5.00	"	"	"	"	"	"		
bis(2-chloroethyl)ether	ND	6.00	"	"	"	"	"	"		
bis(2-chloroisopropyl)ether	ND	6.00	"	"	"	"	"	"		
bis(2-ethylhexyl)phthalate	ND	5.00	"	"	"	"	"	"		
-Bromophenyl phenyl ether	ND	5.00	"	"	"	"	"	"		
butyl benzyl phthalate	ND	5.00	"	"	"	"	"	"		
-Chloro-3-methylphenol	ND	5.00	"	"	"	"	"	"		
-Chloronaphthalene	ND	5.00	"	"	"	"	"	"		
-Chlorophenol	ND	5.00	"	"	"	"	"	"		

Sequoia Analytical - Petaluma

The results in this report apply to the samples analyzed in accordance with the chain of custody document. This analytical report must be reproduced in its entirety.





ERI
 73 Digital Dr. Suite 100
 Novato CA, 94949

Project: Exxon
 Project Number: 229305X/7-0238
 Project Manager: Scott Thompson

Reported:
 03/20/01 12:12

Acid and Base/Neutral Extractables by EPA Method 625

Sequoia Analytical - Petaluma

Analyte	Result	Reporting		Units	Dilution	Batch	Prepared	Analyzed	Method	Notes
		Limit								
/-EFF (P103301-02) Water Sampled: 03/12/01 23:50 Received: 03/13/01 17:55										
Chlorophenyl phenyl ether	ND	5.00		ug/l	1	1030327	03/14/01	03/14/01	EPA 625	
Chrysene	ND	5.00		"	"	"	"	"	"	
Fluoranthene	ND	5.00		"	"	"	"	"	"	
Benzo(a,h)anthracene	ND	5.00		"	"	"	"	"	"	
n-Butyl phthalate	ND	5.00		"	"	"	"	"	"	
1,2-Dichlorobenzene	ND	5.00		"	"	"	"	"	"	
1,3-Dichlorobenzene	ND	5.00		"	"	"	"	"	"	
1,4-Dichlorobenzene	ND	5.00		"	"	"	"	"	"	
2,3-Dichlorobenzidine	ND	17.0		"	"	"	"	"	"	
2,4-Dichlorophenol	ND	5.00		"	"	"	"	"	"	
Diethyl phthalate	ND	5.00		"	"	"	"	"	"	
4-Dimethylphenol	ND	5.00		"	"	"	"	"	"	
Dimethyl phthalate	ND	5.00		"	"	"	"	"	"	
2,6-Dinitro-2-methylphenol	ND	24.0		"	"	"	"	"	"	
4-Dinitrophenol	ND	42.0		"	"	"	"	"	"	
4-Dinitrotoluene	ND	6.00		"	"	"	"	"	"	
2,6-Dinitrotoluene	ND	5.00		"	"	"	"	"	"	
n-Octyl phthalate	ND	5.00		"	"	"	"	"	"	
Fluoranthene	ND	5.00		"	"	"	"	"	"	
Fluorene	ND	5.00		"	"	"	"	"	"	
Hexachlorobenzene	ND	5.00		"	"	"	"	"	"	
Hexachlorobutadiene	ND	5.00		"	"	"	"	"	"	
Hexachlorocyclopentadiene	ND	5.00		"	"	"	"	"	"	
Hexachloroethane	ND	5.00		"	"	"	"	"	"	
Indeno(1,2,3-cd)pyrene	ND	5.00		"	"	"	"	"	"	
Phosphorane	ND	5.00		"	"	"	"	"	"	
Phthalene	ND	5.00		"	"	"	"	"	"	
Toluene	ND	5.00		"	"	"	"	"	"	
o-Nitrophenol	ND	5.00		"	"	"	"	"	"	
m-Nitrophenol	ND	5.00		"	"	"	"	"	"	
N,N-Dimethylnitrosodimethylamine	ND	5.00		"	"	"	"	"	"	
N,N-Dimethylnitrosodiphenylamine	ND	5.00		"	"	"	"	"	"	
N,N-Dimethylnitrosodi-n-propylamine	ND	5.00		"	"	"	"	"	"	
o-Nitrochlorophenol	ND	5.00		"	"	"	"	"	"	
Benzo(a)anthracene	ND	5.00		"	"	"	"	"	"	
Phenol	ND	5.00		"	"	"	"	"	"	
Pyrene	ND	5.00		"	"	"	"	"	"	
1,2,4-Trichlorobenzene	ND	5.00		"	"	"	"	"	"	
1,2,4-Trichlorophenol	ND	5.00		"	"	"	"	"	"	
Surrogate: 2-Fluorophenol		55.0 %			21-100	"	"	"	"	
Surrogate: Phenol-d6		57.6 %			10-94	"	"	"	"	

Sequoia Analytical - Petaluma

The results in this report apply to the samples analyzed in accordance with the chain of custody document. This analytical report must be reproduced in its entirety.





ERI
73 Digital Dr. Suite 100
Novato CA, 94949

Project: Exxon
Project Number: 229305X/7-0238
Project Manager: Scott Thompson

Reported:
03/20/01 12:12

Acid and Base/Neutral Extractables by EPA Method 625
Sequoia Analytical - Petaluma

Analyte	Result	Reporting Limit	Units	Dilution	Batch	Prepared	Analyzed	Method	Notes
V-EFF (P103301-02) Water Sampled: 03/12/01 23:50 Received: 03/13/01 17:55									
Surrogate: Nitrobenzene-d5	68.4 %		35-114		1030327	03/14/01	03/14/01	EPA 625	
Surrogate: 2-Fluorobiphenyl	77.5 %		43-116		"	"	"	"	
Surrogate: 2,4,6-Tribromophenol	109 %		10-123		"	"	"	"	
Surrogate: Terphenyl-d14	70.4 %		34-141		"	"	"	"	





ERI
73 Digital Dr. Suite 100
Novato CA, 94949

Project: Exxon
Project Number: 229305X/7-0238
Project Manager: Scott Thompson

Reported:
03/20/01 12:12

**Conventional Chemistry Parameters by APHA/EPA Methods
Sequoia Analytical - Petaluma**

analyte	Result	Reporting Limit	Units	Dilution	Batch	Prepared	Analyzed	Method	Notes
V-INF (P103301-01) Water Sampled: 03/12/01 23:30 Received: 03/13/01 17:55									
Cyanide (total)	ND	0.0100	mg/l	1	1030340	03/14/01	03/15/01	EPA 335.2	
V-EFF (P103301-02) Water Sampled: 03/12/01 23:50 Received: 03/13/01 17:55									
Cyanide (total)	ND	0.0100	mg/l	1	1030340	03/14/01	03/15/01	EPA 335.2	





ERI
 73 Digital Dr. Suite 100
 Novato CA, 94949

Project: Exxon
 Project Number: 229305X/7-0238
 Project Manager: Scott Thompson

Reported:
 03/20/01 12:12

Total Petroleum Hydrocarbons as Gasoline and BTEX by EPA 8015M/8020M - Quality Control Sequoia Analytical - Petaluma

Analyte	Result	Reporting Limit	Units	Spike Level	Source Result	%REC	%REC Limits	RPD	RPD Limit	Notes
Batch 1030330 - EPA 5030, waters										
Blank (1030330-BLK1) Prepared & Analyzed: 03/14/01										
Gasoline	ND	50.0	ug/l							
Benzene	ND	0.500	"							
Toluene	ND	0.500	"							
Ethylbenzene	ND	0.500	"							
Xylenes (total)	ND	0.500	"							
Surrogate: a,a,a-Trifluorotoluene	317		"	300		106	65-135			
Surrogate: 4-Bromofluorobenzene	291		"	300		97.0	65-135			
ICS (1030330-BS1) Prepared & Analyzed: 03/14/01										
Gasoline	2350	50.0	ug/l	2750		85.5	65-135			
Benzene	34.5	0.500	"	32.0		108	65-135			
Toluene	180	0.500	"	193		93.3	65-135			
Ethylbenzene	45.3	0.500	"	46.0		98.5	65-135			
Xylenes (total)	220	0.500	"	231		95.2	65-135			
Surrogate: a,a,a-Trifluorotoluene	339		"	300		113	65-135			
Surrogate: 4-Bromofluorobenzene	310		"	300		103	65-135			
Matrix Spike (1030330-MS1) Source: P103301-02 Prepared & Analyzed: 03/14/01										
Gasoline	2430	50.0	ug/l	2750	ND	88.4	65-135			
Benzene	36.0	0.500	"	32.0	ND	113	65-135			
Toluene	187	0.500	"	193	ND	96.7	65-135			
Ethylbenzene	47.2	0.500	"	46.0	ND	103	65-135			
Xylenes (total)	236	0.500	"	231	ND	102	65-135			
Surrogate: a,a,a-Trifluorotoluene	342		"	300		114	65-135			
Surrogate: 4-Bromofluorobenzene	313		"	300		104	65-135			
Matrix Spike Dup (1030330-MSD1) Source: P103301-02 Prepared & Analyzed: 03/14/01										
Gasoline	2450	50.0	ug/l	2750	ND	89.1	65-135	0.820	20	
Benzene	35.6	0.500	"	32.0	ND	111	65-135	1.12	20	
Toluene	187	0.500	"	193	ND	96.7	65-135	0	20	
Ethylbenzene	47.0	0.500	"	46.0	ND	102	65-135	0.425	20	
Xylenes (total)	235	0.500	"	231	ND	102	65-135	0.425	20	
Surrogate: a,a,a-Trifluorotoluene	343		"	300		114	65-135			
Surrogate: 4-Bromofluorobenzene	315		"	300		105	65-135			



ERI 73 Digital Dr. Suite 100 Novato CA, 94949	Project: Exxon Project Number: 229305X/7-0238 Project Manager: Scott Thompson	Reported: 03/20/01 12:12
---	---	-----------------------------

Total Petroleum Hydrocarbons as Diesel & others by EPA 8015M - Quality Control

Sequoia Analytical - Petaluma

Analyte	Result	Reporting Limit	Units	Spike Level	Source Result	%REC	%REC Limits	RPD	RPD Limit	Notes
Batch 1030325 - EPA 3510B										
Blank (1030325-BLK1)										
Prepared & Analyzed: 03/14/01										
Diesel (C10-C24)	ND	50.0	ug/l							
Surrogate: o-Terphenyl	113		"	100		113	50-150			
.CS (1030325-BS1)										
Prepared & Analyzed: 03/14/01										
Diesel (C10-C24)	1020	50.0	ug/l	1000		102	50-150			
Surrogate: o-Terphenyl	110		"	100		110	50-150			
.CS Dup (1030325-BSD1)										
Prepared & Analyzed: 03/14/01										
Diesel (C10-C24)	1110	50.0	ug/l	1000		111	50-150	8.45	20	
Surrogate: o-Terphenyl	120		"	100		120	50-150			





ERI
73 Digital Dr. Suite 100
Novato CA, 94949

Project: Exxon
Project Number: 229305X/7-0238
Project Manager: Scott Thompson

Reported:
03/20/01 12:12

**Total Metals by EPA 6000/7000 Series Methods - Quality Control
Sequoia Analytical - Petaluma**

Analyte	Result	Reporting Limit	Units	Spike Level	Source Result	%REC	%REC Limits	RPD	RPD Limit	Notes
---------	--------	-----------------	-------	-------------	---------------	------	-------------	-----	-----------	-------

Batch 1030332 - EPA 3010A

Blank (1030332-BLK1)

Prepared & Analyzed: 03/14/01

Antimony	ND	60.0	ug/l							
Arsenic	ND	100	"							
Beryllium	ND	1.00	"							
Cadmium	ND	10.0	"							
Chromium	ND	10.0	"							
Copper	ND	10.0	"							
Lead	ND	75.0	"							
Nickel	ND	30.0	"							
Selenium	ND	100	"							
Silver	ND	7.00	"							
Thallium	ND	100	"							
Zinc	ND	20.0	"							

ACS (1030332-BS1)

Prepared & Analyzed: 03/14/01

Antimony	530	60.0	ug/l	500		106	80-120			
Arsenic	541	100	"	500		108	80-120			
Beryllium	54.1	1.00	"	50.0		108	80-120			
Cadmium	52.7	10.0	"	50.0		105	80-120			
Chromium	544	10.0	"	500		109	80-120			
Copper	517	10.0	"	500		103	80-120			
Lead	549	75.0	"	500		110	80-120			
Nickel	541	30.0	"	500		108	80-120			
Selenium	536	100	"	500		107	80-120			
Silver	49.7	7.00	"	50.0		99.4	80-120			
Thallium	541	100	"	500		108	80-120			
Zinc	527	20.0	"	500		105	80-120			

Matrix Spike (1030332-MS1)

Source: P103301-02

Prepared & Analyzed: 03/14/01

Antimony	496	60.0	ug/l	500	ND	99.2	75-125			
Arsenic	504	100	"	500	ND	101	75-125			
Beryllium	50.6	1.00	"	50.0	ND	101	75-125			
Cadmium	50.4	10.0	"	50.0	ND	101	75-125			
Chromium	505	10.0	"	500	ND	101	75-125			
Copper	478	10.0	"	500	ND	95.6	75-125			
Lead	509	75.0	"	500	ND	102	75-125			
Nickel	502	30.0	"	500	ND	100	75-125			



ERI
 73 Digital Dr. Suite 100
 Novato CA, 94949

Project: Exxon
 Project Number: 229305X/7-0238
 Project Manager: Scott Thompson

Reported:
 03/20/01 12:12

Total Metals by EPA 6000/7000 Series Methods - Quality Control Sequoia Analytical - Petaluma

analyte	Result	Reporting Limit	Units	Spike Level	Source Result	%REC	%REC Limits	RPD	RPD Limit	Notes
---------	--------	-----------------	-------	-------------	---------------	------	-------------	-----	-----------	-------

Batch 1030332 - EPA 3010A

Matrix Spike (1030332-MS1)

Source: P103301-02

Prepared & Analyzed: 03/14/01

Selenium	471	100	ug/l	500	ND	94.2	75-125			
Copper	46.5	7.00	"	50.0	ND	93.0	75-125			
Gallium	482	100	"	500	ND	96.4	75-125			
Vanadium	502	20.0	"	500	ND	100	75-125			

Matrix Spike Dup (1030332-MSD1)

Source: P103301-02

Prepared & Analyzed: 03/14/01

Antimony	516	60.0	ug/l	500	ND	103	75-125	3.95	20	
Arsenic	542	100	"	500	ND	108	75-125	7.27	20	
Beryllium	52.5	1.00	"	50.0	ND	104	75-125	3.69	20	
Cadmium	53.2	10.0	"	50.0	ND	106	75-125	5.41	20	
Chromium	522	10.0	"	500	ND	104	75-125	3.31	20	
Copper	498	10.0	"	500	ND	99.6	75-125	4.10	20	
Lead	530	75.0	"	500	ND	106	75-125	4.04	20	
Nickel	521	30.0	"	500	ND	104	75-125	3.71	20	
Selenium	517	100	"	500	ND	103	75-125	9.31	20	
Copper	47.6	7.00	"	50.0	ND	95.2	75-125	2.34	20	
Gallium	527	100	"	500	ND	105	75-125	8.92	20	
Vanadium	517	20.0	"	500	ND	103	75-125	2.94	20	

Batch 1030333 - EPA 7470A

Blank (1030333-BLK1)

Prepared & Analyzed: 03/14/01

Mercury	ND	0.200	ug/l							
---------	----	-------	------	--	--	--	--	--	--	--

CS (1030333-BS1)

Prepared & Analyzed: 03/14/01

Mercury	1.69	0.200	ug/l	1.60		106	80-120			
---------	------	-------	------	------	--	-----	--------	--	--	--



ERI
73 Digital Dr. Suite 100
Novato CA, 94949

Project: Exxon
Project Number: 229305X/7-0238
Project Manager: Scott Thompson

Reported:
03/20/01 12:12

**Total Metals by EPA 6000/7000 Series Methods - Quality Control
Sequoia Analytical - Petaluma**

analyte	Result	Reporting Limit	Units	Spike Level	Source Result	%REC %REC	%REC Limits	RPD	RPD Limit	Notes
Batch 1030333 - EPA 7470A										
Matrix Spike (1030333-MS1)										
		Source: P103301-01			Prepared & Analyzed: 03/14/01					
mercury	0.715	0.200	ug/l	1.60	ND	44.7	75-125			QM-01
Matrix Spike Dup (1030333-MSD1)										
		Source: P103301-01			Prepared & Analyzed: 03/14/01					
mercury	0.741	0.200	ug/l	1.60	ND	46.3	75-125	3.57	20	QM-01



ERI
 73 Digital Dr. Suite 100
 Novato CA, 94949

Project: Exxon
 Project Number: 229305X/7-0238
 Project Manager: Scott Thompson

Reported:
 03/20/01 12:12

Purgeable Halocarbons by EPA Method 601 - Quality Control

Sequoia Analytical - Petaluma

analyte	Result	Reporting Limit	Units	Spike Level	Source Result	%REC	%REC Limits	RPD	RPD Limit	Notes
---------	--------	-----------------	-------	-------------	---------------	------	-------------	-----	-----------	-------

Batch 1030337 - EPA 5030, waters

Blank (1030337-BLK1)

Prepared & Analyzed: 03/14/01

Bromodichloromethane	ND	0.500	ug/l							
Bromoform	ND	0.600	"							
Bromomethane	ND	3.54	"							
Carbon tetrachloride	ND	0.500	"							
Chlorobenzene	ND	0.700	"							
Chloroethane	ND	1.56	"							
1-Chloroethylvinyl ether	ND	5.00	"							
Chloroform	ND	0.500	"							
Chloromethane	ND	0.500	"							
Bromochloromethane	ND	0.500	"							
1,2-Dichlorobenzene	ND	1.00	"							
1,3-Dichlorobenzene	ND	1.00	"							
1,4-Dichlorobenzene	ND	1.00	"							
Dichlorodifluoromethane	ND	5.43	"							
1,1-Dichloroethane	ND	0.500	"							
1,2-Dichloroethane	ND	0.500	"							
1,1-Dichloroethene	ND	1.00	"							
trans-1,2-Dichloroethene	ND	0.500	"							
1,2-Dichloropropane	ND	0.500	"							
trans-1,3-Dichloropropene	ND	1.02	"							
trans-1,3-Dichloropropene	ND	0.600	"							
Freon 113	ND	5.00	"							
Methylene chloride	ND	2.00	"							
1,1,2,2-Tetrachloroethane	ND	0.500	"							
Tetrachloroethene	ND	0.500	"							
1,1,2-Trichloroethane	ND	0.500	"							
1,1,1-Trichloroethane	ND	0.600	"							
Trichloroethene	ND	0.500	"							
Trichlorofluoromethane	ND	5.00	"							
Vinyl chloride	ND	0.540	"							
Surrogate: Bromochloromethane	31.6		"	30.0		105	65-135			
Surrogate: 1,4-Dichlorobutane	33.8		"	30.0		113	65-135			

Sequoia Analytical - Petaluma

The results in this report apply to the samples analyzed in accordance with the chain of custody document. This analytical report must be reproduced in its entirety.





ERI
73 Digital Dr. Suite 100
Novato CA, 94949

Project: Exxon
Project Number: 229305X/7-0238
Project Manager: Scott Thompson

Reported:
03/20/01 12:12

**Purgeable Halocarbons by EPA Method 601 - Quality Control
Sequoia Analytical - Petaluma**

Analyte	Result	Reporting Limit	Units	Spike Level	Source Result	%REC	%REC Limits	RPD	RPD Limit	Notes
Batch 1030337 - EPA 5030, waters										
CS (1030337-BS1)										
Prepared & Analyzed: 03/14/01										
Bromodichloromethane	10.1	0.500	ug/l	10.0		101	42-172			
Bromoform	9.80	0.600	"	10.0		98.0	13-159			
Bromomethane	12.4	3.54	"	10.0		124	0.1-144			
Carbon tetrachloride	10.2	0.500	"	10.0		102	43-143			
Chlorobenzene	9.71	0.700	"	10.0		97.1	38-150			
Chloroethane	12.0	1.56	"	10.0		120	46-137			
Chloroform	11.0	0.500	"	10.0		110	49-133			
Chloromethane	8.09	0.500	"	10.1		80.1	0.1-193			
Dibromochloromethane	10.0	0.500	"	10.0		100	24-191			
1,2-Dichlorobenzene	9.30	1.00	"	10.0		93.0	0.1-208			
1,3-Dichlorobenzene	9.94	1.00	"	10.0		99.4	7-187			
1,4-Dichlorobenzene	9.82	1.00	"	10.0		98.2	42-143			
1,1-Dichloroethane	9.87	0.500	"	10.0		98.7	47-132			
1,2-Dichloroethane	10.2	0.500	"	10.0		102	51-147			
1,1-Dichloroethene	9.72	1.00	"	10.0		97.2	28-167			
trans-1,2-Dichloroethene	10.0	0.500	"	10.0		100	38-155			
1,2-Dichloropropane	9.88	0.500	"	10.0		98.8	44-156			
cis-1,3-Dichloropropene	9.99	1.02	"	10.0		99.9	22-178			
trans-1,3-Dichloropropene	10.4	0.600	"	10.0		104	22-178			
Ethylene chloride	9.90	2.00	"	10.0		99.0	25-162			
1,1,2,2-Tetrachloroethane	10.1	0.500	"	10.0		101	8-184			
Tetrachloroethene	10.4	0.500	"	10.0		104	26-162			
1,1,2-Trichloroethane	10.0	0.500	"	10.0		100	39-136			
1,1,1-Trichloroethane	9.98	0.600	"	10.0		99.8	41-138			
Trichloroethene	10.1	0.500	"	10.0		101	35-146			
Trichlorofluoromethane	11.6	5.00	"	10.0		116	21-156			
Vinyl chloride	12.8	0.540	"	10.1		127	28-163			
Surrogate: Bromochloromethane	30.4		"	30.0		101	65-135			
Surrogate: 1,4-Dichlorobutane	34.8		"	30.0		116	65-135			



ERI
 73 Digital Dr. Suite 100
 Novato CA, 94949

Project: Exxon
 Project Number: 229305X/7-0238
 Project Manager: Scott Thompson

Reported:
 03/20/01 12:12

Purgeable Halocarbons by EPA Method 601 - Quality Control Sequoia Analytical - Petaluma

Analyte	Result	Reporting Limit	Units	Spike Level	Source Result	%REC	%REC Limits	RPD	RPD Limit	Notes
---------	--------	-----------------	-------	-------------	---------------	------	-------------	-----	-----------	-------

Batch 1030337 - EPA 5030, waters

Matrix Spike (1030337-MS1)

Source: P103301-02

Prepared & Analyzed: 03/14/01

Bromodichloromethane	10.7	0.500	ug/l	10.0	ND	107	42-172			
Bromoform	11.2	0.600	"	10.0	ND	112	13-159			
Bromomethane	12.9	3.54	"	10.0	ND	129	0.1-144			
Carbon tetrachloride	10.7	0.500	"	10.0	ND	107	43-143			
Chlorobenzene	10.3	0.700	"	10.0	ND	103	38-150			
Chloroethane	12.8	1.56	"	10.0	ND	128	46-137			
Chloroform	11.4	0.500	"	10.0	ND	114	49-133			
Chloromethane	7.65	0.500	"	10.1	ND	75.7	0.1-193			
Dibromochloromethane	10.9	0.500	"	10.0	ND	109	24-191			
1,2-Dichlorobenzene	8.10	1.00	"	10.0	ND	81.0	0.1-208			
1,3-Dichlorobenzene	10.3	1.00	"	10.0	ND	103	7-187			
1,4-Dichlorobenzene	9.40	1.00	"	10.0	ND	94.0	42-143			
1,1-Dichloroethane	10.6	0.500	"	10.0	ND	106	47-132			
1,2-Dichloroethane	10.4	0.500	"	10.0	ND	104	51-147			
1,1-Dichloroethene	9.76	1.00	"	10.0	ND	97.6	28-167			
trans-1,2-Dichloroethene	10.3	0.500	"	10.0	ND	103	38-155			
1,2-Dichloropropane	10.5	0.500	"	10.0	ND	105	44-156			
cis-1,3-Dichloropropene	7.50	1.02	"	10.0	ND	75.0	22-178			
trans-1,3-Dichloropropene	11.1	0.600	"	10.0	ND	111	22-178			
Methylene chloride	9.69	2.00	"	10.0	ND	96.9	25-162			
1,1,2,2-Tetrachloroethane	10.3	0.500	"	10.0	ND	103	8-184			
Tetrachloroethene	10.7	0.500	"	10.0	ND	107	26-162			
1,1,2-Trichloroethane	10.7	0.500	"	10.0	ND	107	39-136			
1,1,1-Trichloroethane	10.2	0.600	"	10.0	ND	102	41-138			
Trichloroethene	10.1	0.500	"	10.0	ND	101	35-146			
Trichlorofluoromethane	13.1	5.00	"	10.0	ND	131	21-156			
Vinyl chloride	11.8	0.540	"	10.1	ND	117	28-163			
Surrogate: Bromochloromethane	30.7		"	30.0		102	65-135			
Surrogate: 1,4-Dichlorobutane	36.3		"	30.0		121	65-135			

Sequoia Analytical - Petaluma

The results in this report apply to the samples analyzed in accordance with the chain of custody document. This analytical report must be reproduced in its entirety.





ERI
73 Digital Dr. Suite 100
Novato CA, 94949

Project: Exxon
Project Number: 229305X/7-0238
Project Manager: Scott Thompson

Reported:
03/20/01 12:12

Purgeable Halocarbons by EPA Method 601 - Quality Control
Sequoia Analytical - Petaluma

Analyte	Result	Reporting Limit	Units	Spike Level	Source Result	%REC	%REC Limits	RPD	RPD Limit	Notes
---------	--------	-----------------	-------	-------------	---------------	------	-------------	-----	-----------	-------

atch 1030337 - EPA 5030, waters

Matrix Spike Dup (1030337-MSD1)

Source: P103301-02

Prepared & Analyzed: 03/14/01

Bromodichloromethane	11.1	0.500	ug/l	10.0	ND	111	42-172	3.67	20	
Bromoform	10.4	0.600	"	10.0	ND	104	13-159	7.41	20	
Bromomethane	11.3	3.54	"	10.0	ND	113	0.1-144	13.2	20	
Carbon tetrachloride	11.0	0.500	"	10.0	ND	110	43-143	2.76	20	
Chlorobenzene	10.3	0.700	"	10.0	ND	103	38-150	0	20	
Chloroethane	11.9	1.56	"	10.0	ND	119	46-137	7.29	20	
Chloroform	11.2	0.500	"	10.0	ND	112	49-133	1.77	20	
Chloromethane	7.80	0.500	"	10.1	ND	77.2	0.1-193	1.94	20	
Bromochloromethane	11.1	0.500	"	10.0	ND	111	24-191	1.82	20	
1,2-Dichlorobenzene	8.73	1.00	"	10.0	ND	87.3	0.1-208	7.49	20	
1,3-Dichlorobenzene	10.3	1.00	"	10.0	ND	103	7-187	0	20	
1,4-Dichlorobenzene	9.61	1.00	"	10.0	ND	96.1	42-143	2.21	20	
1,1-Dichloroethane	10.7	0.500	"	10.0	ND	107	47-132	0.939	20	
1,2-Dichloroethane	11.2	0.500	"	10.0	ND	112	51-147	7.41	20	
1,1-Dichloroethene	9.76	1.00	"	10.0	ND	97.6	28-167	0	20	
trans-1,2-Dichloroethene	10.6	0.500	"	10.0	ND	106	38-155	2.87	20	
2-Dichloropropane	10.6	0.500	"	10.0	ND	106	44-156	0.948	20	
cis-1,3-Dichloropropene	7.62	1.02	"	10.0	ND	76.2	22-178	1.59	20	
trans-1,3-Dichloropropene	11.5	0.600	"	10.0	ND	115	22-178	3.54	20	
1,1,2,2-Tetrachloroethane	10.4	2.00	"	10.0	ND	104	25-162	7.07	20	
1,2,2-Tetrachloroethane	10.8	0.500	"	10.0	ND	108	8-184	4.74	20	
1,1,2-Trichloroethane	10.9	0.500	"	10.0	ND	109	26-162	1.85	20	
1,1,1-Trichloroethane	11.1	0.500	"	10.0	ND	111	39-136	3.67	20	
1,1,1-Trichloroethane	10.9	0.600	"	10.0	ND	109	41-138	6.64	20	
1,1,1-Trichloroethane	11.0	0.500	"	10.0	ND	110	35-146	8.53	20	
1,1,1-Trichloroethane	12.0	5.00	"	10.0	ND	120	21-156	8.76	20	
1,1,1-Trichloroethane	11.8	0.540	"	10.1	ND	117	28-163	0	20	
Surrogate: Bromochloromethane	30.2		"	30.0		101	65-135			
Surrogate: 1,4-Dichlorobutane	36.8		"	30.0		123	65-135			





ERI
 73 Digital Dr. Suite 100
 Novato CA, 94949

Project: Exxon
 Project Number: 229305X/7-0238
 Project Manager: Scott Thompson

Reported:
 03/20/01 12:12

Purgeable Aromatics by EPA Method 602 - Quality Control Sequoia Analytical - Petaluma

Analyte	Result	Reporting Limit	Units	Spike Level	Source Result	%REC	%REC Limits	RPD	RPD Limit	Notes
---------	--------	-----------------	-------	-------------	---------------	------	-------------	-----	-----------	-------

Batch 1030337 - EPA 5030, waters

Blank (1030337-BLK1)

Prepared & Analyzed: 03/14/01

benzene	ND	0.600	ug/l							
chlorobenzene	ND	0.700	"							
2-Dichlorobenzene	ND	1.00	"							
3-Dichlorobenzene	ND	1.00	"							
4-Dichlorobenzene	ND	1.00	"							
ethylbenzene	ND	0.600	"							
toluene	ND	0.600	"							
xylenes (total)	ND	1.20	"							
surrogate: <i>a,o,a</i> -Trifluorotoluene	34.9		"	30.0		116	65-135			

CS (1030337-BS1)

Prepared & Analyzed: 03/14/01

benzene	9.19	0.600	ug/l	10.0		91.9	39-150			
chlorobenzene	9.44	0.700	"	10.0		94.4	55-135			
2-Dichlorobenzene	9.36	1.00	"	10.0		93.6	37-154			
3-Dichlorobenzene	9.55	1.00	"	10.0		95.5	50-141			
4-Dichlorobenzene	9.56	1.00	"	10.0		95.6	42-143			
ethylbenzene	9.67	0.600	"	10.0		96.7	32-160			
toluene	9.64	0.600	"	10.0		96.4	46-148			
xylenes (total)	28.9	1.20	"	30.0		96.3	65-135			
surrogate: <i>a,a,a</i> -Trifluorotoluene	33.7		"	30.0		112	65-135			

Matrix Spike (1030337-MS1)

Source: P103301-02

Prepared & Analyzed: 03/14/01

benzene	9.50	0.600	ug/l	10.0	ND	95.0	39-150			
chlorobenzene	9.97	0.700	"	10.0	ND	99.7	55-135			
2-Dichlorobenzene	9.91	1.00	"	10.0	ND	99.1	37-154			
3-Dichlorobenzene	10.0	1.00	"	10.0	ND	100	50-141			
4-Dichlorobenzene	9.98	1.00	"	10.0	ND	99.8	42-143			
ethylbenzene	9.82	0.600	"	10.0	ND	98.2	32-160			
toluene	10.1	0.600	"	10.0	ND	101	46-148			
xylenes (total)	30.1	1.20	"	30.0	ND	100	65-135			
surrogate: <i>a,a,a</i> -Trifluorotoluene	34.0		"	30.0		113	65-135			





ERI
73 Digital Dr. Suite 100
Novato CA, 94949

Project: Exxon
Project Number: 229305X/7-0238
Project Manager: Scott Thompson

Reported:
03/20/01 12:12

**Purgeable Aromatics by EPA Method 602 - Quality Control
Sequoia Analytical - Petaluma**

Analyte	Result	Reporting Limit	Units	Spike Level	Source Result	%REC	%REC Limits	RPD	RPD Limit	Notes
Batch 1030337 - EPA 5030, waters										
Matrix Spike Dup (1030337-MSD1)										
Source: P103301-02										
Prepared & Analyzed: 03/14/01										
Benzene	9.37	0.600	ug/l	10.0	ND	93.7	39-150	1.38	20	
Chlorobenzene	9.86	0.700	"	10.0	ND	98.6	55-135	1.11	20	
1,2-Dichlorobenzene	9.95	1.00	"	10.0	ND	99.5	37-154	0.403	20	
1,3-Dichlorobenzene	9.92	1.00	"	10.0	ND	99.2	50-141	0.803	20	
1,4-Dichlorobenzene	9.85	1.00	"	10.0	ND	98.5	42-143	1.31	20	
Ethylbenzene	9.63	0.600	"	10.0	ND	96.3	32-160	1.95	20	
Toluene	9.91	0.600	"	10.0	ND	99.1	46-148	1.90	20	
Xylenes (total)	29.6	1.20	"	30.0	ND	98.7	65-135	1.68	20	
Surrogate: <i>m,p</i> -Trifluorotoluene	32.7		"	30.0		109	65-135			





ERI
73 Digital Dr. Suite 100
Novato CA, 94949

Project: Exxon
Project Number: 229305X/7-0238
Project Manager: Scott Thompson

Reported:
03/20/01 12:12

Organochlorine Pesticides and PCBs by EPA Method 608 - Quality Control
Sequoia Analytical - Petaluma

analyte	Result	Reporting Limit	Units	Spike Level	Source Result	%REC	%REC Limits	RPD	RPD Limit	Notes
---------	--------	-----------------	-------	-------------	---------------	------	-------------	-----	-----------	-------

Batch 1030326 - EPA 3510B

Blank (1030326-BLK1)

Prepared & Analyzed: 03/14/01

ldrin	ND	0.0400	ug/l							
lpha-BHC	ND	0.0300	"							
eta-BHC	ND	0.0600	"							
elta-BHC	ND	0.0900	"							
amma-BHC (Lindane)	ND	0.0400	"							
hlordane (tech)	ND	1.00	"							
,4'-DDD	ND	0.110	"							
,4'-DDE	ND	0.0400	"							
,4'-DDT	ND	0.120	"							
ieldrin	ND	0.0200	"							
ndosulfan I	ND	0.140	"							
ndosulfan II	ND	0.0400	"							
ndosulfan sulfate	ND	0.660	"							
ndrin	ND	0.0600	"							
ndrin aldehyde	ND	0.230	"							
eptachlor	ND	0.0300	"							
eptachlor epoxide	ND	0.830	"							
ethoxychlor	ND	1.76	"							
oxaphene	ND	1.00	"							
CB-1016	ND	1.00	"							C-01
CB-1221	ND	1.00	"							C-01
CB-1232	ND	1.00	"							C-01
CB-1242	ND	1.00	"							C-01
CB-1248	ND	1.00	"							C-01
CB-1254	ND	1.00	"							C-01
CB-1260	ND	1.00	"							C-01
Surrogate: Tetrachloro-meta-xylene	1.83		"	2.00		91.5	10.3-119			
Surrogate: Decachlorobiphenyl	1.61		"	2.00		80.5	10-139			C-01





ERI
73 Digital Dr. Suite 100
Novato CA, 94949

Project: Exxon
Project Number: 229305X/7-0238
Project Manager: Scott Thompson

Reported:
03/20/01 12:12

**Organochlorine Pesticides and PCBs by EPA Method 608 - Quality Control
Sequoia Analytical - Petaluma**

Analyte	Result	Reporting Limit	Units	Spike Level	Source Result	%REC	%REC Limits	RPD	RPD Limit	Notes
---------	--------	-----------------	-------	-------------	---------------	------	-------------	-----	-----------	-------

Batch 1030326 - EPA 3510B

.CS (1030326-BS1)

Prepared & Analyzed: 03/14/01

Aldrin	0.934	0.0400	ug/l	1.00		93.4	42-122			
Alpha-BHC	1.01	0.0300	"	1.00		101	37-134			
Beta-BHC	0.955	0.0600	"	1.00		95.5	14-147			
Gamma-BHC	1.13	0.0900	"	1.00		113	19-140			
Gamma-BHC (Lindane)	0.959	0.0400	"	1.00		95.9	32-127			
1,4'-DDD	0.942	0.110	"	1.00		94.2	30-141			
1,4'-DDE	0.977	0.0400	"	1.00		97.7	30-145			
1,4'-DDT	0.926	0.120	"	1.00		92.6	25-160			
Dieldrin	0.932	0.0200	"	1.00		93.2	36-146			
Endosulfan I	0.770	0.140	"	1.00		77.0	45-153			
Endosulfan II	0.799	0.0400	"	1.00		79.9	2-202			
Endosulfan sulfate	1.08	0.660	"	1.00		108	26-144			
Heptachlor	0.942	0.0600	"	1.00		94.2	30-147			
Heptachlor epoxide	0.911	0.0300	"	1.00		91.1	34-111			
Surrogate: Tetrachloro-meta-xylene	1.78		"	2.00		89.0	10.3-119			
Surrogate: Decachlorobiphenyl	1.51		"	2.00		75.5	10-139			

.CS (1030326-BS2)

Prepared & Analyzed: 03/14/01

C-01

CB-1016	9.17	1.00	ug/l	10.0		91.7	50-114			
CB-1260	8.14	1.00	"	10.0		81.4	8-127			
Surrogate: Decachlorobiphenyl	1.09		"	2.00		54.5	10-139			

.CS Dup (1030326-BSD1)

Prepared & Analyzed: 03/14/01

Aldrin	0.866	0.0400	ug/l	1.00		86.6	42-122	7.56	20	
Alpha-BHC	0.946	0.0300	"	1.00		94.6	37-134	6.54	20	
Beta-BHC	0.895	0.0600	"	1.00		89.5	14-147	6.49	20	
Gamma-BHC	1.08	0.0900	"	1.00		108	19-140	4.52	20	
Gamma-BHC (Lindane)	0.890	0.0400	"	1.00		89.0	32-127	7.46	20	
1,4'-DDD	0.876	0.110	"	1.00		87.6	30-141	7.26	20	
1,4'-DDE	0.905	0.0400	"	1.00		90.5	30-145	7.65	20	
1,4'-DDT	0.865	0.120	"	1.00		86.5	25-160	6.81	20	
Dieldrin	0.874	0.0200	"	1.00		87.4	36-146	6.42	20	
Endosulfan I	0.715	0.140	"	1.00		71.5	45-153	7.41	20	
Endosulfan II	0.758	0.0400	"	1.00		75.8	2-202	5.27	20	
Endosulfan sulfate	0.976	0.660	"	1.00		97.6	26-144	10.1	20	





ERI
73 Digital Dr. Suite 100
Novato CA, 94949

Project: Exxon
Project Number: 229305X/7-0238
Project Manager: Scott Thompson

Reported:
03/20/01 12:12

Organochlorine Pesticides and PCBs by EPA Method 608 - Quality Control
Sequoia Analytical - Petaluma

Analyte	Result	Reporting Limit	Units	Spike Level	Source Result	%REC	%REC Limits	RPD	RPD Limit	Notes
---------	--------	-----------------	-------	-------------	---------------	------	-------------	-----	-----------	-------

Batch 1030326 - EPA 3510B

CS Dup (1030326-BSD1)

Prepared & Analyzed: 03/14/01

Endrin	0.880	0.0600	ug/l	1.00		88.0	30-147	6.81	20	
Heptachlor	0.852	0.0300	"	1.00		85.2	34-111	6.69	20	
Heptachlor epoxide	0.889	0.830	"	1.00		88.9	37-142	6.95	20	
Surrogate: Tetrachloro-meta-xylene	1.62		"	2.00		81.0	103-119			
Surrogate: Decachlorobiphenyl	1.52		"	2.00		76.0	10-139			

CS Dup (1030326-BSD2)

Prepared & Analyzed: 03/14/01

C-01

CB-1016	9.39	1.00	ug/l	10.0		93.9	50-114	2.37	20	
CB-1260	9.46	1.00	"	10.0		94.6	8-127	15.0	20	
Surrogate: Decachlorobiphenyl	1.28		"	2.00		64.0	10-139			





ERI
73 Digital Dr. Suite 100
Novato CA, 94949

Project: Exxon
Project Number: 229305X/7-0238
Project Manager: Scott Thompson

Reported:
03/20/01 12:12

**Acid and Base/Neutral Extractables by EPA Method 625 - Quality Control
Sequoia Analytical - Petaluma**

analyte	Result	Reporting Limit	Units	Spike Level	Source Result	%REC	%REC Limits	RPD	RPD Limit	Notes
---------	--------	-----------------	-------	-------------	---------------	------	-------------	-----	-----------	-------

Batch 1030327 - EPA 3510B SepFunnel

Blank (1030327-BLK1)

Prepared & Analyzed: 03/14/01

acenaphthene	ND	5.00	ug/l							
acenaphthylene	ND	5.00	"							
anthracene	ND	5.00	"							
benzidine	ND	44.0	"							
benzo (a) anthracene	ND	5.00	"							
benzo (b+k) fluoranthene (total)	ND	5.00	"							
benzo (g,h,i) perylene	ND	5.00	"							
benzo (a) pyrene	ND	5.00	"							
bis(2-chloroethoxy)methane	ND	5.00	"							
bis(2-chloroethyl)ether	ND	6.00	"							
bis(2-chloroisopropyl)ether	ND	6.00	"							
bis(2-ethylhexyl)phthalate	ND	5.00	"							
o-Bromophenyl phenyl ether	ND	5.00	"							
o-butyl phthalate	ND	5.00	"							
o-Chloro-3-methylphenol	ND	5.00	"							
o-Chloronaphthalene	ND	5.00	"							
o-Chlorophenol	ND	5.00	"							
o-Chlorophenyl phenyl ether	ND	5.00	"							
chrysene	ND	5.00	"							
fluoranthene	ND	5.00	"							
1,2-Dichlorobenzene	ND	5.00	"							
1,3-Dichlorobenzene	ND	5.00	"							
1,4-Dichlorobenzene	ND	5.00	"							
1,3'-Dichlorobenzidine	ND	17.0	"							
1,4-Dichlorophenol	ND	5.00	"							
diethyl phthalate	ND	5.00	"							
1,4-Dimethylphenol	ND	5.00	"							
dimethyl phthalate	ND	5.00	"							
2,6-Dinitro-2-methylphenol	ND	24.0	"							
2,4-Dinitrophenol	ND	42.0	"							
2,4-Dinitrotoluene	ND	6.00	"							
2,6-Dinitrotoluene	ND	5.00	"							
di-n-octyl phthalate	ND	5.00	"							
fluoranthene	ND	5.00	"							
fluorene	ND	5.00	"							

Sequoia Analytical - Petaluma

The results in this report apply to the samples analyzed in accordance with the chain of custody document. This analytical report must be reproduced in its entirety.



ERI
 73 Digital Dr. Suite 100
 Novato CA, 94949

Project: Exxon
 Project Number: 229305X/7-0238
 Project Manager: Scott Thompson

Reported:
 03/20/01 12:12

Acid and Base/Neutral Extractables by EPA Method 625 - Quality Control

Sequoia Analytical - Petaluma

Analyte	Result	Reporting Limit	Units	Spike Level	Source Result	%REC	%REC Limits	RPD	RPD Limit	Notes
---------	--------	-----------------	-------	-------------	---------------	------	-------------	-----	-----------	-------

Batch 1030327 - EPA 3510B SepFunnel

Blank (1030327-BLK1)

Prepared & Analyzed: 03/14/01

Hexachlorobenzene	ND	5.00	ug/l							
Hexachlorobutadiene	ND	5.00	"							
Hexachlorocyclopentadiene	ND	5.00	"							
Hexachloroethane	ND	5.00	"							
Indeno (1,2,3-cd) pyrene	ND	5.00	"							
Isophorone	ND	5.00	"							
Naphthalene	ND	5.00	"							
Nitrobenzene	ND	5.00	"							
p-Nitrophenol	ND	5.00	"							
m-Nitrophenol	ND	5.00	"							
p-Nitrosodimethylamine	ND	5.00	"							
p-Nitrosodiphenylamine	ND	5.00	"							
p-Nitrosodi-n-propylamine	ND	5.00	"							
o,pentachlorophenol	ND	5.00	"							
Phenanthrene	ND	5.00	"							
Phenol	ND	5.00	"							
Pyrene	ND	5.00	"							
1,2,4-Trichlorobenzene	ND	5.00	"							
1,4,6-Trichlorophenol	ND	5.00	"							
Surrogate: 2-Fluorophenol	69.9		"	150		46.6	21-100			
Surrogate: Phenol-d6	69.9		"	150		46.6	10-94			
Surrogate: Nitrobenzene-d5	56.4		"	100		56.4	35-114			
Surrogate: 2-Fluorobiphenyl	63.8		"	100		63.8	43-116			
Surrogate: 2,4,6-Tribromophenol	162		"	150		108	10-123			
Surrogate: Terphenyl-d14	69.9		"	100		69.9	34-141			

LCS (1030327-BS1)

Prepared & Analyzed: 03/14/01

Acenaphthene	109	5.00	ug/l	100		109	47-145			
Acenaphthylene	92.3	5.00	"	100		92.3	33-145			
Anthracene	116	5.00	"	100		116	27-133			
Benzo (a) anthracene	97.0	5.00	"	100		97.0	33-143			
Benzo (b+k) fluoranthene (total)	122	5.00	"	200		61.0	24-159			
Benzo (g,h,i) perylene	98.2	5.00	"	100		98.2	0.1-219			
Benzo (a) pyrene	97.6	5.00	"	100		97.6	17-163			
Bis(2-chloroethoxy)methane	104	5.00	"	100		104	33-184			
Bis(2-chloroethyl)ether	81.7	6.00	"	100		81.7	12-158			

Sequoia Analytical - Petaluma

The results in this report apply to the samples analyzed in accordance with the chain of custody document. This analytical report must be reproduced in its entirety.





ERI
73 Digital Dr. Suite 100
Novato CA, 94949

Project: Exxon
Project Number: 229305X/7-0238
Project Manager: Scott Thompson

Reported:
03/20/01 12:12

Acid and Base/Neutral Extractables by EPA Method 625 - Quality Control
Sequoia Analytical - Petaluma

Analyte	Result	Reporting Limit	Units	Spike Level	Source Result	%REC	%REC Limits	RPD	RPD Limit	Notes
Batch 1030327 - EPA 3510B SepFunnel										
ICS (1030327-BS1)										
Prepared & Analyzed: 03/14/01										
Bis(2-chloroisopropyl)ether	124	6.00	ug/l	100		124	36-166			
Bis(2-ethylhexyl)phthalate	112	5.00	"	100		112	8-158			
2-Bromophenyl phenyl ether	114	5.00	"	100		114	56-127			
tert-butyl benzyl phthalate	103	5.00	"	100		103	0.1-152			
2-Chloro-3-methylphenol	86.6	5.00	"	100		86.6	22-147			
1-Chloronaphthalene	95.7	5.00	"	100		95.7	60-118			
2-Chlorophenol	74.6	5.00	"	100		74.6	23-134			
2-Chlorophenyl phenyl ether	107	5.00	"	100		107	25-158			
Chrysene	110	5.00	"	100		110	17-168			
1,2-Benz(a,h)anthracene	95.2	5.00	"	100		95.2	0.1-227			
Di-n-butyl phthalate	119	5.00	"	100		119	1-118			A-01
1,2-Dichlorobenzene	101	5.00	"	100		101	32-129			
1,3-Dichlorobenzene	70.5	5.00	"	100		70.5	0.1-172			
1,4-Dichlorobenzene	78.3	5.00	"	100		78.3	20-124			
1,3'-Dichlorobenzidine	76.0	17.0	"	100		76.0	0.1-262			
1,4-Dichlorophenol	114	5.00	"	100		114	39-135			
Diethyl phthalate	108	5.00	"	100		108	0.1-112			
1,4-Dimethylphenol	102	5.00	"	100		102	32-119			
Dimethyl phthalate	78.5	5.00	"	100		78.5	0.1-112			
1,6-Dinitro-2-methylphenol	123	24.0	"	100		123	0.1-181			
1,4-Dinitrophenol	95.5	42.0	"	100		95.5	0.1-191			
1,4-Dinitrotoluene	91.1	6.00	"	100		91.1	39-139			
1,6-Dinitrotoluene	83.9	5.00	"	100		83.9	50-158			
Di-n-octyl phthalate	94.8	5.00	"	100		94.8	6-146			
Fluoranthene	115	5.00	"	100		115	26-137			
Fluorene	92.0	5.00	"	100		92.0	59-121			
Hexachlorobenzene	114	5.00	"	100		114	0.1-152			
Hexachlorobutadiene	90.1	5.00	"	100		90.1	24-116			
Hexachloroethane	96.7	5.00	"	100		96.7	40-113			
Indeno (1,2,3-cd) pyrene	95.9	5.00	"	100		95.9	0.1-172			
Sophorone	94.0	5.00	"	100		94.0	21-196			
1-Naphthalene	91.8	5.00	"	100		91.8	21-133			
Nitrobenzene	96.2	5.00	"	100		96.2	35-180			
2-Nitrophenol	87.9	5.00	"	100		87.9	29-182			
3-Nitrophenol	53.0	5.00	"	100		53.0	0.1-132			
4-Nitrosodi-n-propylamine	122	5.00	"	100		122	0.1-230			

Sequoia Analytical - Petaluma

The results in this report apply to the samples analyzed in accordance with the chain of custody document. This analytical report must be reproduced in its entirety.





ERI
 73 Digital Dr. Suite 100
 Novato CA, 94949

Project: Exxon
 Project Number: 229305X/7-0238
 Project Manager: Scott Thompson

Reported:
 03/20/01 12:12

Acid and Base/Neutral Extractables by EPA Method 625 - Quality Control Sequoia Analytical - Petaluma

Analyte	Result	Reporting Limit	Units	Spike Level	Source Result	%REC	%REC Limits	RPD	RPD Limit	Notes
---------	--------	-----------------	-------	-------------	---------------	------	-------------	-----	-----------	-------

atch 1030327 - EPA 3510B SepFunnel

CS (1030327-BSI)

Prepared & Analyzed: 03/14/01

2,4-Dichlorophenol	121	5.00	ug/l	100	121	14-176				
Benanthrene	123	5.00	"	100	123	54-120				A-01
Phenol	38.7	5.00	"	100	38.7	5-112				
Styrene	96.0	5.00	"	100	96.0	52-115				
2,4-Trichlorobenzene	88.3	5.00	"	100	88.3	44-142				
2,4,6-Trichlorophenol	91.4	5.00	"	100	91.4	37-144				
Surrogate: 2-Fluorophenol	87.6		"	150	58.4	21-100				
Surrogate: Phenol-d6	90.5		"	150	60.3	10-94				
Surrogate: Nitrobenzene-d5	63.0		"	100	63.0	35-114				
Surrogate: 2-Fluorobiphenyl	76.8		"	100	76.8	43-116				
Surrogate: 2,4,6-Tribromophenol	167		"	150	111	10-123				
Surrogate: Terphenyl-d14	74.6		"	100	74.6	34-141				

CS Dup (1030327-BSD1)

Prepared & Analyzed: 03/14/01

Benaphthene	91.7	5.00	ug/l	100	91.7	47-145	17.2	200		
Benaphthylene	93.3	5.00	"	100	93.3	33-145	1.08	200		
Anthracene	100	5.00	"	100	100	27-133	14.8	200		
Benzo (a) anthracene	88.2	5.00	"	100	88.2	33-143	9.50	200		
Benzo (b,k) fluoranthene (total)	114	5.00	"	200	57.0	24-159	6.78	200		
Benzo (g,h,i) perylene	90.0	5.00	"	100	90.0	0.1-219	8.71	200		
Benzo (a) pyrene	88.7	5.00	"	100	88.7	17-163	9.55	200		
Bis(2-chloroethoxy)methane	90.2	5.00	"	100	90.2	33-184	14.2	200		
Bis(2-chloroethyl)ether	75.2	6.00	"	100	75.2	12-158	8.29	200		
Bis(2-chloroisopropyl)ether	112	6.00	"	100	112	36-166	10.2	200		
Bis(2-ethylhexyl)phthalate	99.7	5.00	"	100	99.7	8-158	11.6	200		
4-Bromophenyl phenyl ether	98.4	5.00	"	100	98.4	56-127	14.7	200		
Di-n-butyl phthalate	94.0	5.00	"	100	94.0	0.1-152	9.14	200		
1-Chloro-3-methylphenol	82.9	5.00	"	100	82.9	22-147	4.37	200		
1-Chloronaphthalene	81.3	5.00	"	100	81.3	60-118	16.3	200		
1-Chlorophenol	69.0	5.00	"	100	69.0	23-134	7.80	200		
1-Chlorophenyl phenyl ether	87.8	5.00	"	100	87.8	25-158	19.7	200		
Chrysene	97.9	5.00	"	100	97.9	17-168	11.6	200		
Fluorene	88.3	5.00	"	100	88.3	0.1-227	7.52	200		
Di-n-butyl phthalate	104	5.00	"	100	104	1-118	13.5	200		
1,2-Dichlorobenzene	90.1	5.00	"	100	90.1	32-129	11.4	200		
1,3-Dichlorobenzene	64.8	5.00	"	100	64.8	0.1-172	8.43	200		

Sequoia Analytical - Petaluma

The results in this report apply to the samples analyzed in accordance with the chain of custody document. This analytical report must be reproduced in its entirety.





ERI
73 Digital Dr. Suite 100
Novato CA, 94949

Project: Exxon
Project Number: 229305X:7-0238
Project Manager: Scott Thompson

Reported:
03/20/01 12:12

Acid and Base/Neutral Extractables by EPA Method 625 - Quality Control
Sequoia Analytical - Petaluma

Analyte	Result	Reporting Limit	Units	Spike Level	Source Result	%REC	%REC Limits	RPD	RPD Limit	Notes
---------	--------	-----------------	-------	-------------	---------------	------	-------------	-----	-----------	-------

Batch 1030327 - EPA 3510B SepFunnel

.CS Dup (1030327-BSD1)

Prepared & Analyzed: 03/14/01

4-Dichlorobenzene	70.5	5.00	ug/l	100		70.5	20-124	10.5	200	
3'-Dichlorobenzidine	70.7	17.0	"	100		70.7	0.1-262	7.23	200	
4-Dichlorophenol	96.5	5.00	"	100		96.5	39-135	16.6	200	
Diethyl phthalate	93.0	5.00	"	100		93.0	0.1-112	14.9	200	
4-Dimethylphenol	88.4	5.00	"	100		88.4	32-119	14.3	200	
Dimethyl phthalate	70.7	5.00	"	100		70.7	0.1-112	10.5	200	
6-Dinitro-2-methylphenol	110	24.0	"	100		110	0.1-181	11.2	200	
4-Dinitrophenol	88.8	42.0	"	100		88.8	0.1-191	7.27	200	
4-Dinitrotoluene	80.8	6.00	"	100		80.8	39-139	12.0	200	
6-Dinitrotoluene	73.9	5.00	"	100		73.9	50-158	12.7	200	
Di-n-octyl phthalate	88.6	5.00	"	100		88.6	6-146	6.76	200	
Fluoranthene	101	5.00	"	100		101	26-137	13.0	200	
Fluorene	84.0	5.00	"	100		84.0	59-121	9.09	200	
Hexachlorobenzene	100	5.00	"	100		100	0.1-152	13.1	200	
Hexachlorobutadiene	80.6	5.00	"	100		80.6	24-116	11.1	200	
Hexachloroethane	83.0	5.00	"	100		83.0	40-113	15.2	200	
Indeno (1,2,3-cd) pyrene	86.8	5.00	"	100		86.8	0.1-172	9.96	200	
Sophorone	83.0	5.00	"	100		83.0	21-196	12.4	200	
Naphthalene	81.1	5.00	"	100		81.1	21-133	12.4	200	
Nitrobenzene	86.1	5.00	"	100		86.1	35-180	11.1	200	
2-Nitrophenol	79.3	5.00	"	100		79.3	29-182	10.3	200	
1-Nitrophenol	48.5	5.00	"	100		48.5	0.1-132	8.87	200	
N-Nitrosodi-n-propylamine	112	5.00	"	100		112	0.1-230	8.55	200	
Pentachlorophenol	110	5.00	"	100		110	14-176	9.52	200	
Phenanthrene	100	5.00	"	100		100	54-120	20.6	200	
Phenol	34.3	5.00	"	100		34.3	5-112	12.1	200	
Pyrene	87.5	5.00	"	100		87.5	52-115	9.26	200	
1,2,4-Trichlorobenzene	78.5	5.00	"	100		78.5	44-142	11.8	200	
2,4,6-Trichlorophenol	80.2	5.00	"	100		80.2	37-144	13.1	200	
Surrogate: 2-Fluorophenol	80.0		"	150		53.3	21-100			
Surrogate: Phenol-d6	79.2		"	150		52.8	10-94			
Surrogate: Nitrobenzene-d5	56.9		"	100		56.9	35-114			
Surrogate: 2-Fluorobiphenyl	67.7		"	100		67.7	43-116			
Surrogate: 2,4,6-Tribromophenol	153		"	150		102	10-123			
Surrogate: Terphenyl-d14	68.3		"	100		68.3	34-141			





ERI
73 Digital Dr. Suite 100
Novato CA, 94949

Project: Exxon
Project Number: 229305X/7-0238
Project Manager: Scott Thompson

Reported:
03/20/01 12:12

Conventional Chemistry Parameters by APHA/EPA Methods - Quality Control
Sequoia Analytical - Petaluma

Analyte	Result	Reporting Limit	Units	Spike Level	Source Result	%REC	REC Limits	RPD	RPD Limit	Notes
Batch 1030340 - General Preparation										
Blank (1030340-BLK1) Prepared & Analyzed: 03/14/01										
Cyanide (total)	ND	0.0100	mg/l							
LCS (1030340-BS1) Prepared & Analyzed: 03/14/01										
Cyanide (total)	0.183	0.0100	mg/l	0.200		91.5	80-120			
Matrix Spike (1030340-MS1) Source: P103054-01 Prepared & Analyzed: 03/14/01										
Cyanide (total)	0.128	0.0100	mg/l	0.200	ND	62.9	75-125			QM-07
Matrix Spike Dup (1030340-MSD1) Source: P103054-01 Prepared & Analyzed: 03/14/01										
Cyanide (total)	0.175	0.0100	mg/l	0.200	ND	86.3	75-125	31.0	20	QR-07





ERI
73 Digital Dr. Suite 100
Novato CA, 94949

Project: Exxon
Project Number: 229305X/7-0238
Project Manager: Scott Thompson

Reported:
03/20/01 12:12

Notes and Definitions

- A-01 The spike recovery for this compound is above QC limits.
- C-01 To reduce matrix interference, the sample extract has undergone sulfuric acid clean-up, method 3665, which is specific to hydrocarbon contamination.
- D-08 Results in the diesel organics range are elevated due to overlap from lower boiling point hydrocarbons.
- QM-01 The spike recovery for this QC sample is outside of established control limits due to sample matrix interference.
- QM-07 The spike recovery was outside acceptance limits for the MS and/or MSD. The batch was accepted based on acceptable LCS recovery.
- QR-07 The RPD was outside QC acceptance limits.
- DET Analyte DETECTED
- ND Analyte NOT DETECTED at or above the reporting limit
- NR Not Reported
- dry Sample results reported on a dry weight basis
- RPD Relative Percent Difference





Client: SA PETALUMA	Client Project ID: P103301-02	Sampled: 3/12/01
	Sample Description:	Received: 3/13/01
Attention:	Analysis Method: See below	Reported: 3/19/01
	Laboratory Number: MKC0350-0	

STATIC PERCENT SURVIVAL BIOASSAY - NON RENEWAL

Species: PIMEPHALES promelas
 Common Name: FATHEAD MINNOW

Test Organisms/Tank: 10

Test Organisms/Conc.: 20

Tank Depth: 16 cm

Tank Volume: 8 L

Acclimation Temp.: 19 °C +/- 2

Supplier: THOMAS FISH CO.

Mean Length: 31 mm Mean Weight: 0.2 g

Min. Length: 28 mm Min. Weight: 0.14 g

Max. Length: 35 mm Max. Weight: 0.3 g

Dilution Water: Synthetic Moderately Hardwater

Alkalinity: **Acceptable range: 60-70 mg/L**

Hardness: **Acceptable range: 80-100 mg/L**

Control
100 %

Alkalinity mg/L	Hardness mg/L	Chlorine mg/L	Conductivity µmhos/cm
60	80	ND	240
720	40	ND	1610

DATE	Initial	24 Hr	48 Hr	72 Hr	96 Hr
	3/15/01	3/16/01	3/17/01	3/18/01	3/19/01

	DO	C°	pH	DO	C°	pH	#M	DO	C°	pH	#M	DO	C°	pH	#M	DO	C°	pH	#M	Total Dead
	mg/L	Temp	Units	mg/L	Temp	Units	Dead	mg/L	Temp	Units	Dead	mg/L	Temp	Units	Dead	mg/L	Temp	Units	Dead	
Control	9.5	19	7.9	8.3	18	7.8	0	8.1	17	7.6	0					7.6	19	7.5	0	0
Control	9.5	19	7.9	8.4	18	7.8	0	7.9	17	7.7	0					7.6	19	7.5	0	0
100% A	7.8	17	9.7	8.3	18	8.6	9	7.7	17	8.5	1					8	19	8.7	0	10
100% B	7.8	17	9.7	8.4	18	8.5	9	7.7	17	8.2	1					8.1	19	8.7	0	10

96 Hour Percent Survival at 100% Concentration: 0 %

Remarks: ph ADJUSTED TO COMPLY WITH SOP
READINGS MISSED 3/18/01

Analyst: JOHN RANIEL

Method Reference: Methods for Measuring the Acute Toxicity of Effluents to Fresh-water and Marine Organisms, 3rd Edition, EPA 600/4-85/013.

SEQUOIA ANALYTICAL ELAP# 1210

Project Manager

page of





Sequoia Analytical
680 Chesapeake Dr.
Redwood City, CA 94063
(650) 364-9600 • FAX (650) 364-9233

EXXON COMPANY, U.S.A.

P.O. Box 2180, Houston, TX 77002-7426

CHAIN OF CUSTODY

Consultant's Name: **ERI**

Page **1** of **1**

Address: **73 DIGITAL DRIVE SUITE 100 NOVATO CA**

Site Location: **2200 E. 12th OAKLAND**

Project #: **229385X**

Consultant Project #:

Consultant Work Release #:

Project Contact: **SCOTT THOMPSON**

Phone #: **(415) 382-9105**

Laboratory Work Release #:

EXXON Contact: **DARIN L. ROUSE**

Phone #: **(974) 246-8768**

EXXON RAS #: **7-0238**

Sampled by (print): **D. GLAZE/MANLEY**

Sampler's Signature: *John W. Manley*

Oakland, CA

Shipment Method: **HAND DELIVERY**

Air Bill #:

TAT: 24 hr 48 hr 72 hr 96 hr Standard (10 day)

ANALYSIS REQUIRED

Sample Description	Collection Date	Collection Time	Matrix Soil/Water/Air	Prsv	# of Cont.	Sequoia's Sample #	PH/Gas	TPH/	TRPH S.M. 5520	METALS EPA 6010	FISH TOXICITY	Temperature: _____
							BTEX 8015/ 8020	Diesel EPA 8015		EPA 601	Yes No	Yes No
W-INF	3/12	2330	H ₂ O	HCL	6	10330-01	X					* ALSO EPA 601 & 602
W-INF		2355	H ₂ O	NA	3			X				* ALSO EPA 608 & 625
W-INF		2355		H ₂ O ₃	2					X		
W-EFF		2350		HCL	6	103301-02	X					* ALSO EPA 601 & 602
W-EFF		2350		NA	3			X				* ALSO EPA 608 & 625
W-EFF		2350		H ₂ O ₃	2					X		
W-EFF		2350		NA	2						X	
W-EFF		23:50		NaOH	1							Cyanides EPA 335.2
W-INF		23:50		NaOH	1							Cyanides EPA 335.2

RELINQUISHED BY / AFFILIATION	Date	Time	ACCEPTED / AFFILIATION	Date	Time	Additional Comments
<i>John W. Manley</i>	5/13	13:00	<i>Carmy Sandoz / ERI</i>	3/13/01	13:00	
<i>Carmy Sandoz / ERI</i>	3/13/01	17:55	<i>Chorenzo / SEQ</i>	3/13/01	17:55	

Pink - Client

Yellow - Sequoia

White - Sequoia



**Sequoia
Analytical**

1455 McDowell Blvd, North Ste D
Petaluma, CA 94954
(707) 792-1865
FAX (707) 792-0342
www.sequoialabs.com

19 September, 2001

Scott Thompson
ERI
73 Digital Dr. Suite 100
Novato, CA 94949

RE: Exxon
Sequoia Report: P103479

Enclosed are the results of analyses for samples received by the laboratory on 03/22/01 11:02. If you have any questions concerning this report, please feel free to contact me.

Sincerely,

Angelee Cari
Client Services Representative

CA ELAP Certificate #2374



ERI
73 Digital Dr. Suite 100
Novato CA, 94949

Project: Exxon
Project Number: 229305X/7-0238
Project Manager: Scott Thompson

Reported:
09/19/01 14:45

ANALYTICAL REPORT FOR SAMPLES

Sample ID	Laboratory ID	Matrix	Date Sampled	Date Received
W-INF	P103479-01	Water	03/12/01 23:30	03/22/01 11:02
W-EFF	P103479-02	Water	03/12/01 23:50	03/22/01 11:02

Sequoia Analytical - Petaluma

Angelee Cari

The results in this report apply to the samples analyzed in accordance with the chain of custody document. This analytical report must be reproduced in its entirety.



ERI
73 Digital Dr. Suite 100
Novato CA, 94949

Project: Exxon
Project Number: 229305X/7-0238
Project Manager: Scott Thompson

Reported:
09/19/01 14:45

**Volatile Organic Compounds by EPA Method 8260B
Sequoia Analytical - Petaluma**

Analyte	Result	Reporting Limit	Units	Dilution	Batch	Prepared	Analyzed	Method	Notes
V-INF (P103479-01) Water Sampled: 03/12/01 23:30 Received: 03/22/01 11:02									
Methyl tert-butyl ether	4000	50	ug/l	100	1030577	03/24/01	03/24/01	EPA 8260B	
Surrogate: Dibromofluoromethane		113 %	88-118		"	"	"	"	
W-EFF (P103479-02) Water Sampled: 03/12/01 23:50 Received: 03/22/01 11:02									
Methyl tert-butyl ether	ND	0.50	ug/l	1	1030577	03/24/01	03/24/01	EPA 8260B	
Surrogate: Dibromofluoromethane		113 %	88-118		"	"	"	"	



ERI
73 Digital Dr. Suite 100
Novato CA, 94949

Project: Exxon
Project Number: 229305X/7-0238
Project Manager: Scott Thompson

Reported:
09/19/01 14:45

**Volatile Organic Compounds by EPA Method 8260B - Quality Control
Sequoia Analytical - Petaluma**

Analyte	Result	Reporting Limit	Units	Spike Level	Source Result	%REC	%REC Limits	RPD	RPD Limit	Notes
Batch 1030577 - EPA 5030 waters										
Blank (1030577-BLK1)										
Prepared & Analyzed: 03/24/01										
Methyl tert-butyl ether	ND	0.50	ug/l							
Surrogate: Dibromofluoromethane	5.34		"	5.00		107	88-118			
CS (1030577-BS1)										
Prepared & Analyzed: 03/24/01										
Methyl tert-butyl ether	5.65	0.50	ug/l	5.00		113	79-118			
Surrogate: Dibromofluoromethane	5.47		"	5.00		109	88-118			
Matrix Spike (1030577-MS1)										
Source: P103530-03 Prepared & Analyzed: 03/24/01										
Methyl tert-butyl ether	198	10	ug/l	100	80	118	79-118			
Surrogate: Dibromofluoromethane	5.49		"	5.00		110	88-118			
Matrix Spike Dup (1030577-MSD1)										
Source: P103530-03 Prepared & Analyzed: 03/24/01										
Methyl tert-butyl ether	204	10	ug/l	100	80	124	79-118	2.99	20	QM-07
Surrogate: Dibromofluoromethane	5.55		"	5.00		111	88-118			



ERI
73 Digital Dr. Suite 100
Novato CA, 94949

Project: Exxon
Project Number: 229305X/7-0238
Project Manager: Scott Thompson

Reported:
09/19/01 14:45

Notes and Definitions

- QM-07 The spike recovery was outside control limits for the MS and/or MSD. The batch was accepted based on acceptable LCS recovery.
- DET Analyte DETECTED
- ND Analyte NOT DETECTED at or above the reporting limit
- NR Not Reported
- dry Sample results reported on a dry weight basis
- RPD Relative Percent Difference



CHAIN OF CUSTODY

Consultant's Name: **ERI** Page 1 of 1

Address: **73 DIGITAL DRIVE SUITE 100 NOVATO CA** Site Location: **2200 E. 12th Oakland**

Project #: **229385X** Consultant Project #: Consultant Work Release #:

Project Contact: **Scott Thompson** Phone #: **(415) 382-9105** Laboratory Work Release #:

EXXON Contact: **DARIN L. ROUSE** Phone #: **(975) 246-8768** EXXON RAS #: **7-0236**

Sampled by (print): **D. GLAZE/Marking** Sampler's Signature: *John W. McInerney* **Oakland, CA**

Shipment Method: **HAND DELIVERY** Air Bill #:

TAT: 24 hr 48 hr 72 hr 96 hr Standard (10 day)

ANALYSIS REQUIRED

Sample Description	Collection Date	Collection Time	Matrix Soil/Water/Air	Prsv	# of Cont.	Sequoia's Sample #	TPH/Gas	TPH/	TRPH S.M. 5520	METALS EPA	FISH TOXICITY	Temperature: _____
							BTEX	Diesel		6010	Inbound Seal: Yes No	
							8015/8020	EPA 8015				Outbound Seal: Yes No
W-INF	3/12	2330	H ₂ O	HCL	6	103301-01	X					* ALSO EPA 601 & 602
W-INF		2355	H ₂ O	NA	3			X				* ALSO EPA 601 & 625
W-INF		2355		HNO ₃	2					X		
W-EFF		2350		HCL	6	103301-02	X					* ALSO EPA 601 & 602
W-EFF		2350		NA	3			X				* ALSO EPA 601 & 625
W-EFF		2350		HNO ₃	2					X		
W-EFF		2350		NA	2						X	
W-EFF		2350		NaOH	1							Chromides EPA 335.2
W-INF		2350		NaOH	1							Cyanides EPA 335.2

RELINQUISHED BY / AFFILIATION	Date	Time	ACCEPTED / AFFILIATION	Date	Time	Additional Comments
<i>John W. McInerney</i>	5/13	1300	<i>Carmy Sander / ERI</i>	3/12/01	13:00	
<i>Carmy Sander / ERI</i>	3/13/01	17.55	<i>Chorengo / GEE</i>	3/13/01	1755	

Pink - Client
Yellow - Sequoia
White - Sequoia




Sequoia Analytical

885 Jarvis Drive
Morgan Hill, CA 95037
(408) 776-9600
FAX (408) 782-6308
www.sequoialabs.com

27 March, 2001

Scott Thompson
Environmental Resolutions (Exxon)
73 Digital Drive, Suite 100
Novato, CA 94949



RE: Exxon
Sequoia Report: MKC0406

Enclosed are the results of analyses for samples received by the laboratory on 03/16/01 17:59. If you have any questions concerning this report, please feel free to contact me.

Sincerely,

Wayne Stevenson
Client Services Manager

CA ELAP Certificate #1210





Environmental Resolutions (Exxon)
3 Digital Drive, Suite 100
Livermore CA, 94549

Project: Exxon
Project Number: -
Project Manager: Scott Thompson

Reported:
03/27/01 08:29

ANALYTICAL REPORT FOR SAMPLES

Sample ID	Laboratory ID	Matrix	Date Sampled	Date Received
V-INF	MKC0406-01	Water	03/16/01 10:30	03/16/01 17:59
V-EFF	MKC0406-02	Water	03/16/01 10:00	03/16/01 17:59

Sequoia Analytical - Morgan Hill

The results in this report apply to the samples analyzed in accordance with the chain of custody document. This analytical report must be reproduced in its entirety.

Jayne Stevenson, Client Services Manager





Environmental Resolutions (Exxon)
13 Digital Drive, Suite 100
Livermore CA, 94549

Project: Exxon
Project Number: -
Project Manager: Scott Thompson

Reported:
03/27/01 08:29

Total Purgeable Hydrocarbons (C6-C12) and BTEX by DHS LUFT Sequoia Analytical - Morgan Hill

Analyte	Result	Reporting Limit	Units	Dilution	Batch	Prepared	Analyzed	Method	Notes
-INF (MKC0406-01) Water Sampled: 03/16/01 10:30 Received: 03/16/01 17:59									
Purgeable Hydrocarbons	2860	500	ug/l	10	1C16002	03/16/01	03/16/01	DHS LUFT	P-01
Benzene	106	5.00	"	"	"	"	"	"	
Toluene	15.6	5.00	"	"	"	"	"	"	
Ethylbenzene	137	5.00	"	"	"	"	"	"	
Xylenes (total)	312	5.00	"	"	"	"	"	"	
surrogate: <i>a,a,a</i> -Trifluorotoluene		89.1 %		70-130	"	"	"	"	
-EFF (MKC0406-02) Water Sampled: 03/16/01 10:00 Received: 03/16/01 17:59									
Purgeable Hydrocarbons	ND	50.0	ug/l	1	1C16002	03/16/01	03/16/01	DHS LUFT	
Benzene	ND	0.500	"	"	"	"	"	"	
Toluene	ND	0.500	"	"	"	"	"	"	
Ethylbenzene	ND	0.500	"	"	"	"	"	"	
Xylenes (total)	ND	0.500	"	"	"	"	"	"	
surrogate: <i>a,a,a</i> -Trifluorotoluene		93.1 %		70-130	"	"	"	"	





Environmental Resolutions (Exxon)
5 Digital Drive, Suite 100
Morgan Hill, CA, 94949

Project: Exxon
Project Number: -
Project Manager: Scott Thompson

Reported:
03/27/01 08:29

Diesel Hydrocarbons (C9-C24) by DHS LUFT
Sequoia Analytical - Morgan Hill

Sample	Result	Reporting Limit	Units	Dilution	Batch	Prepared	Analyzed	Method	Notes
INF (MKC0406-01) Water Sampled: 03/16/01 10:30 Received: 03/16/01 17:59									
Diesel Range Hydrocarbons	1350	50.0	ug/l	1	1C19020	03/19/01	03/19/01	DHS LUFT	D-15
rogate: n-Pentacosane		119 %	50-150		"	"	"	"	
EFF (MKC0406-02) Water Sampled: 03/16/01 10:00 Received: 03/16/01 17:59									
Diesel Range Hydrocarbons	ND	50.0	ug/l	1	1C19020	03/19/01	03/23/01	DHS LUFT	
rogate: n-Pentacosane		120 %	50-150		"	"	"	"	





Environmental Resolutions (Exxon)
333 Digital Drive, Suite 100
Morgan Hill, CA, 94949

Project: Exxon
Project Number: -
Project Manager: Scott Thompson

Reported:
03/27/01 08:29

Total Metals by EPA 6000/7000 Series Methods Sequoia Analytical - Morgan Hill

Analyte	Result	Reporting Limit	Units	Dilution	Batch	Prepared	Analyzed	Method	Notes
INF (MKC0406-01) Water Sampled: 03/16/01 10:30 Received: 03/16/01 17:59									
Aluminum	ND	0.0200	mg/l	1	1C19007	03/19/01	03/20/01	EPA 6010A	
Barium	ND	0.100	"	"	"	"	"	"	
Bismuth	ND	0.0100	"	"	"	"	"	"	
Cadmium	ND	0.0100	"	"	"	"	"	"	
Chromium	0.0116	0.0100	"	"	"	"	"	"	
Copper	ND	0.0100	"	"	"	"	"	"	
Lead	0.0742	0.0500	"	"	"	"	"	"	
Manganese	ND	0.100	"	"	"	"	"	"	
Mercury	ND	0.100	"	"	"	"	"	"	
Nickel	ND	0.100	"	"	"	"	"	"	
Selenium	ND	0.100	"	"	"	"	"	"	
Silver	ND	0.100	"	"	"	"	"	"	
Zinc	0.0403	0.0100	"	"	"	"	"	"	
EFF (MKC0406-02) Water Sampled: 03/16/01 10:00 Received: 03/16/01 17:59									
Aluminum	ND	0.0200	mg/l	1	1C19007	03/19/01	03/20/01	EPA 6010A	
Barium	ND	0.100	"	"	"	"	"	"	
Bismuth	ND	0.0100	"	"	"	"	"	"	
Cadmium	ND	0.0100	"	"	"	"	"	"	
Copper	ND	0.0100	"	"	"	"	"	"	
Lead	ND	0.0500	"	"	"	"	"	"	
Manganese	ND	0.100	"	"	"	"	"	"	
Mercury	ND	0.100	"	"	"	"	"	"	
Nickel	ND	0.100	"	"	"	"	"	"	
Selenium	ND	0.100	"	"	"	"	"	"	
Silver	ND	0.100	"	"	"	"	"	"	
Zinc	0.0118	0.0100	"	"	"	"	"	"	





Environmental Resolutions (Exxon)
3 Digital Drive, Suite 100
Folsom, CA, 94949

Project: Exxon
Project Number: -
Project Manager: Scott Thompson

Reported:
03/27/01 08:29

Purgeable Halocarbons by EPA Method 601 Sequoia Analytical - Morgan Hill

Analyte	Result	Reporting Limit	Units	Dilution	Batch	Prepared	Analyzed	Method	Notes
INF (MKC0406-01) Water Sampled: 03/16/01 10:30 Received: 03/16/01 17:59									
Bromodichloromethane	ND	10.0	ug/l	20	1C19008	03/19/01	03/19/01	EPA 601	
Bromoform	ND	10.0	"	"	"	"	"	"	
Bromomethane	ND	20.0	"	"	"	"	"	"	
Carbon tetrachloride	ND	10.0	"	"	"	"	"	"	
Chlorobenzene	ND	10.0	"	"	"	"	"	"	
Chloroethane	ND	20.0	"	"	"	"	"	"	
Chloroform	ND	10.0	"	"	"	"	"	"	
Chloromethane	ND	20.0	"	"	"	"	"	"	
Bromochloromethane	ND	10.0	"	"	"	"	"	"	
1,1-Dichlorobenzene	ND	10.0	"	"	"	"	"	"	
1,2-Dichlorobenzene	ND	10.0	"	"	"	"	"	"	
1,3-Dichlorobenzene	ND	10.0	"	"	"	"	"	"	
1,1-Dichloroethane	ND	10.0	"	"	"	"	"	"	
1,2-Dichloroethane	ND	10.0	"	"	"	"	"	"	
1,1,2-Dichloroethane	ND	10.0	"	"	"	"	"	"	
trans-1,2-Dichloroethane	ND	10.0	"	"	"	"	"	"	
1,1-Dichloropropane	ND	10.0	"	"	"	"	"	"	
1,1,3-Dichloropropene	ND	10.0	"	"	"	"	"	"	
trans-1,3-Dichloropropene	ND	10.0	"	"	"	"	"	"	
1,1,2,2-Tetrachloroethane	ND	100	"	"	"	"	"	"	
1,1,2,2-Tetrachloroethane	ND	10.0	"	"	"	"	"	"	
1,1,1-Trichloroethane	ND	10.0	"	"	"	"	"	"	
1,1,2-Trichloroethane	ND	10.0	"	"	"	"	"	"	
1,1,1-Trichloroethane	ND	10.0	"	"	"	"	"	"	
1,1,2-Trichloroethane	ND	10.0	"	"	"	"	"	"	
1,1,2-Trichlorotrifluoroethane	ND	20.0	"	"	"	"	"	"	
1,1,1-Trichloroethane	791	10.0	"	"	"	"	"	"	
1,1,2-Dibromoethane	ND	20.0	"	"	"	"	"	"	
Surrogate: 1-Chloro-3-fluorobenzene		97.9 %		70-130	"	"	"	"	





Environmental Resolutions (Exxon)
3 Digital Drive, Suite 100
Fremont, CA, 94949

Project: Exxon
Project Number: -
Project Manager: Scott Thompson

Reported:
03/27/01 08:29

Purgeable Halocarbons by EPA Method 601 Sequoia Analytical - Morgan Hill

Analyte	Result	Reporting Limit	Units	Dilution	Batch	Prepared	Analyzed	Method	Notes
EFF (MKC0406-02) Water Sampled: 03/16/01 10:00 Received: 03/16/01 17:59									
monochloromethane	ND	0.500	ug/l	1	1C19008	03/19/01	03/19/01	EPA 601	
monobromomethane	ND	0.500	"	"	"	"	"	"	
monomethane	ND	1.00	"	"	"	"	"	"	
carbon tetrachloride	ND	0.500	"	"	"	"	"	"	
chlorobenzene	ND	0.500	"	"	"	"	"	"	
chloroethane	ND	1.00	"	"	"	"	"	"	
chloroform	ND	0.500	"	"	"	"	"	"	
bromomethane	ND	1.00	"	"	"	"	"	"	
bromochloromethane	ND	0.500	"	"	"	"	"	"	
1,1-Dichlorobenzene	ND	0.500	"	"	"	"	"	"	
1,2-Dichlorobenzene	ND	0.500	"	"	"	"	"	"	
1,3-Dichlorobenzene	ND	0.500	"	"	"	"	"	"	
1,1-Dichloroethane	ND	0.500	"	"	"	"	"	"	
1,2-Dichloroethane	ND	0.500	"	"	"	"	"	"	
trans-1,2-Dichloroethane	ND	0.500	"	"	"	"	"	"	
1,1-Dichloropropane	ND	0.500	"	"	"	"	"	"	
1,1,3-Dichloropropene	ND	0.500	"	"	"	"	"	"	
trans-1,3-Dichloropropene	ND	0.500	"	"	"	"	"	"	
ethylene chloride	ND	5.00	"	"	"	"	"	"	
1,1,1,2-Tetrachloroethane	ND	0.500	"	"	"	"	"	"	
trichloroethene	ND	0.500	"	"	"	"	"	"	
1,1,1-Trichloroethane	ND	0.500	"	"	"	"	"	"	
1,1,2-Trichloroethane	ND	0.500	"	"	"	"	"	"	
1,1,2-Trichloroethene	ND	0.500	"	"	"	"	"	"	
1,1,1-Trichlorofluoromethane	ND	0.500	"	"	"	"	"	"	
1,1,1,2-Tetrachlorotrifluoroethane	ND	1.00	"	"	"	"	"	"	
vinyl chloride	ND	0.500	"	"	"	"	"	"	
1,1-Dibromoethane	ND	1.00	"	"	"	"	"	"	
<i> surrogate: 1-Chloro-3-fluorobenzene</i>		102 %	70-130	"	"	"	"	"	





Environmental Resolutions (Exxon)
3 Digital Drive, Suite 100
Livermore CA, 94549

Project: Exxon
Project Number: -
Project Manager: Scott Thompson

Reported:
03/27/01 08:29

**Purgeable Aromatics by EPA Method 602
Sequoia Analytical - Morgan Hill**

Analyte	Result	Reporting Limit	Units	Dilution	Batch	Prepared	Analyzed	Method	Notes
INF (MKC0406-01) Water Sampled: 03/16/01 10:30 Received: 03/16/01 17:59									
benzene	1930	10.0	ug/l	20	1C19008	03/19/01	03/19/01	EPA 602	
toluene	ND	10.0	"	"	"	"	"	"	
-Dichlorobenzene	ND	10.0	"	"	"	"	"	"	
-Dichlorobenzene	ND	10.0	"	"	"	"	"	"	
-Dichlorobenzene	ND	10.0	"	"	"	"	"	"	
luene	340	10.0	"	"	"	"	"	"	
ethylbenzene	2760	10.0	"	"	"	"	"	"	
lenes (total)	5810	10.0	"	"	"	"	"	"	
<i>rogate: 1-Chloro-3-fluorobenzene</i>									
		97.8 %	70-130						
EFF (MKC0406-02) Water Sampled: 03/16/01 10:00 Received: 03/16/01 17:59									
benzene	ND	0.500	ug/l	1	1C19008	03/19/01	03/19/01	EPA 602	
toluene	ND	0.500	"	"	"	"	"	"	
-Dichlorobenzene	ND	0.500	"	"	"	"	"	"	
-Dichlorobenzene	ND	0.500	"	"	"	"	"	"	
-Dichlorobenzene	ND	0.500	"	"	"	"	"	"	
luene	ND	0.500	"	"	"	"	"	"	
ethylbenzene	ND	0.500	"	"	"	"	"	"	
lenes (total)	ND	0.500	"	"	"	"	"	"	
<i>rogate: 1-Chloro-3-fluorobenzene</i>									
		102 %	70-130						





Environmental Resolutions (Exxon)
3 Digital Drive, Suite 100
Livermore CA, 94949

Project: Exxon
Project Number: -
Project Manager: Scott Thompson

Reported:
03/27/01 08:29

Organochlorine Pesticides and PCBs by EPA Method 608 Sequoia Analytical - Morgan Hill

Analyte	Result	Reporting Limit	Units	Dilution	Batch	Prepared	Analyzed	Method	Notes
-INF (MKC0406-01) Water Sampled: 03/16/01 10:30 Received: 03/16/01 17:59									
drin	ND	0.0250	ug/l	1	1C19010	03/19/01	03/19/01	EPA 608	
gamma-BHC	ND	0.0250	"	"	"	"	"	"	
alpha-BHC	ND	0.0250	"	"	"	"	"	"	
delta-BHC	ND	0.0250	"	"	"	"	"	"	
gamma-BHC	ND	0.0250	"	"	"	"	"	"	
gamma-BHC (Lindane)	ND	0.0250	"	"	"	"	"	"	
lindane (tech)	ND	0.500	"	"	"	"	"	"	
p,p'-DDD	ND	0.150	"	"	"	"	"	"	
p,p'-DDE	ND	0.0500	"	"	"	"	"	"	
p,p'-DDT	ND	0.150	"	"	"	"	"	"	
dieldrin	ND	0.0500	"	"	"	"	"	"	
disulfan I	ND	0.0500	"	"	"	"	"	"	
disulfan II	ND	0.0500	"	"	"	"	"	"	
disulfan sulfate	ND	0.150	"	"	"	"	"	"	
drin	ND	0.0500	"	"	"	"	"	"	
drin aldehyde	ND	0.150	"	"	"	"	"	"	
ptachlor	ND	0.0250	"	"	"	"	"	"	
ptachlor epoxide	ND	0.0250	"	"	"	"	"	"	
methoxychlor	ND	0.500	"	"	"	"	"	"	
o-xaphene	ND	2.00	"	"	"	"	"	"	
CB-1016	ND	0.500	"	"	"	"	"	"	
CB-1221	ND	2.00	"	"	"	"	"	"	
CB-1232	ND	0.500	"	"	"	"	"	"	
CB-1242	ND	0.500	"	"	"	"	"	"	
CB-1248	ND	0.500	"	"	"	"	"	"	
CB-1254	ND	0.500	"	"	"	"	"	"	
CB-1260	ND	0.500	"	"	"	"	"	"	
surrogate: Tetrachloro-m-xylene		83.2 %		50-150	"	"	"	"	
surrogate: Decachlorobiphenyl		133 %		50-150	"	"	"	"	





Environmental Resolutions (Exxon)
3 Digital Drive, Suite 100
Morgan Hill, CA, 94949

Project: Exxon
Project Number: -
Project Manager: Scott Thompson

Reported:
03/27/01 08:29

Organochlorine Pesticides and PCBs by EPA Method 608
Sequoia Analytical - Morgan Hill

Analyte	Result	Reporting Limit	Units	Dilution	Batch	Prepared	Analyzed	Method	Notes
EFF (MKC0406-02) Water Sampled: 03/16/01 10:00 Received: 03/16/01 17:59									
lindrin	ND	0.0250	ug/l	1	1C19010	03/19/01	03/19/01	EPA 608	
gamma-BHC	ND	0.0250	"	"	"	"	"	"	
alpha-BHC	ND	0.0250	"	"	"	"	"	"	
delta-BHC	ND	0.0250	"	"	"	"	"	"	
gamma-BHC (Lindane)	ND	0.0250	"	"	"	"	"	"	
lindane (tech)	ND	0.500	"	"	"	"	"	"	
p,p'-DDD	ND	0.150	"	"	"	"	"	"	
p,p'-DDE	ND	0.0500	"	"	"	"	"	"	
p,p'-DDT	ND	0.150	"	"	"	"	"	"	
lindrin	ND	0.0500	"	"	"	"	"	"	
dosulfan I	ND	0.0500	"	"	"	"	"	"	
dosulfan II	ND	0.0500	"	"	"	"	"	"	
dosulfan sulfate	ND	0.150	"	"	"	"	"	"	
lindrin	ND	0.0500	"	"	"	"	"	"	
lindrin aldehyde	ND	0.150	"	"	"	"	"	"	
o,p'-DDE	ND	0.0250	"	"	"	"	"	"	
o,p'-DDE epoxide	ND	0.0250	"	"	"	"	"	"	
o,p'-DDT	ND	0.500	"	"	"	"	"	"	
o,p'-DDT	ND	2.00	"	"	"	"	"	"	
PCB-1016	ND	0.500	"	"	"	"	"	"	
PCB-1221	ND	2.00	"	"	"	"	"	"	
PCB-1232	ND	0.500	"	"	"	"	"	"	
PCB-1242	ND	0.500	"	"	"	"	"	"	
PCB-1248	ND	0.500	"	"	"	"	"	"	
PCB-1254	ND	0.500	"	"	"	"	"	"	
PCB-1260	ND	0.500	"	"	"	"	"	"	
surrogate: Tetrachloro-m-xylene		98.8 %		50-150	"	"	"	"	
surrogate: Decachlorobiphenyl		165 %		50-150	"	"	"	"	S-03





Environmental Resolutions (Exxon)
3 Digital Drive, Suite 100
Folsom, CA, 94949

Project: Exxon
Project Number: -
Project Manager: Scott Thompson

Reported:
03/27/01 08:29

Acid and Base/Neutral Extractables by EPA Method 625 Sequoia Analytical - Morgan Hill

Analyte	Result	Reporting Limit	Units	Dilution	Batch	Prepared	Analyzed	Method	Notes
-INF (MKC0406-01) Water Sampled: 03/16/01 10:30 Received: 03/16/01 17:59									
benzophenone	ND	10.0	ug/l	1	1C19022	03/19/01	03/19/01	EPA 625	
benzophenylene	ND	10.0	"	"	"	"	"	"	
anthracene	ND	10.0	"	"	"	"	"	"	
benzoic acid	ND	20.0	"	"	"	"	"	"	
benzo (a) anthracene	ND	10.0	"	"	"	"	"	"	
benzo (b) fluoranthene	ND	10.0	"	"	"	"	"	"	
benzo (k) fluoranthene	ND	10.0	"	"	"	"	"	"	
benzo (ghi) perylene	ND	10.0	"	"	"	"	"	"	
benzo (a) pyrene	ND	10.0	"	"	"	"	"	"	
benzyl alcohol	ND	10.0	"	"	"	"	"	"	
bis(2-chloroethoxy)methane	ND	10.0	"	"	"	"	"	"	
bis(2-chloroethyl)ether	ND	10.0	"	"	"	"	"	"	
bis(2-chloroisopropyl)ether	ND	10.0	"	"	"	"	"	"	
bis(2-ethylhexyl)phthalate	ND	20.0	"	"	"	"	"	"	
3-bromophenyl phenyl ether	ND	10.0	"	"	"	"	"	"	
benzyl phenyl phthalate	ND	10.0	"	"	"	"	"	"	
Chloroaniline	ND	20.0	"	"	"	"	"	"	
Chloronaphthalene	ND	10.0	"	"	"	"	"	"	
Chloro-3-methylphenol	ND	10.0	"	"	"	"	"	"	
Chlorophenol	ND	10.0	"	"	"	"	"	"	
Chlorophenyl phenyl ether	ND	10.0	"	"	"	"	"	"	
Chrysene	ND	10.0	"	"	"	"	"	"	
benz (a,h) anthracene	ND	10.0	"	"	"	"	"	"	
benzofuran	ND	10.0	"	"	"	"	"	"	
n-butyl phthalate	ND	20.0	"	"	"	"	"	"	
2-Dichlorobenzene	ND	10.0	"	"	"	"	"	"	
3-Dichlorobenzene	ND	10.0	"	"	"	"	"	"	
4-Dichlorobenzene	ND	10.0	"	"	"	"	"	"	
3,4-Dichlorobenzidine	ND	20.0	"	"	"	"	"	"	
4-Dichlorophenol	ND	10.0	"	"	"	"	"	"	
diethyl phthalate	ND	10.0	"	"	"	"	"	"	
4-Dimethylphenol	ND	10.0	"	"	"	"	"	"	
dimethyl phthalate	ND	10.0	"	"	"	"	"	"	
5-Dinitro-2-methylphenol	ND	20.0	"	"	"	"	"	"	
4-Dinitrophenol	ND	20.0	"	"	"	"	"	"	
4-Dinitrotoluene	ND	10.0	"	"	"	"	"	"	
5-Dinitrotoluene	ND	10.0	"	"	"	"	"	"	
n-octyl phthalate	ND	10.0	"	"	"	"	"	"	

Sequoia Analytical - Morgan Hill

The results in this report apply to the samples analyzed in accordance with the chain of custody document. This analytical report must be reproduced in its entirety.





Environmental Resolutions (Exxon)
3 Digital Drive, Suite 100
Morgan Hill, CA, 94949

Project: Exxon
Project Number: -
Project Manager: Scott Thompson

Reported:
03/27/01 08:29

Acid and Base/Neutral Extractables by EPA Method 625
Sequoia Analytical - Morgan Hill

Analyte	Result	Reporting Limit	Units	Dilution	Batch	Prepared	Analyzed	Method	Notes
INF (MKC0406-01) Water Sampled: 03/16/01 10:30 Received: 03/16/01 17:59									
Acenaphthene	ND	10.0	ug/l	1	1C19022	03/19/01	03/19/01	EPA 625	
Acenaphthylene	ND	10.0	"	"	"	"	"	"	
1,2-Dichlorobenzene	ND	10.0	"	"	"	"	"	"	
1,2-Dichlorobutadiene	ND	10.0	"	"	"	"	"	"	
1,2-Dichlorocyclopentadiene	ND	20.0	"	"	"	"	"	"	
1,2-Dichloroethane	ND	10.0	"	"	"	"	"	"	
1,2,3,4-Dibenzopyrene	ND	10.0	"	"	"	"	"	"	
1,2,3-Trichlorobenzene	ND	10.0	"	"	"	"	"	"	
1-Methylnaphthalene	42.5	10.0	"	"	"	"	"	"	
1-Methylphenol	ND	10.0	"	"	"	"	"	"	
2-Methylphenol	ND	10.0	"	"	"	"	"	"	
1,2,3-Trichlorophthalene	99.2	10.0	"	"	"	"	"	"	
4-Nitroaniline	ND	20.0	"	"	"	"	"	"	
3-Nitroaniline	ND	20.0	"	"	"	"	"	"	
2-Nitroaniline	ND	20.0	"	"	"	"	"	"	
1,2-Dichlorobenzene	ND	10.0	"	"	"	"	"	"	
4-Nitrophenol	ND	10.0	"	"	"	"	"	"	
2-Nitrophenol	ND	20.0	"	"	"	"	"	"	
Nitrosodiphenylamine	ND	10.0	"	"	"	"	"	"	
Nitrosodi-n-propylamine	ND	10.0	"	"	"	"	"	"	
1,2,4-Trichlorophenol	ND	20.0	"	"	"	"	"	"	
1,2,3-Trichlorobenzene	ND	10.0	"	"	"	"	"	"	
1,2,4-Trichlorobenzene	ND	10.0	"	"	"	"	"	"	
1,2,4-Trichlorophenol	ND	20.0	"	"	"	"	"	"	
1,2,4-Trichlorophenol	ND	10.0	"	"	"	"	"	"	
surrogate: 2-Fluorophenol		58.0 %	21-110		"	"	"	"	
surrogate: Phenol-d6		38.8 %	10-110		"	"	"	"	
surrogate: Nitrobenzene-d5		86.0 %	35-114		"	"	"	"	
surrogate: 2-Fluorobiphenyl		94.5 %	43-116		"	"	"	"	
surrogate: 2,4,6-Tribromophenol		112 %	10-123		"	"	"	"	
surrogate: p-Terphenyl-d14		74.5 %	33-141		"	"	"	"	





Environmental Resolutions (Exxon)
3 Digital Drive, Suite 100
Saratoga CA, 94949

Project: Exxon
Project Number: -
Project Manager: Scott Thompson

Reported:
03/27/01 08:29

Acid and Base/Neutral Extractables by EPA Method 625

Sequoia Analytical - Morgan Hill

Analyte	Result	Reporting Limit	Units	Dilution	Batch	Prepared	Analyzed	Method	Notes
EFF (MKC0406-02) Water Sampled: 03/16/01 10:00 Received: 03/16/01 17:59									
Benzenanthracene	ND	10.0	ug/l	1	1C19022	03/19/01	03/19/01	EPA 625	
Benzenanthrylene	ND	10.0	"	"	"	"	"	"	
Benzenanthracene	ND	10.0	"	"	"	"	"	"	
Benzoic acid	ND	20.0	"	"	"	"	"	"	
Benzo (a) anthracene	ND	10.0	"	"	"	"	"	"	
Benzo (b) fluoranthene	ND	10.0	"	"	"	"	"	"	
Benzo (k) fluoranthene	ND	10.0	"	"	"	"	"	"	
Benzo (ghi) perylene	ND	10.0	"	"	"	"	"	"	
Benzo (a) pyrene	ND	10.0	"	"	"	"	"	"	
Benzyl alcohol	ND	10.0	"	"	"	"	"	"	
Bis(2-chloroethoxy)methane	ND	10.0	"	"	"	"	"	"	
Bis(2-chloroethyl)ether	ND	10.0	"	"	"	"	"	"	
Bis(2-chloroisopropyl)ether	ND	10.0	"	"	"	"	"	"	
Bis(2-ethylhexyl)phthalate	ND	20.0	"	"	"	"	"	"	
Bromophenyl phenyl ether	ND	10.0	"	"	"	"	"	"	
Butyl benzyl phthalate	ND	10.0	"	"	"	"	"	"	
Chloroaniline	ND	20.0	"	"	"	"	"	"	
Chloronaphthalene	ND	10.0	"	"	"	"	"	"	
Chloro-3-methylphenol	ND	10.0	"	"	"	"	"	"	
Chlorophenol	ND	10.0	"	"	"	"	"	"	
Chlorophenyl phenyl ether	ND	10.0	"	"	"	"	"	"	
Chrysene	ND	10.0	"	"	"	"	"	"	
Benzo (a,h) anthracene	ND	10.0	"	"	"	"	"	"	
Benzofuran	ND	10.0	"	"	"	"	"	"	
n-butyl phthalate	ND	20.0	"	"	"	"	"	"	
m-Dichlorobenzene	ND	10.0	"	"	"	"	"	"	
p-Dichlorobenzene	ND	10.0	"	"	"	"	"	"	
o-Dichlorobenzene	ND	10.0	"	"	"	"	"	"	
m-Dichlorobenzidine	ND	20.0	"	"	"	"	"	"	
o-Dichlorophenol	ND	10.0	"	"	"	"	"	"	
Diethyl phthalate	ND	10.0	"	"	"	"	"	"	
m-Dimethylphenol	ND	10.0	"	"	"	"	"	"	
n-Methyl phthalate	ND	10.0	"	"	"	"	"	"	
m-Dinitro-2-methylphenol	ND	20.0	"	"	"	"	"	"	
m-Dinitrophenol	ND	20.0	"	"	"	"	"	"	
m-Dinitrotoluene	ND	10.0	"	"	"	"	"	"	
p-Dinitrotoluene	ND	10.0	"	"	"	"	"	"	
n-octyl phthalate	ND	10.0	"	"	"	"	"	"	

Sequoia Analytical - Morgan Hill

The results in this report apply to the samples analyzed in accordance with the chain of custody document. This analytical report must be reproduced in its entirety.





Environmental Resolutions (Exxon)
13 Digital Drive, Suite 100
Novato CA, 94949

Project: Exxon
Project Number: -
Project Manager: Scott Thompson

Reported:
03/27/01 08:29

Acid and Base/Neutral Extractables by EPA Method 625
Sequoia Analytical - Morgan Hill

analyte	Result	Reporting Limit	Units	Dilution	Batch	Prepared	Analyzed	Method	Notes
-EFF (MKC0406-02) Water Sampled: 03/16/01 10:00 Received: 03/16/01 17:59									
fluoranthene	ND	10.0	ug/l	1	1C19022	03/19/01	03/19/01	EPA 625	
fluorene	ND	10.0	"	"	"	"	"	"	
hexachlorobenzene	ND	10.0	"	"	"	"	"	"	
hexachlorobutadiene	ND	10.0	"	"	"	"	"	"	
hexachlorocyclopentadiene	ND	20.0	"	"	"	"	"	"	
hexachloroethane	ND	10.0	"	"	"	"	"	"	
benzo (1,2,3-cd) pyrene	ND	10.0	"	"	"	"	"	"	
dibenzophorone	ND	10.0	"	"	"	"	"	"	
Methylnaphthalene	ND	10.0	"	"	"	"	"	"	
Methylphenol	ND	10.0	"	"	"	"	"	"	
Methylphenol	ND	10.0	"	"	"	"	"	"	
naphthalene	ND	10.0	"	"	"	"	"	"	
Nitroaniline	ND	20.0	"	"	"	"	"	"	
Nitroaniline	ND	20.0	"	"	"	"	"	"	
Nitroaniline	ND	20.0	"	"	"	"	"	"	
chlorobenzene	ND	10.0	"	"	"	"	"	"	
Nitrophenol	ND	10.0	"	"	"	"	"	"	
Nitrophenol	ND	20.0	"	"	"	"	"	"	
Nitrosodiphenylamine	ND	10.0	"	"	"	"	"	"	
Nitrosodi-n-propylamine	ND	10.0	"	"	"	"	"	"	
pentachlorophenol	ND	20.0	"	"	"	"	"	"	
benzanthrene	ND	10.0	"	"	"	"	"	"	
phenol	ND	10.0	"	"	"	"	"	"	
fluorene	ND	10.0	"	"	"	"	"	"	
2,4-Trichlorobenzene	ND	10.0	"	"	"	"	"	"	
4,5-Trichlorophenol	ND	20.0	"	"	"	"	"	"	
4,6-Trichlorophenol	ND	10.0	"	"	"	"	"	"	
surrogate: 2-Fluorophenol		59.5 %	21-110	"	"	"	"	"	
surrogate: Phenol-d6		39.2 %	10-110	"	"	"	"	"	
surrogate: Nitrobenzene-d5		92.5 %	35-114	"	"	"	"	"	
surrogate: 2-Fluorobiphenyl		102 %	43-116	"	"	"	"	"	
surrogate: 2,4,6-Tribromophenol		109 %	10-123	"	"	"	"	"	
surrogate: p-Terphenyl-d14		76.0 %	33-141	"	"	"	"	"	





Environmental Resolutions (Exxon)
3 Digital Drive, Suite 100
Petaluma CA, 94949

Project: Exxon
Project Number: -
Project Manager: Scott Thompson

Reported:
03/27/01 08:29

Conventional Chemistry Parameters by APHA/EPA Methods Sequoia Analytical - Petaluma

Analyte	Result	Reporting Limit	Units	Dilution	Batch	Prepared	Analyzed	Method	Notes
.INF (MKC0406-01) Water Sampled: 03/16/01 10:30 Received: 03/16/01 17:59									
anide (total)	ND	0.0100	mg/l	1	1030471	03/20/01	03/20/01	EPA 335.2	
.EFF (MKC0406-02) Water Sampled: 03/16/01 10:00 Received: 03/16/01 17:59									
anide (total)	ND	0.0100	mg/l	1	1030471	03/20/01	03/20/01	EPA 335.2	





Environmental Resolutions (Exxon)
3 Digital Drive, Suite 100
Folsom, CA, 94949

Project: Exxon
Project Number: -
Project Manager: Scott Thompson

Reported:
03/27/01 08:29

Total Metals by EPA 6000/7000 Series Methods Sequoia Analytical - Sacramento

Analyte	Result	Reporting Limit	Units	Dilution	Batch	Prepared	Analyzed	Method	Notes
-INF (MKC0406-01) Water Sampled: 03/16/01 10:30 Received: 03/16/01 17:59									
Mercury	ND	0.000200	mg/l	1	1030321	03/23/01	03/23/01	EPA 7470A	
-EFF (MKC0406-02) Water Sampled: 03/16/01 10:00 Received: 03/16/01 17:59									
Mercury	ND	0.000200	mg/l	1	1030321	03/23/01	03/23/01	EPA 7470A	





Environmental Resolutions (Exxon)
3 Digital Drive, Suite 100
Folsom, CA, 94949

Project: Exxon
Project Number: -
Project Manager: Scott Thompson

Reported:
03/27/01 08:29

Total Purgeable Hydrocarbons (C6-C12) and BTEX by DHS LUFT - Quality Control Sequoia Analytical - Morgan Hill

Analyte	Result	Reporting Limit	Units	Spike Level	Source Result	%REC	%REC Limits	RPD	RPD Limit	Notes
Batch 1C16002 - EPA 5030B [P/T]										
Blank (1C16002-BLK1) Prepared & Analyzed: 03/16/01										
Purgeable Hydrocarbons	ND	50.0	ug/l							
Benzene	ND	0.500	"							
Toluene	ND	0.500	"							
Xylylene	ND	0.500	"							
Arenes (total)	ND	0.500	"							
surrogate: a,a,a-Trifluorotoluene	9.55		"	10.0		95.5	70-130			
MS (1C16002-BS1) Prepared & Analyzed: 03/16/01										
Purgeable Hydrocarbons	246	50.0	ug/l	250		98.4	70-130			
surrogate: a,a,a-Trifluorotoluene	10.0		"	10.0		100	70-130			
Matrix Spike (1C16002-MS1) Source: MKC0360-01 Prepared & Analyzed: 03/16/01										
Benzene	9.28	0.500	ug/l	10.0	ND	92.8	60-140			
Toluene	9.01	0.500	"	10.0	ND	90.1	60-140			
Xylylene	9.31	0.500	"	10.0	ND	93.1	60-140			
Arenes (total)	28.6	0.500	"	30.0	ND	94.6	60-140			
surrogate: a,a,a-Trifluorotoluene	9.43		"	10.0		94.3	70-130			
Matrix Spike Dup (1C16002-MSD1) Source: MKC0360-01 Prepared & Analyzed: 03/16/01										
Benzene	9.16	0.500	ug/l	10.0	ND	91.6	60-140	1.30	25	
Toluene	8.91	0.500	"	10.0	ND	89.1	60-140	1.12	25	
Xylylene	9.21	0.500	"	10.0	ND	92.1	60-140	1.08	25	
Arenes (total)	28.2	0.500	"	30.0	ND	93.3	60-140	1.41	25	
surrogate: a,a,a-Trifluorotoluene	9.34		"	10.0		93.4	70-130			





Environmental Resolutions (Exxon)
100 Digital Drive, Suite 100
Morgan Hill, CA, 94949

Project: Exxon
Project Number: -
Project Manager: Scott Thompson

Reported:
03/27/01 08:29

Diesel Hydrocarbons (C9-C24) by DHS LUFT - Quality Control Sequoia Analytical - Morgan Hill

Analyte	Result	Reporting Limit	Units	Spike Level	Source Result	%REC %REC	Limit	RPD	RPD Limit	Notes
Batch 1C19020 - EPA 3510B										
Blank (1C19020-BLK1) Prepared & Analyzed: 03/19/01										
Diesel Range Hydrocarbons	ND	50.0	ug/l							
rogate: n-Pentacosane	91.0		"	100		91.0	50-150			
S (1C19020-BS1) Prepared & Analyzed: 03/19/01										
Diesel Range Hydrocarbons	819	50.0	ug/l	1000		81.9	60-140			
rogate: n-Pentacosane	104		"	100		104	50-150			
Matrix Spike (1C19020-MS1) Source: MKC0406-01 Prepared: 03/19/01 Analyzed: 03/20/01										
Diesel Range Hydrocarbons	2380	50.0	ug/l	1000	1350	103	50-150			
rogate: n-Pentacosane	132		"	100		132	50-150			
Matrix Spike Dup (1C19020-MSD1) Source: MKC0406-01 Prepared: 03/19/01 Analyzed: 03/20/01										
Diesel Range Hydrocarbons	1990	50.0	ug/l	1000	1350	64.0	50-150	17.8	50	
rogate: n-Pentacosane	117		"	100		117	50-150			





Environmental Resolutions (Exxon)
3 Digital Drive, Suite 100
Folsom, CA, 94949

Project: Exxon
Project Number: -
Project Manager: Scott Thompson

Reported:
03/27/01 08:29

Total Metals by EPA 6000/7000 Series Methods - Quality Control Sequoia Analytical - Morgan Hill

Analyte	Result	Reporting Limit	Units	Spike Level	Source Result	%REC	%REC Limits	RPD	RPD Limit	Notes
Batch 1C19007 - EPA 3005A										
Blank (1C19007-BLK1)										
Prepared: 03/19/01 Analyzed: 03/20/01										
Antimony	ND	0.100	mg/l							
Asenic	ND	0.100	"							
Beryllium	ND	0.0100	"							
Barium	ND	0.0100	"							
Bromine	ND	0.0100	"							
Copper	ND	0.0100	"							
Cadmium	ND	0.100	"							
Chromium	ND	0.0500	"							
Cobalt	ND	0.100	"							
Vanadium	ND	0.0200	"							
Lead	ND	0.100	"							
Manganese	ND	0.0100	"							
MS (1C19007-BS1)										
Prepared: 03/19/01 Analyzed: 03/20/01										
Antimony	1.07	0.100	mg/l	1.00		107	80-120			
Asenic	1.05	0.100	"	1.00		105	80-120			
Beryllium	1.11	0.0100	"	1.00		111	80-120			
Barium	1.02	0.0100	"	1.00		102	80-120			
Bromine	1.06	0.0100	"	1.00		106	80-120			
Copper	1.07	0.0100	"	1.00		107	80-120			
Cadmium	1.02	0.100	"	1.00		102	80-120			
Chromium	1.08	0.0500	"	1.00		108	80-120			
Cobalt	1.04	0.100	"	1.00		104	80-120			
Vanadium	1.07	0.0200	"	1.00		107	80-120			
Lead	1.07	0.100	"	1.00		107	80-120			
Manganese	1.03	0.0100	"	1.00		103	80-120			
Matrix Spike (1C19007-MS1)										
Source: MKC0406-01 Prepared: 03/19/01 Analyzed: 03/20/01										
Antimony	1.01	0.100	mg/l	1.00	ND	101	80-120			
Asenic	0.997	0.100	"	1.00	ND	99.7	80-120			
Beryllium	1.08	0.0100	"	1.00	ND	108	80-120			
Barium	0.981	0.0100	"	1.00	ND	97.9	80-120			
Bromine	1.03	0.0100	"	1.00	0.0116	102	80-120			
Copper	1.04	0.0100	"	1.00	ND	104	80-120			
Cadmium	0.972	0.100	"	1.00	ND	97.2	80-120			

Sequoia Analytical - Morgan Hill

The results in this report apply to the samples analyzed in accordance with the chain of custody document. This analytical report must be reproduced in its entirety.





Environmental Resolutions (Exxon)
3 Digital Drive, Suite 100
Livermore, CA, 94549

Project: Exxon
Project Number: -
Project Manager: Scott Thompson

Reported:
03/27/01 08:29

**Total Metals by EPA 6000/7000 Series Methods - Quality Control
Sequoia Analytical - Morgan Hill**

analyte	Result	Reporting Limit	Units	Spike Level	Source Result	%REC	%REC Limits	RPD	RPD Limit	Notes
---------	--------	-----------------	-------	-------------	---------------	------	-------------	-----	-----------	-------

Batch 1C19007 - EPA 3005A

Matrix Spike (1C19007-MS1)

Source: MKC0406-01

Prepared: 03/19/01

Analyzed: 03/20/01

nickel	1.10	0.0500	mg/l	1.00	0.0742	103	80-120			
cadmium	1.03	0.100	"	1.00	ND	103	80-120			
vanadium	1.02	0.0200	"	1.00	ND	102	80-120			
barium	0.983	0.100	"	1.00	ND	98.3	80-120			
chromium	1.03	0.0100	"	1.00	0.0403	99.0	80-120			

Matrix Spike Dup (1C19007-MSD1)

Source: MKC0406-01

Prepared: 03/19/01

Analyzed: 03/20/01

antimony	1.03	0.100	mg/l	1.00	ND	103	80-120	1.96	20	
arsenic	1.05	0.100	"	1.00	ND	105	80-120	5.18	20	
barium	1.10	0.0100	"	1.00	ND	110	80-120	1.83	20	
beryllium	1.00	0.0100	"	1.00	ND	99.8	80-120	1.92	20	
bismuth	1.05	0.0100	"	1.00	0.0116	104	80-120	1.92	20	
cadmium	1.06	0.0100	"	1.00	ND	106	80-120	1.90	20	
chromium	1.01	0.100	"	1.00	ND	101	80-120	3.83	20	
nickel	1.11	0.0500	"	1.00	0.0742	104	80-120	0.905	20	
cadmium	1.06	0.100	"	1.00	ND	106	80-120	2.87	20	
vanadium	1.05	0.0200	"	1.00	ND	105	80-120	2.90	20	
barium	1.02	0.100	"	1.00	ND	102	80-120	3.69	20	
chromium	1.05	0.0100	"	1.00	0.0403	101	80-120	1.92	20	





Environmental Resolutions (Exxon)
3 Digital Drive, Suite 100
Saratoga CA, 94949

Project: Exxon
Project Number: -
Project Manager: Scott Thompson

Reported:
03/27/01 08:29

Purgeable Halocarbons by EPA Method 601 - Quality Control Sequoia Analytical - Morgan Hill

Analyte	Result	Reporting Limit	Units	Spike Level	Source Result	%RBC	%REC Limits	RPD	RPD Limit	Notes
Batch 1C19008 - EPA 5030B (P/T)										
Ink (1C19008-BLK1)										
Prepared & Analyzed: 03/19/01										
monochloromethane	ND	0.500	ug/l							
monochloroethane	ND	0.500	"							
monomethane	ND	1.00	"							
monotetrahydrofuran	ND	0.500	"							
monobenzene	ND	0.500	"							
monooxethane	ND	1.00	"							
monoxoform	ND	0.500	"							
monoxomethane	ND	1.00	"							
monoxomochloromethane	ND	0.500	"							
Dichlorobenzene	ND	0.500	"							
Dichlorobenzene	ND	0.500	"							
Dichlorobenzene	ND	0.500	"							
Dichloroethane	ND	0.500	"							
Dichloroethane	ND	0.500	"							
Dichloroethene	ND	0.500	"							
1,2-Dichloroethene	ND	0.500	"							
trans-1,2-Dichloroethene	ND	0.500	"							
Dichloropropane	ND	0.500	"							
1,3-Dichloropropene	ND	0.500	"							
trans-1,3-Dichloropropene	ND	0.500	"							
ethylene chloride	ND	5.00	"							
1,2,2-Tetrachloroethane	ND	0.500	"							
1,1,2-Trichloroethane	ND	0.500	"							
1,2-Trichloroethane	ND	0.500	"							
1,1-Dichloroethene	ND	0.500	"							
1,1-Dichlorofluoromethane	ND	0.500	"							
1,2,2-Trichlorotrifluoroethane	ND	1.00	"							
1,1,1-Trichloroethane	ND	0.500	"							
1,1-Dibromoethane	ND	1.00	"							
<i>rogate: 1-Chloro-3-fluorobenzene</i>	10.1		"	10.0		101	70-130			





Environmental Resolutions (Exxon)
3 Digital Drive, Suite 100
Livermore, CA, 94549

Project: Exxon
Project Number: -
Project Manager: Scott Thompson

Reported:
03/27/01 08:29

**Purgeable Halocarbons by EPA Method 601 - Quality Control
Sequoia Analytical - Morgan Hill**

Analyte	Result	Reporting Limit	Units	Spike Level	Source Result	%REC	%REC Limits	RPD	RPD Limit	Notes
---------	--------	-----------------	-------	-------------	---------------	------	-------------	-----	-----------	-------

Batch 1C19008 - EPA 5030B [P/T]

MS (1C19008-BS1)

Prepared & Analyzed: 03/19/01

benzene	24.1	0.500	ug/l	25.0		96.4	70-130			
-Dichloroethene	26.9	0.500	"	25.0		108	65-135			
chloroethene	25.0	0.500	"	25.0		100	70-130			
surrogate: 1-Chloro-3-fluorobenzene	10.8		"	10.0		108	70-130			

Matrix Spike (1C19008-MS1)

Source: MKC0253-16

Prepared: 03/19/01 Analyzed: 03/20/01

benzene	25.7	0.500	ug/l	25.0	ND	103	60-140			
-Dichloroethene	27.8	0.500	"	25.0	ND	111	60-140			
chloroethene	26.2	0.500	"	25.0	ND	105	60-140			
surrogate: 1-Chloro-3-fluorobenzene	9.95		"	10.0		99.5	70-130			

Matrix Spike Dup (1C19008-MSD1)

Source: MKC0253-16

Prepared: 03/19/01 Analyzed: 03/20/01

benzene	25.6	0.500	ug/l	25.0	ND	102	60-140	0.390	25	
-Dichloroethene	27.1	0.500	"	25.0	ND	108	60-140	2.55	50	
chloroethene	25.6	0.500	"	25.0	ND	102	60-140	2.32	25	
surrogate: 1-Chloro-3-fluorobenzene	10.6		"	10.0		106	70-130			





Environmental Resolutions (Exxon)
181 Digital Drive, Suite 100
Morgan Hill, CA, 94949

Project: Exxon
Project Number: -
Project Manager: Scott Thompson

Reported:
03/27/01 08:29

Purgeable Aromatics by EPA Method 602 - Quality Control Sequoia Analytical - Morgan Hill

Analyte	Result	Reporting Limit	Units	Spike Level	Source Result	%REC	%REC Limits	RPD	RPD Limit	Notes
---------	--------	-----------------	-------	-------------	---------------	------	-------------	-----	-----------	-------

Batch 1C19008 - EPA 5030B [P/T]

Blank (1C19008-BLK1)

Prepared & Analyzed: 03/19/01

Benzene	ND	0.500	ug/l							
Toluene	ND	0.500	"							
1,2-Dichlorobenzene	ND	0.500	"							
1,3-Dichlorobenzene	ND	0.500	"							
1,4-Dichlorobenzene	ND	0.500	"							
Styrene	ND	0.500	"							
Ethylbenzene	ND	0.500	"							
Aromatics (total)	ND	0.500	"							

surrogate: 1-Chloro-3-fluorobenzene

10.1 " 10.0 101 70-130

BS (1C19008-BS1)

Prepared & Analyzed: 03/19/01

Benzene	24.9	0.500	ug/l	25.0		99.6	70-130			
Toluene	24.1	0.500	"	25.0		96.4	70-130			
Styrene	25.5	0.500	"	25.0		102	70-130			
surrogate: 1-Chloro-3-fluorobenzene	10.8		"	10.0		108	70-130			

Matrix Spike (1C19008-MS1)

Source: MKC0253-16

Prepared: 03/19/01 Analyzed: 03/20/01

Benzene	26.3	0.500	ug/l	25.0	ND	105	60-140			
Toluene	25.7	0.500	"	25.0	ND	103	60-140			
Styrene	27.1	0.500	"	25.0	ND	108	60-140			
surrogate: 1-Chloro-3-fluorobenzene	9.95		"	10.0		99.5	70-130			

Matrix Spike Dup (1C19008-MSD1)

Source: MKC0253-16

Prepared: 03/19/01 Analyzed: 03/20/01

Benzene	26.0	0.500	ug/l	25.0	ND	104	60-140	1.15	25	
Toluene	25.6	0.500	"	25.0	ND	102	60-140	0.390	25	
Styrene	26.0	0.500	"	25.0	ND	104	60-140	4.14	25	
surrogate: 1-Chloro-3-fluorobenzene	10.6		"	10.0		106	70-130			





Environmental Resolutions (Exxon)
3 Digital Drive, Suite 100
Folsom, CA, 94949

Project: Exxon
Project Number: -
Project Manager: Scott Thompson

Reported:
03/27/01 08:29

Organochlorine Pesticides and PCBs by EPA Method 608 - Quality Control Sequoia Analytical - Morgan Hill

Analyte	Result	Reporting Limit	Units	Spike Level	Source Result	%REC	%REC Limits	RPD	RPD Limit	Notes
---------	--------	-----------------	-------	-------------	---------------	------	-------------	-----	-----------	-------

Batch 1C19010 - EPA 3510B

Blank (1C19010-BLK1)

Prepared & Analyzed: 03/19/01

lindrin	ND	0.0250	ug/l							
gamma-BHC	ND	0.0250	"							
alpha-BHC	ND	0.0250	"							
delta-BHC	ND	0.0250	"							
gamma-BHC (Lindane)	ND	0.0250	"							
lindane (tech)	ND	0.500	"							
p,p'-DDD	ND	0.150	"							
p,p'-DDE	ND	0.0500	"							
p,p'-DDT	ND	0.150	"							
dieldrin	ND	0.0500	"							
disulfan I	ND	0.0500	"							
disulfan II	ND	0.0500	"							
disulfan sulfate	ND	0.150	"							
drin	ND	0.0500	"							
drin aldehyde	ND	0.150	"							
ptachlor	ND	0.0250	"							
ptachlor epoxide	ND	0.0250	"							
methoxychlor	ND	0.500	"							
o-xaphene	ND	2.00	"							
'B-1016	ND	0.500	"							
'B-1221	ND	2.00	"							
'B-1232	ND	0.500	"							
'B-1242	ND	0.500	"							
'B-1248	ND	0.500	"							
'B-1254	ND	0.500	"							
'B-1260	ND	0.500	"							
surrogate: Tetrachloro-m-xylene	0.437		"	0.500		87.4	50-150			
surrogate: Decachlorobiphenyl	1.48		"	1.00		148	50-150			





Environmental Resolutions (Exxon)
3 Digital Drive, Suite 100
Folsom, CA, 94949

Project: Exxon
Project Number: -
Project Manager: Scott Thompson

Reported:
03/27/01 08:29

Organochlorine Pesticides and PCBs by EPA Method 608 - Quality Control Sequoia Analytical - Morgan Hill

Analyte	Result	Reporting Limit	Units	Spike Level	Source Result	%REC	%REC Limits	RPD	RPD Limit	Notes
---------	--------	-----------------	-------	-------------	---------------	------	-------------	-----	-----------	-------

Batch 1C19010 - EPA 3510B

MS (1C19010-BS1)

Prepared & Analyzed: 03/19/01

lrin	0.0845	0.0250	ug/l	0.100		84.5	70-130			
ldrin	0.316	0.0500	"	0.400		79.0	70-130			
ptachlor	0.0875	0.0250	"	0.100		87.5	70-130			
rogate: Tetrachloro-m-xylene	0.447		"	0.500		89.4	50-150			
rogate: Decachlorobiphenyl	1.57		"	1.00		157	50-150			S-03

Matrix Spike (1C19010-MS1)

Source: MKC0406-01

Prepared & Analyzed: 03/19/01

lrin	0.0857	0.0250	ug/l	0.100	ND	85.7	70-130			
ldrin	0.294	0.0500	"	0.400	ND	73.5	70-130			
ptachlor	0.0840	0.0250	"	0.100	ND	84.0	70-130			
rogate: Tetrachloro-m-xylene	0.412		"	0.500		82.4	50-150			
rogate: Decachlorobiphenyl	1.33		"	1.00		133	50-150			

Matrix Spike Dup (1C19010-MSD1)

Source: MKC0406-01

Prepared & Analyzed: 03/19/01

lrin	0.0848	0.0250	ug/l	0.100	ND	84.8	70-130	1.06	50	
ldrin	0.304	0.0500	"	0.400	ND	76.0	70-130	3.34	50	
ptachlor	0.0873	0.0250	"	0.100	ND	87.3	70-130	3.85	50	
rogate: Tetrachloro-m-xylene	0.418		"	0.500		83.6	50-150			
rogate: Decachlorobiphenyl	1.32		"	1.00		132	50-150			

Sequoia Analytical - Morgan Hill

The results in this report apply to the samples analyzed in accordance with the chain of custody document. This analytical report must be reproduced in its entirety.





Environmental Resolutions (Exxon)
3 Digital Drive, Suite 100
Folsom, CA, 94949

Project: Exxon
Project Number: -
Project Manager: Scott Thompson

Reported:
03/27/01 08:29

Acid and Base/Neutral Extractables by EPA Method 625 - Quality Control Sequoia Analytical - Morgan Hill

Analyte	Result	Reporting Limit	Units	Spike Level	Source Result	%REC	%REC Limits	RPD	RPD Limit	Notes
---------	--------	-----------------	-------	-------------	---------------	------	-------------	-----	-----------	-------

Batch IC19022 - EPA 3510B SepFunnel

Blank (IC19022-BLK1)

Prepared & Analyzed: 03/19/01

naphthalene	ND	10.0	ug/l
naphthylene	ND	10.0	"
thracene	ND	10.0	"
nzoic acid	ND	20.0	"
nzo (a) anthracene	ND	10.0	"
nzo (b) fluoranthene	ND	10.0	"
nzo (k) fluoranthene	ND	10.0	"
nzo (ghi) perylene	ND	10.0	"
nzo (a) pyrene	ND	10.0	"
nzyl alcohol	ND	10.0	"
is(2-chloroethoxy)methane	ND	10.0	"
is(2-chloroethyl)ether	ND	10.0	"
is(2-chloroisopropyl)ether	ND	10.0	"
is(2-ethylhexyl)phthalate	ND	20.0	"
Bromophenyl phenyl ether	ND	10.0	"
tyl benzyl phthalate	ND	10.0	"
Chloroaniline	ND	20.0	"
Chloronaphthalene	ND	10.0	"
Chloro-3-methylphenol	ND	10.0	"
Chlorophenol	ND	10.0	"
Chlorophenyl phenyl ether	ND	10.0	"
rysene	ND	10.0	"
benz (a,h) anthracene	ND	10.0	"
benzofuran	ND	10.0	"
-n-butyl phthalate	ND	20.0	"
1,2-Dichlorobenzene	ND	10.0	"
1,3-Dichlorobenzene	ND	10.0	"
1,4-Dichlorobenzene	ND	10.0	"
1,2-Dichlorobenzidine	ND	20.0	"
1,2-Dichlorophenol	ND	10.0	"
ethyl phthalate	ND	10.0	"
1,2-Dimethylphenol	ND	10.0	"
methyl phthalate	ND	10.0	"
1,3-Dinitro-2-methylphenol	ND	20.0	"





Environmental Resolutions (Exxon)
3 Digital Drive, Suite 100
Livermore CA, 94949

Project: Exxon
Project Number: -
Project Manager: Scott Thompson

Reported:
03/27/01 08:29

Acid and Base/Neutral Extractables by EPA Method 625 - Quality Control Sequoia Analytical - Morgan Hill

Analyte	Result	Reporting Limit	Units	Spike Level	Source Result	%REC	%REC Limits	RPD	RPD Limit	Notes
Batch 1C19022 - EPA 3510B SepFunnel										
Blank (1C19022-BLK1)										
Prepared & Analyzed: 03/19/01										
-Dinitrophenol	ND	20.0	ug/l							
-Dinitrotoluene	ND	10.0	"							
-Dinitrotoluene	ND	10.0	"							
n-octyl phthalate	ND	10.0	"							
anthracene	ND	10.0	"							
fluorene	ND	10.0	"							
1,2-dichlorobenzene	ND	10.0	"							
1,2-dichlorobutadiene	ND	10.0	"							
1,2-dichlorocyclopentadiene	ND	20.0	"							
1,2-dichloroethane	ND	10.0	"							
fluoreno (1,2,3-cd) pyrene	ND	10.0	"							
fluoranthrene	ND	10.0	"							
1,4-dimethylnaphthalene	ND	10.0	"							
1,4-dimethylphenol	ND	10.0	"							
1,4-dimethylphenol	ND	10.0	"							
1,2,3,4-tetrahydronaphthalene	ND	10.0	"							
nitroaniline	ND	20.0	"							
nitroaniline	ND	20.0	"							
nitroaniline	ND	20.0	"							
nitrobenzene	ND	10.0	"							
nitrophenol	ND	10.0	"							
nitrophenol	ND	20.0	"							
Nitrosodiphenylamine	ND	10.0	"							
Nitrosodi-n-propylamine	ND	10.0	"							
1,2,4-trichlorophenol	ND	20.0	"							
anthracene	ND	10.0	"							
phenol	ND	10.0	"							
fluorene	ND	10.0	"							
1,2,4-Trichlorobenzene	ND	10.0	"							
2,4,6-Trichlorophenol	ND	20.0	"							
2,4,6-Trichlorophenol	ND	10.0	"							
surrogate: 2-Fluorophenol	117		"	200		58.5	21-110			
surrogate: Phenol-d6	78.7		"	200		39.3	10-110			
surrogate: Nitrobenzene-d5	187		"	200		93.5	35-114			

Sequoia Analytical - Morgan Hill

The results in this report apply to the samples analyzed in accordance with the chain of custody document. This analytical report must be reproduced in its entirety.





Environmental Resolutions (Exxon)
3 Digital Drive, Suite 100
Livermore, CA, 94549

Project: Exxon
Project Number: -
Project Manager: Scott Thompson

Reported:
03/27/01 08:29

Acid and Base/Neutral Extractables by EPA Method 625 - Quality Control
Sequoia Analytical - Morgan Hill

Analyte	Result	Reporting Limit	Units	Spike Level	Source Result	%REC	%REC Limits	RPD	RPD Limit	Notes
Batch 1C19022 - EPA 3510B SepFunnel										
Blank (1C19022-BLK1)										
Prepared & Analyzed: 03/19/01										
rogate: 2-Fluorobiphenyl	202		ug/l	200		101	43-116			
rogate: 2,4,6-Tribromophenol	204		"	200		102	10-123			
rogate: p-Terphenyl-d14	186		"	200		93.0	33-141			
Spiked (1C19022-BS1)										
Prepared & Analyzed: 03/19/01										
naphthene	210	10.0	ug/l	200		105	46-118			
chloro-3-methylphenol	171	10.0	"	200		85.5	23-97			
chlorophenol	172	10.0	"	200		86.0	27-123			
-Dichlorobenzene	177	10.0	"	200		88.5	36-97			
-Dinitrotoluene	200	10.0	"	200		100	24-96			Q-01
litrophenol	88.0	20.0	"	200		44.0	10-80			
Nitrosodi-n-propylamine	192	10.0	"	200		96.0	41-116			
tachlorophenol	142	20.0	"	200		71.0	9-103			
nol	71.2	10.0	"	200		35.6	12-110			
ene	233	10.0	"	200		117	26-127			
,4-Trichlorobenzene	190	10.0	"	200		95.0	39-98			
rogate: 2-Fluorophenol	117		"	200		58.5	21-110			
rogate: Phenol-d6	77.9		"	200		39.0	10-110			
rogate: Nitrobenzene-d5	191		"	200		95.5	35-114			
rogate: 2-Fluorobiphenyl	198		"	200		99.0	43-116			
rogate: 2,4,6-Tribromophenol	229		"	200		115	10-123			
rogate: p-Terphenyl-d14	162		"	200		81.0	33-141			
Matrix Spike (1C19022-MS1)										
Source: MKC0406-02 Prepared & Analyzed: 03/19/01										
naphthene	214	10.0	ug/l	200	ND	107	46-118			
chloro-3-methylphenol	168	10.0	"	200	ND	84.0	23-97			
chlorophenol	174	10.0	"	200	ND	87.0	27-123			
-Dichlorobenzene	183	10.0	"	200	ND	91.5	36-97			
-Dinitrotoluene	194	10.0	"	200	ND	97.0	24-96			Q-01
litrophenol	80.6	20.0	"	200	ND	40.3	10-80			
Nitrosodi-n-propylamine	192	10.0	"	200	ND	96.0	41-116			
tachlorophenol	125	20.0	"	200	ND	62.5	9-103			
nol	73.2	10.0	"	200	ND	36.6	12-110			
ene	240	10.0	"	200	ND	120	26-127			
,4-Trichlorobenzene	194	10.0	"	200	ND	97.0	39-98			





Environmental Resolutions (Exxon)
3 Digital Drive, Suite 100
Morgan Hill, CA, 94949

Project: Exxon
Project Number: -
Project Manager: Scott Thompson

Reported:
03/27/01 08:29

Acid and Base/Neutral Extractables by EPA Method 625 - Quality Control Sequoia Analytical - Morgan Hill

Sample	Result	Reporting Limit	Units	Spike Level	Source Result	%REC	%REC Limits	RPD	RPD Limit	Notes
--------	--------	-----------------	-------	-------------	---------------	------	-------------	-----	-----------	-------

Batch 1C19022 - EPA 3510B SepFunnel

Matrix Spike (1C19022-MS1)

Source: MKC0406-02

Prepared & Analyzed: 03/19/01

rogate: 2-Fluorophenol	117		ug/l	200		58.5	21-110			
rogate: Phenol-d6	80.4		"	200		40.2	10-110			
rogate: Nitrobenzene-d5	192		"	200		96.0	35-114			
rogate: 2-Fluorobiphenyl	201		"	200		101	43-116			
rogate: 2,4,6-Tribromophenol	215		"	200		108	10-123			
rogate: p-Terphenyl-d14	161		"	200		80.5	33-141			

Matrix Spike Dup (1C19022-MSD1)

Source: MKC0406-02

Prepared & Analyzed: 03/19/01

benzophenone	216	10.0	ug/l	200	ND	108	46-118	0.930	40	
chloro-3-methylphenol	174	10.0	"	200	ND	87.0	23-97	3.51	40	
chlorophenol	173	10.0	"	200	ND	86.5	27-123	0.576	40	
-Dichlorobenzene	178	10.0	"	200	ND	89.0	36-97	2.77	40	
-Dinitrotoluene	200	10.0	"	200	ND	100	24-96	3.05	40	Q-01
nitrophenol	91.1	20.0	"	200	ND	45.5	10-80	12.2	40	
Nitrosodi-n-propylamine	193	10.0	"	200	ND	96.5	41-116	0.519	40	
nitachlorophenol	143	20.0	"	200	ND	71.5	9-103	13.4	40	
phenol	72.1	10.0	"	200	ND	36.0	12-110	1.51	40	
phenol	237	10.0	"	200	ND	119	26-127	1.26	40	
1,4-Trichlorobenzene	193	10.0	"	200	ND	96.5	39-98	0.517	40	
rogate: 2-Fluorophenol	116		"	200		58.0	21-110			
rogate: Phenol-d6	78.5		"	200		39.3	10-110			
rogate: Nitrobenzene-d5	190		"	200		95.0	35-114			
rogate: 2-Fluorobiphenyl	201		"	200		101	43-116			
rogate: 2,4,6-Tribromophenol	231		"	200		116	10-123			
rogate: p-Terphenyl-d14	160		"	200		80.0	33-141			





Environmental Resolutions (Exxon)
3 Digital Drive, Suite 100
Petaluma, CA, 94949

Project: Exxon
Project Number: -
Project Manager: Scott Thompson

Reported:
03/27/01 08:29

**Conventional Chemistry Parameters by APHA/EPA Methods - Quality Control
Sequoia Analytical - Petaluma**

Analyte	Result	Reporting Limit	Units	Spike Level	Source Result	%REC	%REC Limits	RPD	RPD Limit	Notes
Batch 1030471 - General Preparation										
Blank (1030471-BLK1)										
Prepared & Analyzed: 03/20/01										
Amide (total)	ND	0.0100	mg/l							
MS (1030471-BS1)										
Prepared & Analyzed: 03/20/01										
Amide (total)	0.219	0.0100	mg/l	0.200		109	80-120			
Matrix Spike (1030471-MS1)										
Source: P103149-01 Prepared & Analyzed: 03/20/01										
Amide (total)	0.135	0.0100	mg/l	0.200	0.0149	60.1	75-125			QM-07
Matrix Spike Dup (1030471-MSD1)										
Source: P103149-01 Prepared & Analyzed: 03/20/01										
Amide (total)	0.162	0.0100	mg/l	0.200	0.0149	73.5	75-125	18.2	20	QM-07





Environmental Resolutions (Exxon)
3 Digital Drive, Suite 100
Davis, CA, 94949

Project: Exxon
Project Number: -
Project Manager: Scott Thompson

Reported:
03/27/01 08:29

Total Metals by EPA 6000/7000 Series Methods - Quality Control Sequoia Analytical - Sacramento

Analyte	Result	Reporting Limit	Units	Spike Level	Source Result	%REC	%REC Limits	RPD	RPD Limit	Notes
Batch 1030321 - EPA 7470A										
Blank (1030321-BLK1) Prepared & Analyzed: 03/23/01										
Mercury	ND	0.000200	mg/l							
MS (1030321-BS1) Prepared & Analyzed: 03/23/01										
Mercury	0.00478	0.000200	mg/l	0.00500	ND	95.6	80-120			
Matrix Spike (1030321-MS1) Source: S103341-01 Prepared & Analyzed: 03/23/01										
Mercury	0.00492	0.000200	mg/l	0.00500	ND	98.4	75-125			
Matrix Spike Dup (1030321-MSD1) Source: S103341-01 Prepared & Analyzed: 03/23/01										
Mercury	0.00487	0.000200	mg/l	0.00500	ND	97.4	75-125	1.02	20	





Environmental Resolutions (Exxon)
3 Digital Drive, Suite 100
Morgan Hill, CA, 94949

Project: Exxon
Project Number: -
Project Manager: Scott Thompson

Reported:
03/27/01 08:29

Notes and Definitions

- 15 Chromatogram Pattern: Unidentified Hydrocarbons C9-C24
- 01 Chromatogram Pattern: Gasoline C6-C12
- 01 The spike recovery for this QC sample is outside of established control limits. Review of associated batch QC indicates the recovery for this analyte does not represent an out-of-control condition for the batch.
- M-07 The spike recovery was outside acceptance limits for the MS and/or MSD. The batch was accepted based on acceptable LCS recovery.
- 03 The surrogate recovery for this sample is outside of established control limits. Review of associated QC indicates the recovery for this surrogate does not represent an out-of-control condition.
- DET Analyte DETECTED
- D Analyte NOT DETECTED at or above the reporting limit
- R Not Reported
- ry Sample results reported on a dry weight basis
- PD Relative Percent Difference





Sequoia Analytical
680 Chesapeake Dr.
Redwood City, CA 94063
(650) 364-9600 • FAX (650) 364-9233

EXXON COMPANY, U.S.A.

P.O. Box 2180, Houston, TX 77002-7426

CHAIN OF CUSTODY

MKC0406

Consultant's Name: ERI		Page <u>1</u> of <u>2</u>
Address: 73 DIGITAL DRIVE SUITE 100 NO. HTO CA 94949		Site Location: 2200 E 12th ST OAKLAND
Project #: 229305X	Consultant Project #:	Consultant Work Release #: 19802889
Project Contact: SCOTT THOMPSON	Phone #: (415) 382-9105	Laboratory Work Release #:
EXXON Contact: GENE ORTGA	Phone #: (925) 246-8747	EXXON RAS #: 7-0238
Sampled by (print): MAHONEY	Sampler's Signature: <i>John W. Mahoney</i>	
Shipment Method:	Air Bill #:	

TAT: 24 hr 48 hr 72 hr 96 hr Standard (10 day) ANALYSIS REQUIRED

Sample Description	Collection Date	Collection Time	Matrix Soil/Water/Air	Prsv	# of Cont.	Sequoia's Sample #	TPH/Gas	TPH/Diesel	TRPH S.M.	METALS EPA	FISH TOXICITY	Temperature:
							8015/8020	8015	5520	6010/96 NR		
W-EFF	3/16	1000	H2O	HCL	6		X					
W-EFF	↓	1000	↓	NA	4			X				* ALSO EPA 601 & 602 & ALSO EPA 608 & 625
W-EFF	↓	1000	↓	HNO3	2				X			
W-EFF	↓	1000	↓	NaOH	1							CYANIDES EPA 335.2
W-EFF	↓	1000	↓	NA	2						X	

* METALS TO ANALYZE FOR: ANTIMONY TOTAL // ARSENIC TOTAL // BERYLLIUM TOTAL // CADMIUM TOTAL // CHROMIUM HEXAVALENT OR TOTAL CHROMIUM // COPPER TOTAL // LEAD TOTAL // MERCURY TOTAL // NICKEL TOTAL // SELENIUM TOTAL // SILVER TOTAL // THALLIUM TOTAL // ZINC TOTAL

RELINQUISHED BY / AFFILIATION	Date	Time	ACCEPTED / AFFILIATION	Date	Time	Additional Comments
<i>John W. Mahoney</i>	3/16/01	1340	<i>Joseph David</i>	3/16	140	
<i>J. David</i>	3/16	4	<i>Shelley</i>	3/16	1759	

Pink - Client
Yellow - Sequoia
White - Sequoia



Sequoia Analytical
680 Chesapeake Dr.
Redwood City, CA 94063
(650) 364-9600 • FAX (650) 364-9233

EXXON COMPANY, U.S.A.
P.O. Box 2180, Houston, TX 77002-7426
CHAIN OF CUSTODY

MKC0406

Consultant's Name: ERI

Page 2 of 2

Address: 73 DIGITAL DRIVE SUITE 100 NOVATO CA

Site Location: 2200 E 12th

Project #: 229385X

Consultant Project #:

Consultant Work Release #: 19802889

Project Contact: SCOTT THOMPSON

Phone #: (415) 382-9105

Laboratory Work Release #:

EXXON Contact: GENE ORTEGA

Phone #: (925) 246-8747

EXXON RAS #: 7-0238

Sampled by (print): G. SANDERS

Sampler's Signature: [Signature]

OAKLAND CA

Shipment Method:

Air Bill #:

TAT: 24 hr 48 hr 72 hr 96 hr Standard (10 day)

ANALYSIS REQUIRED

Sample Description	Collection Date	Collection Time	Matrix Soil/Water/Air	Prsv	# of Cont.	Sequoia's Sample #	APH/GAS BTEX/ 8015/ 8020	TPH/ Diesel EPA 8015	TRPH S.M. 5520	METALS EPA 6010	Temperature: _____ Inbound Seal: Yes No Outbound Seal: Yes No
W-INF	3/16	1030	H2O	HCL	6		X				* ALSO EPA 601 & 602
W-INF	↓	↓	↓	NA	4			X			* ALSO EPA 608 & 635
W-INF	↓	↓	↓	HNO3	2				X		
W-INF	↓	↓	↓	NaOH	1						→ CHLORIDES EPA 335.2

* METALS TO ANALYZE FOR: ANTIMONY TOTAL // ARSENIC TOTAL // BERYLLIUM TOTAL // CADMIUM TOTAL // CHROMIUM HEXAVALENT OR CHROMIUM TOTAL // COPPER TOTAL // LEAD TOTAL // MERCURY TOTAL // NICKEL TOTAL // SELENIUM TOTAL // SILVER TOTAL // THALLIUM TOTAL // ZINC TOTAL //

RELINQUISHED BY / AFFILIATION	Date	Time	ACCEPTED / AFFILIATION	Date	Time	Additional Comments
<u>[Signature]</u>	3/16/01	13:40	<u>[Signature]</u>	3/16	140	
<u>[Signature]</u>	3/16	4	<u>[Signature]</u>	3/16	1759	

white - Sequoia

Sequoia Analytical

885 Jarvis Drive
Morgan Hill, CA 95037
(408) 776-9600
FAX (408) 782-6308
www.sequoialabs.com

ive
337
300
308
om

March 29, 2001

Scott Thompson
Environmental Resolutions
73 Digital Drive, Suite 100
Novato, CA 94949


RECEIVED
APR 09 2001
ENVIRONMENTAL

Re: MKC0637

Dear Scott Thompson:

Enclosed is the fish bioassay results on the sample submitted on 3/23/01. If there are any questions concerning this report please feel free to contact me.

Sincerely,



Wayne Stevenson
Project Manager

CA ELAP Certificate # 1210





Environmental Resolution	Client Project ID: MKC0637-01	Sampled: 3/23/01
	Sample Descript: Effluent	Received: 3/23/01
Attention: Scott Thompson	Analysis Method: See below	
	Lab Number: W103604-01	Reported: 3/27/01

STATIC PERCENT SURVIVAL BIOASSAY - NON RENEWAL

Species: Oncorhynchus mykiss
Common Name: Rainbow Trout

Organisms/Tank: 10
Organisms/Conc.: 20
Tank Depth: 10 cm
Tank Volume: 8 L
Supplier: Thomas Fish
Acclimation Temp.: 12 °C

Mean length: 33 mm Min. length: 28 mm
Max. length: 38 mm
Mean weight: 0.45 g Min. weight: 0.25 g
Max. weight: 0.70 g

Control Water: Synthetic Softwater
Hardness 40-48

	Alkalinity mg/L	Hardness mg/L	Residual Chlorine mg/L	Conductivity µmhos/cm
Control	26	46	<0.10	129
100%	120	46	<0.10	627
Duplicate 100%	130	46	<0.10	663

DATE	Initial 3/23/01	24 Hr 3/24/01	48 Hr 3/25/01	72 Hr 3/26/01	96 Hr 3/27/01
------	--------------------	------------------	------------------	------------------	------------------

	DO mg/L	C Temp	pH Units	DO mg/L	C Temp	pH Units	# M Dead	DO mg/L	C Temp	pH Units	# M Dead	DO mg/L	C Temp	pH Units	# M Dead	DO mg/L	C Temp	pH Units	# M Dead	Total Dead
Control	8.7	13	7.6	8.2	12	7.3	0	7.4	12	7.2	0	8.0	12	7.1	0	7.2	12	7.2	0	0
100 % A	8.3	13	7.7	8.5	12	7.7	0	7.5	12	7.8	0	8.0	12	7.7	0	7.2	12	7.8	0	0
100 % B	8.4	13	7.6	8.3	12	7.7	0	7.6	12	7.8	1	7.7	12	7.7	1	7.1	12	7.8	2	2

96 Hour Percent Survival at 100% Concentration: 90 %

Remarks: Analyst reduced initial pH of 9.6 to a pH 7.7 on initial set-up day.

Analyst: W. Henningsen / M. Green/ K. Andersen Method Reference: Methods for Measuring the Acute Toxicity of Effluents to Freshwater and Marine Organisms, 3rd Ed., EPA 600/4-85/013

SEQUOIA ANALYTICAL, ELAP# 1271

Kyle Anderson
Project Manager





Sequoia Analytical
 680 Chesapeake Dr.
 Redwood City, CA 94063
 (650) 364-9600 • FAX (650) 364-9233

EXXON COMPANY, U.S.A.

P.O. Box 2180, Houston, TX 77002-7426

CHAIN OF CUSTODY

Consultant's Name: <u>Environmental Resolutions Inc</u>		Page <u>1</u> of <u>1</u>
Address: <u>73 Digital Dr Suite 100, Novato CA</u>		Site Location: <u>2200 E. 12th Street</u>
Project #:	Consultant Project #: <u>2293-05-X</u>	Consultant Work Release #: <u>21040347</u>
Project Contact: <u>Scott Thompson</u>	Phone #: <u>(415) 382-9105</u>	Laboratory Work Release #:
EXXON Contact: <u>Gene Ortega</u>	Phone #: <u>925-246-8747</u>	EXXON RAS #: <u>7-0238</u>
Sampled by (print): <u>Casey Sanders</u>	Sampler's Signature: <u>Casey Sanders</u>	<u>Oakland CA</u>
Shipment Method:	Air Bill #:	

TAT: 24 hr 48 hr 72 hr 96 hr Standard (10 day) ANALYSIS REQUIRED MKC 0637

Sample Description	Collection Date	Collection Time	Matrix Soil/Water/Air	Prsv	# of Cont.	Sequoia's Sample #	TPH/Gas	TPH/	TRPH	Fish Toxicity 96hr % Survival*	Temperature: _____
							BTEX/ 8020	Diesel EPA 8015	S.M. 5520		Inbound Seal: Yes No Outbound Seal: Yes No
<u>W-EFF</u>	<u>3/23/01</u>	<u>13:00</u>	<u>H₂O</u>	<u>NA</u>	<u>4</u>					<u>X</u>	<u>Using Rainbow Trout for 96hr survival Static Renewal Fish Toxicity bioassay.</u>

RELINQUISHED BY / AFFILIATION	Date	Time	ACCEPTED / AFFILIATION	Date	Time	Additional Comments
<u>Casey Sanders / ERI</u>	<u>3/23/01</u>	<u>14:15</u>	<u>[Signature]</u>	<u>3/23/01</u>	<u>14:15</u>	
<u>Michael Gouin / Sequoia</u>	<u>3/27/01</u>	<u>10:30</u>	<u>[Signature]</u>	<u>3/27/01</u>	<u>17:19</u>	

Pink - Client
Yellow - Sequoia
White - Exxon



27 March, 2001

Scott Thompson
Environmental Resolutions (Exxon)
73 Digital Drive, Suite 100
Novato, CA 94949

APR 09 2001
UNRECORDED

RE: Exxon
Sequoia Report: MKC0406

Enclosed are the results of analyses for samples received by the laboratory on 03/16/01 17:59. If you have any questions concerning this report, please feel free to contact me.

Sincerely,

Wayne Stevenson
Client Services Manager

CA ELAP Certificate #1210





Environmental Resolutions (Exxon)
3333 Digital Drive, Suite 100
Livermore, CA, 94549

Project: Exxon
Project Number: -
Project Manager: Scott Thompson

Reported:
03/27/01 08:29

ANALYTICAL REPORT FOR SAMPLES

Sample ID	Laboratory ID	Matrix	Date Sampled	Date Received
V-INF	MKC0406-01	Water	03/16/01 10:30	03/16/01 17:59
V-EFF	MKC0406-02	Water	03/16/01 10:00	03/16/01 17:59

Sequoia Analytical - Morgan Hill

The results in this report apply to the samples analyzed in accordance with the chain of custody document. This analytical report must be reproduced in its entirety.

Jayne Stevenson, Client Services Manager





Environmental Resolutions (Exxon)
13 Digital Drive, Suite 100
Novato CA, 94949

Project: Exxon
Project Number: -
Project Manager: Scott Thompson

Reported:
03/27/01 08:29

Total Purgeable Hydrocarbons (C6-C12) and BTEX by DHS LUFT Sequoia Analytical - Morgan Hill

Analyte	Result	Reporting Limit	Units	Dilution	Batch	Prepared	Analyzed	Method	Notes
-INF (MKC0406-01) Water Sampled: 03/16/01 10:30 Received: 03/16/01 17:59									
Largeable Hydrocarbons	2860	500	ug/l	10	1C16002	03/16/01	03/16/01	DHS LUFT	P-01
Benzene	106	5.00	"	"	"	"	"	"	"
Toluene	15.6	5.00	"	"	"	"	"	"	"
Ethylbenzene	137	5.00	"	"	"	"	"	"	"
Aromatics (total)	312	5.00	"	"	"	"	"	"	"
surrogate: <i>a,a,a</i> -Trifluorotoluene		89.1 %		70-130	"	"	"	"	"
-EFF (MKC0406-02) Water Sampled: 03/16/01 10:00 Received: 03/16/01 17:59									
Largeable Hydrocarbons	ND	50.0	ug/l	1	1C16002	03/16/01	03/16/01	DHS LUFT	
Benzene	ND	0.500	"	"	"	"	"	"	"
Toluene	ND	0.500	"	"	"	"	"	"	"
Ethylbenzene	ND	0.500	"	"	"	"	"	"	"
Aromatics (total)	ND	0.500	"	"	"	"	"	"	"
surrogate: <i>a,a,a</i> -Trifluorotoluene		93.1 %		70-130	"	"	"	"	"





Environmental Resolutions (Exxon)
73 Digital Drive, Suite 100
Novato CA, 94949

Project: Exxon
Project Number: -
Project Manager: Scott Thompson

Reported:
03/27/01 08:29

Diesel Hydrocarbons (C9-C24) by DHS LUFT Sequoia Analytical - Morgan Hill

Analyte	Result	Reporting Limit	Units	Dilution	Batch	Prepared	Analyzed	Method	Notes
-INF (MKC0406-01) Water Sampled: 03/16/01 10:30 Received: 03/16/01 17:59									
Diesel Range Hydrocarbons	1350	50.0	ug/l	1	1C19020	03/19/01	03/19/01	DHS LUFT	D-15
Surrogate: n-Pentacosane		119 %	50-150		"	"	"	"	
-EFF (MKC0406-02) Water Sampled: 03/16/01 10:00 Received: 03/16/01 17:59									
Diesel Range Hydrocarbons	ND	50.0	ug/l	1	1C19020	03/19/01	03/23/01	DHS LUFT	
Surrogate: n-Pentacosane		120 %	50-150		"	"	"	"	





Environmental Resolutions (Exxon)
3 Digital Drive, Suite 100
Folsom, CA, 94949

Project: Exxon
Project Number: -
Project Manager: Scott Thompson

Reported:
03/27/01 08:29

Total Metals by EPA 6000/7000 Series Methods Sequoia Analytical - Morgan Hill

Analyte	Result	Reporting Limit	Units	Dilution	Batch	Prepared	Analyzed	Method	Notes
-INF (MKC0406-01) Water Sampled: 03/16/01 10:30 Received: 03/16/01 17:59									
Mercury	ND	0.0200	mg/l	1	1C19007	03/19/01	03/20/01	EPA 6010A	
Selenium	ND	0.100	"	"	"	"	"	"	
Rhodium	ND	0.0100	"	"	"	"	"	"	
Chromium	ND	0.0100	"	"	"	"	"	"	
Iron	0.0116	0.0100	"	"	"	"	"	"	
Copper	ND	0.0100	"	"	"	"	"	"	
Cadmium	0.0742	0.0500	"	"	"	"	"	"	
Lead	ND	0.100	"	"	"	"	"	"	
Antimony	ND	0.100	"	"	"	"	"	"	
Vanadium	ND	0.100	"	"	"	"	"	"	
Aluminum	ND	0.100	"	"	"	"	"	"	
Manganese	0.0403	0.0100	"	"	"	"	"	"	
-EFF (MKC0406-02) Water Sampled: 03/16/01 10:00 Received: 03/16/01 17:59									
Mercury	ND	0.0200	mg/l	1	1C19007	03/19/01	03/20/01	EPA 6010A	
Selenium	ND	0.100	"	"	"	"	"	"	
Rhodium	ND	0.0100	"	"	"	"	"	"	
Chromium	ND	0.0100	"	"	"	"	"	"	
Iron	ND	0.0100	"	"	"	"	"	"	
Copper	ND	0.0100	"	"	"	"	"	"	
Cadmium	ND	0.0500	"	"	"	"	"	"	
Lead	ND	0.100	"	"	"	"	"	"	
Antimony	ND	0.100	"	"	"	"	"	"	
Vanadium	ND	0.100	"	"	"	"	"	"	
Aluminum	ND	0.100	"	"	"	"	"	"	
Manganese	0.0118	0.0100	"	"	"	"	"	"	





Environmental Resolutions (Exxon)
3 Digital Drive, Suite 100
Folsom, CA, 94949

Project: Exxon
Project Number: -
Project Manager: Scott Thompson

Reported:
03/27/01 08:29

Purgeable Halocarbons by EPA Method 601 Sequoia Analytical - Morgan Hill

Analyte	Result	Reporting Limit	Units	Dilution	Batch	Prepared	Analyzed	Method	Notes
-INF (MKC0406-01) Water Sampled: 03/16/01 10:30 Received: 03/16/01 17:59									
monochloromethane	ND	10.0	ug/l	20	IC19008	03/19/01	03/19/01	EPA 601	
monochloroform	ND	10.0	"	"	"	"	"	"	
monochloromethane	ND	20.0	"	"	"	"	"	"	
carbon tetrachloride	ND	10.0	"	"	"	"	"	"	
chlorobenzene	ND	10.0	"	"	"	"	"	"	
chloroethane	ND	20.0	"	"	"	"	"	"	
chloroform	ND	10.0	"	"	"	"	"	"	
chloromethane	ND	20.0	"	"	"	"	"	"	
bromochloromethane	ND	10.0	"	"	"	"	"	"	
1,1-Dichlorobenzene	ND	10.0	"	"	"	"	"	"	
1,2-Dichlorobenzene	ND	10.0	"	"	"	"	"	"	
1,3-Dichlorobenzene	ND	10.0	"	"	"	"	"	"	
1,1-Dichloroethane	ND	10.0	"	"	"	"	"	"	
1,2-Dichloroethane	ND	10.0	"	"	"	"	"	"	
1,1-Dichloroethene	ND	10.0	"	"	"	"	"	"	
1,2-Dichloroethene	ND	10.0	"	"	"	"	"	"	
trans-1,2-Dichloroethene	ND	10.0	"	"	"	"	"	"	
1,1-Dichloropropane	ND	10.0	"	"	"	"	"	"	
1,1,3-Dichloropropene	ND	10.0	"	"	"	"	"	"	
trans-1,3-Dichloropropene	ND	10.0	"	"	"	"	"	"	
ethylene chloride	ND	100	"	"	"	"	"	"	
1,1,2,2-Tetrachloroethane	ND	10.0	"	"	"	"	"	"	
trichloroethene	ND	10.0	"	"	"	"	"	"	
1,1-Trichloroethane	ND	10.0	"	"	"	"	"	"	
1,1,2-Trichloroethane	ND	10.0	"	"	"	"	"	"	
trichloroethene	ND	10.0	"	"	"	"	"	"	
chlorofluoromethane	ND	10.0	"	"	"	"	"	"	
1,1,2-Trichlorotrifluoroethane	ND	20.0	"	"	"	"	"	"	
vinyl chloride	791	10.0	"	"	"	"	"	"	
1,1-Dibromoethane	ND	20.0	"	"	"	"	"	"	
recovery: 1-Chloro-3-fluorobenzene		97.9 %	70-130		"	"	"	"	





Environmental Resolutions (Exxon)
73 Digital Drive, Suite 100
Novato CA, 94949

Project: Exxon
Project Number: -
Project Manager: Scott Thompson

Reported:
03/27/01 08:29

Purgeable Halocarbons by EPA Method 601 Sequoia Analytical - Morgan Hill

analyte	Result	Reporting Limit	Units	Dilution	Batch	Prepared	Analyzed	Method	Notes
EFF (MKC0406-02) Water Sampled: 03/16/01 10:00 Received: 03/16/01 17:59									
monodichloromethane	ND	0.500	ug/l	1	1C19008	03/19/01	03/19/01	EPA 601	
monoform	ND	0.500	"	"	"	"	"	"	
monomethane	ND	1.00	"	"	"	"	"	"	
carbon tetrachloride	ND	0.500	"	"	"	"	"	"	
chlorobenzene	ND	0.500	"	"	"	"	"	"	
chloroethane	ND	1.00	"	"	"	"	"	"	
chloroform	ND	0.500	"	"	"	"	"	"	
chloromethane	ND	1.00	"	"	"	"	"	"	
ibromochloromethane	ND	0.500	"	"	"	"	"	"	
3-Dichlorobenzene	ND	0.500	"	"	"	"	"	"	
4-Dichlorobenzene	ND	0.500	"	"	"	"	"	"	
2-Dichlorobenzene	ND	0.500	"	"	"	"	"	"	
1-Dichloroethane	ND	0.500	"	"	"	"	"	"	
2-Dichloroethane	ND	0.500	"	"	"	"	"	"	
1-Dichloroethene	ND	0.500	"	"	"	"	"	"	
trans-1,2-Dichloroethene	ND	0.500	"	"	"	"	"	"	
cis-1,2-Dichloroethene	ND	0.500	"	"	"	"	"	"	
2-Dichloropropane	ND	0.500	"	"	"	"	"	"	
trans-1,3-Dichloropropene	ND	0.500	"	"	"	"	"	"	
cis-1,3-Dichloropropene	ND	0.500	"	"	"	"	"	"	
ethylene chloride	ND	5.00	"	"	"	"	"	"	
1,2,2-Tetrachloroethane	ND	0.500	"	"	"	"	"	"	
trichloroethene	ND	0.500	"	"	"	"	"	"	
1,1-Trichloroethane	ND	0.500	"	"	"	"	"	"	
1,2-Trichloroethane	ND	0.500	"	"	"	"	"	"	
trichloroethene	ND	0.500	"	"	"	"	"	"	
trichlorofluoromethane	ND	0.500	"	"	"	"	"	"	
1,2-Trichlorotrifluoroethane	ND	1.00	"	"	"	"	"	"	
vinyl chloride	ND	0.500	"	"	"	"	"	"	
2-Dibromoethane	ND	1.00	"	"	"	"	"	"	
<i> surrogate: 1-Chloro-3-fluorobenzene</i>		<i>102 %</i>		<i>70-130</i>					





Environmental Resolutions (Exxon)
3 Digital Drive, Suite 100
Flovato CA, 94949

Project: Exxon
Project Number: -
Project Manager: Scott Thompson

Reported:
03/27/01 08:29

Purgeable Aromatics by EPA Method 602 Sequoia Analytical - Morgan Hill

Analyte	Result	Reporting Limit	Units	Dilution	Batch	Prepared	Analyzed	Method	Notes
-JNF (MKC0406-01) Water Sampled: 03/16/01 10:30 Received: 03/16/01 17:59									
benzene	1930	10.0	ug/l	20	1C19008	03/19/01	03/19/01	EPA 602	
chlorobenzene	ND	10.0	"	"	"	"	"	"	
1,2-Dichlorobenzene	ND	10.0	"	"	"	"	"	"	
1,3-Dichlorobenzene	ND	10.0	"	"	"	"	"	"	
1,4-Dichlorobenzene	ND	10.0	"	"	"	"	"	"	
toluene	340	10.0	"	"	"	"	"	"	
styrene	2760	10.0	"	"	"	"	"	"	
Aromatics (total)	5810	10.0	"	"	"	"	"	"	

surrogate: 1-Chloro-3-fluorobenzene 97.8 % 70-130 " " " "

-EFF (MKC0406-02) Water Sampled: 03/16/01 10:00 Received: 03/16/01 17:59									
benzene	ND	0.500	ug/l	1	1C19008	03/19/01	03/19/01	EPA 602	
chlorobenzene	ND	0.500	"	"	"	"	"	"	
1,2-Dichlorobenzene	ND	0.500	"	"	"	"	"	"	
1,3-Dichlorobenzene	ND	0.500	"	"	"	"	"	"	
1,4-Dichlorobenzene	ND	0.500	"	"	"	"	"	"	
toluene	ND	0.500	"	"	"	"	"	"	
styrene	ND	0.500	"	"	"	"	"	"	
Aromatics (total)	ND	0.500	"	"	"	"	"	"	

surrogate: 1-Chloro-3-fluorobenzene 102 % 70-130 " " " "





Environmental Resolutions (Exxon)
3 Digital Drive, Suite 100
Folsom, CA, 94949

Project: Exxon
Project Number: -
Project Manager: Scott Thompson

Reported:
03/27/01 08:29

Organochlorine Pesticides and PCBs by EPA Method 608

Sequoia Analytical - Morgan Hill

analyte	Result	Reporting Limit	Units	Dilution	Batch	Prepared	Analyzed	Method	Notes
-INF (MKC0406-01) Water Sampled: 03/16/01 10:30 Received: 03/16/01 17:59									
drin	ND	0.0250	ug/l	1	1C19010	03/19/01	03/19/01	EPA 608	
gamma-BHC	ND	0.0250	"	"	"	"	"	"	
beta-BHC	ND	0.0250	"	"	"	"	"	"	
delta-BHC	ND	0.0250	"	"	"	"	"	"	
gamma-BHC (Lindane)	ND	0.0250	"	"	"	"	"	"	
dieldrin (tech)	ND	0.500	"	"	"	"	"	"	
1'-DDD	ND	0.150	"	"	"	"	"	"	
1'-DDE	ND	0.0500	"	"	"	"	"	"	
1'-DDT	ND	0.150	"	"	"	"	"	"	
dieldrin	ND	0.0500	"	"	"	"	"	"	
dosulfan I	ND	0.0500	"	"	"	"	"	"	
dosulfan II	ND	0.0500	"	"	"	"	"	"	
dosulfan sulfate	ND	0.150	"	"	"	"	"	"	
drin	ND	0.0500	"	"	"	"	"	"	
drin aldehyde	ND	0.150	"	"	"	"	"	"	
ptachlor	ND	0.0250	"	"	"	"	"	"	
ptachlor epoxide	ND	0.0250	"	"	"	"	"	"	
methoxychlor	ND	0.500	"	"	"	"	"	"	
o-xaphene	ND	2.00	"	"	"	"	"	"	
'B-1016	ND	0.500	"	"	"	"	"	"	
'B-1221	ND	2.00	"	"	"	"	"	"	
'B-1232	ND	0.500	"	"	"	"	"	"	
'B-1242	ND	0.500	"	"	"	"	"	"	
'B-1248	ND	0.500	"	"	"	"	"	"	
'B-1254	ND	0.500	"	"	"	"	"	"	
'B-1260	ND	0.500	"	"	"	"	"	"	

surrogate: Tetrachloro-m-xylene

83.2 % 50-150

surrogate: Decachlorobiphenyl

133 % 50-150





Environmental Resolutions (Exxon)
3 Digital Drive, Suite 100
Livermore CA, 94949

Project: Exxon
Project Number: -
Project Manager: Scott Thompson

Reported:
03/27/01 08:29

Organochlorine Pesticides and PCBs by EPA Method 608
Sequoia Analytical - Morgan Hill

Analyte	Result	Reporting Limit	Units	Dilution	Batch	Prepared	Analyzed	Method	Notes
EFF (MKC0406-02) Water Sampled: 03/16/01 10:00 Received: 03/16/01 17:59									
drin	ND	0.0250	ug/l	1	1C19010	03/19/01	03/19/01	EPA 608	
gamma-BHC	ND	0.0250	"	"	"	"	"	"	
beta-BHC	ND	0.0250	"	"	"	"	"	"	
alpha-BHC	ND	0.0250	"	"	"	"	"	"	
gamma-BHC (Lindane)	ND	0.0250	"	"	"	"	"	"	
lindane (tech)	ND	0.500	"	"	"	"	"	"	
1,1'-DDD	ND	0.150	"	"	"	"	"	"	
1,1'-DDE	ND	0.0500	"	"	"	"	"	"	
1,1'-DDT	ND	0.150	"	"	"	"	"	"	
drin	ND	0.0500	"	"	"	"	"	"	
dosulfan I	ND	0.0500	"	"	"	"	"	"	
dosulfan II	ND	0.0500	"	"	"	"	"	"	
dosulfan sulfate	ND	0.150	"	"	"	"	"	"	
drin	ND	0.0500	"	"	"	"	"	"	
drin aldehyde	ND	0.150	"	"	"	"	"	"	
1,1'-DDE	ND	0.0250	"	"	"	"	"	"	
1,1'-DDT epoxide	ND	0.0250	"	"	"	"	"	"	
1,1'-DDT	ND	0.500	"	"	"	"	"	"	
1,2,4-trichlorobenzene	ND	2.00	"	"	"	"	"	"	
PCB-1016	ND	0.500	"	"	"	"	"	"	
PCB-1221	ND	2.00	"	"	"	"	"	"	
PCB-1232	ND	0.500	"	"	"	"	"	"	
PCB-1242	ND	0.500	"	"	"	"	"	"	
PCB-1248	ND	0.500	"	"	"	"	"	"	
PCB-1254	ND	0.500	"	"	"	"	"	"	
PCB-1260	ND	0.500	"	"	"	"	"	"	
surrogate: Tetrachloro-m-xylene		98.8 %		50-150	"	"	"	"	
surrogate: Decachlorobiphenyl		165 %		50-150	"	"	"	"	S-03





Environmental Resolutions (Exxon)
13 Digital Drive, Suite 100
Novato CA, 94949

Project: Exxon
Project Number: -
Project Manager: Scott Thompson

Reported:
03/27/01 08:29

Acid and Base/Neutral Extractables by EPA Method 625 Sequoia Analytical - Morgan Hill

nalyte	Result	Reporting Limit	Units	Dilution	Batch	Prepared	Analyzed	Method	Notes
-INF (MKC0406-01) Water Sampled: 03/16/01 10:30 Received: 03/16/01 17:59									
benzophenanthrene	ND	10.0	ug/l	1	1C19022	03/19/01	03/19/01	EPA 625	
benzophenanthylene	ND	10.0	"	"	"	"	"	"	
benzofluoranthene	ND	10.0	"	"	"	"	"	"	
benzoic acid	ND	20.0	"	"	"	"	"	"	
benzo (a) anthracene	ND	10.0	"	"	"	"	"	"	
benzo (b) fluoranthene	ND	10.0	"	"	"	"	"	"	
benzo (k) fluoranthene	ND	10.0	"	"	"	"	"	"	
benzo (ghi) perylene	ND	10.0	"	"	"	"	"	"	
benzo (a) pyrene	ND	10.0	"	"	"	"	"	"	
benzyl alcohol	ND	10.0	"	"	"	"	"	"	
bis(2-chloroethoxy)methane	ND	10.0	"	"	"	"	"	"	
bis(2-chloroethyl)ether	ND	10.0	"	"	"	"	"	"	
bis(2-chloroisopropyl)ether	ND	10.0	"	"	"	"	"	"	
bis(2-ethylhexyl)phthalate	ND	20.0	"	"	"	"	"	"	
Bromophenyl phenyl ether	ND	10.0	"	"	"	"	"	"	
butyl benzyl phthalate	ND	10.0	"	"	"	"	"	"	
Chloroaniline	ND	20.0	"	"	"	"	"	"	
Chloronaphthalene	ND	10.0	"	"	"	"	"	"	
Chloro-3-methylphenol	ND	10.0	"	"	"	"	"	"	
Chlorophenol	ND	10.0	"	"	"	"	"	"	
Chlorophenyl phenyl ether	ND	10.0	"	"	"	"	"	"	
Chrysene	ND	10.0	"	"	"	"	"	"	
Di-benz (a,h) anthracene	ND	10.0	"	"	"	"	"	"	
Di-benzofuran	ND	10.0	"	"	"	"	"	"	
Di-n-butyl phthalate	ND	20.0	"	"	"	"	"	"	
1,2-Dichlorobenzene	ND	10.0	"	"	"	"	"	"	
1,3-Dichlorobenzene	ND	10.0	"	"	"	"	"	"	
1,4-Dichlorobenzene	ND	10.0	"	"	"	"	"	"	
1,3'-Dichlorobenzidine	ND	20.0	"	"	"	"	"	"	
1,4-Dichlorophenol	ND	10.0	"	"	"	"	"	"	
Diethyl phthalate	ND	10.0	"	"	"	"	"	"	
1,4-Dimethylphenol	ND	10.0	"	"	"	"	"	"	
Dimethyl phthalate	ND	10.0	"	"	"	"	"	"	
2,6-Dinitro-2-methylphenol	ND	20.0	"	"	"	"	"	"	
2,4-Dinitrophenol	ND	20.0	"	"	"	"	"	"	
2,4-Dinitrotoluene	ND	10.0	"	"	"	"	"	"	
2,6-Dinitrotoluene	ND	10.0	"	"	"	"	"	"	
Di-n-octyl phthalate	ND	10.0	"	"	"	"	"	"	





Environmental Resolutions (Exxon)
73 Digital Drive, Suite 100
Novato CA, 94949

Project: Exxon
Project Number: -
Project Manager: Scott Thompson

Reported:
03/27/01 08:29

Acid and Base/Neutral Extractables by EPA Method 625

Sequoia Analytical - Morgan Hill

Analyte	Result	Reporting Limit	Units	Dilution	Batch	Prepared	Analyzed	Method	Notes
7-1NF (MKC0406-01) Water Sampled: 03/16/01 10:30 Received: 03/16/01 17:59									
fluoranthene	ND	10.0	ug/l	1	1C19022	03/19/01	03/19/01	EPA 625	
fluorene	ND	10.0	"	"	"	"	"	"	
hexachlorobenzene	ND	10.0	"	"	"	"	"	"	
hexachlorobutadiene	ND	10.0	"	"	"	"	"	"	
hexachlorocyclopentadiene	ND	20.0	"	"	"	"	"	"	
hexachloroethane	ND	10.0	"	"	"	"	"	"	
benzo (1,2,3-cd) pyrene	ND	10.0	"	"	"	"	"	"	
phorone	ND	10.0	"	"	"	"	"	"	
Methylnaphthalene	42.5	10.0	"	"	"	"	"	"	
Methylphenol	ND	10.0	"	"	"	"	"	"	
Methylphenol	ND	10.0	"	"	"	"	"	"	
naphthalene	99.2	10.0	"	"	"	"	"	"	
Nitroaniline	ND	20.0	"	"	"	"	"	"	
Nitroaniline	ND	20.0	"	"	"	"	"	"	
Nitroaniline	ND	20.0	"	"	"	"	"	"	
Nitrobenzene	ND	10.0	"	"	"	"	"	"	
Nitrophenol	ND	10.0	"	"	"	"	"	"	
Nitrophenol	ND	20.0	"	"	"	"	"	"	
Nitrosodiphenylamine	ND	10.0	"	"	"	"	"	"	
Nitrosodi-n-propylamine	ND	10.0	"	"	"	"	"	"	
pentachlorophenol	ND	20.0	"	"	"	"	"	"	
peranthrene	ND	10.0	"	"	"	"	"	"	
phenol	ND	10.0	"	"	"	"	"	"	
pyrene	ND	10.0	"	"	"	"	"	"	
2,4-Trichlorobenzene	ND	10.0	"	"	"	"	"	"	
4,5-Trichlorophenol	ND	20.0	"	"	"	"	"	"	
4,6-Trichlorophenol	ND	10.0	"	"	"	"	"	"	
<i> surrogate: 2-Fluorophenol</i>		58.0 %		21-110	"	"	"	"	
<i> surrogate: Phenol-d6</i>		38.8 %		10-110	"	"	"	"	
<i> surrogate: Nitrobenzene-d5</i>		86.0 %		35-114	"	"	"	"	
<i> surrogate: 2-Fluorobiphenyl</i>		94.5 %		43-116	"	"	"	"	
<i> surrogate: 2,4,6-Tribromophenol</i>		112 %		10-123	"	"	"	"	
<i> surrogate: p-Terphenyl-d14</i>		74.5 %		33-141	"	"	"	"	

Sequoia Analytical - Morgan Hill

The results in this report apply to the samples analyzed in accordance with the chain of custody document. This analytical report must be reproduced in its entirety.





Environmental Resolutions (Exxon)
73 Digital Drive, Suite 100
Novato CA, 94949

Project: Exxon
Project Number: -
Project Manager: Scott Thompson

Reported:
03/27/01 08:29

Acid and Base/Neutral Extractables by EPA Method 625 Sequoia Analytical - Morgan Hill

analyte	Result	Reporting Limit	Units	Dilution	Batch	Prepared	Analyzed	Method	Notes
-EFF (MKC0406-02) Water Sampled: 03/16/01 10:00 Received: 03/16/01 17:59									
cenaphthene	ND	10.0	ug/l	1	1C19022	03/19/01	03/19/01	EPA 625	
cenaphthylene	ND	10.0	"	"	"	"	"	"	
nthracene	ND	10.0	"	"	"	"	"	"	
enzoic acid	ND	20.0	"	"	"	"	"	"	
enzo (a) anthracene	ND	10.0	"	"	"	"	"	"	
enzo (b) fluoranthene	ND	10.0	"	"	"	"	"	"	
enzo (k) fluoranthene	ND	10.0	"	"	"	"	"	"	
enzo (ghi) perylene	ND	10.0	"	"	"	"	"	"	
enzo (a) pyrene	ND	10.0	"	"	"	"	"	"	
enzyl alcohol	ND	10.0	"	"	"	"	"	"	
is(2-chloroethoxy)methane	ND	10.0	"	"	"	"	"	"	
is(2-chloroethyl)ether	ND	10.0	"	"	"	"	"	"	
is(2-chloroisopropyl)ether	ND	10.0	"	"	"	"	"	"	
is(2-ethylhexyl)phthalate	ND	20.0	"	"	"	"	"	"	
-Bromophenyl phenyl ether	ND	10.0	"	"	"	"	"	"	
utyl benzyl phthalate	ND	10.0	"	"	"	"	"	"	
-Chloroaniline	ND	20.0	"	"	"	"	"	"	
-Chloronaphthalene	ND	10.0	"	"	"	"	"	"	
-Chloro-3-methylphenol	ND	10.0	"	"	"	"	"	"	
-Chlorophenol	ND	10.0	"	"	"	"	"	"	
-Chlorophenyl phenyl ether	ND	10.0	"	"	"	"	"	"	
hrysene	ND	10.0	"	"	"	"	"	"	
ibenz (a,h) anthracene	ND	10.0	"	"	"	"	"	"	
ibenzofuran	ND	10.0	"	"	"	"	"	"	
i-n-butyl phthalate	ND	20.0	"	"	"	"	"	"	
,2-Dichlorobenzene	ND	10.0	"	"	"	"	"	"	
,3-Dichlorobenzene	ND	10.0	"	"	"	"	"	"	
,4-Dichlorobenzene	ND	10.0	"	"	"	"	"	"	
,3'-Dichlorobenzidine	ND	20.0	"	"	"	"	"	"	
,4-Dichlorophenol	ND	10.0	"	"	"	"	"	"	
iethyl phthalate	ND	10.0	"	"	"	"	"	"	
,4-Dimethylphenol	ND	10.0	"	"	"	"	"	"	
imethyl phthalate	ND	10.0	"	"	"	"	"	"	
,6-Dinitro-2-methylphenol	ND	20.0	"	"	"	"	"	"	
,4-Dinitrophenol	ND	20.0	"	"	"	"	"	"	
,4-Dinitrotoluene	ND	10.0	"	"	"	"	"	"	
,6-Dinitrotoluene	ND	10.0	"	"	"	"	"	"	
i-n-octyl phthalate	ND	10.0	"	"	"	"	"	"	





Environmental Resolutions (Exxon)
3 Digital Drive, Suite 100
Novato CA, 94949

Project: Exxon
Project Number: -
Project Manager: Scott Thompson

Reported:
03/27/01 08:29

Acid and Base/Neutral Extractables by EPA Method 625

Sequoia Analytical - Morgan Hill

Analyte	Result	Reporting Limit	Units	Dilution	Batch	Prepared	Analyzed	Method	Notes
-EFF (MKC0406-02) Water Sampled: 03/16/01 10:00 Received: 03/16/01 17:59									
fluoranthene	ND	10.0	ug/l	1	1C19022	03/19/01	03/19/01	EPA 625	
fluorene	ND	10.0	"	"	"	"	"	"	
1,2-dichlorobenzene	ND	10.0	"	"	"	"	"	"	
1,2-dichlorobutadiene	ND	10.0	"	"	"	"	"	"	
1,2,3,4-tetrachlorocyclopentadiene	ND	20.0	"	"	"	"	"	"	
1,2-dichloroethane	ND	10.0	"	"	"	"	"	"	
benzo (1,2,3-cd) pyrene	ND	10.0	"	"	"	"	"	"	
benzophenone	ND	10.0	"	"	"	"	"	"	
Methylnaphthalene	ND	10.0	"	"	"	"	"	"	
Methylphenol	ND	10.0	"	"	"	"	"	"	
Methylphenol	ND	10.0	"	"	"	"	"	"	
naphthalene	ND	10.0	"	"	"	"	"	"	
Nitroaniline	ND	20.0	"	"	"	"	"	"	
Nitroaniline	ND	20.0	"	"	"	"	"	"	
Nitroaniline	ND	20.0	"	"	"	"	"	"	
nitrobenzene	ND	10.0	"	"	"	"	"	"	
Nitrophenol	ND	10.0	"	"	"	"	"	"	
Nitrophenol	ND	20.0	"	"	"	"	"	"	
Nitrosodiphenylamine	ND	10.0	"	"	"	"	"	"	
Nitrosodi-n-propylamine	ND	10.0	"	"	"	"	"	"	
1,2,4-trichlorophenol	ND	20.0	"	"	"	"	"	"	
benzanthrene	ND	10.0	"	"	"	"	"	"	
benzofuran	ND	10.0	"	"	"	"	"	"	
benzofuran	ND	10.0	"	"	"	"	"	"	
2,4-Trichlorobenzene	ND	10.0	"	"	"	"	"	"	
2,4,5-Trichlorophenol	ND	20.0	"	"	"	"	"	"	
2,4,6-Trichlorophenol	ND	10.0	"	"	"	"	"	"	
surrogate: 2-Fluorophenol		59.5 %	21-110	"	"	"	"	"	
surrogate: Phenol-d6		39.2 %	10-110	"	"	"	"	"	
surrogate: Nitrobenzene-d5		92.5 %	35-114	"	"	"	"	"	
surrogate: 2-Fluorobiphenyl		102 %	43-116	"	"	"	"	"	
surrogate: 2,4,6-Tribromophenol		109 %	10-123	"	"	"	"	"	
surrogate: p-Terphenyl-d14		76.0 %	33-141	"	"	"	"	"	





Environmental Resolutions (Exxon)
73 Digital Drive, Suite 100
Novato CA, 94949

Project: Exxon
Project Number: -
Project Manager: Scott Thompson

Reported:
03/27/01 08:29

**Conventional Chemistry Parameters by APHA/EPA Methods
Sequoia Analytical - Petaluma**

analyte	Result	Reporting Limit	Units	Dilution	Batch	Prepared	Analyzed	Method	Notes
-INF (MKC0406-01) Water Sampled: 03/16/01 10:30 Received: 03/16/01 17:59									
yanide (total)	ND	0.0100	mg/l	1	1030471	03/20/01	03/20/01	EPA 335.2	
-EFF (MKC0406-02) Water Sampled: 03/16/01 10:00 Received: 03/16/01 17:59									
yanide (total)	ND	0.0100	mg/l	1	1030471	03/20/01	03/20/01	EPA 335.2	





Environmental Resolutions (Exxon)
73 Digital Drive, Suite 100
Novato CA, 94949

Project: Exxon
Project Number: -
Project Manager: Scott Thompson

Reported:
03/27/01 08:29

Total Metals by EPA 6000/7000 Series Methods Sequoia Analytical - Sacramento

Analyte	Result	Reporting Limit	Units	Dilution	Batch	Prepared	Analyzed	Method	Notes
-INF (MKC0406-01) Water Sampled: 03/16/01 10:30 Received: 03/16/01 17:59									
mercury	ND	0.000200	mg/l	1	1030321	03/23/01	03/23/01	EPA 7470A	
-EFF (MKC0406-02) Water Sampled: 03/16/01 10:00 Received: 03/16/01 17:59									
mercury	ND	0.000200	mg/l	1	1030321	03/23/01	03/23/01	EPA 7470A	





Environmental Resolutions (Exxon)
73 Digital Drive, Suite 100
Novato CA, 94949

Project: Exxon
Project Number: -
Project Manager: Scott Thompson

Reported:
03/27/01 08:29

Total Purgeable Hydrocarbons (C6-C12) and BTEX by DHS LUFT - Quality Control Sequoia Analytical - Morgan Hill

analyte	Result	Reporting Limit	Units	Spike Level	Source Result	%REC	%REC Limits	RPD	RPD Limit	Notes
---------	--------	-----------------	-------	-------------	---------------	------	-------------	-----	-----------	-------

Batch 1C16002 - EPA 5030B [P/T]

Blank (1C16002-BLK1)

Prepared & Analyzed: 03/16/01

Purgeable Hydrocarbons	ND	50.0	ug/l							
Benzene	ND	0.500	"							
Toluene	ND	0.500	"							
Ethylbenzene	ND	0.500	"							
Xylenes (total)	ND	0.500	"							
surrogate: a,a,a-Trifluorotoluene	9.55		"	10.0		95.5	70-130			

CS (1C16002-BS1)

Prepared & Analyzed: 03/16/01

Purgeable Hydrocarbons	246	50.0	ug/l	250		98.4	70-130			
surrogate: a,a,a-Trifluorotoluene	10.0		"	10.0		100	70-130			

Matrix Spike (1C16002-MS1)

Source: MKC0360-01

Prepared & Analyzed: 03/16/01

Benzene	9.28	0.500	ug/l	10.0	ND	92.8	60-140			
Toluene	9.01	0.500	"	10.0	ND	90.1	60-140			
Ethylbenzene	9.31	0.500	"	10.0	ND	93.1	60-140			
Xylenes (total)	28.6	0.500	"	30.0	ND	94.6	60-140			
surrogate: a,a,a-Trifluorotoluene	9.43		"	10.0		94.3	70-130			

Matrix Spike Dup (1C16002-MSD1)

Source: MKC0360-01

Prepared & Analyzed: 03/16/01

Benzene	9.16	0.500	ug/l	10.0	ND	91.6	60-140	1.30	25	
Toluene	8.91	0.500	"	10.0	ND	89.1	60-140	1.12	25	
Ethylbenzene	9.21	0.500	"	10.0	ND	92.1	60-140	1.08	25	
Xylenes (total)	28.2	0.500	"	30.0	ND	93.3	60-140	1.41	25	
surrogate: a,a,a-Trifluorotoluene	9.34		"	10.0		93.4	70-130			





Environmental Resolutions (Exxon)
3 Digital Drive, Suite 100
Folsom, CA, 94949

Project: Exxon
Project Number: -
Project Manager: Scott Thompson

Reported:
03/27/01 08:29

Diesel Hydrocarbons (C9-C24) by DHS LUFT - Quality Control Sequoia Analytical - Morgan Hill

Analyte	Result	Reporting Limit	Units	Spike Level	Source Result	%REC	%REC Limits	RPD	RPD Limit	Notes
Batch 1C19020 - EPA 3510B										
Blank (1C19020-BLK1)										
Prepared & Analyzed: 03/19/01										
Diesel Range Hydrocarbons	ND	50.0	ug/l							
surrogate: n-Pentacosane	91.0		"	100		91.0	50-150			
MS (1C19020-BS1)										
Prepared & Analyzed: 03/19/01										
Diesel Range Hydrocarbons	819	50.0	ug/l	1000		81.9	60-140			
surrogate: n-Pentacosane	104		"	100		104	50-150			
Matrix Spike (1C19020-MS1)										
Source: MKC0406-01 Prepared: 03/19/01 Analyzed: 03/20/01										
Diesel Range Hydrocarbons	2380	50.0	ug/l	1000	1350	103	50-150			
surrogate: n-Pentacosane	132		"	100		132	50-150			
Matrix Spike Dup (1C19020-MSD1)										
Source: MKC0406-01 Prepared: 03/19/01 Analyzed: 03/20/01										
Diesel Range Hydrocarbons	1990	50.0	ug/l	1000	1350	64.0	50-150	17.8	50	
surrogate: n-Pentacosane	117		"	100		117	50-150			





Environmental Resolutions (Exxon)
73 Digital Drive, Suite 100
Novato CA, 94949

Project: Exxon
Project Number: -
Project Manager: Scott Thompson

Reported:
03/27/01 08:29

Total Metals by EPA 6000/7000 Series Methods - Quality Control Sequoia Analytical - Morgan Hill

analyte	Result	Reporting Limit	Units	Spike Level	Source Result	%REC	%REC Limits	RPD	RPD Limit	Notes
---------	--------	-----------------	-------	-------------	---------------	------	-------------	-----	-----------	-------

atch 1C19007 - EPA 3005A

ank (1C19007-BLK1)

Prepared: 03/19/01 Analyzed: 03/20/01

itimony	ND	0.100	mg/l
senic	ND	0.100	"
ryllium	ND	0.0100	"
dmium	ND	0.0100	"
romium	ND	0.0100	"
pper	ND	0.0100	"
ad	ND	0.100	"
ckel	ND	0.0500	"
lenium	ND	0.100	"
ver	ND	0.0200	"
allium	ND	0.100	"
ic	ND	0.0100	"

2S (1C19007-BS1)

Prepared: 03/19/01 Analyzed: 03/20/01

itimony	1.07	0.100	mg/l	1.00		107	80-120
senic	1.05	0.100	"	1.00		105	80-120
ryllium	1.11	0.0100	"	1.00		111	80-120
dmium	1.02	0.0100	"	1.00		102	80-120
romium	1.06	0.0100	"	1.00		106	80-120
pper	1.07	0.0100	"	1.00		107	80-120
ad	1.02	0.100	"	1.00		102	80-120
ckel	1.08	0.0500	"	1.00		108	80-120
lenium	1.04	0.100	"	1.00		104	80-120
ver	1.07	0.0200	"	1.00		107	80-120
allium	1.07	0.100	"	1.00		107	80-120
ic	1.03	0.0100	"	1.00		103	80-120

atrix Spike (1C19007-MS1)

Source: MKC0406-01

Prepared: 03/19/01 Analyzed: 03/20/01

itimony	1.01	0.100	mg/l	1.00	ND	101	80-120
senic	0.997	0.100	"	1.00	ND	99.7	80-120
ryllium	1.08	0.0100	"	1.00	ND	108	80-120
dmium	0.981	0.0100	"	1.00	ND	97.9	80-120
romium	1.03	0.0100	"	1.00	0.0116	102	80-120
pper	1.04	0.0100	"	1.00	ND	104	80-120
ad	0.972	0.100	"	1.00	ND	97.2	80-120

Sequoia Analytical - Morgan Hill

The results in this report apply to the samples analyzed in accordance with the chain of custody document. This analytical report must be reproduced in its entirety.





Environmental Resolutions (Exxon)
3 Digital Drive, Suite 100
Morgan Hill, CA, 94949

Project: Exxon
Project Number: -
Project Manager: Scott Thompson

Reported:
03/27/01 08:29

Total Metals by EPA 6000/7000 Series Methods - Quality Control Sequoia Analytical - Morgan Hill

Analyte	Result	Reporting Limit	Units	Spike Level	Source Result	%REC	%REC Limits	RPD	RPD Limit	Notes
---------	--------	-----------------	-------	-------------	---------------	------	-------------	-----	-----------	-------

Batch 1C19007 - EPA 3005A

Matrix Spike (1C19007-MS1)

Source: MKC0406-01

Prepared: 03/19/01

Analyzed: 03/20/01

Lead	1.10	0.0500	mg/l	1.00	0.0742	103	80-120			
Mercury	1.03	0.100	"	1.00	ND	103	80-120			
Copper	1.02	0.0200	"	1.00	ND	102	80-120			
Vanadium	0.983	0.100	"	1.00	ND	98.3	80-120			
Chromium	1.03	0.0100	"	1.00	0.0403	99.0	80-120			

Matrix Spike Dup (1C19007-MSD1)

Source: MKC0406-01

Prepared: 03/19/01

Analyzed: 03/20/01

Antimony	1.03	0.100	mg/l	1.00	ND	103	80-120	1.96	20	
Barium	1.05	0.100	"	1.00	ND	105	80-120	5.18	20	
Bismuth	1.10	0.0100	"	1.00	ND	110	80-120	1.83	20	
Cadmium	1.00	0.0100	"	1.00	ND	99.8	80-120	1.92	20	
Chromium	1.05	0.0100	"	1.00	0.0116	104	80-120	1.92	20	
Copper	1.06	0.0100	"	1.00	ND	106	80-120	1.90	20	
Lead	1.01	0.100	"	1.00	ND	101	80-120	3.83	20	
Lead	1.11	0.0500	"	1.00	0.0742	104	80-120	0.905	20	
Mercury	1.06	0.100	"	1.00	ND	106	80-120	2.87	20	
Copper	1.05	0.0200	"	1.00	ND	105	80-120	2.90	20	
Vanadium	1.02	0.100	"	1.00	ND	102	80-120	3.69	20	
Chromium	1.05	0.0100	"	1.00	0.0403	101	80-120	1.92	20	





Environmental Resolutions (Exxon)
3 Digital Drive, Suite 100
Morgan Hill, CA, 94949

Project: Exxon
Project Number: -
Project Manager: Scott Thompson

Reported:
03/27/01 08:29

Purgeable Halocarbons by EPA Method 601 - Quality Control Sequoia Analytical - Morgan Hill

Sample	Result	Reporting Limit	Units	Spike Level	Source Result	%REC	%REC Limits	RPD	RPD Limit	Notes
--------	--------	-----------------	-------	-------------	---------------	------	-------------	-----	-----------	-------

Batch 1C19008 - EPA 5030B [P/T]

Blank (1C19008-BLK1)

Prepared & Analyzed: 03/19/01

monochloromethane	ND	0.500	ug/l							
monochloroform	ND	0.500	"							
monomethane	ND	1.00	"							
monochlorobenzene	ND	0.500	"							
monobenzene	ND	0.500	"							
monochloroethane	ND	1.00	"							
monochloroform	ND	0.500	"							
monomethane	ND	1.00	"							
monochloromethane	ND	0.500	"							
Dichlorobenzene	ND	0.500	"							
Dichlorobenzene	ND	0.500	"							
Dichlorobenzene	ND	0.500	"							
Dichloroethane	ND	0.500	"							
Dichloroethane	ND	0.500	"							
Dichloroethene	ND	0.500	"							
1,2-Dichloroethene	ND	0.500	"							
trans-1,2-Dichloroethene	ND	0.500	"							
Dichloropropane	ND	0.500	"							
1,3-Dichloropropene	ND	0.500	"							
trans-1,3-Dichloropropene	ND	0.500	"							
ethylene chloride	ND	5.00	"							
2,2-Tetrachloroethane	ND	0.500	"							
perchloroethene	ND	0.500	"							
1-Trichloroethane	ND	0.500	"							
2-Trichloroethane	ND	0.500	"							
perchloroethene	ND	0.500	"							
perchlorofluoromethane	ND	0.500	"							
2-Trichlorotrifluoroethane	ND	1.00	"							
perchloride	ND	0.500	"							
Dibromoethane	ND	1.00	"							
negative: 1-Chloro-3-fluorobenzene	10.1		"	10.0		101	70-130			





Environmental Resolutions (Exxon)
333 Digital Drive, Suite 100
Morgan Hill, CA, 94949

Project: Exxon
Project Number: -
Project Manager: Scott Thompson

Reported:
03/27/01 08:29

Purgeable Halocarbons by EPA Method 601 - Quality Control Sequoia Analytical - Morgan Hill

Analyte	Result	Reporting Limit	Units	Spike Level	Source Result	%REC	%REC Limits	RPD	RPD Limit	Notes
---------	--------	-----------------	-------	-------------	---------------	------	-------------	-----	-----------	-------

Batch 1C19008 - EPA 5030B [P/T]

S (1C19008-BS1)

Prepared & Analyzed: 03/19/01

Chlorobenzene	24.1	0.500	ug/l	25.0		96.4	70-130			
1,1-Dichloroethene	26.9	0.500	"	25.0		108	65-135			
1,2-Dichloroethene	25.0	0.500	"	25.0		100	70-130			
surrogate: 1-Chloro-3-fluorobenzene	10.8		"	10.0		108	70-130			

Matrix Spike (1C19008-MS1)

Source: MKC0253-16

Prepared: 03/19/01 Analyzed: 03/20/01

Chlorobenzene	25.7	0.500	ug/l	25.0	ND	103	60-140			
1,1-Dichloroethene	27.8	0.500	"	25.0	ND	111	60-140			
1,2-Dichloroethene	26.2	0.500	"	25.0	ND	105	60-140			
surrogate: 1-Chloro-3-fluorobenzene	9.95		"	10.0		99.5	70-130			

Matrix Spike Dup (1C19008-MSD1)

Source: MKC0253-16

Prepared: 03/19/01 Analyzed: 03/20/01

Chlorobenzene	25.6	0.500	ug/l	25.0	ND	102	60-140	0.390	25	
1,1-Dichloroethene	27.1	0.500	"	25.0	ND	108	60-140	2.55	50	
1,2-Dichloroethene	25.6	0.500	"	25.0	ND	102	60-140	2.32	25	
surrogate: 1-Chloro-3-fluorobenzene	10.6		"	10.0		106	70-130			





Environmental Resolutions (Exxon)
3 Digital Drive, Suite 100
Folsom, CA, 94949

Project: Exxon
Project Number: -
Project Manager: Scott Thompson

Reported:
03/27/01 08:29

Purgeable Aromatics by EPA Method 602 - Quality Control
Sequoia Analytical - Morgan Hill

Analyte	Result	Reporting Limit	Units	Spike Level	Source Result	%REC	%REC Limits	RPD	RPD Limit	Notes
---------	--------	-----------------	-------	-------------	---------------	------	-------------	-----	-----------	-------

Batch 1C19008 - EPA 5030B [P/T]

Blank (1C19008-BLK1)

Prepared & Analyzed: 03/19/01

benzene	ND	0.500	ug/l							
toluene	ND	0.500	"							
p-Dichlorobenzene	ND	0.500	"							
m-Dichlorobenzene	ND	0.500	"							
o-Dichlorobenzene	ND	0.500	"							
styrene	ND	0.500	"							
ethylbenzene	ND	0.500	"							
aromatics (total)	ND	0.500	"							
rogate: 1-Chloro-3-fluorobenzene	10.1		"	10.0		101	70-130			

BS (1C19008-BS1)

Prepared & Analyzed: 03/19/01

benzene	24.9	0.500	ug/l	25.0		99.6	70-130			
toluene	24.1	0.500	"	25.0		96.4	70-130			
styrene	25.5	0.500	"	25.0		102	70-130			
rogate: 1-Chloro-3-fluorobenzene	10.8		"	10.0		108	70-130			

Matrix Spike (1C19008-MS1)

Source: MKC0253-16

Prepared: 03/19/01 Analyzed: 03/20/01

benzene	26.3	0.500	ug/l	25.0	ND	105	60-140			
toluene	25.7	0.500	"	25.0	ND	103	60-140			
styrene	27.1	0.500	"	25.0	ND	108	60-140			
rogate: 1-Chloro-3-fluorobenzene	9.95		"	10.0		99.5	70-130			

Matrix Spike Dup (1C19008-MSD1)

Source: MKC0253-16

Prepared: 03/19/01 Analyzed: 03/20/01

benzene	26.0	0.500	ug/l	25.0	ND	104	60-140	1.15	25	
toluene	25.6	0.500	"	25.0	ND	102	60-140	0.390	25	
styrene	26.0	0.500	"	25.0	ND	104	60-140	4.14	25	
rogate: 1-Chloro-3-fluorobenzene	10.6		"	10.0		106	70-130			





Environmental Resolutions (Exxon)
Digital Drive, Suite 100
Sunnyvale CA, 94949

Project: Exxon
Project Number: -
Project Manager: Scott Thompson

Reported:
03/27/01 08:29

Organochlorine Pesticides and PCBs by EPA Method 608 - Quality Control Sequoia Analytical - Morgan Hill

Analyte	Result	Reporting Limit	Units	Spike Level	Source Result	%REC	%REC Limits	RPD	RPD Limit	Notes
Batch 1C19010 - EPA 3510B										
Blank (1C19010-BLK1)										
Prepared & Analyzed: 03/19/01										
Lin	ND	0.0250	ug/l							
alpha-BHC	ND	0.0250	"							
gamma-BHC	ND	0.0250	"							
delta-BHC	ND	0.0250	"							
alpha-BHC (Lindane)	ND	0.0250	"							
gamma-dane (tech)	ND	0.500	"							
gamma-DDD	ND	0.150	"							
gamma-DDE	ND	0.0500	"							
gamma-DDT	ND	0.150	"							
gamma-drin	ND	0.0500	"							
gamma-sulfan I	ND	0.0500	"							
gamma-sulfan II	ND	0.0500	"							
gamma-sulfan sulfate	ND	0.150	"							
gamma-rin	ND	0.0500	"							
gamma-rin aldehyde	ND	0.150	"							
gamma-tachlor	ND	0.0250	"							
gamma-tachlor epoxide	ND	0.0250	"							
gamma-hoxychlor	ND	0.500	"							
gamma-aphene	ND	2.00	"							
3-1016	ND	0.500	"							
3-1221	ND	2.00	"							
3-1232	ND	0.500	"							
3-1242	ND	0.500	"							
3-1248	ND	0.500	"							
3-1254	ND	0.500	"							
3-1260	ND	0.500	"							
rogate: Tetrachloro-m-xylene	0.437		"	0.500		87.4	50-150			
rogate: Decachlorobiphenyl	1.48		"	1.00		148	50-150			

Sequoia Analytical - Morgan Hill

The results in this report apply to the samples analyzed in accordance with the chain of custody document. This analytical report must be reproduced in its entirety.





Environmental Resolutions (Exxon)
Digital Drive, Suite 100
Morgan Hill, CA, 94949

Project: Exxon
Project Number: -
Project Manager: Scott Thompson

Reported:
03/27/01 08:29

Organochlorine Pesticides and PCBs by EPA Method 608 - Quality Control
Sequoia Analytical - Morgan Hill

analyte	Result	Reporting Limit	Units	Spike Level	Source Result	%REC	%REC Limits	RPD	RPD Limit	Notes
---------	--------	-----------------	-------	-------------	---------------	------	-------------	-----	-----------	-------

Batch 1C19010 - EPA 3510B

S (1C19010-BS1)

Prepared & Analyzed: 03/19/01

in	0.0845	0.0250	ug/l	0.100		84.5	70-130			
drin	0.316	0.0500	"	0.400		79.0	70-130			
tachlor	0.0875	0.0250	"	0.100		87.5	70-130			
rogate: Tetrachloro-m-xylene	0.447		"	0.500		89.4	50-150			
rogate: Decachlorobiphenyl	1.57		"	1.00		157	50-150			S-03

Matrix Spike (1C19010-MS1)

Source: MKC0406-01

Prepared & Analyzed: 03/19/01

in	0.0857	0.0250	ug/l	0.100	ND	85.7	70-130			
drin	0.294	0.0500	"	0.400	ND	73.5	70-130			
tachlor	0.0840	0.0250	"	0.100	ND	84.0	70-130			
rogate: Tetrachloro-m-xylene	0.412		"	0.500		82.4	50-150			
rogate: Decachlorobiphenyl	1.33		"	1.00		133	50-150			

Matrix Spike Dup (1C19010-MSD1)

Source: MKC0406-01

Prepared & Analyzed: 03/19/01

in	0.0848	0.0250	ug/l	0.100	ND	84.8	70-130	1.06	50	
drin	0.304	0.0500	"	0.400	ND	76.0	70-130	3.34	50	
tachlor	0.0873	0.0250	"	0.100	ND	87.3	70-130	3.85	50	
rogate: Tetrachloro-m-xylene	0.418		"	0.500		83.6	50-150			
rogate: Decachlorobiphenyl	1.32		"	1.00		132	50-150			





Environmental Resolutions (Exxon)
3800 Digital Drive, Suite 100
Livermore, CA, 94549

Project: Exxon
Project Number: -
Project Manager: Scott Thompson

Reported:
03/27/01 08:29

Acid and Base/Neutral Extractables by EPA Method 625 - Quality Control

Sequoia Analytical - Morgan Hill

Analyte	Result	Reporting Limit	Units	Spike Level	Source Result	%REC	%REC Limits	RPD	RPD Limit	Notes
Batch 1C19022 - EPA 3510B SepFunnel										
Blank (1C19022-BLK1)										
Prepared & Analyzed: 03/19/01										
Benzenanthracene	ND	10.0	ug/l							
Benzenanthracene	ND	10.0	"							
Benzo(a)anthracene	ND	10.0	"							
Benzo(a)anthracene	ND	20.0	"							
Benzo(a)anthracene	ND	10.0	"							
Benzo(b)fluoranthene	ND	10.0	"							
Benzo(k)fluoranthene	ND	10.0	"							
Benzo(ghi)perylene	ND	10.0	"							
Benzo(a)pyrene	ND	10.0	"							
Benzyl alcohol	ND	10.0	"							
(2-chloroethoxy)methane	ND	10.0	"							
(2-chloroethyl)ether	ND	10.0	"							
(2-chloroisopropyl)ether	ND	10.0	"							
(2-ethylhexyl)phthalate	ND	20.0	"							
4-nonylphenyl phenyl ether	ND	10.0	"							
4-nonyl benzyl phthalate	ND	10.0	"							
4-chloroaniline	ND	20.0	"							
4-chloronaphthalene	ND	10.0	"							
4-chloro-3-methylphenol	ND	10.0	"							
4-chlorophenol	ND	10.0	"							
4-chlorophenyl phenyl ether	ND	10.0	"							
4-cyclohexylphenol	ND	10.0	"							
4-cyclohexyl benz (a,h) anthracene	ND	10.0	"							
4-cyclohexyl benzofuran	ND	10.0	"							
4-cyclohexyl n-butyl phthalate	ND	20.0	"							
1,2-Dichlorobenzene	ND	10.0	"							
1,3-Dichlorobenzene	ND	10.0	"							
1,4-Dichlorobenzene	ND	10.0	"							
1,2-Dichlorobenzidine	ND	20.0	"							
1,2-Dichlorophenol	ND	10.0	"							
1,2-Dichlorophenyl phthalate	ND	10.0	"							
1,2-Dimethylphenol	ND	10.0	"							
1,2-Dimethylphenyl phthalate	ND	10.0	"							
1,2-Dinitro-2-methylphenol	ND	20.0	"							

Sequoia Analytical - Morgan Hill

The results in this report apply to the samples analyzed in accordance with the chain of custody document. This analytical report must be reproduced in its entirety.





Environmental Resolutions (Exxon)
3 Digital Drive, Suite 100
Folsom, CA, 94949

Project: Exxon
Project Number: -
Project Manager: Scott Thompson

Reported:
03/27/01 08:29

Acid and Base/Neutral Extractables by EPA Method 625 - Quality Control Sequoia Analytical - Morgan Hill

Analyte	Result	Reporting Limit	Units	Spike Level	Source Result	%REC	%REC Limits	RPD	RPD Limit	Notes
---------	--------	-----------------	-------	-------------	---------------	------	-------------	-----	-----------	-------

Batch 1C19022 - EPA 3510B SepFunnel

Blank (1C19022-BLK1)

Prepared & Analyzed: 03/19/01

-Dinitrophenol	ND	20.0	ug/l							
-Dinitrotoluene	ND	10.0	"							
-Dinitrotoluene	ND	10.0	"							
n-octyl phthalate	ND	10.0	"							
o-xanthene	ND	10.0	"							
o-xylene	ND	10.0	"							
o-chlorobenzene	ND	10.0	"							
o-chlorobutadiene	ND	10.0	"							
o-chlorocyclopentadiene	ND	20.0	"							
o-chloroethane	ND	10.0	"							
ortho (1,2,3-cd) pyrene	ND	10.0	"							
o-xylene	ND	10.0	"							
o-ethylphenol	ND	10.0	"							
o-ethylphenol	ND	10.0	"							
o-xthalene	ND	10.0	"							
o-nitroaniline	ND	20.0	"							
o-nitroaniline	ND	20.0	"							
o-nitroaniline	ND	20.0	"							
o-nitrobenzene	ND	10.0	"							
o-nitrophenol	ND	10.0	"							
o-nitrophenol	ND	20.0	"							
o-nitrosodiphenylamine	ND	10.0	"							
o-nitrosodi-n-propylamine	ND	10.0	"							
o-nitrochlorophenol	ND	20.0	"							
o-naphthrene	ND	10.0	"							
o-nol	ND	10.0	"							
o-nene	ND	10.0	"							
4-Trichlorobenzene	ND	10.0	"							
5-Trichlorophenol	ND	20.0	"							
6-Trichlorophenol	ND	10.0	"							
rogate: 2-Fluorophenol	117		"	200		58.5	21-110			
rogate: Phenol-d6	78.7		"	200		39.3	10-110			
rogate: Nitrobenzene-d5	187		"	200		93.5	35-114			





Environmental Resolutions (Exxon)
333 Digital Drive, Suite 100
Morgan Hill, CA, 94949

Project: Exxon
Project Number: -
Project Manager: Scott Thompson

Reported:
03/27/01 08:29

Acid and Base/Neutral Extractables by EPA Method 625 - Quality Control

Sequoia Analytical - Morgan Hill

Analyte	Result	Reporting Limit	Units	Spike Level	Source Result	%REC	%REC Limits	RPD	RPD Limit	Notes
Batch 1C19022 - EPA 3510B SepFunnel										
Blank (1C19022-BLK1)										
Prepared & Analyzed: 03/19/01										
surrogate: 2-Fluorobiphenyl	202		ug/l	200		101	43-116			
surrogate: 2,4,6-Tribromophenol	204		"	200		102	10-123			
surrogate: p-Terphenyl-d14	186		"	200		93.0	33-141			
MS (1C19022-BS1)										
Prepared & Analyzed: 03/19/01										
naphthene	210	10.0	ug/l	200		105	46-118			
chloro-3-methylphenol	171	10.0	"	200		85.5	23-97			
chlorophenol	172	10.0	"	200		86.0	27-123			
-Dichlorobenzene	177	10.0	"	200		88.5	36-97			
-Dinitrotoluene	200	10.0	"	200		100	24-96			Q-01
nitrophenol	88.0	20.0	"	200		44.0	10-80			
Nitrosodi-n-propylamine	192	10.0	"	200		96.0	41-116			
ntachlorophenol	142	20.0	"	200		71.0	9-103			
enol	71.2	10.0	"	200		35.6	12-110			
ene	233	10.0	"	200		117	26-127			
,4-Trichlorobenzene	190	10.0	"	200		95.0	39-98			
surrogate: 2-Fluorophenol	117		"	200		58.5	21-110			
surrogate: Phenol-d6	77.9		"	200		39.0	10-110			
surrogate: Nitrobenzene-d5	191		"	200		95.5	35-114			
surrogate: 2-Fluorobiphenyl	198		"	200		99.0	43-116			
surrogate: 2,4,6-Tribromophenol	229		"	200		115	10-123			
surrogate: p-Terphenyl-d14	162		"	200		81.0	33-141			
Matrix Spike (1C19022-MS1)										
Source: MKC0406-02 Prepared & Analyzed: 03/19/01										
naphthene	214	10.0	ug/l	200	ND	107	46-118			
chloro-3-methylphenol	168	10.0	"	200	ND	84.0	23-97			
chlorophenol	174	10.0	"	200	ND	87.0	27-123			
-Dichlorobenzene	183	10.0	"	200	ND	91.5	36-97			
-Dinitrotoluene	194	10.0	"	200	ND	97.0	24-96			Q-01
nitrophenol	80.6	20.0	"	200	ND	40.3	10-80			
Nitrosodi-n-propylamine	192	10.0	"	200	ND	96.0	41-116			
ntachlorophenol	125	20.0	"	200	ND	62.5	9-103			
enol	73.2	10.0	"	200	ND	36.6	12-110			
ene	240	10.0	"	200	ND	120	26-127			
,4-Trichlorobenzene	194	10.0	"	200	ND	97.0	39-98			

Sequoia Analytical - Morgan Hill

The results in this report apply to the samples analyzed in accordance with the chain of custody document. This analytical report must be reproduced in its entirety.





Environmental Resolutions (Exxon) Digital Drive, Suite 100 Morgan Hill, CA, 94949	Project: Exxon Project Number: - Project Manager: Scott Thompson	Reported: 03/27/01 08:29
---	--	-----------------------------

Acid and Base/Neutral Extractables by EPA Method 625 - Quality Control
Sequoia Analytical - Morgan Hill

Sample	Result	Reporting Limit	Units	Spike Level	Source Result	%REC	%REC Limits	RPD	RPD Limit	Notes
--------	--------	-----------------	-------	-------------	---------------	------	-------------	-----	-----------	-------

Batch 1C19022 - EPA 3510B SepFunnel

Matrix Spike (1C19022-MS1)

Source: MKC0406-02

Prepared & Analyzed: 03/19/01

Matrix Spike: 2-Fluorophenol	117		ug/l	200		58.5	21-110			
Matrix Spike: Phenol-d6	80.4		"	200		40.2	10-110			
Matrix Spike: Nitrobenzene-d5	192		"	200		96.0	35-114			
Matrix Spike: 2-Fluorobiphenyl	201		"	200		101	43-116			
Matrix Spike: 2,4,6-Tribromophenol	215		"	200		108	10-123			
Matrix Spike: p-Terphenyl-d14	161		"	200		80.5	33-141			

Matrix Spike Dup (1C19022-MSD1)

Source: MKC0406-02

Prepared & Analyzed: 03/19/01

Matrix Spike Dup: Naphthalene	216	10.0	ug/l	200	ND	108	46-118	0.930	40	
Matrix Spike Dup: 2,4-Dichlorophenol	174	10.0	"	200	ND	87.0	23-97	3.51	40	
Matrix Spike Dup: 2,6-Dichlorophenol	173	10.0	"	200	ND	86.5	27-123	0.576	40	
Matrix Spike Dup: 1,2-Dichlorobenzene	178	10.0	"	200	ND	89.0	36-97	2.77	40	
Matrix Spike Dup: 1,3-Dinitrotoluene	200	10.0	"	200	ND	100	24-96	3.05	40	Q-01
Matrix Spike Dup: 2-Nitrophenol	91.1	20.0	"	200	ND	45.5	10-80	12.2	40	
Matrix Spike Dup: Di-n-propylamine	193	10.0	"	200	ND	96.5	41-116	0.519	40	
Matrix Spike Dup: 2,4-Dichlorophenol	143	20.0	"	200	ND	71.5	9-103	13.4	40	
Matrix Spike Dup: 2,4-Dichlorophenol	72.1	10.0	"	200	ND	36.0	12-110	1.51	40	
Matrix Spike Dup: 2,4-Dichlorophenol	237	10.0	"	200	ND	119	26-127	1.26	40	
Matrix Spike Dup: 1,1,1-Trichlorobenzene	193	10.0	"	200	ND	96.5	39-98	0.517	40	
Matrix Spike Dup: 2-Fluorophenol	116		"	200		58.0	21-110			
Matrix Spike Dup: Phenol-d6	78.5		"	200		39.3	10-110			
Matrix Spike Dup: Nitrobenzene-d5	190		"	200		95.0	35-114			
Matrix Spike Dup: 2-Fluorobiphenyl	201		"	200		101	43-116			
Matrix Spike Dup: 2,4,6-Tribromophenol	231		"	200		116	10-123			
Matrix Spike Dup: p-Terphenyl-d14	160		"	200		80.0	33-141			





Environmental Resolutions (Exxon)
33 Digital Drive, Suite 100
Petaluma, CA, 94949

Project: Exxon
Project Number: -
Project Manager: Scott Thompson

Reported:
03/27/01 08:29

Conventional Chemistry Parameters by APHA/EPA Methods - Quality Control Sequoia Analytical - Petaluma

Analyte	Result	Reporting Limit	Units	Spike Level	Source Result	%REC	%REC Limits	RPD	RPD Limit	Notes
Batch 1030471 - General Preparation										
Blank (1030471-BLK1)										
Prepared & Analyzed: 03/20/01										
Amide (total)	ND	0.0100	mg/l							
BS (1030471-BS1)										
Prepared & Analyzed: 03/20/01										
Amide (total)	0.219	0.0100	mg/l	0.200		109	80-120			
Matrix Spike (1030471-MS1)										
Source: P103149-01 Prepared & Analyzed: 03/20/01										
Amide (total)	0.135	0.0100	mg/l	0.200	0.0149	60.1	75-125			QM-07
Matrix Spike Dup (1030471-MSD1)										
Source: P103149-01 Prepared & Analyzed: 03/20/01										
Amide (total)	0.162	0.0100	mg/l	0.200	0.0149	73.5	75-125	18.2	20	QM-07





Environmental Resolutions (Exxon)
3 Digital Drive, Suite 100
Folsom, CA, 94949

Project: Exxon
Project Number: -
Project Manager: Scott Thompson

Reported:
03/27/01 08:29

**Total Metals by EPA 6000/7000 Series Methods - Quality Control
Sequoia Analytical - Sacramento**

analyte	Result	Reporting Limit	Units	Spike Level	Source Result	%REC	%REC Limits	RPD	RPD Limit	Notes
Batch 1030321 - EPA 7470A										
Blank (1030321-BLK1)										
mercury	ND	0.000200	mg/l							Prepared & Analyzed: 03/23/01
BS (1030321-BS1)										
mercury	0.00478	0.000200	mg/l	0.00500		95.6	80-120			Prepared & Analyzed: 03/23/01
Matrix Spike (1030321-MS1)										
mercury	0.00492	0.000200	mg/l	0.00500	ND	98.4	75-125			Source: S103341-01 Prepared & Analyzed: 03/23/01
Matrix Spike Dup (1030321-MSD1)										
mercury	0.00487	0.000200	mg/l	0.00500	ND	97.4	75-125	1.02	20	Source: S103341-01 Prepared & Analyzed: 03/23/01





Environmental Resolutions (Exxon)
3 Digital Drive, Suite 100
Morgan Hill, CA, 94949

Project: Exxon
Project Number: -
Project Manager: Scott Thompson

Reported:
03/27/01 08:29

Notes and Definitions

15 Chromatogram Pattern: Unidentified Hydrocarbons C9-C24

01 Chromatogram Pattern: Gasoline C6-C12

01 The spike recovery for this QC sample is outside of established control limits. Review of associated batch QC indicates the recovery for this analyte does not represent an out-of-control condition for the batch.

M-07 The spike recovery was outside acceptance limits for the MS and/or MSD. The batch was accepted based on acceptable LCS recovery.

03 The surrogate recovery for this sample is outside of established control limits. Review of associated QC indicates the recovery for this surrogate does not represent an out-of-control condition.

NET Analyte DETECTED

ID Analyte NOT DETECTED at or above the reporting limit

IR Not Reported

ry Sample results reported on a dry weight basis

PD Relative Percent Difference





Redwood City, CA 94063
(650) 364-9600 • FAX (650) 364-9233

P.O. Box 2180, Houston, TX 77002-7426

CHAIN OF CUSTODY

MKC0406

Consultant's Name: ERI Page 1 of 2

Address: 73 DIGITAL DRIVE SUITE 100 NOVATO CA 94949 Site Location: 2200 E 12th ST OAKWOOD

Project #: 229305X Consultant Project #: _____ Consultant Work Release #: 19802889

Project Contact: SCOTT THOMPSON Phone #: (415) 382-9105 Laboratory Work Release #: _____

EXXON Contact: GENE ORTIGA Phone #: (925) 246-8747 EXXON RAS #: 7-0238

Sampled by (print): MAHONEY Sampler's Signature: John W. Mahoney

Shipment Method: _____ Air Bill #: _____

TAT: 24 hr 48 hr 72 hr 96 hr Standard (10 day)

ANALYSIS REQUIRED

Sample Description	Collection Date	Collection Time	Matrix Soil/Water/Air	Prsv	# of Cont.	Sequoia's Sample #	ANALYSIS REQUIRED				Temperature: _____	
							TPH/Gas EPA 8015 8020	TPH/ Diesel EPA 8015	TRPH S.M. 5520	METALS EPA 6010f		FISH TOXICITY 96 HR 7.5 SURV
W-EFF	3/16	1000	H ₂ O	HCL	6		X					
W-EFF		1000		NA	4			X				
W-EFF		1000	AWAY	H ₂ O	2				X			
W-EFF		1000		NA	1							CYANIDES EPA 335.2
W-EFF		1000		NA	2					X		

* METALS TO ANALYSE FOR: ANTIMONY TOTAL // ARSENIC TOTAL // BERYLLIUM TOTAL // CADMIUM TOTAL // CHROMIUM HEXAVALENT OR TOTAL CHROMIUM // COPPER TOTAL // LEAD TOTAL // MERCURY TOTAL // NICKEL TOTAL // SELENIUM TOTAL // SILVER TOTAL // THALLIUM TOTAL // ZINC TOTAL

RELINQUISHED BY / AFFILIATION	Date	Time	ACCEPTED / AFFILIATION	Date	Time	Additional Comments
<u>John W. Mahoney</u>	<u>3/16/01</u>	<u>1340</u>	<u>Jerry David</u>	<u>3/16</u>	<u>140</u>	
<u>J. David</u>	<u>3/16</u>	<u>4</u>	<u>Shelley</u>	<u>3/16</u>	<u>1759</u>	

Pink - Client
Yellow - Sequoia
White - Sequoia



680 Chesapeake Dr.
Redwood City, CA 94063
(650) 364-9600 • FAX (650) 364-9233

P.O. Box 2180, Houston, TX 77002-7426
CHAIN OF CUSTODY

MKC0406

Consultant's Name: ERI

Page 2 of 2

Address: <u>73 DIGITAL DRIVE SUITE 100 NOVATO CA</u>		Site Location: <u>2200 E 12th</u>
Project #: <u>229385X</u>	Consultant Project #:	Consultant Work Release #: <u>19802889</u>
Project Contact: <u>SCOTT THOMPSON</u>	Phone #: <u>(415) 382-9105</u>	Laboratory Work Release #:
EXXON Contact: <u>GENE ORTEGA</u>	Phone #: <u>(925) 246-8747</u>	EXXON RAS #: <u>7-0238</u>
Sampled by (print): <u>C. SANDERS</u>	Sampler's Signature: <u>[Signature]</u>	<u>OAKLAND CA</u>
Shipment Method:	Air Bill #:	

TAT: 24 hr 48 hr 72 hr 96 hr Standard (10 day)

ANALYSIS REQUIRED

Sample Description	Collection Date	Collection Time	Matrix Soil/Water/Air	Prsv	# of Cont.	Sequoia's Sample #	TPH/Gas BTEX/8015/8020	TPH/Diesel EPA 8015	TRPH S.M. 5520	METALS EPA 6010	Temperature: _____
W-INF	3/16	1030	H2O	HCL	6		X				* ALSO EPA 601 & 602
W-INF	↓	↓	↓	NA	4			X			* ALSO EPA 603 & 605
W-INF	↓	↓	↓	HNO3	2					X	
W-INF	↓	↓	↓	NaOH	1						→ CYANIDES EPA 335.2

* METALS TO ~~INCLUDE~~ ^{ANALYZE FOR}: ANTIMONY TOTAL // ARSENIC TOTAL // BERYLLIUM TOTAL // CADMIUM TOTAL // CHROMIUM HEXAVALENT OR CHROMIUM TOTAL // COPPER TOTAL // LEAD TOTAL // MERCURY TOTAL // NICKEL TOTAL // SELENIUM TOTAL // SILVER TOTAL // THALLIUM TOTAL // ZINC TOTAL //

RELINQUISHED BY / AFFILIATION	Date	Time	ACCEPTED / AFFILIATION	Date	Time	Additional Comments
<u>[Signature]</u>	3/16/01	13:40	<u>[Signature]</u>	3/16	1440	
<u>[Signature]</u>	3/16	4	<u>[Signature]</u>	3/16	1759	
<u>WHS</u>	3-16-01	1800				


White - Sequoia Yellow - Sequoia Pink - Client



HOUSTON LABORATORY
 8580 INTERCHANGE DRIVE
 HOUSTON, TEXAS 77054
 (713) 660-0901

Case Narrative for:
EXXON Company U.S.A.

Certificate of Analysis Number:
01030444



<p>Report To:</p> <p>Environmental Resolution, Inc. Scott Thompson 73 Digital Drive Suite 100</p> <p>Novato California 94949- ph: (415) 382-9105 fax: (415) 382-1856</p>	<p>Project Name: 2293-05X</p> <p>Site: 7-0238</p> <p>Site Address: 2200 East 12th Oakland CA</p> <p>PO Number: EWR#21040347</p> <p>State: California</p> <p>State Cert. No.: 1903</p> <p>Date Reported: 3/22/01</p>
--	---

Matrix spike (MS) and matrix spike duplicate (MSD) samples are chosen and tested at random from an analytical batch of "like" matrix to check for possible matrix effect. The MS and MSD will provide site specific matrix data only for those samples which are spiked by the laboratory. Since the MS and MSD are chosen at random from an analytical batch, the sample chosen for spike purposes may or may not have been a sample submitted in this sample delivery group. The validity of the analytical procedures for which data is reported in this analytical report is determined by the Laboratory Control Sample (LCS) and the Method Blank (MB). The Laboratory Control Sample (LCS) and the Method Blank (MB) are processed with the samples and the MS/MSD to ensure method criteria are achieved throughout the entire analytical process.

Any other exceptions associated with this report will be footnoted in the analytical result page(s) or the quality control summary page(s).

Please do not hesitate to contact us if you have any questions or comments pertaining to this data report. Please reference the above Certificate of Analysis Number.

This report shall not be reproduced except in full, without the written approval of the laboratory. The reported results are only representative of the samples submitted for testing.

SPL, Inc. is pleased to be of service to you. We anticipate working with you in fulfilling all your current and future analytical needs.

Sonia West
 Sonia West

Senior Project Manager

Date



EXXON Company U.S.A.

Certificate of Analysis Number:
01030444

Report To: Environmental Resolution, Inc.
 Scott Thompson
 73 Digital Drive Suite 100

Novato
 California
 94949-
 ph: (415) 382-9105 fax: (415) 382-1856

Client To: Environmental Resolution, Inc.
 Scott Thompson fax : (415) 382-1856

Project Name: 2293-05X
Site: 7-0238
Site Address: 2200 East 12th
 Oakland CA
PO Number: EWR#21040347
State: California
State Cert. No.: 1903
Date Reported: 3/22/01

Client Sample ID	Lab Sample ID	Matrix	Date Collected	Date Received	COC ID	HOLD
IF #1	01030444-01	Air	3/12/01 1:00:00 AM	3/15/01 10:00:00 AM		<input type="checkbox"/>
IF #2	01030444-02	Air	3/13/01 9:00:00 AM	3/15/01 10:00:00 AM		<input type="checkbox"/>
IF #3	01030444-03	Air	3/13/01 1:00:00 PM	3/15/01 10:00:00 AM		<input type="checkbox"/>

Sonia West

3/23/01

Sonia West
 Senior Project Manager

Date

Joel Grice
 Laboratory Director
 Ted Yen
 Quality Assurance Officer



HOUSTON LABORATORY
 8880 INTERCHANGE DRIVE
 HOUSTON, TEXAS 77054
 (713) 660-0901

EXXON Company U.S.A.

Certificate of Analysis Number:

01030444

<p>Report To:</p> <p>Environmental Resolution, Inc. Scott Thompson 73 Digital Drive Suite 100</p> <p>Novato California 94949- ph: (415) 382-9105 fax: (415) 382-1856</p>	<p>Project Name: 2293-05X</p> <p>Site: 7-0238</p> <p>Site Address: 2200 East 12th Oakland CA</p> <p>PO Number: EWR#21040347</p> <p>State: California</p> <p>State Cert. No.: 1903</p> <p>Date Reported: 3/22/01</p>
---	---

Client Sample ID: A-INF #1

SPL Sample ID: 01030444-01A

Analyte	mg/m ³		ppm(v)	
	Result	PQL	Result	PQL
Benzene	510	10	160	3.1
Toluene	ND	10	ND	2.6
Ethylbenzene	86	10	20	2.3
m,p-Xylene	83	10	19	2.3
o-Xylene	19	10	4.3	2.3
Methyl tert-butyl ether	990	10	270	2.7
Xylenes, Total	102	10	23	2.3
TPH Air	7500	1000	2100	280

Client Sample ID: A-INF #2

SPL Sample ID: 01030444-02A

Analyte	mg/m ³		ppm(v)	
	Result	PQL	Result	PQL
Benzene	150	50	46	15
Toluene	ND	50	ND	13
Ethylbenzene	ND	50	ND	11
m,p-Xylene	ND	50	ND	11
o-Xylene	ND	50	ND	11
Methyl tert-butyl ether	170	50	47	14
Xylenes, Total	ND	50	ND	11
TPH Air	7500	500	2100	140



HOUSTON LABORATORY
 8880 INTERCHANGE DRIVE
 HOUSTON, TEXAS 77054
 (713) 660-0901

EXXON Company U.S.A.

Certificate of Analysis Number:

01030444

<p>Report To:</p> <p>Environmental Resolution, Inc. Scott Thompson 73 Digital Drive Suite 100</p> <p>Novato California 94949- ph: (415) 382-9105 fax: (415) 382-1856</p>	<p>Project Name: 2293-05X</p> <p>Site: 7-0238</p> <p>Site Address: 2200 East 12th Oakland CA</p> <p>PO Number: EWR#21040347</p> <p>State: California</p> <p>State Cert. No.: 1903</p> <p>Date Reported: 3/22/01</p>
---	---

Client Sample ID: A-INF #3

SPL Sample ID: 01030444-03A

Analyte	mg/m ³		ppm(v)	
	Result	PQL	Result	PQL
Benzene	120	50	37	15
Toluene	ND	50	ND	13
Ethylbenzene	ND	50	ND	11
m,p-Xylene	ND	50	ND	11
o-Xylene	ND	50	ND	11
Methyl tert-butyl ether	100	50	27	14
Xylenes, Total	ND	50	ND	11
TPH Air	4100	500	1100	140



Client Sample ID A-INF #1

Collected: 3/12/01 1:00:00

SPL Sample ID: 01030444-01

Site: 7-0238

Analyses/Method	Result	Rep.Limit	Dil. Factor	QUAL	Date Analyzed	Analyst	Seq. #
PURGEABLE AROMATICS IN AIR			MCL	SW8020A	Units: mg/m³		
Benzene	510	10	10		03/15/01 13:27	FB	602714
Toluene	ND	10	10		03/15/01 13:27	FB	602714
Ethylbenzene	86	10	10		03/15/01 13:27	FB	602714
Methyl tert-butyl ether	990	10	10		03/15/01 13:27	FB	602714
m,p-Xylene	83	10	10		03/15/01 13:27	FB	602714
o-Xylene	19	10	10		03/15/01 13:27	FB	602714
Xylenes, Total	102	10	10		03/15/01 13:27	FB	602714
Surr: 1,4-Difluorobenzene	129	% 20-150	10		03/15/01 13:27	FB	602714
Surr: 4-Bromofluorobenzene	85.4	% 58-139	10		03/15/01 13:27	FB	602714
TOTAL PETROLEUM PRODUCT IN AIR			MCL	SW8015B	Units: mg/m³		
TPH Air	7500	1000	100		03/15/01 14:35	FB	602797
Surr: 1,4-Difluorobenzene	103	% 62-144	100		03/15/01 14:35	FB	602797
Surr: 4-Bromofluorobenzene	113	% 44-153	100		03/15/01 14:35	FB	602797

Sonia West

Sonia West
 Project Manager

Qualifiers: ND/U - Not Detected at the Reporting Limit >MCL - Result Over Maximum Contamination Limit(MCL)
 B - Analyte detected in the associated Method Blank D - Surrogate Recovery Unreportable due to Dilution
 * - Surrogate Recovery Outside Advisable QC Limits MI - Matrix Interference
 J - Estimated Value between MDL and PQL



Client Sample ID A-INF #2 Collected: 3/13/01 9:00:00 SPL Sample ID: 01030444-02

Site: 7-0238

Analyses/Method	Result	Rep.Limit	Dil. Factor	QUAL	Date Analyzed	Analyst	Seq. #
PURGEABLE AROMATICS IN AIR			MCL	SW8020A	Units: mg/m³		
Benzene	150	50	50		03/15/01 15:04	FB	602716
Toluene	ND	50	50		03/15/01 15:04	FB	602716
Ethylbenzene	ND	50	50		03/15/01 15:04	FB	602716
Methyl tert-butyl ether	170	50	50		03/15/01 15:04	FB	602716
m,p-Xylene	ND	50	50		03/15/01 15:04	FB	602716
o-Xylene	ND	50	50		03/15/01 15:04	FB	602716
Xylenes, Total	ND	50	50		03/15/01 15:04	FB	602716
Surr: 1,4-Difluorobenzene	92.9	% 20-150	50		03/15/01 15:04	FB	602716
Surr: 4-Bromofluorobenzene	98.0	% 58-139	50		03/15/01 15:04	FB	602716
TOTAL PETROLEUM PRODUCT IN AIR			MCL	SW8015B	Units: mg/m³		
TPH Air	7500	500	50		03/15/01 15:04	FB	602798
Surr: 1,4-Difluorobenzene	101	% 62-144	50		03/15/01 15:04	FB	602798
Surr: 4-Bromofluorobenzene	103	% 44-153	50		03/15/01 15:04	FB	602798

Sonia West

Sonia West
 Project Manager

Qualifiers: ND/U - Not Detected at the Reporting Limit >MCL - Result Over Maximum Contamination Limit(MCL)
 B - Analyte detected in the associated Method Blank D - Surrogate Recovery Unreportable due to Dilution
 * - Surrogate Recovery Outside Advisable QC Limits MI - Matrix Interference
 J - Estimated Value between MDL and PQL



Client Sample ID A-INF #3 Collected: 3/13/01 1:00:00 SPL Sample ID: 01030444-03

Site: 7-0238

Analyses/Method	Result	Rep.Limit	Dil. Factor	QUAL	Date Analyzed	Analyst	Seq. #
PURGEABLE AROMATICS IN AIR			MCL	SW8020A	Units: mg/m³		
Benzene	120	50	50		03/15/01 15:33	FB	602718
Toluene	ND	50	50		03/15/01 15:33	FB	602718
Ethylbenzene	ND	50	50		03/15/01 15:33	FB	602718
Methyl tert-butyl ether	100	50	50		03/15/01 15:33	FB	602718
m,p-Xylene	ND	50	50		03/15/01 15:33	FB	602718
o-Xylene	ND	50	50		03/15/01 15:33	FB	602718
Xylenes, Total	ND	50	50		03/15/01 15:33	FB	602718
Surr: 1,4-Difluorobenzene	95.1	% 20-150	50		03/15/01 15:33	FB	602718
Surr: 4-Bromofluorobenzene	101	% 58-139	50		03/15/01 15:33	FB	602718
TOTAL PETROLEUM PRODUCT IN AIR			MCL	SW8015B	Units: mg/m³		
TPH Air	4100	500	50		03/15/01 15:33	FB	602799
Surr: 1,4-Difluorobenzene	105	% 62-144	50		03/15/01 15:33	FB	602799
Surr: 4-Bromofluorobenzene	101	% 44-153	50		03/15/01 15:33	FB	602799

Sonia West

Sonia West

Project Manager

Qualifiers: ND/U - Not Detected at the Reporting Limit >MCL - Result Over Maximum Contamination Limit(MCL)
 B - Analyte detected in the associated Method Blank D - Surrogate Recovery Unreportable due to Dilution
 * - Surrogate Recovery Outside Advisable QC Limits MI - Matrix Interference
 J - Estimated Value between MDL and PQL

Quality Control Documentation



Quality Control Report
 EXXON Company U.S.A.
 2293-05X

Analysis: Purgeable Aromatics in Air
 Method: SW8020A

WorkOrder: 01030444
 Lab Batch ID: R31425

Method Blank

ID: HP_P_010314A-601303 Units: mg/m³
 Analysis Date: 03/14/2001 14:47 Analyst: FB

Samples in Analytical Batch:

Lab Sample ID	Client Sample ID
01030444-01A	A-INF #1
01030444-02A	A-INF #2
01030444-03A	A-INF #3

Analyte	Result	Rep Limit
Benzene	ND	1.0
Ethylbenzene	ND	1.0
Methyl tert-butyl ether	ND	1.0
Toluene	ND	1.0
m,p-Xylene	ND	1.0
o-Xylene	ND	1.0
Xylenes, Total	ND	1.0
Surr: 1,4-Difluorobenzene	93.5	20-150
Surr: 4-Bromofluorobenzene	101.1	58-139

Laboratory Control Sample/Laboratory Control Sample Duplicate (LCS/LCSD)

RunID: HP_P_010314A-601300 Units: mg/m³
 Analysis Date: 03/14/2001 13:47 Analyst: FB

Analyte	LCS Spike Added	LCS Result	LCS Percent Recovery	LCSD Spike Added	LCSD Result	LCSD Percent Recovery	RPD	RPD Limit	Lower Limit	Upper Limit
Benzene	64	65	101	64	61	95	6.2	34	37	117
Ethylbenzene	88	83	94	88	76	86	8.9	35	56	115
Methyl tert-butyl ether	364	460	126	364	500	138	8.9	30	30	175
Toluene	80	75	94	80	71	89	5.3	30	25	113
m,p-Xylene	88	82	93	88	76	86	8.1	35	12	114
o-Xylene	88	80	91	88	76	86	5.4	35	15	109
Xylenes, Total	176	162	92	176	152	86	6.4	35	12	114

Qualifiers: ND/U - Not Detected at the Reporting Limit MI - Matrix Interference
 B - Analyte detected in the associated Method Blank D - Recovery Unreportable due to Dilution
 J - Estimated value between MDL and PQL * - Recovery Outside Advisable QC Limits

Percent recoveries for QC samples are correct as reported. Due to significant figures and rounding, the reported RPD may differ from the displayed RPD values but is correct as reported.



Quality Control Report

EXXON Company U.S.A.

2293-05X

Analysis: Total Petroleum Product in Air
 Method: SW8015B

WorkOrder: 01030444
 Lab Batch ID: R31428

Method Blank

Samples in Analytical Batch:

RunID: HP_P_0103148-801361 Units: mg/m³
 Analysis Date: 03/14/2001 14:47 Analyst: FB

Lab Sample ID	Client Sample ID
01030444-01A	A-INF #1
01030444-02A	A-INF #2
01030444-03A	A-INF #3

Analyte	Result	Rep Limit
TPH Air	ND	10
Surr: 1,4-Difluorobenzene	110.1	62-144
Surr: 4-Bromofluorobenzene	114.5	44-153

Laboratory Control Sample/Laboratory Control Sample Duplicate (LCS/LCSD)

RunID: HP_P_0103148-601359 Units: mg/m³
 Analysis Date: 03/14/2001 13:47 Analyst: FB

Analyte	LCS Spike Added	LCS Result	LCS Percent Recovery	LCSD Spike Added	LCSD Result	LCSD Percent Recovery	RPD	RPD Limit	Lower Limit	Upper Limit
Air	770	670	88	770	690	89	1.8	30	40	140

Qualifiers: ND/U - Not Detected at the Reporting Limit MI - Matrix Interference
 B - Analyte detected in the associated Method Blank D - Recovery Unreportable due to Dilution
 J - Estimated value between MDL and PQL * - Recovery Outside Advisable QC Limits

93 percent recoveries for QC samples are correct as reported. Due to significant figures and rounding, the reported RPD may differ from the displayed RPD values but is correct as reported.

*Sample Receipt Checklist
And
Chain of Custody*

01030444

EXXON COMPANY, USA.

(West Coast)

CHAIN OF CUSTODY RECORD NO. _____ Page 1 of 1

Exxon Engineer: Gene Ortega Phone: (925) 246-8747
 Consultant Co. Name ERI Contact: Scott Thompson
 Address: 73 Digital Dr Fax: 415 382 1856
Suite 100 Novato CA 94949
 RAS #: 7-0238 Facility/State ID # (TN Only): _____
 AFE # (Terminal Only): _____ Consultant Project #: 2293-05X
 Location: 2200 E 12th Street (City) Oakland (State) CA
 EE C&M SDT
 Consultant Work Release # 19862889
 Sampled By: _____

**ANALYSIS REQUEST:
(CHECK APPROPRIATE BOX)**

OTHER

NO. OF CONTAINERS	CONTAINER SIZE	8015 DRO <input type="checkbox"/>	8015 GRO <input checked="" type="checkbox"/>	602 <input type="checkbox"/>	8260 <input type="checkbox"/>	OXYGENATES (7) 8260 <input type="checkbox"/>	O&G IR 413.1 <input type="checkbox"/>	GRAV. 413.2 <input type="checkbox"/>	624 <input type="checkbox"/>	625 <input type="checkbox"/>	8310 <input type="checkbox"/>	8270 <input type="checkbox"/>	PCB ONLY <input type="checkbox"/>	PCB/PEST 8081/8082 <input type="checkbox"/>	TOX FLUO VOLO SEMI-VOL PESTO HERBO	METALS, TOTAL <input type="checkbox"/>	METALS, TCLP <input type="checkbox"/>	LEAD, TOTAL 238.1 <input type="checkbox"/>	7421 <input type="checkbox"/>	LEAD, TCLP <input type="checkbox"/>	LEAD, DISSOLVED <input type="checkbox"/>	LEAD TOTAL <input type="checkbox"/>	REACTIVITY <input type="checkbox"/>	CORROSION <input type="checkbox"/>	FLASH POINT <input type="checkbox"/>	PURGEABLE HYDRO-CARBON 8010 <input type="checkbox"/>	601 <input type="checkbox"/>	TPH/IR 418.1 <input type="checkbox"/>	TOX/TOH <input type="checkbox"/>
	TPH/UC	BTEX	MTBE	OXYGENATES (7)	O&G	VOL	SEMI-VOL	PNAPAH	PCB/PEST	TOX FLUO	METALS, TOTAL	LEAD, TOTAL	LEAD, DISSOLVED	REACTIVITY	PURGEABLE	TPH/IR	TOX/TOH												
	1	1	1	1	1	1	1	1	1	1	1	1	1	1	1	1	1	1	1	1	1	1	1	1	1	1	1	1	1

SAMPLE I.D.	DATE	TIME	COMP.	GRAB	MATRIX			OTHER	PRESERVATIVE
					H ₂ O	SOIL	AIR		
A-Inf	3/12/01	0100		X			X		
A-Inf	3/13/01	9:00		X			X		
A-Inf	3/13/01	19:00		X			X		

RUSH

TAT
 24 HR. _____ * 72 HR. _____
 48 HR. _____ * 96 HR. _____
 8 Business *Contact US Prior to Sending Sample
 Other _____

**EXXON UST
CONTRACT NO.
C41483**

SPECIAL DETECTION LIMITS (Specify)
 SPECIAL REPORTING REQUIREMENTS (Specify)
 PDF EDD
 FAX FAX C-O-C W/REPORT

REMARKS:
823061155699 SO 61b rec Ambient
 LAB USE ONLY Lot # _____ Storage Location _____
 WORK ORDER # 01030444 LAB WORK RELEASE # _____

CUSTODY RECORD

Relinquished By Sampler: <u>Gene Ortega / ERI</u>	Date <u>3/13/01</u>	Time <u>16:00</u>	Received By:
Relinquished:	Date	Time	Received By:
Relinquished:	Date	Time	Received By: <u>LA 587 3/15/01 1000</u>



HOUSTON LABORATORY
8880 INTERCHANGE DRIVE
HOUSTON, TEXAS 77054
(713) 660-0901

Sample Receipt Checklist

Workorder: 01030444

Received By: RE

Date and Time Received: 3/15/01 10:00:00 AM

Carrier name: FedEx

Temperature: AMBIENT

Chilled by: Not Chilled

1. Shipping container/cooler in good condition? Yes No Not Present
2. Custody seals intact on shipping container/cooler? Yes No Not Present
3. Custody seals intact on sample bottles? Yes No Not Present
4. Chain of custody present? Yes No
5. Chain of custody signed when relinquished and received? Yes No
6. Chain of custody agrees with sample labels? Yes No
7. Samples in proper container/bottle? Yes No
8. Sample containers intact? Yes No
9. Sufficient sample volume for indicated test? Yes No
10. All samples received within holding time? Yes No
11. Container/Temp Blank temperature in compliance? Yes No
12. Water - VOA vials have zero headspace? Yes No Not Applicable
13. Water - pH acceptable upon receipt? Yes No Not Applicable

SPL Representative:

Contact Date & Time:

Client Name Contacted:

Non Conformance Issues:

Client Instructions:



HOUSTON LABORATORY
8880 INTERCHANGE DRIVE
HOUSTON, TEXAS 77054
(713) 660-0901

EXXON Company U.S.A.

Certificate of Analysis Number:

01030507

Report To: Environmental Resolution, Inc.
Scott Thompson
73 Digital Drive Suite 100

Novato
California
94949-
ph: (415) 382-9105 fax: (415) 382-1856

Project Name: EXXON94525
Site: 7-0238
Site Address: 2200 East 12th
Oakland CA
PO Number: EWR#21040347
State: California
State Cert. No.: 1903
Date Reported: 3/22/01

Report To: Environmental Resolution, Inc.
Scott Thompson fax : (415) 382-1856

Client Sample ID	Lab Sample ID	Matrix	Date Collected	Date Received	COC ID	HOLD
IF #1	01030507-01	Air	3/14/01 12:45:00 PM	3/16/01 10:00:00 AM		
IF #2	01030507-02	Air	3/14/01 9:15:00 AM	3/16/01 10:00:00 AM		
IF #3	01030507-03	Air	3/14/01 5:05:00 PM	3/16/01 10:00:00 AM		
IF #4	01030507-04	Air	3/13/01 5:30:00 PM	3/16/01 10:00:00 AM		
IF #5	01030507-05	Air	3/14/01 4:40:00 PM	3/16/01 10:00:00 AM		
IF #6	01030507-06	Air	3/14/01 1:00:00 AM	3/16/01 10:00:00 AM		

Sonia West

Sonia West
Senior Project Manager

3/22/01

Date

Joel Grice
Laboratory Director

Ted Yen
Quality Assurance Officer

EXXON COMPANY, USA.

(West Coast)

CHAIN OF CUSTODY RECORD NO. _____

Page 1 of 1

Exxon Engineer: GENE ORTEGA
PAUL ROUTE Phone: (925) 746-8747
 Consultant Co. Name ERI Contact: Scott Thompson
 Address: 73 DIGITAL DRIVE Fax: (415) 382-1856
SUITE 100 NOVATO CA 94949
 RAS # 7-0238 Facility/State ID # (TN Only): _____
 AFE # (Terminal Only): _____ Consultant Project #: 229505X
 Location: 3200 E 12th ST (City) CHILMARK (State) CA
 EE C&M SDT
 Consultant Work Release #: 21011097
 Sampled By: MATHEWS / GATZ

ANALYSIS REQUEST: (CHECK APPROPRIATE BOX)

OTHER

NO. OF CONTAINERS	CONTAINER SIZE	TPH/GC 8015 GRO	8015 DRD	802	MTBE 8020	8260	OXYGENATES (?) 8260	O&G IR 413.1	GRAV. 413.2	VOL. 8260	624	SEMI-VOL 8270	825	PNAPAH 8100	8310	8270	PCB/PEST 8081/8082	PCB ONLY	TCLP FLEU VOLAD SEMI-VOLAD PESTU HERB	METALS, TOTAL	METALS, TCLP	LEAD, TOTAL 285.1	7491	LEAD, TCLP	LEAD, DISSOLVED	LEAD TOTAL	REACTIVITY	CORROSION	FLASH POINT	PURGEABLE HYDROCARBON 8010	801	TPHVR 418.1	TOX/TOH	
1	1L	Y	Y	Y	Y	Y																												

SAMPLE I.D.	DATE	TIME	COMP.	GRAB	MATRIX			OTHER	PRESERVATIVE
					H ₂ O	SOIL	AIR		
A-INF	3/14	1245					✓	N/A	
		0915							
		1105							
	3/13	1730							
	3/14	1640							
	3/14	0100							

TAT
 24 HR. _____ * 72 HR. _____
 48 HR. _____ * 96 HR. _____
 8 Business *Contact US Prior to Sending Sample
 Other _____

**EXXON UST
 CONTRACT NO.
 C41483**

SPECIAL DETECTION LIMITS (Specify)
 SPECIAL REPORTING REQUIREMENTS (Specify)
 PDF EDD
 FAX FAX C-O-C W/REPORT

REMARKS:
 LAB USE ONLY Lot # _____ Storage Location _____
 WORK ORDER # 1030507 LAB WORK RELEASE # _____

CUSTODY RECORD

Relinquished By Sampler:
John W. Mathews ERI
 Relinquished:
 Relinquished:

Date	Time	Received By:
3/15/01	1000	
Date	Time	Received By:
Date	Time	Received By:

Cooler Temp: ambient



HOUSTON LABORATORY
 8880 INTERCHANGE DRIVE
 HOUSTON, TEXAS 77054
 (713) 660-0961

EXXON Company U.S.A.

Certificate of Analysis Number:

01030507

Report To:

Environmental Resolution, Inc.
 Scott Thompson
 73 Digital Drive Suite 100

Novato
 California
 94949-

ph: (415) 382-9105 fax: (415) 382-1856

Project Name: EXXON94525

Site: 7-0238

Site Address: 2200 East 12th

Oakland CA

PQ Number: EWR#21040347

State: California

State Cert. No.: 1903

Date Reported: 3/22/01

Client Sample ID: A-INF #1

SPL Sample ID: 01030507-01A

Analyte	mg/m ³		ppm(v)	
	Result	PQL	Result	PQL
Benzene	150	10	46	3.1
Toluene	ND	10	ND	2.6
Ethylbenzene	30	10	6.8	2.3
m,p-Xylene	19	10	4.3	2.3
o-Xylene	ND	10	ND	2.3
Methyl tert-butyl ether	1200	10	330	2.7
Xylenes, Total	19	10	4.3	2.3
TPH Air	10000	500	2800	140

Client Sample ID: A-INF #2

SPL Sample ID: 01030507-02A

Analyte	mg/m ³		ppm(v)	
	Result	PQL	Result	PQL
Benzene	210	10	65	3.1
Toluene	42	10	11	2.6
Ethylbenzene	130	10	30	2.3
m,p-Xylene	180	10	41	2.3
o-Xylene	32	10	7.3	2.3
Methyl tert-butyl ether	540	10	150	2.7
Xylenes, Total	212	10	48	2.3
TPH Air	10000	500	2800	140



HOUSTON LABORATORY
 8850 INTERCHANGE DRIVE
 HOUSTON, TEXAS 77064
 (713) 660-0901

EXXON Company U.S.A.

Certificate of Analysis Number:

01030507

Report To:

Environmental Resolution, Inc.
Scott Thompson
73 Digital Drive Suite 100

Novato
California
94949-
ph: (415) 382-9105

fax: (415) 382-1856

Project Name: EXXON94526

Site: 7-0238

Site Address: 2200 East 12th

Oakland CA

PO Number: EWR#21040347

State: California

State Cert. No.: 1903

Date Reported: 3/22/01

Client Sample ID: A-INF #3

SPL Sample ID: 01030507-03A

Analyte	mg/m ³		ppm(v)	
	Result	PQL	Result	PQL
Benzene	18	1.0	5.6	0.31
Toluene	2.5	1.0	0.65	0.26
Ethylbenzene	11	1.0	2.5	0.23
m,p-Xylene	13	1.0	3.0	0.23
o-Xylene	2.2	1.0	0.50	0.23
Methyl tert-butyl ether	88	1.0	24	0.27
Xylenes, Total	15.2	1.0	3.5	0.23
TPH Air	460	10	130	2.8

Client Sample ID: A-INF #4

SPL Sample ID: 01030507-04A

Analyte	mg/m ³		ppm(v)	
	Result	PQL	Result	PQL
Benzene	96	10	30	3.1
Toluene	ND	10	ND	2.6
Ethylbenzene	43	10	9.8	2.3
m,p-Xylene	52	10	12	2.3
o-Xylene	ND	10	ND	2.3
Methyl tert-butyl ether	ND	10	ND	2.7
Xylenes, Total	52	10	12	2.3
TPH Air	2800	100	780	28



HOUSTON LABORATORY
 8880 INTERCHANGE DRIVE
 HOUSTON, TEXAS 77054
 (713) 660-0801

EXXON Company U.S.A.

Certificate of Analysis Number:
01030507

Report To:

Environmental Resolution, Inc.
 Scott Thompson
 73 Digital Drive Suite 100

Novato
 California
 94949-

ph: (415) 382-8105 fax: (415) 382-1856

Project Name: EXXON94525
Site: 7-0238
Site Address: 2200 East 12th
 Oakland CA
PO Number: EWR#21040347
State: California
State Cert. No.: 1903
Date Reported: 3/22/01

Client Sample ID: A-INF #5

SPL Sample ID: 01030507-05A

Analyte	mg/m ³		ppm(v)	
	Result	PQL	Result	PQL
Benzene	240	10	74	3.1
Toluene	46	10	12	2.6
Ethylbenzene	160	10	36	2.3
m,p-Xylene	190	10	43	2.3
o-Xylene	27	10	6.1	2.3
Methyl tert-butyl ether	ND	10	ND	2.7
Xylenes, Total	217	10	49	2.3
TPH Air	6500	1000	1800	280

Client Sample ID: A-INF #5

SPL Sample ID: 01030507-06A

Analyte	mg/m ³		ppm(v)	
	Result	PQL	Result	PQL
Benzene	220	10	68	3.1
Toluene	30	10	7.9	2.6
Ethylbenzene	110	10	25	2.3
m,p-Xylene	150	10	34	2.3
o-Xylene	28	10	6.4	2.3
Methyl tert-butyl ether	ND	10	ND	2.7
Xylenes, Total	178	10	40	2.3
TPH Air	6500	500	2400	140



HOUSTON LABORATORY
8880 INTERCHANGE DRIVE
HOUSTON, TEXAS 77054
(713) 660-0801

Client Sample ID A-INF #1

Collected: 3/14/01 12:45:00 SPL Sample ID: 01030507-01

Site: 7-0238

Analyses/Method	Result	Rep.Limit	Dil. Factor	QUAL	Date Analyzed	Analyst	Seq. #
PURGEABLE AROMATICS IN AIR			MCL	SW8020A	Units: mg/m³		
Benzene	150	10	10		03/17/01 18:40	TM	604641
Toluene	ND	10	10		03/17/01 18:40	TM	604641
Ethylbenzene	30	10	10		03/17/01 18:40	TM	604641
Methyl tert-butyl ether	1200	10	10		03/17/01 18:40	TM	604641
m,p-Xylene	19	10	10		03/17/01 18:40	TM	604641
o-Xylene	ND	10	10		03/17/01 18:40	TM	604641
Xylenes, Total	19	10	10		03/17/01 18:40	TM	604641
Surr: 1,4-Difluorobenzene	113	% 20-150	10		03/17/01 18:40	TM	604641
Surr: 4-Bromofluorobenzene	68.1	% 58-139	10		03/17/01 18:40	TM	604641
TOTAL PETROLEUM PRODUCT IN AIR			MCL	SW8015B	Units: mg/m³		
TPH Air	10000	500	50		03/17/01 18:11	TM	604831
Surr: 1,4-Difluorobenzene	98.5	% 62-144	50		03/17/01 18:11	TM	604831
Surr: 4-Bromofluorobenzene	90.6	% 44-153	50		03/17/01 18:11	TM	604831

Sonia West

Sonia West
Project Manager

Qualifiers:

ND/U - Not Detected at the Reporting Limit
B - Analyte detected in the associated Method Blank
* - Surrogate Recovery Outside Advisable QC Limits
J - Estimated Value between MDL and PQL

>MCL - Result Over Maximum Contamination Limit(MCL)
D - Surrogate Recovery Unreportable due to Dilution
MI - Matrix Interference



HOUSTON LABORATORY
 8880 INTERCHANGE DRIVE
 HOUSTON, TEXAS 77054
 (713) 660-0901

Client Sample ID A-INF #2 Collected: 3/14/01 9:15:00 SPL Sample ID: 01030507-02

Site: 7-0238

Analyses/Method	Result	Rep.Limit	Dil. Factor	QUAL	Date Analyzed	Analyst	Seq. #
PURGEABLE AROMATICS IN AIR			MCL	SW8020A	Units: mg/m³		
Benzene	210	10	10		03/16/01 19:07	FB	604553
Toluene	42	10	10		03/16/01 19:07	FB	604553
Ethylbenzene	130	10	10		03/16/01 19:07	FB	604553
Methyl tert-butyl ether	540	10	10		03/16/01 19:07	FB	604553
m,p-Xylene	180	10	10		03/16/01 19:07	FB	604553
o-Xylene	32	10	10		03/16/01 19:07	FB	604553
Xylenes, Total	212	10	10		03/16/01 19:07	FB	604553
Surr: 1,4-Difluorobenzene	119	% 20-150	10		03/16/01 19:07	FB	604553
Surr: 4-Bromofluorobenzene	69.9	% 58-139	10		03/16/01 19:07	FB	604553
TOTAL PETROLEUM PRODUCT IN AIR			MCL	SW8015B	Units: mg/m³		
TPH Air	10000	500	50		03/17/01 19:10	TM	604832
Surr: 1,4-Difluorobenzene	106	% 62-144	50		03/17/01 19:10	TM	604832
Surr: 4-Bromofluorobenzene	92.7	% 44-153	50		03/17/01 19:10	TM	604832

Sonia West

Sonia West
 Project Manager

Qualifiers: ND/U - Not Detected at the Reporting Limit >MCL - Result Over Maximum Contamination Limit (MCL)
 B - Analyte detected in the associated Method Blank D - Surrogate Recovery Unreportable due to Dilution
 * - Surrogate Recovery Outside Advisable QC Limits MI - Matrix Interference
 J - Estimated Value between MDL and PQL



HOUSTON LABORATORY
8880 INTERCHANGE DRIVE
HOUSTON, TEXAS 77064
(713) 660-0901

Client Sample ID A-INF #3 Collected: 3/14/01 5:05:00 SPL Sample ID: 01030507-03

Site: 7-0238

Analyses/Method	Result	Rep.Limit	Dil. Factor	QUAL	Date Analyzed	Analyst	Seq. #
PURGEABLE AROMATICS IN AIR							
			MCL	SW8020A	Units: mg/m³		
Benzene	18	1.0	1		03/18/01 0:12	TM	604651
Toluene	2.5	1.0	1		03/18/01 0:12	TM	604651
Ethylbenzene	11	1.0	1		03/18/01 0:12	TM	604651
Methyl tert-butyl ether	88	1.0	1		03/18/01 0:12	TM	604651
m,p-Xylene	13	1.0	1		03/18/01 0:12	TM	604651
o-Xylene	2.2	1.0	1		03/18/01 0:12	TM	604651
Xylenes, Total	15.2	1.0	1		03/18/01 0:12	TM	604651
Surr: 1,4-Difluorobenzene	101	% 20-150	1		03/18/01 0:12	TM	604651
Surr: 4-Bromofluorobenzene	89.8	% 58-139	1		03/18/01 0:12	TM	604651
TOTAL PETROLEUM PRODUCT IN AIR							
			MCL	SW8015B	Units: mg/m³		
TPH Air	460	10	1		03/18/01 0:12	TM	604836
Surr: 1,4-Difluorobenzene	88.4	% 62-144	1		03/18/01 0:12	TM	604836
Surr: 4-Bromofluorobenzene	79.6	% 44-153	1		03/18/01 0:12	TM	604836

Sonia West

Sonia West
Project Manager

Qualifiers: ND/U - Not Detected at the Reporting Limit
 B - Analyte detected in the associated Method Blank
 * - Surrogate Recovery Outside Advisable QC Limits
 J - Estimated Value between MDL and PQL
 >MCL - Result Over Maximum Contamination Limit(MCL)
 D - Surrogate Recovery Unreportable due to Dilution
 MI - Matrix Interference



HOUSTON LABORATORY
 8880 INTERCHANGE DRIVE
 HOUSTON, TEXAS 77054
 (713) 660-0901

Client Sample ID A-INF #4 Collected: 3/13/01 5:30:00 SPL Sample ID: 01030507-04

Site: 7-0238

Analyses/Method	Result	Rep.Limit	Dil. Factor	QUAL	Date Analyzed	Analyst	Seq. #
PURGEABLE AROMATICS IN AIR			MCL	SW8020A	Units: mg/m³		
Benzene	96	10	10		03/17/01 1:49	FB	604570
Toluene	ND	10	10		03/17/01 1:49	FB	604570
Ethylbenzene	43	10	10		03/17/01 1:49	FB	604570
Methyl tert-butyl ether	ND	10	10		03/17/01 1:49	FB	604570
m,p-Xylene	52	10	10		03/17/01 1:49	FB	604570
o-Xylene	ND	10	10		03/17/01 1:49	FB	604570
Xylenes, Total	52	10	10		03/17/01 1:49	FB	604570
Surr: 1,4-Difluorobenzene	99.1	% 20-150	10		03/17/01 1:49	FB	604570
Surr: 4-Bromofluorobenzene	85.5	% 58-139	10		03/17/01 1:49	FB	604570
TOTAL PETROLEUM PRODUCT IN AIR			MCL	SW8015B	Units: mg/m³		
TPH Air	2800	100	10		03/17/01 1:49	FB	604619
Surr: 1,4-Difluorobenzene	88.4	% 62-144	10		03/17/01 1:49	FB	604619
Surr: 4-Bromofluorobenzene	78.7	% 44-153	10		03/17/01 1:49	FB	604619

Sonia West

Sonia West
 Project Manager

Qualifiers: ND/U - Not Detected at the Reporting Limit
 B - Analyte detected in the associated Method Blank
 * - Surrogate Recovery Outside Advisable QC Limits
 J - Estimated Value between MDL and PQL

>MCL - Result Over Maximum Contamination Limit(MCL)
 D - Surrogate Recovery Unreportable due to Dilution
 MI - Matrix Interference



HOUSTON LABORATORY
8880 INTERCHANGE DRIVE
HOUSTON, TEXAS 77054
(713) 660-8801

Client Sample ID A-INF #5 Collected: 3/14/01 4:40:00 SPL Sample ID: 01030507-05

Site: 7-0238

Analyses/Method	Result	Rep.Limit	Dil. Factor	QUAL	Date Analyzed	Analyst	Seq. #
PURGEABLE AROMATICS IN AIR			MCL	SW8020A	Units: mg/m³		
Benzene	240	10	10		03/16/01 19:37	FB	604554
Toluene	46	10	10		03/16/01 19:37	FB	604554
Ethylbenzene	160	10	10		03/16/01 19:37	FB	604554
Methyl tert-butyl ether	ND	10	10		03/16/01 19:37	FB	604554
m,p-Xylene	190	10	10		03/16/01 19:37	FB	604554
o-Xylene	27	10	10		03/16/01 19:37	FB	604554
Xylenes, Total	217	10	10		03/16/01 19:37	FB	604554
Surr: 1,4-Difluorobenzene	95.1	% 20-150	10		03/16/01 19:37	FB	604554
Surr: 4-Bromofluorobenzene	62.9	% 58-139	10		03/16/01 19:37	FB	604554
TOTAL PETROLEUM PRODUCT IN AIR			MCL	SW8015B	Units: mg/m³		
TPH Air	6500	1000	100		03/17/01 23:42	TM	604835
Surr: 1,4-Difluorobenzene	103	% 62-144	100		03/17/01 23:42	TM	604835
Surr: 4-Bromofluorobenzene	97.6	% 44-153	100		03/17/01 23:42	TM	604835

Sonia West

Sonia West
Project Manager

Qualifiers: ND/U - Not Detected at the Reporting Limit >MCL - Result Over Maximum Contamination Limit(MCL)
 B - Analyte detected in the associated Method Blank D - Surrogate Recovery Unreportable due to Dilution
 * - Surrogate Recovery Outside Advisable QC Limits MI - Matrix Interference
 J - Estimated Value between MDL and PQL



HOUSTON LABORATORY
 3690 INTERCHANGE DRIVE
 HOUSTON, TEXAS 77054
 (713) 660-0901

Client Sample ID A-INF #6 Collected: 3/14/01 1:00:00 SPL Sample ID: 01030507-06

Site: 7-0238

Analyses/Method	Result	Rep.Limit	Dil. Factor	QUAL	Date Analyzed	Analyst	Seq. #
PURGEABLE AROMATICS IN AIR			MCL	SW8020A	Units: mg/m³		
Benzene	220	10	10		03/16/01 18:08	FB	604552
Toluene	30	10	10		03/16/01 18:08	FB	604552
Ethylbenzene	110	10	10		03/16/01 18:08	FB	604552
Methyl tert-butyl ether	ND	10	10		03/16/01 18:08	FB	604552
m,p-Xylene	150	10	10		03/16/01 18:08	FB	604552
o-Xylene	28	10	10		03/16/01 18:08	FB	604552
Xylenes, Total	178	10	10		03/16/01 18:08	FB	604552
Surr: 1,4-Difluorobenzene	112	% 20-150	10		03/16/01 18:08	FB	604552
Surr: 4-Bromofluorobenzene	72.1	% 58-139	10		03/16/01 18:08	FB	604552
TOTAL PETROLEUM PRODUCT IN AIR			MCL	SW8015B	Units: mg/m³		
TPH Air	8500	500	50		03/17/01 20:09	TM	604833
Surr: 1,4-Difluorobenzene	100	% 62-144	50		03/17/01 20:09	TM	604833
Surr: 4-Bromofluorobenzene	95.9	% 44-153	50		03/17/01 20:09	TM	604833


Sonia West

Sonia West
 Project Manager

Qualifiers: ND/U - Not Detected at the Reporting Limit >MCL - Result Over Maximum Contamination Limit(MCL)
 B - Analyte detected in the associated Method Blank D - Surrogate Recovery Unreportable due to Dilution
 * - Surrogate Recovery Outside Advisable QC Limits MI - Matrix Interference
 J - Estimated Value between MDL and PQL



HOUSTON LABORATORY
 8888 INTERCHANGE DRIVE
 HOUSTON, TEXAS 77054
 (713) 660-0901



Case Narrative for:
EXXON Company U.S.A.

Certificate of Analysis Number:
01030615

<p>Report To:</p> <p>Environmental Resolution, Inc. Scott Thompson 73 Digital Drive Suite 100</p> <p>Novato California 94949- ph: (415) 382-9105 fax: (415) 382-1856</p>	<p>Project Name: 229305X</p> <p>Site: 7-0238</p> <p>Site Address: 2200 East 12th Oakland CA</p> <p>PO Number: EWR#21040347</p> <p>State: California</p> <p>State Cert. No.: 1903</p> <p>Date Reported: 3/22/01</p>
---	--

Your samples for BTEX & MTBE and TPH on Air was received expired. As per our conversation on March 20, 2001, the laboratory proceeded with the analyses.

Matrix spike (MS) and matrix spike duplicate (MSD) samples are chosen and tested at random from an analytical batch of "like" matrix to check for possible matrix effect. The MS and MSD will provide site specific matrix data only for those samples which are spiked by the laboratory. Since the MS and MSD are chosen at random from an analytical batch, the sample chosen for spike purposes may or may not have been a sample submitted in this sample delivery group. The validity of the analytical procedures for which data is reported in this analytical report is determined by the Laboratory Control Sample (LCS) and the Method Blank (MB). The Laboratory Control Sample (LCS) and the Method Blank (MB) are processed with the samples and the MS/MSD to ensure method criteria are achieved throughout the entire analytical process.

Any other exceptions associated with this report will be footnoted in the analytical result page(s) or the quality control summary page(s).

Please do not hesitate to contact us if you have any questions or comments pertaining to this data report. Please reference the above Certificate of Analysis Number.

This report shall not be reproduced except in full, without the written approval of the laboratory. The reported results are only representative of the samples submitted for testing.

SPL, Inc. is pleased to be of service to you. We anticipate working with you in fulfilling all your current and future analytical needs.

Sonia West

Sonia West
 Senior Project Manager

Date



HOUSTON LABORATORY
 8880 INTERCHANGE DRIVE
 HOUSTON, TEXAS 77054
 (713) 660-0901

EXXON Company U.S.A.

Certificate of Analysis Number:
01030615

Report To: Environmental Resolution, Inc.
 Scott Thompson
 73 Digital Drive Suite 100

Novato
 California
 94949-
 ph: (415) 382-9105 fax: (415) 382-1856

Copy To: Environmental Resolution, Inc.
 Scott Thompson fax : (415) 382-1856

Project Name: 229305X
Site: 7-0238
Site Address: 2200 East 12th
 Oakland CA
PO Number: EWR#21040347
State: California
State Cert. No.: 1903
Date Reported: 3/22/01

Client Sample ID	Lab Sample ID	Matrix	Date Collected	Date Received	COC ID	HOLD
IF #1	01030615-01	Air	3/15/01 11:45:00 AM	3/20/01 10:00:00 AM		<input type="checkbox"/>
IF #2	01030615-02	Air	3/15/01 2:30:00 PM	3/20/01 10:00:00 AM		<input type="checkbox"/>
IF #3	01030615-03	Air	3/15/01 4:30:00 PM	3/20/01 10:00:00 AM		<input type="checkbox"/>

Sonia West

3/23/01

Sonia West
 Senior Project Manager

Date

Joel Grice
 Laboratory Director
 Ted Yen
 Quality Assurance Officer



HOUSTON LABORATORY
 8880 INTERCHANGE DRIVE
 HOUSTON, TEXAS 77054
 (713) 660-0901

EXXON Company U.S.A.

Certificate of Analysis Number:
01030615

Report To: Environmental Resolution, Inc. Scott Thompson 73 Digital Drive Suite 100 Novato California 94949- ph: (415) 382-9105 fax: (415) 382-1856	Project Name: 229305X Site: 7-0238 Site Address: 2200 East 12th Oakland CA PO Number: EWR#21040347 State: California State Cert. No.: 1903 Date Reported: 3/22/01
--	---

Client Sample ID: A-INF #1

SPL Sample ID: 01030615-01A

Analyte	mg/m ³		ppm(v)	
	Result	PQL	Result	PQL
Benzene	14	1.0	4.3	0.31
Toluene	ND	1.0	ND	0.26
Ethylbenzene	4.9	1.0	1.1	0.23
m,p-Xylene	2.5	1.0	0.57	0.23
o-Xylene	7.9	1.0	1.8	0.23
Methyl tert-butyl ether	140	1.0	38	0.27
Xylenes, Total	10.4	1.0	2.4	0.23
TPH Air	4500	50	1300	14

Client Sample ID: A-INF #2

SPL Sample ID: 01030615-02A

Analyte	mg/m ³		ppm(v)	
	Result	PQL	Result	PQL
Benzene	14	1.0	4.3	0.31
Toluene	ND	1.0	ND	0.26
Ethylbenzene	5.4	1.0	1.2	0.23
m,p-Xylene	2.5	1.0	0.57	0.23
o-Xylene	8.9	1.0	2.0	0.23
Methyl tert-butyl ether	180	1.0	49	0.27
Xylenes, Total	11.4	1.0	2.6	0.23
TPH Air	4200	50	1200	14



HOUSTON LABORATORY
8880 INTERCHANGE DRIVE
HOUSTON, TEXAS 77054
(713) 660-0901

EXXON Company U.S.A.

Certificate of Analysis Number:
01030615

Report To:

Environmental Resolution, Inc.
Scott Thompson
73 Digital Drive Suite 100

Novato
California
94949-
ph: (415) 382-9105 fax: (415) 382-1856

Project Name: 229305X
Site: 7-0238
Site Address: 2200 East 12th
Oakland CA
PO Number: EWR#21040347
State: California
State Cert. No.: 1903
Date Reported: 3/22/01

Client Sample ID: A-INF #3

SPL Sample ID: 01030615-03A

Analyte	mg/m ³		ppm(v)	
	Result	PQL	Result	PQL
Benzene	48	1.0	15	0.31
Toluene	6	1.0	1.6	0.26
Ethylbenzene	42	1.0	9.5	0.23
m,p-Xylene	47	1.0	11	0.23
o-Xylene	11	1.0	2.5	0.23
Methyl tert-butyl ether	140	1.0	38	0.27
Xylenes, Total	58	1.0	13	0.23
TPH Air	8700	100	2400	28



HOUSTON LABORATORY
 8880 INTERCHANGE DRIVE
 HOUSTON, TEXAS 77054
 (713) 660-0901

Client Sample ID A-INF #1 Collected: 3/15/01 11:45:00 SPL Sample ID: 01030615-01

Site: 7-0238

Analyses/Method	Result	Rep.Limit	Dil. Factor	QUAL	Date Analyzed	Analyst	Seq. #
PURGEABLE AROMATICS IN AIR			MCL	SW8020A	Units: mg/m³		
Benzene	14	1.0	1		03/21/01 1:25	TM	610520
Toluene	ND	1.0	1		03/21/01 1:25	TM	610520
Ethylbenzene	4.9	1.0	1		03/21/01 1:25	TM	610520
Methyl tert-butyl ether	140	1.0	1		03/21/01 1:25	TM	610520
m,p-Xylene	2.5	1.0	1		03/21/01 1:25	TM	610520
o-Xylene	7.9	1.0	1		03/21/01 1:25	TM	610520
Xylenes, Total	10.4	1.0	1		03/21/01 1:25	TM	610520
Surr: 1,4-Difluorobenzene	165 MI	% 20-150	1	*	03/21/01 1:25	TM	610520
Surr: 4-Bromofluorobenzene	90.4	% 58-139	1		03/21/01 1:25	TM	610520
TOTAL PETROLEUM PRODUCT IN AIR			MCL	SW8015B	Units: mg/m³		
TPH Air	4500	50	5		03/20/01 16:21	TM	610529
Surr: 1,4-Difluorobenzene	119	% 62-144	5		03/20/01 16:21	TM	610529
Surr: 4-Bromofluorobenzene	90.5	% 44-153	5		03/20/01 16:21	TM	610529

Sonia West

Sonia West
 Project Manager

Qualifiers: ND/U - Not Detected at the Reporting Limit >MCL - Result Over Maximum Contamination Limit(MCL)
 B - Analyte detected in the associated Method Blank D - Surrogate Recovery Unreportable due to Dilution
 * - Surrogate Recovery Outside Advisable QC Limits MI - Matrix Interference
 J - Estimated Value between MDL and PQL



HOUSTON LABORATORY
 8880 INTERCHANGE DRIVE
 HOUSTON, TEXAS 77054
 (713) 660-0901

Client Sample ID A-INF #2 Collected: 3/15/01 2:30:00 SPL Sample ID: 01030615-02

Site: 7-0238

Analyses/Method	Result	Rep.Limit	Dil. Factor	QUAL	Date Analyzed	Analyst	Seq. #
PURGEABLE AROMATICS IN AIR			MCL	SW8020A	Units: mg/m³		
Benzene	14	1.0	1		03/21/01 2:24	TM	610521
Toluene	ND	1.0	1		03/21/01 2:24	TM	610521
Ethylbenzene	5.4	1.0	1		03/21/01 2:24	TM	610521
Methyl tert-butyl ether	180	1.0	1		03/21/01 2:24	TM	610521
m,p-Xylene	2.5	1.0	1		03/21/01 2:24	TM	610521
o-Xylene	8.9	1.0	1		03/21/01 2:24	TM	610521
Xylenes, Total	11.4	1.0	1		03/21/01 2:24	TM	610521
Surr: 1,4-Difluorobenzene	172 MI	% 20-150	1	*	03/21/01 2:24	TM	610521
Surr: 4-Bromofluorobenzene	93.8	% 58-139	1		03/21/01 2:24	TM	610521
TOTAL PETROLEUM PRODUCT IN AIR			MCL	SW8015B	Units: mg/m³		
TPH Air	4200	50	5		03/20/01 16:50	TM	610530
Surr: 1,4-Difluorobenzene	119	% 62-144	5		03/20/01 16:50	TM	610530
Surr: 4-Bromofluorobenzene	96.0	% 44-153	5		03/20/01 16:50	TM	610530

Sonia West

Sonia West
 Project Manager

Qualifiers: ND/U - Not Detected at the Reporting Limit >MCL - Result Over Maximum Contamination Limit(MCL)
 B - Analyte detected in the associated Method Blank D - Surrogate Recovery Unreportable due to Dilution
 * - Surrogate Recovery Outside Advisable QC Limits MI - Matrix Interference
 J - Estimated Value between MDL and PQL



HOUSTON LABORATORY
 8880 INTERCHANGE DRIVE
 HOUSTON, TEXAS 77054
 (713) 660-0901

Client Sample ID A-INF #3 Collected: 3/15/01 4:30:00 SPL Sample ID: 01030615-03

Site: 7-0238

Analyses/Method	Result	Rep.Limit	Dil. Factor	QUAL	Date Analyzed	Analyst	Seq. #
PURGEABLE AROMATICS IN AIR			MCL	SW8020A	Units: mg/m³		
Benzene	48	1.0	1		03/21/01 3:23	TM	610522
Toluene	6	1.0	1		03/21/01 3:23	TM	610522
Ethylbenzene	42	1.0	1		03/21/01 3:23	TM	610522
Methyl tert-butyl ether	140	1.0	1		03/21/01 3:23	TM	610522
m,p-Xylene	47	1.0	1		03/21/01 3:23	TM	610522
o-Xylene	11	1.0	1		03/21/01 3:23	TM	610522
Xylenes, Total	58	1.0	1		03/21/01 3:23	TM	610522
Surr: 1,4-Difluorobenzene	234 MI	% 20-150	1	*	03/21/01 3:23	TM	610522
Surr: 4-Bromofluorobenzene	87.8	% 58-139	1		03/21/01 3:23	TM	610522
TOTAL PETROLEUM PRODUCT IN AIR			MCL	SW8015B	Units: mg/m³		
TPH Air	8700	100	10		03/20/01 17:19	TM	610531
Surr: 1,4-Difluorobenzene	118	% 62-144	10		03/20/01 17:19	TM	610531
Surr: 4-Bromofluorobenzene	85.0	% 44-153	10		03/20/01 17:19	TM	610531

Sonia West

Sonia West
 Project Manager

Qualifiers: ND/U - Not Detected at the Reporting Limit >MCL - Result Over Maximum Contamination Limit(MCL)
 B - Analyte detected in the associated Method Blank D - Surrogate Recovery Unreportable due to Dilution
 * - Surrogate Recovery Outside Advisable QC Limits MI - Matrix Interference
 J - Estimated Value between MDL and PQL

Quality Control Documentation



HOUSTON LABORATORY
 8880 INTERCHANGE DRIVE
 HOUSTON, TEXAS 77054
 (713) 560-0901

Quality Control Report

EXXON Company U.S.A.

229305X

Analysis: Purgeable Aromatics in Air
 Method: SW8020A

WorkOrder: 01030615
 Lab Batch ID: R31930

Method Blank

Samples in Analytical Batch:

RunID: HP_P_010320A-610516 Units: mg/m³
 Analysis Date: 03/20/2001 13:45 Analyst: TM

Lab Sample ID	Client Sample ID
01030615-01A	A-INF #1
01030615-02A	A-INF #2
01030615-03A	A-INF #3

Analyte	Result	Rep Limit
Benzene	ND	1.0
Ethylbenzene	ND	1.0
Methyl tert-butyl ether	ND	1.0
Toluene	ND	1.0
m,p-Xylene	ND	1.0
o-Xylene	ND	1.0
Xylenes, Total	ND	1.0
Surr: 1,4-Difluorobenzene	92.6	20-150
Surr: 4-Bromofluorobenzene	100.4	58-139

Laboratory Control Sample/Laboratory Control Sample Duplicate (LCS/LCSD)

RunID: HP_P_010320A-610514 Units: mg/m³
 Analysis Date: 03/20/2001 12:46 Analyst: TM

Analyte	LCS Spike Added	LCS Result	LCS Percent Recovery	LCSD Spike Added	LCSD Result	LCSD Percent Recovery	RPD	RPD Limit	Lower Limit	Upper Limit
Benzene	64	66	103	64	60	94	9.2	34	37	117
Ethylbenzene	88	78	89	88	71	81	9.6	35	56	115
Methyl tert-butyl ether	364	460	127	364	530	145	13.3	30	30	175
Toluene	80	74	93	80	68	86	8.4	30	25	113
p-Xylene	88	79	90	88	72	82	9.6	35	12	114
o-Xylene	88	76	86	88	72	81	5.7	35	15	109
Xylenes, Total	176	155	88	176	144	82	7.4	35	12	114

Qualifiers: ND/U - Not Detected at the Reporting Limit MI - Matrix Interference
 B - Analyte detected in the associated Method Blank D - Recovery Unreportable due to Dilution
 J - Estimated value between MDL and PQL * - Recovery Outside Advisable QC Limits

The percent recoveries for QC samples are correct as reported. Due to significant figures and rounding, the reported RPD may differ from the displayed RPD values but is correct as reported.



HOUSTON LABORATORY
 8880 INTERCHANGE DRIVE
 HOUSTON, TEXAS 77054
 (713) 660-0901

Quality Control Report

EXXON Company U.S.A.
 229305X

Analysis: Total Petroleum Product in Air
 Method: SW8015B

WorkOrder: 01030615
 Lab Batch ID: R31931

Method Blank

Samples in Analytical Batch:

ID: HP_P_010320B-610526 Units: mg/m³
 Analysis Date: 03/20/2001 13:45 Analyst: TM

Lab Sample ID	Client Sample ID
01030615-01A	A-INF #1
01030615-02A	A-INF #2
01030615-03A	A-INF #3

Analyte	Result	Rep Limit
TPH Air	ND	10
Surr: 1,4-Difluorobenzene	109.3	62-144
Surr: 4-Bromofluorobenzene	109.9	44-153

Laboratory Control Sample/Laboratory Control Sample Duplicate (LCS/LCSD)

RunID: HP_P_010320B-610524 Units: mg/m³
 Analysis Date: 03/20/2001 12:46 Analyst: TM

Analyte	LCS Spike Added	LCS Result	LCS Percent Recovery	LCSD Spike Added	LCSD Result	LCSD Percent Recovery	RPD	RPD Limit	Lower Limit	Upper Limit
Air	770	690	89	770	680	88	1.2	30	40	140

Qualifiers: ND/U - Not Detected at the Reporting Limit MI - Matrix Interference
 B - Analyte detected in the associated Method Blank D - Recovery Unreportable due to Dilution
 J - Estimated value between MDL and PQL * - Recovery Outside Advisable QC Limits

The percent recoveries for QC samples are correct as reported. Due to significant figures and rounding, the reported RPD may differ from the displayed RPD values but is correct as reported.

*Sample Receipt Checklist
And
Chain of Custody*

01030615

EXXON COMPANY, USA.

(West Coast)

CHAIN OF CUSTODY RECORD NO. _____ Page 1 of 1

Exxon Engineer: MUNE OUNGA Phone: (925) 746-8747
 Consultant Co. Name: ER3 Contact: SCOTT THOMPSON
 Address: 73 Digital Dr. Suite 100, Novato, CA 94949 Fax: (415) 382-1856
 RAS #: 7-0238 Facility/State ID # (TN Only): _____
 AFE # (Terminal Only): _____ Consultant Project #: 229305X
 Location: 2200 E. 12+2 St. (City) DALLAND (State) CA
 EE C&M SDT
 Consultant Work Release #: 21011097
 Sampled By: MUNONEY / MIAZE

ANALYSIS REQUEST: (CHECK APPROPRIATE BOX)

OTHER

NO. OF CONTAINERS	CONTAINER SIZE	TPH/GC 8015 GROSS	8015 DRO	BTEX 8020	8020	MTBE 8020	8260	OXYGENATES (7)	8260	O&G	IR 413.1	GRAV. 413.2	624	SEMI-VOL	8270	625	PNAPAH	8100	8310	8270	PCB/PEST	8081/8082	PCB ONLY	TCP FULL	VQA	SEMI-VOL	PEST	HERB	METALS, TOTAL	METALS, TCLP	LEAD, TOTAL	2381	7421	LEAD, TCLP	LEAD, DISSOLVED	LEAD TOTAL	REACTIVITY	CORROSIVITY	FLASH POINT	PURGEABLE HYDROCARBON	8010	601	TPHIR	418.1	TOX/TOH						
		<input checked="" type="checkbox"/>		<input checked="" type="checkbox"/>		<input checked="" type="checkbox"/>																																													

SAMPLE I.D.	DATE	TIME	COMP.	GRAB	MATRIX			OTHER	PRESERVATIVE
					H ₂ O	SOIL	AIR		
<u>A-INF</u>	<u>3/15/01</u>	<u>1145</u>					<u>X</u>	<u>NA</u>	
↓	↓	<u>1430</u>					↓	↓	↓
↓	↓	<u>1630</u>					↓	↓	↓

RUSH

TAT
 24 HR. _____* 72 HR. _____*
 48 HR. _____* 96 HR. _____*
 8 Business *Contact US Prior to Sending Sample
 Other _____

**EXXON UST
CONTRACT NO.
C41483**

SPECIAL DETECTION LIMITS (Specify)

 SPECIAL REPORTING REQUIREMENTS (Specify)
 PDF EDD
 FAX FAX C-O-C W/REPORT

REMARKS:

 LAB USE ONLY Lot # _____ Storage Location _____
 WORK ORDER #: 01030615 LAB WORK RELEASE #: _____

CUSTODY RECORD

Relinquished By Sampler: <u>Jennifer Clark</u>	Date <u>3/14/01</u>	Time <u>1030</u>	Received By:
Relinquished:	Date	Time	Received By:
Relinquished:	Date	Time	Received By: <u>James N. All</u> <u>2/20/01</u> <u>100</u>



HOUSTON LABORATORY
 8880 INTERCHANGE DRIVE
 HOUSTON, TEXAS 77054
 (713) 660-0901

Sample Receipt Checklist

Workorder:	01030615	Received By:	DS
Date and Time Received:	3/20/01 10:00:00 AM	Carrier name:	FedEx
Temperature:	AMBIENT	Chilled by:	Not Chilled

1. Shipping container/cooler in good condition? Yes No Not Present
2. Custody seals intact on shipping container/cooler? Yes No Not Present
3. Custody seals intact on sample bottles? Yes No Not Present
4. Chain of custody present? Yes No
5. Chain of custody signed when relinquished and received? Yes No
6. Chain of custody agrees with sample labels? Yes No
7. Samples in proper container/bottle? Yes No
8. Sample containers intact? Yes No
9. Sufficient sample volume for indicated test? Yes No
10. All samples received within holding time?
 SAMPLES WERE RECEIVED EXPIRED Yes No
11. Container/Temp Blank temperature in compliance? Yes No
12. Water - VOA vials have zero headspace? Yes No Not Applicable
13. Water - pH acceptable upon receipt? Yes No Not Applicable

SPL Representative: Wyatt, Neaundra

Contact Date & Time: 3/20/01 11:55:00 AM

Client Name Contacted: Scot Thompson

Non Conformance Issues:


Client Instructions: SAMPLES ARE TO BE RAN OUT OF HOLD TIME AT CLIENTS REQUEST



Sequoia Analytical

885 Jarvis Drive
Morgan Hill, CA 95037
(408) 776-9600
FAX (408) 782-6308
www.sequoialabs.com

28 March, 2001



Scott Thompson
Environmental Resolutions (Exxon)
73 Digital Drive, Suite 100
Novato, CA 94949

RE: Exxon
Sequoia Report: MKC0407

Enclosed are the results of analyses for samples received by the laboratory on 03/16/01 17:59. If you have any questions concerning this report, please feel free to contact me.

Sincerely,

Wayne Stevenson
Client Services Manager

CA ELAP Certificate #1210



Environmental Resolutions (Exxon)
13 Digital Drive, Suite 100
Novato CA, 94949

Project: Exxon
Project Number: 7-0238
Project Manager: Scott Thompson

Reported:
03/28/01 12:08

ANALYTICAL REPORT FOR SAMPLES

Sample ID	Laboratory ID	Matrix	Date Sampled	Date Received
A-inf 10:00	MKC0407-01	Air	03/16/01 10:00	03/16/01 17:59
A-inf 13:30	MKC0407-02	Air	03/16/01 13:30	03/16/01 17:59





Environmental Resolutions (Exxon)
73 Digital Drive, Suite 100
Novato CA, 94949

Project: Exxon
Project Number: 7-0238
Project Manager: Scott Thompson

Reported:
03/28/01 12:08

**Total Purgeable Hydrocarbons (C6-C12), BTEX and MTBE by DHS LUFT
Sequoia Analytical - Morgan Hill**

Analyte	Result	Reporting Limit	Units	Dilution	Batch	Prepared	Analyzed	Method	Notes
Inf 10:00 (MKC0407-01) Air Sampled: 03/16/01 10:00 Received: 03/16/01 17:59									
Purgeable Hydrocarbons	2310	1000	ug/l	100	1C19032	03/19/01	03/19/01	DHS LUFT	P-03
Benzene	14.1	10.0	"	"	"	"	"	"	
Toluene	29.9	10.0	"	"	"	"	"	"	
Ethylbenzene	14.3	10.0	"	"	"	"	"	"	
Xylenes (total)	14.3	10.0	"	"	"	"	"	"	
Ethyl tert-butyl ether	ND	50.0	"	"	"	"	"	"	
Surrogate: a,a,a-Trifluorotoluene		184 %		70-130	"	"	"	"	S-02
Inf 13:30 (MKC0407-02) Air Sampled: 03/16/01 13:30 Received: 03/16/01 17:59									
Purgeable Hydrocarbons	3640	1000	ug/l	100	1C19032	03/19/01	03/19/01	DHS LUFT	P-03
Benzene	20.3	10.0	"	"	"	"	"	"	
Toluene	57.3	10.0	"	"	"	"	"	"	
Ethylbenzene	34.6	10.0	"	"	"	"	"	"	
Xylenes (total)	55.6	10.0	"	"	"	"	"	"	
Ethyl tert-butyl ether	ND	50.0	"	"	"	"	"	"	
Surrogate: a,a,a-Trifluorotoluene		231 %		70-130	"	"	"	"	S-02



Environmental Resolutions (Exxon)
73 Digital Drive, Suite 100
Novato CA, 94949

Project: Exxon
Project Number: 7-0238
Project Manager: Scott Thompson

Reported:
03/28/01 12:08

**Total Purgeable Hydrocarbons (C6-C12), BTEX and MTBE by DHS LUFT - Quality Control
Sequoia Analytical - Morgan Hill**

analyte	Result	Reporting Limit	Units	Spike Level	Source Result	%REC	%REC Limits	RPD	RPD Limit	Notes
---------	--------	-----------------	-------	-------------	---------------	------	-------------	-----	-----------	-------

Batch 1C19032 - EPA 5030B [P/T]

Blank (1C19032-BLK1)

Prepared & Analyzed: 03/19/01

Purgeable Hydrocarbons	ND	10.0	ug/l							
Benzene	ND	0.100	"							
Toluene	ND	0.100	"							
Ethylbenzene	ND	0.100	"							
Xylenes (total)	ND	0.100	"							
Diethyl tert-butyl ether	ND	0.500	"							
surrogate: <i>a,a,a</i> -Trifluorotoluene	1.95		"	2.00		97.5	70-130			

CS (1C19032-BS1)

Prepared & Analyzed: 03/19/01

Benzene	2.01	0.100	ug/l	2.00		100	70-130			
Toluene	2.05	0.100	"	2.00		102	70-130			
Ethylbenzene	2.14	0.100	"	2.00		107	70-130			
Xylenes (total)	5.88	0.100	"	6.00		98.0	70-130			
surrogate: <i>a,a,a</i> -Trifluorotoluene	1.94		"	2.00		97.0	70-130			



Environmental Resolutions (Exxon)
73 Digital Drive, Suite 100
Novato CA, 94949

Project: Exxon
Project Number: 7-0238
Project Manager: Scott Thompson

Reported:
03/28/01 12:08

Notes and Definitions

- P-03 Chromatogram Pattern: Unidentified Hydrocarbons C6-C12
- S-02 The surrogate recovery for this sample cannot be accurately quantified due to interference from coeluting organic compounds present in the sample.
- DET Analyte DETECTED
- ND Analyte NOT DETECTED at or above the reporting limit
- NR Not Reported
- dry Sample results reported on a dry weight basis
- RPD Relative Percent Difference



Sequoia Analytical
 680 Chesapeake Dr.
 Redwood City, CA 94063
 (650) 364-9600 • FAX (650) 364-9233

EXXON COMPANY, U.S.A.

P.O. Box 2180, Houston, TX 77002-7426

CHAIN OF CUSTODY

MKCO407

Consultant's Name: ERI Page 1 of 1

Address: 73 Digital Dr Suite 100 Site Location: 2200 E 12th Street

Project #: 2293 05X Consultant Project #: _____ Consultant Work Release #: 19802889

Project Contact: Scott Thompson Phone #: 415 382 9105 Laboratory Work Release #: _____

EXXON Contact: Gene Ortega Phone #: (925) 246-8747 EXXON RAS #: 7-0238

Sampled by (print): Casey Sanders Sampler's Signature: [Signature] Oakland, CA

Shipment Method: _____ Air Bill #: _____

TAT: 24 hr 48 hr 72 hr 96 hr Standard (10 day) ANALYSIS REQUIRED

Sample Description	Collection Date	Collection Time	Matrix Soil/Water/Air	Prsv	# of Cont.	Sequoia's Sample #	TPH/Gas	TPH/Diesel	TRPH	MTBE	Temperature: _____
							BTEX/8015/8020	EPA 8015	S.M. 5520	8020	
A-INF	3/16/01	10:00	Air	NA	1		X			X	
A-INF	3/16/01	13:30	Air	NA	1		X			X	

RELINQUISHED BY / AFFILIATION	Date	Time	ACCEPTED / AFFILIATION	Date	Time	Additional Comments
<u>[Signature] / ERI</u>	<u>3/16/01</u>	<u>1400</u>	<u>[Signature]</u>	<u>3/16</u>	<u>1400</u>	
<u>[Signature]</u>	<u>3/16</u>	<u>4</u>	<u>[Signature]</u>	<u>3/16</u>	<u>1759</u>	
	<u>7/11</u>	<u>10 AM</u>				

Pink - Client
Yellow - Sequoia
White - Exxon

APPENDIX E
SOIL DISPOSAL DOCUMENTATION



REPUBLIC SERVICE VASCO ROAD, LLC

4001 N. Vasco Road, Livermore, California 94550 • (925) 447-0491

No: 0091230

TICKET: 123644
CUSTOMER: DILL / DILLARD/EXXON
TRUCK: 295 P.O.:
ACCT#: 5007814
PROFILE #: 02869

DATE: 03/13/2001

TIME: 13:37 - 13:37

GENERATOR: EXX 7-023A / EXXON-MOBIL
ORIGIN: OAKB / OAKLAND
LICENSE:
COMMENT:

GROSS: 0 LBS
TARE: 0 LBS
NET: 0 LBS

WASTE	QUANTITY	UNIT
SOIL / SOIL DRIMS	3,000	U

I certify that I have not disposed
of any liquid or hazardous waste

Weightmaster:

DRIVER

DRIVER

All children must remain in vehicles.
Absolutely no salvaging allowed.

WARNING: Transporting any unauthorized
hazardous waste to this facility for disposal is
prohibited by law. Persons violating this prohibition
are subject to civil and criminal prosecution.

APPENDIX F

PRESSURE TRANSDUCER/DATA LOGGER DATA

In-Situ Inc.		MiniTroll Pro			
Report generated:	12/6/00	10:38:46			
Report from file:	C:\WIN-SITU\Data\SN00668 2000-12-03 160000 Test #1.bin				
DataMgr Version	3.68				
Serial number:	668				
Firmware Version	2.04				
Unit name:	2293-VP1				
Test name:		Test #1			
Test defined on:	3/12/01	15:22:53			
Test scheduled for:	3/12/01	16:00:00			
Test started on:	3/12/01	16:00:00			
Test stopped on:	3/15/01	10:38:08			
Test extracted on:	N/A				
Data gathered using Linear testing					
Time between data points:	2.0	Minutes.			
Number of data samples:	2000				
TOTAL DATA SAMPLES 2000					
Channel number [1]					
Measurement type:	Temperature				
Channel name:	Temperature				
Channel number [2]					
Measurement type:	Pressure				
Channel name:	Pressure				
Sensor Range:	30 PSI.				
Specific gravity:	1				
			Chan[1]	Chan[2]	
Date	Time	ET (min)	Fahrenheit	Feet H2O	
3/12/01	16:00	0	68.37	13.345	
3/12/01	16:02	2	68.37	13.345	
3/12/01	16:04	4	68.37	13.343	
3/12/01	16:06	6	68.37	13.34	
3/12/01	16:08	8	68.37	13.34	
3/12/01	16:10	10	68.34	13.343	
3/12/01	16:12	12	68.34	13.343	
3/12/01	16:14	14	68.34	13.343	
3/12/01	16:16	16	68.34	13.343	
3/12/01	16:18	18	68.34	13.341	

VP1

3/12/01	16:20	20	68.34	13.338		
3/12/01	16:22	22	68.34	13.338		
3/12/01	16:24	24	68.34	13.338		
3/12/01	16:26	26	68.34	13.341		
3/12/01	16:28	28	68.34	13.343		
3/12/01	16:30	30	68.32	13.285		
3/12/01	16:32	32	68.34	13.173		
3/12/01	16:34	34	68.32	12.99		
3/12/01	16:36	36	68.32	12.809		
3/12/01	16:38	38	68.32	12.645		
3/12/01	16:40	40	68.32	12.507		
3/12/01	16:42	42	68.3	12.383		
3/12/01	16:44	44	68.3	12.272		
3/12/01	16:46	46	68.3	12.165		
3/12/01	16:48	48	68.27	12.086		
3/12/01	16:50	50	68.27	12.012		
3/12/01	16:52	52	68.27	11.941		
3/12/01	16:54	54	68.25	11.872		
3/12/01	16:56	56	68.25	11.813		
3/12/01	16:58	58	68.23	11.775		
3/12/01	17:00	60	68.23	11.743		
3/12/01	17:02	62	68.23	11.716		
3/12/01	17:04	64	68.21	11.691		
3/12/01	17:06	66	68.21	11.669		
3/12/01	17:08	68	68.21	11.653		
3/12/01	17:10	70	68.21	11.639		
3/12/01	17:12	72	68.18	11.626		
3/12/01	17:14	74	68.18	11.615		
3/12/01	17:16	76	68.18	11.606		
3/12/01	17:18	78	68.18	11.592		
3/12/01	17:20	80	68.18	11.583		
3/12/01	17:22	82	68.18	11.574		
3/12/01	17:24	84	68.18	11.567		
3/12/01	17:26	86	68.18	11.558		
3/12/01	17:28	88	68.18	11.551		
3/12/01	17:30	90	68.18	11.542		
3/12/01	17:32	92	68.18	11.535		
3/12/01	17:34	94	68.21	11.53		
3/12/01	17:36	96	68.21	11.528		
3/12/01	17:38	98	68.21	11.523		
3/12/01	17:40	100	68.21	11.523		
3/12/01	17:42	102	68.21	11.521		
3/12/01	17:44	104	68.21	11.519		
3/12/01	17:46	106	68.21	11.517		
3/12/01	17:48	108	68.21	11.512		
3/12/01	17:50	110	68.23	11.509		
3/12/01	17:52	112	68.21	11.508		
3/12/01	17:54	114	68.21	11.508		
3/12/01	17:56	116	68.21	11.505		

VP1

3/12/01	17:58	118	68.21	11.503		
3/12/01	18:00	120	68.23	11.503		
3/12/01	18:02	122	68.21	11.505		
3/12/01	18:04	124	68.21	11.505		
3/12/01	18:06	126	68.21	11.501		
3/12/01	18:08	128	68.21	11.501		
3/12/01	18:10	130	68.23	11.498		
3/12/01	18:12	132	68.21	11.499		
3/12/01	18:14	134	68.21	11.499		
3/12/01	18:16	136	68.21	11.496		
3/12/01	18:18	138	68.21	11.499		
3/12/01	18:20	140	68.21	11.503		
3/12/01	18:22	142	68.21	11.494		
3/12/01	18:24	144	68.21	11.494		
3/12/01	18:26	146	68.21	11.496		
3/12/01	18:28	148	68.21	11.492		
3/12/01	18:30	150	68.21	11.492		
3/12/01	18:32	152	68.21	11.489		
3/12/01	18:34	154	68.21	11.494		
3/12/01	18:36	156	68.21	11.496		
3/12/01	18:38	158	68.21	11.499		
3/12/01	18:40	160	68.21	11.501		
3/12/01	18:42	162	68.21	11.503		
3/12/01	18:44	164	68.21	11.508		
3/12/01	18:46	166	68.21	11.512		
3/12/01	18:48	168	68.21	11.512		
3/12/01	18:50	170	68.21	11.514		
3/12/01	18:52	172	68.21	11.517		
3/12/01	18:54	174	68.21	11.517		
3/12/01	18:56	176	68.18	11.515		
3/12/01	18:58	178	68.18	11.513		
3/12/01	19:00	180	68.18	11.515		
3/12/01	19:02	182	68.18	11.513		
3/12/01	19:04	184	68.18	11.51		
3/12/01	19:06	186	68.18	11.515		
3/12/01	19:08	188	68.18	11.519		
3/12/01	19:10	190	68.18	11.524		
3/12/01	19:12	192	68.18	11.524		
3/12/01	19:14	194	68.18	11.526		
3/12/01	19:16	196	68.18	11.526		
3/12/01	19:18	198	68.18	11.522		
3/12/01	19:20	200	68.18	11.517		
3/12/01	19:22	202	68.18	11.522		
3/12/01	19:24	204	68.18	11.522		
3/12/01	19:26	206	68.18	11.522		
3/12/01	19:28	208	68.18	11.526		
3/12/01	19:30	210	68.18	11.524		
3/12/01	19:32	212	68.18	11.522		
3/12/01	19:34	214	68.18	11.519		

VP1

3/12/01	19:36	216	68.18	11.522		
3/12/01	19:38	218	68.18	11.528		
3/12/01	19:40	220	68.18	11.528		
3/12/01	19:42	222	68.18	11.526		
3/12/01	19:44	224	68.18	11.526		
3/12/01	19:46	226	68.18	11.526		
3/12/01	19:48	228	68.18	11.526		
3/12/01	19:50	230	68.18	11.526		
3/12/01	19:52	232	68.18	11.526		
3/12/01	19:54	234	68.18	11.531		
3/12/01	19:56	236	68.18	11.535		
3/12/01	19:58	238	68.18	11.535		
3/12/01	20:00	240	68.18	11.526		
3/12/01	20:02	242	68.18	11.526		
3/12/01	20:04	244	68.18	11.526		
3/12/01	20:06	246	68.18	11.528		
3/12/01	20:08	248	68.18	11.526		
3/12/01	20:10	250	68.18	11.526		
3/12/01	20:12	252	68.18	11.524		
3/12/01	20:14	254	68.18	11.522		
3/12/01	20:16	256	68.18	11.515		
3/12/01	20:18	258	68.18	11.508		
3/12/01	20:20	260	68.18	11.506		
3/12/01	20:22	262	68.18	11.506		
3/12/01	20:24	264	68.18	11.508		
3/12/01	20:26	266	68.18	11.513		
3/12/01	20:28	268	68.18	11.515		
3/12/01	20:30	270	68.18	11.513		
3/12/01	20:32	272	68.18	11.513		
3/12/01	20:34	274	68.18	11.513		
3/12/01	20:36	276	68.18	11.519		
3/12/01	20:38	278	68.18	11.528		
3/12/01	20:40	280	68.16	11.527		
3/12/01	20:42	282	68.16	11.513		
3/12/01	20:44	284	68.16	11.509		
3/12/01	20:46	286	68.16	11.509		
3/12/01	20:48	288	68.16	11.509		
3/12/01	20:50	290	68.16	11.509		
3/12/01	20:52	292	68.16	11.506		
3/12/01	20:54	294	68.16	11.509		
3/12/01	20:56	296	68.16	11.509		
3/12/01	20:58	298	68.16	11.504		
3/12/01	21:00	300	68.16	11.504		
3/12/01	21:02	302	68.16	11.504		
3/12/01	21:04	304	68.16	11.502		
3/12/01	21:06	306	68.16	11.502		
3/12/01	21:08	308	68.16	11.504		
3/12/01	21:10	310	68.16	11.502		
3/12/01	21:12	312	68.16	11.499		

VP1

3/12/01	21:14	314	68.16	11.497		
3/12/01	21:16	316	68.16	11.497		
3/12/01	21:18	318	68.14	11.495		
3/12/01	21:20	320	68.16	11.497		
3/12/01	21:22	322	68.16	11.495		
3/12/01	21:24	324	68.14	11.495		
3/12/01	21:26	326	68.16	11.495		
3/12/01	21:28	328	68.16	11.497		
3/12/01	21:30	330	68.14	11.498		
3/12/01	21:32	332	68.16	11.497		
3/12/01	21:34	334	68.16	11.495		
3/12/01	21:36	336	68.16	11.493		
3/12/01	21:38	338	68.16	11.493		
3/12/01	21:40	340	68.16	11.49		
3/12/01	21:42	342	68.14	11.493		
3/12/01	21:44	344	68.14	11.495		
3/12/01	21:46	346	68.16	11.493		
3/12/01	21:48	348	68.16	11.49		
3/12/01	21:50	350	68.16	11.493		
3/12/01	21:52	352	68.16	11.527		
3/12/01	21:54	354	68.16	11.595		
3/12/01	21:56	356	68.14	11.584		
3/12/01	21:58	358	68.14	11.557		
3/12/01	22:00	360	68.14	11.536		
3/12/01	22:02	362	68.14	11.525		
3/12/01	22:04	364	68.14	11.516		
3/12/01	22:06	366	68.14	11.507		
3/12/01	22:08	368	68.14	11.498		
3/12/01	22:10	370	68.14	11.493		
3/12/01	22:12	372	68.14	11.489		
3/12/01	22:14	374	68.14	11.486		
3/12/01	22:16	376	68.14	11.484		
3/12/01	22:18	378	68.16	11.479		
3/12/01	22:20	380	68.14	11.475		
3/12/01	22:22	382	68.16	11.472		
3/12/01	22:24	384	68.14	11.47		
3/12/01	22:26	386	68.14	11.466		
3/12/01	22:28	388	68.14	11.464		
3/12/01	22:30	390	68.14	11.464		
3/12/01	22:32	392	68.14	11.461		
3/12/01	22:34	394	68.14	11.466		
3/12/01	22:36	396	68.14	11.464		
3/12/01	22:38	398	68.14	11.461		
3/12/01	22:40	400	68.14	11.459		
3/12/01	22:42	402	68.14	11.457		
3/12/01	22:44	404	68.14	11.452		
3/12/01	22:46	406	68.14	11.45		
3/12/01	22:48	408	68.14	11.45		
3/12/01	22:50	410	68.14	11.45		

VP1

3/12/01	22:52	412	68.14	11.448		
3/12/01	22:54	414	68.14	11.446		
3/12/01	22:56	416	68.14	11.443		
3/12/01	22:58	418	68.14	11.443		
3/12/01	23:00	420	68.14	11.441		
3/12/01	23:02	422	68.14	11.441		
3/12/01	23:04	424	68.14	11.436		
3/12/01	23:06	426	68.14	11.434		
3/12/01	23:08	428	68.14	11.434		
3/12/01	23:10	430	68.14	11.432		
3/12/01	23:12	432	68.14	11.43		
3/12/01	23:14	434	68.14	11.43		
3/12/01	23:16	436	68.14	11.427		
3/12/01	23:18	438	68.14	11.427		
3/12/01	23:20	440	68.14	11.427		
3/12/01	23:22	442	68.14	11.425		
3/12/01	23:24	444	68.14	11.425		
3/12/01	23:26	446	68.14	11.427		
3/12/01	23:28	448	68.14	11.423		
3/12/01	23:30	450	68.14	11.423		
3/12/01	23:32	452	68.14	11.423		
3/12/01	23:34	454	68.14	11.421		
3/12/01	23:36	456	68.14	11.418		
3/12/01	23:38	458	68.12	11.419		
3/12/01	23:40	460	68.12	11.419		
3/12/01	23:42	462	68.14	11.416		
3/12/01	23:44	464	68.14	11.416		
3/12/01	23:46	466	68.14	11.416		
3/12/01	23:48	468	68.14	11.414		
3/12/01	23:50	470	68.14	11.414		
3/12/01	23:52	472	68.14	11.416		
3/12/01	23:54	474	68.12	11.417		
3/12/01	23:56	476	68.12	11.419		
3/12/01	23:58	478	68.14	11.416		
3/13/01	0:00	480	68.12	11.419		
3/13/01	0:02	482	68.12	11.419		
3/13/01	0:04	484	68.12	11.421		
3/13/01	0:06	486	68.12	11.419		
3/13/01	0:08	488	68.12	11.419		
3/13/01	0:10	490	68.12	11.423		
3/13/01	0:12	492	68.12	11.423		
3/13/01	0:14	494	68.12	11.414		
3/13/01	0:16	496	68.12	11.412		
3/13/01	0:18	498	68.12	11.41		
3/13/01	0:20	500	68.12	11.412		
3/13/01	0:22	502	68.12	11.419		
3/13/01	0:24	504	68.12	11.412		
3/13/01	0:26	506	68.12	11.412		
3/13/01	0:28	508	68.12	11.41		

VP1

3/13/01	0:30	510	68.12	11.408		
3/13/01	0:32	512	68.12	11.41		
3/13/01	0:34	514	68.12	11.412		
3/13/01	0:36	516	68.12	11.41		
3/13/01	0:38	518	68.12	11.41		
3/13/01	0:40	520	68.12	11.412		
3/13/01	0:42	522	68.12	11.412		
3/13/01	0:44	524	68.12	11.412		
3/13/01	0:46	526	68.12	11.417		
3/13/01	0:48	528	68.12	11.417		
3/13/01	0:50	530	68.12	11.417		
3/13/01	0:52	532	68.12	11.412		
3/13/01	0:54	534	68.12	11.412		
3/13/01	0:56	536	68.12	11.41		
3/13/01	0:58	538	68.12	11.412		
3/13/01	1:00	540	68.12	11.408		
3/13/01	1:02	542	68.12	11.408		
3/13/01	1:04	544	68.12	11.408		
3/13/01	1:06	546	68.12	11.408		
3/13/01	1:08	548	68.12	11.405		
3/13/01	1:10	550	68.12	11.403		
3/13/01	1:12	552	68.12	11.401		
3/13/01	1:14	554	68.12	11.398		
3/13/01	1:16	556	68.12	11.396		
3/13/01	1:18	558	68.12	11.396		
3/13/01	1:20	560	68.12	11.394		
3/13/01	1:22	562	68.12	11.394		
3/13/01	1:24	564	68.12	11.394		
3/13/01	1:26	566	68.12	11.394		
3/13/01	1:28	568	68.12	11.392		
3/13/01	1:30	570	68.12	11.387		
3/13/01	1:32	572	68.12	11.385		
3/13/01	1:34	574	68.12	11.385		
3/13/01	1:36	576	68.12	11.383		
3/13/01	1:38	578	68.12	11.383		
3/13/01	1:40	580	68.12	11.383		
3/13/01	1:42	582	68.12	11.38		
3/13/01	1:44	584	68.12	11.385		
3/13/01	1:46	586	68.12	11.38		
3/13/01	1:48	588	68.12	11.38		
3/13/01	1:50	590	68.12	11.378		
3/13/01	1:52	592	68.12	11.378		
3/13/01	1:54	594	68.12	11.378		
3/13/01	1:56	596	68.12	11.376		
3/13/01	1:58	598	68.12	11.378		
3/13/01	2:00	600	68.12	11.38		
3/13/01	2:02	602	68.12	11.378		
3/13/01	2:04	604	68.12	11.378		
3/13/01	2:06	606	68.12	11.38		

VP1

3/13/01	2:08	608	68.12	11.385		
3/13/01	2:10	610	68.12	11.385		
3/13/01	2:12	612	68.12	11.389		
3/13/01	2:14	614	68.12	11.389		
3/13/01	2:16	616	68.12	11.387		
3/13/01	2:18	618	68.12	11.389		
3/13/01	2:20	620	68.12	11.392		
3/13/01	2:22	622	68.12	11.394		
3/13/01	2:24	624	68.12	11.396		
3/13/01	2:26	626	68.12	11.396		
3/13/01	2:28	628	68.12	11.396		
3/13/01	2:30	630	68.12	11.396		
3/13/01	2:32	632	68.12	11.398		
3/13/01	2:34	634	68.12	11.398		
3/13/01	2:36	636	68.12	11.396		
3/13/01	2:38	638	68.12	11.394		
3/13/01	2:40	640	68.12	11.394		
3/13/01	2:42	642	68.12	11.389		
3/13/01	2:44	644	68.12	11.38		
3/13/01	2:46	646	68.12	11.383		
3/13/01	2:48	648	68.12	11.392		
3/13/01	2:50	650	68.12	11.394		
3/13/01	2:52	652	68.12	11.394		
3/13/01	2:54	654	68.14	11.387		
3/13/01	2:56	656	68.14	11.382		
3/13/01	2:58	658	68.14	11.382		
3/13/01	3:00	660	68.14	11.382		
3/13/01	3:02	662	68.14	11.382		
3/13/01	3:04	664	68.14	11.384		
3/13/01	3:06	666	68.14	11.384		
3/13/01	3:08	668	68.14	11.384		
3/13/01	3:10	670	68.14	11.387		
3/13/01	3:12	672	68.14	11.387		
3/13/01	3:14	674	68.14	11.387		
3/13/01	3:16	676	68.14	11.382		
3/13/01	3:18	678	68.14	11.382		
3/13/01	3:20	680	68.14	11.384		
3/13/01	3:22	682	68.14	11.389		
3/13/01	3:24	684	68.14	11.389		
3/13/01	3:26	686	68.14	11.375		
3/13/01	3:28	688	68.14	11.373		
3/13/01	3:30	690	68.14	11.368		
3/13/01	3:32	692	68.14	11.366		
3/13/01	3:34	694	68.14	11.366		
3/13/01	3:36	696	68.14	11.366		
3/13/01	3:38	698	68.14	11.364		
3/13/01	3:40	700	68.14	11.364		
3/13/01	3:42	702	68.14	11.364		
3/13/01	3:44	704	68.14	11.362		

VP1

3/13/01	3:46	706	68.14	11.359		
3/13/01	3:48	708	68.14	11.362		
3/13/01	3:50	710	68.14	11.364		
3/13/01	3:52	712	68.14	11.375		
3/13/01	3:54	714	68.14	11.375		
3/13/01	3:56	716	68.14	11.373		
3/13/01	3:58	718	68.14	11.373		
3/13/01	4:00	720	68.14	11.373		
3/13/01	4:02	722	68.14	11.368		
3/13/01	4:04	724	68.14	11.364		
3/13/01	4:06	726	68.14	11.366		
3/13/01	4:08	728	68.14	11.368		
3/13/01	4:10	730	68.14	11.371		
3/13/01	4:12	732	68.14	11.373		
3/13/01	4:14	734	68.14	11.375		
3/13/01	4:16	736	68.14	11.375		
3/13/01	4:18	738	68.14	11.38		
3/13/01	4:20	740	68.14	11.382		
3/13/01	4:22	742	68.12	11.383		
3/13/01	4:24	744	68.14	11.382		
3/13/01	4:26	746	68.14	11.384		
3/13/01	4:28	748	68.14	11.382		
3/13/01	4:30	750	68.14	11.384		
3/13/01	4:32	752	68.14	11.378		
3/13/01	4:34	754	68.14	11.373		
3/13/01	4:36	756	68.14	11.368		
3/13/01	4:38	758	68.14	11.373		
3/13/01	4:40	760	68.14	11.375		
3/13/01	4:42	762	68.14	11.378		
3/13/01	4:44	764	68.14	11.38		
3/13/01	4:46	766	68.14	11.38		
3/13/01	4:48	768	68.14	11.38		
3/13/01	4:50	770	68.14	11.378		
3/13/01	4:52	772	68.14	11.378		
3/13/01	4:54	774	68.14	11.378		
3/13/01	4:56	776	68.14	11.375		
3/13/01	4:58	778	68.14	11.378		
3/13/01	5:00	780	68.14	11.378		
3/13/01	5:02	782	68.14	11.375		
3/13/01	5:04	784	68.14	11.375		
3/13/01	5:06	786	68.14	11.375		
3/13/01	5:08	788	68.14	11.373		
3/13/01	5:10	790	68.14	11.375		
3/13/01	5:12	792	68.14	11.375		
3/13/01	5:14	794	68.14	11.373		
3/13/01	5:16	796	68.14	11.373		
3/13/01	5:18	798	68.14	11.373		
3/13/01	5:20	800	68.14	11.373		
3/13/01	5:22	802	68.14	11.373		

VP1

3/13/01	5:24	804	68.12	11.371		
3/13/01	5:26	806	68.12	11.369		
3/13/01	5:28	808	68.14	11.368		
3/13/01	5:30	810	68.12	11.371		
3/13/01	5:32	812	68.14	11.368		
3/13/01	5:34	814	68.12	11.371		
3/13/01	5:36	816	68.12	11.371		
3/13/01	5:38	818	68.14	11.373		
3/13/01	5:40	820	68.12	11.374		
3/13/01	5:42	822	68.12	11.374		
3/13/01	5:44	824	68.12	11.371		
3/13/01	5:46	826	68.12	11.374		
3/13/01	5:48	828	68.14	11.371		
3/13/01	5:50	830	68.14	11.371		
3/13/01	5:52	832	68.14	11.371		
3/13/01	5:54	834	68.14	11.368		
3/13/01	5:56	836	68.14	11.368		
3/13/01	5:58	838	68.14	11.368		
3/13/01	6:00	840	68.12	11.374		
3/13/01	6:02	842	68.14	11.375		
3/13/01	6:04	844	68.14	11.382		
3/13/01	6:06	846	68.14	11.382		
3/13/01	6:08	848	68.14	11.387		
3/13/01	6:10	850	68.14	11.389		
3/13/01	6:12	852	68.12	11.394		
3/13/01	6:14	854	68.12	11.389		
3/13/01	6:16	856	68.14	11.389		
3/13/01	6:18	858	68.12	11.392		
3/13/01	6:20	860	68.14	11.393		
3/13/01	6:22	862	68.12	11.396		
3/13/01	6:24	864	68.14	11.393		
3/13/01	6:26	866	68.14	11.396		
3/13/01	6:28	868	68.14	11.396		
3/13/01	6:30	870	68.12	11.396		
3/13/01	6:32	872	68.12	11.383		
3/13/01	6:34	874	68.14	11.371		
3/13/01	6:36	876	68.14	11.375		
3/13/01	6:38	878	68.14	11.382		
3/13/01	6:40	880	68.14	11.371		
3/13/01	6:42	882	68.14	11.357		
3/13/01	6:44	884	68.14	11.355		
3/13/01	6:46	886	68.14	11.355		
3/13/01	6:48	888	68.14	11.359		
3/13/01	6:50	890	68.14	11.362		
3/13/01	6:52	892	68.12	11.355		
3/13/01	6:54	894	68.12	11.367		
3/13/01	6:56	896	68.12	11.374		
3/13/01	6:58	898	68.14	11.378		
3/13/01	7:00	900	68.14	11.384		

3/13/01	7:02	902	68.14	11.387		
3/13/01	7:04	904	68.14	11.389		
3/13/01	7:06	906	68.14	11.389		
3/13/01	7:08	908	68.12	11.383		
3/13/01	7:10	910	68.12	11.385		
3/13/01	7:12	912	68.12	11.383		
3/13/01	7:14	914	68.12	11.383		
3/13/01	7:16	916	68.12	11.389		
3/13/01	7:18	918	68.12	11.389		
3/13/01	7:20	920	68.12	11.385		
3/13/01	7:22	922	68.12	11.383		
3/13/01	7:24	924	68.12	11.383		
3/13/01	7:26	926	68.12	11.38		
3/13/01	7:28	928	68.12	11.378		
3/13/01	7:30	930	68.12	11.383		
3/13/01	7:32	932	68.09	11.385		
3/13/01	7:34	934	68.09	11.381		
3/13/01	7:36	936	68.09	11.376		
3/13/01	7:38	938	68.09	11.376		
3/13/01	7:40	940	68.12	11.383		
3/13/01	7:42	942	68.12	11.38		
3/13/01	7:44	944	68.09	11.379		
3/13/01	7:46	946	68.09	11.379		
3/13/01	7:48	948	68.09	11.381		
3/13/01	7:50	950	68.09	11.383		
3/13/01	7:52	952	68.09	11.376		
3/13/01	7:54	954	68.09	11.374		
3/13/01	7:56	956	68.09	11.376		
3/13/01	7:58	958	68.09	11.376		
3/13/01	8:00	960	68.09	11.376		
3/13/01	8:02	962	68.09	11.383		
3/13/01	8:04	964	68.09	11.376		
3/13/01	8:06	966	68.09	11.372		
3/13/01	8:08	968	68.09	11.367		
3/13/01	8:10	970	68.09	11.374		
3/13/01	8:12	972	68.09	11.374		
3/13/01	8:14	974	68.09	11.372		
3/13/01	8:16	976	68.09	11.376		
3/13/01	8:18	978	68.09	11.381		
3/13/01	8:20	980	68.09	11.385		
3/13/01	8:22	982	68.09	11.383		
3/13/01	8:24	984	68.09	11.383		
3/13/01	8:26	986	68.09	11.385		
3/13/01	8:28	988	68.09	11.39		
3/13/01	8:30	990	68.09	11.388		
3/13/01	8:32	992	68.09	11.392		
3/13/01	8:34	994	68.09	11.392		
3/13/01	8:36	996	68.09	11.39		
3/13/01	8:38	998	68.09	11.385		

VP1

3/13/01	8:40	1000	68.09	11.394		
3/13/01	8:42	1002	68.09	11.403		
3/13/01	8:44	1004	68.09	11.406		
3/13/01	8:46	1006	68.09	11.394		
3/13/01	8:48	1008	68.09	11.381		
3/13/01	8:50	1010	68.09	11.369		
3/13/01	8:52	1012	68.09	11.379		
3/13/01	8:54	1014	68.09	11.381		
3/13/01	8:56	1016	68.09	11.383		
3/13/01	8:58	1018	68.12	11.385		
3/13/01	9:00	1020	68.12	11.385		
3/13/01	9:02	1022	68.12	11.387		
3/13/01	9:04	1024	68.12	11.389		
3/13/01	9:06	1026	68.12	11.394		
3/13/01	9:08	1028	68.12	11.392		
3/13/01	9:10	1030	68.12	11.389		
3/13/01	9:12	1032	68.12	11.392		
3/13/01	9:14	1034	68.12	11.394		
3/13/01	9:16	1036	68.12	11.396		
3/13/01	9:18	1038	68.12	11.398		
3/13/01	9:20	1040	68.12	11.398		
3/13/01	9:22	1042	68.12	11.396		
3/13/01	9:24	1044	68.12	11.398		
3/13/01	9:26	1046	68.12	11.398		
3/13/01	9:28	1048	68.12	11.401		
3/13/01	9:30	1050	68.12	11.403		
3/13/01	9:32	1052	68.12	11.403		
3/13/01	9:34	1054	68.12	11.401		
3/13/01	9:36	1056	68.12	11.401		
3/13/01	9:38	1058	68.12	11.403		
3/13/01	9:40	1060	68.12	11.405		
3/13/01	9:42	1062	68.12	11.405		
3/13/01	9:44	1064	68.12	11.403		
3/13/01	9:46	1066	68.12	11.405		
3/13/01	9:48	1068	68.12	11.426		
3/13/01	9:50	1070	68.12	11.428		
3/13/01	9:52	1072	68.12	11.419		
3/13/01	9:54	1074	68.12	11.417		
3/13/01	9:56	1076	68.12	11.412		
3/13/01	9:58	1078	68.12	11.405		
3/13/01	10:00	1080	68.12	11.401		
3/13/01	10:02	1082	68.14	11.384		
3/13/01	10:04	1084	68.14	11.375		
3/13/01	10:06	1086	68.14	11.371		
3/13/01	10:08	1088	68.14	11.364		
3/13/01	10:10	1090	68.14	11.362		
3/13/01	10:12	1092	68.14	11.355		
3/13/01	10:14	1094	68.14	11.353		
3/13/01	10:16	1096	68.12	11.353		

VP1

3/13/01	10:18	1098	68.14	11.353		
3/13/01	10:20	1100	68.14	11.353		
3/13/01	10:22	1102	68.14	11.357		
3/13/01	10:24	1104	68.14	11.35		
3/13/01	10:26	1106	68.14	11.35		
3/13/01	10:28	1108	68.14	11.355		
3/13/01	10:30	1110	68.12	11.351		
3/13/01	10:32	1112	68.14	11.353		
3/13/01	10:34	1114	68.14	11.359		
3/13/01	10:36	1116	68.14	11.362		
3/13/01	10:38	1118	68.14	11.366		
3/13/01	10:40	1120	68.14	11.368		
3/13/01	10:42	1122	68.12	11.371		
3/13/01	10:44	1124	68.14	11.375		
3/13/01	10:46	1126	68.12	11.378		
3/13/01	10:48	1128	68.12	11.38		
3/13/01	10:50	1130	68.12	11.385		
3/13/01	10:52	1132	68.12	11.385		
3/13/01	10:54	1134	68.12	11.385		
3/13/01	10:56	1136	68.12	11.383		
3/13/01	10:58	1138	68.12	11.383		
3/13/01	11:00	1140	68.12	11.385		
3/13/01	11:02	1142	68.12	11.385		
3/13/01	11:04	1144	68.12	11.387		
3/13/01	11:06	1146	68.12	11.389		
3/13/01	11:08	1148	68.12	11.389		
3/13/01	11:10	1150	68.12	11.389		
3/13/01	11:12	1152	68.12	11.389		
3/13/01	11:14	1154	68.12	11.389		
3/13/01	11:16	1156	68.12	11.389		
3/13/01	11:18	1158	68.12	11.392		
3/13/01	11:20	1160	68.12	11.394		
3/13/01	11:22	1162	68.12	11.392		
3/13/01	11:24	1164	68.12	11.392		
3/13/01	11:26	1166	68.12	11.392		
3/13/01	11:28	1168	68.12	11.389		
3/13/01	11:30	1170	68.14	11.391		
3/13/01	11:32	1172	68.12	11.392		
3/13/01	11:34	1174	68.12	11.394		
3/13/01	11:36	1176	68.14	11.371		
3/13/01	11:38	1178	68.14	11.355		
3/13/01	11:40	1180	68.14	11.341		
3/13/01	11:42	1182	68.14	11.341		
3/13/01	11:44	1184	68.14	11.344		
3/13/01	11:46	1186	68.14	11.334		
3/13/01	11:48	1188	68.14	11.328		
3/13/01	11:50	1190	68.14	11.321		
3/13/01	11:52	1192	68.14	11.314		
3/13/01	11:54	1194	68.14	11.31		

VP1

3/13/01	11:56	1196	68.14	11.305		
3/13/01	11:58	1198	68.14	11.303		
3/13/01	12:00	1200	68.14	11.305		
3/13/01	12:02	1202	68.16	11.3		
3/13/01	12:04	1204	68.14	11.3		
3/13/01	12:06	1206	68.16	11.298		
3/13/01	12:08	1208	68.16	11.293		
3/13/01	12:10	1210	68.16	11.291		
3/13/01	12:12	1212	68.14	11.289		
3/13/01	12:14	1214	68.14	11.291		
3/13/01	12:16	1216	68.16	11.286		
3/13/01	12:18	1218	68.16	11.286		
3/13/01	12:20	1220	68.14	11.291		
3/13/01	12:22	1222	68.14	11.294		
3/13/01	12:24	1224	68.14	11.296		
3/13/01	12:26	1226	68.14	11.298		
3/13/01	12:28	1228	68.14	11.294		
3/13/01	12:30	1230	68.14	11.3		
3/13/01	12:32	1232	68.14	11.298		
3/13/01	12:34	1234	68.14	11.291		
3/13/01	12:36	1236	68.14	11.298		
3/13/01	12:38	1238	68.14	11.3		
3/13/01	12:40	1240	68.14	11.307		
3/13/01	12:42	1242	68.14	11.312		
3/13/01	12:44	1244	68.12	11.312		
3/13/01	12:46	1246	68.14	11.312		
3/13/01	12:48	1248	68.12	11.315		
3/13/01	12:50	1250	68.14	11.323		
3/13/01	12:52	1252	68.14	11.325		
3/13/01	12:54	1254	68.14	11.323		
3/13/01	12:56	1256	68.14	11.321		
3/13/01	12:58	1258	68.14	11.321		
3/13/01	13:00	1260	68.14	11.321		
3/13/01	13:02	1262	68.14	11.319		
3/13/01	13:04	1264	68.14	11.319		
3/13/01	13:06	1266	68.14	11.316		
3/13/01	13:08	1268	68.14	11.319		
3/13/01	13:10	1270	68.14	11.316		
3/13/01	13:12	1272	68.14	11.316		
3/13/01	13:14	1274	68.14	11.323		
3/13/01	13:16	1276	68.14	11.325		
3/13/01	13:18	1278	68.14	11.328		
3/13/01	13:20	1280	68.14	11.332		
3/13/01	13:22	1282	68.14	11.334		
3/13/01	13:24	1284	68.14	11.337		
3/13/01	13:26	1286	68.14	11.334		
3/13/01	13:28	1288	68.14	11.334		
3/13/01	13:30	1290	68.14	11.332		
3/13/01	13:32	1292	68.14	11.332		

3/13/01	13:34	1294	68.14	11.353		
3/13/01	13:36	1296	68.14	11.341		
3/13/01	13:38	1298	68.14	11.339		
3/13/01	13:40	1300	68.14	11.341		
3/13/01	13:42	1302	68.14	11.339		
3/13/01	13:44	1304	68.16	11.341		
3/13/01	13:46	1306	68.16	11.341		
3/13/01	13:48	1308	68.16	11.345		
3/13/01	13:50	1310	68.16	11.345		
3/13/01	13:52	1312	68.16	11.348		
3/13/01	13:54	1314	68.16	11.35		
3/13/01	13:56	1316	68.16	11.352		
3/13/01	13:58	1318	68.16	11.352		
3/13/01	14:00	1320	68.16	11.354		
3/13/01	14:02	1322	68.16	11.377		
3/13/01	14:04	1324	68.16	11.363		
3/13/01	14:06	1326	68.16	11.357		
3/13/01	14:08	1328	68.16	11.35		
3/13/01	14:10	1330	68.16	11.341		
3/13/01	14:12	1332	68.16	11.334		
3/13/01	14:14	1334	68.16	11.341		
3/13/01	14:16	1336	68.16	11.352		
3/13/01	14:18	1338	68.16	11.354		
3/13/01	14:20	1340	68.16	11.348		
3/13/01	14:22	1342	68.16	11.343		
3/13/01	14:24	1344	68.16	11.339		
3/13/01	14:26	1346	68.16	11.341		
3/13/01	14:28	1348	68.16	11.343		
3/13/01	14:30	1350	68.16	11.345		
3/13/01	14:32	1352	68.16	11.35		
3/13/01	14:34	1354	68.16	11.35		
3/13/01	14:36	1356	68.16	11.352		
3/13/01	14:38	1358	68.16	11.348		
3/13/01	14:40	1360	68.16	11.348		
3/13/01	14:42	1362	68.16	11.345		
3/13/01	14:44	1364	68.16	11.348		
3/13/01	14:46	1366	68.16	11.345		
3/13/01	14:48	1368	68.16	11.348		
3/13/01	14:50	1370	68.16	11.35		
3/13/01	14:52	1372	68.16	11.345		
3/13/01	14:54	1374	68.16	11.345		
3/13/01	14:56	1376	68.16	11.348		
3/13/01	14:58	1378	68.16	11.348		
3/13/01	15:00	1380	68.16	11.348		
3/13/01	15:02	1382	68.16	11.343		
3/13/01	15:04	1384	68.16	11.343		
3/13/01	15:06	1386	68.16	11.341		
3/13/01	15:08	1388	68.16	11.341		
3/13/01	15:10	1390	68.16	11.341		

VP1

3/13/01	15:12	1392	68.16	11.339		
3/13/01	15:14	1394	68.16	11.341		
3/13/01	15:16	1396	68.16	11.343		
3/13/01	15:18	1398	68.18	11.343		
3/13/01	15:20	1400	68.18	11.343		
3/13/01	15:22	1402	68.18	11.345		
3/13/01	15:24	1404	68.18	11.345		
3/13/01	15:26	1406	68.18	11.347		
3/13/01	15:28	1408	68.18	11.345		
3/13/01	15:30	1410	68.16	11.379		
3/13/01	15:32	1412	68.18	11.392		
3/13/01	15:34	1414	68.16	11.386		
3/13/01	15:36	1416	68.16	11.377		
3/13/01	15:38	1418	68.16	11.37		
3/13/01	15:40	1420	68.18	11.363		
3/13/01	15:42	1422	68.18	11.361		
3/13/01	15:44	1424	68.16	11.359		
3/13/01	15:46	1426	68.16	11.359		
3/13/01	15:48	1428	68.16	11.357		
3/13/01	15:50	1430	68.16	11.352		
3/13/01	15:52	1432	68.18	11.347		
3/13/01	15:54	1434	68.16	11.343		
3/13/01	15:56	1436	68.16	11.341		
3/13/01	15:58	1438	68.16	11.334		
3/13/01	16:00	1440	68.16	11.329		
3/13/01	16:02	1442	68.16	11.334		
3/13/01	16:04	1444	68.16	11.334		
3/13/01	16:06	1446	68.16	11.336		
3/13/01	16:08	1448	68.16	11.334		
3/13/01	16:10	1450	68.16	11.339		
3/13/01	16:12	1452	68.16	11.336		
3/13/01	16:14	1454	68.18	11.334		
3/13/01	16:16	1456	68.18	11.336		
3/13/01	16:18	1458	68.18	11.34		
3/13/01	16:20	1460	68.18	11.34		
3/13/01	16:22	1462	68.16	11.336		
3/13/01	16:24	1464	68.16	11.334		
3/13/01	16:26	1466	68.16	11.334		
3/13/01	16:28	1468	68.16	11.339		
3/13/01	16:30	1470	68.18	11.336		
3/13/01	16:32	1472	68.16	11.334		
3/13/01	16:34	1474	68.16	11.334		
3/13/01	16:36	1476	68.16	11.334		
3/13/01	16:38	1478	68.16	11.334		
3/13/01	16:40	1480	68.16	11.336		
3/13/01	16:42	1482	68.16	11.334		
3/13/01	16:44	1484	68.16	11.332		
3/13/01	16:46	1486	68.16	11.332		
3/13/01	16:48	1488	68.16	11.332		

VP1

3/13/01	16:50	1490	68.16	11.334		
3/13/01	16:52	1492	68.16	11.332		
3/13/01	16:54	1494	68.16	11.327		
3/13/01	16:56	1496	68.16	11.327		
3/13/01	16:58	1498	68.16	11.329		
3/13/01	17:00	1500	68.16	11.327		
3/13/01	17:02	1502	68.16	11.325		
3/13/01	17:04	1504	68.16	11.325		
3/13/01	17:06	1506	68.16	11.323		
3/13/01	17:08	1508	68.16	11.32		
3/13/01	17:10	1510	68.16	11.323		
3/13/01	17:12	1512	68.16	11.329		
3/13/01	17:14	1514	68.16	11.382		
3/13/01	17:16	1516	68.16	11.416		
3/13/01	17:18	1518	68.16	11.454		
3/13/01	17:20	1520	68.16	11.488		
3/13/01	17:22	1522	68.16	11.472		
3/13/01	17:24	1524	68.16	11.436		
3/13/01	17:26	1526	68.16	11.416		
3/13/01	17:28	1528	68.16	11.402		
3/13/01	17:30	1530	68.16	11.391		
3/13/01	17:32	1532	68.16	11.379		
3/13/01	17:34	1534	68.16	11.373		
3/13/01	17:36	1536	68.18	11.368		
3/13/01	17:38	1538	68.18	11.361		
3/13/01	17:40	1540	68.18	11.356		
3/13/01	17:42	1542	68.18	11.352		
3/13/01	17:44	1544	68.18	11.349		
3/13/01	17:46	1546	68.18	11.347		
3/13/01	17:48	1548	68.18	11.343		
3/13/01	17:50	1550	68.18	11.34		
3/13/01	17:52	1552	68.18	11.338		
3/13/01	17:54	1554	68.18	11.336		
3/13/01	17:56	1556	68.18	11.334		
3/13/01	17:58	1558	68.18	11.331		
3/13/01	18:00	1560	68.18	11.329		
3/13/01	18:02	1562	68.18	11.327		
3/13/01	18:04	1564	68.18	11.327		
3/13/01	18:06	1566	68.21	11.324		
3/13/01	18:08	1568	68.21	11.322		
3/13/01	18:10	1570	68.21	11.319		
3/13/01	18:12	1572	68.21	11.317		
3/13/01	18:14	1574	68.21	11.319		
3/13/01	18:16	1576	68.21	11.322		
3/13/01	18:18	1578	68.21	11.322		
3/13/01	18:20	1580	68.21	11.317		
3/13/01	18:22	1582	68.21	11.315		
3/13/01	18:24	1584	68.21	11.322		
3/13/01	18:26	1586	68.21	11.317		

VP1

3/13/01	18:28	1588	68.21	11.315		
3/13/01	18:30	1590	68.18	11.315		
3/13/01	18:32	1592	68.21	11.315		
3/13/01	18:34	1594	68.18	11.313		
3/13/01	18:36	1596	68.18	11.315		
3/13/01	18:38	1598	68.18	11.313		
3/13/01	18:40	1600	68.18	11.315		
3/13/01	18:42	1602	68.18	11.318		
3/13/01	18:44	1604	68.18	11.32		
3/13/01	18:46	1606	68.21	11.317		
3/13/01	18:48	1608	68.18	11.363		
3/13/01	18:50	1610	68.21	11.385		
3/13/01	18:52	1612	68.18	11.374		
3/13/01	18:54	1614	68.18	11.361		
3/13/01	18:56	1616	68.18	11.349		
3/13/01	18:58	1618	68.18	11.343		
3/13/01	19:00	1620	68.18	11.34		
3/13/01	19:02	1622	68.18	11.336		
3/13/01	19:04	1624	68.18	11.329		
3/13/01	19:06	1626	68.18	11.324		
3/13/01	19:08	1628	68.16	11.327		
3/13/01	19:10	1630	68.16	11.325		
3/13/01	19:12	1632	68.18	11.32		
3/13/01	19:14	1634	68.18	11.32		
3/13/01	19:16	1636	68.18	11.318		
3/13/01	19:18	1638	68.18	11.315		
3/13/01	19:20	1640	68.18	11.318		
3/13/01	19:22	1642	68.18	11.32		
3/13/01	19:24	1644	68.18	11.32		
3/13/01	19:26	1646	68.18	11.315		
3/13/01	19:28	1648	68.16	11.314		
3/13/01	19:30	1650	68.18	11.313		
3/13/01	19:32	1652	68.18	11.315		
3/13/01	19:34	1654	68.18	11.318		
3/13/01	19:36	1656	68.18	11.32		
3/13/01	19:38	1658	68.18	11.32		
3/13/01	19:40	1660	68.18	11.32		
3/13/01	19:42	1662	68.18	11.318		
3/13/01	19:44	1664	68.18	11.315		
3/13/01	19:46	1666	68.18	11.313		
3/13/01	19:48	1668	68.18	11.313		
3/13/01	19:50	1670	68.18	11.313		
3/13/01	19:52	1672	68.18	11.313		
3/13/01	19:54	1674	68.18	11.311		
3/13/01	19:56	1676	68.18	11.311		
3/13/01	19:58	1678	68.18	11.315		
3/13/01	20:00	1680	68.18	11.315		
3/13/01	20:02	1682	68.18	11.315		
3/13/01	20:04	1684	68.18	11.311		

VP1

3/13/01	20:06	1686	68.18	11.311		
3/13/01	20:08	1688	68.18	11.311		
3/13/01	20:10	1690	68.18	11.315		
3/13/01	20:12	1692	68.18	11.313		
3/13/01	20:14	1694	68.18	11.309		
3/13/01	20:16	1696	68.18	11.309		
3/13/01	20:18	1698	68.21	11.326		
3/13/01	20:20	1700	68.18	11.338		
3/13/01	20:22	1702	68.21	11.338		
3/13/01	20:24	1704	68.21	11.331		
3/13/01	20:26	1706	68.21	11.326		
3/13/01	20:28	1708	68.21	11.322		
3/13/01	20:30	1710	68.21	11.301		
3/13/01	20:32	1712	68.21	11.297		
3/13/01	20:34	1714	68.21	11.299		
3/13/01	20:36	1716	68.21	11.297		
3/13/01	20:38	1718	68.21	11.299		
3/13/01	20:40	1720	68.21	11.301		
3/13/01	20:42	1722	68.21	11.301		
3/13/01	20:44	1724	68.21	11.304		
3/13/01	20:46	1726	68.18	11.304		
3/13/01	20:48	1728	68.21	11.308		
3/13/01	20:50	1730	68.18	11.309		
3/13/01	20:52	1732	68.21	11.31		
3/13/01	20:54	1734	68.18	11.306		
3/13/01	20:56	1736	68.18	11.306		
3/13/01	20:58	1738	68.18	11.331		
3/13/01	21:00	1740	68.18	11.331		
3/13/01	21:02	1742	68.18	11.327		
3/13/01	21:04	1744	68.18	11.322		
3/13/01	21:06	1746	68.18	11.32		
3/13/01	21:08	1748	68.18	11.318		
3/13/01	21:10	1750	68.18	11.318		
3/13/01	21:12	1752	68.18	11.315		
3/13/01	21:14	1754	68.18	11.313		
3/13/01	21:16	1756	68.18	11.295		
3/13/01	21:18	1758	68.21	11.292		
3/13/01	21:20	1760	68.18	11.293		
3/13/01	21:22	1762	68.21	11.297		
3/13/01	21:24	1764	68.21	11.299		
3/13/01	21:26	1766	68.21	11.299		
3/13/01	21:28	1768	68.21	11.301		
3/13/01	21:30	1770	68.21	11.301		
3/13/01	21:32	1772	68.21	11.301		
3/13/01	21:34	1774	68.21	11.304		
3/13/01	21:36	1776	68.21	11.304		
3/13/01	21:38	1778	68.18	11.304		
3/13/01	21:40	1780	68.18	11.304		
3/13/01	21:42	1782	68.18	11.302		

VP1

3/13/01	21:44	1784	68.18	11.302		
3/13/01	21:46	1786	68.18	11.302		
3/13/01	21:48	1788	68.18	11.304		
3/13/01	21:50	1790	68.21	11.304		
3/13/01	21:52	1792	68.18	11.304		
3/13/01	21:54	1794	68.18	11.304		
3/13/01	21:56	1796	68.18	11.304		
3/13/01	21:58	1798	68.18	11.304		
3/13/01	22:00	1800	68.18	11.304		
3/13/01	22:02	1802	68.18	11.304		
3/13/01	22:04	1804	68.18	11.304		
3/13/01	22:06	1806	68.18	11.304		
3/13/01	22:08	1808	68.18	11.309		
3/13/01	22:10	1810	68.18	11.309		
3/13/01	22:12	1812	68.18	11.306		
3/13/01	22:14	1814	68.18	11.304		
3/13/01	22:16	1816	68.18	11.304		
3/13/01	22:18	1818	68.18	11.304		
3/13/01	22:20	1820	68.18	11.304		
3/13/01	22:22	1822	68.18	11.304		
3/13/01	22:24	1824	68.18	11.304		
3/13/01	22:26	1826	68.18	11.304		
3/13/01	22:28	1828	68.18	11.304		
3/13/01	22:30	1830	68.18	11.302		
3/13/01	22:32	1832	68.21	11.301		
3/13/01	22:34	1834	68.21	11.301		
3/13/01	22:36	1836	68.21	11.301		
3/13/01	22:38	1838	68.21	11.301		
3/13/01	22:40	1840	68.21	11.301		
3/13/01	22:42	1842	68.18	11.3		
3/13/01	22:44	1844	68.21	11.299		
3/13/01	22:46	1846	68.18	11.3		
3/13/01	22:48	1848	68.21	11.299		
3/13/01	22:50	1850	68.18	11.3		
3/13/01	22:52	1852	68.21	11.299		
3/13/01	22:54	1854	68.21	11.299		
3/13/01	22:56	1856	68.21	11.299		
3/13/01	22:58	1858	68.21	11.299		
3/13/01	23:00	1860	68.21	11.301		
3/13/01	23:02	1862	68.21	11.299		
3/13/01	23:04	1864	68.21	11.299		
3/13/01	23:06	1866	68.21	11.301		
3/13/01	23:08	1868	68.21	11.297		
3/13/01	23:10	1870	68.21	11.297		
3/13/01	23:12	1872	68.21	11.297		
3/13/01	23:14	1874	68.21	11.295		
3/13/01	23:16	1876	68.21	11.297		
3/13/01	23:18	1878	68.21	11.297		
3/13/01	23:20	1880	68.21	11.297		

VP1

3/13/01	23:22	1882	68.21	11.297		
3/13/01	23:24	1884	68.21	11.297		
3/13/01	23:26	1886	68.21	11.297		
3/13/01	23:28	1888	68.21	11.297		
3/13/01	23:30	1890	68.21	11.297		
3/13/01	23:32	1892	68.18	11.297		
3/13/01	23:34	1894	68.21	11.297		
3/13/01	23:36	1896	68.21	11.297		
3/13/01	23:38	1898	68.21	11.297		
3/13/01	23:40	1900	68.18	11.297		
3/13/01	23:42	1902	68.18	11.295		
3/13/01	23:44	1904	68.21	11.295		
3/13/01	23:46	1906	68.21	11.295		
3/13/01	23:48	1908	68.21	11.297		
3/13/01	23:50	1910	68.21	11.295		
3/13/01	23:52	1912	68.18	11.295		
3/13/01	23:54	1914	68.21	11.295		
3/13/01	23:56	1916	68.21	11.295		
3/13/01	23:58	1918	68.21	11.295		
3/14/01	0:00	1920	68.21	11.297		
3/14/01	0:02	1922	68.21	11.297		
3/14/01	0:04	1924	68.21	11.297		
3/14/01	0:06	1926	68.18	11.297		
3/14/01	0:08	1928	68.18	11.297		
3/14/01	0:10	1930	68.18	11.295		
3/14/01	0:12	1932	68.18	11.295		
3/14/01	0:14	1934	68.18	11.295		
3/14/01	0:16	1936	68.18	11.295		
3/14/01	0:18	1938	68.18	11.293		
3/14/01	0:20	1940	68.18	11.295		
3/14/01	0:22	1942	68.18	11.293		
3/14/01	0:24	1944	68.18	11.295		
3/14/01	0:26	1946	68.18	11.293		
3/14/01	0:28	1948	68.18	11.293		
3/14/01	0:30	1950	68.18	11.293		
3/14/01	0:32	1952	68.18	11.29		
3/14/01	0:34	1954	68.18	11.29		
3/14/01	0:36	1956	68.18	11.288		
3/14/01	0:38	1958	68.18	11.288		
3/14/01	0:40	1960	68.18	11.288		
3/14/01	0:42	1962	68.18	11.288		
3/14/01	0:44	1964	68.18	11.286		
3/14/01	0:46	1966	68.18	11.288		
3/14/01	0:48	1968	68.18	11.29		
3/14/01	0:50	1970	68.18	11.29		
3/14/01	0:52	1972	68.18	11.29		
3/14/01	0:54	1974	68.18	11.288		
3/14/01	0:56	1976	68.18	11.29		
3/14/01	0:58	1978	68.18	11.288		

VP1

3/14/01	1:00	1980	68.21	11.288		
3/14/01	1:02	1982	68.21	11.288		
3/14/01	1:04	1984	68.18	11.288		
3/14/01	1:06	1986	68.18	11.288		
3/14/01	1:08	1988	68.18	11.286		
3/14/01	1:10	1990	68.18	11.286		
3/14/01	1:12	1992	68.21	11.285		
3/14/01	1:14	1994	68.21	11.288		
3/14/01	1:16	1996	68.21	11.288		
3/14/01	1:18	1998	68.21	11.285		
3/14/01	1:20	2000	68.18	11.286		
3/14/01	1:22	2002	68.18	11.286		
3/14/01	1:24	2004	68.18	11.284		
3/14/01	1:26	2006	68.18	11.284		
3/14/01	1:28	2008	68.18	11.286		
3/14/01	1:30	2010	68.18	11.288		
3/14/01	1:32	2012	68.18	11.288		
3/14/01	1:34	2014	68.18	11.288		
3/14/01	1:36	2016	68.18	11.288		
3/14/01	1:38	2018	68.18	11.288		
3/14/01	1:40	2020	68.21	11.288		
3/14/01	1:42	2022	68.21	11.288		
3/14/01	1:44	2024	68.21	11.29		
3/14/01	1:46	2026	68.18	11.288		
3/14/01	1:48	2028	68.21	11.288		
3/14/01	1:50	2030	68.18	11.29		
3/14/01	1:52	2032	68.18	11.288		
3/14/01	1:54	2034	68.18	11.29		
3/14/01	1:56	2036	68.18	11.29		
3/14/01	1:58	2038	68.18	11.288		
3/14/01	2:00	2040	68.18	11.286		
3/14/01	2:02	2042	68.18	11.286		
3/14/01	2:04	2044	68.18	11.284		
3/14/01	2:06	2046	68.18	11.284		
3/14/01	2:08	2048	68.18	11.284		
3/14/01	2:10	2050	68.18	11.284		
3/14/01	2:12	2052	68.21	11.283		
3/14/01	2:14	2054	68.21	11.283		
3/14/01	2:16	2056	68.21	11.283		
3/14/01	2:18	2058	68.21	11.283		
3/14/01	2:20	2060	68.21	11.283		
3/14/01	2:22	2062	68.21	11.285		
3/14/01	2:24	2064	68.21	11.288		
3/14/01	2:26	2066	68.21	11.288		
3/14/01	2:28	2068	68.21	11.288		
3/14/01	2:30	2070	68.21	11.29		
3/14/01	2:32	2072	68.21	11.288		
3/14/01	2:34	2074	68.21	11.288		
3/14/01	2:36	2076	68.21	11.285		

3/14/01	2:38	2078	68.21	11.285			
3/14/01	2:40	2080	68.21	11.285			
3/14/01	2:42	2082	68.21	11.285			
3/14/01	2:44	2084	68.21	11.285			
3/14/01	2:46	2086	68.21	11.285			
3/14/01	2:48	2088	68.21	11.285			
3/14/01	2:50	2090	68.21	11.283			
3/14/01	2:52	2092	68.21	11.281			
3/14/01	2:54	2094	68.18	11.284			
3/14/01	2:56	2096	68.18	11.284			
3/14/01	2:58	2098	68.21	11.281			
3/14/01	3:00	2100	68.18	11.281			
3/14/01	3:02	2102	68.21	11.281			
3/14/01	3:04	2104	68.18	11.279			
3/14/01	3:06	2106	68.18	11.279			
3/14/01	3:08	2108	68.18	11.279			
3/14/01	3:10	2110	68.18	11.279			
3/14/01	3:12	2112	68.18	11.279			
3/14/01	3:14	2114	68.18	11.279			
3/14/01	3:16	2116	68.18	11.279			
3/14/01	3:18	2118	68.18	11.277			
3/14/01	3:20	2120	68.18	11.277			
3/14/01	3:22	2122	68.18	11.277			
3/14/01	3:24	2124	68.18	11.277			
3/14/01	3:26	2126	68.18	11.277			
3/14/01	3:28	2128	68.21	11.276			
3/14/01	3:30	2130	68.21	11.276			
3/14/01	3:32	2132	68.21	11.279			
3/14/01	3:34	2134	68.21	11.279			
3/14/01	3:36	2136	68.21	11.279			
3/14/01	3:38	2138	68.21	11.276			
3/14/01	3:40	2140	68.21	11.279			
3/14/01	3:42	2142	68.21	11.279			
3/14/01	3:44	2144	68.21	11.279			
3/14/01	3:46	2146	68.21	11.279			
3/14/01	3:48	2148	68.18	11.279			
3/14/01	3:50	2150	68.18	11.275			
3/14/01	3:52	2152	68.18	11.272			
3/14/01	3:54	2154	68.18	11.272			
3/14/01	3:56	2156	68.18	11.272			
3/14/01	3:58	2158	68.21	11.272			
3/14/01	4:00	2160	68.21	11.27			
3/14/01	4:02	2162	68.21	11.27			
3/14/01	4:04	2164	68.21	11.27			
3/14/01	4:06	2166	68.21	11.272			
3/14/01	4:08	2168	68.21	11.27			
3/14/01	4:10	2170	68.21	11.27			
3/14/01	4:12	2172	68.21	11.274			
3/14/01	4:14	2174	68.21	11.272			

VP1

3/14/01	4:16	2176	68.21	11.27		
3/14/01	4:18	2178	68.21	11.27		
3/14/01	4:20	2180	68.21	11.272		
3/14/01	4:22	2182	68.21	11.27		
3/14/01	4:24	2184	68.21	11.27		
3/14/01	4:26	2186	68.21	11.27		
3/14/01	4:28	2188	68.21	11.27		
3/14/01	4:30	2190	68.21	11.27		
3/14/01	4:32	2192	68.21	11.272		
3/14/01	4:34	2194	68.21	11.27		
3/14/01	4:36	2196	68.21	11.27		
3/14/01	4:38	2198	68.21	11.27		
3/14/01	4:40	2200	68.21	11.27		
3/14/01	4:42	2202	68.21	11.267		
3/14/01	4:44	2204	68.21	11.27		
3/14/01	4:46	2206	68.21	11.27		
3/14/01	4:48	2208	68.21	11.27		
3/14/01	4:50	2210	68.21	11.27		
3/14/01	4:52	2212	68.21	11.267		
3/14/01	4:54	2214	68.21	11.27		
3/14/01	4:56	2216	68.21	11.267		
3/14/01	4:58	2218	68.21	11.267		
3/14/01	5:00	2220	68.21	11.267		
3/14/01	5:02	2222	68.21	11.267		
3/14/01	5:04	2224	68.21	11.267		
3/14/01	5:06	2226	68.21	11.267		
3/14/01	5:08	2228	68.21	11.267		
3/14/01	5:10	2230	68.21	11.267		
3/14/01	5:12	2232	68.21	11.267		
3/14/01	5:14	2234	68.21	11.267		
3/14/01	5:16	2236	68.21	11.265		
3/14/01	5:18	2238	68.21	11.267		
3/14/01	5:20	2240	68.21	11.267		
3/14/01	5:22	2242	68.21	11.267		
3/14/01	5:24	2244	68.21	11.265		
3/14/01	5:26	2246	68.21	11.265		
3/14/01	5:28	2248	68.21	11.265		
3/14/01	5:30	2250	68.21	11.265		
3/14/01	5:32	2252	68.21	11.265		
3/14/01	5:34	2254	68.21	11.265		
3/14/01	5:36	2256	68.21	11.265		
3/14/01	5:38	2258	68.21	11.265		
3/14/01	5:40	2260	68.21	11.265		
3/14/01	5:42	2262	68.21	11.265		
3/14/01	5:44	2264	68.18	11.263		
3/14/01	5:46	2266	68.18	11.266		
3/14/01	5:48	2268	68.18	11.266		
3/14/01	5:50	2270	68.18	11.263		
3/14/01	5:52	2272	68.18	11.266		

VP1

3/14/01	5:54	2274	68.16	11.264		
3/14/01	5:56	2276	68.18	11.263		
3/14/01	5:58	2278	68.18	11.263		
3/14/01	6:00	2280	68.18	11.263		
3/14/01	6:02	2282	68.18	11.266		
3/14/01	6:04	2284	68.18	11.263		
3/14/01	6:06	2286	68.18	11.263		
3/14/01	6:08	2288	68.18	11.263		
3/14/01	6:10	2290	68.18	11.266		
3/14/01	6:12	2292	68.18	11.263		
3/14/01	6:14	2294	68.18	11.266		
3/14/01	6:16	2296	68.18	11.263		
3/14/01	6:18	2298	68.18	11.263		
3/14/01	6:20	2300	68.18	11.261		
3/14/01	6:22	2302	68.18	11.263		
3/14/01	6:24	2304	68.18	11.263		
3/14/01	6:26	2306	68.18	11.261		
3/14/01	6:28	2308	68.18	11.261		
3/14/01	6:30	2310	68.18	11.261		
3/14/01	6:32	2312	68.18	11.261		
3/14/01	6:34	2314	68.18	11.261		
3/14/01	6:36	2316	68.18	11.259		
3/14/01	6:38	2318	68.18	11.259		
3/14/01	6:40	2320	68.18	11.259		
3/14/01	6:42	2322	68.18	11.259		
3/14/01	6:44	2324	68.18	11.259		
3/14/01	6:46	2326	68.18	11.259		
3/14/01	6:48	2328	68.18	11.259		
3/14/01	6:50	2330	68.18	11.261		
3/14/01	6:52	2332	68.18	11.261		
3/14/01	6:54	2334	68.18	11.261		
3/14/01	6:56	2336	68.18	11.259		
3/14/01	6:58	2338	68.18	11.259		
3/14/01	7:00	2340	68.18	11.259		
3/14/01	7:02	2342	68.18	11.261		
3/14/01	7:04	2344	68.18	11.263		
3/14/01	7:06	2346	68.18	11.259		
3/14/01	7:08	2348	68.18	11.259		
3/14/01	7:10	2350	68.18	11.261		
3/14/01	7:12	2352	68.18	11.268		
3/14/01	7:14	2354	68.18	11.268		
3/14/01	7:16	2356	68.18	11.261		
3/14/01	7:18	2358	68.18	11.259		
3/14/01	7:20	2360	68.18	11.256		
3/14/01	7:22	2362	68.18	11.259		
3/14/01	7:24	2364	68.18	11.256		
3/14/01	7:26	2366	68.18	11.256		
3/14/01	7:28	2368	68.18	11.259		
3/14/01	7:30	2370	68.21	11.261		

VP1

3/14/01	7:32	2372	68.21	11.256		
3/14/01	7:34	2374	68.21	11.256		
3/14/01	7:36	2376	68.21	11.254		
3/14/01	7:38	2378	68.21	11.258		
3/14/01	7:40	2380	68.21	11.261		
3/14/01	7:42	2382	68.21	11.258		
3/14/01	7:44	2384	68.21	11.256		
3/14/01	7:46	2386	68.21	11.256		
3/14/01	7:48	2388	68.21	11.251		
3/14/01	7:50	2390	68.21	11.251		
3/14/01	7:52	2392	68.21	11.251		
3/14/01	7:54	2394	68.21	11.254		
3/14/01	7:56	2396	68.18	11.252		
3/14/01	7:58	2398	68.18	11.252		
3/14/01	8:00	2400	68.21	11.254		
3/14/01	8:02	2402	68.21	11.27		
3/14/01	8:04	2404	68.21	11.308		
3/14/01	8:06	2406	68.21	11.306		
3/14/01	8:08	2408	68.21	11.292		
3/14/01	8:10	2410	68.21	11.281		
3/14/01	8:12	2412	68.21	11.272		
3/14/01	8:14	2414	68.21	11.267		
3/14/01	8:16	2416	68.21	11.263		
3/14/01	8:18	2418	68.21	11.261		
3/14/01	8:20	2420	68.21	11.258		
3/14/01	8:22	2422	68.21	11.254		
3/14/01	8:24	2424	68.23	11.251		
3/14/01	8:26	2426	68.23	11.251		
3/14/01	8:28	2428	68.23	11.258		
3/14/01	8:30	2430	68.23	11.26		
3/14/01	8:32	2432	68.23	11.258		
3/14/01	8:34	2434	68.23	11.258		
3/14/01	8:36	2436	68.23	11.258		
3/14/01	8:38	2438	68.23	11.251		
3/14/01	8:40	2440	68.23	11.246		
3/14/01	8:42	2442	68.23	11.244		
3/14/01	8:44	2444	68.23	11.244		
3/14/01	8:46	2446	68.23	11.242		
3/14/01	8:48	2448	68.23	11.24		
3/14/01	8:50	2450	68.21	11.247		
3/14/01	8:52	2452	68.21	11.242		
3/14/01	8:54	2454	68.21	11.242		
3/14/01	8:56	2456	68.21	11.24		
3/14/01	8:58	2458	68.21	11.242		
3/14/01	9:00	2460	68.21	11.242		
3/14/01	9:02	2462	68.23	11.242		
3/14/01	9:04	2464	68.23	11.24		
3/14/01	9:06	2466	68.23	11.24		
3/14/01	9:08	2468	68.23	11.24		

VP1

3/14/01	9:10	2470	68.23	11.242		
3/14/01	9:12	2472	68.23	11.237		
3/14/01	9:14	2474	68.21	11.24		
3/14/01	9:16	2476	68.21	11.238		
3/14/01	9:18	2478	68.21	11.238		
3/14/01	9:20	2480	68.21	11.24		
3/14/01	9:22	2482	68.21	11.238		
3/14/01	9:24	2484	68.21	11.238		
3/14/01	9:26	2486	68.21	11.238		
3/14/01	9:28	2488	68.21	11.238		
3/14/01	9:30	2490	68.21	11.24		
3/14/01	9:32	2492	68.21	11.238		
3/14/01	9:34	2494	68.23	11.237		
3/14/01	9:36	2496	68.23	11.24		
3/14/01	9:38	2498	68.21	11.238		
3/14/01	9:40	2500	68.21	11.238		
3/14/01	9:42	2502	68.21	11.24		
3/14/01	9:44	2504	68.23	11.244		
3/14/01	9:46	2506	68.23	11.242		
3/14/01	9:48	2508	68.21	11.242		
3/14/01	9:50	2510	68.21	11.242		
3/14/01	9:52	2512	68.21	11.24		
3/14/01	9:54	2514	68.21	11.24		
3/14/01	9:56	2516	68.21	11.242		
3/14/01	9:58	2518	68.21	11.242		
3/14/01	10:00	2520	68.21	11.242		
3/14/01	10:02	2522	68.21	11.24		
3/14/01	10:04	2524	68.21	11.24		
3/14/01	10:06	2526	68.21	11.24		
3/14/01	10:08	2528	68.21	11.242		
3/14/01	10:10	2530	68.23	11.242		
3/14/01	10:12	2532	68.23	11.24		
3/14/01	10:14	2534	68.23	11.24		
3/14/01	10:16	2536	68.23	11.24		
3/14/01	10:18	2538	68.21	11.242		
3/14/01	10:20	2540	68.21	11.242		
3/14/01	10:22	2542	68.23	11.237		
3/14/01	10:24	2544	68.23	11.24		
3/14/01	10:26	2546	68.23	11.242		
3/14/01	10:28	2548	68.23	11.237		
3/14/01	10:30	2550	68.23	11.235		
3/14/01	10:32	2552	68.23	11.237		
3/14/01	10:34	2554	68.23	11.237		
3/14/01	10:36	2556	68.23	11.237		
3/14/01	10:38	2558	68.21	11.238		
3/14/01	10:40	2560	68.21	11.242		
3/14/01	10:42	2562	68.21	11.242		
3/14/01	10:44	2564	68.21	11.24		
3/14/01	10:46	2566	68.21	11.24		

VP1

3/14/01	10:48	2568	68.21	11.245			
3/14/01	10:50	2570	68.21	11.242			
3/14/01	10:52	2572	68.21	11.24			
3/14/01	10:54	2574	68.21	11.238			
3/14/01	10:56	2576	68.21	11.238			
3/14/01	10:58	2578	68.21	11.238			
3/14/01	11:00	2580	68.21	11.238			
3/14/01	11:02	2582	68.21	11.236			
3/14/01	11:04	2584	68.21	11.238			
3/14/01	11:06	2586	68.21	11.236			
3/14/01	11:08	2588	68.21	11.238			
3/14/01	11:10	2590	68.21	11.238			
3/14/01	11:12	2592	68.21	11.238			
3/14/01	11:14	2594	68.21	11.238			
3/14/01	11:16	2596	68.21	11.236			
3/14/01	11:18	2598	68.21	11.236			
3/14/01	11:20	2600	68.21	11.238			
3/14/01	11:22	2602	68.21	11.238			
3/14/01	11:24	2604	68.21	11.238			
3/14/01	11:26	2606	68.23	11.235			
3/14/01	11:28	2608	68.21	11.24			
3/14/01	11:30	2610	68.21	11.242			
3/14/01	11:32	2612	68.21	11.24			
3/14/01	11:34	2614	68.21	11.24			
3/14/01	11:36	2616	68.21	11.24			
3/14/01	11:38	2618	68.23	11.237			
3/14/01	11:40	2620	68.21	11.238			
3/14/01	11:42	2622	68.21	11.236			
3/14/01	11:44	2624	68.21	11.238			
3/14/01	11:46	2626	68.21	11.24			
3/14/01	11:48	2628	68.23	11.242			
3/14/01	11:50	2630	68.21	11.24			
3/14/01	11:52	2632	68.23	11.24			
3/14/01	11:54	2634	68.21	11.24			
3/14/01	11:56	2636	68.21	11.24			
3/14/01	11:58	2638	68.21	11.242			
3/14/01	12:00	2640	68.21	11.242			
3/14/01	12:02	2642	68.21	11.245			
3/14/01	12:04	2644	68.21	11.242			
3/14/01	12:06	2646	68.21	11.242			
3/14/01	12:08	2648	68.21	11.24			
3/14/01	12:10	2650	68.21	11.24			
3/14/01	12:12	2652	68.21	11.24			
3/14/01	12:14	2654	68.21	11.242			
3/14/01	12:16	2656	68.21	11.249			
3/14/01	12:18	2658	68.21	11.242			
3/14/01	12:20	2660	68.21	11.24			
3/14/01	12:22	2662	68.21	11.238			
3/14/01	12:24	2664	68.21	11.24			

VP1

3/14/01	12:26	2666	68.21	11.247		
3/14/01	12:28	2668	68.14	9.838		
3/14/01	12:30	2670	66.32	-0.09		
3/14/01	12:32	2672	67.25	-0.079		
3/14/01	12:34	2674	70.66	-0.095		
3/14/01	12:36	2676	74.36	-0.112		
3/14/01	12:38	2678	76.93	-0.14		
3/14/01	12:40	2680	77.84	-0.13		
3/14/01	12:42	2682	80.31	-0.122		
3/14/01	12:44	2684	82.78	-0.122		
3/14/01	12:46	2686	84.89	-0.135		
3/14/01	12:48	2688	87.05	-0.137		
3/14/01	12:50	2690	88.93	-0.141		
3/14/01	12:52	2692	90.26	-0.15		
3/14/01	12:54	2694	91.96	-0.148		
3/14/01	12:56	2696	93.71	-0.156		
3/14/01	12:58	2698	94.86	-0.164		
3/14/01	13:00	2700	96.13	-0.176		
3/14/01	13:02	2702	96.92	-0.19		
3/14/01	13:04	2704	97.51	-0.217		
3/14/01	13:06	2706	98.23	-0.18		
3/14/01	13:08	2708	99.09	-0.194		
3/14/01	13:10	2710	99.73	-0.203		
3/14/01	13:12	2712	99.91	-0.236		
3/14/01	13:14	2714	99.03	-0.188		
3/14/01	13:16	2716	99.57	-0.194		
3/14/01	13:18	2718	100.09	-0.226		
3/14/01	13:20	2720	100.84	-0.205		
3/14/01	13:22	2722	101.29	-0.229		
3/14/01	13:24	2724	101.27	-0.22		
3/14/01	13:26	2726	101.54	-0.238		
3/14/01	13:28	2728	100.86	-0.12		
3/14/01	13:30	2730	100.88	-0.111		
3/14/01	13:32	2732	101.08	-0.115		
3/14/01	13:34	2734	101.4	-0.111		
3/14/01	13:36	2736	101.72	-0.115		
3/14/01	13:38	2738	101.67	-0.119		
3/14/01	13:40	2740	102.26	-0.111		
3/14/01	13:42	2742	102.49	-0.115		
3/14/01	13:44	2744	102.35	-0.115		
3/14/01	13:46	2746	102.31	-0.112		
3/14/01	13:48	2748	102.42	-0.116		
3/14/01	13:50	2750	102.15	-0.111		
3/14/01	13:52	2752	102.35	-0.108		
3/14/01	13:54	2754	102.76	-0.109		
3/14/01	13:56	2756	102.49	-0.113		
3/14/01	13:58	2758	102.37	-0.106		
3/14/01	14:00	2760	102.89	-0.107		
3/14/01	14:02	2762	102.98	-0.108		

VP1

3/14/01	14:04	2764	102.64	-0.109		
3/14/01	14:06	2766	103.19	-0.105		
3/14/01	14:08	2768	103.32	-0.103		
3/14/01	14:10	2770	103.71	-0.105		
3/14/01	14:12	2772	104	-0.106		
3/14/01	14:14	2774	104.02	-0.111		
3/14/01	14:16	2776	104.23	-0.108		
3/14/01	14:18	2778	103.98	-0.11		
3/14/01	14:20	2780	103.1	-0.11		
3/14/01	14:22	2782	102.98	-0.104		
3/14/01	14:24	2784	103.28	-0.107		
3/14/01	14:26	2786	103.62	-0.106		
3/14/01	14:28	2788	103.66	-0.105		
3/14/01	14:30	2790	103.82	-0.103		
3/14/01	14:32	2792	104.11	-0.106		
3/14/01	14:34	2794	103.66	-0.105		
3/14/01	14:36	2796	103.41	-0.102		
3/14/01	14:38	2798	103.48	-0.101		
3/14/01	14:40	2800	103.32	-0.101		
3/14/01	14:42	2802	103.16	-0.1		
3/14/01	14:44	2804	103.32	-0.099		
3/14/01	14:46	2806	102.24	-0.133		
3/14/01	14:48	2808	99.55	-0.161		
3/14/01	14:50	2810	98.41	-0.177		
3/14/01	14:52	2812	97.58	-0.189		
3/14/01	14:54	2814	96.92	-0.172		
3/14/01	14:56	2816	96.33	-0.186		
3/14/01	14:58	2818	95.79	-0.167		
3/14/01	15:00	2820	95.29	-0.183		
3/14/01	15:02	2822	94.79	-0.19		
3/14/01	15:04	2824	94.32	-0.206		
3/14/01	15:06	2826	93.87	-0.224		
3/14/01	15:08	2828	93.41	-0.227		
3/14/01	15:10	2830	92.96	-0.255		
3/14/01	15:12	2832	92.53	-0.143		
3/14/01	15:14	2834	92.08	-0.169		
3/14/01	15:16	2836	91.65	-0.17		
3/14/01	15:18	2838	91.24	-0.175		
3/14/01	15:20	2840	90.83	-0.168		
3/14/01	15:22	2842	90.42	-0.176		
3/14/01	15:24	2844	90.02	-0.182		
3/14/01	15:26	2846	89.63	-0.152		
3/14/01	15:28	2848	89.27	-0.159		
3/14/01	15:30	2850	88.88	-0.172		
3/14/01	15:32	2852	88.52	-0.174		
3/14/01	15:34	2854	88.18	-0.181		
3/14/01	15:36	2856	87.84	-0.195		
3/14/01	15:38	2858	87.5	-0.203		
3/14/01	15:40	2860	87.18	-0.235		

VP1

3/14/01	15:42	2862	86.87	-0.252			
3/14/01	15:44	2864	86.55	-0.153			
3/14/01	15:46	2866	86.25	-0.156			
3/14/01	15:48	2868	85.98	-0.167			
3/14/01	15:50	2870	85.69	-0.177			
3/14/01	15:52	2872	85.41	-0.147			
3/14/01	15:54	2874	85.17	-0.151			
3/14/01	15:56	2876	84.89	-0.157			
3/14/01	15:58	2878	84.64	-0.166			
3/14/01	16:00	2880	84.39	-0.168			
3/14/01	16:02	2882	84.15	-0.179			
3/14/01	16:04	2884	83.92	-0.182			
3/14/01	16:06	2886	83.69	-0.198			
3/14/01	16:08	2888	83.46	-0.209			
3/14/01	16:10	2890	83.26	-0.237			
3/14/01	16:12	2892	83.03	-0.14			
3/14/01	16:14	2894	82.83	-0.15			
3/14/01	16:16	2896	82.63	-0.153			
3/14/01	16:18	2898	82.44	-0.156			
3/14/01	16:20	2900	82.24	-0.161			
3/14/01	16:22	2902	82.06	-0.169			
3/14/01	16:24	2904	81.88	-0.172			
3/14/01	16:26	2906	81.7	-0.146			
3/14/01	16:28	2908	81.51	-0.152			
3/14/01	16:30	2910	81.33	-0.159			
3/14/01	16:32	2912	81.15	-0.163			
3/14/01	16:34	2914	80.99	-0.169			
3/14/01	16:36	2916	80.81	-0.172			
3/14/01	16:38	2918	80.65	-0.183			
3/14/01	16:40	2920	80.49	-0.188			
3/14/01	16:42	2922	80.33	-0.192			
3/14/01	16:44	2924	80.18	-0.214			
3/14/01	16:46	2926	80.04	-0.236			
3/14/01	16:48	2928	79.88	-0.124			
3/14/01	16:50	2930	79.74	-0.145			
3/14/01	16:52	2932	79.61	-0.144			
3/14/01	16:54	2934	79.47	-0.153			
3/14/01	16:56	2936	79.34	-0.159			
3/14/01	16:58	2938	79.2	-0.166			
3/14/01	17:00	2940	79.06	-0.17			
3/14/01	17:02	2942	78.95	-0.17			
3/14/01	17:04	2944	78.81	-0.158			
3/14/01	17:06	2946	78.68	-0.162			
3/14/01	17:08	2948	78.56	-0.167			
3/14/01	17:10	2950	78.43	-0.169			
3/14/01	17:12	2952	78.31	-0.144			
3/14/01	17:14	2954	78.18	-0.15			
3/14/01	17:16	2956	78.07	-0.15			
3/14/01	17:18	2958	77.95	-0.155			

VP1

3/14/01	17:20	2960	77.84	-0.16		
3/14/01	17:22	2962	77.7	-0.159		
3/14/01	17:24	2964	77.59	-0.166		
3/14/01	17:26	2966	77.47	-0.168		
3/14/01	17:28	2968	77.36	-0.171		
3/14/01	17:30	2970	77.25	-0.178		
3/14/01	17:32	2972	77.13	-0.184		
3/14/01	17:34	2974	77.02	-0.194		
3/14/01	17:36	2976	76.91	-0.198		
3/14/01	17:38	2978	76.79	-0.214		
3/14/01	17:40	2980	76.68	-0.232		
3/14/01	17:42	2982	76.57	-0.11		
3/14/01	17:44	2984	76.45	-0.13		
3/14/01	17:46	2986	76.36	-0.147		
3/14/01	17:48	2988	76.25	-0.144		
3/14/01	17:50	2990	76.14	-0.149		
3/14/01	17:52	2992	76.02	-0.154		
3/14/01	17:54	2994	75.91	-0.156		
3/14/01	17:56	2996	75.82	-0.163		
3/14/01	17:58	2998	75.7	-0.17		
3/14/01	18:00	3000	75.61	-0.175		
3/14/01	18:02	3002	75.52	-0.144		
3/14/01	18:04	3004	75.41	-0.148		
3/14/01	18:06	3006	75.32	-0.156		
3/14/01	18:08	3008	75.2	-0.156		
3/14/01	18:10	3010	75.09	-0.163		
3/14/01	18:12	3012	75	-0.163		
3/14/01	18:14	3014	74.91	-0.173		
3/14/01	18:16	3016	74.82	-0.175		
3/14/01	18:18	3018	74.73	-0.18		
3/14/01	18:20	3020	74.61	-0.187		
3/14/01	18:22	3022	74.52	-0.197		
3/14/01	18:24	3024	74.41	-0.197		
3/14/01	18:26	3026	74.3	-0.185		
3/14/01	18:28	3028	74.16	-0.187		
3/14/01	18:30	3030	74.02	-0.201		
3/14/01	18:32	3032	73.89	-0.214		
3/14/01	18:34	3034	73.75	-0.234		
3/14/01	18:36	3036	73.59	-0.119		
3/14/01	18:38	3038	73.43	-0.144		
3/14/01	18:40	3040	73.27	-0.152		
3/14/01	18:42	3042	73.05	-0.131		
3/14/01	18:44	3044	72.75	-0.135		
3/14/01	18:46	3046	72.48	-0.136		
3/14/01	18:48	3048	72.16	-0.146		
3/14/01	18:50	3050	71.87	-0.149		
3/14/01	18:52	3052	71.55	-0.152		
3/14/01	18:54	3054	71.23	-0.15		
3/14/01	18:56	3056	70.91	-0.168		

VP1

3/14/01	18:58	3058	70.59	-0.144		
3/14/01	19:00	3060	70.18	-0.177		
3/14/01	19:02	3062	69.62	-0.118		
3/14/01	19:04	3064	69.07	-0.105		
3/14/01	19:06	3066	68.52	-0.144		
3/14/01	19:08	3068	67.91	-0.115		
3/14/01	19:10	3070	67.34	-0.115		
3/14/01	19:12	3072	66.8	-0.068		
3/14/01	19:14	3074	66.23	-0.061		
3/14/01	19:16	3076	65.61	-0.065		
3/14/01	19:18	3078	65.02	-0.062		
3/14/01	19:20	3080	64.57	-0.057		
3/14/01	19:22	3082	64.09	-0.063		
3/14/01	19:24	3084	63.63	-0.061		
3/14/01	19:26	3086	63.13	-0.062		
3/14/01	19:28	3088	62.7	-0.053		
3/14/01	19:30	3090	62.27	-0.058		
3/14/01	19:32	3092	61.84	-0.054		
3/14/01	19:34	3094	61.4	-0.057		
3/14/01	19:36	3096	61.09	-0.057		
3/14/01	19:38	3098	60.83	-0.054		
3/14/01	19:40	3100	60.63	-0.054		
3/14/01	19:42	3102	60.45	-0.053		
3/14/01	19:44	3104	60.31	-0.05		
3/14/01	19:46	3106	60.24	-0.051		
3/14/01	19:48	3108	60.11	-0.053		
3/14/01	19:50	3110	59.88	-0.05		
3/14/01	19:52	3112	59.67	-0.051		
3/14/01	19:54	3114	59.49	-0.049		
3/14/01	19:56	3116	59.33	-0.05		
3/14/01	19:58	3118	59.2	-0.05		
3/14/01	20:00	3120	59.08	-0.05		
3/14/01	20:02	3122	58.97	-0.05		
3/14/01	20:04	3124	58.9	-0.051		
3/14/01	20:06	3126	58.81	-0.051		
3/14/01	20:08	3128	58.76	-0.05		
3/14/01	20:10	3130	58.72	-0.049		
3/14/01	20:12	3132	58.67	-0.051		
3/14/01	20:14	3134	58.65	-0.05		
3/14/01	20:16	3136	58.6	-0.049		
3/14/01	20:18	3138	58.58	-0.051		
3/14/01	20:20	3140	58.58	-0.051		
3/14/01	20:22	3142	58.58	-0.051		
3/14/01	20:24	3144	58.58	-0.051		
3/14/01	20:26	3146	58.58	-0.051		
3/14/01	20:28	3148	58.58	-0.051		
3/14/01	20:30	3150	58.6	-0.051		
3/14/01	20:32	3152	58.6	-0.054		
3/14/01	20:34	3154	58.63	-0.054		

VP1

3/14/01	20:36	3156	58.63	-0.052		
3/14/01	20:38	3158	58.65	-0.055		
3/14/01	20:40	3160	58.67	-0.055		
3/14/01	20:42	3162	58.69	-0.053		
3/14/01	20:44	3164	58.72	-0.054		
3/14/01	20:46	3166	58.74	-0.054		
3/14/01	20:48	3168	58.76	-0.055		
3/14/01	20:50	3170	58.79	-0.053		
3/14/01	20:52	3172	58.81	-0.056		
3/14/01	20:54	3174	58.83	-0.056		
3/14/01	20:56	3176	58.85	-0.057		
3/14/01	20:58	3178	58.88	-0.057		
3/14/01	21:00	3180	58.9	-0.055		
3/14/01	21:02	3182	58.92	-0.058		
3/14/01	21:04	3184	58.95	-0.058		
3/14/01	21:06	3186	58.97	-0.057		
3/14/01	21:08	3188	58.99	-0.057		
3/14/01	21:10	3190	59.01	-0.058		
3/14/01	21:12	3192	59.04	-0.058		
3/14/01	21:14	3194	59.06	-0.059		
3/14/01	21:16	3196	59.08	-0.059		
3/14/01	21:18	3198	59.08	-0.059		
3/14/01	21:20	3200	59.1	-0.059		
3/14/01	21:22	3202	59.13	-0.06		
3/14/01	21:24	3204	59.15	-0.06		
3/14/01	21:26	3206	59.17	-0.061		
3/14/01	21:28	3208	59.17	-0.061		
3/14/01	21:30	3210	59.2	-0.061		
3/14/01	21:32	3212	59.22	-0.062		
3/14/01	21:34	3214	59.22	-0.062		
3/14/01	21:36	3216	59.24	-0.062		
3/14/01	21:38	3218	59.24	-0.06		
3/14/01	21:40	3220	59.26	-0.063		
3/14/01	21:42	3222	59.26	-0.063		
3/14/01	21:44	3224	59.29	-0.063		
3/14/01	21:46	3226	59.29	-0.063		
3/14/01	21:48	3228	59.29	-0.063		
3/14/01	21:50	3230	59.31	-0.064		
3/14/01	21:52	3232	59.31	-0.064		
3/14/01	21:54	3234	59.31	-0.064		
3/14/01	21:56	3236	59.31	-0.064		
3/14/01	21:58	3238	59.31	-0.064		
3/14/01	22:00	3240	59.31	-0.064		
3/14/01	22:02	3242	59.31	-0.066		
3/14/01	22:04	3244	59.31	-0.064		
3/14/01	22:06	3246	59.31	-0.066		
3/14/01	22:08	3248	59.31	-0.066		
3/14/01	22:10	3250	59.31	-0.066		
3/14/01	22:12	3252	59.29	-0.065		

VP1

3/14/01	22:14	3254	59.29	-0.065		
3/14/01	22:16	3256	59.29	-0.065		
3/14/01	22:18	3258	59.29	-0.065		
3/14/01	22:20	3260	59.26	-0.065		
3/14/01	22:22	3262	59.26	-0.065		
3/14/01	22:24	3264	59.24	-0.067		
3/14/01	22:26	3266	59.24	-0.067		
3/14/01	22:28	3268	59.22	-0.066		
3/14/01	22:30	3270	59.22	-0.066		
3/14/01	22:32	3272	59.2	-0.066		
3/14/01	22:34	3274	59.17	-0.065		
3/14/01	22:36	3276	59.17	-0.065		
3/14/01	22:38	3278	59.15	-0.067		
3/14/01	22:40	3280	59.13	-0.067		
3/14/01	22:42	3282	59.1	-0.066		
3/14/01	22:44	3284	59.08	-0.068		
3/14/01	22:46	3286	59.08	-0.068		
3/14/01	22:48	3288	59.04	-0.067		
3/14/01	22:50	3290	59.04	-0.069		
3/14/01	22:52	3292	59.01	-0.069		
3/14/01	22:54	3294	58.99	-0.066		
3/14/01	22:56	3296	58.97	-0.068		
3/14/01	22:58	3298	58.95	-0.068		
3/14/01	23:00	3300	58.9	-0.069		
3/14/01	23:02	3302	58.88	-0.068		
3/14/01	23:04	3304	58.85	-0.068		
3/14/01	23:06	3306	58.81	-0.069		
3/14/01	23:08	3308	58.79	-0.069		
3/14/01	23:10	3310	58.76	-0.066		
3/14/01	23:12	3312	58.72	-0.067		
3/14/01	23:14	3314	58.69	-0.067		
3/14/01	23:16	3316	58.65	-0.066		
3/14/01	23:18	3318	58.63	-0.068		
3/14/01	23:20	3320	58.6	-0.067		
3/14/01	23:22	3322	58.56	-0.069		
3/14/01	23:24	3324	58.51	-0.068		
3/14/01	23:26	3326	58.47	-0.067		
3/14/01	23:28	3328	58.44	-0.066		
3/14/01	23:30	3330	58.4	-0.068		
3/14/01	23:32	3332	58.38	-0.067		
3/14/01	23:34	3334	58.33	-0.066		
3/14/01	23:36	3336	58.28	-0.068		
3/14/01	23:38	3338	58.24	-0.067		
3/14/01	23:40	3340	58.19	-0.066		
3/14/01	23:42	3342	58.15	-0.067		
3/14/01	23:44	3344	58.1	-0.066		
3/14/01	23:46	3346	58.06	-0.067		
3/14/01	23:48	3348	58.01	-0.067		
3/14/01	23:50	3350	57.97	-0.068		

VP1

3/14/01	23:52	3352	57.92	-0.067		
3/14/01	23:54	3354	57.87	-0.068		
3/14/01	23:56	3356	57.83	-0.07		
3/14/01	23:58	3358	57.78	-0.069		
3/15/01	0:00	3360	57.74	-0.068		
3/15/01	0:02	3362	57.69	-0.067		
3/15/01	0:04	3364	57.62	-0.068		
3/15/01	0:06	3366	57.58	-0.067		
3/15/01	0:08	3368	57.53	-0.066		
3/15/01	0:10	3370	57.49	-0.067		
3/15/01	0:12	3372	57.42	-0.068		
3/15/01	0:14	3374	57.37	-0.067		
3/15/01	0:16	3376	57.33	-0.068		
3/15/01	0:18	3378	57.26	-0.067		
3/15/01	0:20	3380	57.21	-0.066		
3/15/01	0:22	3382	57.17	-0.065		
3/15/01	0:24	3384	57.1	-0.066		
3/15/01	0:26	3386	57.05	-0.067		
3/15/01	0:28	3388	57.01	-0.066		
3/15/01	0:30	3390	56.94	-0.067		
3/15/01	0:32	3392	56.9	-0.066		
3/15/01	0:34	3394	56.83	-0.067		
3/15/01	0:36	3396	56.76	-0.066		
3/15/01	0:38	3398	56.71	-0.065		
3/15/01	0:40	3400	56.64	-0.066		
3/15/01	0:42	3402	56.6	-0.065		
3/15/01	0:44	3404	56.53	-0.066		
3/15/01	0:46	3406	56.49	-0.067		
3/15/01	0:48	3408	56.42	-0.068		
3/15/01	0:50	3410	56.35	-0.066		
3/15/01	0:52	3412	56.28	-0.067		
3/15/01	0:54	3414	56.23	-0.066		
3/15/01	0:56	3416	56.17	-0.067		
3/15/01	0:58	3418	56.1	-0.066		
3/15/01	1:00	3420	56.03	-0.067		
3/15/01	1:02	3422	55.96	-0.065		
3/15/01	1:04	3424	55.92	-0.066		
3/15/01	1:06	3426	55.85	-0.065		
3/15/01	1:08	3428	55.78	-0.066		
3/15/01	1:10	3430	55.71	-0.067		
3/15/01	1:12	3432	55.64	-0.065		
3/15/01	1:14	3434	55.57	-0.066		
3/15/01	1:16	3436	55.51	-0.065		
3/15/01	1:18	3438	55.46	-0.066		
3/15/01	1:20	3440	55.39	-0.065		
3/15/01	1:22	3442	55.32	-0.066		
3/15/01	1:24	3444	55.25	-0.064		
3/15/01	1:26	3446	55.19	-0.065		
3/15/01	1:28	3448	55.12	-0.066		

VP1

3/15/01	1:30	3450	55.05	-0.067		
3/15/01	1:32	3452	54.98	-0.065		
3/15/01	1:34	3454	54.91	-0.066		
3/15/01	1:36	3456	54.84	-0.067		
3/15/01	1:38	3458	54.78	-0.066		
3/15/01	1:40	3460	54.71	-0.064		
3/15/01	1:42	3462	54.66	-0.066		
3/15/01	1:44	3464	54.57	-0.066		
3/15/01	1:46	3466	54.53	-0.065		
3/15/01	1:48	3468	54.46	-0.064		
3/15/01	1:50	3470	54.39	-0.064		
3/15/01	1:52	3472	54.32	-0.065		
3/15/01	1:54	3474	54.25	-0.064		
3/15/01	1:56	3476	54.18	-0.065		
3/15/01	1:58	3478	54.12	-0.063		
3/15/01	2:00	3480	54.05	-0.064		
3/15/01	2:02	3482	53.98	-0.063		
3/15/01	2:04	3484	53.91	-0.064		
3/15/01	2:06	3486	53.84	-0.064		
3/15/01	2:08	3488	53.8	-0.066		
3/15/01	2:10	3490	53.73	-0.064		
3/15/01	2:12	3492	53.66	-0.065		
3/15/01	2:14	3494	53.59	-0.064		
3/15/01	2:16	3496	53.52	-0.065		
3/15/01	2:18	3498	53.45	-0.065		
3/15/01	2:20	3500	53.39	-0.064		
3/15/01	2:22	3502	53.32	-0.065		
3/15/01	2:24	3504	53.25	-0.066		
3/15/01	2:26	3506	53.2	-0.065		
3/15/01	2:28	3508	53.14	-0.066		
3/15/01	2:30	3510	53.07	-0.064		
3/15/01	2:32	3512	53	-0.065		
3/15/01	2:34	3514	52.93	-0.066		
3/15/01	2:36	3516	52.86	-0.064		
3/15/01	2:38	3518	52.79	-0.065		
3/15/01	2:40	3520	52.72	-0.064		
3/15/01	2:42	3522	52.68	-0.063		
3/15/01	2:44	3524	52.61	-0.064		
3/15/01	2:46	3526	52.54	-0.065		
3/15/01	2:48	3528	52.47	-0.063		
3/15/01	2:50	3530	52.41	-0.064		
3/15/01	2:52	3532	52.34	-0.065		
3/15/01	2:54	3534	52.29	-0.064		
3/15/01	2:56	3536	52.22	-0.063		
3/15/01	2:58	3538	52.15	-0.063		
3/15/01	3:00	3540	52.09	-0.062		
3/15/01	3:02	3542	52.02	-0.063		
3/15/01	3:04	3544	51.97	-0.064		
3/15/01	3:06	3546	51.9	-0.063		

VP1

3/15/01	3:08	3548	51.84	-0.064		
3/15/01	3:10	3550	51.77	-0.062		
3/15/01	3:12	3552	51.7	-0.063		
3/15/01	3:14	3554	51.65	-0.062		
3/15/01	3:16	3556	51.58	-0.063		
3/15/01	3:18	3558	51.52	-0.061		
3/15/01	3:20	3560	51.45	-0.062		
3/15/01	3:22	3562	51.4	-0.064		
3/15/01	3:24	3564	51.33	-0.062		
3/15/01	3:26	3566	51.27	-0.063		
3/15/01	3:28	3568	51.22	-0.064		
3/15/01	3:30	3570	51.15	-0.063		
3/15/01	3:32	3572	51.08	-0.064		
3/15/01	3:34	3574	51.04	-0.063		
3/15/01	3:36	3576	50.97	-0.064		
3/15/01	3:38	3578	50.92	-0.063		
3/15/01	3:40	3580	50.85	-0.064		
3/15/01	3:42	3582	50.79	-0.062		
3/15/01	3:44	3584	50.74	-0.063		
3/15/01	3:46	3586	50.67	-0.062		
3/15/01	3:48	3588	50.63	-0.063		
3/15/01	3:50	3590	50.58	-0.062		
3/15/01	3:52	3592	50.51	-0.063		
3/15/01	3:54	3594	50.44	-0.064		
3/15/01	3:56	3596	50.4	-0.061		
3/15/01	3:58	3598	50.35	-0.062		
3/15/01	4:00	3600	50.28	-0.063		
3/15/01	4:02	3602	50.24	-0.062		
3/15/01	4:04	3604	50.19	-0.063		
3/15/01	4:06	3606	50.12	-0.064		
3/15/01	4:08	3608	50.08	-0.063		
3/15/01	4:10	3610	50.03	-0.062		
3/15/01	4:12	3612	49.97	-0.063		
3/15/01	4:14	3614	49.92	-0.062		
3/15/01	4:16	3616	49.87	-0.063		
3/15/01	4:18	3618	49.83	-0.062		
3/15/01	4:20	3620	49.76	-0.061		
3/15/01	4:22	3622	49.71	-0.062		
3/15/01	4:24	3624	49.67	-0.061		
3/15/01	4:26	3626	49.62	-0.063		
3/15/01	4:28	3628	49.55	-0.061		
3/15/01	4:30	3630	49.53	-0.063		
3/15/01	4:32	3632	49.46	-0.062		
3/15/01	4:34	3634	49.42	-0.063		
3/15/01	4:36	3636	49.37	-0.064		
3/15/01	4:38	3638	49.33	-0.063		
3/15/01	4:40	3640	49.28	-0.062		
3/15/01	4:42	3642	49.24	-0.064		
3/15/01	4:44	3644	49.19	-0.063		

VP1

3/15/01	4:46	3646	49.14	-0.062		
3/15/01	4:48	3648	49.1	-0.061		
3/15/01	4:50	3650	49.05	-0.062		
3/15/01	4:52	3652	49.01	-0.061		
3/15/01	4:54	3654	48.96	-0.065		
3/15/01	4:56	3656	48.92	-0.064		
3/15/01	4:58	3658	48.87	-0.063		
3/15/01	5:00	3660	48.82	-0.064		
3/15/01	5:02	3662	48.78	-0.061		
3/15/01	5:04	3664	48.73	-0.062		
3/15/01	5:06	3666	48.69	-0.064		
3/15/01	5:08	3668	48.64	-0.063		
3/15/01	5:10	3670	48.6	-0.062		
3/15/01	5:12	3672	48.55	-0.063		
3/15/01	5:14	3674	48.51	-0.062		
3/15/01	5:16	3676	48.46	-0.061		
3/15/01	5:18	3678	48.44	-0.063		
3/15/01	5:20	3680	48.37	-0.061		
3/15/01	5:22	3682	48.35	-0.063		
3/15/01	5:24	3684	48.3	-0.062		
3/15/01	5:26	3686	48.25	-0.063		
3/15/01	5:28	3688	48.21	-0.063		
3/15/01	5:30	3690	48.16	-0.064		
3/15/01	5:32	3692	48.12	-0.063		
3/15/01	5:34	3694	48.09	-0.062		
3/15/01	5:36	3696	48.05	-0.064		
3/15/01	5:38	3698	48	-0.063		
3/15/01	5:40	3700	47.96	-0.064		
3/15/01	5:42	3702	47.93	-0.064		
3/15/01	5:44	3704	47.89	-0.063		
3/15/01	5:46	3706	47.84	-0.064		
3/15/01	5:48	3708	47.8	-0.063		
3/15/01	5:50	3710	47.78	-0.062		
3/15/01	5:52	3712	47.73	-0.064		
3/15/01	5:54	3714	47.68	-0.063		
3/15/01	5:56	3716	47.64	-0.064		
3/15/01	5:58	3718	47.59	-0.063		
3/15/01	6:00	3720	47.57	-0.063		
3/15/01	6:02	3722	47.52	-0.064		
3/15/01	6:04	3724	47.48	-0.065		
3/15/01	6:06	3726	47.46	-0.065		
3/15/01	6:08	3728	47.41	-0.064		
3/15/01	6:10	3730	47.36	-0.063		
3/15/01	6:12	3732	47.34	-0.065		
3/15/01	6:14	3734	47.3	-0.064		
3/15/01	6:16	3736	47.25	-0.063		
3/15/01	6:18	3738	47.2	-0.064		
3/15/01	6:20	3740	47.18	-0.064		
3/15/01	6:22	3742	47.14	-0.063		

VP1

3/15/01	6:24	3744	47.09	-0.064		
3/15/01	6:26	3746	47.07	-0.063		
3/15/01	6:28	3748	47.02	-0.063		
3/15/01	6:30	3750	46.98	-0.062		
3/15/01	6:32	3752	46.95	-0.063		
3/15/01	6:34	3754	46.91	-0.065		
3/15/01	6:36	3756	46.88	-0.064		
3/15/01	6:38	3758	46.84	-0.063		
3/15/01	6:40	3760	46.79	-0.065		
3/15/01	6:42	3762	46.77	-0.064		
3/15/01	6:44	3764	46.73	-0.063		
3/15/01	6:46	3766	46.7	-0.063		
3/15/01	6:48	3768	46.66	-0.064		
3/15/01	6:50	3770	46.61	-0.063		
3/15/01	6:52	3772	46.59	-0.065		
3/15/01	6:54	3774	46.54	-0.064		
3/15/01	6:56	3776	46.52	-0.063		
3/15/01	6:58	3778	46.47	-0.065		
3/15/01	7:00	3780	46.45	-0.064		
3/15/01	7:02	3782	46.41	-0.063		
3/15/01	7:04	3784	46.38	-0.065		
3/15/01	7:06	3786	46.34	-0.064		
3/15/01	7:08	3788	46.31	-0.063		
3/15/01	7:10	3790	46.29	-0.063		
3/15/01	7:12	3792	46.25	-0.064		
3/15/01	7:14	3794	46.22	-0.064		
3/15/01	7:16	3796	46.2	-0.063		
3/15/01	7:18	3798	46.15	-0.065		
3/15/01	7:20	3800	46.15	-0.065		
3/15/01	7:22	3802	46.11	-0.064		
3/15/01	7:24	3804	46.09	-0.065		
3/15/01	7:26	3806	46.06	-0.063		
3/15/01	7:28	3808	46.04	-0.065		
3/15/01	7:30	3810	46.02	-0.064		
3/15/01	7:32	3812	45.99	-0.064		
3/15/01	7:34	3814	45.97	-0.063		
3/15/01	7:36	3816	45.95	-0.065		
3/15/01	7:38	3818	45.93	-0.064		
3/15/01	7:40	3820	45.9	-0.066		
3/15/01	7:42	3822	45.88	-0.066		
3/15/01	7:44	3824	45.88	-0.063		
3/15/01	7:46	3826	45.86	-0.065		
3/15/01	7:48	3828	45.83	-0.062		
3/15/01	7:50	3830	45.81	-0.064		
3/15/01	7:52	3832	45.81	-0.064		
3/15/01	7:54	3834	45.79	-0.066		
3/15/01	7:56	3836	45.79	-0.066		
3/15/01	7:58	3838	45.79	-0.064		
3/15/01	8:00	3840	45.77	-0.063		

VP1

3/15/01	8:02	3842	45.77	-0.063		
3/15/01	8:04	3844	45.77	-0.068		
3/15/01	8:06	3846	45.77	-0.068		
3/15/01	8:08	3848	45.79	-0.066		
3/15/01	8:10	3850	45.81	-0.071		
3/15/01	8:12	3852	45.86	-0.067		
3/15/01	8:14	3854	45.93	-0.067		
3/15/01	8:16	3856	45.99	-0.068		
3/15/01	8:18	3858	46.11	-0.068		
3/15/01	8:20	3860	46.25	-0.069		
3/15/01	8:22	3862	46.41	-0.068		
3/15/01	8:24	3864	46.57	-0.069		
3/15/01	8:26	3866	46.77	-0.071		
3/15/01	8:28	3868	47	-0.071		
3/15/01	8:30	3870	47.25	-0.072		
3/15/01	8:32	3872	47.5	-0.073		
3/15/01	8:34	3874	47.78	-0.072		
3/15/01	8:36	3876	48.07	-0.073		
3/15/01	8:38	3878	48.39	-0.075		
3/15/01	8:40	3880	48.69	-0.075		
3/15/01	8:42	3882	49.03	-0.075		
3/15/01	8:44	3884	49.35	-0.075		
3/15/01	8:46	3886	49.67	-0.077		
3/15/01	8:48	3888	50.01	-0.078		
3/15/01	8:50	3890	50.35	-0.08		
3/15/01	8:52	3892	50.67	-0.08		
3/15/01	8:54	3894	51.01	-0.083		
3/15/01	8:56	3896	51.33	-0.083		
3/15/01	8:58	3898	51.68	-0.083		
3/15/01	9:00	3900	52	-0.083		
3/15/01	9:02	3902	52.31	-0.085		
3/15/01	9:04	3904	52.66	-0.085		
3/15/01	9:06	3906	52.98	-0.085		
3/15/01	9:08	3908	53.27	-0.087		
3/15/01	9:10	3910	53.59	-0.086		
3/15/01	9:12	3912	53.89	-0.088		
3/15/01	9:14	3914	54.18	-0.087		
3/15/01	9:16	3916	54.5	-0.089		
3/15/01	9:18	3918	54.78	-0.088		
3/15/01	9:20	3920	55.07	-0.09		
3/15/01	9:22	3922	55.35	-0.091		
3/15/01	9:24	3924	55.64	-0.093		
3/15/01	9:26	3926	55.92	-0.091		
3/15/01	9:28	3928	56.17	-0.092		
3/15/01	9:30	3930	56.44	-0.093		
3/15/01	9:32	3932	56.69	-0.094		
3/15/01	9:34	3934	56.96	-0.095		
3/15/01	9:36	3936	57.21	-0.093		
3/15/01	9:38	3938	57.44	-0.093		

3/15/01	9:40	3940	57.69	-0.094			
3/15/01	9:42	3942	57.92	-0.096			
3/15/01	9:44	3944	58.15	-0.094			
3/15/01	9:46	3946	58.38	-0.094			
3/15/01	9:48	3948	58.58	-0.094			
3/15/01	9:50	3950	58.81	-0.097			
3/15/01	9:52	3952	59.01	-0.096			
3/15/01	9:54	3954	59.31	-0.095			
3/15/01	9:56	3956	59.79	-0.096			
3/15/01	9:58	3958	60.27	-0.099			
3/15/01	10:00	3960	60.72	-0.099			
3/15/01	10:02	3962	61.22	-0.1			
3/15/01	10:04	3964	61.72	-0.099			
3/15/01	10:06	3966	62.22	-0.103			
3/15/01	10:08	3968	62.68	-0.103			
3/15/01	10:10	3970	63.09	-0.104			
3/15/01	10:12	3972	63.52	-0.104			
3/15/01	10:14	3974	64.02	-0.105			
3/15/01	10:16	3976	64.54	-0.107			
3/15/01	10:18	3978	64.93	-0.108			
3/15/01	10:20	3980	65.27	-0.108			
3/15/01	10:22	3982	65.59	-0.107			
3/15/01	10:24	3984	65.93	-0.107			
3/15/01	10:26	3986	66.25	-0.107			
3/15/01	10:28	3988	66.52	-0.108			
3/15/01	10:30	3990	66.8	-0.109			
3/15/01	10:32	3992	67.05	-0.109			
3/15/01	10:34	3994	67.3	-0.108			
3/15/01	10:36	3996	67.5	-0.109			
3/15/01	10:38	3998	67.75	-0.105			

In-Situ Inc.		MiniTroll Pro			
Report generated:		12/6/00	10:54:32		
Report from file:		C:\WIN-SITU\Data\SN01046 2000-12-03 160000 Test #1.bin			
DataMgr Version		3.68			
Serial number:		1046			
Firmware Version		2.04			
Unit name:		2293-VP2			
Test name:			Test #1		
Test defined on:		3/12/01	15:33:28		
Test scheduled for:		3/12/01	16:00:00		
Test started on:		3/12/01	16:00:00		
Test stopped on:		3/15/01	10:54:06		
Test extracted on:		N/A			
Data gathered using Linear testing					
Time between data points:	2.0	Minutes.			
Number of data samples:		2008			
TOTAL DATA SAMPLES					
		2008			
Channel number [1]					
Measurement type:		Temperature			
Channel name:		Temperature			
Channel number [2]					
Measurement type:		Pressure			
Channel name:		Pressure			
Sensor Range:		30 PSI.			
Density:			1.000 g/cm3		
Latitude:		38 degrees			
Elevation:		9.144 meters (30.000 feet)			
			Chan[1]	Chan[2]	
Date	Time	ET (min)	Fahrenheit	Feet H2O	
-----	-----	-----	-----	-----	
3/12/01	16:00	0	68.65	12.967	
3/12/01	16:02	2	68.65	12.962	
3/12/01	16:04	4	68.65	12.943	
3/12/01	16:06	6	68.65	12.943	
3/12/01	16:08	8	68.68	12.946	
3/12/01	16:10	10	68.68	12.943	
3/12/01	16:12	12	68.68	12.941	
3/12/01	16:14	14	68.68	12.941	

3/12/01	16:16	16	68.68	12.939		
3/12/01	16:18	18	68.68	12.939		
3/12/01	16:20	20	68.68	12.962		
3/12/01	16:22	22	68.68	12.941		
3/12/01	16:24	24	68.68	12.936		
3/12/01	16:26	26	68.68	12.936		
3/12/01	16:28	28	68.68	12.936		
3/12/01	16:30	30	68.68	12.925		
3/12/01	16:32	32	68.68	12.885		
3/12/01	16:34	34	68.68	12.785		
3/12/01	16:36	36	68.68	12.664		
3/12/01	16:38	38	68.68	12.552		
3/12/01	16:40	40	68.68	12.454		
3/12/01	16:42	42	68.68	12.365		
3/12/01	16:44	44	68.68	12.305		
3/12/01	16:46	46	68.68	12.218		
3/12/01	16:48	48	68.68	12.163		
3/12/01	16:50	50	68.68	12.111		
3/12/01	16:52	52	68.68	12.065		
3/12/01	16:54	54	68.68	12.025		
3/12/01	16:56	56	68.68	11.992		
3/12/01	16:58	58	68.68	11.962		
3/12/01	17:00	60	68.68	11.955		
3/12/01	17:02	62	68.68	11.932		
3/12/01	17:04	64	68.68	11.908		
3/12/01	17:06	66	68.68	11.887		
3/12/01	17:08	68	68.68	11.855		
3/12/01	17:10	70	68.68	11.846		
3/12/01	17:12	72	68.68	11.853		
3/12/01	17:14	74	68.68	11.841		
3/12/01	17:16	76	68.68	11.811		
3/12/01	17:18	78	68.68	11.818		
3/12/01	17:20	80	68.68	11.792		
3/12/01	17:22	82	68.68	11.783		
3/12/01	17:24	84	68.7	11.776		
3/12/01	17:26	86	68.68	11.769		
3/12/01	17:28	88	68.68	11.764		
3/12/01	17:30	90	68.68	11.757		
3/12/01	17:32	92	68.68	11.769		
3/12/01	17:34	94	68.68	11.764		
3/12/01	17:36	96	68.68	11.741		
3/12/01	17:38	98	68.68	11.738		
3/12/01	17:40	100	68.68	11.731		
3/12/01	17:42	102	68.68	11.734		
3/12/01	17:44	104	68.68	11.727		
3/12/01	17:46	106	68.68	11.727		
3/12/01	17:48	108	68.68	11.741		
3/12/01	17:50	110	68.68	11.72		
3/12/01	17:52	112	68.68	11.734		

3/12/01	17:54	114	68.68	11.715		
3/12/01	17:56	116	68.68	11.713		
3/12/01	17:58	118	68.68	11.713		
3/12/01	18:00	120	68.68	11.727		
3/12/01	18:02	122	68.68	11.727		
3/12/01	18:04	124	68.68	11.708		
3/12/01	18:06	126	68.68	11.706		
3/12/01	18:08	128	68.68	11.703		
3/12/01	18:10	130	68.68	11.703		
3/12/01	18:12	132	68.68	11.701		
3/12/01	18:14	134	68.68	11.701		
3/12/01	18:16	136	68.68	11.699		
3/12/01	18:18	138	68.68	11.699		
3/12/01	18:20	140	68.68	11.699		
3/12/01	18:22	142	68.68	11.696		
3/12/01	18:24	144	68.68	11.715		
3/12/01	18:26	146	68.68	11.713		
3/12/01	18:28	148	68.68	11.713		
3/12/01	18:30	150	68.68	11.692		
3/12/01	18:32	152	68.68	11.689		
3/12/01	18:34	154	68.68	11.708		
3/12/01	18:36	156	68.68	11.708		
3/12/01	18:38	158	68.68	11.692		
3/12/01	18:40	160	68.68	11.689		
3/12/01	18:42	162	68.68	11.689		
3/12/01	18:44	164	68.68	11.694		
3/12/01	18:46	166	68.68	11.696		
3/12/01	18:48	168	68.68	11.692		
3/12/01	18:50	170	68.68	11.694		
3/12/01	18:52	172	68.68	11.71		
3/12/01	18:54	174	68.68	11.708		
3/12/01	18:56	176	68.68	11.713		
3/12/01	18:58	178	68.65	11.694		
3/12/01	19:00	180	68.68	11.694		
3/12/01	19:02	182	68.65	11.694		
3/12/01	19:04	184	68.65	11.694		
3/12/01	19:06	186	68.65	11.715		
3/12/01	19:08	188	68.65	11.696		
3/12/01	19:10	190	68.65	11.699		
3/12/01	19:12	192	68.65	11.699		
3/12/01	19:14	194	68.65	11.699		
3/12/01	19:16	196	68.65	11.699		
3/12/01	19:18	198	68.65	11.696		
3/12/01	19:20	200	68.65	11.696		
3/12/01	19:22	202	68.65	11.701		
3/12/01	19:24	204	68.65	11.701		
3/12/01	19:26	206	68.65	11.703		
3/12/01	19:28	208	68.65	11.703		
3/12/01	19:30	210	68.65	11.703		

3/12/01	19:32	212	68.65	11.701		
3/12/01	19:34	214	68.65	11.699		
3/12/01	19:36	216	68.65	11.701		
3/12/01	19:38	218	68.65	11.703		
3/12/01	19:40	220	68.65	11.703		
3/12/01	19:42	222	68.65	11.72		
3/12/01	19:44	224	68.65	11.717		
3/12/01	19:46	226	68.65	11.703		
3/12/01	19:48	228	68.65	11.703		
3/12/01	19:50	230	68.65	11.703		
3/12/01	19:52	232	68.65	11.703		
3/12/01	19:54	234	68.65	11.703		
3/12/01	19:56	236	68.65	11.706		
3/12/01	19:58	238	68.65	11.706		
3/12/01	20:00	240	68.65	11.703		
3/12/01	20:02	242	68.63	11.701		
3/12/01	20:04	244	68.65	11.703		
3/12/01	20:06	246	68.65	11.72		
3/12/01	20:08	248	68.65	11.703		
3/12/01	20:10	250	68.65	11.701		
3/12/01	20:12	252	68.65	11.717		
3/12/01	20:14	254	68.65	11.699		
3/12/01	20:16	256	68.65	11.699		
3/12/01	20:18	258	68.65	11.715		
3/12/01	20:20	260	68.65	11.694		
3/12/01	20:22	262	68.65	11.696		
3/12/01	20:24	264	68.65	11.715		
3/12/01	20:26	266	68.65	11.699		
3/12/01	20:28	268	68.65	11.701		
3/12/01	20:30	270	68.65	11.696		
3/12/01	20:32	272	68.65	11.696		
3/12/01	20:34	274	68.63	11.699		
3/12/01	20:36	276	68.63	11.708		
3/12/01	20:38	278	68.63	11.704		
3/12/01	20:40	280	68.63	11.701		
3/12/01	20:42	282	68.63	11.699		
3/12/01	20:44	284	68.63	11.718		
3/12/01	20:46	286	68.63	11.699		
3/12/01	20:48	288	68.63	11.697		
3/12/01	20:50	290	68.63	11.694		
3/12/01	20:52	292	68.63	11.697		
3/12/01	20:54	294	68.63	11.697		
3/12/01	20:56	296	68.63	11.697		
3/12/01	20:58	298	68.63	11.694		
3/12/01	21:00	300	68.63	11.694		
3/12/01	21:02	302	68.63	11.713		
3/12/01	21:04	304	68.63	11.694		
3/12/01	21:06	306	68.63	11.697		
3/12/01	21:08	308	68.63	11.694		

3/12/01	21:10	310	68.63	11.694		
3/12/01	21:12	312	68.63	11.692		
3/12/01	21:14	314	68.63	11.692		
3/12/01	21:16	316	68.63	11.692		
3/12/01	21:18	318	68.63	11.69		
3/12/01	21:20	320	68.63	11.69		
3/12/01	21:22	322	68.63	11.69		
3/12/01	21:24	324	68.63	11.692		
3/12/01	21:26	326	68.63	11.69		
3/12/01	21:28	328	68.63	11.713		
3/12/01	21:30	330	68.63	11.713		
3/12/01	21:32	332	68.63	11.711		
3/12/01	21:34	334	68.63	11.711		
3/12/01	21:36	336	68.63	11.708		
3/12/01	21:38	338	68.61	11.708		
3/12/01	21:40	340	68.63	11.69		
3/12/01	21:42	342	68.63	11.687		
3/12/01	21:44	344	68.63	11.687		
3/12/01	21:46	346	68.63	11.687		
3/12/01	21:48	348	68.63	11.687		
3/12/01	21:50	350	68.61	11.687		
3/12/01	21:52	352	68.63	11.694		
3/12/01	21:54	354	68.63	11.755		
3/12/01	21:56	356	68.63	11.762		
3/12/01	21:58	358	68.63	11.745		
3/12/01	22:00	360	68.61	11.732		
3/12/01	22:02	362	68.63	11.72		
3/12/01	22:04	364	68.63	11.713		
3/12/01	22:06	366	68.61	11.706		
3/12/01	22:08	368	68.63	11.701		
3/12/01	22:10	370	68.63	11.697		
3/12/01	22:12	372	68.61	11.692		
3/12/01	22:14	374	68.61	11.69		
3/12/01	22:16	376	68.61	11.685		
3/12/01	22:18	378	68.61	11.68		
3/12/01	22:20	380	68.61	11.678		
3/12/01	22:22	382	68.61	11.678		
3/12/01	22:24	384	68.61	11.694		
3/12/01	22:26	386	68.61	11.673		
3/12/01	22:28	388	68.61	11.671		
3/12/01	22:30	390	68.61	11.673		
3/12/01	22:32	392	68.61	11.671		
3/12/01	22:34	394	68.61	11.669		
3/12/01	22:36	396	68.61	11.685		
3/12/01	22:38	398	68.61	11.683		
3/12/01	22:40	400	68.61	11.683		
3/12/01	22:42	402	68.61	11.664		
3/12/01	22:44	404	68.61	11.659		
3/12/01	22:46	406	68.61	11.662		

3/12/01	22:48	408	68.61	11.676		
3/12/01	22:50	410	68.61	11.657		
3/12/01	22:52	412	68.61	11.673		
3/12/01	22:54	414	68.61	11.655		
3/12/01	22:56	416	68.61	11.655		
3/12/01	22:58	418	68.61	11.652		
3/12/01	23:00	420	68.61	11.65		
3/12/01	23:02	422	68.61	11.65		
3/12/01	23:04	424	68.61	11.666		
3/12/01	23:06	426	68.61	11.664		
3/12/01	23:08	428	68.61	11.664		
3/12/01	23:10	430	68.61	11.662		
3/12/01	23:12	432	68.61	11.643		
3/12/01	23:14	434	68.61	11.643		
3/12/01	23:16	436	68.61	11.643		
3/12/01	23:18	438	68.61	11.643		
3/12/01	23:20	440	68.61	11.641		
3/12/01	23:22	442	68.61	11.641		
3/12/01	23:24	444	68.61	11.641		
3/12/01	23:26	446	68.61	11.641		
3/12/01	23:28	448	68.59	11.638		
3/12/01	23:30	450	68.61	11.636		
3/12/01	23:32	452	68.61	11.655		
3/12/01	23:34	454	68.61	11.636		
3/12/01	23:36	456	68.61	11.652		
3/12/01	23:38	458	68.61	11.634		
3/12/01	23:40	460	68.61	11.634		
3/12/01	23:42	462	68.61	11.631		
3/12/01	23:44	464	68.61	11.65		
3/12/01	23:46	466	68.61	11.631		
3/12/01	23:48	468	68.61	11.648		
3/12/01	23:50	470	68.61	11.648		
3/12/01	23:52	472	68.61	11.629		
3/12/01	23:54	474	68.61	11.629		
3/12/01	23:56	476	68.59	11.627		
3/12/01	23:58	478	68.59	11.627		
3/13/01	0:00	480	68.61	11.624		
3/13/01	0:02	482	68.61	11.627		
3/13/01	0:04	484	68.59	11.624		
3/13/01	0:06	486	68.59	11.641		
3/13/01	0:08	488	68.59	11.641		
3/13/01	0:10	490	68.59	11.624		
3/13/01	0:12	492	68.59	11.622		
3/13/01	0:14	494	68.59	11.622		
3/13/01	0:16	496	68.59	11.638		
3/13/01	0:18	498	68.59	11.617		
3/13/01	0:20	500	68.59	11.617		
3/13/01	0:22	502	68.59	11.62		
3/13/01	0:24	504	68.59	11.617		

3/13/01	0:26	506	68.59	11.617			
3/13/01	0:28	508	68.59	11.615			
3/13/01	0:30	510	68.59	11.615			
3/13/01	0:32	512	68.59	11.613			
3/13/01	0:34	514	68.59	11.613			
3/13/01	0:36	516	68.59	11.629			
3/13/01	0:38	518	68.59	11.634			
3/13/01	0:40	520	68.59	11.631			
3/13/01	0:42	522	68.59	11.629			
3/13/01	0:44	524	68.59	11.627			
3/13/01	0:46	526	68.59	11.627			
3/13/01	0:48	528	68.59	11.61			
3/13/01	0:50	530	68.59	11.61			
3/13/01	0:52	532	68.59	11.627			
3/13/01	0:54	534	68.59	11.608			
3/13/01	0:56	536	68.59	11.624			
3/13/01	0:58	538	68.59	11.624			
3/13/01	1:00	540	68.59	11.603			
3/13/01	1:02	542	68.59	11.601			
3/13/01	1:04	544	68.59	11.62			
3/13/01	1:06	546	68.59	11.62			
3/13/01	1:08	548	68.59	11.617			
3/13/01	1:10	550	68.59	11.601			
3/13/01	1:12	552	68.59	11.599			
3/13/01	1:14	554	68.59	11.596			
3/13/01	1:16	556	68.59	11.599			
3/13/01	1:18	558	68.59	11.596			
3/13/01	1:20	560	68.59	11.594			
3/13/01	1:22	562	68.59	11.594			
3/13/01	1:24	564	68.59	11.592			
3/13/01	1:26	566	68.59	11.589			
3/13/01	1:28	568	68.59	11.587			
3/13/01	1:30	570	68.59	11.587			
3/13/01	1:32	572	68.59	11.585			
3/13/01	1:34	574	68.59	11.585			
3/13/01	1:36	576	68.59	11.582			
3/13/01	1:38	578	68.59	11.582			
3/13/01	1:40	580	68.56	11.58			
3/13/01	1:42	582	68.56	11.58			
3/13/01	1:44	584	68.56	11.58			
3/13/01	1:46	586	68.56	11.58			
3/13/01	1:48	588	68.59	11.58			
3/13/01	1:50	590	68.59	11.575			
3/13/01	1:52	592	68.56	11.578			
3/13/01	1:54	594	68.59	11.575			
3/13/01	1:56	596	68.59	11.573			
3/13/01	1:58	598	68.56	11.573			
3/13/01	2:00	600	68.59	11.592			
3/13/01	2:02	602	68.59	11.573			

3/13/01	2:04	604	68.56	11.573		
3/13/01	2:06	606	68.59	11.573		
3/13/01	2:08	608	68.56	11.573		
3/13/01	2:10	610	68.56	11.59		
3/13/01	2:12	612	68.56	11.571		
3/13/01	2:14	614	68.59	11.573		
3/13/01	2:16	616	68.59	11.571		
3/13/01	2:18	618	68.59	11.571		
3/13/01	2:20	620	68.56	11.571		
3/13/01	2:22	622	68.56	11.571		
3/13/01	2:24	624	68.59	11.571		
3/13/01	2:26	626	68.59	11.571		
3/13/01	2:28	628	68.56	11.569		
3/13/01	2:30	630	68.56	11.569		
3/13/01	2:32	632	68.56	11.569		
3/13/01	2:34	634	68.56	11.587		
3/13/01	2:36	636	68.56	11.587		
3/13/01	2:38	638	68.56	11.585		
3/13/01	2:40	640	68.56	11.566		
3/13/01	2:42	642	68.56	11.566		
3/13/01	2:44	644	68.56	11.564		
3/13/01	2:46	646	68.56	11.564		
3/13/01	2:48	648	68.56	11.564		
3/13/01	2:50	650	68.56	11.583		
3/13/01	2:52	652	68.56	11.58		
3/13/01	2:54	654	68.56	11.58		
3/13/01	2:56	656	68.56	11.578		
3/13/01	2:58	658	68.56	11.578		
3/13/01	3:00	660	68.56	11.576		
3/13/01	3:02	662	68.56	11.576		
3/13/01	3:04	664	68.56	11.555		
3/13/01	3:06	666	68.56	11.555		
3/13/01	3:08	668	68.56	11.555		
3/13/01	3:10	670	68.56	11.555		
3/13/01	3:12	672	68.56	11.571		
3/13/01	3:14	674	68.56	11.571		
3/13/01	3:16	676	68.56	11.571		
3/13/01	3:18	678	68.56	11.55		
3/13/01	3:20	680	68.56	11.55		
3/13/01	3:22	682	68.56	11.548		
3/13/01	3:24	684	68.56	11.55		
3/13/01	3:26	686	68.56	11.548		
3/13/01	3:28	688	68.56	11.564		
3/13/01	3:30	690	68.56	11.559		
3/13/01	3:32	692	68.56	11.541		
3/13/01	3:34	694	68.56	11.541		
3/13/01	3:36	696	68.56	11.538		
3/13/01	3:38	698	68.56	11.538		
3/13/01	3:40	700	68.56	11.536		

3/13/01	3:42	702	68.56	11.552			
3/13/01	3:44	704	68.56	11.552			
3/13/01	3:46	706	68.56	11.552			
3/13/01	3:48	708	68.56	11.55			
3/13/01	3:50	710	68.56	11.55			
3/13/01	3:52	712	68.56	11.552			
3/13/01	3:54	714	68.56	11.534			
3/13/01	3:56	716	68.56	11.536			
3/13/01	3:58	718	68.56	11.534			
3/13/01	4:00	720	68.56	11.534			
3/13/01	4:02	722	68.56	11.531			
3/13/01	4:04	724	68.56	11.548			
3/13/01	4:06	726	68.56	11.531			
3/13/01	4:08	728	68.56	11.548			
3/13/01	4:10	730	68.56	11.531			
3/13/01	4:12	732	68.56	11.55			
3/13/01	4:14	734	68.56	11.529			
3/13/01	4:16	736	68.54	11.529			
3/13/01	4:18	738	68.56	11.529			
3/13/01	4:20	740	68.56	11.531			
3/13/01	4:22	742	68.56	11.545			
3/13/01	4:24	744	68.56	11.545			
3/13/01	4:26	746	68.56	11.548			
3/13/01	4:28	748	68.56	11.529			
3/13/01	4:30	750	68.56	11.529			
3/13/01	4:32	752	68.56	11.527			
3/13/01	4:34	754	68.56	11.524			
3/13/01	4:36	756	68.56	11.524			
3/13/01	4:38	758	68.56	11.527			
3/13/01	4:40	760	68.56	11.524			
3/13/01	4:42	762	68.56	11.524			
3/13/01	4:44	764	68.56	11.524			
3/13/01	4:46	766	68.56	11.522			
3/13/01	4:48	768	68.56	11.52			
3/13/01	4:50	770	68.54	11.522			
3/13/01	4:52	772	68.56	11.52			
3/13/01	4:54	774	68.54	11.52			
3/13/01	4:56	776	68.54	11.517			
3/13/01	4:58	778	68.54	11.536			
3/13/01	5:00	780	68.54	11.517			
3/13/01	5:02	782	68.54	11.515			
3/13/01	5:04	784	68.54	11.515			
3/13/01	5:06	786	68.54	11.517			
3/13/01	5:08	788	68.54	11.515			
3/13/01	5:10	790	68.54	11.513			
3/13/01	5:12	792	68.54	11.51			
3/13/01	5:14	794	68.54	11.513			
3/13/01	5:16	796	68.54	11.515			
3/13/01	5:18	798	68.54	11.513			

3/13/01	5:20	800	68.54	11.51		
3/13/01	5:22	802	68.54	11.529		
3/13/01	5:24	804	68.54	11.51		
3/13/01	5:26	806	68.54	11.51		
3/13/01	5:28	808	68.54	11.524		
3/13/01	5:30	810	68.54	11.524		
3/13/01	5:32	812	68.54	11.506		
3/13/01	5:34	814	68.54	11.508		
3/13/01	5:36	816	68.54	11.506		
3/13/01	5:38	818	68.54	11.506		
3/13/01	5:40	820	68.54	11.522		
3/13/01	5:42	822	68.54	11.522		
3/13/01	5:44	824	68.54	11.522		
3/13/01	5:46	826	68.54	11.506		
3/13/01	5:48	828	68.54	11.503		
3/13/01	5:50	830	68.54	11.503		
3/13/01	5:52	832	68.54	11.503		
3/13/01	5:54	834	68.54	11.501		
3/13/01	5:56	836	68.54	11.489		
3/13/01	5:58	838	68.54	11.499		
3/13/01	6:00	840	68.54	11.499		
3/13/01	6:02	842	68.54	11.517		
3/13/01	6:04	844	68.54	11.499		
3/13/01	6:06	846	68.54	11.499		
3/13/01	6:08	848	68.54	11.499		
3/13/01	6:10	850	68.54	11.501		
3/13/01	6:12	852	68.54	11.506		
3/13/01	6:14	854	68.54	11.501		
3/13/01	6:16	856	68.54	11.501		
3/13/01	6:18	858	68.54	11.503		
3/13/01	6:20	860	68.54	11.522		
3/13/01	6:22	862	68.54	11.506		
3/13/01	6:24	864	68.54	11.506		
3/13/01	6:26	866	68.54	11.506		
3/13/01	6:28	868	68.54	11.506		
3/13/01	6:30	870	68.54	11.522		
3/13/01	6:32	872	68.54	11.501		
3/13/01	6:34	874	68.54	11.496		
3/13/01	6:36	876	68.54	11.496		
3/13/01	6:38	878	68.54	11.496		
3/13/01	6:40	880	68.54	11.494		
3/13/01	6:42	882	68.54	11.494		
3/13/01	6:44	884	68.54	11.492		
3/13/01	6:46	886	68.52	11.49		
3/13/01	6:48	888	68.54	11.492		
3/13/01	6:50	890	68.54	11.489		
3/13/01	6:52	892	68.54	11.487		
3/13/01	6:54	894	68.54	11.503		
3/13/01	6:56	896	68.54	11.506		

3/13/01	6:58	898	68.54	11.489		
3/13/01	7:00	900	68.54	11.489		
3/13/01	7:02	902	68.54	11.508		
3/13/01	7:04	904	68.54	11.494		
3/13/01	7:06	906	68.54	11.492		
3/13/01	7:08	908	68.54	11.508		
3/13/01	7:10	910	68.54	11.487		
3/13/01	7:12	912	68.54	11.489		
3/13/01	7:14	914	68.54	11.506		
3/13/01	7:16	916	68.54	11.506		
3/13/01	7:18	918	68.54	11.487		
3/13/01	7:20	920	68.54	11.485		
3/13/01	7:22	922	68.54	11.487		
3/13/01	7:24	924	68.54	11.485		
3/13/01	7:26	926	68.54	11.485		
3/13/01	7:28	928	68.52	11.485		
3/13/01	7:30	930	68.54	11.487		
3/13/01	7:32	932	68.54	11.482		
3/13/01	7:34	934	68.52	11.483		
3/13/01	7:36	936	68.54	11.482		
3/13/01	7:38	938	68.54	11.48		
3/13/01	7:40	940	68.54	11.473		
3/13/01	7:42	942	68.54	11.496		
3/13/01	7:44	944	68.54	11.496		
3/13/01	7:46	946	68.54	11.499		
3/13/01	7:48	948	68.52	11.48		
3/13/01	7:50	950	68.52	11.494		
3/13/01	7:52	952	68.52	11.476		
3/13/01	7:54	954	68.54	11.475		
3/13/01	7:56	956	68.52	11.476		
3/13/01	7:58	958	68.52	11.473		
3/13/01	8:00	960	68.52	11.473		
3/13/01	8:02	962	68.52	11.473		
3/13/01	8:04	964	68.52	11.473		
3/13/01	8:06	966	68.52	11.492		
3/13/01	8:08	968	68.52	11.471		
3/13/01	8:10	970	68.52	11.473		
3/13/01	8:12	972	68.52	11.471		
3/13/01	8:14	974	68.52	11.471		
3/13/01	8:16	976	68.52	11.473		
3/13/01	8:18	978	68.52	11.471		
3/13/01	8:20	980	68.52	11.471		
3/13/01	8:22	982	68.52	11.471		
3/13/01	8:24	984	68.52	11.473		
3/13/01	8:26	986	68.52	11.473		
3/13/01	8:28	988	68.52	11.473		
3/13/01	8:30	990	68.52	11.471		
3/13/01	8:32	992	68.52	11.492		
3/13/01	8:34	994	68.52	11.476		

3/13/01	8:36	996	68.52	11.492		
3/13/01	8:38	998	68.52	11.49		
3/13/01	8:40	1000	68.52	11.476		
3/13/01	8:42	1002	68.52	11.476		
3/13/01	8:44	1004	68.52	11.473		
3/13/01	8:46	1006	68.52	11.473		
3/13/01	8:48	1008	68.52	11.469		
3/13/01	8:50	1010	68.52	11.466		
3/13/01	8:52	1012	68.52	11.487		
3/13/01	8:54	1014	68.52	11.487		
3/13/01	8:56	1016	68.52	11.471		
3/13/01	8:58	1018	68.52	11.471		
3/13/01	9:00	1020	68.52	11.49		
3/13/01	9:02	1022	68.52	11.492		
3/13/01	9:04	1024	68.52	11.476		
3/13/01	9:06	1026	68.52	11.471		
3/13/01	9:08	1028	68.52	11.471		
3/13/01	9:10	1030	68.52	11.473		
3/13/01	9:12	1032	68.52	11.471		
3/13/01	9:14	1034	68.52	11.492		
3/13/01	9:16	1036	68.52	11.492		
3/13/01	9:18	1038	68.52	11.476		
3/13/01	9:20	1040	68.52	11.473		
3/13/01	9:22	1042	68.52	11.469		
3/13/01	9:24	1044	68.52	11.469		
3/13/01	9:26	1046	68.52	11.469		
3/13/01	9:28	1048	68.52	11.471		
3/13/01	9:30	1050	68.52	11.471		
3/13/01	9:32	1052	68.52	11.469		
3/13/01	9:34	1054	68.52	11.469		
3/13/01	9:36	1056	68.52	11.49		
3/13/01	9:38	1058	68.52	11.469		
3/13/01	9:40	1060	68.52	11.471		
3/13/01	9:42	1062	68.52	11.469		
3/13/01	9:44	1064	68.52	11.471		
3/13/01	9:46	1066	68.52	11.471		
3/13/01	9:48	1068	68.52	11.485		
3/13/01	9:50	1070	68.52	11.492		
3/13/01	9:52	1072	68.52	11.485		
3/13/01	9:54	1074	68.52	11.483		
3/13/01	9:56	1076	68.52	11.478		
3/13/01	9:58	1078	68.52	11.476		
3/13/01	10:00	1080	68.52	11.469		
3/13/01	10:02	1082	68.52	11.464		
3/13/01	10:04	1084	68.52	11.459		
3/13/01	10:06	1086	68.52	11.457		
3/13/01	10:08	1088	68.52	11.457		
3/13/01	10:10	1090	68.52	11.452		
3/13/01	10:12	1092	68.52	11.45		

3/13/01	10:14	1094	68.52	11.45		
3/13/01	10:16	1096	68.52	11.445		
3/13/01	10:18	1098	68.52	11.445		
3/13/01	10:20	1100	68.52	11.443		
3/13/01	10:22	1102	68.52	11.443		
3/13/01	10:24	1104	68.52	11.441		
3/13/01	10:26	1106	68.52	11.441		
3/13/01	10:28	1108	68.52	11.438		
3/13/01	10:30	1110	68.52	11.438		
3/13/01	10:32	1112	68.52	11.464		
3/13/01	10:34	1114	68.52	11.443		
3/13/01	10:36	1116	68.52	11.462		
3/13/01	10:38	1118	68.52	11.455		
3/13/01	10:40	1120	68.52	11.441		
3/13/01	10:42	1122	68.52	11.452		
3/13/01	10:44	1124	68.52	11.457		
3/13/01	10:46	1126	68.52	11.457		
3/13/01	10:48	1128	68.52	11.455		
3/13/01	10:50	1130	68.52	11.471		
3/13/01	10:52	1132	68.52	11.471		
3/13/01	10:54	1134	68.52	11.452		
3/13/01	10:56	1136	68.52	11.455		
3/13/01	10:58	1138	68.52	11.443		
3/13/01	11:00	1140	68.52	11.436		
3/13/01	11:02	1142	68.52	11.436		
3/13/01	11:04	1144	68.52	11.462		
3/13/01	11:06	1146	68.5	11.445		
3/13/01	11:08	1148	68.52	11.448		
3/13/01	11:10	1150	68.52	11.448		
3/13/01	11:12	1152	68.52	11.448		
3/13/01	11:14	1154	68.52	11.464		
3/13/01	11:16	1156	68.52	11.462		
3/13/01	11:18	1158	68.52	11.464		
3/13/01	11:20	1160	68.52	11.445		
3/13/01	11:22	1162	68.52	11.443		
3/13/01	11:24	1164	68.52	11.462		
3/13/01	11:26	1166	68.52	11.462		
3/13/01	11:28	1168	68.52	11.459		
3/13/01	11:30	1170	68.5	11.462		
3/13/01	11:32	1172	68.52	11.445		
3/13/01	11:34	1174	68.52	11.45		
3/13/01	11:36	1176	68.5	11.459		
3/13/01	11:38	1178	68.5	11.436		
3/13/01	11:40	1180	68.52	11.431		
3/13/01	11:42	1182	68.5	11.427		
3/13/01	11:44	1184	68.5	11.431		
3/13/01	11:46	1186	68.52	11.427		
3/13/01	11:48	1188	68.5	11.422		
3/13/01	11:50	1190	68.5	11.417		

3/13/01	11:52	1192	68.5	11.413		
3/13/01	11:54	1194	68.52	11.408		
3/13/01	11:56	1196	68.5	11.408		
3/13/01	11:58	1198	68.5	11.403		
3/13/01	12:00	1200	68.5	11.401		
3/13/01	12:02	1202	68.5	11.394		
3/13/01	12:04	1204	68.5	11.413		
3/13/01	12:06	1206	68.5	11.41		
3/13/01	12:08	1208	68.5	11.413		
3/13/01	12:10	1210	68.5	11.415		
3/13/01	12:12	1212	68.5	11.394		
3/13/01	12:14	1214	68.52	11.394		
3/13/01	12:16	1216	68.52	11.389		
3/13/01	12:18	1218	68.52	11.389		
3/13/01	12:20	1220	68.52	11.408		
3/13/01	12:22	1222	68.52	11.408		
3/13/01	12:24	1224	68.52	11.401		
3/13/01	12:26	1226	68.5	11.382		
3/13/01	12:28	1228	68.5	11.38		
3/13/01	12:30	1230	68.5	11.399		
3/13/01	12:32	1232	68.5	11.38		
3/13/01	12:34	1234	68.5	11.382		
3/13/01	12:36	1236	68.52	11.399		
3/13/01	12:38	1238	68.5	11.399		
3/13/01	12:40	1240	68.5	11.401		
3/13/01	12:42	1242	68.5	11.385		
3/13/01	12:44	1244	68.5	11.382		
3/13/01	12:46	1246	68.5	11.382		
3/13/01	12:48	1248	68.5	11.389		
3/13/01	12:50	1250	68.5	11.382		
3/13/01	12:52	1252	68.5	11.394		
3/13/01	12:54	1254	68.5	11.41		
3/13/01	12:56	1256	68.5	11.392		
3/13/01	12:58	1258	68.5	11.389		
3/13/01	13:00	1260	68.5	11.389		
3/13/01	13:02	1262	68.5	11.387		
3/13/01	13:04	1264	68.5	11.378		
3/13/01	13:06	1266	68.5	11.38		
3/13/01	13:08	1268	68.5	11.371		
3/13/01	13:10	1270	68.5	11.38		
3/13/01	13:12	1272	68.5	11.382		
3/13/01	13:14	1274	68.5	11.38		
3/13/01	13:16	1276	68.5	11.382		
3/13/01	13:18	1278	68.5	11.382		
3/13/01	13:20	1280	68.5	11.385		
3/13/01	13:22	1282	68.5	11.385		
3/13/01	13:24	1284	68.5	11.387		
3/13/01	13:26	1286	68.5	11.387		
3/13/01	13:28	1288	68.5	11.385		

3/13/01	13:30	1290	68.5	11.385		
3/13/01	13:32	1292	68.5	11.382		
3/13/01	13:34	1294	68.5	11.385		
3/13/01	13:36	1296	68.5	11.392		
3/13/01	13:38	1298	68.5	11.403		
3/13/01	13:40	1300	68.5	11.399		
3/13/01	13:42	1302	68.5	11.41		
3/13/01	13:44	1304	68.5	11.408		
3/13/01	13:46	1306	68.5	11.392		
3/13/01	13:48	1308	68.5	11.389		
3/13/01	13:50	1310	68.5	11.392		
3/13/01	13:52	1312	68.5	11.389		
3/13/01	13:54	1314	68.5	11.389		
3/13/01	13:56	1316	68.5	11.387		
3/13/01	13:58	1318	68.5	11.389		
3/13/01	14:00	1320	68.5	11.392		
3/13/01	14:02	1322	68.5	11.41		
3/13/01	14:04	1324	68.5	11.408		
3/13/01	14:06	1326	68.5	11.403		
3/13/01	14:08	1328	68.5	11.399		
3/13/01	14:10	1330	68.5	11.396		
3/13/01	14:12	1332	68.5	11.41		
3/13/01	14:14	1334	68.5	11.408		
3/13/01	14:16	1336	68.5	11.406		
3/13/01	14:18	1338	68.5	11.392		
3/13/01	14:20	1340	68.5	11.389		
3/13/01	14:22	1342	68.5	11.385		
3/13/01	14:24	1344	68.5	11.385		
3/13/01	14:26	1346	68.5	11.382		
3/13/01	14:28	1348	68.5	11.38		
3/13/01	14:30	1350	68.5	11.385		
3/13/01	14:32	1352	68.5	11.385		
3/13/01	14:34	1354	68.5	11.406		
3/13/01	14:36	1356	68.5	11.387		
3/13/01	14:38	1358	68.5	11.385		
3/13/01	14:40	1360	68.5	11.403		
3/13/01	14:42	1362	68.5	11.387		
3/13/01	14:44	1364	68.5	11.401		
3/13/01	14:46	1366	68.5	11.401		
3/13/01	14:48	1368	68.5	11.401		
3/13/01	14:50	1370	68.5	11.401		
3/13/01	14:52	1372	68.5	11.382		
3/13/01	14:54	1374	68.5	11.382		
3/13/01	14:56	1376	68.5	11.382		
3/13/01	14:58	1378	68.5	11.382		
3/13/01	15:00	1380	68.5	11.382		
3/13/01	15:02	1382	68.5	11.382		
3/13/01	15:04	1384	68.5	11.378		
3/13/01	15:06	1386	68.5	11.382		

3/13/01	15:08	1388	68.5	11.382		
3/13/01	15:10	1390	68.5	11.38		
3/13/01	15:12	1392	68.5	11.38		
3/13/01	15:14	1394	68.5	11.38		
3/13/01	15:16	1396	68.5	11.38		
3/13/01	15:18	1398	68.5	11.378		
3/13/01	15:20	1400	68.5	11.38		
3/13/01	15:22	1402	68.5	11.38		
3/13/01	15:24	1404	68.5	11.382		
3/13/01	15:26	1406	68.5	11.382		
3/13/01	15:28	1408	68.5	11.401		
3/13/01	15:30	1410	68.5	11.42		
3/13/01	15:32	1412	68.5	11.417		
3/13/01	15:34	1414	68.5	11.413		
3/13/01	15:36	1416	68.5	11.427		
3/13/01	15:38	1418	68.5	11.401		
3/13/01	15:40	1420	68.5	11.396		
3/13/01	15:42	1422	68.5	11.394		
3/13/01	15:44	1424	68.5	11.394		
3/13/01	15:46	1426	68.5	11.394		
3/13/01	15:48	1428	68.5	11.392		
3/13/01	15:50	1430	68.5	11.406		
3/13/01	15:52	1432	68.5	11.401		
3/13/01	15:54	1434	68.5	11.382		
3/13/01	15:56	1436	68.5	11.382		
3/13/01	15:58	1438	68.5	11.38		
3/13/01	16:00	1440	68.5	11.378		
3/13/01	16:02	1442	68.5	11.378		
3/13/01	16:04	1444	68.5	11.394		
3/13/01	16:06	1446	68.5	11.38		
3/13/01	16:08	1448	68.5	11.378		
3/13/01	16:10	1450	68.5	11.375		
3/13/01	16:12	1452	68.5	11.38		
3/13/01	16:14	1454	68.5	11.378		
3/13/01	16:16	1456	68.5	11.378		
3/13/01	16:18	1458	68.5	11.375		
3/13/01	16:20	1460	68.5	11.375		
3/13/01	16:22	1462	68.5	11.375		
3/13/01	16:24	1464	68.5	11.375		
3/13/01	16:26	1466	68.5	11.394		
3/13/01	16:28	1468	68.5	11.394		
3/13/01	16:30	1470	68.5	11.392		
3/13/01	16:32	1472	68.5	11.373		
3/13/01	16:34	1474	68.5	11.373		
3/13/01	16:36	1476	68.5	11.375		
3/13/01	16:38	1478	68.5	11.373		
3/13/01	16:40	1480	68.5	11.373		
3/13/01	16:42	1482	68.5	11.371		
3/13/01	16:44	1484	68.5	11.368		

3/13/01	16:46	1486	68.5	11.371		
3/13/01	16:48	1488	68.5	11.371		
3/13/01	16:50	1490	68.5	11.371		
3/13/01	16:52	1492	68.5	11.368		
3/13/01	16:54	1494	68.5	11.368		
3/13/01	16:56	1496	68.5	11.371		
3/13/01	16:58	1498	68.5	11.371		
3/13/01	17:00	1500	68.5	11.368		
3/13/01	17:02	1502	68.5	11.368		
3/13/01	17:04	1504	68.5	11.368		
3/13/01	17:06	1506	68.5	11.368		
3/13/01	17:08	1508	68.5	11.368		
3/13/01	17:10	1510	68.5	11.368		
3/13/01	17:12	1512	68.5	11.366		
3/13/01	17:14	1514	68.5	11.394		
3/13/01	17:16	1516	68.5	11.438		
3/13/01	17:18	1518	68.5	11.438		
3/13/01	17:20	1520	68.5	11.459		
3/13/01	17:22	1522	68.47	11.462		
3/13/01	17:24	1524	68.5	11.445		
3/13/01	17:26	1526	68.5	11.448		
3/13/01	17:28	1528	68.5	11.441		
3/13/01	17:30	1530	68.47	11.413		
3/13/01	17:32	1532	68.47	11.41		
3/13/01	17:34	1534	68.47	11.406		
3/13/01	17:36	1536	68.47	11.403		
3/13/01	17:38	1538	68.47	11.401		
3/13/01	17:40	1540	68.5	11.399		
3/13/01	17:42	1542	68.5	11.396		
3/13/01	17:44	1544	68.5	11.396		
3/13/01	17:46	1546	68.5	11.41		
3/13/01	17:48	1548	68.47	11.41		
3/13/01	17:50	1550	68.5	11.406		
3/13/01	17:52	1552	68.47	11.387		
3/13/01	17:54	1554	68.5	11.382		
3/13/01	17:56	1556	68.47	11.382		
3/13/01	17:58	1558	68.47	11.378		
3/13/01	18:00	1560	68.5	11.375		
3/13/01	18:02	1562	68.47	11.375		
3/13/01	18:04	1564	68.47	11.373		
3/13/01	18:06	1566	68.47	11.368		
3/13/01	18:08	1568	68.47	11.368		
3/13/01	18:10	1570	68.47	11.368		
3/13/01	18:12	1572	68.47	11.366		
3/13/01	18:14	1574	68.47	11.371		
3/13/01	18:16	1576	68.47	11.368		
3/13/01	18:18	1578	68.5	11.385		
3/13/01	18:20	1580	68.47	11.382		
3/13/01	18:22	1582	68.5	11.382		

3/13/01	18:24	1584	68.5	11.385		
3/13/01	18:26	1586	68.5	11.382		
3/13/01	18:28	1588	68.5	11.382		
3/13/01	18:30	1590	68.5	11.382		
3/13/01	18:32	1592	68.5	11.378		
3/13/01	18:34	1594	68.5	11.359		
3/13/01	18:36	1596	68.5	11.359		
3/13/01	18:38	1598	68.5	11.359		
3/13/01	18:40	1600	68.5	11.361		
3/13/01	18:42	1602	68.5	11.357		
3/13/01	18:44	1604	68.5	11.359		
3/13/01	18:46	1606	68.5	11.375		
3/13/01	18:48	1608	68.5	11.394		
3/13/01	18:50	1610	68.5	11.401		
3/13/01	18:52	1612	68.5	11.394		
3/13/01	18:54	1614	68.5	11.408		
3/13/01	18:56	1616	68.5	11.399		
3/13/01	18:58	1618	68.5	11.394		
3/13/01	19:00	1620	68.5	11.392		
3/13/01	19:02	1622	68.5	11.387		
3/13/01	19:04	1624	68.5	11.368		
3/13/01	19:06	1626	68.5	11.364		
3/13/01	19:08	1628	68.5	11.364		
3/13/01	19:10	1630	68.5	11.361		
3/13/01	19:12	1632	68.5	11.38		
3/13/01	19:14	1634	68.5	11.375		
3/13/01	19:16	1636	68.5	11.357		
3/13/01	19:18	1638	68.5	11.354		
3/13/01	19:20	1640	68.5	11.359		
3/13/01	19:22	1642	68.5	11.359		
3/13/01	19:24	1644	68.5	11.375		
3/13/01	19:26	1646	68.5	11.354		
3/13/01	19:28	1648	68.5	11.354		
3/13/01	19:30	1650	68.5	11.354		
3/13/01	19:32	1652	68.5	11.354		
3/13/01	19:34	1654	68.5	11.359		
3/13/01	19:36	1656	68.5	11.357		
3/13/01	19:38	1658	68.5	11.357		
3/13/01	19:40	1660	68.5	11.357		
3/13/01	19:42	1662	68.5	11.371		
3/13/01	19:44	1664	68.47	11.371		
3/13/01	19:46	1666	68.5	11.371		
3/13/01	19:48	1668	68.5	11.352		
3/13/01	19:50	1670	68.5	11.368		
3/13/01	19:52	1672	68.5	11.35		
3/13/01	19:54	1674	68.5	11.35		
3/13/01	19:56	1676	68.5	11.35		
3/13/01	19:58	1678	68.47	11.35		
3/13/01	20:00	1680	68.47	11.352		

3/13/01	20:02	1682	68.47	11.35		
3/13/01	20:04	1684	68.5	11.35		
3/13/01	20:06	1686	68.47	11.35		
3/13/01	20:08	1688	68.47	11.35		
3/13/01	20:10	1690	68.5	11.35		
3/13/01	20:12	1692	68.5	11.347		
3/13/01	20:14	1694	68.47	11.345		
3/13/01	20:16	1696	68.47	11.348		
3/13/01	20:18	1698	68.47	11.345		
3/13/01	20:20	1700	68.47	11.364		
3/13/01	20:22	1702	68.47	11.348		
3/13/01	20:24	1704	68.47	11.348		
3/13/01	20:26	1706	68.47	11.345		
3/13/01	20:28	1708	68.47	11.345		
3/13/01	20:30	1710	68.47	11.364		
3/13/01	20:32	1712	68.47	11.361		
3/13/01	20:34	1714	68.47	11.361		
3/13/01	20:36	1716	68.5	11.361		
3/13/01	20:38	1718	68.5	11.345		
3/13/01	20:40	1720	68.47	11.361		
3/13/01	20:42	1722	68.47	11.361		
3/13/01	20:44	1724	68.5	11.359		
3/13/01	20:46	1726	68.47	11.343		
3/13/01	20:48	1728	68.5	11.343		
3/13/01	20:50	1730	68.5	11.343		
3/13/01	20:52	1732	68.5	11.343		
3/13/01	20:54	1734	68.5	11.343		
3/13/01	20:56	1736	68.47	11.348		
3/13/01	20:58	1738	68.5	11.345		
3/13/01	21:00	1740	68.5	11.345		
3/13/01	21:02	1742	68.47	11.359		
3/13/01	21:04	1744	68.47	11.341		
3/13/01	21:06	1746	68.5	11.359		
3/13/01	21:08	1748	68.5	11.343		
3/13/01	21:10	1750	68.5	11.343		
3/13/01	21:12	1752	68.47	11.341		
3/13/01	21:14	1754	68.47	11.341		
3/13/01	21:16	1756	68.47	11.343		
3/13/01	21:18	1758	68.5	11.338		
3/13/01	21:20	1760	68.5	11.345		
3/13/01	21:22	1762	68.47	11.359		
3/13/01	21:24	1764	68.47	11.354		
3/13/01	21:26	1766	68.5	11.354		
3/13/01	21:28	1768	68.47	11.336		
3/13/01	21:30	1770	68.47	11.336		
3/13/01	21:32	1772	68.5	11.331		
3/13/01	21:34	1774	68.5	11.333		
3/13/01	21:36	1776	68.5	11.336		
3/13/01	21:38	1778	68.47	11.334		

3/13/01	21:40	1780	68.5	11.333		
3/13/01	21:42	1782	68.5	11.333		
3/13/01	21:44	1784	68.5	11.333		
3/13/01	21:46	1786	68.47	11.334		
3/13/01	21:48	1788	68.5	11.35		
3/13/01	21:50	1790	68.5	11.333		
3/13/01	21:52	1792	68.5	11.333		
3/13/01	21:54	1794	68.5	11.333		
3/13/01	21:56	1796	68.5	11.333		
3/13/01	21:58	1798	68.47	11.331		
3/13/01	22:00	1800	68.5	11.333		
3/13/01	22:02	1802	68.47	11.331		
3/13/01	22:04	1804	68.47	11.334		
3/13/01	22:06	1806	68.5	11.331		
3/13/01	22:08	1808	68.5	11.333		
3/13/01	22:10	1810	68.47	11.336		
3/13/01	22:12	1812	68.47	11.336		
3/13/01	22:14	1814	68.5	11.333		
3/13/01	22:16	1816	68.47	11.331		
3/13/01	22:18	1818	68.5	11.331		
3/13/01	22:20	1820	68.47	11.334		
3/13/01	22:22	1822	68.47	11.331		
3/13/01	22:24	1824	68.47	11.334		
3/13/01	22:26	1826	68.47	11.334		
3/13/01	22:28	1828	68.47	11.334		
3/13/01	22:30	1830	68.47	11.331		
3/13/01	22:32	1832	68.47	11.35		
3/13/01	22:34	1834	68.47	11.331		
3/13/01	22:36	1836	68.47	11.35		
3/13/01	22:38	1838	68.47	11.35		
3/13/01	22:40	1840	68.47	11.329		
3/13/01	22:42	1842	68.47	11.329		
3/13/01	22:44	1844	68.47	11.327		
3/13/01	22:46	1846	68.47	11.327		
3/13/01	22:48	1848	68.47	11.327		
3/13/01	22:50	1850	68.47	11.327		
3/13/01	22:52	1852	68.47	11.327		
3/13/01	22:54	1854	68.47	11.327		
3/13/01	22:56	1856	68.47	11.327		
3/13/01	22:58	1858	68.47	11.327		
3/13/01	23:00	1860	68.47	11.327		
3/13/01	23:02	1862	68.47	11.324		
3/13/01	23:04	1864	68.47	11.343		
3/13/01	23:06	1866	68.47	11.324		
3/13/01	23:08	1868	68.47	11.324		
3/13/01	23:10	1870	68.47	11.324		
3/13/01	23:12	1872	68.47	11.324		
3/13/01	23:14	1874	68.47	11.322		
3/13/01	23:16	1876	68.47	11.341		

3/13/01	23:18	1878	68.47	11.322		
3/13/01	23:20	1880	68.47	11.324		
3/13/01	23:22	1882	68.47	11.322		
3/13/01	23:24	1884	68.47	11.322		
3/13/01	23:26	1886	68.47	11.338		
3/13/01	23:28	1888	68.47	11.341		
3/13/01	23:30	1890	68.47	11.322		
3/13/01	23:32	1892	68.47	11.32		
3/13/01	23:34	1894	68.47	11.32		
3/13/01	23:36	1896	68.47	11.338		
3/13/01	23:38	1898	68.47	11.338		
3/13/01	23:40	1900	68.47	11.336		
3/13/01	23:42	1902	68.47	11.338		
3/13/01	23:44	1904	68.47	11.336		
3/13/01	23:46	1906	68.47	11.336		
3/13/01	23:48	1908	68.47	11.336		
3/13/01	23:50	1910	68.47	11.336		
3/13/01	23:52	1912	68.47	11.32		
3/13/01	23:54	1914	68.47	11.317		
3/13/01	23:56	1916	68.47	11.317		
3/13/01	23:58	1918	68.47	11.317		
3/14/01	0:00	1920	68.47	11.331		
3/14/01	0:02	1922	68.47	11.32		
3/14/01	0:04	1924	68.47	11.32		
3/14/01	0:06	1926	68.47	11.32		
3/14/01	0:08	1928	68.47	11.32		
3/14/01	0:10	1930	68.47	11.317		
3/14/01	0:12	1932	68.47	11.317		
3/14/01	0:14	1934	68.47	11.317		
3/14/01	0:16	1936	68.47	11.315		
3/14/01	0:18	1938	68.47	11.317		
3/14/01	0:20	1940	68.47	11.334		
3/14/01	0:22	1942	68.47	11.331		
3/14/01	0:24	1944	68.47	11.334		
3/14/01	0:26	1946	68.47	11.334		
3/14/01	0:28	1948	68.47	11.331		
3/14/01	0:30	1950	68.47	11.329		
3/14/01	0:32	1952	68.47	11.315		
3/14/01	0:34	1954	68.47	11.313		
3/14/01	0:36	1956	68.47	11.313		
3/14/01	0:38	1958	68.47	11.329		
3/14/01	0:40	1960	68.47	11.31		
3/14/01	0:42	1962	68.47	11.329		
3/14/01	0:44	1964	68.47	11.31		
3/14/01	0:46	1966	68.47	11.31		
3/14/01	0:48	1968	68.47	11.31		
3/14/01	0:50	1970	68.47	11.31		
3/14/01	0:52	1972	68.47	11.329		
3/14/01	0:54	1974	68.47	11.31		

3/14/01	0:56	1976	68.47	11.31		
3/14/01	0:58	1978	68.47	11.308		
3/14/01	1:00	1980	68.47	11.31		
3/14/01	1:02	1982	68.47	11.308		
3/14/01	1:04	1984	68.47	11.308		
3/14/01	1:06	1986	68.47	11.308		
3/14/01	1:08	1988	68.47	11.327		
3/14/01	1:10	1990	68.47	11.306		
3/14/01	1:12	1992	68.47	11.306		
3/14/01	1:14	1994	68.47	11.306		
3/14/01	1:16	1996	68.47	11.306		
3/14/01	1:18	1998	68.47	11.306		
3/14/01	1:20	2000	68.47	11.306		
3/14/01	1:22	2002	68.45	11.306		
3/14/01	1:24	2004	68.47	11.303		
3/14/01	1:26	2006	68.47	11.303		
3/14/01	1:28	2008	68.45	11.303		
3/14/01	1:30	2010	68.45	11.303		
3/14/01	1:32	2012	68.45	11.303		
3/14/01	1:34	2014	68.47	11.303		
3/14/01	1:36	2016	68.47	11.303		
3/14/01	1:38	2018	68.45	11.301		
3/14/01	1:40	2020	68.45	11.301		
3/14/01	1:42	2022	68.47	11.303		
3/14/01	1:44	2024	68.47	11.301		
3/14/01	1:46	2026	68.47	11.301		
3/14/01	1:48	2028	68.47	11.317		
3/14/01	1:50	2030	68.47	11.32		
3/14/01	1:52	2032	68.47	11.32		
3/14/01	1:54	2034	68.45	11.32		
3/14/01	1:56	2036	68.47	11.303		
3/14/01	1:58	2038	68.47	11.301		
3/14/01	2:00	2040	68.47	11.301		
3/14/01	2:02	2042	68.45	11.301		
3/14/01	2:04	2044	68.47	11.317		
3/14/01	2:06	2046	68.47	11.32		
3/14/01	2:08	2048	68.47	11.301		
3/14/01	2:10	2050	68.47	11.301		
3/14/01	2:12	2052	68.47	11.317		
3/14/01	2:14	2054	68.47	11.296		
3/14/01	2:16	2056	68.47	11.299		
3/14/01	2:18	2058	68.47	11.301		
3/14/01	2:20	2060	68.47	11.301		
3/14/01	2:22	2062	68.47	11.299		
3/14/01	2:24	2064	68.47	11.299		
3/14/01	2:26	2066	68.47	11.301		
3/14/01	2:28	2068	68.47	11.299		
3/14/01	2:30	2070	68.47	11.296		
3/14/01	2:32	2072	68.47	11.299		

3/14/01	2:34	2074	68.47	11.299		
3/14/01	2:36	2076	68.47	11.299		
3/14/01	2:38	2078	68.47	11.315		
3/14/01	2:40	2080	68.47	11.299		
3/14/01	2:42	2082	68.47	11.296		
3/14/01	2:44	2084	68.47	11.294		
3/14/01	2:46	2086	68.47	11.296		
3/14/01	2:48	2088	68.47	11.296		
3/14/01	2:50	2090	68.47	11.294		
3/14/01	2:52	2092	68.47	11.294		
3/14/01	2:54	2094	68.47	11.31		
3/14/01	2:56	2096	68.47	11.294		
3/14/01	2:58	2098	68.47	11.294		
3/14/01	3:00	2100	68.47	11.292		
3/14/01	3:02	2102	68.47	11.31		
3/14/01	3:04	2104	68.47	11.294		
3/14/01	3:06	2106	68.47	11.294		
3/14/01	3:08	2108	68.47	11.292		
3/14/01	3:10	2110	68.47	11.292		
3/14/01	3:12	2112	68.47	11.292		
3/14/01	3:14	2114	68.47	11.289		
3/14/01	3:16	2116	68.47	11.289		
3/14/01	3:18	2118	68.47	11.292		
3/14/01	3:20	2120	68.47	11.289		
3/14/01	3:22	2122	68.47	11.289		
3/14/01	3:24	2124	68.47	11.289		
3/14/01	3:26	2126	68.47	11.306		
3/14/01	3:28	2128	68.47	11.287		
3/14/01	3:30	2130	68.47	11.306		
3/14/01	3:32	2132	68.47	11.287		
3/14/01	3:34	2134	68.47	11.287		
3/14/01	3:36	2136	68.47	11.287		
3/14/01	3:38	2138	68.47	11.301		
3/14/01	3:40	2140	68.47	11.303		
3/14/01	3:42	2142	68.47	11.285		
3/14/01	3:44	2144	68.47	11.287		
3/14/01	3:46	2146	68.47	11.303		
3/14/01	3:48	2148	68.47	11.285		
3/14/01	3:50	2150	68.47	11.285		
3/14/01	3:52	2152	68.47	11.282		
3/14/01	3:54	2154	68.47	11.285		
3/14/01	3:56	2156	68.47	11.301		
3/14/01	3:58	2158	68.47	11.282		
3/14/01	4:00	2160	68.47	11.282		
3/14/01	4:02	2162	68.47	11.282		
3/14/01	4:04	2164	68.47	11.282		
3/14/01	4:06	2166	68.47	11.282		
3/14/01	4:08	2168	68.45	11.28		
3/14/01	4:10	2170	68.45	11.28		

3/14/01	4:12	2172	68.47	11.278		
3/14/01	4:14	2174	68.47	11.28		
3/14/01	4:16	2176	68.45	11.28		
3/14/01	4:18	2178	68.47	11.296		
3/14/01	4:20	2180	68.47	11.278		
3/14/01	4:22	2182	68.47	11.28		
3/14/01	4:24	2184	68.45	11.278		
3/14/01	4:26	2186	68.45	11.278		
3/14/01	4:28	2188	68.45	11.28		
3/14/01	4:30	2190	68.45	11.278		
3/14/01	4:32	2192	68.45	11.278		
3/14/01	4:34	2194	68.47	11.285		
3/14/01	4:36	2196	68.47	11.282		
3/14/01	4:38	2198	68.45	11.28		
3/14/01	4:40	2200	68.47	11.278		
3/14/01	4:42	2202	68.45	11.275		
3/14/01	4:44	2204	68.45	11.278		
3/14/01	4:46	2206	68.45	11.275		
3/14/01	4:48	2208	68.45	11.275		
3/14/01	4:50	2210	68.45	11.273		
3/14/01	4:52	2212	68.45	11.275		
3/14/01	4:54	2214	68.45	11.275		
3/14/01	4:56	2216	68.45	11.275		
3/14/01	4:58	2218	68.45	11.273		
3/14/01	5:00	2220	68.45	11.273		
3/14/01	5:02	2222	68.47	11.271		
3/14/01	5:04	2224	68.45	11.273		
3/14/01	5:06	2226	68.45	11.271		
3/14/01	5:08	2228	68.45	11.271		
3/14/01	5:10	2230	68.45	11.271		
3/14/01	5:12	2232	68.47	11.271		
3/14/01	5:14	2234	68.47	11.268		
3/14/01	5:16	2236	68.47	11.271		
3/14/01	5:18	2238	68.45	11.268		
3/14/01	5:20	2240	68.45	11.268		
3/14/01	5:22	2242	68.45	11.271		
3/14/01	5:24	2244	68.47	11.268		
3/14/01	5:26	2246	68.45	11.268		
3/14/01	5:28	2248	68.45	11.266		
3/14/01	5:30	2250	68.45	11.266		
3/14/01	5:32	2252	68.45	11.268		
3/14/01	5:34	2254	68.45	11.266		
3/14/01	5:36	2256	68.45	11.268		
3/14/01	5:38	2258	68.45	11.266		
3/14/01	5:40	2260	68.47	11.264		
3/14/01	5:42	2262	68.45	11.266		
3/14/01	5:44	2264	68.45	11.266		
3/14/01	5:46	2266	68.47	11.282		
3/14/01	5:48	2268	68.45	11.282		

3/14/01	5:50	2270	68.45	11.264		
3/14/01	5:52	2272	68.45	11.264		
3/14/01	5:54	2274	68.45	11.268		
3/14/01	5:56	2276	68.45	11.266		
3/14/01	5:58	2278	68.45	11.266		
3/14/01	6:00	2280	68.45	11.282		
3/14/01	6:02	2282	68.45	11.282		
3/14/01	6:04	2284	68.45	11.264		
3/14/01	6:06	2286	68.45	11.264		
3/14/01	6:08	2288	68.45	11.264		
3/14/01	6:10	2290	68.45	11.282		
3/14/01	6:12	2292	68.45	11.282		
3/14/01	6:14	2294	68.45	11.266		
3/14/01	6:16	2296	68.45	11.282		
3/14/01	6:18	2298	68.45	11.28		
3/14/01	6:20	2300	68.45	11.264		
3/14/01	6:22	2302	68.45	11.261		
3/14/01	6:24	2304	68.45	11.261		
3/14/01	6:26	2306	68.45	11.261		
3/14/01	6:28	2308	68.45	11.261		
3/14/01	6:30	2310	68.45	11.259		
3/14/01	6:32	2312	68.45	11.261		
3/14/01	6:34	2314	68.45	11.261		
3/14/01	6:36	2316	68.45	11.259		
3/14/01	6:38	2318	68.45	11.259		
3/14/01	6:40	2320	68.45	11.275		
3/14/01	6:42	2322	68.45	11.275		
3/14/01	6:44	2324	68.45	11.275		
3/14/01	6:46	2326	68.45	11.259		
3/14/01	6:48	2328	68.45	11.259		
3/14/01	6:50	2330	68.45	11.259		
3/14/01	6:52	2332	68.45	11.259		
3/14/01	6:54	2334	68.45	11.259		
3/14/01	6:56	2336	68.45	11.259		
3/14/01	6:58	2338	68.45	11.259		
3/14/01	7:00	2340	68.45	11.259		
3/14/01	7:02	2342	68.45	11.259		
3/14/01	7:04	2344	68.45	11.257		
3/14/01	7:06	2346	68.47	11.257		
3/14/01	7:08	2348	68.45	11.257		
3/14/01	7:10	2350	68.45	11.257		
3/14/01	7:12	2352	68.45	11.254		
3/14/01	7:14	2354	68.45	11.257		
3/14/01	7:16	2356	68.45	11.254		
3/14/01	7:18	2358	68.45	11.254		
3/14/01	7:20	2360	68.45	11.271		
3/14/01	7:22	2362	68.47	11.271		
3/14/01	7:24	2364	68.45	11.252		
3/14/01	7:26	2366	68.45	11.254		

3/14/01	7:28	2368	68.47	11.252		
3/14/01	7:30	2370	68.45	11.252		
3/14/01	7:32	2372	68.47	11.252		
3/14/01	7:34	2374	68.47	11.252		
3/14/01	7:36	2376	68.47	11.252		
3/14/01	7:38	2378	68.47	11.254		
3/14/01	7:40	2380	68.47	11.252		
3/14/01	7:42	2382	68.47	11.252		
3/14/01	7:44	2384	68.47	11.25		
3/14/01	7:46	2386	68.47	11.254		
3/14/01	7:48	2388	68.47	11.254		
3/14/01	7:50	2390	68.45	11.254		
3/14/01	7:52	2392	68.45	11.254		
3/14/01	7:54	2394	68.45	11.268		
3/14/01	7:56	2396	68.45	11.266		
3/14/01	7:58	2398	68.45	11.268		
3/14/01	8:00	2400	68.45	11.268		
3/14/01	8:02	2402	68.45	11.252		
3/14/01	8:04	2404	68.45	11.273		
3/14/01	8:06	2406	68.45	11.278		
3/14/01	8:08	2408	68.45	11.275		
3/14/01	8:10	2410	68.45	11.271		
3/14/01	8:12	2412	68.45	11.266		
3/14/01	8:14	2414	68.47	11.266		
3/14/01	8:16	2416	68.47	11.261		
3/14/01	8:18	2418	68.47	11.259		
3/14/01	8:20	2420	68.47	11.257		
3/14/01	8:22	2422	68.47	11.25		
3/14/01	8:24	2424	68.47	11.25		
3/14/01	8:26	2426	68.45	11.266		
3/14/01	8:28	2428	68.45	11.268		
3/14/01	8:30	2430	68.45	11.247		
3/14/01	8:32	2432	68.45	11.247		
3/14/01	8:34	2434	68.45	11.247		
3/14/01	8:36	2436	68.45	11.254		
3/14/01	8:38	2438	68.45	11.252		
3/14/01	8:40	2440	68.45	11.247		
3/14/01	8:42	2442	68.45	11.264		
3/14/01	8:44	2444	68.45	11.247		
3/14/01	8:46	2446	68.45	11.245		
3/14/01	8:48	2448	68.45	11.243		
3/14/01	8:50	2450	68.45	11.243		
3/14/01	8:52	2452	68.45	11.243		
3/14/01	8:54	2454	68.45	11.243		
3/14/01	8:56	2456	68.45	11.243		
3/14/01	8:58	2458	68.45	11.24		
3/14/01	9:00	2460	68.45	11.24		
3/14/01	9:02	2462	68.45	11.24		
3/14/01	9:04	2464	68.45	11.257		

3/14/01	9:06	2466	68.45	11.257			
3/14/01	9:08	2468	68.45	11.238			
3/14/01	9:10	2470	68.45	11.238			
3/14/01	9:12	2472	68.45	11.24			
3/14/01	9:14	2474	68.45	11.24			
3/14/01	9:16	2476	68.45	11.259			
3/14/01	9:18	2478	68.45	11.254			
3/14/01	9:20	2480	68.47	11.257			
3/14/01	9:22	2482	68.45	11.243			
3/14/01	9:24	2484	68.45	11.254			
3/14/01	9:26	2486	68.47	11.24			
3/14/01	9:28	2488	68.45	11.236			
3/14/01	9:30	2490	68.47	11.238			
3/14/01	9:32	2492	68.47	11.236			
3/14/01	9:34	2494	68.45	11.254			
3/14/01	9:36	2496	68.45	11.236			
3/14/01	9:38	2498	68.45	11.238			
3/14/01	9:40	2500	68.45	11.238			
3/14/01	9:42	2502	68.47	11.236			
3/14/01	9:44	2504	68.45	11.231			
3/14/01	9:46	2506	68.47	11.233			
3/14/01	9:48	2508	68.45	11.25			
3/14/01	9:50	2510	68.45	11.231			
3/14/01	9:52	2512	68.45	11.231			
3/14/01	9:54	2514	68.45	11.231			
3/14/01	9:56	2516	68.45	11.236			
3/14/01	9:58	2518	68.45	11.233			
3/14/01	10:00	2520	68.45	11.238			
3/14/01	10:02	2522	68.45	11.236			
3/14/01	10:04	2524	68.47	11.231			
3/14/01	10:06	2526	68.45	11.247			
3/14/01	10:08	2528	68.45	11.247			
3/14/01	10:10	2530	68.45	11.245			
3/14/01	10:12	2532	68.47	11.226			
3/14/01	10:14	2534	68.45	11.229			
3/14/01	10:16	2536	68.45	11.229			
3/14/01	10:18	2538	68.45	11.226			
3/14/01	10:20	2540	68.45	11.245			
3/14/01	10:22	2542	68.45	11.243			
3/14/01	10:24	2544	68.45	11.226			
3/14/01	10:26	2546	68.45	11.224			
3/14/01	10:28	2548	68.45	11.243			
3/14/01	10:30	2550	68.45	11.224			
3/14/01	10:32	2552	68.45	11.226			
3/14/01	10:34	2554	68.45	11.224			
3/14/01	10:36	2556	68.45	11.224			
3/14/01	10:38	2558	68.45	11.224			
3/14/01	10:40	2560	68.45	11.224			
3/14/01	10:42	2562	68.45	11.224			

3/14/01	10:44	2564	68.45	11.224		
3/14/01	10:46	2566	68.45	11.243		
3/14/01	10:48	2568	68.45	11.226		
3/14/01	10:50	2570	68.45	11.224		
3/14/01	10:52	2572	68.45	11.224		
3/14/01	10:54	2574	68.45	11.224		
3/14/01	10:56	2576	68.45	11.24		
3/14/01	10:58	2578	68.45	11.222		
3/14/01	11:00	2580	68.45	11.222		
3/14/01	11:02	2582	68.45	11.219		
3/14/01	11:04	2584	68.45	11.219		
3/14/01	11:06	2586	68.45	11.219		
3/14/01	11:08	2588	68.45	11.219		
3/14/01	11:10	2590	68.45	11.222		
3/14/01	11:12	2592	68.45	11.222		
3/14/01	11:14	2594	68.45	11.222		
3/14/01	11:16	2596	68.45	11.219		
3/14/01	11:18	2598	68.45	11.217		
3/14/01	11:20	2600	68.45	11.219		
3/14/01	11:22	2602	68.45	11.219		
3/14/01	11:24	2604	68.45	11.217		
3/14/01	11:26	2606	68.45	11.217		
3/14/01	11:28	2608	68.45	11.217		
3/14/01	11:30	2610	68.45	11.217		
3/14/01	11:32	2612	68.45	11.217		
3/14/01	11:34	2614	68.45	11.219		
3/14/01	11:36	2616	68.45	11.238		
3/14/01	11:38	2618	68.45	11.217		
3/14/01	11:40	2620	68.45	11.217		
3/14/01	11:42	2622	68.45	11.215		
3/14/01	11:44	2624	68.45	11.217		
3/14/01	11:46	2626	68.45	11.217		
3/14/01	11:48	2628	68.45	11.217		
3/14/01	11:50	2630	68.45	11.219		
3/14/01	11:52	2632	68.45	11.219		
3/14/01	11:54	2634	68.45	11.217		
3/14/01	11:56	2636	68.45	11.217		
3/14/01	11:58	2638	68.45	11.217		
3/14/01	12:00	2640	68.45	11.217		
3/14/01	12:02	2642	68.45	11.217		
3/14/01	12:04	2644	68.45	11.236		
3/14/01	12:06	2646	68.45	11.217		
3/14/01	12:08	2648	68.45	11.217		
3/14/01	12:10	2650	68.45	11.217		
3/14/01	12:12	2652	68.45	11.215		
3/14/01	12:14	2654	68.45	11.215		
3/14/01	12:16	2656	68.45	11.215		
3/14/01	12:18	2658	68.45	11.215		
3/14/01	12:20	2660	68.45	11.215		

3/14/01	12:22	2662	68.45	11.226		
3/14/01	12:24	2664	68.45	11.25		
3/14/01	12:26	2666	68.45	11.233		
3/14/01	12:28	2668	68.45	11.247		
3/14/01	12:30	2670	68.45	11.247		
3/14/01	12:32	2672	68.45	11.247		
3/14/01	12:34	2674	68.45	11.233		
3/14/01	12:36	2676	68.45	11.25		
3/14/01	12:38	2678	68.45	11.243		
3/14/01	12:40	2680	68.45	11.299		
3/14/01	12:42	2682	68.45	11.343		
3/14/01	12:44	2684	68.45	11.387		
3/14/01	12:46	2686	68.45	11.415		
3/14/01	12:48	2688	68.45	11.427		
3/14/01	12:50	2690	68.45	11.432		
3/14/01	12:52	2692	68.45	11.436		
3/14/01	12:54	2694	68.45	11.436		
3/14/01	12:56	2696	68.45	11.434		
3/14/01	12:58	2698	68.45	11.434		
3/14/01	13:00	2700	68.45	11.434		
3/14/01	13:02	2702	68.45	11.446		
3/14/01	13:04	2704	68.45	11.436		
3/14/01	13:06	2706	68.45	11.411		
3/14/01	13:08	2708	68.45	11.404		
3/14/01	13:10	2710	68.45	11.397		
3/14/01	13:12	2712	68.45	11.383		
3/14/01	13:14	2714	68.45	11.378		
3/14/01	13:16	2716	67.79	10.313		
3/14/01	13:18	2718	63.68	-0.263		
3/14/01	13:20	2720	66.18	-0.261		
3/14/01	13:22	2722	69.38	-0.26		
3/14/01	13:24	2724	72.46	-0.254		
3/14/01	13:26	2726	74.21	-0.238		
3/14/01	13:28	2728	74.05	-0.259		
3/14/01	13:30	2730	74.75	-0.243		
3/14/01	13:32	2732	75.98	-0.258		
3/14/01	13:34	2734	77.04	-0.264		
3/14/01	13:36	2736	77.43	-0.265		
3/14/01	13:38	2738	76.91	-0.266		
3/14/01	13:40	2740	77.61	-0.263		
3/14/01	13:42	2742	78.01	-0.264		
3/14/01	13:44	2744	77.61	-0.282		
3/14/01	13:46	2746	77.9	-0.287		
3/14/01	13:48	2748	78.31	-0.3		
3/14/01	13:50	2750	78.56	-0.317		
3/14/01	13:52	2752	78.67	-0.348		
3/14/01	13:54	2754	78.72	-0.304		
3/14/01	13:56	2756	79.17	-0.308		
3/14/01	13:58	2758	78.88	-0.316		

3/14/01	14:00	2760	79.76	-0.317		
3/14/01	14:02	2762	80.69	-0.319		
3/14/01	14:04	2764	80.03	-0.341		
3/14/01	14:06	2766	80.96	-0.344		
3/14/01	14:08	2768	81.43	-0.317		
3/14/01	14:10	2770	82.5	-0.334		
3/14/01	14:12	2772	83.85	-0.341		
3/14/01	14:14	2774	85.01	-0.325		
3/14/01	14:16	2776	84.67	-0.292		
3/14/01	14:18	2778	85.21	-0.286		
3/14/01	14:20	2780	85.39	-0.32		
3/14/01	14:22	2782	85.84	-0.312		
3/14/01	14:24	2784	84.53	-0.34		
3/14/01	14:26	2786	83.56	-0.323		
3/14/01	14:28	2788	83.85	-0.331		
3/14/01	14:30	2790	84.21	-0.337		
3/14/01	14:32	2792	84.71	-0.329		
3/14/01	14:34	2794	82.95	-0.331		
3/14/01	14:36	2796	83.02	-0.303		
3/14/01	14:38	2798	82.97	-0.326		
3/14/01	14:40	2800	83.22	-0.318		
3/14/01	14:42	2802	84.46	-0.319		
3/14/01	14:44	2804	84.6	-0.345		
3/14/01	14:46	2806	82.68	-0.274		
3/14/01	14:48	2808	81.36	-0.254		
3/14/01	14:50	2810	80.96	-0.262		
3/14/01	14:52	2812	80.71	-0.273		
3/14/01	14:54	2814	80.5	-0.265		
3/14/01	14:56	2816	80.37	-0.274		
3/14/01	14:58	2818	80.26	-0.283		
3/14/01	15:00	2820	80.17	-0.264		
3/14/01	15:02	2822	80.1	-0.257		
3/14/01	15:04	2824	80.07	-0.276		
3/14/01	15:06	2826	80.07	-0.285		
3/14/01	15:08	2828	80.07	-0.301		
3/14/01	15:10	2830	80.07	-0.315		
3/14/01	15:12	2832	80.07	-0.241		
3/14/01	15:14	2834	80.07	-0.234		
3/14/01	15:16	2836	80.07	-0.257		
3/14/01	15:18	2838	80.07	-0.266		
3/14/01	15:20	2840	80.07	-0.248		
3/14/01	15:22	2842	80.07	-0.25		
3/14/01	15:24	2844	80.07	-0.255		
3/14/01	15:26	2846	80.07	-0.248		
3/14/01	15:28	2848	80.05	-0.268		
3/14/01	15:30	2850	80.05	-0.271		
3/14/01	15:32	2852	80.05	-0.275		
3/14/01	15:34	2854	80.05	-0.259		
3/14/01	15:36	2856	80.05	-0.259		

3/14/01	15:38	2858	80.03	-0.264		
3/14/01	15:40	2860	80.03	-0.268		
3/14/01	15:42	2862	80.03	-0.266		
3/14/01	15:44	2864	80.01	-0.294		
3/14/01	15:46	2866	79.98	-0.308		
3/14/01	15:48	2868	79.96	-0.322		
3/14/01	15:50	2870	79.94	-0.336		
3/14/01	15:52	2872	79.94	-0.333		
3/14/01	15:54	2874	79.89	-0.235		
3/14/01	15:56	2876	79.85	-0.224		
3/14/01	15:58	2878	79.8	-0.223		
3/14/01	16:00	2880	79.76	-0.226		
3/14/01	16:02	2882	79.71	-0.244		
3/14/01	16:04	2884	79.67	-0.244		
3/14/01	16:06	2886	79.6	-0.232		
3/14/01	16:08	2888	79.55	-0.251		
3/14/01	16:10	2890	79.51	-0.253		
3/14/01	16:12	2892	79.46	-0.26		
3/14/01	16:14	2894	79.42	-0.234		
3/14/01	16:16	2896	79.35	-0.238		
3/14/01	16:18	2898	79.31	-0.24		
3/14/01	16:20	2900	79.24	-0.264		
3/14/01	16:22	2902	79.19	-0.27		
3/14/01	16:24	2904	79.15	-0.252		
3/14/01	16:26	2906	79.1	-0.256		
3/14/01	16:28	2908	79.03	-0.261		
3/14/01	16:30	2910	78.99	-0.251		
3/14/01	16:32	2912	78.9	-0.263		
3/14/01	16:34	2914	78.81	-0.276		
3/14/01	16:36	2916	78.72	-0.288		
3/14/01	16:38	2918	78.63	-0.301		
3/14/01	16:40	2920	78.54	-0.317		
3/14/01	16:42	2922	78.47	-0.329		
3/14/01	16:44	2924	78.4	-0.214		
3/14/01	16:46	2926	78.35	-0.212		
3/14/01	16:48	2928	78.29	-0.212		
3/14/01	16:50	2930	78.22	-0.214		
3/14/01	16:52	2932	78.15	-0.214		
3/14/01	16:54	2934	78.08	-0.213		
3/14/01	16:56	2936	77.99	-0.211		
3/14/01	16:58	2938	77.92	-0.194		
3/14/01	17:00	2940	77.86	-0.194		
3/14/01	17:02	2942	77.77	-0.196		
3/14/01	17:04	2944	77.7	-0.196		
3/14/01	17:06	2946	77.61	-0.196		
3/14/01	17:08	2948	77.54	-0.212		
3/14/01	17:10	2950	77.45	-0.211		
3/14/01	17:12	2952	77.36	-0.213		
3/14/01	17:14	2954	77.29	-0.213		

3/14/01	17:16	2956	77.2	-0.211		
3/14/01	17:18	2958	77.13	-0.21		
3/14/01	17:20	2960	77.04	-0.212		
3/14/01	17:22	2962	76.97	-0.212		
3/14/01	17:24	2964	76.88	-0.21		
3/14/01	17:26	2966	76.81	-0.209		
3/14/01	17:28	2968	76.72	-0.211		
3/14/01	17:30	2970	76.66	-0.211		
3/14/01	17:32	2972	76.57	-0.211		
3/14/01	17:34	2974	76.5	-0.211		
3/14/01	17:36	2976	76.41	-0.21		
3/14/01	17:38	2978	76.34	-0.21		
3/14/01	17:40	2980	76.27	-0.194		
3/14/01	17:42	2982	76.18	-0.193		
3/14/01	17:44	2984	76.11	-0.212		
3/14/01	17:46	2986	76.02	-0.209		
3/14/01	17:48	2988	75.95	-0.211		
3/14/01	17:50	2990	75.86	-0.211		
3/14/01	17:52	2992	75.8	-0.195		
3/14/01	17:54	2994	75.73	-0.208		
3/14/01	17:56	2996	75.66	-0.21		
3/14/01	17:58	2998	75.57	-0.194		
3/14/01	18:00	3000	75.48	-0.212		
3/14/01	18:02	3002	75.36	-0.212		
3/14/01	18:04	3004	75.23	-0.211		
3/14/01	18:06	3006	75.12	-0.211		
3/14/01	18:08	3008	74.96	-0.211		
3/14/01	18:10	3010	74.8	-0.21		
3/14/01	18:12	3012	74.64	-0.212		
3/14/01	18:14	3014	74.46	-0.209		
3/14/01	18:16	3016	74.28	-0.211		
3/14/01	18:18	3018	74.07	-0.21		
3/14/01	18:20	3020	73.85	-0.207		
3/14/01	18:22	3022	73.62	-0.195		
3/14/01	18:24	3024	73.39	-0.192		
3/14/01	18:26	3026	73.17	-0.209		
3/14/01	18:28	3028	72.92	-0.211		
3/14/01	18:30	3030	72.67	-0.208		
3/14/01	18:32	3032	72.42	-0.207		
3/14/01	18:34	3034	72.17	-0.19		
3/14/01	18:36	3036	71.92	-0.189		
3/14/01	18:38	3038	71.65	-0.191		
3/14/01	18:40	3040	71.4	-0.206		
3/14/01	18:42	3042	71.15	-0.208		
3/14/01	18:44	3044	70.92	-0.209		
3/14/01	18:46	3046	70.7	-0.209		
3/14/01	18:48	3048	70.45	-0.21		
3/14/01	18:50	3050	70.2	-0.207		
3/14/01	18:52	3052	69.95	-0.208		

3/14/01	18:54	3054	69.67	-0.189			
3/14/01	18:56	3056	69.4	-0.188			
3/14/01	18:58	3058	69.09	-0.189			
3/14/01	19:00	3060	68.59	-0.204			
3/14/01	19:02	3062	68.11	-0.205			
3/14/01	19:04	3064	67.66	-0.187			
3/14/01	19:06	3066	67.13	-0.204			
3/14/01	19:08	3068	66.61	-0.205			
3/14/01	19:10	3070	66.16	-0.21			
3/14/01	19:12	3072	65.73	-0.209			
3/14/01	19:14	3074	65.43	-0.18			
3/14/01	19:16	3076	65.11	-0.204			
3/14/01	19:18	3078	64.84	-0.206			
3/14/01	19:20	3080	64.55	-0.202			
3/14/01	19:22	3082	64.16	-0.201			
3/14/01	19:24	3084	63.71	-0.204			
3/14/01	19:26	3086	63.36	-0.21			
3/14/01	19:28	3088	63.02	-0.207			
3/14/01	19:30	3090	62.71	-0.206			
3/14/01	19:32	3092	62.46	-0.212			
3/14/01	19:34	3094	62.18	-0.185			
3/14/01	19:36	3096	61.98	-0.208			
3/14/01	19:38	3098	61.82	-0.207			
3/14/01	19:40	3100	61.68	-0.186			
3/14/01	19:42	3102	61.55	-0.185			
3/14/01	19:44	3104	61.36	-0.203			
3/14/01	19:46	3106	61.18	-0.203			
3/14/01	19:48	3108	61.02	-0.184			
3/14/01	19:50	3110	60.93	-0.183			
3/14/01	19:52	3112	60.84	-0.183			
3/14/01	19:54	3114	60.77	-0.185			
3/14/01	19:56	3116	60.71	-0.183			
3/14/01	19:58	3118	60.68	-0.185			
3/14/01	20:00	3120	60.64	-0.185			
3/14/01	20:02	3122	60.61	-0.185			
3/14/01	20:04	3124	60.61	-0.185			
3/14/01	20:06	3126	60.61	-0.187			
3/14/01	20:08	3128	60.61	-0.206			
3/14/01	20:10	3130	60.61	-0.206			
3/14/01	20:12	3132	60.64	-0.206			
3/14/01	20:14	3134	60.66	-0.206			
3/14/01	20:16	3136	60.68	-0.187			
3/14/01	20:18	3138	60.71	-0.208			
3/14/01	20:20	3140	60.73	-0.206			
3/14/01	20:22	3142	60.75	-0.208			
3/14/01	20:24	3144	60.77	-0.208			
3/14/01	20:26	3146	60.8	-0.209			
3/14/01	20:28	3148	60.82	-0.209			
3/14/01	20:30	3150	60.84	-0.209			

3/14/01	20:32	3152	60.86	-0.209			
3/14/01	20:34	3154	60.89	-0.211			
3/14/01	20:36	3156	60.93	-0.209			
3/14/01	20:38	3158	60.96	-0.209			
3/14/01	20:40	3160	60.96	-0.211			
3/14/01	20:42	3162	61	-0.212			
3/14/01	20:44	3164	61	-0.212			
3/14/01	20:46	3166	61.02	-0.212			
3/14/01	20:48	3168	61.05	-0.214			
3/14/01	20:50	3170	61.07	-0.212			
3/14/01	20:52	3172	61.07	-0.212			
3/14/01	20:54	3174	61.09	-0.212			
3/14/01	20:56	3176	61.09	-0.212			
3/14/01	20:58	3178	61.11	-0.193			
3/14/01	21:00	3180	61.11	-0.214			
3/14/01	21:02	3182	61.11	-0.214			
3/14/01	21:04	3184	61.14	-0.214			
3/14/01	21:06	3186	61.14	-0.212			
3/14/01	21:08	3188	61.14	-0.214			
3/14/01	21:10	3190	61.14	-0.214			
3/14/01	21:12	3192	61.11	-0.214			
3/14/01	21:14	3194	61.11	-0.214			
3/14/01	21:16	3196	61.11	-0.196			
3/14/01	21:18	3198	61.11	-0.196			
3/14/01	21:20	3200	61.09	-0.196			
3/14/01	21:22	3202	61.09	-0.196			
3/14/01	21:24	3204	61.09	-0.217			
3/14/01	21:26	3206	61.07	-0.195			
3/14/01	21:28	3208	61.05	-0.214			
3/14/01	21:30	3210	61.02	-0.195			
3/14/01	21:32	3212	61.02	-0.195			
3/14/01	21:34	3214	61	-0.214			
3/14/01	21:36	3216	60.98	-0.216			
3/14/01	21:38	3218	60.96	-0.216			
3/14/01	21:40	3220	60.93	-0.216			
3/14/01	21:42	3222	60.91	-0.214			
3/14/01	21:44	3224	60.89	-0.216			
3/14/01	21:46	3226	60.89	-0.214			
3/14/01	21:48	3228	60.84	-0.213			
3/14/01	21:50	3230	60.82	-0.216			
3/14/01	21:52	3232	60.8	-0.216			
3/14/01	21:54	3234	60.77	-0.215			
3/14/01	21:56	3236	60.75	-0.215			
3/14/01	21:58	3238	60.73	-0.22			
3/14/01	22:00	3240	60.71	-0.218			
3/14/01	22:02	3242	60.68	-0.199			
3/14/01	22:04	3244	60.66	-0.196			
3/14/01	22:06	3246	60.61	-0.199			
3/14/01	22:08	3248	60.59	-0.22			

3/14/01	22:10	3250	60.57	-0.217		
3/14/01	22:12	3252	60.52	-0.217		
3/14/01	22:14	3254	60.5	-0.196		
3/14/01	22:16	3256	60.48	-0.219		
3/14/01	22:18	3258	60.43	-0.219		
3/14/01	22:20	3260	60.41	-0.219		
3/14/01	22:22	3262	60.39	-0.198		
3/14/01	22:24	3264	60.34	-0.216		
3/14/01	22:26	3266	60.3	-0.219		
3/14/01	22:28	3268	60.27	-0.23		
3/14/01	22:30	3270	60.23	-0.218		
3/14/01	22:32	3272	60.18	-0.22		
3/14/01	22:34	3274	60.14	-0.218		
3/14/01	22:36	3276	60.09	-0.218		
3/14/01	22:38	3278	60.05	-0.218		
3/14/01	22:40	3280	60	-0.218		
3/14/01	22:42	3282	59.96	-0.22		
3/14/01	22:44	3284	59.91	-0.217		
3/14/01	22:46	3286	59.86	-0.219		
3/14/01	22:48	3288	59.82	-0.219		
3/14/01	22:50	3290	59.75	-0.219		
3/14/01	22:52	3292	59.71	-0.219		
3/14/01	22:54	3294	59.66	-0.219		
3/14/01	22:56	3296	59.59	-0.221		
3/14/01	22:58	3298	59.55	-0.221		
3/14/01	23:00	3300	59.48	-0.199		
3/14/01	23:02	3302	59.43	-0.199		
3/14/01	23:04	3304	59.39	-0.199		
3/14/01	23:06	3306	59.32	-0.22		
3/14/01	23:08	3308	59.27	-0.22		
3/14/01	23:10	3310	59.21	-0.22		
3/14/01	23:12	3312	59.16	-0.219		
3/14/01	23:14	3314	59.09	-0.219		
3/14/01	23:16	3316	59.02	-0.219		
3/14/01	23:18	3318	58.98	-0.219		
3/14/01	23:20	3320	58.91	-0.221		
3/14/01	23:22	3322	58.86	-0.197		
3/14/01	23:24	3324	58.8	-0.218		
3/14/01	23:26	3326	58.73	-0.199		
3/14/01	23:28	3328	58.66	-0.199		
3/14/01	23:30	3330	58.59	-0.199		
3/14/01	23:32	3332	58.55	-0.22		
3/14/01	23:34	3334	58.48	-0.219		
3/14/01	23:36	3336	58.41	-0.219		
3/14/01	23:38	3338	58.34	-0.2		
3/14/01	23:40	3340	58.3	-0.2		
3/14/01	23:42	3342	58.23	-0.2		
3/14/01	23:44	3344	58.16	-0.2		
3/14/01	23:46	3346	58.09	-0.202		

3/14/01	23:48	3348	58.02	-0.223		
3/14/01	23:50	3350	57.95	-0.22		
3/14/01	23:52	3352	57.91	-0.222		
3/14/01	23:54	3354	57.84	-0.222		
3/14/01	23:56	3356	57.77	-0.198		
3/14/01	23:58	3358	57.7	-0.222		
3/15/01	0:00	3360	57.64	-0.221		
12/6/00	0:02	3362	57.57	-0.221		
3/15/01	0:04	3364	57.5	-0.221		
3/15/01	0:06	3366	57.45	-0.221		
3/15/01	0:08	3368	57.36	-0.22		
3/15/01	0:10	3370	57.32	-0.22		
3/15/01	0:12	3372	57.25	-0.222		
3/15/01	0:14	3374	57.18	-0.222		
3/15/01	0:16	3376	57.11	-0.22		
3/15/01	0:18	3378	57.04	-0.224		
3/15/01	0:20	3380	56.98	-0.221		
3/15/01	0:22	3382	56.91	-0.226		
3/15/01	0:24	3384	56.84	-0.226		
3/15/01	0:26	3386	56.77	-0.223		
3/15/01	0:28	3388	56.7	-0.22		
3/15/01	0:30	3390	56.64	-0.223		
3/15/01	0:32	3392	56.57	-0.222		
3/15/01	0:34	3394	56.5	-0.222		
3/15/01	0:36	3396	56.43	-0.227		
3/15/01	0:38	3398	56.36	-0.224		
3/15/01	0:40	3400	56.29	-0.224		
3/15/01	0:42	3402	56.23	-0.224		
3/15/01	0:44	3404	56.16	-0.223		
3/15/01	0:46	3406	56.09	-0.223		
3/15/01	0:48	3408	56.02	-0.223		
3/15/01	0:50	3410	55.95	-0.225		
3/15/01	0:52	3412	55.88	-0.222		
3/15/01	0:54	3414	55.82	-0.224		
3/15/01	0:56	3416	55.75	-0.224		
3/15/01	0:58	3418	55.68	-0.226		
3/15/01	1:00	3420	55.61	-0.224		
3/15/01	1:02	3422	55.54	-0.226		
3/15/01	1:04	3424	55.47	-0.226		
3/15/01	1:06	3426	55.41	-0.225		
3/15/01	1:08	3428	55.34	-0.225		
3/15/01	1:10	3430	55.27	-0.225		
3/15/01	1:12	3432	55.2	-0.227		
3/15/01	1:14	3434	55.13	-0.224		
3/15/01	1:16	3436	55.07	-0.227		
3/15/01	1:18	3438	55	-0.226		
3/15/01	1:20	3440	54.93	-0.226		
3/15/01	1:22	3442	54.86	-0.226		
3/15/01	1:24	3444	54.79	-0.226		

3/15/01	1:26	3446	54.72	-0.225		
3/15/01	1:28	3448	54.66	-0.228		
3/15/01	1:30	3450	54.59	-0.227		
3/15/01	1:32	3452	54.52	-0.225		
3/15/01	1:34	3454	54.45	-0.227		
3/15/01	1:36	3456	54.38	-0.206		
3/15/01	1:38	3458	54.31	-0.226		
3/15/01	1:40	3460	54.25	-0.226		
3/15/01	1:42	3462	54.18	-0.228		
3/15/01	1:44	3464	54.11	-0.226		
3/15/01	1:46	3466	54.04	-0.228		
3/15/01	1:48	3468	53.97	-0.228		
3/15/01	1:50	3470	53.9	-0.239		
3/15/01	1:52	3472	53.84	-0.239		
3/15/01	1:54	3474	53.79	-0.229		
3/15/01	1:56	3476	53.72	-0.227		
3/15/01	1:58	3478	53.65	-0.229		
3/15/01	2:00	3480	53.59	-0.229		
3/15/01	2:02	3482	53.52	-0.228		
3/15/01	2:04	3484	53.45	-0.23		
3/15/01	2:06	3486	53.38	-0.228		
3/15/01	2:08	3488	53.31	-0.23		
3/15/01	2:10	3490	53.24	-0.227		
3/15/01	2:12	3492	53.18	-0.227		
3/15/01	2:14	3494	53.11	-0.227		
3/15/01	2:16	3496	53.04	-0.229		
3/15/01	2:18	3498	52.99	-0.229		
3/15/01	2:20	3500	52.93	-0.231		
3/15/01	2:22	3502	52.86	-0.231		
3/15/01	2:24	3504	52.79	-0.228		
3/15/01	2:26	3506	52.72	-0.228		
3/15/01	2:28	3508	52.65	-0.23		
3/15/01	2:30	3510	52.61	-0.23		
3/15/01	2:32	3512	52.52	-0.23		
3/15/01	2:34	3514	52.47	-0.229		
3/15/01	2:36	3516	52.4	-0.232		
3/15/01	2:38	3518	52.33	-0.231		
3/15/01	2:40	3520	52.26	-0.229		
3/15/01	2:42	3522	52.22	-0.231		
3/15/01	2:44	3524	52.15	-0.233		
3/15/01	2:46	3526	52.08	-0.233		
3/15/01	2:48	3528	52.01	-0.233		
3/15/01	2:50	3530	51.95	-0.232		
3/15/01	2:52	3532	51.88	-0.211		
3/15/01	2:54	3534	51.83	-0.234		
3/15/01	2:56	3536	51.76	-0.232		
3/15/01	2:58	3538	51.7	-0.232		
3/15/01	3:00	3540	51.63	-0.231		
3/15/01	3:02	3542	51.58	-0.233		

3/15/01	3:04	3544	51.51	-0.233		
3/15/01	3:06	3546	51.44	-0.235		
3/15/01	3:08	3548	51.38	-0.233		
3/15/01	3:10	3550	51.33	-0.235		
3/15/01	3:12	3552	51.26	-0.232		
3/15/01	3:14	3554	51.19	-0.234		
3/15/01	3:16	3556	51.15	-0.234		
3/15/01	3:18	3558	51.08	-0.236		
3/15/01	3:20	3560	51.01	-0.236		
3/15/01	3:22	3562	50.97	-0.234		
3/15/01	3:24	3564	50.9	-0.236		
3/15/01	3:26	3566	50.83	-0.238		
3/15/01	3:28	3568	50.78	-0.238		
3/15/01	3:30	3570	50.72	-0.238		
3/15/01	3:32	3572	50.65	-0.237		
3/15/01	3:34	3574	50.6	-0.237		
3/15/01	3:36	3576	50.56	-0.239		
3/15/01	3:38	3578	50.49	-0.239		
3/15/01	3:40	3580	50.44	-0.237		
3/15/01	3:42	3582	50.37	-0.239		
3/15/01	3:44	3584	50.33	-0.239		
3/15/01	3:46	3586	50.26	-0.238		
3/15/01	3:48	3588	50.21	-0.238		
3/15/01	3:50	3590	50.17	-0.24		
3/15/01	3:52	3592	50.12	-0.243		
3/15/01	3:54	3594	50.05	-0.242		
3/15/01	3:56	3596	50.01	-0.242		
3/15/01	3:58	3598	49.96	-0.24		
3/15/01	4:00	3600	49.9	-0.239		
3/15/01	4:02	3602	49.85	-0.244		
3/15/01	4:04	3604	49.8	-0.244		
3/15/01	4:06	3606	49.76	-0.244		
3/15/01	4:08	3608	49.71	-0.241		
3/15/01	4:10	3610	49.67	-0.241		
3/15/01	4:12	3612	49.6	-0.22		
3/15/01	4:14	3614	49.55	-0.22		
3/15/01	4:16	3616	49.51	-0.219		
3/15/01	4:18	3618	49.46	-0.219		
3/15/01	4:20	3620	49.42	-0.221		
3/15/01	4:22	3622	49.37	-0.221		
3/15/01	4:24	3624	49.3	-0.244		
3/15/01	4:26	3626	49.26	-0.244		
3/15/01	4:28	3628	49.21	-0.246		
3/15/01	4:30	3630	49.17	-0.246		
3/15/01	4:32	3632	49.12	-0.246		
3/15/01	4:34	3634	49.07	-0.246		
3/15/01	4:36	3636	49.03	-0.246		
3/15/01	4:38	3638	48.98	-0.246		
3/15/01	4:40	3640	48.94	-0.246		

3/15/01	4:42	3642	48.89	-0.245		
3/15/01	4:44	3644	48.85	-0.22		
3/15/01	4:46	3646	48.8	-0.219		
3/15/01	4:48	3648	48.76	-0.243		
3/15/01	4:50	3650	48.71	-0.242		
3/15/01	4:52	3652	48.66	-0.24		
3/15/01	4:54	3654	48.64	-0.219		
3/15/01	4:56	3656	48.57	-0.219		
3/15/01	4:58	3658	48.55	-0.219		
3/15/01	5:00	3660	48.5	-0.221		
3/15/01	5:02	3662	48.46	-0.221		
3/15/01	5:04	3664	48.41	-0.218		
3/15/01	5:06	3666	48.37	-0.218		
3/15/01	5:08	3668	48.32	-0.218		
3/15/01	5:10	3670	48.3	-0.218		
3/15/01	5:12	3672	48.25	-0.22		
3/15/01	5:14	3674	48.21	-0.217		
3/15/01	5:16	3676	48.16	-0.22		
3/15/01	5:18	3678	48.12	-0.217		
3/15/01	5:20	3680	48.07	-0.24		
3/15/01	5:22	3682	48.03	-0.242		
3/15/01	5:24	3684	48	-0.242		
3/15/01	5:26	3686	47.96	-0.24		
3/15/01	5:28	3688	47.91	-0.242		
3/15/01	5:30	3690	47.87	-0.242		
3/15/01	5:32	3692	47.84	-0.235		
3/15/01	5:34	3694	47.8	-0.239		
3/15/01	5:36	3696	47.75	-0.239		
3/15/01	5:38	3698	47.73	-0.241		
3/15/01	5:40	3700	47.68	-0.241		
3/15/01	5:42	3702	47.64	-0.241		
3/15/01	5:44	3704	47.59	-0.241		
3/15/01	5:46	3706	47.57	-0.243		
3/15/01	5:48	3708	47.52	-0.243		
3/15/01	5:50	3710	47.48	-0.241		
3/15/01	5:52	3712	47.43	-0.243		
3/15/01	5:54	3714	47.41	-0.24		
3/15/01	5:56	3716	47.36	-0.243		
3/15/01	5:58	3718	47.32	-0.24		
3/15/01	6:00	3720	47.3	-0.245		
3/15/01	6:02	3722	47.25	-0.242		
3/15/01	6:04	3724	47.21	-0.24		
3/15/01	6:06	3726	47.18	-0.24		
3/15/01	6:08	3728	47.14	-0.242		
3/15/01	6:10	3730	47.09	-0.242		
3/15/01	6:12	3732	47.07	-0.242		
3/15/01	6:14	3734	47.02	-0.239		
3/15/01	6:16	3736	47	-0.241		
3/15/01	6:18	3738	46.95	-0.241		

3/15/01	6:20	3740	46.91	-0.241		
3/15/01	6:22	3742	46.86	-0.241		
3/15/01	6:24	3744	46.84	-0.241		
3/15/01	6:26	3746	46.79	-0.243		
3/15/01	6:28	3748	46.75	-0.238		
3/15/01	6:30	3750	46.73	-0.24		
3/15/01	6:32	3752	46.68	-0.238		
3/15/01	6:34	3754	46.66	-0.24		
3/15/01	6:36	3756	46.61	-0.24		
3/15/01	6:38	3758	46.57	-0.24		
3/15/01	6:40	3760	46.54	-0.24		
3/15/01	6:42	3762	46.5	-0.242		
3/15/01	6:44	3764	46.48	-0.244		
3/15/01	6:46	3766	46.43	-0.239		
3/15/01	6:48	3768	46.41	-0.239		
3/15/01	6:50	3770	46.36	-0.241		
3/15/01	6:52	3772	46.34	-0.241		
3/15/01	6:54	3774	46.32	-0.241		
3/15/01	6:56	3776	46.27	-0.239		
3/15/01	6:58	3778	46.25	-0.239		
3/15/01	7:00	3780	46.22	-0.239		
3/15/01	7:02	3782	46.2	-0.239		
3/15/01	7:04	3784	46.16	-0.241		
3/15/01	7:06	3786	46.13	-0.241		
3/15/01	7:08	3788	46.11	-0.241		
3/15/01	7:10	3790	46.09	-0.241		
3/15/01	7:12	3792	46.07	-0.24		
3/15/01	7:14	3794	46.04	-0.24		
3/15/01	7:16	3796	46.02	-0.238		
3/15/01	7:18	3798	46	-0.24		
3/15/01	7:20	3800	46	-0.243		
3/15/01	7:22	3802	45.97	-0.238		
3/15/01	7:24	3804	45.97	-0.24		
3/15/01	7:26	3806	45.95	-0.24		
3/15/01	7:28	3808	45.95	-0.24		
3/15/01	7:30	3810	45.93	-0.24		
3/15/01	7:32	3812	45.93	-0.242		
3/15/01	7:34	3814	45.93	-0.242		
3/15/01	7:36	3816	45.93	-0.242		
3/15/01	7:38	3818	45.91	-0.24		
3/15/01	7:40	3820	45.93	-0.24		
3/15/01	7:42	3822	45.93	-0.242		
3/15/01	7:44	3824	45.93	-0.242		
3/15/01	7:46	3826	45.93	-0.242		
3/15/01	7:48	3828	45.95	-0.242		
3/15/01	7:50	3830	45.95	-0.245		
3/15/01	7:52	3832	45.97	-0.242		
3/15/01	7:54	3834	46	-0.245		
3/15/01	7:56	3836	46	-0.245		

3/15/01	7:58	3838	46.02	-0.245		
3/15/01	8:00	3840	46.04	-0.245		
3/15/01	8:02	3842	46.07	-0.245		
3/15/01	8:04	3844	46.11	-0.245		
3/15/01	8:06	3846	46.13	-0.245		
3/15/01	8:08	3848	46.18	-0.245		
3/15/01	8:10	3850	46.22	-0.246		
3/15/01	8:12	3852	46.32	-0.246		
3/15/01	8:14	3854	46.38	-0.246		
3/15/01	8:16	3856	46.48	-0.249		
3/15/01	8:18	3858	46.59	-0.247		
3/15/01	8:20	3860	46.73	-0.247		
3/15/01	8:22	3862	46.89	-0.248		
3/15/01	8:24	3864	47.05	-0.246		
3/15/01	8:26	3866	47.23	-0.247		
3/15/01	8:28	3868	47.41	-0.245		
3/15/01	8:30	3870	47.59	-0.248		
3/15/01	8:32	3872	47.8	-0.246		
3/15/01	8:34	3874	48.03	-0.247		
3/15/01	8:36	3876	48.25	-0.248		
3/15/01	8:38	3878	48.48	-0.249		
3/15/01	8:40	3880	48.71	-0.247		
3/15/01	8:42	3882	48.98	-0.248		
3/15/01	8:44	3884	49.23	-0.249		
3/15/01	8:46	3886	49.49	-0.247		
3/15/01	8:48	3888	49.76	-0.251		
3/15/01	8:50	3890	50.01	-0.249		
3/15/01	8:52	3892	50.28	-0.25		
3/15/01	8:54	3894	50.56	-0.249		
3/15/01	8:56	3896	50.85	-0.25		
3/15/01	8:58	3898	51.13	-0.248		
3/15/01	9:00	3900	51.4	-0.231		
3/15/01	9:02	3902	51.67	-0.229		
3/15/01	9:04	3904	51.95	-0.251		
3/15/01	9:06	3906	52.22	-0.25		
3/15/01	9:08	3908	52.52	-0.253		
3/15/01	9:10	3910	52.79	-0.252		
3/15/01	9:12	3912	53.06	-0.25		
3/15/01	9:14	3914	53.31	-0.251		
3/15/01	9:16	3916	53.59	-0.254		
3/15/01	9:18	3918	53.86	-0.253		
3/15/01	9:20	3920	54.13	-0.254		
3/15/01	9:22	3922	54.4	-0.252		
3/15/01	9:24	3924	54.66	-0.253		
3/15/01	9:26	3926	54.91	-0.254		
3/15/01	9:28	3928	55.18	-0.253		
3/15/01	9:30	3930	55.43	-0.254		
3/15/01	9:32	3932	55.68	-0.252		
3/15/01	9:34	3934	55.93	-0.253		

3/15/01	9:36	3936	56.16	-0.254		
3/15/01	9:38	3938	56.41	-0.252		
3/15/01	9:40	3940	56.64	-0.232		
3/15/01	9:42	3942	56.86	-0.233		
3/15/01	9:44	3944	57.09	-0.233		
3/15/01	9:46	3946	57.32	-0.232		
3/15/01	9:48	3948	57.55	-0.233		
3/15/01	9:50	3950	57.75	-0.233		
3/15/01	9:52	3952	57.98	-0.232		
3/15/01	9:54	3954	58.39	-0.231		
3/15/01	9:56	3956	58.93	-0.233		
3/15/01	9:58	3958	59.5	-0.232		
3/15/01	10:00	3960	60.05	-0.253		
3/15/01	10:02	3962	60.59	-0.255		
3/15/01	10:04	3964	61.14	-0.254		
3/15/01	10:06	3966	61.73	-0.254		
3/15/01	10:08	3968	62.21	-0.255		
3/15/01	10:10	3970	62.66	-0.254		
3/15/01	10:12	3972	63.11	-0.254		
3/15/01	10:14	3974	63.59	-0.255		
3/15/01	10:16	3976	64	-0.257		
3/15/01	10:18	3978	64.39	-0.256		
3/15/01	10:20	3980	64.75	-0.257		
3/15/01	10:22	3982	65.07	-0.255		
3/15/01	10:24	3984	65.41	-0.254		
3/15/01	10:26	3986	65.73	-0.255		
3/15/01	10:28	3988	66.02	-0.254		
3/15/01	10:30	3990	66.29	-0.255		
3/15/01	10:32	3992	66.59	-0.256		
3/15/01	10:34	3994	66.84	-0.238		
3/15/01	10:36	3996	67.07	-0.236		
3/15/01	10:38	3998	67.32	-0.24		
3/15/01	10:40	4000	67.52	-0.257		
3/15/01	10:42	4002	67.72	-0.257		
3/15/01	10:44	4004	67.88	-0.258		
3/15/01	10:46	4006	68.06	-0.256		
3/15/01	10:48	4008	68.22	-0.256		
3/15/01	10:50	4010	68.4	-0.255		
3/15/01	10:52	4012	68.56	-0.255		
3/15/01	10:54	4014	68.72	-0.256		

In-Situ Inc.		MiniTroll Pro			
Report generated:		12/6/00	10:14:22		
Report from file:		C:\WIN-SITU\Data\SN01222 2000-12-03 160000 2293w9i.bin			
DataMgr Version		3.68			
Serial number:		1222			
Firmware Version		2.04			
Unit name:		2293-W9I			
Test name:			2293w9i		
Test defined on:		3/12/01	15:27:58		
Test scheduled for:		3/12/01	16:00:00		
Test started on:		3/12/01	16:00:00		
Test stopped on:		3/15/01	9:57:48		
Test extracted on:	N/A				
Data gathered using Linear testing					
Time between data points:	2.0000	Minutes.			
Number of data samples:		1979			
TOTAL DATA SAMPLES		1979			
Channel number [1]					
Measurement type:		Temperature			
Channel name:		Temperature			
Channel number [2]					
Measurement type:		Pressure			
Channel name:		Pressure			
Sensor Range:		30 PSI.			
Specific gravity:		1			
			Chan[1]	Chan[2]	
	Date	Time	ET (min)	Fahrenheit	Feet H2O
	3/12/01	16:00	0	66.69	8.226
	3/12/01	16:02	2	66.69	8.226
	3/12/01	16:04	4	66.69	8.224
	3/12/01	16:06	6	66.69	8.221
	3/12/01	16:08	8	66.69	8.219
	3/12/01	16:10	10	66.67	8.219
	3/12/01	16:12	12	66.67	8.219
	3/12/01	16:14	14	66.67	8.219
	3/12/01	16:16	16	66.67	8.217
	3/12/01	16:18	18	66.67	8.215

3/12/01	16:20	20	66.64	8.215		
3/12/01	16:22	22	66.67	8.209		
3/12/01	16:24	24	66.64	8.211		
3/12/01	16:26	26	66.64	8.211		
3/12/01	16:28	28	66.64	8.211		
3/12/01	16:30	30	66.64	8.209		
3/12/01	16:32	32	66.64	8.209		
3/12/01	16:34	34	66.62	8.207		
3/12/01	16:36	36	66.62	8.199		
3/12/01	16:38	38	66.62	8.199		
3/12/01	16:40	40	66.62	8.194		
3/12/01	16:42	42	66.62	8.19		
3/12/01	16:44	44	66.6	8.184		
3/12/01	16:46	46	66.6	8.178		
3/12/01	16:48	48	66.6	8.175		
3/12/01	16:50	50	66.6	8.171		
3/12/01	16:52	52	66.6	8.167		
3/12/01	16:54	54	66.6	8.156		
3/12/01	16:56	56	66.6	8.15		
3/12/01	16:58	58	66.6	8.146		
3/12/01	17:00	60	66.6	8.139		
3/12/01	17:02	62	66.6	8.135		
3/12/01	17:04	64	66.6	8.129		
3/12/01	17:06	66	66.6	8.122		
3/12/01	17:08	68	66.58	8.118		
3/12/01	17:10	70	66.58	8.112		
3/12/01	17:12	72	66.58	8.108		
3/12/01	17:14	74	66.58	8.101		
3/12/01	17:16	76	66.58	8.097		
3/12/01	17:18	78	66.58	8.093		
3/12/01	17:20	80	66.58	8.087		
3/12/01	17:22	82	66.58	8.08		
3/12/01	17:24	84	66.58	8.076		
3/12/01	17:26	86	66.55	8.072		
3/12/01	17:28	88	66.55	8.068		
3/12/01	17:30	90	66.55	8.061		
3/12/01	17:32	92	66.55	8.059		
3/12/01	17:34	94	66.55	8.053		
3/12/01	17:36	96	66.55	8.053		
3/12/01	17:38	98	66.55	8.046		
3/12/01	17:40	100	66.55	8.044		
3/12/01	17:42	102	66.55	8.038		
3/12/01	17:44	104	66.55	8.036		
3/12/01	17:46	106	66.55	8.034		
3/12/01	17:48	108	66.55	8.03		
3/12/01	17:50	110	66.55	8.027		
3/12/01	17:52	112	66.55	8.023		
3/12/01	17:54	114	66.55	8.021		
3/12/01	17:56	116	66.55	8.017		

3/12/01	17:58	118	66.55	8.013		
3/12/01	18:00	120	66.55	8.013		
3/12/01	18:02	122	66.55	8.008		
3/12/01	18:04	124	66.55	8.008		
3/12/01	18:06	126	66.55	8.004		
3/12/01	18:08	128	66.53	8.002		
3/12/01	18:10	130	66.55	7.998		
3/12/01	18:12	132	66.55	7.996		
3/12/01	18:14	134	66.55	7.991		
3/12/01	18:16	136	66.55	7.991		
3/12/01	18:18	138	66.53	7.992		
3/12/01	18:20	140	66.53	7.985		
3/12/01	18:22	142	66.53	7.981		
3/12/01	18:24	144	66.53	7.979		
3/12/01	18:26	146	66.53	7.979		
3/12/01	18:28	148	66.53	7.979		
3/12/01	18:30	150	66.53	7.975		
3/12/01	18:32	152	66.53	7.975		
3/12/01	18:34	154	66.53	7.972		
3/12/01	18:36	156	66.53	7.97		
3/12/01	18:38	158	66.53	7.968		
3/12/01	18:40	160	66.53	7.97		
3/12/01	18:42	162	66.53	7.964		
3/12/01	18:44	164	66.53	7.97		
3/12/01	18:46	166	66.53	7.966		
3/12/01	18:48	168	66.53	7.964		
3/12/01	18:50	170	66.53	7.966		
3/12/01	18:52	172	66.53	7.962		
3/12/01	18:54	174	66.53	7.962		
3/12/01	18:56	176	66.53	7.958		
3/12/01	18:58	178	66.53	7.96		
3/12/01	19:00	180	66.53	7.96		
3/12/01	19:02	182	66.53	7.958		
3/12/01	19:04	184	66.53	7.958		
3/12/01	19:06	186	66.53	7.956		
3/12/01	19:08	188	66.53	7.953		
3/12/01	19:10	190	66.53	7.956		
3/12/01	19:12	192	66.53	7.956		
3/12/01	19:14	194	66.53	7.956		
3/12/01	19:16	196	66.53	7.953		
3/12/01	19:18	198	66.53	7.951		
3/12/01	19:20	200	66.53	7.951		
3/12/01	19:22	202	66.53	7.951		
3/12/01	19:24	204	66.53	7.949		
3/12/01	19:26	206	66.53	7.947		
3/12/01	19:28	208	66.53	7.949		
3/12/01	19:30	210	66.53	7.947		
3/12/01	19:32	212	66.53	7.945		
3/12/01	19:34	214	66.53	7.947		

3/12/01	19:36	216	66.53	7.947		
3/12/01	19:38	218	66.53	7.943		
3/12/01	19:40	220	66.53	7.945		
3/12/01	19:42	222	66.53	7.943		
3/12/01	19:44	224	66.53	7.945		
3/12/01	19:46	226	66.53	7.943		
3/12/01	19:48	228	66.53	7.943		
3/12/01	19:50	230	66.53	7.943		
3/12/01	19:52	232	66.53	7.945		
3/12/01	19:54	234	66.53	7.945		
3/12/01	19:56	236	66.53	7.943		
3/12/01	19:58	238	66.53	7.943		
3/12/01	20:00	240	66.53	7.941		
3/12/01	20:02	242	66.53	7.943		
3/12/01	20:04	244	66.53	7.941		
3/12/01	20:06	246	66.53	7.941		
3/12/01	20:08	248	66.53	7.945		
3/12/01	20:10	250	66.53	7.943		
3/12/01	20:12	252	66.53	7.943		
3/12/01	20:14	254	66.53	7.943		
3/12/01	20:16	256	66.53	7.943		
3/12/01	20:18	258	66.53	7.943		
3/12/01	20:20	260	66.53	7.941		
3/12/01	20:22	262	66.53	7.943		
3/12/01	20:24	264	66.53	7.941		
3/12/01	20:26	266	66.53	7.943		
3/12/01	20:28	268	66.53	7.941		
3/12/01	20:30	270	66.53	7.939		
3/12/01	20:32	272	66.53	7.939		
3/12/01	20:34	274	66.53	7.941		
3/12/01	20:36	276	66.53	7.943		
3/12/01	20:38	278	66.53	7.943		
3/12/01	20:40	280	66.53	7.943		
3/12/01	20:42	282	66.53	7.941		
3/12/01	20:44	284	66.53	7.941		
3/12/01	20:46	286	66.53	7.941		
3/12/01	20:48	288	66.53	7.939		
3/12/01	20:50	290	66.53	7.939		
3/12/01	20:52	292	66.53	7.939		
3/12/01	20:54	294	66.53	7.939		
3/12/01	20:56	296	66.53	7.939		
3/12/01	20:58	298	66.53	7.939		
3/12/01	21:00	300	66.53	7.939		
3/12/01	21:02	302	66.53	7.936		
3/12/01	21:04	304	66.53	7.936		
3/12/01	21:06	306	66.53	7.936		
3/12/01	21:08	308	66.53	7.936		
3/12/01	21:10	310	66.53	7.936		
3/12/01	21:12	312	66.53	7.936		

3/12/01	21:14	314	66.53	7.936		
3/12/01	21:16	316	66.53	7.934		
3/12/01	21:18	318	66.53	7.934		
3/12/01	21:20	320	66.53	7.934		
3/12/01	21:22	322	66.53	7.934		
3/12/01	21:24	324	66.53	7.934		
3/12/01	21:26	326	66.53	7.93		
3/12/01	21:28	328	66.53	7.932		
3/12/01	21:30	330	66.53	7.934		
3/12/01	21:32	332	66.53	7.936		
3/12/01	21:34	334	66.53	7.934		
3/12/01	21:36	336	66.53	7.932		
3/12/01	21:38	338	66.53	7.932		
3/12/01	21:40	340	66.53	7.932		
3/12/01	21:42	342	66.53	7.936		
3/12/01	21:44	344	66.53	7.936		
3/12/01	21:46	346	66.53	7.936		
3/12/01	21:48	348	66.53	7.936		
3/12/01	21:50	350	66.53	7.936		
3/12/01	21:52	352	66.53	7.936		
3/12/01	21:54	354	66.53	7.932		
3/12/01	21:56	356	66.53	7.93		
3/12/01	21:58	358	66.53	7.934		
3/12/01	22:00	360	66.53	7.934		
3/12/01	22:02	362	66.53	7.934		
3/12/01	22:04	364	66.53	7.934		
3/12/01	22:06	366	66.53	7.934		
3/12/01	22:08	368	66.53	7.936		
3/12/01	22:10	370	66.53	7.936		
3/12/01	22:12	372	66.53	7.934		
3/12/01	22:14	374	66.51	7.932		
3/12/01	22:16	376	66.51	7.934		
3/12/01	22:18	378	66.51	7.934		
3/12/01	22:20	380	66.51	7.932		
3/12/01	22:22	382	66.51	7.932		
3/12/01	22:24	384	66.51	7.932		
3/12/01	22:26	386	66.51	7.932		
3/12/01	22:28	388	66.51	7.93		
3/12/01	22:30	390	66.51	7.93		
3/12/01	22:32	392	66.51	7.928		
3/12/01	22:34	394	66.51	7.93		
3/12/01	22:36	396	66.51	7.93		
3/12/01	22:38	398	66.51	7.928		
3/12/01	22:40	400	66.51	7.928		
3/12/01	22:42	402	66.51	7.926		
3/12/01	22:44	404	66.51	7.922		
3/12/01	22:46	406	66.51	7.924		
3/12/01	22:48	408	66.51	7.924		
3/12/01	22:50	410	66.51	7.924		

3/12/01	22:52	412	66.51	7.922		
3/12/01	22:54	414	66.51	7.924		
3/12/01	22:56	416	66.51	7.922		
3/12/01	22:58	418	66.51	7.922		
3/12/01	23:00	420	66.51	7.924		
3/12/01	23:02	422	66.51	7.922		
3/12/01	23:04	424	66.51	7.922		
3/12/01	23:06	426	66.51	7.92		
3/12/01	23:08	428	66.51	7.92		
3/12/01	23:10	430	66.51	7.922		
3/12/01	23:12	432	66.51	7.92		
3/12/01	23:14	434	66.51	7.92		
3/12/01	23:16	436	66.51	7.92		
3/12/01	23:18	438	66.51	7.92		
3/12/01	23:20	440	66.51	7.918		
3/12/01	23:22	442	66.51	7.918		
3/12/01	23:24	444	66.51	7.92		
3/12/01	23:26	446	66.51	7.918		
3/12/01	23:28	448	66.51	7.918		
3/12/01	23:30	450	66.53	7.917		
3/12/01	23:32	452	66.51	7.92		
3/12/01	23:34	454	66.53	7.922		
3/12/01	23:36	456	66.51	7.922		
3/12/01	23:38	458	66.53	7.92		
3/12/01	23:40	460	66.51	7.92		
3/12/01	23:42	462	66.51	7.92		
3/12/01	23:44	464	66.51	7.92		
3/12/01	23:46	466	66.51	7.918		
3/12/01	23:48	468	66.51	7.918		
3/12/01	23:50	470	66.51	7.92		
3/12/01	23:52	472	66.51	7.918		
3/12/01	23:54	474	66.51	7.92		
3/12/01	23:56	476	66.51	7.918		
3/12/01	23:58	478	66.51	7.915		
3/13/01	0:00	480	66.51	7.918		
3/13/01	0:02	482	66.53	7.917		
3/13/01	0:04	484	66.51	7.913		
3/13/01	0:06	486	66.51	7.915		
3/13/01	0:08	488	66.53	7.915		
3/13/01	0:10	490	66.51	7.913		
3/13/01	0:12	492	66.51	7.92		
3/13/01	0:14	494	66.51	7.913		
3/13/01	0:16	496	66.53	7.913		
3/13/01	0:18	498	66.51	7.913		
3/13/01	0:20	500	66.51	7.915		
3/13/01	0:22	502	66.53	7.913		
3/13/01	0:24	504	66.53	7.915		
3/13/01	0:26	506	66.51	7.913		
3/13/01	0:28	508	66.53	7.911		

3/13/01	0:30	510	66.51	7.915		
3/13/01	0:32	512	66.51	7.909		
3/13/01	0:34	514	66.51	7.909		
3/13/01	0:36	516	66.53	7.909		
3/13/01	0:38	518	66.53	7.909		
3/13/01	0:40	520	66.53	7.909		
3/13/01	0:42	522	66.53	7.909		
3/13/01	0:44	524	66.53	7.909		
3/13/01	0:46	526	66.51	7.907		
3/13/01	0:48	528	66.51	7.909		
3/13/01	0:50	530	66.51	7.905		
3/13/01	0:52	532	66.51	7.905		
3/13/01	0:54	534	66.51	7.907		
3/13/01	0:56	536	66.51	7.907		
3/13/01	0:58	538	66.51	7.907		
3/13/01	1:00	540	66.51	7.907		
3/13/01	1:02	542	66.51	7.907		
3/13/01	1:04	544	66.51	7.907		
3/13/01	1:06	546	66.51	7.905		
3/13/01	1:08	548	66.51	7.905		
3/13/01	1:10	550	66.51	7.905		
3/13/01	1:12	552	66.51	7.907		
3/13/01	1:14	554	66.51	7.905		
3/13/01	1:16	556	66.51	7.909		
3/13/01	1:18	558	66.51	7.905		
3/13/01	1:20	560	66.51	7.905		
3/13/01	1:22	562	66.51	7.905		
3/13/01	1:24	564	66.51	7.905		
3/13/01	1:26	566	66.51	7.905		
3/13/01	1:28	568	66.51	7.905		
3/13/01	1:30	570	66.51	7.905		
3/13/01	1:32	572	66.51	7.903		
3/13/01	1:34	574	66.51	7.898		
3/13/01	1:36	576	66.51	7.903		
3/13/01	1:38	578	66.51	7.903		
3/13/01	1:40	580	66.51	7.905		
3/13/01	1:42	582	66.51	7.905		
3/13/01	1:44	584	66.51	7.903		
3/13/01	1:46	586	66.51	7.903		
3/13/01	1:48	588	66.51	7.903		
3/13/01	1:50	590	66.51	7.903		
3/13/01	1:52	592	66.51	7.901		
3/13/01	1:54	594	66.51	7.903		
3/13/01	1:56	596	66.51	7.901		
3/13/01	1:58	598	66.51	7.901		
3/13/01	2:00	600	66.51	7.901		
3/13/01	2:02	602	66.51	7.898		
3/13/01	2:04	604	66.51	7.901		
3/13/01	2:06	606	66.51	7.901		

3/13/01	2:08	608	66.51	7.901		
3/13/01	2:10	610	66.53	7.9		
3/13/01	2:12	612	66.53	7.9		
3/13/01	2:14	614	66.53	7.9		
3/13/01	2:16	616	66.53	7.896		
3/13/01	2:18	618	66.53	7.9		
3/13/01	2:20	620	66.53	7.9		
3/13/01	2:22	622	66.53	7.9		
3/13/01	2:24	624	66.53	7.9		
3/13/01	2:26	626	66.53	7.9		
3/13/01	2:28	628	66.53	7.9		
3/13/01	2:30	630	66.53	7.9		
3/13/01	2:32	632	66.55	7.898		
3/13/01	2:34	634	66.55	7.9		
3/13/01	2:36	636	66.55	7.898		
3/13/01	2:38	638	66.55	7.898		
3/13/01	2:40	640	66.53	7.898		
3/13/01	2:42	642	66.53	7.894		
3/13/01	2:44	644	66.53	7.898		
3/13/01	2:46	646	66.53	7.898		
3/13/01	2:48	648	66.53	7.896		
3/13/01	2:50	650	66.53	7.898		
3/13/01	2:52	652	66.53	7.898		
3/13/01	2:54	654	66.53	7.898		
3/13/01	2:56	656	66.53	7.898		
3/13/01	2:58	658	66.53	7.898		
3/13/01	3:00	660	66.53	7.898		
3/13/01	3:02	662	66.53	7.896		
3/13/01	3:04	664	66.53	7.896		
3/13/01	3:06	666	66.53	7.894		
3/13/01	3:08	668	66.53	7.896		
3/13/01	3:10	670	66.53	7.896		
3/13/01	3:12	672	66.53	7.896		
3/13/01	3:14	674	66.53	7.898		
3/13/01	3:16	676	66.53	7.896		
3/13/01	3:18	678	66.53	7.896		
3/13/01	3:20	680	66.53	7.896		
3/13/01	3:22	682	66.53	7.896		
3/13/01	3:24	684	66.53	7.896		
3/13/01	3:26	686	66.53	7.896		
3/13/01	3:28	688	66.53	7.894		
3/13/01	3:30	690	66.53	7.894		
3/13/01	3:32	692	66.53	7.896		
3/13/01	3:34	694	66.53	7.894		
3/13/01	3:36	696	66.53	7.896		
3/13/01	3:38	698	66.53	7.892		
3/13/01	3:40	700	66.53	7.898		
3/13/01	3:42	702	66.53	7.894		
3/13/01	3:44	704	66.53	7.894		

3/13/01	3:46	706	66.53	7.892		
3/13/01	3:48	708	66.53	7.894		
3/13/01	3:50	710	66.53	7.894		
3/13/01	3:52	712	66.53	7.892		
3/13/01	3:54	714	66.53	7.892		
3/13/01	3:56	716	66.53	7.892		
3/13/01	3:58	718	66.53	7.89		
3/13/01	4:00	720	66.53	7.89		
3/13/01	4:02	722	66.53	7.89		
3/13/01	4:04	724	66.53	7.89		
3/13/01	4:06	726	66.53	7.89		
3/13/01	4:08	728	66.53	7.89		
3/13/01	4:10	730	66.53	7.89		
3/13/01	4:12	732	66.53	7.888		
3/13/01	4:14	734	66.53	7.89		
3/13/01	4:16	736	66.53	7.888		
3/13/01	4:18	738	66.53	7.888		
3/13/01	4:20	740	66.53	7.888		
3/13/01	4:22	742	66.53	7.888		
3/13/01	4:24	744	66.53	7.888		
3/13/01	4:26	746	66.53	7.888		
3/13/01	4:28	748	66.53	7.888		
3/13/01	4:30	750	66.53	7.886		
3/13/01	4:32	752	66.53	7.886		
3/13/01	4:34	754	66.53	7.886		
3/13/01	4:36	756	66.53	7.884		
3/13/01	4:38	758	66.53	7.888		
3/13/01	4:40	760	66.53	7.886		
3/13/01	4:42	762	66.53	7.884		
3/13/01	4:44	764	66.51	7.886		
3/13/01	4:46	766	66.51	7.886		
3/13/01	4:48	768	66.51	7.884		
3/13/01	4:50	770	66.51	7.886		
3/13/01	4:52	772	66.51	7.882		
3/13/01	4:54	774	66.51	7.884		
3/13/01	4:56	776	66.51	7.884		
3/13/01	4:58	778	66.51	7.882		
3/13/01	5:00	780	66.51	7.884		
3/13/01	5:02	782	66.51	7.884		
3/13/01	5:04	784	66.51	7.884		
3/13/01	5:06	786	66.51	7.884		
3/13/01	5:08	788	66.51	7.882		
3/13/01	5:10	790	66.51	7.884		
3/13/01	5:12	792	66.51	7.882		
3/13/01	5:14	794	66.51	7.882		
3/13/01	5:16	796	66.51	7.882		
3/13/01	5:18	798	66.51	7.882		
3/13/01	5:20	800	66.51	7.882		
3/13/01	5:22	802	66.51	7.882		

3/13/01	5:24	804	66.51	7.882			
3/13/01	5:26	806	66.51	7.879			
3/13/01	5:28	808	66.49	7.88			
3/13/01	5:30	810	66.51	7.882			
3/13/01	5:32	812	66.51	7.882			
3/13/01	5:34	814	66.51	7.879			
3/13/01	5:36	816	66.49	7.877			
3/13/01	5:38	818	66.49	7.88			
3/13/01	5:40	820	66.51	7.875			
3/13/01	5:42	822	66.51	7.875			
3/13/01	5:44	824	66.51	7.877			
3/13/01	5:46	826	66.51	7.877			
3/13/01	5:48	828	66.51	7.875			
3/13/01	5:50	830	66.51	7.877			
3/13/01	5:52	832	66.51	7.879			
3/13/01	5:54	834	66.51	7.875			
3/13/01	5:56	836	66.51	7.877			
3/13/01	5:58	838	66.51	7.877			
3/13/01	6:00	840	66.51	7.879			
3/13/01	6:02	842	66.51	7.879			
3/13/01	6:04	844	66.51	7.877			
3/13/01	6:06	846	66.51	7.884			
3/13/01	6:08	848	66.51	7.882			
3/13/01	6:10	850	66.51	7.884			
3/13/01	6:12	852	66.51	7.882			
3/13/01	6:14	854	66.51	7.884			
3/13/01	6:16	856	66.51	7.884			
3/13/01	6:18	858	66.51	7.882			
3/13/01	6:20	860	66.51	7.882			
3/13/01	6:22	862	66.51	7.877			
3/13/01	6:24	864	66.51	7.877			
3/13/01	6:26	866	66.51	7.875			
3/13/01	6:28	868	66.51	7.877			
3/13/01	6:30	870	66.51	7.877			
3/13/01	6:32	872	66.51	7.877			
3/13/01	6:34	874	66.51	7.875			
3/13/01	6:36	876	66.51	7.879			
3/13/01	6:38	878	66.51	7.877			
3/13/01	6:40	880	66.51	7.877			
3/13/01	6:42	882	66.51	7.877			
3/13/01	6:44	884	66.51	7.877			
3/13/01	6:46	886	66.51	7.877			
3/13/01	6:48	888	66.49	7.877			
3/13/01	6:50	890	66.51	7.875			
3/13/01	6:52	892	66.51	7.875			
3/13/01	6:54	894	66.51	7.877			
3/13/01	6:56	896	66.51	7.877			
3/13/01	6:58	898	66.51	7.877			
3/13/01	7:00	900	66.51	7.877			

3/13/01	7:02	902	66.51	7.877			
3/13/01	7:04	904	66.51	7.875			
3/13/01	7:06	906	66.51	7.873			
3/13/01	7:08	908	66.51	7.875			
3/13/01	7:10	910	66.51	7.875			
3/13/01	7:12	912	66.51	7.875			
3/13/01	7:14	914	66.51	7.873			
3/13/01	7:16	916	66.51	7.875			
3/13/01	7:18	918	66.51	7.873			
3/13/01	7:20	920	66.51	7.875			
3/13/01	7:22	922	66.51	7.873			
3/13/01	7:24	924	66.51	7.873			
3/13/01	7:26	926	66.51	7.873			
3/13/01	7:28	928	66.51	7.873			
3/13/01	7:30	930	66.51	7.871			
3/13/01	7:32	932	66.51	7.873			
3/13/01	7:34	934	66.51	7.873			
3/13/01	7:36	936	66.51	7.871			
3/13/01	7:38	938	66.51	7.873			
3/13/01	7:40	940	66.51	7.873			
3/13/01	7:42	942	66.51	7.871			
3/13/01	7:44	944	66.51	7.869			
3/13/01	7:46	946	66.51	7.871			
3/13/01	7:48	948	66.51	7.871			
3/13/01	7:50	950	66.51	7.869			
3/13/01	7:52	952	66.51	7.871			
3/13/01	7:54	954	66.51	7.869			
3/13/01	7:56	956	66.51	7.871			
3/13/01	7:58	958	66.51	7.869			
3/13/01	8:00	960	66.51	7.869			
3/13/01	8:02	962	66.53	7.869			
3/13/01	8:04	964	66.51	7.871			
3/13/01	8:06	966	66.51	7.871			
3/13/01	8:08	968	66.51	7.869			
3/13/01	8:10	970	66.53	7.869			
3/13/01	8:12	972	66.51	7.867			
3/13/01	8:14	974	66.53	7.869			
3/13/01	8:16	976	66.51	7.869			
3/13/01	8:18	978	66.53	7.869			
3/13/01	8:20	980	66.53	7.869			
3/13/01	8:22	982	66.51	7.865			
3/13/01	8:24	984	66.51	7.869			
3/13/01	8:26	986	66.51	7.871			
3/13/01	8:28	988	66.51	7.871			
3/13/01	8:30	990	66.53	7.873			
3/13/01	8:32	992	66.51	7.873			
3/13/01	8:34	994	66.53	7.871			
3/13/01	8:36	996	66.53	7.871			
3/13/01	8:38	998	66.53	7.867			

3/13/01	8:40	1000	66.53	7.867		
3/13/01	8:42	1002	66.53	7.871		
3/13/01	8:44	1004	66.53	7.873		
3/13/01	8:46	1006	66.53	7.869		
3/13/01	8:48	1008	66.53	7.869		
3/13/01	8:50	1010	66.53	7.869		
3/13/01	8:52	1012	66.53	7.864		
3/13/01	8:54	1014	66.53	7.864		
3/13/01	8:56	1016	66.53	7.862		
3/13/01	8:58	1018	66.51	7.86		
3/13/01	9:00	1020	66.51	7.862		
3/13/01	9:02	1022	66.51	7.858		
3/13/01	9:04	1024	66.51	7.86		
3/13/01	9:06	1026	66.51	7.862		
3/13/01	9:08	1028	66.51	7.862		
3/13/01	9:10	1030	66.51	7.862		
3/13/01	9:12	1032	66.51	7.86		
3/13/01	9:14	1034	66.51	7.862		
3/13/01	9:16	1036	66.51	7.86		
3/13/01	9:18	1038	66.51	7.862		
3/13/01	9:20	1040	66.51	7.867		
3/13/01	9:22	1042	66.51	7.865		
3/13/01	9:24	1044	66.51	7.86		
3/13/01	9:26	1046	66.51	7.862		
3/13/01	9:28	1048	66.51	7.862		
3/13/01	9:30	1050	66.51	7.862		
3/13/01	9:32	1052	66.51	7.86		
3/13/01	9:34	1054	66.51	7.858		
3/13/01	9:36	1056	66.51	7.856		
3/13/01	9:38	1058	66.51	7.858		
3/13/01	9:40	1060	66.51	7.858		
3/13/01	9:42	1062	66.51	7.856		
3/13/01	9:44	1064	66.51	7.858		
3/13/01	9:46	1066	66.51	7.858		
3/13/01	9:48	1068	66.51	7.858		
3/13/01	9:50	1070	66.51	7.858		
3/13/01	9:52	1072	66.51	7.858		
3/13/01	9:54	1074	66.51	7.858		
3/13/01	9:56	1076	66.51	7.858		
3/13/01	9:58	1078	66.51	7.86		
3/13/01	10:00	1080	66.51	7.856		
3/13/01	10:02	1082	66.51	7.86		
3/13/01	10:04	1084	66.51	7.86		
3/13/01	10:06	1086	66.51	7.856		
3/13/01	10:08	1088	66.51	7.858		
3/13/01	10:10	1090	66.51	7.86		
3/13/01	10:12	1092	66.51	7.858		
3/13/01	10:14	1094	66.51	7.854		
3/13/01	10:16	1096	66.51	7.856		

3/13/01	10:18	1098	66.51	7.858		
3/13/01	10:20	1100	66.51	7.856		
3/13/01	10:22	1102	66.53	7.856		
3/13/01	10:24	1104	66.51	7.854		
3/13/01	10:26	1106	66.51	7.856		
3/13/01	10:28	1108	66.53	7.856		
3/13/01	10:30	1110	66.53	7.858		
3/13/01	10:32	1112	66.53	7.858		
3/13/01	10:34	1114	66.53	7.858		
3/13/01	10:36	1116	66.53	7.858		
3/13/01	10:38	1118	66.53	7.858		
3/13/01	10:40	1120	66.51	7.856		
3/13/01	10:42	1122	66.53	7.856		
3/13/01	10:44	1124	66.53	7.856		
3/13/01	10:46	1126	66.53	7.856		
3/13/01	10:48	1128	66.53	7.856		
3/13/01	10:50	1130	66.53	7.854		
3/13/01	10:52	1132	66.53	7.854		
3/13/01	10:54	1134	66.53	7.854		
3/13/01	10:56	1136	66.53	7.856		
3/13/01	10:58	1138	66.53	7.852		
3/13/01	11:00	1140	66.53	7.854		
3/13/01	11:02	1142	66.53	7.856		
3/13/01	11:04	1144	66.51	7.856		
3/13/01	11:06	1146	66.51	7.856		
3/13/01	11:08	1148	66.51	7.854		
3/13/01	11:10	1150	66.51	7.854		
3/13/01	11:12	1152	66.51	7.856		
3/13/01	11:14	1154	66.53	7.854		
3/13/01	11:16	1156	66.51	7.852		
3/13/01	11:18	1158	66.53	7.858		
3/13/01	11:20	1160	66.51	7.858		
3/13/01	11:22	1162	66.51	7.86		
3/13/01	11:24	1164	66.51	7.856		
3/13/01	11:26	1166	66.51	7.858		
3/13/01	11:28	1168	66.51	7.856		
3/13/01	11:30	1170	66.51	7.856		
3/13/01	11:32	1172	66.51	7.858		
3/13/01	11:34	1174	66.51	7.858		
3/13/01	11:36	1176	66.51	7.858		
3/13/01	11:38	1178	66.51	7.86		
3/13/01	11:40	1180	66.51	7.858		
3/13/01	11:42	1182	66.51	7.856		
3/13/01	11:44	1184	66.51	7.856		
3/13/01	11:46	1186	66.51	7.856		
3/13/01	11:48	1188	66.51	7.856		
3/13/01	11:50	1190	66.51	7.858		
3/13/01	11:52	1192	66.51	7.856		
3/13/01	11:54	1194	66.51	7.856		

3/13/01	11:56	1196	66.51	7.856		
3/13/01	11:58	1198	66.51	7.856		
3/13/01	12:00	1200	66.51	7.856		
3/13/01	12:02	1202	66.51	7.856		
3/13/01	12:04	1204	66.53	7.854		
3/13/01	12:06	1206	66.53	7.854		
3/13/01	12:08	1208	66.53	7.852		
3/13/01	12:10	1210	66.53	7.864		
3/13/01	12:12	1212	66.51	7.856		
3/13/01	12:14	1214	66.53	7.858		
3/13/01	12:16	1216	66.53	7.856		
3/13/01	12:18	1218	66.53	7.856		
3/13/01	12:20	1220	66.51	7.854		
3/13/01	12:22	1222	66.53	7.856		
3/13/01	12:24	1224	66.53	7.856		
3/13/01	12:26	1226	66.53	7.856		
3/13/01	12:28	1228	66.53	7.856		
3/13/01	12:30	1230	66.53	7.856		
3/13/01	12:32	1232	66.53	7.856		
3/13/01	12:34	1234	66.53	7.858		
3/13/01	12:36	1236	66.53	7.856		
3/13/01	12:38	1238	66.53	7.856		
3/13/01	12:40	1240	66.53	7.854		
3/13/01	12:42	1242	66.53	7.854		
3/13/01	12:44	1244	66.53	7.854		
3/13/01	12:46	1246	66.53	7.854		
3/13/01	12:48	1248	66.53	7.854		
3/13/01	12:50	1250	66.53	7.854		
3/13/01	12:52	1252	66.53	7.85		
3/13/01	12:54	1254	66.53	7.854		
3/13/01	12:56	1256	66.53	7.85		
3/13/01	12:58	1258	66.53	7.852		
3/13/01	13:00	1260	66.53	7.848		
3/13/01	13:02	1262	66.53	7.848		
3/13/01	13:04	1264	66.53	7.854		
3/13/01	13:06	1266	66.53	7.852		
3/13/01	13:08	1268	66.53	7.852		
3/13/01	13:10	1270	66.53	7.845		
3/13/01	13:12	1272	66.53	7.848		
3/13/01	13:14	1274	66.53	7.848		
3/13/01	13:16	1276	66.53	7.85		
3/13/01	13:18	1278	66.53	7.85		
3/13/01	13:20	1280	66.53	7.85		
3/13/01	13:22	1282	66.53	7.848		
3/13/01	13:24	1284	66.53	7.85		
3/13/01	13:26	1286	66.53	7.852		
3/13/01	13:28	1288	66.53	7.852		
3/13/01	13:30	1290	66.53	7.852		
3/13/01	13:32	1292	66.53	7.852		

3/13/01	13:34	1294	66.53	7.854		
3/13/01	13:36	1296	66.53	7.856		
3/13/01	13:38	1298	66.53	7.854		
3/13/01	13:40	1300	66.53	7.852		
3/13/01	13:42	1302	66.53	7.854		
3/13/01	13:44	1304	66.51	7.852		
3/13/01	13:46	1306	66.53	7.852		
3/13/01	13:48	1308	66.53	7.85		
3/13/01	13:50	1310	66.53	7.848		
3/13/01	13:52	1312	66.53	7.852		
3/13/01	13:54	1314	66.53	7.848		
3/13/01	13:56	1316	66.53	7.848		
3/13/01	13:58	1318	66.51	7.848		
3/13/01	14:00	1320	66.53	7.848		
3/13/01	14:02	1322	66.53	7.85		
3/13/01	14:04	1324	66.53	7.852		
3/13/01	14:06	1326	66.53	7.852		
3/13/01	14:08	1328	66.53	7.85		
3/13/01	14:10	1330	66.53	7.85		
3/13/01	14:12	1332	66.53	7.85		
3/13/01	14:14	1334	66.53	7.856		
3/13/01	14:16	1336	66.53	7.856		
3/13/01	14:18	1338	66.53	7.858		
3/13/01	14:20	1340	66.53	7.854		
3/13/01	14:22	1342	66.53	7.852		
3/13/01	14:24	1344	66.53	7.85		
3/13/01	14:26	1346	66.53	7.85		
3/13/01	14:28	1348	66.53	7.85		
3/13/01	14:30	1350	66.53	7.848		
3/13/01	14:32	1352	66.53	7.848		
3/13/01	14:34	1354	66.53	7.848		
3/13/01	14:36	1356	66.53	7.848		
3/13/01	14:38	1358	66.53	7.848		
3/13/01	14:40	1360	66.53	7.848		
3/13/01	14:42	1362	66.53	7.848		
3/13/01	14:44	1364	66.53	7.848		
3/13/01	14:46	1366	66.53	7.848		
3/13/01	14:48	1368	66.53	7.843		
3/13/01	14:50	1370	66.53	7.848		
3/13/01	14:52	1372	66.53	7.845		
3/13/01	14:54	1374	66.53	7.845		
3/13/01	14:56	1376	66.53	7.845		
3/13/01	14:58	1378	66.53	7.845		
3/13/01	15:00	1380	66.53	7.845		
3/13/01	15:02	1382	66.53	7.843		
3/13/01	15:04	1384	66.53	7.848		
3/13/01	15:06	1386	66.53	7.848		
3/13/01	15:08	1388	66.53	7.845		
3/13/01	15:10	1390	66.53	7.845		

3/13/01	15:12	1392	66.53	7.848			
3/13/01	15:14	1394	66.53	7.848			
3/13/01	15:16	1396	66.53	7.845			
3/13/01	15:18	1398	66.53	7.845			
3/13/01	15:20	1400	66.53	7.845			
3/13/01	15:22	1402	66.53	7.848			
3/13/01	15:24	1404	66.53	7.845			
3/13/01	15:26	1406	66.53	7.848			
3/13/01	15:28	1408	66.53	7.85			
3/13/01	15:30	1410	66.53	7.85			
3/13/01	15:32	1412	66.53	7.848			
3/13/01	15:34	1414	66.53	7.845			
3/13/01	15:36	1416	66.53	7.843			
3/13/01	15:38	1418	66.53	7.845			
3/13/01	15:40	1420	66.53	7.845			
3/13/01	15:42	1422	66.53	7.845			
3/13/01	15:44	1424	66.53	7.845			
3/13/01	15:46	1426	66.53	7.843			
3/13/01	15:48	1428	66.53	7.845			
3/13/01	15:50	1430	66.53	7.843			
3/13/01	15:52	1432	66.53	7.843			
3/13/01	15:54	1434	66.53	7.843			
3/13/01	15:56	1436	66.53	7.845			
3/13/01	15:58	1438	66.53	7.845			
3/13/01	16:00	1440	66.53	7.845			
3/13/01	16:02	1442	66.53	7.848			
3/13/01	16:04	1444	66.53	7.845			
3/13/01	16:06	1446	66.53	7.845			
3/13/01	16:08	1448	66.53	7.845			
3/13/01	16:10	1450	66.53	7.843			
3/13/01	16:12	1452	66.53	7.843			
3/13/01	16:14	1454	66.53	7.843			
3/13/01	16:16	1456	66.53	7.843			
3/13/01	16:18	1458	66.53	7.843			
3/13/01	16:20	1460	66.53	7.843			
3/13/01	16:22	1462	66.53	7.841			
3/13/01	16:24	1464	66.53	7.841			
3/13/01	16:26	1466	66.53	7.843			
3/13/01	16:28	1468	66.53	7.845			
3/13/01	16:30	1470	66.51	7.841			
3/13/01	16:32	1472	66.53	7.841			
3/13/01	16:34	1474	66.53	7.841			
3/13/01	16:36	1476	66.51	7.839			
3/13/01	16:38	1478	66.53	7.841			
3/13/01	16:40	1480	66.53	7.841			
3/13/01	16:42	1482	66.53	7.841			
3/13/01	16:44	1484	66.53	7.839			
3/13/01	16:46	1486	66.53	7.841			
3/13/01	16:48	1488	66.53	7.843			

3/13/01	16:50	1490	66.53	7.843		
3/13/01	16:52	1492	66.53	7.843		
3/13/01	16:54	1494	66.53	7.839		
3/13/01	16:56	1496	66.53	7.841		
3/13/01	16:58	1498	66.53	7.839		
3/13/01	17:00	1500	66.53	7.841		
3/13/01	17:02	1502	66.53	7.841		
3/13/01	17:04	1504	66.53	7.841		
3/13/01	17:06	1506	66.53	7.843		
3/13/01	17:08	1508	66.53	7.841		
3/13/01	17:10	1510	66.55	7.841		
3/13/01	17:12	1512	66.55	7.841		
3/13/01	17:14	1514	66.55	7.843		
3/13/01	17:16	1516	66.55	7.845		
3/13/01	17:18	1518	66.55	7.845		
3/13/01	17:20	1520	66.55	7.847		
3/13/01	17:22	1522	66.53	7.843		
3/13/01	17:24	1524	66.53	7.845		
3/13/01	17:26	1526	66.53	7.85		
3/13/01	17:28	1528	66.53	7.848		
3/13/01	17:30	1530	66.53	7.848		
3/13/01	17:32	1532	66.53	7.85		
3/13/01	17:34	1534	66.53	7.85		
3/13/01	17:36	1536	66.53	7.852		
3/13/01	17:38	1538	66.53	7.852		
3/13/01	17:40	1540	66.53	7.85		
3/13/01	17:42	1542	66.53	7.848		
3/13/01	17:44	1544	66.53	7.845		
3/13/01	17:46	1546	66.53	7.843		
3/13/01	17:48	1548	66.53	7.843		
3/13/01	17:50	1550	66.53	7.841		
3/13/01	17:52	1552	66.51	7.843		
3/13/01	17:54	1554	66.51	7.839		
3/13/01	17:56	1556	66.51	7.841		
3/13/01	17:58	1558	66.51	7.841		
3/13/01	18:00	1560	66.53	7.841		
3/13/01	18:02	1562	66.51	7.839		
3/13/01	18:04	1564	66.51	7.839		
3/13/01	18:06	1566	66.51	7.841		
3/13/01	18:08	1568	66.51	7.848		
3/13/01	18:10	1570	66.51	7.846		
3/13/01	18:12	1572	66.51	7.843		
3/13/01	18:14	1574	66.51	7.843		
3/13/01	18:16	1576	66.53	7.843		
3/13/01	18:18	1578	66.53	7.845		
3/13/01	18:20	1580	66.51	7.843		
3/13/01	18:22	1582	66.51	7.839		
3/13/01	18:24	1584	66.51	7.843		
3/13/01	18:26	1586	66.51	7.843		

3/13/01	18:28	1588	66.53	7.843		
3/13/01	18:30	1590	66.53	7.843		
3/13/01	18:32	1592	66.51	7.841		
3/13/01	18:34	1594	66.51	7.841		
3/13/01	18:36	1596	66.51	7.843		
3/13/01	18:38	1598	66.51	7.839		
3/13/01	18:40	1600	66.51	7.841		
3/13/01	18:42	1602	66.51	7.841		
3/13/01	18:44	1604	66.51	7.837		
3/13/01	18:46	1606	66.53	7.835		
3/13/01	18:48	1608	66.51	7.831		
3/13/01	18:50	1610	66.51	7.835		
3/13/01	18:52	1612	66.51	7.837		
3/13/01	18:54	1614	66.51	7.835		
3/13/01	18:56	1616	66.51	7.837		
3/13/01	18:58	1618	66.51	7.839		
3/13/01	19:00	1620	66.51	7.837		
3/13/01	19:02	1622	66.51	7.835		
3/13/01	19:04	1624	66.51	7.835		
3/13/01	19:06	1626	66.51	7.835		
3/13/01	19:08	1628	66.51	7.833		
3/13/01	19:10	1630	66.51	7.831		
3/13/01	19:12	1632	66.51	7.833		
3/13/01	19:14	1634	66.51	7.833		
3/13/01	19:16	1636	66.51	7.831		
3/13/01	19:18	1638	66.51	7.831		
3/13/01	19:20	1640	66.51	7.833		
3/13/01	19:22	1642	66.51	7.831		
3/13/01	19:24	1644	66.51	7.833		
3/13/01	19:26	1646	66.51	7.833		
3/13/01	19:28	1648	66.51	7.833		
3/13/01	19:30	1650	66.51	7.831		
3/13/01	19:32	1652	66.53	7.831		
3/13/01	19:34	1654	66.51	7.833		
3/13/01	19:36	1656	66.51	7.833		
3/13/01	19:38	1658	66.51	7.833		
3/13/01	19:40	1660	66.51	7.829		
3/13/01	19:42	1662	66.51	7.831		
3/13/01	19:44	1664	66.51	7.831		
3/13/01	19:46	1666	66.51	7.829		
3/13/01	19:48	1668	66.51	7.831		
3/13/01	19:50	1670	66.51	7.829		
3/13/01	19:52	1672	66.51	7.829		
3/13/01	19:54	1674	66.51	7.829		
3/13/01	19:56	1676	66.51	7.826		
3/13/01	19:58	1678	66.51	7.831		
3/13/01	20:00	1680	66.51	7.831		
3/13/01	20:02	1682	66.53	7.831		
3/13/01	20:04	1684	66.51	7.831		

3/13/01	20:06	1686	66.51	7.829		
3/13/01	20:08	1688	66.51	7.831		
3/13/01	20:10	1690	66.51	7.833		
3/13/01	20:12	1692	66.51	7.831		
3/13/01	20:14	1694	66.53	7.833		
3/13/01	20:16	1696	66.53	7.831		
3/13/01	20:18	1698	66.51	7.833		
3/13/01	20:20	1700	66.53	7.833		
3/13/01	20:22	1702	66.53	7.826		
3/13/01	20:24	1704	66.53	7.831		
3/13/01	20:26	1706	66.53	7.828		
3/13/01	20:28	1708	66.53	7.828		
3/13/01	20:30	1710	66.53	7.828		
3/13/01	20:32	1712	66.53	7.826		
3/13/01	20:34	1714	66.53	7.826		
3/13/01	20:36	1716	66.53	7.826		
3/13/01	20:38	1718	66.51	7.824		
3/13/01	20:40	1720	66.53	7.824		
3/13/01	20:42	1722	66.53	7.824		
3/13/01	20:44	1724	66.53	7.824		
3/13/01	20:46	1726	66.53	7.824		
3/13/01	20:48	1728	66.53	7.826		
3/13/01	20:50	1730	66.53	7.826		
3/13/01	20:52	1732	66.53	7.826		
3/13/01	20:54	1734	66.53	7.824		
3/13/01	20:56	1736	66.53	7.826		
3/13/01	20:58	1738	66.53	7.822		
3/13/01	21:00	1740	66.53	7.824		
3/13/01	21:02	1742	66.53	7.824		
3/13/01	21:04	1744	66.53	7.824		
3/13/01	21:06	1746	66.53	7.826		
3/13/01	21:08	1748	66.53	7.826		
3/13/01	21:10	1750	66.53	7.826		
3/13/01	21:12	1752	66.53	7.831		
3/13/01	21:14	1754	66.53	7.826		
3/13/01	21:16	1756	66.53	7.828		
3/13/01	21:18	1758	66.53	7.828		
3/13/01	21:20	1760	66.53	7.833		
3/13/01	21:22	1762	66.53	7.833		
3/13/01	21:24	1764	66.53	7.828		
3/13/01	21:26	1766	66.53	7.82		
3/13/01	21:28	1768	66.53	7.82		
3/13/01	21:30	1770	66.53	7.824		
3/13/01	21:32	1772	66.53	7.824		
3/13/01	21:34	1774	66.53	7.826		
3/13/01	21:36	1776	66.53	7.822		
3/13/01	21:38	1778	66.53	7.82		
3/13/01	21:40	1780	66.53	7.82		
3/13/01	21:42	1782	66.53	7.82		

3/13/01	21:44	1784	66.53	7.82		
3/13/01	21:46	1786	66.53	7.82		
3/13/01	21:48	1788	66.53	7.82		
3/13/01	21:50	1790	66.53	7.816		
3/13/01	21:52	1792	66.53	7.82		
3/13/01	21:54	1794	66.53	7.816		
3/13/01	21:56	1796	66.53	7.818		
3/13/01	21:58	1798	66.53	7.82		
3/13/01	22:00	1800	66.53	7.82		
3/13/01	22:02	1802	66.53	7.816		
3/13/01	22:04	1804	66.53	7.816		
3/13/01	22:06	1806	66.53	7.816		
3/13/01	22:08	1808	66.53	7.816		
3/13/01	22:10	1810	66.53	7.818		
3/13/01	22:12	1812	66.53	7.818		
3/13/01	22:14	1814	66.53	7.818		
3/13/01	22:16	1816	66.53	7.816		
3/13/01	22:18	1818	66.53	7.816		
3/13/01	22:20	1820	66.53	7.818		
3/13/01	22:22	1822	66.53	7.816		
3/13/01	22:24	1824	66.53	7.818		
3/13/01	22:26	1826	66.53	7.816		
3/13/01	22:28	1828	66.53	7.816		
3/13/01	22:30	1830	66.53	7.816		
3/13/01	22:32	1832	66.53	7.814		
3/13/01	22:34	1834	66.53	7.816		
3/13/01	22:36	1836	66.53	7.816		
3/13/01	22:38	1838	66.53	7.818		
3/13/01	22:40	1840	66.53	7.818		
3/13/01	22:42	1842	66.53	7.816		
3/13/01	22:44	1844	66.53	7.816		
3/13/01	22:46	1846	66.53	7.816		
3/13/01	22:48	1848	66.51	7.814		
3/13/01	22:50	1850	66.53	7.816		
3/13/01	22:52	1852	66.51	7.816		
3/13/01	22:54	1854	66.53	7.816		
3/13/01	22:56	1856	66.53	7.816		
3/13/01	22:58	1858	66.53	7.818		
3/13/01	23:00	1860	66.53	7.816		
3/13/01	23:02	1862	66.53	7.814		
3/13/01	23:04	1864	66.51	7.816		
3/13/01	23:06	1866	66.51	7.816		
3/13/01	23:08	1868	66.53	7.816		
3/13/01	23:10	1870	66.53	7.816		
3/13/01	23:12	1872	66.53	7.816		
3/13/01	23:14	1874	66.53	7.814		
3/13/01	23:16	1876	66.53	7.814		
3/13/01	23:18	1878	66.53	7.814		
3/13/01	23:20	1880	66.53	7.814		

3/13/01	23:22	1882	66.53	7.814		
3/13/01	23:24	1884	66.53	7.814		
3/13/01	23:26	1886	66.53	7.814		
3/13/01	23:28	1888	66.53	7.814		
3/13/01	23:30	1890	66.53	7.814		
3/13/01	23:32	1892	66.53	7.814		
3/13/01	23:34	1894	66.53	7.811		
3/13/01	23:36	1896	66.53	7.814		
3/13/01	23:38	1898	66.51	7.814		
3/13/01	23:40	1900	66.51	7.812		
3/13/01	23:42	1902	66.51	7.814		
3/13/01	23:44	1904	66.51	7.812		
3/13/01	23:46	1906	66.51	7.814		
3/13/01	23:48	1908	66.51	7.814		
3/13/01	23:50	1910	66.51	7.814		
3/13/01	23:52	1912	66.51	7.816		
3/13/01	23:54	1914	66.51	7.814		
3/13/01	23:56	1916	66.51	7.812		
3/13/01	23:58	1918	66.51	7.814		
3/14/01	0:00	1920	66.51	7.814		
3/14/01	0:02	1922	66.51	7.814		
3/14/01	0:04	1924	66.51	7.814		
3/14/01	0:06	1926	66.51	7.814		
3/14/01	0:08	1928	66.51	7.814		
3/14/01	0:10	1930	66.51	7.814		
3/14/01	0:12	1932	66.51	7.814		
3/14/01	0:14	1934	66.51	7.812		
3/14/01	0:16	1936	66.51	7.81		
3/14/01	0:18	1938	66.51	7.812		
3/14/01	0:20	1940	66.53	7.814		
3/14/01	0:22	1942	66.53	7.814		
3/14/01	0:24	1944	66.53	7.814		
3/14/01	0:26	1946	66.53	7.814		
3/14/01	0:28	1948	66.53	7.814		
3/14/01	0:30	1950	66.53	7.809		
3/14/01	0:32	1952	66.53	7.811		
3/14/01	0:34	1954	66.53	7.811		
3/14/01	0:36	1956	66.53	7.811		
3/14/01	0:38	1958	66.53	7.814		
3/14/01	0:40	1960	66.53	7.811		
3/14/01	0:42	1962	66.53	7.814		
3/14/01	0:44	1964	66.53	7.811		
3/14/01	0:46	1966	66.53	7.814		
3/14/01	0:48	1968	66.53	7.814		
3/14/01	0:50	1970	66.53	7.811		
3/14/01	0:52	1972	66.53	7.816		
3/14/01	0:54	1974	66.53	7.814		
3/14/01	0:56	1976	66.53	7.814		
3/14/01	0:58	1978	66.53	7.811		

3/14/01	1:00	1980	66.53	7.816		
3/14/01	1:02	1982	66.53	7.811		
3/14/01	1:04	1984	66.55	7.811		
3/14/01	1:06	1986	66.53	7.811		
3/14/01	1:08	1988	66.55	7.809		
3/14/01	1:10	1990	66.55	7.811		
3/14/01	1:12	1992	66.55	7.811		
3/14/01	1:14	1994	66.55	7.811		
3/14/01	1:16	1996	66.55	7.809		
3/14/01	1:18	1998	66.55	7.811		
3/14/01	1:20	2000	66.55	7.811		
3/14/01	1:22	2002	66.55	7.809		
3/14/01	1:24	2004	66.55	7.809		
3/14/01	1:26	2006	66.55	7.809		
3/14/01	1:28	2008	66.55	7.809		
3/14/01	1:30	2010	66.55	7.809		
3/14/01	1:32	2012	66.55	7.809		
3/14/01	1:34	2014	66.55	7.807		
3/14/01	1:36	2016	66.55	7.809		
3/14/01	1:38	2018	66.55	7.809		
3/14/01	1:40	2020	66.55	7.807		
3/14/01	1:42	2022	66.55	7.809		
3/14/01	1:44	2024	66.53	7.805		
3/14/01	1:46	2026	66.55	7.807		
3/14/01	1:48	2028	66.55	7.807		
3/14/01	1:50	2030	66.53	7.805		
3/14/01	1:52	2032	66.53	7.807		
3/14/01	1:54	2034	66.53	7.807		
3/14/01	1:56	2036	66.53	7.807		
3/14/01	1:58	2038	66.53	7.809		
3/14/01	2:00	2040	66.53	7.811		
3/14/01	2:02	2042	66.53	7.807		
3/14/01	2:04	2044	66.55	7.807		
3/14/01	2:06	2046	66.53	7.805		
3/14/01	2:08	2048	66.53	7.807		
3/14/01	2:10	2050	66.53	7.805		
3/14/01	2:12	2052	66.53	7.803		
3/14/01	2:14	2054	66.53	7.805		
3/14/01	2:16	2056	66.53	7.805		
3/14/01	2:18	2058	66.53	7.803		
3/14/01	2:20	2060	66.53	7.807		
3/14/01	2:22	2062	66.53	7.803		
3/14/01	2:24	2064	66.53	7.803		
3/14/01	2:26	2066	66.53	7.805		
3/14/01	2:28	2068	66.53	7.805		
3/14/01	2:30	2070	66.53	7.805		
3/14/01	2:32	2072	66.53	7.805		
3/14/01	2:34	2074	66.53	7.805		
3/14/01	2:36	2076	66.53	7.805		

3/14/01	2:38	2078	66.53	7.805		
3/14/01	2:40	2080	66.53	7.805		
3/14/01	2:42	2082	66.53	7.807		
3/14/01	2:44	2084	66.53	7.803		
3/14/01	2:46	2086	66.53	7.803		
3/14/01	2:48	2088	66.53	7.803		
3/14/01	2:50	2090	66.53	7.805		
3/14/01	2:52	2092	66.53	7.803		
3/14/01	2:54	2094	66.53	7.805		
3/14/01	2:56	2096	66.55	7.805		
3/14/01	2:58	2098	66.55	7.805		
3/14/01	3:00	2100	66.55	7.805		
3/14/01	3:02	2102	66.55	7.803		
3/14/01	3:04	2104	66.55	7.803		
3/14/01	3:06	2106	66.55	7.805		
3/14/01	3:08	2108	66.55	7.805		
3/14/01	3:10	2110	66.55	7.805		
3/14/01	3:12	2112	66.53	7.803		
3/14/01	3:14	2114	66.53	7.805		
3/14/01	3:16	2116	66.53	7.803		
3/14/01	3:18	2118	66.53	7.805		
3/14/01	3:20	2120	66.53	7.803		
3/14/01	3:22	2122	66.55	7.803		
3/14/01	3:24	2124	66.55	7.803		
3/14/01	3:26	2126	66.55	7.803		
3/14/01	3:28	2128	66.55	7.803		
3/14/01	3:30	2130	66.55	7.803		
3/14/01	3:32	2132	66.55	7.803		
3/14/01	3:34	2134	66.55	7.803		
3/14/01	3:36	2136	66.53	7.801		
3/14/01	3:38	2138	66.55	7.799		
3/14/01	3:40	2140	66.55	7.803		
3/14/01	3:42	2142	66.55	7.801		
3/14/01	3:44	2144	66.55	7.799		
3/14/01	3:46	2146	66.55	7.801		
3/14/01	3:48	2148	66.55	7.801		
3/14/01	3:50	2150	66.55	7.801		
3/14/01	3:52	2152	66.55	7.799		
3/14/01	3:54	2154	66.55	7.801		
3/14/01	3:56	2156	66.53	7.797		
3/14/01	3:58	2158	66.55	7.801		
3/14/01	4:00	2160	66.55	7.799		
3/14/01	4:02	2162	66.53	7.801		
3/14/01	4:04	2164	66.55	7.799		
3/14/01	4:06	2166	66.55	7.799		
3/14/01	4:08	2168	66.53	7.799		
3/14/01	4:10	2170	66.53	7.799		
3/14/01	4:12	2172	66.55	7.799		
3/14/01	4:14	2174	66.53	7.799		

3/14/01	4:16	2176	66.53	7.797		
3/14/01	4:18	2178	66.53	7.797		
3/14/01	4:20	2180	66.55	7.797		
3/14/01	4:22	2182	66.53	7.797		
3/14/01	4:24	2184	66.55	7.797		
3/14/01	4:26	2186	66.53	7.797		
3/14/01	4:28	2188	66.55	7.797		
3/14/01	4:30	2190	66.53	7.797		
3/14/01	4:32	2192	66.53	7.797		
3/14/01	4:34	2194	66.55	7.797		
3/14/01	4:36	2196	66.55	7.797		
3/14/01	4:38	2198	66.55	7.797		
3/14/01	4:40	2200	66.55	7.794		
3/14/01	4:42	2202	66.55	7.794		
3/14/01	4:44	2204	66.55	7.794		
3/14/01	4:46	2206	66.55	7.794		
3/14/01	4:48	2208	66.55	7.797		
3/14/01	4:50	2210	66.55	7.792		
3/14/01	4:52	2212	66.55	7.792		
3/14/01	4:54	2214	66.55	7.794		
3/14/01	4:56	2216	66.53	7.792		
3/14/01	4:58	2218	66.55	7.794		
3/14/01	5:00	2220	66.55	7.794		
3/14/01	5:02	2222	66.55	7.792		
3/14/01	5:04	2224	66.55	7.792		
3/14/01	5:06	2226	66.55	7.792		
3/14/01	5:08	2228	66.55	7.794		
3/14/01	5:10	2230	66.55	7.792		
3/14/01	5:12	2232	66.55	7.792		
3/14/01	5:14	2234	66.55	7.79		
3/14/01	5:16	2236	66.55	7.792		
3/14/01	5:18	2238	66.55	7.797		
3/14/01	5:20	2240	66.55	7.797		
3/14/01	5:22	2242	66.55	7.797		
3/14/01	5:24	2244	66.55	7.797		
3/14/01	5:26	2246	66.55	7.794		
3/14/01	5:28	2248	66.55	7.794		
3/14/01	5:30	2250	66.55	7.794		
3/14/01	5:32	2252	66.55	7.794		
3/14/01	5:34	2254	66.55	7.794		
3/14/01	5:36	2256	66.55	7.794		
3/14/01	5:38	2258	66.55	7.794		
3/14/01	5:40	2260	66.55	7.794		
3/14/01	5:42	2262	66.58	7.792		
3/14/01	5:44	2264	66.55	7.794		
3/14/01	5:46	2266	66.55	7.794		
3/14/01	5:48	2268	66.55	7.792		
3/14/01	5:50	2270	66.55	7.792		
3/14/01	5:52	2272	66.58	7.794		

3/14/01	5:54	2274	66.55	7.792		
3/14/01	5:56	2276	66.55	7.794		
3/14/01	5:58	2278	66.55	7.792		
3/14/01	6:00	2280	66.55	7.792		
3/14/01	6:02	2282	66.55	7.792		
3/14/01	6:04	2284	66.55	7.792		
3/14/01	6:06	2286	66.55	7.792		
3/14/01	6:08	2288	66.55	7.792		
3/14/01	6:10	2290	66.55	7.792		
3/14/01	6:12	2292	66.55	7.792		
3/14/01	6:14	2294	66.55	7.788		
3/14/01	6:16	2296	66.55	7.79		
3/14/01	6:18	2298	66.55	7.792		
3/14/01	6:20	2300	66.55	7.79		
3/14/01	6:22	2302	66.55	7.792		
3/14/01	6:24	2304	66.55	7.788		
3/14/01	6:26	2306	66.55	7.792		
3/14/01	6:28	2308	66.55	7.79		
3/14/01	6:30	2310	66.55	7.79		
3/14/01	6:32	2312	66.58	7.79		
3/14/01	6:34	2314	66.55	7.792		
3/14/01	6:36	2316	66.55	7.79		
3/14/01	6:38	2318	66.55	7.792		
3/14/01	6:40	2320	66.55	7.788		
3/14/01	6:42	2322	66.55	7.79		
3/14/01	6:44	2324	66.55	7.79		
3/14/01	6:46	2326	66.55	7.788		
3/14/01	6:48	2328	66.55	7.788		
3/14/01	6:50	2330	66.55	7.79		
3/14/01	6:52	2332	66.55	7.79		
3/14/01	6:54	2334	66.55	7.79		
3/14/01	6:56	2336	66.55	7.788		
3/14/01	6:58	2338	66.55	7.788		
3/14/01	7:00	2340	66.55	7.79		
3/14/01	7:02	2342	66.55	7.788		
3/14/01	7:04	2344	66.55	7.792		
3/14/01	7:06	2346	66.55	7.79		
3/14/01	7:08	2348	66.55	7.79		
3/14/01	7:10	2350	66.55	7.79		
3/14/01	7:12	2352	66.55	7.79		
3/14/01	7:14	2354	66.55	7.788		
3/14/01	7:16	2356	66.55	7.79		
3/14/01	7:18	2358	66.55	7.786		
3/14/01	7:20	2360	66.55	7.788		
3/14/01	7:22	2362	66.55	7.788		
3/14/01	7:24	2364	66.55	7.79		
3/14/01	7:26	2366	66.55	7.788		
3/14/01	7:28	2368	66.55	7.788		
3/14/01	7:30	2370	66.55	7.788		

3/14/01	7:32	2372	66.55	7.788		
3/14/01	7:34	2374	66.55	7.784		
3/14/01	7:36	2376	66.55	7.788		
3/14/01	7:38	2378	66.55	7.786		
3/14/01	7:40	2380	66.55	7.788		
3/14/01	7:42	2382	66.55	7.786		
3/14/01	7:44	2384	66.55	7.79		
3/14/01	7:46	2386	66.55	7.79		
3/14/01	7:48	2388	66.55	7.788		
3/14/01	7:50	2390	66.55	7.788		
3/14/01	7:52	2392	66.55	7.786		
3/14/01	7:54	2394	66.55	7.786		
3/14/01	7:56	2396	66.55	7.788		
3/14/01	7:58	2398	66.55	7.786		
3/14/01	8:00	2400	66.55	7.788		
3/14/01	8:02	2402	66.55	7.788		
3/14/01	8:04	2404	66.55	7.786		
3/14/01	8:06	2406	66.55	7.786		
3/14/01	8:08	2408	66.55	7.788		
3/14/01	8:10	2410	66.55	7.786		
3/14/01	8:12	2412	66.55	7.79		
3/14/01	8:14	2414	66.55	7.788		
3/14/01	8:16	2416	66.55	7.792		
3/14/01	8:18	2418	66.55	7.788		
3/14/01	8:20	2420	66.55	7.79		
3/14/01	8:22	2422	66.55	7.788		
3/14/01	8:24	2424	66.55	7.786		
3/14/01	8:26	2426	66.55	7.786		
3/14/01	8:28	2428	66.55	7.782		
3/14/01	8:30	2430	66.55	7.784		
3/14/01	8:32	2432	66.55	7.786		
3/14/01	8:34	2434	66.55	7.786		
3/14/01	8:36	2436	66.55	7.786		
3/14/01	8:38	2438	66.55	7.786		
3/14/01	8:40	2440	66.55	7.788		
3/14/01	8:42	2442	66.55	7.784		
3/14/01	8:44	2444	66.55	7.784		
3/14/01	8:46	2446	66.55	7.784		
3/14/01	8:48	2448	66.55	7.782		
3/14/01	8:50	2450	66.55	7.784		
3/14/01	8:52	2452	66.55	7.782		
3/14/01	8:54	2454	66.55	7.782		
3/14/01	8:56	2456	66.55	7.782		
3/14/01	8:58	2458	66.55	7.782		
3/14/01	9:00	2460	66.55	7.784		
3/14/01	9:02	2462	66.55	7.786		
3/14/01	9:04	2464	66.55	7.782		
3/14/01	9:06	2466	66.55	7.782		
3/14/01	9:08	2468	66.55	7.782		

3/14/01	9:10	2470	66.55	7.782		
3/14/01	9:12	2472	66.55	7.782		
3/14/01	9:14	2474	66.55	7.782		
3/14/01	9:16	2476	66.55	7.78		
3/14/01	9:18	2478	66.55	7.78		
3/14/01	9:20	2480	66.55	7.777		
3/14/01	9:22	2482	66.55	7.782		
3/14/01	9:24	2484	66.55	7.782		
3/14/01	9:26	2486	66.55	7.782		
3/14/01	9:28	2488	66.55	7.784		
3/14/01	9:30	2490	66.55	7.782		
3/14/01	9:32	2492	66.55	7.784		
3/14/01	9:34	2494	66.55	7.782		
3/14/01	9:36	2496	66.55	7.784		
3/14/01	9:38	2498	66.55	7.784		
3/14/01	9:40	2500	66.55	7.78		
3/14/01	9:42	2502	66.55	7.777		
3/14/01	9:44	2504	66.55	7.782		
3/14/01	9:46	2506	66.55	7.782		
3/14/01	9:48	2508	66.55	7.78		
3/14/01	9:50	2510	66.55	7.78		
3/14/01	9:52	2512	66.55	7.78		
3/14/01	9:54	2514	66.55	7.78		
3/14/01	9:56	2516	66.55	7.782		
3/14/01	9:58	2518	66.55	7.782		
3/14/01	10:00	2520	66.55	7.784		
3/14/01	10:02	2522	66.55	7.78		
3/14/01	10:04	2524	66.55	7.782		
3/14/01	10:06	2526	66.55	7.78		
3/14/01	10:08	2528	66.55	7.78		
3/14/01	10:10	2530	66.55	7.78		
3/14/01	10:12	2532	66.55	7.78		
3/14/01	10:14	2534	66.55	7.782		
3/14/01	10:16	2536	66.55	7.788		
3/14/01	10:18	2538	66.55	7.784		
3/14/01	10:20	2540	66.55	7.784		
3/14/01	10:22	2542	66.55	7.784		
3/14/01	10:24	2544	66.55	7.784		
3/14/01	10:26	2546	66.55	7.784		
3/14/01	10:28	2548	66.55	7.786		
3/14/01	10:30	2550	66.55	7.782		
3/14/01	10:32	2552	66.55	7.784		
3/14/01	10:34	2554	66.55	7.784		
3/14/01	10:36	2556	66.55	7.78		
3/14/01	10:38	2558	66.55	7.786		
3/14/01	10:40	2560	66.55	7.786		
3/14/01	10:42	2562	66.55	7.786		
3/14/01	10:44	2564	66.55	7.786		
3/14/01	10:46	2566	66.55	7.784		

3/14/01	10:48	2568	66.55	7.786		
3/14/01	10:50	2570	66.55	7.786		
3/14/01	10:52	2572	66.55	7.782		
3/14/01	10:54	2574	66.55	7.784		
3/14/01	10:56	2576	66.55	7.784		
3/14/01	10:58	2578	66.55	7.786		
3/14/01	11:00	2580	66.55	7.784		
3/14/01	11:02	2582	66.55	7.784		
3/14/01	11:04	2584	66.55	7.782		
3/14/01	11:06	2586	66.55	7.78		
3/14/01	11:08	2588	66.55	7.775		
3/14/01	11:10	2590	66.55	7.777		
3/14/01	11:12	2592	66.55	7.773		
3/14/01	11:14	2594	66.55	7.775		
3/14/01	11:16	2596	66.55	7.775		
3/14/01	11:18	2598	66.55	7.775		
3/14/01	11:20	2600	66.55	7.775		
3/14/01	11:22	2602	66.55	7.775		
3/14/01	11:24	2604	66.55	7.775		
3/14/01	11:26	2606	66.55	7.775		
3/14/01	11:28	2608	66.55	7.773		
3/14/01	11:30	2610	66.55	7.775		
3/14/01	11:32	2612	66.55	7.775		
3/14/01	11:34	2614	66.55	7.777		
3/14/01	11:36	2616	66.55	7.777		
3/14/01	11:38	2618	66.55	7.775		
3/14/01	11:40	2620	66.55	7.775		
3/14/01	11:42	2622	66.55	7.777		
3/14/01	11:44	2624	66.55	7.777		
3/14/01	11:46	2626	66.55	7.777		
3/14/01	11:48	2628	66.55	7.777		
3/14/01	11:50	2630	66.55	7.775		
3/14/01	11:52	2632	66.55	7.777		
3/14/01	11:54	2634	66.55	7.777		
3/14/01	11:56	2636	66.55	7.78		
3/14/01	11:58	2638	66.53	7.78		
3/14/01	12:00	2640	66.53	7.775		
3/14/01	12:02	2642	66.53	7.78		
3/14/01	12:04	2644	66.53	7.78		
3/14/01	12:06	2646	66.53	7.78		
3/14/01	12:08	2648	66.53	7.778		
3/14/01	12:10	2650	66.53	7.78		
3/14/01	12:12	2652	66.55	7.78		
3/14/01	12:14	2654	66.53	7.784		
3/14/01	12:16	2656	66.53	7.782		
3/14/01	12:18	2658	66.53	7.784		
3/14/01	12:20	2660	66.55	7.784		
3/14/01	12:22	2662	66.55	7.784		
3/14/01	12:24	2664	66.53	7.782		

3/14/01	12:26	2666	66.53	7.784		
3/14/01	12:28	2668	66.53	7.538		
3/14/01	12:30	2670	65.9	-0.051		
3/14/01	12:32	2672	67.57	-0.054		
3/14/01	12:34	2674	70.12	-0.058		
3/14/01	12:36	2676	72.22	-0.055		
3/14/01	12:38	2678	73.52	-0.058		
3/14/01	12:40	2680	74.97	-0.026		
3/14/01	12:42	2682	77.24	-0.031		
3/14/01	12:44	2684	78.62	-0.035		
3/14/01	12:46	2686	79.54	-0.039		
3/14/01	12:48	2688	81.3	-0.036		
3/14/01	12:50	2690	82.56	-0.042		
3/14/01	12:52	2692	83.43	-0.043		
3/14/01	12:54	2694	84.38	-0.04		
3/14/01	12:56	2696	84.99	-0.04		
3/14/01	12:58	2698	85.41	-0.043		
3/14/01	13:00	2700	86.45	-0.038		
3/14/01	13:02	2702	87.3	-0.044		
3/14/01	13:04	2704	87.98	-0.039		
3/14/01	13:06	2706	88.72	-0.036		
3/14/01	13:08	2708	89.24	-0.039		
3/14/01	13:10	2710	89.24	-0.043		
3/14/01	13:12	2712	89.22	-0.043		
3/14/01	13:14	2714	89.15	-0.042		
3/14/01	13:16	2716	89.22	-0.037		
3/14/01	13:18	2718	89.28	-0.037		
3/14/01	13:20	2720	89.75	-0.034		
3/14/01	13:22	2722	90.56	-0.036		
3/14/01	13:24	2724	89.49	-0.036		
3/14/01	13:26	2726	89.69	-0.035		
3/14/01	13:28	2728	90.05	-0.037		
3/14/01	13:30	2730	90.36	-0.039		
3/14/01	13:32	2732	90.11	-0.036		
3/14/01	13:34	2734	90.14	-0.034		
3/14/01	13:36	2736	90.9	-0.032		
3/14/01	13:38	2738	91.49	-0.034		
3/14/01	13:40	2740	92.36	-0.033		
3/14/01	13:42	2742	92.88	-0.034		
3/14/01	13:44	2744	93.26	-0.037		
3/14/01	13:46	2746	92.99	-0.035		
3/14/01	13:48	2748	93.22	-0.038		
3/14/01	13:50	2750	92.61	-0.035		
3/14/01	13:52	2752	93.08	-0.031		
3/14/01	13:54	2754	93.49	-0.034		
3/14/01	13:56	2756	92.7	-0.033		
3/14/01	13:58	2758	92.7	-0.031		
3/14/01	14:00	2760	92.68	-0.033		
3/14/01	14:02	2762	92.14	-0.027		

2293MW9I

3/14/01	14:04	2764	92.45	-0.027		
3/14/01	14:06	2766	92.99	-0.031		
3/14/01	14:08	2768	93.04	-0.031		
3/14/01	14:10	2770	92.68	-0.031		
3/14/01	14:12	2772	92.52	-0.026		
3/14/01	14:14	2774	92.18	-0.028		
3/14/01	14:16	2776	92.5	-0.023		
3/14/01	14:18	2778	92.29	-0.026		
3/14/01	14:20	2780	90.63	-0.026		
3/14/01	14:22	2782	89.93	-0.02		
3/14/01	14:24	2784	90.61	-0.024		
3/14/01	14:26	2786	91.44	-0.021		
3/14/01	14:28	2788	91.64	-0.024		
3/14/01	14:30	2790	91.28	-0.024		
3/14/01	14:32	2792	91.15	-0.021		
3/14/01	14:34	2794	91.71	-0.023		
3/14/01	14:36	2796	91.24	-0.024		
3/14/01	14:38	2798	91.35	-0.022		
3/14/01	14:40	2800	90.81	-0.023		
3/14/01	14:42	2802	89.55	-0.024		
3/14/01	14:44	2804	89.64	-0.02		
3/14/01	14:46	2806	89.55	-0.015		
3/14/01	14:48	2808	89.15	-0.017		
3/14/01	14:50	2810	88.95	-0.016		
3/14/01	14:52	2812	88.74	-0.014		
3/14/01	14:54	2814	88.56	-0.013		
3/14/01	14:56	2816	88.38	-0.012		
3/14/01	14:58	2818	88.25	-0.011		
3/14/01	15:00	2820	88.09	-0.01		
3/14/01	15:02	2822	87.93	-0.012		
3/14/01	15:04	2824	87.78	-0.011		
3/14/01	15:06	2826	87.6	-0.009		
3/14/01	15:08	2828	87.42	-0.008		
3/14/01	15:10	2830	87.24	-0.009		
3/14/01	15:12	2832	87.03	-0.01		
3/14/01	15:14	2834	86.85	-0.011		
3/14/01	15:16	2836	86.65	-0.01		
3/14/01	15:18	2838	86.45	-0.011		
3/14/01	15:20	2840	86.25	-0.01		
3/14/01	15:22	2842	86.04	-0.01		
3/14/01	15:24	2844	85.84	-0.007		
3/14/01	15:26	2846	85.64	-0.01		
3/14/01	15:28	2848	85.44	-0.011		
3/14/01	15:30	2850	85.23	-0.008		
3/14/01	15:32	2852	85.03	-0.011		
3/14/01	15:34	2854	84.83	-0.009		
3/14/01	15:36	2856	84.63	-0.012		
3/14/01	15:38	2858	84.45	-0.009		
3/14/01	15:40	2860	84.27	-0.008		

3/14/01	15:42	2862	84.09	-0.011		
3/14/01	15:44	2864	83.91	-0.01		
3/14/01	15:46	2866	83.75	-0.009		
3/14/01	15:48	2868	83.57	-0.008		
3/14/01	15:50	2870	83.41	-0.011		
3/14/01	15:52	2872	83.25	-0.008		
3/14/01	15:54	2874	83.1	-0.007		
3/14/01	15:56	2876	82.94	-0.008		
3/14/01	15:58	2878	82.78	-0.007		
3/14/01	16:00	2880	82.62	-0.008		
3/14/01	16:02	2882	82.47	-0.008		
3/14/01	16:04	2884	82.31	-0.009		
3/14/01	16:06	2886	82.17	-0.006		
3/14/01	16:08	2888	82.02	-0.007		
3/14/01	16:10	2890	81.88	-0.008		
3/14/01	16:12	2892	81.75	-0.007		
3/14/01	16:14	2894	81.59	-0.006		
3/14/01	16:16	2896	81.45	-0.01		
3/14/01	16:18	2898	81.32	-0.007		
3/14/01	16:20	2900	81.18	-0.01		
3/14/01	16:22	2902	81.05	-0.007		
3/14/01	16:24	2904	80.94	-0.009		
3/14/01	16:26	2906	80.8	-0.008		
3/14/01	16:28	2908	80.67	-0.007		
3/14/01	16:30	2910	80.53	-0.008		
3/14/01	16:32	2912	80.4	-0.01		
3/14/01	16:34	2914	80.26	-0.007		
3/14/01	16:36	2916	80.13	-0.006		
3/14/01	16:38	2918	80.01	-0.005		
3/14/01	16:40	2920	79.88	-0.007		
3/14/01	16:42	2922	79.74	-0.006		
3/14/01	16:44	2924	79.63	-0.007		
3/14/01	16:46	2926	79.52	-0.007		
3/14/01	16:48	2928	79.4	-0.008		
3/14/01	16:50	2930	79.27	-0.007		
3/14/01	16:52	2932	79.16	-0.007		
3/14/01	16:54	2934	79.04	-0.006		
3/14/01	16:56	2936	78.95	-0.008		
3/14/01	16:58	2938	78.84	-0.007		
3/14/01	17:00	2940	78.73	-0.01		
3/14/01	17:02	2942	78.62	-0.008		
3/14/01	17:04	2944	78.5	-0.007		
3/14/01	17:06	2946	78.41	-0.006		
3/14/01	17:08	2948	78.3	-0.006		
3/14/01	17:10	2950	78.19	-0.007		
3/14/01	17:12	2952	78.1	-0.011		
3/14/01	17:14	2954	77.99	-0.006		
3/14/01	17:16	2956	77.87	-0.007		
3/14/01	17:18	2958	77.78	-0.005		

3/14/01	17:20	2960	77.67	-0.008		
3/14/01	17:22	2962	77.56	-0.008		
3/14/01	17:24	2964	77.44	-0.007		
3/14/01	17:26	2966	77.35	-0.006		
3/14/01	17:28	2968	77.24	-0.01		
3/14/01	17:30	2970	77.13	-0.007		
3/14/01	17:32	2972	77.02	-0.009		
3/14/01	17:34	2974	76.9	-0.008		
3/14/01	17:36	2976	76.81	-0.01		
3/14/01	17:38	2978	76.7	-0.007		
3/14/01	17:40	2980	76.59	-0.01		
3/14/01	17:42	2982	76.48	-0.008		
3/14/01	17:44	2984	76.36	-0.007		
3/14/01	17:46	2986	76.25	-0.006		
3/14/01	17:48	2988	76.14	-0.008		
3/14/01	17:50	2990	76.03	-0.007		
3/14/01	17:52	2992	75.91	-0.009		
3/14/01	17:54	2994	75.8	-0.01		
3/14/01	17:56	2996	75.69	-0.009		
3/14/01	17:58	2998	75.57	-0.011		
3/14/01	18:00	3000	75.46	-0.008		
3/14/01	18:02	3002	75.35	-0.007		
3/14/01	18:04	3004	75.24	-0.009		
3/14/01	18:06	3006	75.12	-0.008		
3/14/01	18:08	3008	75.01	-0.008		
3/14/01	18:10	3010	74.9	-0.007		
3/14/01	18:12	3012	74.79	-0.008		
3/14/01	18:14	3014	74.67	-0.012		
3/14/01	18:16	3016	74.58	-0.011		
3/14/01	18:18	3018	74.45	-0.011		
3/14/01	18:20	3020	74.31	-0.01		
3/14/01	18:22	3022	74.18	-0.009		
3/14/01	18:24	3024	74	-0.01		
3/14/01	18:26	3026	73.82	-0.009		
3/14/01	18:28	3028	73.64	-0.01		
3/14/01	18:30	3030	73.43	-0.011		
3/14/01	18:32	3032	73.23	-0.01		
3/14/01	18:34	3034	73.01	-0.009		
3/14/01	18:36	3036	72.8	-0.007		
3/14/01	18:38	3038	72.58	-0.006		
3/14/01	18:40	3040	72.35	-0.011		
3/14/01	18:42	3042	72.08	-0.003		
3/14/01	18:44	3044	71.79	-0.004		
3/14/01	18:46	3046	71.49	-0.004		
3/14/01	18:48	3048	71.18	-0.002		
3/14/01	18:50	3050	70.86	-0.005		
3/14/01	18:52	3052	70.57	-0.001		
3/14/01	18:54	3054	70.25	-0.006		
3/14/01	18:56	3056	69.96	-0.004		

3/14/01	18:58	3058	69.64	0		
3/14/01	19:00	3060	69.26	-0.006		
3/14/01	19:02	3062	68.81	-0.004		
3/14/01	19:04	3064	68.31	-0.003		
3/14/01	19:06	3066	67.84	-0.001		
3/14/01	19:08	3068	67.37	0.002		
3/14/01	19:10	3070	66.91	0.007		
3/14/01	19:12	3072	66.51	-0.004		
3/14/01	19:14	3074	66.03	0.001		
3/14/01	19:16	3076	65.56	0.008		
3/14/01	19:18	3078	65.11	0.002		
3/14/01	19:20	3080	64.75	0.008		
3/14/01	19:22	3082	64.34	0.008		
3/14/01	19:24	3084	63.93	0.004		
3/14/01	19:26	3086	63.53	0.002		
3/14/01	19:28	3088	63.14	-0.009		
3/14/01	19:30	3090	62.76	0.014		
3/14/01	19:32	3092	62.35	-0.003		
3/14/01	19:34	3094	61.95	-0.001		
3/14/01	19:36	3096	61.63	0.001		
3/14/01	19:38	3098	61.36	0.002		
3/14/01	19:40	3100	61.13	0.004		
3/14/01	19:42	3102	60.93	0.003		
3/14/01	19:44	3104	60.73	-0.007		
3/14/01	19:46	3106	60.55	-0.008		
3/14/01	19:48	3108	60.39	0.005		
3/14/01	19:50	3110	60.25	0.004		
3/14/01	19:52	3112	60.14	0.002		
3/14/01	19:54	3114	60.05	0.003		
3/14/01	19:56	3116	59.96	0.005		
3/14/01	19:58	3118	59.87	0.004		
3/14/01	20:00	3120	59.8	0.004		
3/14/01	20:02	3122	59.76	0.004		
3/14/01	20:04	3124	59.71	0.005		
3/14/01	20:06	3126	59.66	0.005		
3/14/01	20:08	3128	59.64	0.003		
3/14/01	20:10	3130	59.6	0.003		
3/14/01	20:12	3132	59.6	0.005		
3/14/01	20:14	3134	59.57	0.005		
3/14/01	20:16	3136	59.57	0.005		
3/14/01	20:18	3138	59.57	0.01		
3/14/01	20:20	3140	59.57	0.007		
3/14/01	20:22	3142	59.57	0.007		
3/14/01	20:24	3144	59.6	0.003		
3/14/01	20:26	3146	59.62	0.009		
3/14/01	20:28	3148	59.62	0.009		
3/14/01	20:30	3150	59.64	0.007		
3/14/01	20:32	3152	59.66	0.007		
3/14/01	20:34	3154	59.69	0.007		

3/14/01	20:36	3156	59.71	0.007		
3/14/01	20:38	3158	59.73	0.005		
3/14/01	20:40	3160	59.76	0.004		
3/14/01	20:42	3162	59.78	0.004		
3/14/01	20:44	3164	59.8	0.002		
3/14/01	20:46	3166	59.85	0.006		
3/14/01	20:48	3168	59.87	0.006		
3/14/01	20:50	3170	59.89	0.004		
3/14/01	20:52	3172	59.91	0.006		
3/14/01	20:54	3174	59.96	0.001		
3/14/01	20:56	3176	59.98	0.003		
3/14/01	20:58	3178	60	0.005		
3/14/01	21:00	3180	60.05	0.003		
3/14/01	21:02	3182	60.07	0.003		
3/14/01	21:04	3184	60.09	0.001		
3/14/01	21:06	3186	60.12	0.005		
3/14/01	21:08	3188	60.14	0.005		
3/14/01	21:10	3190	60.18	0.004		
3/14/01	21:12	3192	60.21	0.002		
3/14/01	21:14	3194	60.23	0.004		
3/14/01	21:16	3196	60.25	0.002		
3/14/01	21:18	3198	60.28	0.002		
3/14/01	21:20	3200	60.3	0.004		
3/14/01	21:22	3202	60.32	0.002		
3/14/01	21:24	3204	60.34	0.004		
3/14/01	21:26	3206	60.37	-0.003		
3/14/01	21:28	3208	60.39	-0.003		
3/14/01	21:30	3210	60.41	-0.001		
3/14/01	21:32	3212	60.43	-0.001		
3/14/01	21:34	3214	60.46	-0.001		
3/14/01	21:36	3216	60.46	-0.001		
3/14/01	21:38	3218	60.48	-0.001		
3/14/01	21:40	3220	60.48	-0.004		
3/14/01	21:42	3222	60.5	-0.004		
3/14/01	21:44	3224	60.52	-0.002		
3/14/01	21:46	3226	60.52	-0.002		
3/14/01	21:48	3228	60.55	0		
3/14/01	21:50	3230	60.55	0		
3/14/01	21:52	3232	60.55	-0.002		
3/14/01	21:54	3234	60.55	0		
3/14/01	21:56	3236	60.57	-0.002		
3/14/01	21:58	3238	60.57	-0.002		
3/14/01	22:00	3240	60.57	-0.002		
3/14/01	22:02	3242	60.57	-0.004		
3/14/01	22:04	3244	60.57	-0.002		
3/14/01	22:06	3246	60.57	-0.002		
3/14/01	22:08	3248	60.55	-0.002		
3/14/01	22:10	3250	60.55	-0.002		
3/14/01	22:12	3252	60.55	-0.004		

3/14/01	22:14	3254	60.55	-0.006			
3/14/01	22:16	3256	60.52	-0.002			
3/14/01	22:18	3258	60.52	-0.004			
3/14/01	22:20	3260	60.52	-0.002			
3/14/01	22:22	3262	60.5	-0.002			
3/14/01	22:24	3264	60.48	-0.001			
3/14/01	22:26	3266	60.48	-0.004			
3/14/01	22:28	3268	60.46	-0.001			
3/14/01	22:30	3270	60.43	-0.001			
3/14/01	22:32	3272	60.41	-0.003			
3/14/01	22:34	3274	60.39	-0.003			
3/14/01	22:36	3276	60.37	-0.003			
3/14/01	22:38	3278	60.37	-0.005			
3/14/01	22:40	3280	60.32	-0.003			
3/14/01	22:42	3282	60.3	-0.003			
3/14/01	22:44	3284	60.28	-0.005			
3/14/01	22:46	3286	60.25	-0.004			
3/14/01	22:48	3288	60.23	-0.004			
3/14/01	22:50	3290	60.18	-0.004			
3/14/01	22:52	3292	60.16	-0.004			
3/14/01	22:54	3294	60.14	-0.004			
3/14/01	22:56	3296	60.12	-0.004			
3/14/01	22:58	3298	60.07	-0.004			
3/14/01	23:00	3300	60.05	-0.003			
3/14/01	23:02	3302	60	-0.003			
3/14/01	23:04	3304	59.98	-0.007			
3/14/01	23:06	3306	59.94	-0.003			
3/14/01	23:08	3308	59.89	-0.003			
3/14/01	23:10	3310	59.87	-0.003			
3/14/01	23:12	3312	59.82	-0.004			
3/14/01	23:14	3314	59.78	-0.004			
3/14/01	23:16	3316	59.76	-0.004			
3/14/01	23:18	3318	59.71	-0.004			
3/14/01	23:20	3320	59.66	-0.004			
3/14/01	23:22	3322	59.62	-0.003			
3/14/01	23:24	3324	59.57	-0.005			
3/14/01	23:26	3326	59.53	-0.007			
3/14/01	23:28	3328	59.51	-0.005			
3/14/01	23:30	3330	59.44	-0.005			
3/14/01	23:32	3332	59.42	-0.004			
3/14/01	23:34	3334	59.37	-0.004			
3/14/01	23:36	3336	59.3	-0.006			
3/14/01	23:38	3338	59.26	-0.004			
3/14/01	23:40	3340	59.21	-0.008			
3/14/01	23:42	3342	59.17	-0.003			
3/14/01	23:44	3344	59.12	-0.003			
3/14/01	23:46	3346	59.08	-0.005			
3/14/01	23:48	3348	59.03	-0.005			
3/14/01	23:50	3350	58.96	-0.004			

3/14/01	23:52	3352	58.92	-0.004		
3/14/01	23:54	3354	58.87	-0.004		
3/14/01	23:56	3356	58.83	-0.001		
3/14/01	23:58	3358	58.76	-0.001		
3/15/01	0:00	3360	58.72	0.001		
3/15/01	0:02	3362	58.67	-0.001		
3/15/01	0:04	3364	58.6	0		
3/15/01	0:06	3366	58.56	0		
3/15/01	0:08	3368	58.51	0		
3/15/01	0:10	3370	58.44	-0.002		
3/15/01	0:12	3372	58.4	-0.001		
3/15/01	0:14	3374	58.33	-0.001		
3/15/01	0:16	3376	58.29	-0.005		
3/15/01	0:18	3378	58.22	-0.005		
3/15/01	0:20	3380	58.17	-0.004		
3/15/01	0:22	3382	58.11	-0.006		
3/15/01	0:24	3384	58.06	-0.004		
3/15/01	0:26	3386	57.99	-0.006		
3/15/01	0:28	3388	57.95	-0.005		
3/15/01	0:30	3390	57.88	-0.005		
3/15/01	0:32	3392	57.81	-0.005		
3/15/01	0:34	3394	57.74	-0.007		
3/15/01	0:36	3396	57.7	-0.004		
3/15/01	0:38	3398	57.63	-0.004		
3/15/01	0:40	3400	57.56	-0.006		
3/15/01	0:42	3402	57.49	-0.005		
3/15/01	0:44	3404	57.43	-0.005		
3/15/01	0:46	3406	57.36	-0.005		
3/15/01	0:48	3408	57.31	-0.004		
3/15/01	0:50	3410	57.25	-0.006		
3/15/01	0:52	3412	57.16	-0.006		
3/15/01	0:54	3414	57.11	-0.006		
3/15/01	0:56	3416	57.04	-0.005		
3/15/01	0:58	3418	56.97	-0.007		
3/15/01	1:00	3420	56.91	-0.004		
3/15/01	1:02	3422	56.84	-0.006		
3/15/01	1:04	3424	56.77	-0.006		
3/15/01	1:06	3426	56.68	-0.005		
3/15/01	1:08	3428	56.61	-0.005		
3/15/01	1:10	3430	56.55	-0.005		
3/15/01	1:12	3432	56.48	-0.004		
3/15/01	1:14	3434	56.41	-0.006		
3/15/01	1:16	3436	56.34	-0.006		
3/15/01	1:18	3438	56.27	-0.006		
3/15/01	1:20	3440	56.21	-0.005		
3/15/01	1:22	3442	56.14	-0.007		
3/15/01	1:24	3444	56.07	-0.007		
3/15/01	1:26	3446	55.98	-0.006		
3/15/01	1:28	3448	55.91	-0.008		

2293MW9I

3/15/01	1:30	3450	55.84	-0.008		
3/15/01	1:32	3452	55.78	-0.007		
3/15/01	1:34	3454	55.71	-0.005		
3/15/01	1:36	3456	55.64	-0.007		
3/15/01	1:38	3458	55.55	-0.006		
3/15/01	1:40	3460	55.48	-0.006		
3/15/01	1:42	3462	55.41	-0.008		
3/15/01	1:44	3464	55.35	-0.005		
3/15/01	1:46	3466	55.28	-0.009		
3/15/01	1:48	3468	55.21	-0.007		
3/15/01	1:50	3470	55.14	-0.006		
3/15/01	1:52	3472	55.08	-0.006		
3/15/01	1:54	3474	55.01	-0.006		
3/15/01	1:56	3476	54.92	-0.007		
3/15/01	1:58	3478	54.85	-0.007		
3/15/01	2:00	3480	54.78	-0.009		
3/15/01	2:02	3482	54.71	-0.011		
3/15/01	2:04	3484	54.65	-0.006		
3/15/01	2:06	3486	54.58	-0.008		
3/15/01	2:08	3488	54.51	-0.01		
3/15/01	2:10	3490	54.44	-0.011		
3/15/01	2:12	3492	54.37	-0.007		
3/15/01	2:14	3494	54.31	-0.007		
3/15/01	2:16	3496	54.24	-0.008		
3/15/01	2:18	3498	54.17	-0.008		
3/15/01	2:20	3500	54.1	-0.012		
3/15/01	2:22	3502	54.01	-0.007		
3/15/01	2:24	3504	53.97	-0.007		
3/15/01	2:26	3506	53.88	-0.007		
3/15/01	2:28	3508	53.83	-0.006		
3/15/01	2:30	3510	53.76	-0.008		
3/15/01	2:32	3512	53.7	-0.008		
3/15/01	2:34	3514	53.61	-0.007		
3/15/01	2:36	3516	53.56	-0.011		
3/15/01	2:38	3518	53.49	-0.009		
3/15/01	2:40	3520	53.42	-0.009		
3/15/01	2:42	3522	53.36	-0.008		
3/15/01	2:44	3524	53.29	-0.008		
3/15/01	2:46	3526	53.22	-0.008		
3/15/01	2:48	3528	53.15	-0.007		
3/15/01	2:50	3530	53.08	-0.009		
3/15/01	2:52	3532	53.02	-0.007		
3/15/01	2:54	3534	52.95	-0.009		
3/15/01	2:56	3536	52.88	-0.008		
3/15/01	2:58	3538	52.81	-0.008		
3/15/01	3:00	3540	52.75	-0.008		
3/15/01	3:02	3542	52.68	-0.007		
3/15/01	3:04	3544	52.61	-0.007		
3/15/01	3:06	3546	52.54	-0.009		

3/15/01	3:08	3548	52.47	-0.006		
3/15/01	3:10	3550	52.41	-0.008		
3/15/01	3:12	3552	52.34	-0.01		
3/15/01	3:14	3554	52.29	-0.008		
3/15/01	3:16	3556	52.22	-0.011		
3/15/01	3:18	3558	52.16	-0.011		
3/15/01	3:20	3560	52.09	-0.011		
3/15/01	3:22	3562	52.02	-0.008		
3/15/01	3:24	3564	51.95	-0.01		
3/15/01	3:26	3566	51.89	-0.008		
3/15/01	3:28	3568	51.84	-0.008		
3/15/01	3:30	3570	51.77	-0.007		
3/15/01	3:32	3572	51.7	-0.009		
3/15/01	3:34	3574	51.64	-0.009		
3/15/01	3:36	3576	51.59	-0.009		
3/15/01	3:38	3578	51.52	-0.01		
3/15/01	3:40	3580	51.46	-0.01		
3/15/01	3:42	3582	51.41	-0.01		
3/15/01	3:44	3584	51.34	-0.014		
3/15/01	3:46	3586	51.27	-0.009		
3/15/01	3:48	3588	51.23	-0.009		
3/15/01	3:50	3590	51.16	-0.011		
3/15/01	3:52	3592	51.12	-0.011		
3/15/01	3:54	3594	51.05	-0.01		
3/15/01	3:56	3596	51	-0.01		
3/15/01	3:58	3598	50.93	-0.01		
3/15/01	4:00	3600	50.89	-0.01		
3/15/01	4:02	3602	50.82	-0.011		
3/15/01	4:04	3604	50.78	-0.013		
3/15/01	4:06	3606	50.71	-0.013		
3/15/01	4:08	3608	50.66	-0.013		
3/15/01	4:10	3610	50.62	-0.015		
3/15/01	4:12	3612	50.55	-0.016		
3/15/01	4:14	3614	50.5	-0.012		
3/15/01	4:16	3616	50.44	-0.007		
3/15/01	4:18	3618	50.39	-0.009		
3/15/01	4:20	3620	50.35	-0.009		
3/15/01	4:22	3622	50.3	-0.011		
3/15/01	4:24	3624	50.23	-0.009		
3/15/01	4:26	3626	50.19	-0.011		
3/15/01	4:28	3628	50.14	-0.008		
3/15/01	4:30	3630	50.07	-0.008		
3/15/01	4:32	3632	50.03	-0.01		
3/15/01	4:34	3634	49.98	-0.01		
3/15/01	4:36	3636	49.94	-0.009		
3/15/01	4:38	3638	49.89	-0.013		
3/15/01	4:40	3640	49.83	-0.011		
3/15/01	4:42	3642	49.78	-0.009		
3/15/01	4:44	3644	49.73	-0.011		

3/15/01	4:46	3646	49.69	-0.012		
3/15/01	4:48	3648	49.64	-0.017		
3/15/01	4:50	3650	49.6	-0.014		
3/15/01	4:52	3652	49.55	-0.018		
3/15/01	4:54	3654	49.51	-0.016		
3/15/01	4:56	3656	49.46	-0.014		
3/15/01	4:58	3658	49.4	-0.015		
3/15/01	5:00	3660	49.35	-0.013		
3/15/01	5:02	3662	49.3	-0.015		
3/15/01	5:04	3664	49.26	-0.015		
3/15/01	5:06	3666	49.21	-0.015		
3/15/01	5:08	3668	49.17	-0.012		
3/15/01	5:10	3670	49.12	-0.014		
3/15/01	5:12	3672	49.08	-0.016		
3/15/01	5:14	3674	49.03	-0.012		
3/15/01	5:16	3676	48.99	-0.014		
3/15/01	5:18	3678	48.94	-0.015		
3/15/01	5:20	3680	48.9	-0.015		
3/15/01	5:22	3682	48.85	-0.015		
3/15/01	5:24	3684	48.81	-0.015		
3/15/01	5:26	3686	48.76	-0.017		
3/15/01	5:28	3688	48.72	-0.014		
3/15/01	5:30	3690	48.67	-0.014		
3/15/01	5:32	3692	48.63	-0.014		
3/15/01	5:34	3694	48.58	-0.018		
3/15/01	5:36	3696	48.53	-0.014		
3/15/01	5:38	3698	48.49	-0.013		
3/15/01	5:40	3700	48.44	-0.011		
3/15/01	5:42	3702	48.4	-0.011		
3/15/01	5:44	3704	48.35	-0.013		
3/15/01	5:46	3706	48.31	-0.015		
3/15/01	5:48	3708	48.26	-0.012		
3/15/01	5:50	3710	48.22	-0.014		
3/15/01	5:52	3712	48.17	-0.014		
3/15/01	5:54	3714	48.13	-0.012		
3/15/01	5:56	3716	48.1	-0.014		
3/15/01	5:58	3718	48.06	-0.014		
3/15/01	6:00	3720	48.01	-0.013		
3/15/01	6:02	3722	47.97	-0.013		
3/15/01	6:04	3724	47.92	-0.013		
3/15/01	6:06	3726	47.88	-0.013		
3/15/01	6:08	3728	47.83	-0.015		
3/15/01	6:10	3730	47.79	-0.012		
3/15/01	6:12	3732	47.74	-0.012		
3/15/01	6:14	3734	47.72	-0.014		
3/15/01	6:16	3736	47.67	-0.012		
3/15/01	6:18	3738	47.63	-0.012		
3/15/01	6:20	3740	47.58	-0.016		
3/15/01	6:22	3742	47.54	-0.013		

3/15/01	6:24	3744	47.52	-0.013		
3/15/01	6:26	3746	47.45	-0.015		
3/15/01	6:28	3748	47.43	-0.015		
3/15/01	6:30	3750	47.38	-0.015		
3/15/01	6:32	3752	47.33	-0.015		
3/15/01	6:34	3754	47.29	-0.014		
3/15/01	6:36	3756	47.24	-0.016		
3/15/01	6:38	3758	47.22	-0.014		
3/15/01	6:40	3760	47.18	-0.016		
3/15/01	6:42	3762	47.13	-0.016		
3/15/01	6:44	3764	47.11	-0.014		
3/15/01	6:46	3766	47.06	-0.011		
3/15/01	6:48	3768	47.02	-0.013		
3/15/01	6:50	3770	46.97	-0.013		
3/15/01	6:52	3772	46.95	-0.017		
3/15/01	6:54	3774	46.9	-0.013		
3/15/01	6:56	3776	46.88	-0.015		
3/15/01	6:58	3778	46.84	-0.015		
3/15/01	7:00	3780	46.81	-0.015		
3/15/01	7:02	3782	46.77	-0.014		
3/15/01	7:04	3784	46.75	-0.014		
3/15/01	7:06	3786	46.7	-0.014		
3/15/01	7:08	3788	46.68	-0.014		
3/15/01	7:10	3790	46.63	-0.014		
3/15/01	7:12	3792	46.61	-0.014		
3/15/01	7:14	3794	46.59	-0.014		
3/15/01	7:16	3796	46.56	-0.013		
3/15/01	7:18	3798	46.54	-0.018		
3/15/01	7:20	3800	46.52	-0.015		
3/15/01	7:22	3802	46.5	-0.015		
3/15/01	7:24	3804	46.47	-0.015		
3/15/01	7:26	3806	46.45	-0.015		
3/15/01	7:28	3808	46.43	-0.015		
3/15/01	7:30	3810	46.41	-0.015		
3/15/01	7:32	3812	46.38	-0.017		
3/15/01	7:34	3814	46.38	-0.015		
3/15/01	7:36	3816	46.36	-0.015		
3/15/01	7:38	3818	46.34	-0.015		
3/15/01	7:40	3820	46.34	-0.015		
3/15/01	7:42	3822	46.32	-0.014		
3/15/01	7:44	3824	46.32	-0.014		
3/15/01	7:46	3826	46.32	-0.014		
3/15/01	7:48	3828	46.32	-0.014		
3/15/01	7:50	3830	46.29	-0.014		
3/15/01	7:52	3832	46.29	-0.019		
3/15/01	7:54	3834	46.29	-0.017		
3/15/01	7:56	3836	46.29	-0.019		
3/15/01	7:58	3838	46.29	-0.014		
3/15/01	8:00	3840	46.32	-0.014		

2293MW9I

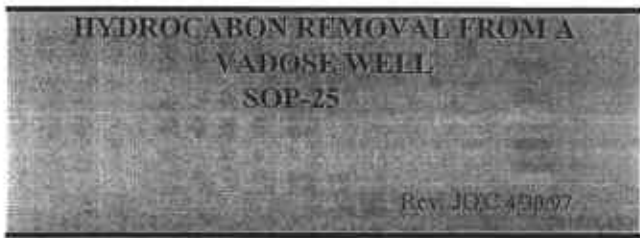
3/15/01	8:02	3842	46.32	-0.019		
3/15/01	8:04	3844	46.34	-0.027		
3/15/01	8:06	3846	46.36	-0.03		
3/15/01	8:08	3848	46.41	-0.03		
3/15/01	8:10	3850	46.45	-0.032		
3/15/01	8:12	3852	46.52	-0.028		
3/15/01	8:14	3854	46.59	-0.028		
3/15/01	8:16	3856	46.68	-0.027		
3/15/01	8:18	3858	46.79	-0.027		
3/15/01	8:20	3860	46.93	-0.026		
3/15/01	8:22	3862	47.06	-0.026		
3/15/01	8:24	3864	47.22	-0.025		
3/15/01	8:26	3866	47.4	-0.026		
3/15/01	8:28	3868	47.61	-0.026		
3/15/01	8:30	3870	47.81	-0.027		
3/15/01	8:32	3872	48.01	-0.026		
3/15/01	8:34	3874	48.24	-0.025		
3/15/01	8:36	3876	48.49	-0.024		
3/15/01	8:38	3878	48.74	-0.029		
3/15/01	8:40	3880	48.99	-0.026		
3/15/01	8:42	3882	49.26	-0.025		
3/15/01	8:44	3884	49.53	-0.024		
3/15/01	8:46	3886	49.8	-0.026		
3/15/01	8:48	3888	50.07	-0.025		
3/15/01	8:50	3890	50.35	-0.028		
3/15/01	8:52	3892	50.62	-0.027		
3/15/01	8:54	3894	50.91	-0.029		
3/15/01	8:56	3896	51.18	-0.028		
3/15/01	8:58	3898	51.48	-0.027		
3/15/01	9:00	3900	51.77	-0.026		
3/15/01	9:02	3902	52.04	-0.028		
3/15/01	9:04	3904	52.34	-0.027		
3/15/01	9:06	3906	52.61	-0.026		
3/15/01	9:08	3908	52.88	-0.027		
3/15/01	9:10	3910	53.18	-0.029		
3/15/01	9:12	3912	53.45	-0.032		
3/15/01	9:14	3914	53.72	-0.029		
3/15/01	9:16	3916	53.99	-0.026		
3/15/01	9:18	3918	54.26	-0.03		
3/15/01	9:20	3920	54.53	-0.031		
3/15/01	9:22	3922	54.8	-0.028		
3/15/01	9:24	3924	55.08	-0.029		
3/15/01	9:26	3926	55.32	-0.028		
3/15/01	9:28	3928	55.6	-0.028		
3/15/01	9:30	3930	55.84	-0.029		
3/15/01	9:32	3932	56.09	-0.028		
3/15/01	9:34	3934	56.34	-0.031		
3/15/01	9:36	3936	56.59	-0.03		
3/15/01	9:38	3938	56.84	-0.034		

3/15/01	9:40	3940	57.07	-0.033			
3/15/01	9:42	3942	57.31	-0.032			
3/15/01	9:44	3944	57.54	-0.033			
3/15/01	9:46	3946	57.77	-0.032			
3/15/01	9:48	3948	57.99	-0.035			
3/15/01	9:50	3950	58.22	-0.032			
3/15/01	9:52	3952	58.42	-0.033			
3/15/01	9:54	3954	58.81	-0.018			
3/15/01	9:56	3956	59.57	-0.022			

APPENDIX G

ERI'S STANDARD OPERATING PROCEDURE 25

"HYDROCARBONS REMOVAL FROM VADOSE WELL"



POUNDS OF HYDROCARBON IN A VAPOR STREAM

INPUT DATA:

- 1) Vapor flow rate acfm (usually by Pitot tube)
- 2) Vapor pressure at the flow measuring device (in inches of H₂O) (use {-} for vacuum)
- 3) Vapor temperature at the flow measuring device.
- 4) Hydrocarbon content of vapor (usually in mg/M³) for ppmv you need molecular weight.
- 5) Length of time (usually hours) over which flow rate occurred)

From periodic measurements, a calculation of total pounds of hydrocarbons removed from a well or from a system are calculated. The input data listed above are measured at a point in time. To calculate quantities removed, some assumptions must be made about what was happening between measurements. The following assumptions will be used for the sake of consistency:

ASSUMPTIONS:

- 1) Vapor flow for the period equals the average of the initial and final reading for the period.
- 2) Pressure and temperature for the entire period will be the final reading.
- 3) Hydrocarbon concentration for the period equals the average of the initial and final reading.
- 4) The hours of operation can be taken from an hour meter, an electric meter or will be assumed to be equal to the time between measurements.
- 5) If the unit is found down - try to determine how many hours it did operate and use the data taken for the previous period to make the calculations. Restart the unit and then take data to start the next period.

SAMPLE DATA AND CALCULATIONS

Date	Time	Temp deg F	Press in H ₂ O	HC conc mg/M ³	Vapor flow acfm	Calc. lb. rem.
1/6/95	11:00	70	-46	2000	120	
1/7/95	13:00	55	-50	1350	90	
1/8/95	10:00	80	-13	750	100	7.4

Calculate the pounds of hydrocarbon removed from the system during the basis period from 13:00 (1:00 pm) on the 7th to 10 am on the 8th. Pressure and temperature of the measurements (at the flow meter) must be corrected to the P and T used to report the HC concentration (which are P = 1 atm and T = 70 deg F). 1 atm = 14.7psia, 760 mm Hg, or 407 in H₂O. T_{abs} = 460 + T deg F

Hours of operation = 21, T = 80, P = -13, HC = (1350+750)/2 = 1050 mg/M³. Flow = 95

$$21 \times 60 \times 95 \times \frac{(460+70)}{(460+80)} \times \frac{(407-13)}{407} \times \frac{28.3}{1000} \times \frac{1050}{1000} \times \frac{1}{454} = 7.4 \text{ lb}$$

$$\frac{\text{hr}}{\text{basis}} \times \frac{\text{min}}{\text{hr}} \times \frac{\text{cu ft}}{\text{min}} \times T_{\text{Corr}} \times P_{\text{Corr}} \times \frac{\text{M}^3}{\text{cu ft}} \times \frac{\text{g}}{\text{M}^3} \times \frac{\text{lb}}{\text{g}} = \frac{\text{lb}}{\text{basis}}$$

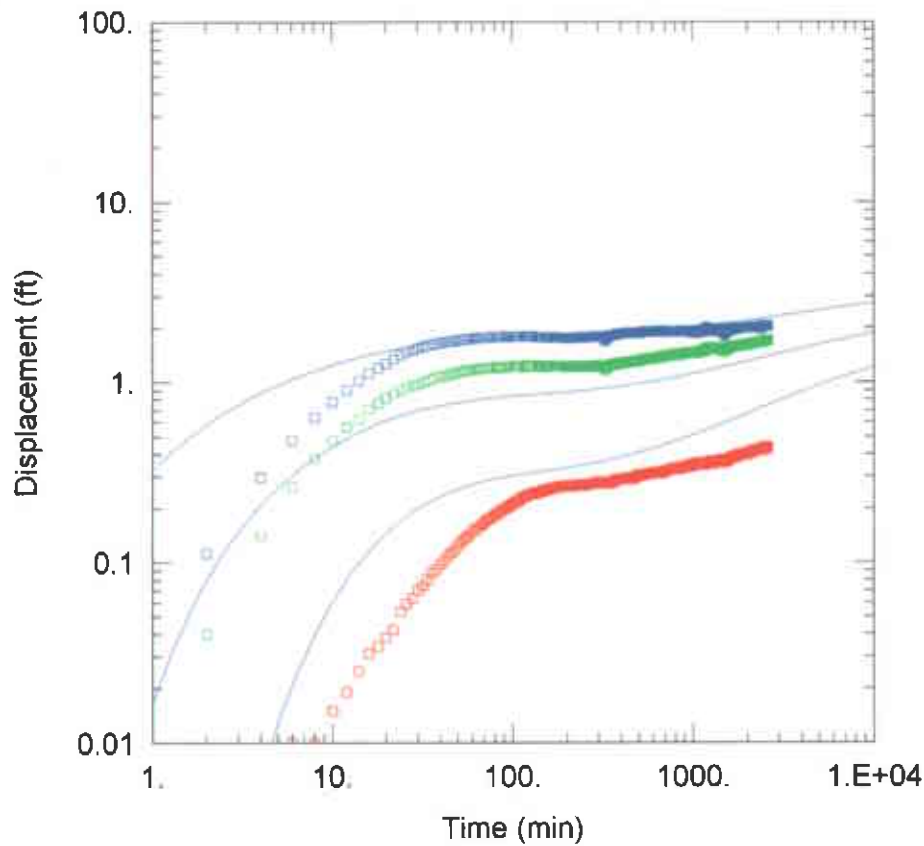
$$21 \times 60 \times 95 \times 0.98 \times 0.97 \times 0.0283 \times 1.050 \times 1/454 = 7.4 \text{ lb.}$$

cumulative lbs. (the running total) = the sum of all the previous periods.

Note: If results are given in ppm, an assumption about the molecular weight of the hydrocarbon must be made to convert ppm into mg/M³. ppmv x molecular wt. /24.1 = mg/M³. (Use 102 for gasoline)

APPENDIX H

AQTESOLV™ OUTPUT FILES



WELL TEST ANALYSIS

Data Set: G:\WP60\WPDATA\2293\2293ALL.aqt
 Date: 09/14/01 Time: 11:52:30

PROJECT INFORMATION

Company: Environmental Resolutions Inc
 Client: ExxonMobil
 Project: 2293-05X
 Test Location: 2200 East 12th Street
 Test Well: MW9B
 Test Date: 3/12/01

SOLUTION

Aquifer Model: Unconfined
 Solution Method: Neuman
 T = 157.7 gal/day/ft
 S = 0.0002667
 Sy = 0.006293
 Kz/Kr = 0.07908

WELL DATA

Pumping Wells

Well Name	X (ft)	Y (ft)
MW9B	0	0

Observation Wells

Well Name	X (ft)	Y (ft)
MW9I	39	31
VP1	0	10
VP2	8	20