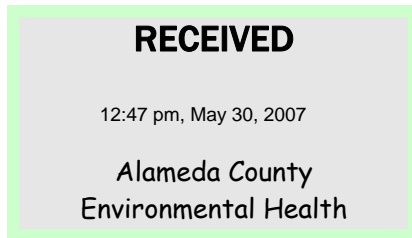


ExxonMobil Refining & Supply Company
Global Remediation – US Retail
4096 Piedmont Avenue #194
Oakland, California 94611
510.547.8196
510.547.8706 Fax
jennifer.c.sedlachek@exxonmobil.com

Jennifer C. Sedlachek
Project Manager



ExxonMobil
Refining & Supply

May 18, 2007

Mr. Steven Plunkett
Alameda County Health Care Services Agency
Department of Environmental Health
1131 Harbor Bay Parkway, Room 250
Alameda, California 94502-6577

RE: Former Exxon RAS #7-0238/2200 East 12th Street, Oakland California.

Dear Mr. Plunkett:

Attached for your review and comment is a copy of the letter report entitled *Groundwater Monitoring and Remediation System Status Report, First Quarter 2007*, dated May 18, 2007, for the above-referenced site. The report was prepared by Environmental Resolutions, Inc. (ERI) of Petaluma, California, and details groundwater monitoring, sampling, and remedial activities at the subject site.

I declare, under penalty of perjury, that the information and/or recommendations contained in the attached document or report is true and correct to the best of my knowledge.

If you have any questions or comments, please contact me at 510.547.8196.

Sincerely,

Jennifer C. Sedlachek
Project Manager

Attachment: ERI's Groundwater Monitoring and Remediation System Status Report, First Quarter 2007,
dated May 18, 2007

cc: w/ attachment
Mr. Chuck Headlee, California Regional Water Quality Control Board, San Francisco Bay Region
Mr. Robert C. Ehlers, M.S., P.E., The Valero Companies, Environmental Liability Management

w/o attachment
Ms. Paula Sime, Environmental Resolutions, Inc.



*Southern California
Northern California
Pacific Northwest
Southwest
Texas
Montana*

May 18, 2007
ERI 229313.Q071

Ms. Jennifer C. Sedlachek
ExxonMobil Refining & Supply - Global Remediation
4096 Piedmont Avenue #194
Oakland, California 94611

SUBJECT Groundwater Monitoring and Remediation Status Report, First Quarter 2007
Former Exxon Service Station 7-0238
2200 East 12th Street, Oakland, California

**Bay Area Air Quality Management District Permit to Operate No. 15044
East Bay Municipal Utility District Discharge Permit No. 5051679-1**

INTRODUCTION

At the request of Exxon Mobil Corporation (Exxon Mobil), Environmental Resolutions, Inc. (ERI) performed first quarter 2007 groundwater monitoring and sampling activities at the subject site. This report covers select activities from January 5, 2007, through April 3, 2007. Relevant tables, plates, and attachments are included at the end of this report. Currently, the site operates as a Valero-branded service station.

GROUNDWATER MONITORING AND SAMPLING SUMMARY

Gauging and sampling dates:	03/29/07
Wells gauged and sampled:	MW9A through MW9D, MW9I
Presence of NAPL:	Not observed
Remediation system status on sampling date:	Active
Laboratory:	TestAmerica Analytical Testing Corporation Nashville, Tennessee
Analyses performed:	EPA Method 8015B TPHg EPA Method 8021B BTEX EPA Method 8260B MTBE, ETBE, DIPE, TAME, 1,2-DCA, EDB, TBA, ethanol (select samples)
Waste disposal:	50.5 gallons of purge and decon water transferred to remediation system on 03/29/07

Environmental Resolutions, Inc.

601 North McDowell Blvd., Petaluma, CA 94954-2312 | Tel: 707.766.2000 | Fax: 707.789.0414 | Contractor # A/C10-611383

REMEDIATION SYSTEM SUMMARY

Dual-Phase Extraction System

The dual-phase extraction (DPE) system simultaneously extracts soil vapor and groundwater from four DPE wells (DPE1 through DPE4) and one groundwater monitoring well (MW9A). In May 2005, groundwater monitoring well MW9A was connected to the DPE system. Extracted soil vapor is abated using a catalytic oxidizer prior to atmospheric discharge in compliance with a Bay Area Air Quality Management District (BAAQMD) Permit to Operate. Groundwater extracted by the DPE system is processed through two sediment filters and three 1,000-pound liquid-phase granular activated carbon vessels prior to discharge to the sanitary sewer under provisions of an East Bay Municipal Utility District (EBMUD) discharge permit. On a monthly basis, ERI collects soil vapor and water samples from influent, intermediate, and effluent sample ports.

System start-up dates: DPE System, Vapor-Phase March 2004
DPE System, Liquid-Phase January 2004

System discharge permits: DPE System, Vapor-Phase BAAQMD
 Permit No.15044
DPE System, Liquid-Phase EBMUD
 Wastewater Permit No. 5051679-1

System reporting period: 01/05/07 – 04/03/07

System modifications during reporting period: None

System status during reporting period: Active

Laboratory: TestAmerica Analytical Testing Corporation
 Nashville, Tennessee
 Morgan Hill, California

Analyses Performed: DPE System, Vapor-Phase
 EPA Method 18M TPHg, BTEX, MTBE

DPE System, Liquid-Phase
 EPA Method 8015B TPHg
 EPA Method 8021B BTEX, MTBE

System Performance:

DPE System, Vapor-Phase

Period	Mass of TPHg Removed (Pounds)	Mass of MTBE Removed (Pounds)	Mass of Benzene Removed (Pounds)
01/05/07 – 04/03/07	<30.20	<0.32	<0.30
To Date:	<1,265.80	<49.37	<11.30

DPE System, Liquid-Phase

Period	Volume of Groundwater Treated (gal)	Mass of TPHg Removed (pounds)	Mass of Benzene Removed (pounds)	Mass of MTBE Removed (pounds)
01/05/07 – 04/03/07	120,810	<0.051	<0.0005	0.0211
To Date:	676,720	<1.833	<0.0150	1.1204

CONCLUSIONS

Groundwater elevations, groundwater flow direction, and dissolved-phase petroleum hydrocarbon concentrations are consistent with the historical data for the site. Based on the groundwater contour map (Plate 3), the remediation system continues to provide hydraulic control of dissolved-phase hydrocarbon on the site.

DOCUMENT DISTRIBUTION

ERI recommends forwarding copies of this report to:

Mr. Steven Plunkett
Alameda County Health Care Services Agency
Department of Environmental Health
1131 Harbor Bay Parkway, Room 250
Alameda, California 94502-6577

Mr. Chuck Headlee
California Regional Water Quality Control Board
San Francisco Bay Region
1515 Clay Street, Suite 1400
Oakland, California 94612

Mr. Robert C. Ehlers, M.S., P.E.
The Valero Companies
Environmental Liability Management
685 West Third Street
Hanford, California 93230

LIMITATIONS

This report was prepared in accordance with generally accepted standards of environmental practice in California at the time this investigation was performed. This report has been prepared for Exxon Mobil, and any reliance on this report by third parties shall be at such party's sole risk.

Please call Ms. Paula Sime, ERI's project manager for this site, at (707) 766-2000 with any questions regarding this report.



Sincerely,
Environmental Resolutions, Inc.

Karen Navarro
Karen Navarro
Technical Writer

Heidi Dieffenbach-Carle

Heidi Dieffenbach-Carle
P.G. 6793

- Attachments:
- Table 1A: Cumulative Groundwater Monitoring and Sampling Data
 - Table 1B: Additional Cumulative Groundwater Monitoring and Sampling Data
 - Table 2: Well Construction Details
 - Table 3: Operation and Performance Data for Dual-Phase Extraction System, Vapor-Phase
 - Table 4: Operation and Performance Data for Dual-Phase Extraction System, Liquid-Phase
-
- Plate 1: Site Vicinity Map
 - Plate 2: Select Analytical Results
 - Plate 3: Groundwater Elevation Map
-
- Attachment A: Groundwater Sampling Protocol
 - Attachment B: Laboratory Analytical Reports and Chain-of-Custody Records
 - Attachment C: ERI SOP-25: "Hydrocarbons Removed from a Vadose Well"

TABLE 1A
CUMULATIVE GROUNDWATER MONITORING AND SAMPLING DATA
Former Exxon Service Station 7-0238
2200 East 12th Street
Oakland, California
(Page 1 of 13)

Well ID	Sampling Date	TOC (feet)	DTW (feet)	GW Elev. (feet)	SUBJ	TPHg (µg/L)	MTBE 8021B (µg/L)	MTBE 8260B (µg/L)	B (µg/L)	T (µg/L)	E (µg/L)	X (µg/L)
MW9A	06/13/88	---	---	---	---	---	---	---	<0.5	<1.0	<2.0	<1.0
MW9A	10/24/88	---	---	---	---	---	---	---	<0.5	<1.0	<2.0	<1.0
MW9A	10/13/89	100.07	---	---	---	---	---	---	<0.5	<0.5	<0.5	<3.0
MW9A	10/19/90	100.07	---	---	---	<50	---	---	<0.5	<0.5	<0.5	<0.5
MW9A	02/05/92	100.07	6.93	93.14	---	<50	---	---	1.1	1.8	0.6	1.3
MW9A	05/05/92	100.07	6.95	93.12	---	<50	---	---	<0.5	<0.5	<0.5	<0.5
MW9A	09/14/92	100.07	7.65	92.42	---	<50	---	---	<0.5	<0.5	<0.5	<0.5
MW9A	11/16/92	100.07	7.35	92.72	---	<50	---	---	1.1	<0.5	<0.5	<0.5
MW9A	02/03/93	100.07	7.85	92.22	---	140	---	---	17	19	1.6	20
MW9A	05/18/93	100.07	6.95	93.12	---	<50	---	---	0.8	<0.5	1.3	7
MW9A	08/26/93	100.07	7.14	92.93	---	<50	---	---	<0.5	<0.5	<0.5	<0.5
MW9A	11/04/93	100.07	7.23	92.84	---	<50	---	---	<0.5	<0.5	<0.5	<0.5
MW9A	02/04/94	100.07	6.70	93.37	---	<50	---	---	<0.5	<0.5	<0.5	<0.5
MW9A	05/31/94	100.07	6.74	93.33	---	<50	---	---	<0.5	<0.5	<0.5	<0.5
MW9A	10/26/94	11.46	7.06	4.40	---	<50	---	---	<0.5	<0.5	<0.5	<0.5
MW9A	05/15/95	11.46	6.32	5.14	---	<50	---	---	0.52	0.67	<0.5	<0.5
MW9A	11/02/95	11.46	7.16	4.30	NLPH	<50	<10	---	<0.5	<0.5	<0.5	<0.5
MW9A	04/26/96	11.46	6.33	5.13	NLPH	---	---	---	---	---	---	---
MW9A	08/22/96	11.46	7.02	4.44	NLPH	---	---	---	---	---	---	---
MW9A	02/24/97	11.46	---	---	---	---	---	---	---	---	---	---
MW9A	03/16/98	11.46	6.14	5.32	NLPH	<200	40,000	---	7.9	<2.0	<2.0	<2.0
MW9A	04/21/98	11.46	6.29	5.17	NLPH	<50	53,000	---	3.8	<0.5	<0.5	<0.5
MW9A	07/22/98	14.53	6.58	7.95	NLPH	<250	18,000	---	<2.5	<2.5	<2.5	<2.5
MW9A	12/22/98	14.53	6.47	8.06	NLPH	<50	5,200	---	<0.5	<0.5	<0.5	<0.5
MW9A	02/26/99	14.53	6.38	8.15	NLPH	<100	10,000	---	<1.0	<1.0	<1.0	<1.0
MW9A	05/27/99 a	14.53	6.56	7.97	NLPH	<5,000	15,300	---	<50	<50	<50	<50
MW9A	08/03/99	14.53	9.39	5.14	NLPH	<50	<2.5	---	<0.5	<0.5	<0.5	<0.5
MW9A	12/03/99	14.53	6.52	8.01	NLPH	<50	1,400	---	<0.5	<0.5	<0.5	<0.5
MW9A	02/29/00	14.53	5.31	9.22	NLPH	<50	20,000	---	1.2	<0.5	<0.5	0.67 b
MW9A	05/18/00	14.53	6.31	8.22	NLPH	<50	14,000	11,000	<0.5	<0.5	<0.5	<0.5
MW9A	07/24/00	14.53	6.54	7.99	NLPH	<50	7,400	---	<0.5	<0.5	<0.5	<0.5
MW9A	10/09/00	14.53	6.00	8.53	NLPH	<50	2,300	---	<0.5	<0.5	<0.5	<0.5
MW9A	01/10/01	14.53	6.34	8.19	NLPH	<50	3,700	---	<0.5	<0.5	<0.5	<0.5
MW9A	04/10/01	14.53	9.31	5.22	NLPH	<50	11,000	---	<0.5	<0.5	<0.5	<0.5
MW9A	07/12/01	14.53	---	---	NLPH	<50	3,600	---	<0.5	<0.5	<0.5	<0.5
MW9A	08/17/01 c	14.53	6.61	7.92	---	---	---	---	---	---	---	---
MW9A	10/11/01	14.53	7.03	7.50	NLPH	<50	1,700	---	<0.5	<0.5	<0.5	<0.5
MW9A	10/11/01	14.51	Well surveyed in compliance with AB2886 requirements.									<0.5
MW9A	01/11/02	14.51	5.93	8.58	NLPH	2,090e	31,000e	---	18.6e	<0.50	<0.50	<0.50
MW9A	04/12/02	14.51	6.41	8.10	NLPH	34,300	32,200	---	<5.00	<5.00	<5.00	<5.00
MW9A	07/12/02	14.51	6.64	7.87	NLPH	6,760	8,070	---	<0.5	<0.5	<0.5	<0.5
MW9A	10/11/02	14.51	6.76	7.75	NLPH	2,420	2,860	3,040	<0.5	<0.5	<0.5	<0.5

TABLE 1A
CUMULATIVE GROUNDWATER MONITORING AND SAMPLING DATA
Former Exxon Service Station 7-0238
2200 East 12th Street
Oakland, California
(Page 2 of 13)

Well ID	Sampling Date	TOC (feet)	DTW (feet)	GW Elev. (feet)	SUBJ	TPHg (µg/L)	MTBE 8021B (µg/L)	MTBE 8260B (µg/L)	B (µg/L)	T (µg/L)	E (µg/L)	X (µg/L)
MW9A	01/10/03	14.51	5.90	8.61	NLPH	38,800	51,900	---	103	15.0	<5.0	13.0
MW9A	04/09/03	14.51	6.38	8.13	NLPH	34,200	38,600	---	14.0	<5.0	<5.0	<5.0
MW9A	07/22/03	14.51	6.56	7.95	NLPH	20,200	19,500	---	0.50	<0.5	<0.5	<0.5
MW9A	10/01/03	14.51	6.72	7.79	NLPH	9,460	---	7,620	0.70	<0.5	<0.5	<0.5
MW9A	01/06/04	14.51	5.89	8.62	NLPH	8,540	11,600	---	<0.50	<0.5	<0.5	<0.5
MW9A	06/07/04	14.51	6.80	7.71	NLPH	3,470	---	5,600	<0.50	<0.5	<0.5	<0.5
MW9A	08/30/04 d	14.51	---	---	---	---	---	---	<0.50	<0.5	<0.5	<0.5
MW9A	12/13/04	14.51	5.99	8.52	NLPH	1,130	---	1,360	<0.50	<0.5	<0.5	<0.5
MW9A	03/14/05	14.51	6.03	8.48	NLPH	2,150	---	2,560	0.80	<0.5	<0.5	<0.5
MW9A	06/08/05	14.51	14.33	0.18	NLPH	1,610	---	2,040	<0.50	<0.5	<0.5	<0.5
MW9A	09/01/05	14.51	6.50	8.01	NLPH	1,020	---	1,320	<0.50	<0.50	<0.50	<0.50
MW9A	12/09/05 i	14.51	16.50	-1.99	NLPH	1,140	---	801	1.16	<0.50	<0.50	<0.50
MW9A	12/30/05	14.51	5.21	9.30	NLPH	---	---	---	---	---	---	---
MW9A	03/07/06	14.51	16.01	-1.50	NLPH	400	---	560	<2.5	<2.5	<2.5	<2.5
MW9A	06/26/06	14.51	6.10	8.41	NLPH	390	---	430	<2.5	<2.5	<2.5	<2.5
MW9A	09/25/06	14.51	6.54	7.97	NLPH	150	---	172	<0.50	<0.50	<0.50	<0.50
MW9A	12/15/06	14.51	16.21	-1.70	NLPH	250k	---	190	<2.5	<2.5	<2.5	<2.5
MW9A	03/29/07	14.51	7.95	6.56	NLPH	173	---	144	<0.50	<0.50	<0.50	0.54
MW9B	06/13/88	---	---	---	---	---	---	---	350	7.8	66	160
MW9B	10/24/88	---	---	---	---	---	---	---	84	<1.0	3.1	3.2
MW9B	10/13/89	98.41	---	---	---	---	---	---	4.1	<0.5	<0.5	<3.0
MW9B	10/19/90	98.41	---	---	---	62	---	---	27	<0.5	2.3	<0.5
MW9B	02/05/92	98.41	5.95	92.46	---	60	---	---	14	<0.5	2.9	2.5
MW9B	05/05/92	98.41	5.92	92.49	---	620	---	---	180	2.4	8.4	2.2
MW9B	09/14/92	98.41	6.60	91.81	---	110	---	---	9.6	<0.5	<0.5	<0.5
MW9B	11/16/92	98.41	6.35	92.06	---	200	---	---	33	<0.5	4.2	1.4
MW9B	02/03/93	98.41	6.50	91.91	---	12,000	---	---	320	13	35	110
MW9B	05/18/93	98.41	6.42	91.99	---	180	---	---	1.1	<0.5	2.6	5.9
MW9B	08/26/93	98.41	6.28	92.13	---	180	---	---	36	<0.5	3	1.7
MW9B	11/04/93	98.41	6.23	92.18	---	98	---	---	13	<0.5	1.4	<0.5
MW9B	02/04/94	98.41	5.92	92.49	---	790	---	---	170	1.3	12	0.8
MW9B	05/31/94	98.41	9.22	89.19	---	1,000	---	---	150	2.5	8.0	2.1
MW9B	10/26/94	9.80	6.04	3.76	---	84	---	---	2.8	0.72	<0.5	<0.5
MW9B	05/15/95	9.80	5.34	4.46	---	2,800	---	---	420	25	27	6.7
MW9B	11/02/95	9.80	6.14	3.66	NLPH	130	<10	---	3.3	<0.5	<0.5	<0.5
MW9B	04/26/96	9.80	5.66	4.14	NLPH	270	70	---	130	2.8	6.7	<3
MW9B	08/22/96	9.80	6.16	3.64	NLPH	210	31	---	5.7	6.8	1.1	9.2
MW9B	02/24/97	9.80	5.58	4.22	NLPH	1,400	1,300	---	76	1.4	4.1	1.2
MW9B	03/16/98	12.83	5.32	7.51	NLPH	860	1,500	---	140	2.0	1.1	<2.0
MW9B	04/21/98	12.83	5.49	7.34	NLPH	1,800	18,000	---	300	<5.0	7.9	<5.0
MW9B	07/22/98	12.83	5.79	7.04	NLPH	<500	26,000	---	13	<5.0	<5.0	<5.0

TABLE 1A
CUMULATIVE GROUNDWATER MONITORING AND SAMPLING DATA
Former Exxon Service Station 7-0238
2200 East 12th Street
Oakland, California
(Page 3 of 13)

Well ID	Sampling Date	TOC (feet)	DTW (feet)	GW Elev. (feet)	SUBJ	TPHg (µg/L)	MTBE 8021B (µg/L)	MTBE 8260B (µg/L)	B (µg/L)	T (µg/L)	E (µg/L)	X (µg/L)
MW9B	12/22/98	12.83	5.69	7.14	NLPH	700	21,000	---	110	3.1	9.1	14
MW9B	02/26/99	12.83	5.10	7.73	NLPH	8,800	8,000	---	2,000	<25	52	38
MW9B	05/18/99	12.83	5.65	7.18	NLPH	<10,000	42,100	---	158	<100	<100	<100
MW9B	08/03/99	12.83	6.24	6.59	NLPH	960	24,900	---	<5.0	<5.0	<5.0	<5.0
MW9B	12/03/99	12.83	5.66	7.17	NLPH	<50	1,000	---	<0.5	<0.5	<0.5	<0.5
MW9B	02/29/00	12.83	4.61	8.22	NLPH	3,100	25,000	---	900	7	23	7.1
MW9B	05/18/00	12.83	5.54	7.29	NLPH	780	34,000	26,000	150	<2.5	4.5	<2.5
MW9B	07/24/00	12.83	8.75	4.08	NLPH	<250	39,000	---	8	<2.5	<2.5	<2.5
MW9B	10/09/00	12.83	4.84	7.99	NLPH	<1,200	30,000	---	1.7	<0.5	<0.5	<0.5
MW9B	01/10/01	12.83	5.56	7.27	NLPH	<250	32,000	---	5.3	<0.5	<0.5	<0.5
MW9B	04/10/01	12.83	5.40	7.43	NLPH	360	27,000	---	69.0	<2.5	22.0	29.8
MW9B	07/12/01	12.83	---	---	NLPH	<250	41,000	---	<2.5	<2.5	<2.5	<2.5
MW9B	08/17/01 c	12.83	5.83	7.00	---	---	---	---	---	---	---	---
MW9B	10/11/01	12.83	8.70	4.13	NLPH	<250	24,000	---	<2.5	<2.5	<2.5	<2.5
MW9B	11/01/01	12.84	Well surveyed in compliance with AB2886 requirements.									
MW9B	01/11/02	12.84	5.16	7.68	NLPH	9,170e	14,600e	---	66.0e	<10.0	54.0	<10.0
MW9B	04/12/02	12.84	5.57	7.27	NLPH	29,600	28,600	---	12.0	<5.00	<5.00	<5.00
MW9B	07/12/02	12.84	5.81	7.03	NLPH	20,200	27,700	---	<10.0	14.0	<10.0	16.0
MW9B	10/11/02 f	12.84	5.91	6.93	NLPH	18,900	24,300	28,200	2.3	<0.5	<0.5	<0.5
MW9B	01/10/03	12.84	5.09	7.75	NLPH	14,900	18,600	---	118	1.0	6.5	3.6
MW9B	04/09/03	12.84	5.51	7.33	NLPH	21,800	24,900	---	51.0	<5.0	<5.0	<5.0
MW9B	07/22/03	12.84	6.09	6.75	NLPH	33,500	36,900	---	<0.50	<0.5	<0.5	<0.5
MW9B	10/01/03	12.84	6.16	6.68	NLPH	25,500	---	19,100	1.10	<0.5	<0.5	<0.5
MW9B	01/06/04	12.84	5.14	7.70	NLPH	10,400	---	15,700	16.9	1.8	18.6	1.7
MW9B	06/07/04	12.84	9.47	3.37	NLPH	3,910	---	1,960	<0.50	<0.5	<0.5	<0.5
MW9B	08/30/04	12.84	h	h	h	954h	---	925h	<0.50h	<0.5h	<0.5	<0.5h
MW9B	12/13/04	12.84	4.96	7.88	NLPH	233	---	140	0.90	<0.5	<0.5	<0.5
MW9B	03/14/05	12.84	5.52	7.32	NLPH	523	---	504	<0.50	<0.5	<0.5	<0.5
MW9B	06/08/05	12.84	6.70	6.14	NLPH	114	---	130	<0.50	<0.5	<0.5	<0.5
MW9B	09/01/05	12.84	5.92	6.92	NLPH	90.5	---	82.6	0.55	<0.50	<0.50	<0.50
MW9B	12/09/05	12.84	8.46	4.38	NLPH	207	---	149	<0.50	<0.50	<0.50	<0.50
MW9B	12/30/05	12.84	4.59	8.25	NLPH	---	---	---	---	---	---	---
MW9B	03/07/06	12.84	6.41	6.43	NLPH	98	---	64	<0.50	<0.50	<0.50	<0.50
MW9B	06/26/06	12.84	5.71	7.13	NLPH	130	---	39	0.63	<0.50	0.53	0.53
MW9B	09/25/06	12.84	6.35	6.49	NLPH	<50.0	---	7.40	<0.50	<0.50	<0.50	<0.50
MW9B	12/15/06	12.84	6.77	6.07	NLPH	<50	---	11	<0.50	<0.50	<0.50	<0.50
MW9B	03/29/07	12.84	6.40	6.44	NLPH	197	---	225	<0.50	<0.50	<0.50	0.59
MW9C	06/13/88	---	---	---	---	---	---	---	<0.5	<1.0	<2.0	<1.0
MW9C	10/24/88	---	---	---	---	---	---	---	<0.5	<1.0	<2.0	<1.0
MW9C	10/13/89	99.73 l	---	---	---	---	---	---	<0.5	<0.5	<0.5	<3.0
MW9C	10/19/90	99.73 l	---	---	---	<50	---	---	<0.5	<0.5	<0.5	<0.5

TABLE 1A
CUMULATIVE GROUNDWATER MONITORING AND SAMPLING DATA
Former Exxon Service Station 7-0238
2200 East 12th Street
Oakland, California
(Page 4 of 13)

Well ID	Sampling Date	TOC (feet)	DTW (feet)	GW Elev. (feet)	SUBJ	TPHg (µg/L)	MTBE 8021B (µg/L)	MTBE 8260B (µg/L)	B (µg/L)	T (µg/L)	E (µg/L)	X (µg/L)
MW9C	02/05/92	99.73	6.44	93.29	---	<50	---	---	<0.5	<0.5	<0.5	<0.5
MW9C	05/05/92	99.73	6.50	93.23	---	<50	---	---	<0.5	<0.5	<0.5	<0.5
MW9C	09/14/92	99.73	7.00	92.73	---	<50	---	---	<0.5	<0.5	<0.5	<0.5
MW9C	11/16/92	99.73	6.72	93.01	---	<50	---	---	<0.5	<0.5	<0.5	<0.5
MW9C	02/03/93	99.73	5.75	93.98	---	<50	---	---	<0.5	<0.5	<0.5	<0.5
MW9C	05/18/93	99.73	6.72	93.01	---	<50	---	---	<0.5	<0.5	<0.5	<0.5
MW9C	08/26/93	99.73	6.84	92.89	---	<50	---	---	<0.5	<0.5	<0.5	<0.5
MW9C	11/04/93	99.73	6.90	92.83	---	<50	---	---	<0.5	<0.5	<0.5	<0.5
MW9C	02/04/94	99.73	6.28	93.45	---	<50	---	---	<0.5	<0.5	<0.5	<0.5
MW9C	05/31/94	99.73	6.42	93.31	---	<50	---	---	<0.5	<0.5	<0.5	<0.5
MW9C	10/26/94	11.14	6.80	4.34	---	---	---	---	<0.5	<0.5	<0.5	<0.5
MW9C	05/15/95	11.14	5.72	5.42	---	---	---	---	<0.5	<0.5	<0.5	<0.5
MW9C	11/02/95	11.14	6.88	4.26	---	---	---	---	<0.5	<0.5	<0.5	<0.5
MW9C	04/26/96	11.14	6.28	4.86	---	---	---	---	<0.5	<0.5	<0.5	<0.5
MW9C	08/22/96	11.14	6.65	4.49	---	---	---	---	<0.5	<0.5	<0.5	<0.5
MW9C	03/16/98	11.14	5.51	5.63	NLPH	<500	150,000	---	24	<5.0	<5.0	<5.0
MW9C	04/21/98	11.14	5.83	5.31	NLPH	150	130,000	150,000	<0.5	<0.5	<0.5	<0.5
MW9C	07/22/98	14.19	6.43	7.76	NLPH	<500	95,000	---	<5.0	<5.0	<5.0	<5.0
MW9C	12/22/98	14.19	6.16	8.03	NLPH	<500	84,000	---	<5.0	<5.0	<5.0	<5.0
MW9C	02/26/99	14.19	5.46	8.73	NLPH	<250	55,000	---	<2.5	<2.5	<2.5	<2.5
MW9C	05/18/99	14.19	6.27	7.92	NLPH	<25,000	68,900	---	<250	<250	<250	<250
MW9C	08/03/99	14.19	7.13	7.06	NLPH	210	69,200	---	<1.0	1.3	<1.0	<1.0
MW9C	12/03/99	14.19	6.17	8.02	NLPH	290	50,000	---	<2.5	<2.5	<2.5	<2.5
MW9C	02/29/00	14.19	4.49	9.70	NLPH	<250	40,000	---	<2.5	<2.5	<2.5	<2.5
MW9C	05/18/00	14.19	5.96	8.23	NLPH	<250	46,000	33,000	<2.5	<2.5	<2.5	<2.5
MW9C	07/24/00	14.19	6.47	7.72	NLPH	<250	44,000	---	<2.5	<2.5	<2.5	<2.5
MW9C	10/09/00	14.19	6.57	7.62	NLPH	<250	39,000	---	<2.5	<2.5	<2.5	<2.5
MW9C	01/10/01	14.19	6.09	8.10	NLPH	<250	42,000	---	<2.5	<2.5	<2.5	<2.5
MW9C	04/10/01	14.19	7.88	6.31	NLPH	<250	35,000	---	<2.5	<2.5	<2.5	<2.5
MW9C	07/12/01	14.19	---	---	NLPH	<250	32,000	---	<2.5	<2.5	<2.5	<2.5
MW9C	08/17/01 c	14.19	6.60	7.59	---	---	---	---	---	---	---	---
MW9C	10/11/01	14.19	6.67	7.52	NLPH	<250	53,000	---	<2.5	<2.5	<2.5	<2.5
MW9C	11/01/01	14.16	Well surveyed in compliance with AB2886 requirements.									<2.5
MW9C	01/11/02	14.16	5.29	8.87	NLPH	2,470e	90,000e	---	0.90e	<0.50	<0.50	<0.50
MW9C	04/12/02	14.16	6.14	8.02	NLPH	70,400	66,800	---	<5.00	<5.00	<5.00	<5.00
MW9C	07/12/02	14.16	6.54	7.62	NLPH	50,900	58,300	---	<500	<500	<500	<500
MW9C	10/11/02	14.16	6.73	7.43	NLPH	52,100	58,800	76,000	<10.0	<10.0	<10.0	<10.0
MW9C	01/10/03	14.16	5.21	8.95	NLPH	40,600	55,500	---	<0.5	<0.5	<0.5	<0.5
MW9C	04/09/03	14.16	6.08	8.08	NLPH	24,700	29,600	---	<5.00	<5.0	<5.0	<5.0
MW9C	07/22/03	14.16	6.47	7.69	NLPH	13,800	13,100	---	1.40	<0.5	<0.5	<0.5
MW9C	10/01/03	14.16	6.62	7.54	NLPH	9,100	---	38,400	0.70	<0.5	<0.5	<0.5
MW9C	01/06/04	14.16	4.86	9.30	NLPH	4,160	---	5,020	0.70	<0.5	<0.5	<0.5

TABLE 1A
CUMULATIVE GROUNDWATER MONITORING AND SAMPLING DATA
Former Exxon Service Station 7-0238
2200 East 12th Street
Oakland, California
(Page 5 of 13)

Well ID	Sampling Date	TOC (feet)	DTW (feet)	GW Elev. (feet)	SUBJ	TPHg (µg/L)	MTBE 8021B (µg/L)	MTBE 8260B (µg/L)	B (µg/L)	T (µg/L)	E (µg/L)	X (µg/L)
MW9C	06/07/04	14.16	7.35	6.81	NLPH	4,480	---	3,420	<0.50	<0.5	<0.5	<0.5
MW9C	08/30/04	14.16	h	h	h	1,950h	---	1,950h	<0.50h	<0.5h	<0.5h	<0.5h
MW9C	12/13/04	14.16	5.03	9.13	NLPH	610	---	705	<0.50	<0.5	<0.5	<0.5
MW9C	03/14/05	14.16	5.63	8.53	NLPH	906	---	1,110	<0.50	<0.5	<0.5	<0.5
MW9C	06/08/05	14.16	12.75	1.41	NLPH	854	---	1,100	<0.50	<0.5	<0.5	<0.5
MW9C	09/01/05	14.16	6.95	7.21	NLPH	361	---	409	<0.50	<0.50	<0.50	<0.50
MW9C	12/09/05	14.16	7.54	6.62	NLPH	217	---	171	<0.50	<0.50	<0.50	<0.50
MW9C	12/30/05	14.16	4.21	9.95	NLPH	---	---	---	---	---	---	---
MW9C	03/07/06	14.16	12.48	1.68	NLPH	320	---	480	<2.0	<2.0	<2.0	<2.0
MW9C	06/26/06	14.16	6.36	7.80	NLPH	350	---	300	<2.0	<2.0	<2.0	<2.0
MW9C	09/25/06	14.16	6.71	7.45	NLPH	136	---	234	<0.50	<0.50	<0.50	<0.50
MW9C	12/15/06	14.16	12.21	1.95	NLPH	190k	---	260	<1.0	<1.0	<1.0	<1.0
MW9C	03/29/07	14.16	12.30	1.86	NLPH	483	---	396	<0.50	<0.50	<0.50	<0.50
MW9D	10/24/88	---	---	---	---	---	---	---	<0.5	<1.0	<2.0	<1.0
MW9D	10/13/89	101.46 l	---	---	---	---	---	---	<0.5	<0.5	<0.5	<3.0
MW9D	10/19/90	101.46 l	---	---	---	<50	---	---	<0.5	<0.5	<0.5	<0.5
MW9D	02/05/92	101.46 l	7.78	93.68	---	<50	---	---	<0.5	<0.5	<0.5	<0.5
MW9D	05/05/92	101.46 l	7.90	93.56	---	<50	---	---	<0.5	<0.5	<0.5	<0.5
MW9D	09/14/92	101.46 l	8.45	93.01	---	<50	---	---	<0.5	<0.5	<0.5	<0.5
MW9D	11/16/92	101.46 l	8.10	93.36	---	<50	---	---	<0.5	<0.5	<0.5	<0.5
MW9D	02/03/93	101.46 l	7.07	94.39	---	<50	---	---	<0.5	<0.5	<0.5	<0.5
MW9D	05/18/93	101.46 l	7.85	93.61	---	<50	---	---	<0.5	<0.5	<0.5	<0.5
MW9D	08/26/93	101.46 l	8.30	93.16	---	<50	---	---	<0.5	<0.5	<0.5	<0.5
MW9D	11/04/93	101.46 l	8.33	93.13	---	<50	---	---	<0.5	<0.5	<0.5	<0.5
MW9D	02/04/94	101.46 l	7.66	93.80	---	<50	---	---	<0.5	<0.5	<0.5	<0.5
MW9D	05/31/94	101.46 l	6.80	94.66	---	---	---	---	<0.5	<0.5	<0.5	<0.5
MW9D	10/26/94	12.90	8.34	4.56	---	---	---	---	<0.5	<0.5	<0.5	<0.5
MW9D	05/15/95	12.90	7.22	5.68	---	---	---	---	<0.5	<0.5	<0.5	<0.5
MW9D	11/02/95	12.90	8.31	4.59	---	---	---	---	<0.5	<0.5	<0.5	<0.5
MW9D	04/26/96	12.90	7.58	5.32	---	---	---	---	<0.5	<0.5	<0.5	<0.5
MW9D	08/22/96	12.90	8.12	4.78	---	---	---	---	<0.5	<0.5	<0.5	<0.5
MW9D	03/16/98	12.90	6.94	5.96	NLPH	<50	10	---	<0.5	<0.5	<0.5	<0.5
MW9D	04/21/98	12.90	7.22	5.68	NLPH	<50	12	---	<0.5	<0.5	<0.5	<0.5
MW9D	07/22/98	15.98	7.85	8.13	NLPH	<50	13	---	<0.5	<0.5	<0.5	<0.5
MW9D	12/22/98	15.98	7.58	8.40	NLPH	<50	12	---	<0.5	<0.5	<0.5	<0.5
MW9D	02/26/99	15.98	6.42	9.56	NLPH	<50	310	---	<0.5	<0.5	<0.5	<0.5
MW9D	05/18/99	15.98	6.55	9.43	NLPH	<2,500	13,500	---	<25	<25	<25	<25
MW9D	08/03/99	15.98	8.34	7.64	NLPH	<50	<2.5	---	<0.5	<0.5	<0.5	<0.5
MW9D	12/03/99	15.98	7.56	8.42	NLPH	<50	<2	---	<0.5	<0.5	<0.5	<0.5
MW9D	02/29/00	15.98	4.82	11.16	NLPH	<50	2.5	---	<0.5	<0.5	<0.5	<0.5
MW9D	05/18/00	15.98	7.40	8.58	NLPH	<50	6.2	---	<0.5	<0.5	<0.5	<0.5

TABLE 1A
CUMULATIVE GROUNDWATER MONITORING AND SAMPLING DATA
Former Exxon Service Station 7-0238
2200 East 12th Street
Oakland, California
(Page 6 of 13)

Well ID	Sampling Date	TOC (feet)	DTW (feet)	GW Elev. (feet)	SUBJ	TPHg (µg/L)	MTBE 8021B (µg/L)	MTBE 8260B (µg/L)	B (µg/L)	T (µg/L)	E (µg/L)	X (µg/L)
MW9D	07/24/00	15.98	7.91	8.07	NLPH	<50	14	---	<0.5	<0.5	0.85	0.74
MW9D	10/09/00	15.98	8.02	7.96	NLPH	<50	14	---	<0.5	<0.5	<0.5	<0.5
MW9D	01/10/01	15.98	7.26	8.72	NLPH	<50	18	---	<0.5	<0.5	<0.5	<0.5
MW9D	04/10/01	15.98	7.32	8.66	NLPH	<50	14	---	<0.5	<0.5	<0.5	<0.5
MW9D	07/12/01	15.98	--	--	NLPH	<50	22	---	<0.5	<0.5	<0.5	<0.5
MW9D	08/17/01 d	15.98	---	---	---	---	---	---	<0.5	<0.5	<0.5	<0.5
MW9D	10/11/01	15.98	8.16	7.82	NLPH	<50	24	---	---	---	---	---
MW9D	11/01/01	15.97	Well surveyed in compliance with AB2886 requirements.				---	---	<0.5	<0.5	<0.5	<0.5
MW9D	01/11/02	15.97	6.64	9.33	NLPH	352e	2.0e	---	<0.50	<0.50	<0.50	<0.50
MW9D	04/12/02	15.97	7.58	8.39	NLPH	191	192	---	<0.50	<0.50	<0.50	<0.50
MW9D	07/12/02	15.97	8.01	7.96	NLPH	108	124	---	<0.5	<0.5	<0.5	<0.5
MW9D	10/11/02	15.97	8.13	7.84	NLPH	187	243	---	<0.5	<0.5	<0.5	<0.5
MW9D	01/10/03	15.97	5.98	9.99	NLPH	386	132	---	4.1	<0.5	<0.5	<0.5
MW9D	04/09/03	15.97	7.53	8.44	NLPH	468	292	---	3.80	<0.5	<0.5	<0.5
MW9D	07/22/03	15.97	7.87	8.10	NLPH	446	339	---	0.70	<0.5	<0.5	<0.5
MW9D	10/01/03	15.97	8.04	7.93	NLPH	402	---	362	<0.50	<0.5	<0.5	<0.5
MW9D	01/06/04	15.97	6.31	9.66	NLPH	72.2	---	80.9	<0.50	<0.5	<0.5	<0.5
MW9D	06/07/04	15.97	8.17	7.80	NLPH	237	---	353	<0.50	<0.5	<0.5	<0.5
MW9D	08/30/04 d	15.97	---	---	---	---	---	---	<0.50	<0.5	<0.5	<0.5
MW9D	12/13/04	15.97	5.39	10.58	NLPH	379	---	---	---	---	---	---
MW9D	03/14/05	15.97	6.93	9.04	NLPH	<50.0	---	353	4.80	0.7	<0.5	0.9
MW9D	06/08/05	15.97	8.83	7.14	NLPH	<50.0	---	13.8	<0.50	<0.5	<0.5	<0.5
MW9D	09/01/05	15.97	7.99	7.98	NLPH	64.3	---	57.2	<0.50	<0.5	<0.5	<0.5
MW9D	12/09/05	15.97	7.96	8.01	NLPH	56.3	---	51.8	<0.50	<0.50	<0.50	<0.50
MW9D	12/30/05 d	15.97	---	---	---	---	---	33.0	<0.50	<0.50	<0.50	<0.50
MW9D	03/07/06	15.97	6.19	9.78	NLPH	<50	---	---	---	---	---	---
MW9D	06/26/06	15.97	7.68	8.29	NLPH	<50	---	9.3	<0.50	<0.50	<0.50	<0.50
MW9D	09/25/06	15.97	8.00	7.97	NLPH	<50.0	---	9.7	<0.50	<0.50	<0.50	<0.50
MW9D	12/15/06	15.97	6.91	9.06	NLPH	<50	---	13.8	<0.50	<0.50	<0.50	<0.50
MW9D	03/29/07	15.97	8.53	7.44	NLPH	<50	---	6.91	<0.50	<0.50	<0.50	<0.50
MW9E	10/24/88	---	---	---	---	---	---	---	1.3	<1.0	<2.0	<1.0
MW9E	10/13/89	---	---	---	---	---	---	---	15	<0.5	2.1	<3.0
MW9E	10/19/90	---	---	---	---	<50	---	---	4.0	<0.5	0.9	<0.5
MW9E	10/01/90	Well destroyed.										
MW9F	12/06/88	---	---	---	---	---	---	---	<0.5	<1.0	<2.0	<1.0
MW9F	10/13/89	---	---	---	---	---	---	---	<0.5	<0.5	<0.5	<3.0
MW9F	10/19/90	---	---	---	---	<50	---	---	<0.5	<0.5	<0.5	<0.5
MW9F	02/05/92	96.96 l	5.81	91.15	---	<50	---	---	<0.5	<0.5	<0.5	<0.5
MW9F	05/05/92	96.96 l	5.86	91.10	---	<50	---	---	<0.5	<0.5	<0.5	<0.5
MW9F	09/14/92	96.96 l	---	---	---	---	---	---	<0.5	<0.5	<0.5	<0.5
MW9F	11/16/92	96.96 l	5.82	91.14	---	<50	---	---	<0.5	<0.5	<0.5	<0.5

TABLE 1A
CUMULATIVE GROUNDWATER MONITORING AND SAMPLING DATA
Former Exxon Service Station 7-0238
2200 East 12th Street
Oakland, California
(Page 7 of 13)

Well ID	Sampling Date	TOC (feet)	DTW (feet)	GW Elev. (feet)	SUBJ	TPHg (µg/L)	MTBE 8021B (µg/L)	MTBE 8260B (µg/L)	B (µg/L)	T (µg/L)	E (µg/L)	X (µg/L)
MW9F	02/03/93	96.96 l	5.55	91.41	---	<50	---	---	<0.5	<0.5	<0.5	<0.5
MW9F	05/18/93	96.96 l	5.86	91.10	---	---	---	---	---	---	---	---
MW9F	05/19/93	96.96 l	---	---	---	<50	---	---	<0.5	---	1.2	6.8
MW9F	08/26/93	96.96 l	5.86	91.10	---	<50	---	---	<0.5	<0.5	<0.5	<0.5
MW9F	11/04/93	96.96 l	5.96	91.00	---	<50	---	---	<0.5	<0.5	<0.5	<0.5
MW9F	02/04/94	96.96 l	5.68	91.28	---	<50	---	---	<0.5	<0.5	<0.5	<0.5
MW9F	05/31/94	96.96 l	5.76	91.20	---	---	---	---	<0.5	<0.5	<0.5	<0.5
MW9F	10/26/94	8.37	5.96	2.41	---	---	---	---	<0.5	<0.5	<0.5	<0.5
MW9F	05/15/95	8.37	5.52	2.85	---	---	---	---	<0.5	<0.5	<0.5	<0.5
MW9F	11/02/95	8.37	6.60	1.77	---	---	---	---	<0.5	<0.5	<0.5	<0.5
MW9F	04/26/96	8.37	6.50	1.87	NLPH	<50	57	---	<0.5	<0.5	<0.5	<0.5
MW9F	08/22/96	8.37	5.74	2.63	NLPH	<50	5.8	---	<0.5	<0.5	<0.5	<0.5
MW9F	02/24/97	8.37	---	---	NLPH	<50	<30	---	<0.5	<0.5	<0.5	<0.5
MW9F	03/16/98	8.37	---	---	NLPH	---	---	---	---	---	---	---
MW9F	04/21/98	8.37	---	---	---	---	---	---	---	---	---	---
MW9F	07/22/98	11.38	---	---	---	---	---	---	---	---	---	---
MW9F	12/22/98	11.38	5.47	5.91	NLPH	<50	81	---	<0.5	<0.5	<0.5	<0.5
MW9F	02/26/99	11.38	5.35	6.03	NLPH	<50	<2.5	---	<0.5	<0.5	<0.5	<0.5
MW9F	05/18/99	11.38	5.62	5.76	NLPH	<50	61.6	---	<0.5	<0.5	<0.5	<0.5
MW9F	08/03/99	11.38	6.32	5.06	NLPH	<50	3.10	---	<0.5	<0.5	<0.5	<0.5
MW9F	12/03/99	11.38	5.59	5.79	NLPH	<50	<2	---	<0.5	<0.5	0.71	<0.5
MW9F	02/29/00	11.38	4.70	6.68	NLPH	<50	52	---	<0.5	<0.5	<0.5	<0.5
MW9F	05/18/00	11.38	5.37	6.01	NLPH	<50	65	---	<0.5	<0.5	<0.5	<0.5
MW9F	07/24/00	11.38	5.65	5.73	NLPH	<50	170	---	<0.5	<0.5	<0.5	<0.5
MW9F	10/09/00	11.38	5.71	5.67	NLPH	<50	170	---	<0.5	<0.5	<0.5	<0.5
MW9F	01/10/01	11.38	4.30	7.08	NLPH	<50	140	---	<0.5	<0.5	<0.5	<0.5
MW9F	04/10/01	11.38	5.20	6.18	NLPH	<50	50	---	<0.5	<0.5	<0.5	<0.5
MW9F	07/12/01	11.38	---	---	NLPH	<50	190	---	<0.5	<0.5	<0.5	<0.5
MW9F	08/17/01 d	11.38	---	---	---	---	---	---	---	---	---	---
MW9F	10/11/01	11.38	5.82	5.56	NLPH	<50	260	---	<0.5	<0.5	<0.5	<0.5
MW9F	11/01/01	11.38	Well surveyed in compliance with AB2886 requirements.									
MW9F	01/11/02	11.38	5.12	6.26	NLPH	<100	67.0e	---	<1.00	<1.00	<1.00	<1.00
MW9F	04/12/02	11.38	5.50	5.88	NLPH	55.9	58.6	---	<0.50	<0.50	<0.50	<0.50
MW9F	07/12/02	11.38	5.65	5.73	NLPH	102	121	---	<0.5	<0.5	<0.5	<0.5
MW9F	10/11/02	11.38	5.67	5.71	NLPH	99.9	128	138	<0.5	<0.5	<0.5	<0.5
MW9F	01/10/03	11.38	5.09	6.29	NLPH	<50.0	45.5	---	<0.5	<0.5	<0.5	<0.5
MW9F	04/09/03	11.38	5.39	5.99	NLPH	<50.0	50.8	---	<0.50	<0.5	<0.5	<0.5
MW9F	07/22/03	11.38	5.52	5.86	NLPH	82.3	64.0	---	<0.50	<0.5	<0.5	<0.5
MW9F	10/01/03	11.38	5.59	5.79	NLPH	67.0	---	56.4	<0.50	<0.5	<0.5	<0.5
MW9F	01/06/04	11.38	5.21	6.17	NLPH	<50.0	---	36.7	<0.50	<0.5	<0.5	<0.5
MW9F	06/07/04	11.38	6.03	5.35	NLPH	<50.0	---	20.5	<0.50	<0.5	<0.5	<0.5
MW9F	08/30/04	11.38	h	h	h	<50.0h	---	14.0h	<0.50h	<0.5h	<0.5h	<0.5h

TABLE 1A
CUMULATIVE GROUNDWATER MONITORING AND SAMPLING DATA
Former Exxon Service Station 7-0238
2200 East 12th Street
Oakland, California
(Page 8 of 13)

Well ID	Sampling Date	TOC (feet)	DTW (feet)	GW Elev. (feet)	SUBJ	TPHg (µg/L)	MTBE 8021B (µg/L)	MTBE 8260B (µg/L)	B (µg/L)	T (µg/L)	E (µg/L)	X (µg/L)
MW9F	12/13/04	11.38	4.80	6.58	NLPH	<50.0	--	13.4	<0.50	<0.5	<0.5	<0.5
MW9F	03/14/05	11.38	5.10	6.28	NLPH	<50.0	--	4.20	<0.50	<0.5	<0.5	<0.5
MW9F	06/08/05	11.38	5.38	6.00	NLPH	<50.0	--	8.70	<0.50	<0.5	<0.5	<0.5
MW9F	09/01/05	11.38	5.53	5.85	NLPH	<50.0	--	19.6	<0.50	<0.50	<0.50	<0.50
MW9F	12/09/05 j	11.38	--	--	--	--	--	--	--	--	--	--
MW9F	12/30/05	11.38	4.81	6.57	NLPH	<50.0	--	7.01	<0.50	<0.50	<0.50	<0.50
MW9F	03/07/06 j	11.38	--	--	--	--	--	--	--	--	--	--
MW9F	06/26/06 j	11.38	--	--	--	--	--	--	--	--	--	--
MW9F	09/25/06	11.38	5.56	5.82	NLPH	<50.0	--	6.52	<0.50	<0.50	<0.50	<0.50
MW9F	12/15/06	11.38	5.10	6.28	NLPH	<50	--	7.2	<0.50	<0.50	<0.50	<0.50
MW9F	03/29/07 j	11.38	--	--	--	--	--	--	--	--	--	--
MW9G	12/06/88	--	--	--	--	--	--	--	0.8	<1.0	<2.0	<1.0
MW9G	10/13/89	--	--	--	--	--	--	--	<0.5	<0.5	<0.5	<3.0
MW9G	10/19/90	--	--	--	--	<50	--	--	<0.5	<0.5	<0.5	<0.5
MW9G	02/05/92	98.51	5.59	92.92	--	<50	--	--	<0.5	<0.5	<0.5	<0.5
MW9G	05/05/92	98.51	5.60	92.91	--	<50	--	--	1.5	3.8	1	4.7
MW9G	09/14/92	98.51	--	--	--	--	--	--	--	--	--	--
MW9G	11/16/92	98.51	5.78	92.73	--	<50	--	--	<0.5	<0.5	<0.5	<0.5
MW9G	02/03/93	98.51	5.05	93.46	--	64	--	--	<0.5	<0.5	<0.5	<0.5
MW9G	05/18/93	98.51	5.62	92.89	--	<50	--	--	<0.5	<0.5	<0.5	<0.5
MW9G	08/26/93	98.51	5.86	92.65	--	<50	--	--	<0.5	<0.5	<0.5	<0.5
MW9G	11/04/93	98.51	5.96	92.55	--	<50	--	--	<0.5	<0.5	<0.5	<0.5
MW9G	02/04/94	98.51	5.48	93.03	--	<50	--	--	<0.5	<0.5	<0.5	<0.5
MW9G	05/31/94	98.51	5.50	93.01	--	--	--	--	<0.5	<0.5	<0.5	<0.5
MW9G	10/26/94	9.95	5.76	4.19	--	--	--	--	--	--	--	--
MW9G	05/15/95	9.95	4.88	5.07	--	--	--	--	--	--	--	--
MW9G	11/02/95	9.95	5.92	4.03	NLPH	<50	<10	--	<0.5	<0.5	<0.5	<0.5
MW9G	04/26/96	9.95	5.28	4.67	NLPH	<50	18	--	<0.5	<0.5	<0.5	<0.5
MW9G	08/22/96	9.95	5.57	4.38	NLPH	<50	18	--	<0.5	<0.5	<0.5	<0.5
MW9G	02/24/97	9.95	5.30	4.65	NLPH	<50	240	--	<0.5	0.57	<0.5	0.62
MW9G	03/16/98	9.95	--	--	--	--	--	--	--	--	--	--
MW9G	04/21/98	9.95	--	--	--	--	--	--	--	--	--	--
MW9G	07/22/98	12.99	--	--	--	--	--	--	--	--	--	--
MW9G	12/22/98	12.99	5.28	7.71	NLPH	<50	1,100	--	<0.5	<0.5	<0.5	<0.5
MW9G	02/26/99	12.99	5.31	7.68	NLPH	<50	50	--	<0.5	<0.5	<0.5	<0.5
MW9G	05/18/99	12.99	5.18	7.81	NLPH	<1,000	3,990	--	<10	<10	<10	<10
MW9G	08/03/99	12.99	6.00	6.99	NLPH	<50	1,340	--	<0.5	<0.5	<0.5	<0.5
MW9G	12/03/99	12.99	5.27	7.72	NLPH	<50	<2	--	<0.5	<0.5	<0.5	0.55 b
MW9G	02/29/00	12.99	4.60	8.39	NLPH	<50	7,900	--	<0.5	<0.5	<0.5	<0.5
MW9G	05/18/00	12.99	5.16	7.83	NLPH	<50	2,400	--	<0.5	<0.5	<0.5	<0.5
MW9G	07/24/00	12.99	5.20	7.79	NLPH	<50	1,000	--	<0.5	<0.5	<0.5	<0.5

TABLE 1A
CUMULATIVE GROUNDWATER MONITORING AND SAMPLING DATA
Former Exxon Service Station 7-0238
2200 East 12th Street
Oakland, California
(Page 9 of 13)

Well ID	Sampling Date	TOC (feet)	DTW (feet)	GW Elev. (feet)	SUBJ	TPHg (µg/L)	MTBE 8021B (µg/L)	MTBE 8260B (µg/L)	B (µg/L)	T (µg/L)	E (µg/L)	X (µg/L)
MW9G	10/09/00	12.99	5.26	7.73	NLPH	<50	180	---	<0.5	<0.5	<0.5	<0.5
MW9G	01/10/01	12.99	5.18	7.81	NLPH	<50	1,200	---	<0.5	<0.5	<0.5	<0.5
MW9G	04/10/01	12.99	5.08	7.91	NLPH	<50	9,100	---	<0.5	<0.5	<0.5	<0.5
MW9G	07/12/01	12.99	--	--	NLPH	<50	3,000	---	<0.5	<0.5	<0.5	<0.5
MW9G	08/17/01 d	12.99	---	---	---	---	---	---	<0.5	<0.5	<0.5	<0.5
MW9G	10/11/01	12.99	5.48	7.51	NLPH	<50	1,600	---	<0.5	<0.5	<0.5	<0.5
MW9G	11/01/01	12.98	Well surveyed in compliance with AB2886 requirements.				---	---	<0.5	<0.5	<0.5	<0.5
MW9G	01/11/02	12.98	4.97	8.01	NLPH	419e	945e	---	<0.50	<0.50	<0.50	<0.50
MW9G	04/12/02	12.98	5.12	7.86	NLPH	10,700	11,000	---	<0.50	<0.50	<0.50	<0.50
MW9G	07/12/02	12.98	5.31	7.67	NLPH	2,310	3,140	---	<0.5	<0.5	<0.5	<0.5
MW9G	10/11/02	12.98	5.39	7.59	NLPH	1,630	2,040	2,090	<0.5	<0.5	<0.5	<0.5
MW9G	01/10/03	12.98	4.90	8.08	NLPH	367	566	---	<0.5	<0.5	<0.5	<0.5
MW9G	04/09/03	12.98	5.15	7.83	NLPH	3,730	3,990	---	<0.50	<0.5	<0.5	<0.5
MW9G	07/22/03	12.98	5.30	7.68	NLPH	1,070	968	---	<0.50	<0.5	<0.5	<0.5
MW9G	10/01/03	12.98	5.41	7.57	NLPH	1,300	---	1,570	<0.50	<0.5	<0.5	<0.5
MW9G	01/06/04	12.98	4.92	8.06	NLPH	568	---	918	<0.50	<0.5	<0.5	<0.5
MW9G	06/07/04	12.98	5.49	7.49	NLPH	457	---	324	<0.50	<0.5	<0.5	<0.5
MW9G	08/30/04	12.98	h	h	h	428h	---	369h	<0.50h	<0.5h	<0.5h	<0.5h
MW9G	12/13/04	12.98	5.01	7.97	NLPH	1,030	---	1,030	<0.50	<0.5	<0.5	<0.5
MW9G	03/14/05	12.98	4.98	8.00	NLPH	395	---	451	<0.50	<0.5	<0.5	<0.5
MW9G	06/08/05	12.98	5.54	7.44	NLPH	333	---	404	<0.50	<0.5	<0.5	<0.5
MW9G	09/01/05	12.98	6.35	6.63	NLPH	218	---	308	<0.50	<0.50	<0.50	<0.5
MW9G	12/09/05 j	12.98	---	---	---	---	---	---	---	---	---	---
MW9G	12/30/05	12.98	4.83	8.15	NLPH	75.3	---	69.9	<0.50	<0.50	<0.50	<0.50
MW9G	03/07/06 j	12.98	---	---	---	---	---	---	---	---	---	---
MW9G	06/26/06 j	12.98	---	---	---	---	---	---	---	---	---	---
MW9G	09/25/06	12.98	8.41	4.57	NLPH	94.5	---	180	<0.50	<0.50	<0.50	<0.50
MW9G	12/15/06	12.98	5.30	7.68	NLPH	50k	---	52	<0.50	<0.50	<0.50	<0.50
MW9G	03/29/07 j	12.98	---	---	---	---	---	---	---	---	---	---
MW9H	12/06/88	---	---	---	---	---	---	---	<0.5	<1.0	<2.0	<1.0
MW9H	10/13/89	---	---	---	---	---	---	---	<0.5	<0.5	<0.5	<3.0
MW9H	10/19/90	---	---	---	---	<50	---	---	<0.5	<0.5	<0.5	<0.5
MW9H	02/05/92	97.14 l	7.70	89.44	---	<50	---	---	<0.5	<0.5	<0.5	<0.5
MW9H	05/05/92	97.14 l	8.12	89.02	---	<50	---	---	<0.5	<0.5	<0.5	<0.5
MW9H	09/14/92	97.14 l	---	---	---	---	---	---	---	---	---	---
MW9H	11/16/92	97.14 l	---	---	---	---	---	---	---	---	---	---
MW9H	02/03/93	97.14 l	7.72	89.42	---	280	---	---	<0.5	<0.5	<0.5	<0.5
MW9H	05/18/93	97.14 l	8.12	89.02	---	<50	---	---	<0.5	<0.5	1.1	6.4
MW9H	08/26/93	97.14 l	8.14	89.00	---	<50	---	---	0.8	<0.5	<0.5	<0.5
MW9H	11/04/93	97.14 l	8.15	88.99	---	<50	---	---	<0.5	<0.5	<0.5	<0.5
MW9H	02/04/94	97.14 l	7.98	89.16	---	<50	---	---	<0.5	<0.5	<0.5	<0.5

TABLE 1A
CUMULATIVE GROUNDWATER MONITORING AND SAMPLING DATA
Former Exxon Service Station 7-0238
2200 East 12th Street
Oakland, California
(Page 10 of 13)

Well ID	Sampling Date	TOC (feet)	DTW (feet)	GW Elev. (feet)	SUBJ	TPHg (µg/L)	MTBE 8021B (µg/L)	MTBE 8260B (µg/L)	B (µg/L)	T (µg/L)	E (µg/L)	X (µg/L)
MW9H	05/31/94	97.14	8.80	88.34	---	<50	---	---	0.92	1.1	<0.5	0.86
MW9H	10/26/94	8.58	8.12	0.46	---	<50	---	---	<0.5	<0.5	<0.5	<0.5
MW9H	05/15/95	8.58	7.88	0.70	---	<50	---	---	<0.5	<0.5	<0.5	<0.5
MW9H	11/02/95	8.58	8.40	0.18	NLPH	<50	<10	---	<0.5	<0.5	<0.5	<0.5
MW9H	04/26/96	8.58	8.05	0.53	NLPH	---	---	---	<0.5	<0.5	<0.5	<0.5
MW9H	08/22/96	8.58	8.17	0.41	NLPH	---	---	---	---	---	---	---
MW9H	02/24/97	8.58	---	---	---	---	---	---	---	---	---	---
MW9H	03/16/98	8.58	---	---	---	---	---	---	---	---	---	---
MW9H	04/21/98	8.58	---	---	---	---	---	---	---	---	---	---
MW9H	07/22/98	11.61	---	---	---	---	---	---	---	---	---	---
MW9H	12/22/98	11.61	7.81	3.80	NLPH	<50	<2.5	---	<0.5	<0.5	<0.5	<0.5
MW9H	02/26/99	11.61	7.61	4.00	NLPH	<50	<2.5	---	<0.5	<0.5	<0.5	<0.5
MW9H	05/18/99	11.61	8.00	3.61	NLPH	<50	3.98	---	<0.5	<0.5	<0.5	<0.5
MW9H	08/03/99	11.61	6.05	5.56	NLPH	<50	<2.5	---	<0.5	<0.5	<0.5	<0.5
MW9H	12/03/99	11.61	5.32	6.29	NLPH	<50	<2	---	<0.5	<0.5	<0.5	<0.5
MW9H	02/29/00	11.61	7.10	4.51	NLPH	<50	<2	---	<0.5	<0.5	<0.5	0.57 b
MW9H	05/18/00	11.61	7.84	3.77	NLPH	<50	9.7	---	<0.5	<0.5	<0.5	<0.5
MW9H	07/24/00	11.61	7.94	3.67	NLPH	<50	17	---	<0.5	<0.5	<0.5	<0.5
MW9H	10/09/00	11.61	8.09	3.52	NLPH	<50	13	---	<0.5	<0.5	<0.5	<0.5
MW9H	01/10/01	11.61	7.89	3.72	NLPH	<50	11	---	<0.5	<0.5	<0.5	1.1
MW9H	04/10/01	11.61	8.71	2.90	NLPH	<50	44	---	<0.5	<0.5	<0.5	0.5
MW9H	07/12/01	11.61	---	---	NLPH	<50	28	---	<0.5	0.78	0.52	2.36
MW9H	08/17/01 d	11.61	---	---	---	---	---	---	<0.5	<0.5	<0.5	<0.5
MW9H	10/11/01	11.61	8.15	3.46	NLPH	<50	30	---	<0.5	<0.5	<0.5	<0.5
MW9H	11/01/01	11.59	Well surveyed in compliance with AB2886 requirements.									
MW9H	01/11/02	11.59	7.48	4.11	NLPH	<50.0	20.5e	---	<0.50	<0.50	<0.50	<0.50
MW9H	04/12/02	11.59	7.68	3.91	NLPH	<50.0	32.8	---	<0.50	<0.50	<0.50	<0.50
MW9H	07/12/02	11.59	8.06	3.53	NLPH	<50.0	34.6	---	<0.5	<0.5	<0.5	<0.5
MW9H	10/11/02	11.59	7.83	3.76	NLPH	<50.0	33.1	28.7	<0.5	<0.5	<0.5	<0.5
MW9H	01/10/03	11.59	7.39	4.20	NLPH	<50.0	16.0	---	0.5	0.8	0.6	1.8
MW9H	04/09/03	11.59	7.69	3.90	NLPH	<50.0	26.8	---	<0.50	<0.5	<0.5	<0.5
MW9H	07/22/03	11.59	7.94	3.65	NLPH	55.3	34.7	---	<0.50	<0.5	<0.5	<0.5
MW9H	10/01/03	11.59	7.93	3.66	NLPH	<50.0	---	32.3	<0.50	<0.5	<0.5	<0.5
MW9H	01/06/04	11.59	7.27	4.32	NLPH	<50.0	---	10	<0.50	<0.5	<0.5	0.9
MW9H	06/07/04	11.59	7.99	3.60	NLPH	50.6	---	71.7	<0.50	<0.5	<0.5	<0.5
MW9H	08/30/04	11.59	h	h	h	64.2h	---	51.0h	<0.50h	<0.5h	<0.5h	<0.5h
MW9H	12/13/04	11.59	7.22	4.37	NLPH	<50.0	---	14.0	<0.50	<0.5	0.5	1.2
MW9H	03/14/05	11.59	6.96	4.63	NLPH	<50.0	---	27.4	<0.50	<0.5	<0.5	<0.5
MW9H	06/08/05	11.59	7.53	4.06	NLPH	52.6	---	68.8	<0.50	<0.5	<0.5	<0.5
MW9H	09/01/05	11.59	7.82	3.77	NLPH	140	---	71.6	<0.50	<0.50	<0.50	<0.50
MW9H	12/09/05 j	---	---	---	---	---	---	---	---	---	---	---
MW9H	12/30/05	11.59	7.27	4.32	NLPH	<50.0	---	13.7	<0.50	<0.50	<0.50	<0.50

TABLE 1A
CUMULATIVE GROUNDWATER MONITORING AND SAMPLING DATA
Former Exxon Service Station 7-0238
2200 East 12th Street
Oakland, California
(Page 11 of 13)

Well ID	Sampling Date	TOC (feet)	DTW (feet)	GW Elev. (feet)	SUBJ	TPHg (µg/L)	MTBE 8021B (µg/L)	MTBE 8260B (µg/L)	B (µg/L)	T (µg/L)	E (µg/L)	X (µg/L)
MW9H	03/07/06 j	11.59	---	---	---	---	---	---	---	---	---	---
MW9H	06/26/06 j	11.59	---	---	---	---	---	---	---	---	---	---
MW9H	09/25/06	11.59	7.96	3.63	NLPH	59.5	---	71.0	<0.50	<0.50	<0.50	<0.50
MW9H	12/15/06	11.59	7.42	4.17	NLPH	57	---	21	<0.50	<0.50	<0.50	<0.50
MW9H	03/29/07 j	11.59	---	---	---	---	---	---	---	---	---	---
MW9I	11/15/90	---	---	---	---	55	---	---	4.0	1.1	1.2	2.2
MW9I	02/05/92	98.66 l	5.56	93.10	---	<50	---	---	<0.5	<0.5	<0.5	<0.5
MW9I	05/05/92	98.66 l	5.60	93.06	---	<50	---	---	0.9	<0.5	<0.5	0.7
MW9I	09/14/92	98.66 l	6.12	92.54	---	<50	---	---	<0.5	<0.5	<0.5	<0.5
MW9I	11/16/92	98.66 l	5.82	92.84	---	<50	---	---	<0.5	<0.5	<0.5	<0.5
MW9I	02/03/93	98.66 l	4.92	93.74	---	240	---	---	<0.5	<0.5	<0.5	<0.5
MW9I	05/18/93	98.66 l	5.60	93.06	---	79	---	---	46	1.1	2.3	2.1
MW9I	08/26/93	98.66 l	5.91	92.75	---	<50	---	---	<0.5	<0.5	<0.5	<0.5
MW9I	11/04/93	98.66 l	6.03	92.63	---	<50	---	---	<0.5	<0.5	<0.5	<0.5
MW9I	02/04/94	98.66 l	5.37	93.29	---	<50	---	---	<0.5	<0.5	<0.5	<0.5
MW9I	05/31/94	98.66 l	5.46	93.20	---	240	---	---	<0.5	<0.5	<0.5	<0.5
MW9I	10/26/94	10.11	5.88	4.23	---	150	---	---	0.66	0.63	<0.5	1.4
MW9I	05/15/95	10.11	4.94	5.17	---	56	---	---	<0.5	<0.5	<0.5	<0.5
MW9I	11/02/95	10.11	6.04	4.07	NLPH	<50	<10	---	<0.5	0.82	<0.5	<0.5
MW9I	04/26/96	10.11	5.27	4.84	NLPH	<50	99	---	<0.5	<0.5	<0.5	<0.5
MW9I	08/22/96	10.11	5.66	4.45	NLPH	<50	170	---	<0.5	<0.5	<0.5	<0.5
MW9I	02/24/97	10.11	5.24	4.87	NLPH	120	9,100	---	<0.5	<0.5	<0.5	<0.5
MW9I	03/16/98	10.11	4.91	5.20	NLPH	<200	59,000	---	<0.5	<0.5	<0.5	<0.5
MW9I	04/21/98	10.11	5.08	5.03	NLPH	<500	59,000	---	13	<2.0	<2.0	<2.0
MW9I	07/22/98	13.14	5.44	7.70	NLPH	<500	62,000	---	<5.0	<5.0	<5.0	<5.0
MW9I	12/22/98	13.14	5.32	7.82	NLPH	200	51,000	---	<5.0	<5.0	<5.0	<5.0
MW9I	02/26/99	13.14	4.71	8.43	NLPH	<500	9,700	---	1.7	<0.5	<0.5	<0.5
MW9I	05/18/99	13.14	5.30	7.84	NLPH	<1,000	3,730	---	<5.0	<5.0	<5.0	<5.0
MW9I	08/03/99	13.14	5.98	7.16	NLPH	<50	21,900	---	<10	<10	<10	<10
MW9I	12/03/99	13.14	5.31	7.83	NLPH	<250	2,000	---	<0.5	0.650	<0.5	<0.5
MW9I	02/29/00	13.14	4.20	8.94	NLPH	50	16,000	---	3.9	2.9	<2.5	14
MW9I	05/18/00	13.14	5.12	8.02	NLPH	<50	2,900	---	0.74	<0.5	<0.5	<0.5
MW9I	07/24/00	13.14	5.41	7.73	NLPH	<250	43,000	---	<0.5	<0.5	<0.5	<0.5
MW9I	10/09/00	13.14	5.41	7.73	NLPH	<2,500	54,000	---	<2.5	<2.5	<2.5	<2.5
MW9I	01/10/01	13.14	5.24	7.90	NLPH	<250	36,000	---	1.6	<0.5	<0.5	<0.5
MW9I	04/10/01	13.14	4.84	8.30	NLPH	<50	4,800	---	<2.5	<2.5	<2.5	<2.5
MW9I	07/12/01	13.14	---	---	NLPH	<50	8,400	---	<0.5	<0.5	<0.5	<0.5
MW9I	08/17/01	13.14	6.49	6.65	---	---	---	---	<0.5	<0.5	<0.5	<0.5
MW9I	10/11/01	13.14	5.64	7.50	NLPH	<250	38,000	---	---	---	---	---
MW9I	11/01/01	13.13	Well surveyed in compliance with AB2886 requirements.				---	---	<2.5	<2.5	<2.5	<2.5
MW9I	01/11/02	13.13	4.80	8.33	NLPH	1,330e	5,400e	---	4.80e	<0.50	<0.50	<0.50

TABLE 1A
CUMULATIVE GROUNDWATER MONITORING AND SAMPLING DATA
Former Exxon Service Station 7-0238
2200 East 12th Street
Oakland, California
(Page 12 of 13)

Well ID	Sampling Date	TOC (feet)	DTW (feet)	GW Elev. (feet)	SUBJ	TPHg (µg/L)	MTBE 8021B (µg/L)	MTBE 8260B (µg/L)	B (µg/L)	T (µg/L)	E (µg/L)	X (µg/L)
MW9I	04/12/02	13.13	5.22	7.91	NLPH	1,460	1,480	---	<0.50	<0.50	<0.50	<0.50
MW9I	07/12/02	13.13	5.50	7.63	NLPH	4,460	6,490	---	<0.5	<0.5	<0.5	<0.5
MW9I	10/11/02	13.13	5.35	7.78	NLPH	31,300	37,700	51,000	<5.0	<5.0	<5.0	<5.0
MW9I	01/10/03	13.13	4.75	8.38	NLPH	4,820	6,180	---	9.4	0.7	1.1	1.3
MW9I	04/09/03	13.13	5.15	7.98	NLPH	2,130	1,510	---	22.3	1.9	1.5	1.5
MW9I	07/22/03	13.13	5.50	7.63	NLPH	2,330	2,540	---	1.60	<0.5	<0.5	<0.5
MW9I	10/01/03	13.13	5.65	7.48	NLPH	6,080	---	4,610	1.00	<0.5	<0.5	<0.5
MW9I	01/06/04	13.13	4.50	8.63	NLPH	175	---	61.3	0.90	<0.5	0.5	<0.5
MW9I	06/07/04	13.13	6.87	6.26	NLPH	4,620	---	3,410	<0.50	<0.5	<0.5	<0.5
MW9I	08/30/04	13.13	h	h	h	817h	---	847h	<0.50h	<0.5h	<0.5h	<0.5h
MW9I	12/13/04	13.13	4.47	8.66	NLPH	<50.0	---	14.4	<0.50	<0.5	<0.5	<0.5
MW9I	03/14/05	13.13	5.05	8.08	NLPH	96.7	---	44.9	<0.50	<0.5	<0.5	<0.5
MW9I	06/08/05	13.13	6.47	6.66	NLPH	1,230	---	321	<0.50	<0.5	<0.5	<0.5
MW9I	09/01/05	13.13	5.60	7.53	NLPH	170	---	62.3	1.22	0.77	<0.50	0.8
MW9I	12/09/05	13.13	6.82	6.31	NLPH	78.3	---	81.0	<0.50	0.58	<0.50	<0.50
MW9I	12/30/05	13.13	4.23	8.90	NLPH	---	---	---	---	---	---	---
MW9I	03/07/06	13.13	5.08	8.05	NLPH	<50	---	0.96	<0.50	<0.50	<0.50	<0.50
MW9I	06/26/06	13.13	5.30	7.83	NLPH	<50	---	3.7	<0.50	<0.50	<0.50	<0.50
MW9I	09/25/06	13.13	6.17	6.96	NLPH	50.9	---	24.0	<0.50	<0.50	<0.50	<0.50
MW9I	12/15/06	13.13	5.45	7.68	NLPH	<50	---	0.59	<0.50	<0.50	<0.50	<0.50
MW9I	03/29/07	13.13	6.35	6.78	NLPH	<50	---	1.15	<0.50	<0.50	<0.50	0.62

TABLE 1A
CUMULATIVE GROUNDWATER MONITORING AND SAMPLING DATA

Former Exxon Service Station 7-0238
2200 East 12th Street
Oakland, California
(Page 13 of 13)

Notes:	=	
SUBJ	=	Results of subjective evaluation.
NLPH	=	No liquid-phase hydrocarbons present in well.
TOC	=	Top of well casing elevation; datum is mean sea level.
DTW	=	Depth to water.
GW Elev.	=	Groundwater elevation; datum is mean sea level
TPHg	=	Total petroleum hydrocarbons as gasoline analyzed using EPA Method 8015B.
MTBE 8021B	=	Methyl tertiary butyl ether analyzed using EPA Method 8021B.
MTBE 8260B	=	Methyl tertiary butyl ether analyzed using EPA Method 8260B.
BTEX	=	Benzene, toluene, ethylbenzene, and total xylenes analyzed using EPA Method 8021B.
ETBE	=	Ethyl tertiary butyl ether analyzed using EPA Method 8260B.
TAME	=	Tertiary amyl methyl ether analyzed using EPA Method 8260B.
TBA	=	Tertiary butyl alcohol analyzed using EPA Method 8260B.
EDB	=	1,2-Dibromoethane analyzed using EPA Method 8260B.
1,2-DCA	=	1,2-Dichloroethane analyzed using EPA Method 8260B.
DIPE	=	Di-isopropyl ether analyzed using EPA Method 8260B.
Ethanol	=	Ethanol analyzed using EPA Method 8260B.
µg/L	=	Micrograms per liter.
<	=	Less than the indicated reporting limit shown by the laboratory.
---	=	Not measured/Not sampled/Not analyzed.
a	=	Miscalculation in field. Field technician may have inadvertently monitored and sampled the wrong well. Resampled 05/27/99.
b	=	Analyte detected in the trip blank and/or bailer blank.
c	=	Due to measurement error during initial sampling event, DTW was re-measured on 08/17/01. Samples were not taken.
d	=	Well inaccessible.
e	=	Samples collected after fourth quarter 2001 analyzed by TestAmerica, Incorporated. Reported concentrations may be affected by differing laboratory quantitation methods.
f	=	Sample erroneously labeled MA9B on Chain-of-Custody form and laboratory report.
g	=	Insufficient sample volume to perform analyses.
h	=	Groundwater elevation data invalidated; analytical results suspect.
i	=	Well sampled using no-purge method.
j	=	Well not gauged and/or sampled due to encroachment permit restrictions.
k	=	Hydrocarbon result partly due to individual peak(s) in quantitation range.
l	=	Elevation relative to temporary benchmark with an arbitrary elevation of 100.0 feet.

TABLE 1B
ADDITIONAL CUMULATIVE GROUNDWATER MONITORING AND SAMPLING DATA
Former Exxon Service Station 7-0238
2200 East 12th Street
Oakland, California
(Page 1 of 5)

Well ID	Sampling Date	ETBE (µg/L)	TAME (µg/L)	TBA (µg/L)	EDB (µg/L)	1,2-DCA (µg/L)	DIPE (µg/L)	Ethanol (µg/L)
MW9A	06/13/88 - 07/12/02	Not analyzed for these analytes.						
MW9A	10/11/02	<0.50	<0.50	<10.0	<0.50	<0.50	<0.50	---
MW9A	01/10/03	---	---	---	---	---	---	---
MW9A	04/09/03	---	---	---	---	---	---	---
MW9A	07/22/03	---	---	---	---	---	---	---
MW9A	10/01/03	<0.50	2.80	1,100	<0.50	<0.50	<0.50	---
MW9A	01/06/04	<0.50	4.90	11,900	<0.50	<0.50	<0.50	---
MW9A	06/07/04	---	---	---	---	---	---	---
MW9A	08/30/04 d	---	---	---	---	---	---	<2,500
MW9A	12/13/04	---	---	---	---	---	---	---
MW9A	03/14/05	<0.50	1.00	14,400	<0.50	<0.50	<0.50	<50.0
MW9A	06/08/05	<0.50	<0.50	22,400	<0.50	<0.50	<0.50	<100
MW9A	09/01/05	---	---	---	---	---	---	---
MW9A	12/09/05	---	---	---	---	---	---	---
MW9A	12/30/05	---	---	---	---	---	---	---
MW9A	03/07/06	<5.0	<5.0	5,600	<5.0	<5.0	<5.0	<1,000
MW9A	06/26/06	---	---	---	---	---	---	<1,000
MW9A	09/25/06	<0.500	<0.500	<10.0	<0.500	<0.500	<0.500	<50.0
MW9A	12/15/06	<5.0	<5.0	1,200	<5.0	<5.0	<5.0	<1,000
MW9A	03/29/07	<0.500	<0.500	297	<0.500	<0.500	<0.500	<50.0
MW9B	06/13/88 - 07/12/02	Not analyzed for these analytes.						
MW9B	10/11/02 f	<0.50	<0.50	<10.0	<0.50	<0.50	<0.50	---
MW9B	01/10/03	---	---	---	---	---	---	---
MW9B	04/09/03	---	---	---	---	---	---	---
MW9B	07/22/03	---	---	---	---	---	---	---
MW9B	10/01/03	<0.50	9.70	2,430	<0.50	<0.50	<0.50	---
MW9B	01/06/04	0.80	9.00	11,500	<0.50	<0.50	<0.50	---
MW9B	06/07/04	---	---	---	---	---	---	<50.0
MW9B	08/30/04	---	---	---	---	---	---	<50.0j
MW9B	12/13/04	---	---	---	---	---	---	---
MW9B	03/14/05	<0.50	<0.50	4,800	<0.50	<0.50	<0.50	<50.0
MW9B	06/08/05	<0.50	<0.50	2,320	<0.50	<0.50	<0.50	<100
MW9B	09/01/05	---	---	---	---	---	---	---
MW9B	12/09/05	---	---	---	---	---	---	---
MW9B	12/30/05	---	---	---	---	---	---	---
MW9B	03/07/06	<0.50	<0.50	1,200	<0.50	<0.50	<0.50	---
MW9B	06/26/06	---	---	---	---	---	---	---
MW9B	09/25/06	<0.500	<0.500	70.1	<0.500	<0.500	<0.500	---
MW9B	12/15/06	<0.50	<0.50	56	<0.50	<0.50	<0.50	---
MW9B	03/29/07	<0.500	<0.500	734	<0.500	<0.500	<0.500	---

TABLE 1B
ADDITIONAL CUMULATIVE GROUNDWATER MONITORING AND SAMPLING DATA
Former Exxon Service Station 7-0238
2200 East 12th Street
Oakland, California
(Page 2 of 5)

Well ID	Sampling Date	ETBE (µg/L)	TAME (µg/L)	TBA (µg/L)	EDB (µg/L)	1,2-DCA (µg/L)	DIPE (µg/L)	Ethanol (µg/L)
MW9C	06/13/88 - 07/12/02	Not analyzed for these analytes.						
MW9C	10/11/02	<0.50	34.3	<10.0	<0.50	<0.50	<0.50	---
MW9C	01/10/03	---	---	---	---	---	---	---
MW9C	04/09/03	---	---	---	---	---	---	---
MW9C	07/22/03	---	---	---	---	---	---	---
MW9C	10/01/03	<0.50	2.70	38,400	<0.50	<0.50	<0.50	---
MW9C	01/06/04	0.80	2.50	90,700	<0.50	<0.50	<0.50	---
MW9C	06/07/04	---	---	---	---	---	---	---
MW9C	08/30/04	---	---	---	---	---	---	<50.0
MW9C	12/13/04	---	---	---	---	---	---	<50.0j
MW9C	03/14/05	<0.50	<0.50	674	<0.50	<0.50	<0.50	---
MW9C	06/08/05	<0.50	<0.50	817	<0.50	<0.50	<0.50	<50.0
MW9C	09/01/05	---	---	---	---	---	---	<100
MW9C	12/09/05	---	---	---	---	---	---	---
MW9C	12/30/05	---	---	---	---	---	---	---
MW9C	03/07/06	<2.5	<2.5	160	<2.5	<2.5	<2.5	---
MW9C	06/26/06	---	---	---	---	---	---	---
MW9C	09/25/06	<0.500	<0.500	<10.0	<0.500	<0.500	<0.500	---
MW9C	12/15/06	<2.5	<2.5	<60	<2.5	<2.5	<2.5	---
MW9C	03/29/07	<0.500	<0.500	<10.0	<0.500	<0.500	<0.500	---
MW9D	10/24/88 - 07/12/02	Not analyzed for these analytes.						
MW9D	10/11/02 g	---	---	---	---	---	---	---
MW9D	01/10/03	---	---	---	---	---	---	---
MW9D	04/09/03	---	---	---	---	---	---	---
MW9D	07/22/03	---	---	---	---	---	---	---
MW9D	10/01/03	<0.50	<0.50	235	<0.50	<0.50	<0.50	---
MW9D	01/06/04	<0.50	<0.50	51.8	<0.50	<0.50	<0.50	---
MW9D	06/07/04	---	---	---	---	---	---	---
MW9D	08/30/04 h	---	---	---	---	---	---	<50.0
MW9D	12/13/04	---	---	---	---	---	---	---
MW9D	03/14/05	<0.50	<0.50	<10.0	<0.50	<0.50	<0.50	---
MW9D	06/08/05	<0.50	<0.50	57.8	<0.50	<0.50	<0.50	<50.0
MW9D	09/01/05	---	---	---	---	---	---	<100
MW9D	12/09/05	---	---	---	---	---	---	---
MW9D	12/30/05 d	---	---	---	---	---	---	---
MW9D	03/07/06	<0.50	<0.50	<5.0	<0.50	<0.50	<0.50	---
MW9D	06/26/06	---	---	---	---	---	---	---
MW9D	09/25/06	<0.500	<0.500	<10.0	<0.500	<0.500	<0.500	---
MW9D	12/15/06	<0.50	<0.50	<12	<0.50	<0.50	<0.50	---
MW9D	03/29/07	<0.500	<0.500	<10.0	<0.500	<0.500	<0.500	---

TABLE 1B
ADDITIONAL CUMULATIVE GROUNDWATER MONITORING AND SAMPLING DATA

Former Exxon Service Station 7-0238

2200 East 12th Street

Oakland, California

(Page 4 of 5)

Well ID	Sampling Date	ETBE (µg/L)	TAME (µg/L)	TBA (µg/L)	EDB (µg/L)	1,2-DCA (µg/L)	DIPE (µg/L)	Ethanol (µg/L)
MW9G	12/15/06	<0.50	<0.50	<12	<0.50	<0.50	<0.50	---
MW9G	03/29/07 j	---	---	---	---	---	---	---
MW9H	12/06/88 - 10/19/90	Not analyzed for these analytes.						
MW9H	11/02/95	---	---	---	<50	<10	<0.5	<0.5
MW9H	04/26/96 - 07/12/02	Not analyzed for these analytes.						
MW9H	10/11/02	<0.50	<0.50	<10.0	<0.50	<0.50	<0.50	---
MW9H	01/10/03	---	---	---	---	---	---	---
MW9H	04/09/03	---	---	---	---	---	---	---
MW9H	07/22/03	---	---	---	---	---	---	---
MW9H	10/01/03	<0.50	<0.50	<10.0	<0.50	<0.50	<0.50	---
MW9H	01/06/04	<0.50	<0.50	<10.0	<0.50	<0.50	<0.50	---
MW9H	06/07/04	---	---	---	---	---	---	---
MW9H	08/30/04	---	---	---	---	---	---	<50.0
MW9H	12/13/04	---	---	---	---	---	---	<50.0j
MW9H	03/14/05	<0.50	<0.50	<10.0	<0.50	<0.50	<0.50	---
MW9H	06/08/05	<0.50	<0.50	<10.0	<0.50	<0.50	<0.50	<50.0
MW9H	09/01/05	---	---	---	---	<0.50	<0.50	<100
MW9H	12/09/05 j	---	---	---	---	---	---	---
MW9H	12/30/05	---	---	---	---	---	---	---
MW9H	03/07/06 j	---	---	---	---	---	---	---
MW9H	06/26/06 j	---	---	---	---	---	---	---
MW9H	09/25/06	<0.500	<0.500	<10.0	<0.500	<0.500	<0.500	---
MW9H	12/15/06	<0.50	<0.50	<12	<0.50	<0.50	<0.50	---
MW9H	03/29/07 j	---	---	---	---	---	---	---
MW9I	11/15/90 - 07/12/02	Not analyzed for these analytes.						
MW9I	10/11/02	<0.50	24.1	<10.0	<0.50	<0.50	<0.50	---
MW9I	01/10/03	---	---	---	---	---	---	---
MW9I	04/09/03	---	---	---	---	---	---	---
MW9I	07/22/03	---	---	---	---	---	---	---
MW9I	10/01/03	<0.50	1.50	30,300	<0.50	<0.50	<0.50	---
MW9I	01/06/04	<0.50	<0.50	377	<0.50	<0.50	<0.50	---
MW9I	06/07/04	---	---	---	---	---	---	---
MW9I	08/30/04	---	---	---	---	---	---	<50.0
MW9I	12/13/04	---	---	---	---	---	---	<50.0j
MW9I	03/14/05	<0.50	<0.50	1,640	<0.50	<0.50	<0.50	<50.0
MW9I	06/08/05	<0.50	<0.50	47,000	<0.50	<0.50	<0.50	<100
MW9I	09/01/05	---	---	---	---	---	---	---
MW9I	12/09/05	---	---	---	---	---	---	---
MW9I	12/30/05	---	---	---	---	---	---	---
MW9I	03/07/06	<0.50	<0.50	<5.0	<0.50	<0.50	<0.50	<100

TABLE 1B
ADDITIONAL CUMULATIVE GROUNDWATER MONITORING AND SAMPLING DATA

Former Exxon Service Station 7-0238

2200 East 12th Street

Oakland, California

(Page 3 of 5)

Well ID	Sampling Date	ETBE (µg/L)	TAME (µg/L)	TBA (µg/L)	EDB (µg/L)	1,2-DCA (µg/L)	DIPE (µg/L)	Ethanol (µg/L)	
MW9E	10/24/88 - 10/19/90	Not analyzed for these analytes.							
MW9E	10/01/90	Well destroyed.							
MW9F	12/06/88 - 07/12/02	Not analyzed for these analytes.							
MW9F	10/11/02	<0.50	<0.50	<10.0	<0.50	<0.50	<0.50	---	
MW9F	01/10/03	---	---	---	---	---	---	---	
MW9F	04/09/03	---	---	---	---	---	---	---	
MW9F	07/22/03	---	---	---	---	---	---	---	
MW9F	10/01/03	<0.50	<0.50	<10.0	<0.50	<0.50	<0.50	---	
MW9F	01/06/04	<0.50	<0.50	13.7	<0.50	<0.50	<0.50	---	
MW9F	06/07/04	---	---	---	---	---	---	---	
MW9F	08/30/04	---	---	---	---	---	---	<50.0	
MW9F	12/13/04	---	---	---	---	---	---	<50.0j	
MW9F	03/14/05	<0.50	<0.50	<10.0	<0.50	<0.50	<0.50	---	
MW9F	06/08/05	<0.50	<0.50	<10.0	<0.50	<0.50	<0.50	<50.0	
MW9F	09/01/05	---	---	---	---	---	---	<100	
MW9F	12/09/05 j	---	---	---	---	---	---	---	
MW9F	12/30/05	---	---	---	---	---	---	---	
MW9F	03/07/06 j	---	---	---	---	---	---	---	
MW9F	06/26/06 j	---	---	---	---	---	---	---	
MW9F	09/25/06	<0.500	<0.500	<10.0	<0.500	<0.500	<0.500	---	
MW9F	12/15/06	<0.50	<0.50	<20	<0.50	<0.50	<0.50	---	
MW9F	03/29/07 j	---	---	---	---	---	---	---	
MW9G	12/06/88 - 07/12/02	Not analyzed for these analytes.							
MW9G	10/11/02	<0.50	<0.50	<10.0	<0.50	<0.50	<0.50	---	
MW9G	01/10/03	---	---	---	---	---	---	---	
MW9G	04/09/03	---	---	---	---	---	---	---	
MW9G	07/22/03	---	---	---	---	---	---	---	
MW9G	10/01/03	<0.50	<0.50	17.1	<0.50	<0.50	<0.50	---	
MW9G	01/06/04	<0.50	<0.50	367	<0.50	<0.50	<0.50	---	
MW9G	06/07/04	---	---	---	---	---	---	---	
MW9G	08/30/04	---	---	---	---	---	---	<50.0	
MW9G	12/13/04	---	---	---	---	---	---	<50.0j	
MW9G	03/14/05	<0.50	<0.50	569	<0.50	<0.50	<0.50	---	
MW9G	06/08/05	<0.50	<0.50	150	<0.50	<0.50	<0.50	<50.0	
MW9G	09/01/05	---	---	---	---	---	---	<100	
MW9G	12/09/05 j	---	---	---	---	---	---	---	
MW9G	12/30/05	---	---	---	---	---	---	---	
MW9G	03/07/06 j	---	---	---	---	---	---	---	
MW9G	06/26/06 j	---	---	---	---	---	---	---	
MW9G	09/25/06	<0.500	<0.500	<10.0	<0.500	<0.500	<0.500	---	

TABLE 1B
ADDITIONAL CUMULATIVE GROUNDWATER MONITORING AND SAMPLING DATA
Former Exxon Service Station 7-0238
2200 East 12th Street
Oakland, California
(Page 5 of 5)

Well ID	Sampling Date	ETBE (µg/L)	TAME (µg/L)	TBA (µg/L)	EDB (µg/L)	1,2-DCA (µg/L)	DIPE (µg/L)	Ethanol (µg/L)
MW9I	06/26/06	---	---	---	---	---	---	<100
MW9I	09/25/06	<0.500	<0.500	10,300	<0.500	<0.500	<0.500	<50.0
MW9I	12/15/06	<0.50	<0.50	730	<0.50	<0.50	<0.50	<100
MW9I	03/29/07	<0.500	<0.500	632	<0.500	<0.500	<0.500	<50.0

Notes:	
SUBJ	= Results of subjective evaluation.
NLPH	= No liquid-phase hydrocarbons present in well.
TOC	= Top of well casing elevation; datum is mean sea level.
DTW	= Depth to water.
GW Elev.	= Groundwater elevation; datum is mean sea level
TPHg	= Total petroleum hydrocarbons as gasoline analyzed using EPA Method 8015B.
MTBE 8021B	= Methyl tertiary butyl ether analyzed using EPA Method 8021B.
MTBE 8260B	= Methyl tertiary butyl ether analyzed using EPA Method 8260B.
BTEX	= Benzene, toluene, ethylbenzene, and total xylenes analyzed using EPA Method 8021B.
ETBE	= Ethyl tertiary butyl ether analyzed using EPA Method 8260B.
TAME	= Tertiary amyl methyl ether analyzed using EPA Method 8260B.
TBA	= Tertiary butyl alcohol analyzed using EPA Method 8260B.
EDB	= 1,2-Dibromoethane analyzed using EPA Method 8260B.
1,2-DCA	= 1,2-Dichloroethane analyzed using EPA Method 8260B.
DIPE	= Di-isopropyl ether analyzed using EPA Method 8260B.
Ethanol	= Ethanol analyzed using EPA Method 8260B.
µg/L	= Micrograms per liter.
<	= Less than the indicated reporting limit shown by the laboratory.
---	= Not measured/Not sampled/Not analyzed.
a	= Miscalculation in field. Field technician may have inadvertently monitored and sampled the wrong well. Resampled 05/27/99.
b	= Analyte detected in the trip blank and/or bailer blank.
c	= Due to measurement error during initial sampling event, DTW was re-measured on 08/17/01. Samples were not taken.
d	= Well inaccessible.
e	= Samples collected after fourth quarter 2001 analyzed by TestAmerica, Incorporated. Reported concentrations may be affected by differing laboratory quantitation methods.
f	= Sample erroneously labeled MA9B on Chain-of-Custody form and laboratory report.
g	= Insufficient sample volume to perform analyses.
h	= Groundwater elevation data invalidated; analytical results suspect.
i	= Well sampled using no-purge method.
j	= Well not gauged and/or sampled due to encroachment permit restrictions.
k	= Hydrocarbon result partly due to individual peak(s) in quantitation range.
l	= Elevation relative to temporary benchmark with an arbitrary elevation of 100.0 feet.

TABLE 2
WELL CONSTRUCTION DETAILS
Former Exxon Service Station 7-0238
2200 East 12th Street
Oakland, California
(Page 1 of 1)

Well ID	Date Well Installed	TOC Elevation (feet)	Borehole Diameter (inches)	Total Depth of Boring (feet)	Well Depth (feet)	Well Casing Diameter (inches)	Well Casing Material	Screened Interval (feet)	Slot Size (inches)	Filter Pack Interval (feet)	Filter Pack Material
MW9A	06/10/88	14.51	8	18	18	2	PVC	8-18	0.020	NS	NS
MW9B	06/10/88	12.84	8	20	18	2	PVC	8-18	0.020	NS	NS
MW9C	06/10/88	14.16	8	17	18	2	PVC	8-18	0.020	NS	NS
MW9D	10/05/88	15.97	12	16.5	14	NS	PVC	5-14	NS	NS	NS
MW9E	10/05/88	NS	12	18.5	14	NS	PVC	5-14	NS	NS	NS
MW9F	11/23/88	11.38	8	16	14	NS	PVC	4-14	NS	NS	NS
MW9G	11/22/88	12.98	8	16.5	14	NS	PVC	5-14	NS	NS	NS
MW9H	11/23/88	11.59	8	16.5	14	NS	PVC	5-14	NS	NS	NS
MW9I	11/02/90	13.13	12	16	16	NS	NS	4-14	NS	NS	NS
DPE1	06/05/03	NS	10	21	20	4	PVC	5-20	0.020	4-20	#3 Sand
DPE2	06/04/03	NS	10	21	20	4	PVC	5-20	0.020	4-20	#3 Sand
DPE3	06/04/03	NS	10	21	20	4	PVC	5-20	0.020	4-20	#3 Sand
DPE4	06/05/03	NS	10	21	20	4	PVC	5-20	0.020	4-20	#3 Sand
VP1	01/11/01	NS	8	20	20	2	PVC	5-20	0.020	4-20	#3 Sand
VP2	01/11/01	NS	8	20	20	2	PVC	5-20	0.020	4-20	#3 Sand

Notes:

- TOC = Top of well casing elevation; datum is mean sea level.
- NS = Not specified.
- PVC = Polyvinyl chloride.

TABLE 3
 OPERATION AND PERFORMANCE DATA FOR DUAL-PHASE EXTRACTION SYSTEM, VAPOR-PHASE
 Former Exxon Service Station 7-0238
 2200 East 12th Street
 Oakland, California
 (Page 3 of 6)

Date	FIELD MEASUREMENTS									LABORATORY ANALYTICAL RESULTS			TPHg Removal		MTBE Removal		Benzene Removal		Destruction Efficiency (%)	Benzene Emission (lb/day)
	System Hours	Total Hours	Temp (deg F)	Vacuum ("Hg)	Pressure ("H ₂ O)	Flow (fpm)	Flow (scfm)	Sample ID	PID (ppmv)	TPHg (mg/M ³)	Benzene (mg/M ³)	MTBE (mg/M ³)	Period (lbs)	Cumulative (lbs)	Period (lbs)	Cumulative (lbs)	Period (lbs)	Cumulative (lbs)		
07/08/05	3,441	6,407	75	16	0.0	1,500	100	A-INF A-EFF	32.6 0.0											
07/15/05	3,510	6,476	74	18	0.0	1,400	94	A-INF A-EFF	67.2 0.1											
07/22/05	3,675	6,641	74	15	0.0	1,400	94	A-INF A-EFF	12.0 0.0											
07/29/05	3,844	6,810	72	16	0.0	1,000	67	A-INF A-EFF	4.0 0.0											
08/05/05	3,860	6,826	72	14	0.0	1,400	93	A-INF A-EFF	4.5 0.0											
08/12/05	3,860	6,826	72	14	0.0	1,400	93	A-INF A-EFF	4.5 0.0	< 5.00	< 0.500	< 0.500	< 8.75	< 1,161.62	< 0.64	< 46.69	< 0.62	< 9.78	100.00	0.0041
08/19/05	System down for pump repair/replacement.																			
08/19/05	3,867	6,833	—	—	—	—	—	A-INF A-EFF	— —											
09/23/05	3,882	6,848	72	17	0.0	1,400	93	A-INF A-EFF	56.0 0.0	44.8	1.78	0.902	< 0.19	< 1,161.81	< 0.01	< 46.69	< 0.01	< 9.79	100.00	0.0042
09/30/05	4,048	7,014	72	12	0.0	1,400	93	A-INF A-EFF	5.1 0.0											
10/07/05	4,217	7,183	72	16	0.0	1,200	80	A-INF A-EFF	1.0 0.0	< 5.00	< 0.500	< 0.500	< 2.70	< 1,164.51	< 0.08	< 46.77	< 0.12	< 9.92	100.00	
10/14/05	4,386	7,352	72	16	0.0	1,200	80	A-INF A-EFF	3.0 0.0	—	—	—								
10/21/05	4,400	7,366	72	18	0.0	1,200	80	A-INF A-EFF	0.0 0.0	< 5.00	< 0.500	< 0.500	< 0.27	< 1,164.78	< 0.03	< 46.79	< 0.03	< 9.94	100.00	0.0039
10/28/05	4,564	7,530	72	12	0.0	1,400	93	A-INF A-EFF	0.0 0.0	< 5.00	< 0.500	< 0.500								
11/04/05	4,735	7,701	72	16	0.0	1,400	93	A-INF A-EFF	4.0 0.0	7.48	< 0.500	< 0.500	< 0.68	< 1,165.46	< 0.05	< 46.85	< 0.05	< 10.00	100.00	0.0039
11/11/05	4,905	7,871	72	14	0.0	1,500	100	A-INF A-EFF	14.0 0.0	< 5.00	< 0.500	< 0.500								
11/18/05	5,068	8,034	72	18	0.0	1,400	93	A-INF A-EFF	26.0 0.0											
11/21/05	5,110	8,076	72	19	0.0	1,200	80	A-INF A-EFF	320.0 0.0											
12/05/05	5,371	8,337	72	16	0.0	1,500	100	A-INF A-EFF	28.0 0.0	30.0	1.77	7.62	< 4.30	< 1,169.76	< 0.93	< 47.78	< 0.26	< 10.26	100.00	0.0022
12/09/05	System shut down pending catalytic oxidizer repair.																			
12/09/05	5,540	8,506	72	18	0.0	1,300	87	A-INF A-EFF	100.0 0.0											
01/27/06	Catalytic oxidizer repair complete. Restart system and discharge to holding tank. Shut down system prior to departure.																			
01/27/06	5,546	8,512	72	18	0.0	1,400	93	A-INF A-EFF	0.0 0.0	< 5.00	< 0.500	< 0.500	< 1.11	< 1,170.87	< 0.26	< 48.04	< 0.07	< 10.33	100.00	0.0043
02/24/06	Restart system, resample, and discharge to holding tank. Shut down system prior to departure.																			
02/24/06	5,548	8,514	72	20	1.0	1,400	93	A-INF A-EFF	0.0 0.0	< 5.00	< 0.500	< 0.500	< 0.00	< 1,170.87	< 0.00	< 48.04	< 0.00	< 10.33	100.00	0.0042

TABLE 3
OPERATION AND PERFORMANCE DATA FOR DUAL-PHASE EXTRACTION SYSTEM, VAPOR- PHASE
Former Exxon Service Station 7-0238
2200 East 12th Street
Oakland, California
(Page 6 of 6)

Date	System Hours	Total Hours	FIELD MEASUREMENTS							LABORATORY ANALYTICAL RESULTS			TPHg Removal		MTBE Removal		Benzene Removal		Destruction Efficiency (%)	Benzene Emission (lb/day)
			Temp (deg F)	Vacuum ("Hg)	Pressure ("H ₂ O)	Flow (fpm)	Flow (scfm)	Sample ID	PID (ppmv)	TPHg (mg/M ³)	Benzene (mg/M ³)	MTBE (mg/M ³)	Period (lbs)	Cumulative (lbs)	Period (lbs)	Cumulative (lbs)	Period (lbs)	Cumulative (lbs)		
02/23/07	System running on arrival and departure.																			
	10,652	13,618	70	16	0.0	800	53	A-INF	8.0											
								A-EFF	0.0											
03/03/07	System down on arrival and running on departure.																			
	10,788	13,754	70	16	0.0	1,000	66	A-INF	0.0											
								A-EFF	0.0											
03/09/07	System running on arrival and departure.																			
	10,856	13,822	70	14	0.0	1,200	80	A-INF	1.0	< 50.0	< 0.500	< 0.500	< 11.18	< 1,257.59	< 0.11	< 49.27	< 0.11	< 11.21	100.00	0.0019
								A-EFF	0.0	< 50.0	< 0.500	< 0.500								
03/14/07	System running on arrival and departure.																			
	10,954	13,920	70	16	0.0	800	53	A-INF	6.0											
								A-EFF	1.0											
03/22/07	System running on arrival and departure.																			
	11,170	14,136	70	16	0.0	800	53	A-INF	3.0											
								A-EFF	0.0											
03/30/07	System running on arrival and departure.																			
	11,336	14,302	70	16	0.0	800	53	A-INF	3.0											
								A-EFF	0.0											
04/03/07	System running on arrival and departure.																			
	11,458	14,424	70	12	0.0	1,000	66	A-INF	1.0	< 50.0	< 0.500	0.704	< 8.21	< 1,265.80	< 0.10	< 49.37	< 0.08	< 11.30	100.00	0.0013
								A-EFF	0.0	< 50.0	< 0.500	< 0.500								

- Notes:
- A-INF = Influent vapor sample.
 - A-EFF = Effluent vapor sample.
 - TPHg = Total petroleum hydrocarbons as gasoline analyzed using EPA Method 8015B or 18M.
 - Benzene = Benzene analyzed using EPA Method 8021B or 18M.
 - MTBE = Methyl tertiary butyl ether analyzed using EPA Method 8021B or 18M.
 - Temp = Temperature of vapor stream.
 - deg F = Degrees Fahrenheit.
 - "Hg = Inches of mercury vacuum.
 - "H₂O = Inches of water column.
 - PID = Photo-ionization detector measurement.
 - acfm = Actual cubic feet per minute.
 - scfm = Standard cubic feet per minute.
 - deg F = Degrees Fahrenheit.
 - ppmv = Parts per million by volume.
 - fpm = Feet per minute.
 - mg/M³ = Milligrams per cubic meter.
 - lbs = Pounds.
 - = Not sampled/Not analyzed/Not measured/Not calculated/Not applicable.

**TABLE 4
OPERATION AND PERFORMANCE DATA
FOR DUAL-PHASE EXTRACTION SYSTEM, LIQUID-PHASE**

Former Exxon Service Station 7-0238

2200 East 12th Street

Oakland, California

(Page 6 of 7)

Date	System Hours (hours)	Eff. Totalizer Reading (gal)	Average Flow rate (gpm)	Total Flow per period (gal)	Sample ID	Laboratory Analytical Results							TPHg Removed		Benzene Removed		MTBE Removed					
						TPHg (µg/L)	TPHd (µg/L)	B (µg/L)	T (µg/L)	E (µg/L)	X (µg/L)	MTBE (µg/L)	Per Period (lbs)	Cumulative (lbs)	Per Period (lbs)	Cumulative (lbs)	Per Period (lbs)	Cumulative (lbs)				
01/05/07	System running on arrival and departure.																					
	9,492	555,910	0.85	18,430	W-INF	< 50	---	< 0.50	< 0.50	< 0.50	< 0.50	36	< 0.022	< 1.783	< 0.00022	< 0.0145	0.0116	1.0994				
					W-INT1	< 50	---	< 0.50	< 0.50	< 0.50	< 0.50	< 2.5										
					W-INT2	< 50	---	< 0.50	< 0.50	< 0.50	< 0.50	< 2.5										
					W-PSP-1	< 50	---	< 0.50	< 0.50	< 0.50	< 0.50	< 2.5										
01/12/07	System running on arrival and departure.																					
	9,662	567,560	1.16	11,650																		
01/19/07	System running on arrival and departure.																					
	9,832	577,310	0.97	9,750																		
01/26/07	System running on arrival and departure.																					
	9,995	586,250	0.89	8,940																		
02/02/07	System running on arrival and departure.																					
	10,162	593,320	0.70	7,070	W-INF	< 50	---	< 0.50	< 0.50	< 0.50	< 0.50	21	< 0.016	< 1.799	< 0.00016	< 0.0147	0.0089	1.1083				
					W-INT1	< 50	---	< 0.50	< 0.50	< 0.50	< 0.50	< 2.5										
					W-INT2	< 50	---	< 0.50	< 0.50	< 0.50	< 0.50	< 2.5										
					W-PSP-1	< 50	---	< 0.50	< 0.50	< 0.50	< 0.50	< 2.5										
02/09/07	System not running on arrival and running on departure.																					
	10,293	602,280	0.89	8,960																		
02/16/07	System running on arrival and departure.																					
	10,462	617,990	1.56	15,710																		
02/23/07	System running on arrival and departure.																					
	10,652	628,000	0.99	10,010																		
03/03/07	System down on arrival and running on departure.																					
	10,788	632,340	0.38	4,340																		
03/09/07	System running on arrival and departure.																					
	10,856	645,410	1.51	13,070	W-INF	< 50	---	< 0.50	< 0.50	< 0.50	< 0.50	18	< 0.022	< 1.820	< 0.00022	< 0.0149	0.0085	1.1167				
					W-INT1	< 50	---	< 0.50	< 0.50	< 0.50	< 0.50	< 2.5										
					W-INT2	< 50	---	< 0.50	< 0.50	< 0.50	< 0.50	< 2.5										
					W-PSP-1	< 50	---	< 0.50	< 0.50	< 0.50	< 0.50	< 2.5										
03/14/07	System running on arrival and departure.																					
	10,954	651,150	0.80	5,740																		
03/22/07	System running on arrival and departure.																					
	11,170	661,480	0.90	10,330																		
03/30/07	System running on arrival and departure.																					
	11,336	669,590	0.70	8,110																		
04/03/07	System running on arrival and departure.																					
	11,458	676,720	1.24	7,130	W-INF	< 50	---	< 0.50	< 0.50	< 0.50	< 0.50	10	< 0.013	< 1.833	< 0.00013	< 0.0150	0.0037	1.1204				
					W-INT1	< 50	---	< 0.50	< 0.50	< 0.50	< 0.50	< 2.5										
					W-INT2	< 50	---	< 0.50	< 0.50	< 0.50	< 0.50	< 2.5										
					W-PSP-1	< 50	---	< 0.50	< 0.50	< 0.50	< 0.50	< 2.5										

TABLE 4
OPERATION AND PERFORMANCE DATA
FOR DUAL-PHASE EXTRACTION SYSTEM, LIQUID-PHASE

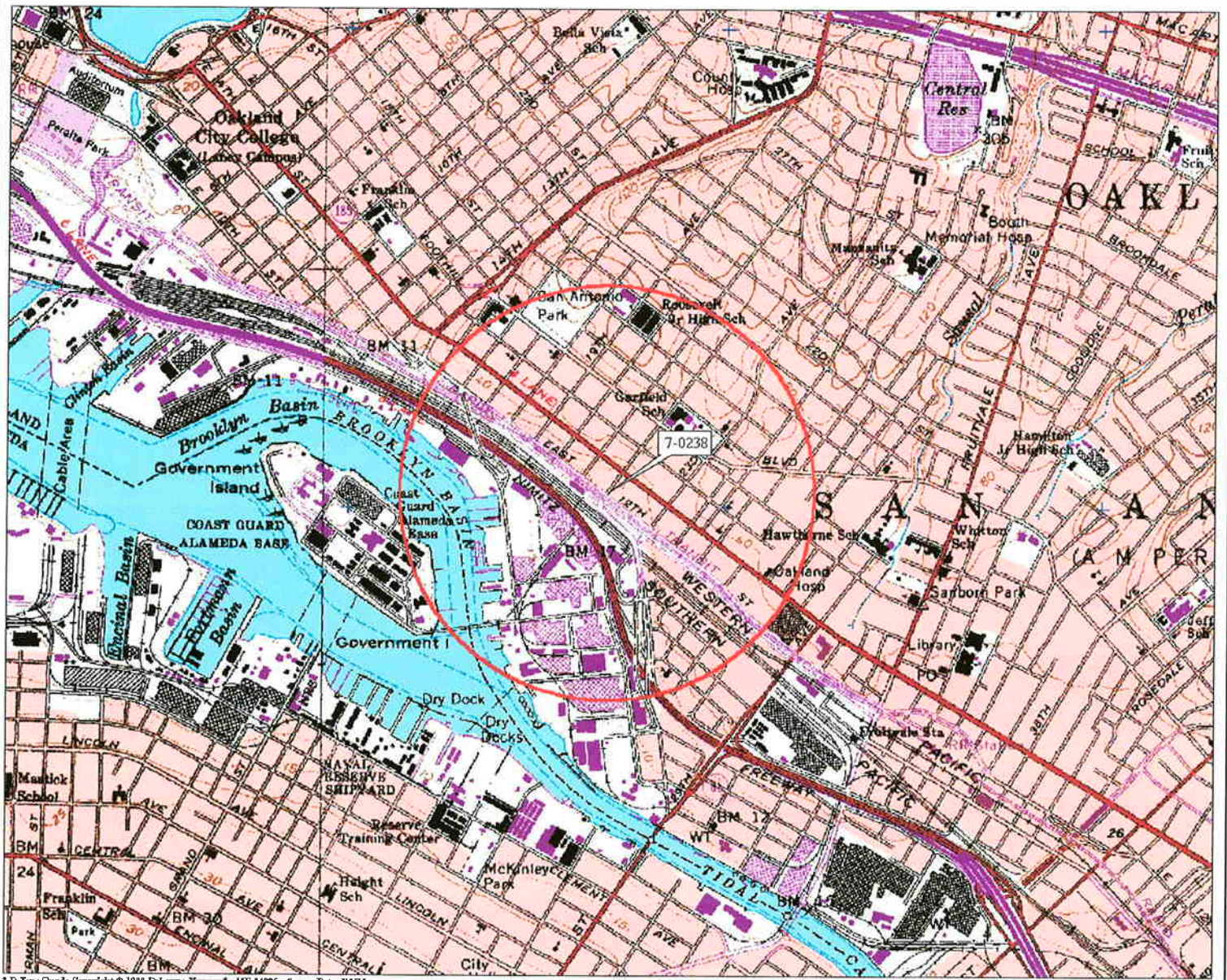
Former Exxon Service Station 7-0238
2200 East 12th Street
Oakland, California
(Page 7 of 7)

Notes:

W-INF	=	Water influent combined.
W-INT1	=	Water intermediate after first carbon vessel.
W-INT2	=	Water intermediate after second carbon vessel.
PSP-1	=	Water effluent.
TPHg	=	Total petroleum hydrocarbons as gasoline analyzed using modified EPA Method 8015M/8015B.
TPHd	=	Total petroleum hydrocarbons as diesel analyzed using modified EPA Method 8015M.
BTEX	=	Benzene, toluene, ethylbenzene, and total xylenes analyzed using EPA Method 8021B.
MTBE	=	Methyl tertiary butyl ether analyzed using EPA Method 8021B.
gal	=	Gallons.
gpm	=	Gallons per minute.
µg/L	=	Micrograms per liter.
lbs	=	Pounds.
—	=	Not sampled/Not analyzed/Not measured/Not calculated/Not applicable.
<	=	Less than the laboratory method reporting limit.
a	=	Diesel-range organic compounds reported in sample; however, chromatogram pattern is not representative of diesel fuel.
b	=	Diesel result was within the range diesel fuel. There was insufficient area for pattern match.
c	=	Sample mislabeled as W-EFF on the Chain-of-Custody and laboratory report.
d	=	Sample inadvertently misdated by laboratory. Correct sampling date is shown.

* If value is below laboratory reporting limit, then detection limit value is used for removal calculations.

** Indicates the concentrations of identifiable analytes are below the laboratory reporting limit unless otherwise noted.




FN 2293TOPO

EXPLANATION



1/2-mile radius circle

APPROXIMATE SCALE



SOURCE:
 Modified from a map
 provided by
 DeLorme 3-D TopoQuads

SITE VICINITY MAP

FORMER EXXON SERVICE STATION 7-0238
 2200 East 12th Street
 Oakland, California

PROJECT NO.

2293

PLATE

1



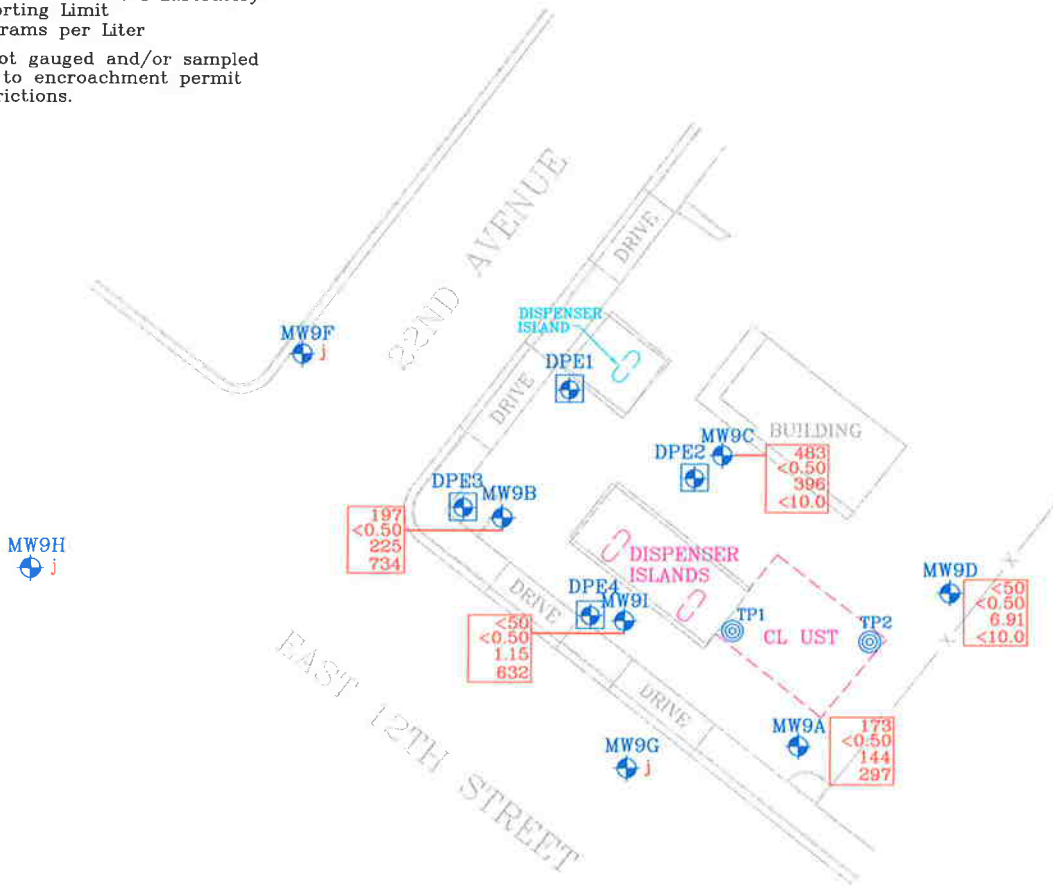
Analyte Concentrations in ug/L
 Sampled March 29, 2007

- 483 Total Petroleum Hydrocarbons as gasoline
- <0.50 Benzene
- 396 Methyl Tertiary Butyl Ether (EPA Method 8260B)
- <10.0 Tertiary Butyl Alcohol


< Less Than the Stated Laboratory Reporting Limit

ug/L Micrograms per Liter

j Well not gauged and/or sampled due to encroachment permit restrictions.



SOURCE:
 Modified from a map
 provided by
 Morrow Surveying



FN: 22930005_QM

EXPLANATION

MW9I
 Groundwater Monitoring Well

DPE4
 Dual-Phase Extraction Well

TP2
 Tank Pit Well



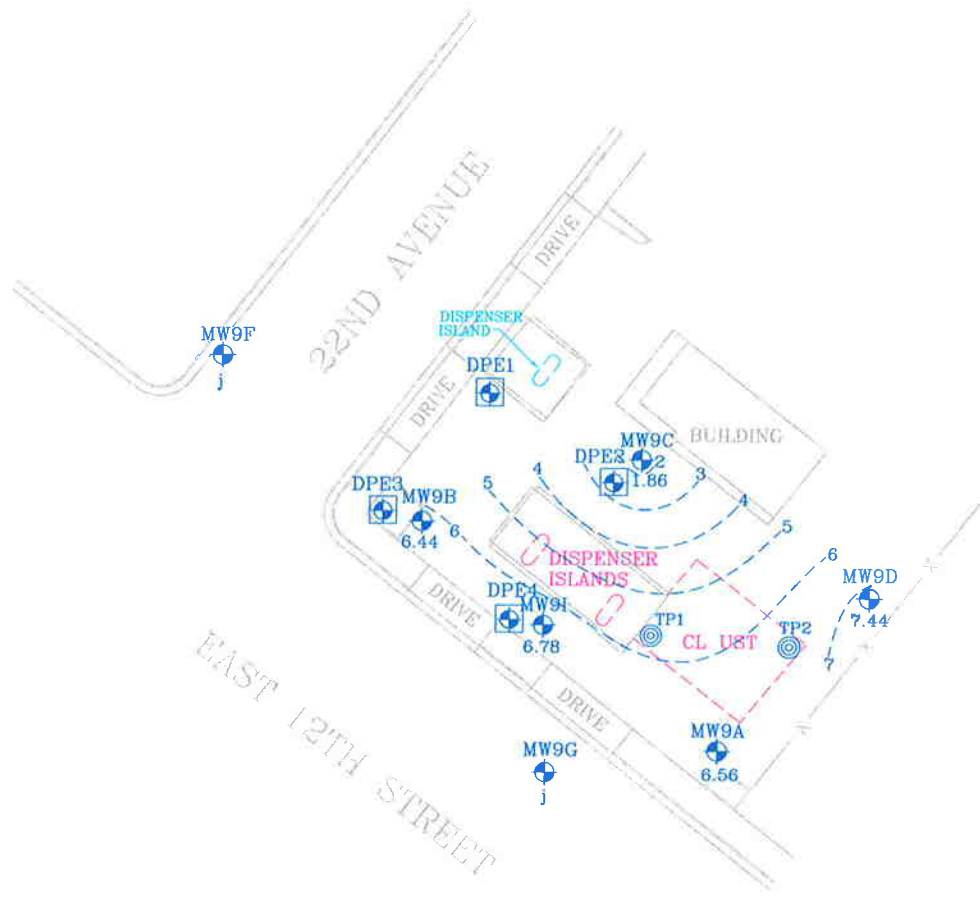
SELECT ANALYTICAL RESULTS
March 29, 2007
 FORMER EXXON SERVICE STATION 7-0238
 2200 East 12th Street
 Oakland, California

PROJECT NO.

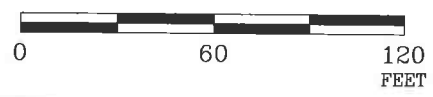
2293

PLATE

2



APPROXIMATE SCALE



SOURCE:
Modified from a map
provided by
Morrow Surveying

FN: 22930005_QM

EXPLANATION

MW9I
 Groundwater Monitoring Well
6.78 Groundwater elevation in feet;
datum is mean sea level

DPE4
 Dual-Phase Extraction Well

TP2
 Tank Pit Well

7 --- Line of Equal Groundwater Elevation;
datum is mean sea level

j Well not gauged and/or sampled due
to encroachment permit restrictions.



GROUNDWATER ELEVATION MAP
March 29, 2007

FORMER EXXON SERVICE STATION 7-0238
2200 East 12th Street
Oakland, California

PROJECT NO.

2293

PLATE

3

ATTACHMENT A
GROUNDWATER SAMPLING PROTOCOL

GROUNDWATER SAMPLING PROTOCOL

The static water level and separate-phase product level, if present, in each well that contained water and/or separate-phase product are measured with an ORS Interface Probe, which is accurate to the nearest 0.01 foot. To calculate groundwater elevations and evaluate groundwater gradient, depth to water (DTW) levels are subtracted from top of casing elevations.

Groundwater samples collected for subjective evaluation are collected by gently lowering approximately half the length of a clean Teflon® or polypropylene bailer past the air-water interface (if possible) and collecting a sample from near the surface of the water in the well. The samples are checked for measurable free-phase hydrocarbons or sheen. If appropriate, free-phase hydrocarbons are removed from the well.

Before water samples are collected from the groundwater monitoring wells, the wells are purged until a minimum of three well casing volumes is purged and stabilization of the temperature, pH, and conductivity is obtained. Water samples from the wells that do not obtain stability of the temperature, pH, and conductivity are considered to be "grab samples." The quantity of water purged from each well is calculated as follows:

1 well casing volume = $\pi r^2 h(7.48)$ where:

r	=	radius of the well casing in feet.
h	=	column of water in the well in feet (depth to bottom - depth to water)
7.48	=	conversion constant from cubic feet to gallons
π	=	ratio of the circumference of a circle to its diameter

Gallons of water purged/gallons in 1 well casing volume = well casing volumes removed.

After purging, each well is allowed to recharge to at least 80% of the initial water level. Water samples from wells that do not recover at least 80% (due to slow recharging of the well) between purging and sampling are considered to be "grab samples." Water samples are collected with a new, disposable Teflon® or polypropylene bailer. The groundwater is carefully poured into selected sample containers (40-milliliter [ml] glass vials, 1,000-ml glass amber bottles, etc.), which are filled so as to produce a positive meniscus.

Depending on the required analysis, each sample container is preserved with hydrochloric acid, nitric acid, etc., or it is preservative free. The type of preservative used for each sample is specified on the Chain-of-Custody form.

Each vial and glass amber bottle is sealed with a cap containing a Teflon® septum, and subsequently examined for air bubbles to avoid headspace, which would allow volatilization to occur. The samples are promptly transported in iced storage in a thermally-insulated ice chest, accompanied by a Chain-of-Custody record, to a California state-certified laboratory.


ATTACHMENT B

**LABORATORY ANALYTICAL REPORTS
AND CHAIN-OF-CUSTODY RECORDS**

April 13, 2007 4:34:16PM

Client: ERI Petaluma (10228)
601 North McDowell Blvd.
Petaluma, CA 94954
Attn: Paula Sime

Work Order: NQD0049
Project Name: Exxon 7-0238
Project Nbr: 229313X
P/O Nbr: 4508212427
Date Received: 04/03/07



SAMPLE IDENTIFICATION	LAB NUMBER	COLLECTION DATE AND TIME
MW9A	NQD0049-02	03/29/07 11:55
MW9B	NQD0049-03	03/29/07 14:23
MW9C	NQD0049-04	03/29/07 14:47
MW9D	NQD0049-05	03/29/07 14:35
MW9I	NQD0049-06	03/29/07 14:07

An executed copy of the chain of custody, the project quality control data, and the sample receipt form are also included as an addendum to this report. If you have any questions relating to this analytical report, please contact your Laboratory Project Manager at 1-800-765-0980. Any opinions, if expressed, are outside the scope of the Laboratory's accreditation.

This material is intended only for the use of the individual(s) or entity to whom it is addressed, and may contain information that is privileged and confidential. If you are not the intended recipient, or the employee or agent responsible for delivering this material to the intended recipient, you are hereby notified that any dissemination, distribution, or copying of this material is strictly prohibited. If you have received this material in error, please notify us immediately at 615-726-0177.

California Certification Number: 01168CA

The Chain(s) of Custody, 4 pages, are included and are an integral part of this report.

These results relate only to the items tested. This report shall not be reproduced except in full and with permission of the laboratory.

Estimated uncertainty is available upon request.

This report has been electronically signed.

Report Approved By:

Leah R. Klingensmith

Senior Project Management

Client ERI Petaluma (10228)
601 North McDowell Blvd.
Petaluma, CA 94954
Attn Paula Sime

Work Order: NQD0049
Project Name: Exxon 7-0238
Project Number: 229313X
Received: 04/03/07 08:10

ANALYTICAL REPORT

Analyte	Result	Flag	Units	MRL	Dilution Factor	Analysis Date/Time	Method	Batch
Sample ID: NQD0049-02 (MW9A - Water) Sampled: 03/29/07 11:55								
Volatile Organic Compounds by EPA Method 8021B								
Benzene	ND		ug/L	0.50	1	04/04/07 01:43	SW846 8021B	7040224
Ethylbenzene	ND		ug/L	0.50	1	04/04/07 01:43	SW846 8021B	7040224
Toluene	ND		ug/L	0.50	1	04/04/07 01:43	SW846 8021B	7040224
Xylenes, total	0.54		ug/L	0.50	1	04/04/07 01:43	SW846 8021B	7040224
Surr: a,a,a-Trifluorotoluene (57-145%)	137 %					04/04/07 01:43	SW846 8021B	7040224
Volatile Organic Compounds by EPA Method 8260B								
Tert-Amyl Methyl Ether	ND		ug/L	0.500	1	04/12/07 01:06	SW846 8260B	7042202
1,2-Dibromoethane (EDB)	ND		ug/L	0.500	1	04/12/07 01:06	SW846 8260B	7042202
1,2-Dichloroethane	ND		ug/L	0.500	1	04/12/07 01:06	SW846 8260B	7042202
Ethanol	ND		ug/L	50.0	1	04/12/07 01:06	SW846 8260B	7042202
Ethyl tert-Butyl Ether	ND		ug/L	0.500	1	04/12/07 01:06	SW846 8260B	7042202
Diisopropyl Ether	ND		ug/L	0.500	1	04/12/07 01:06	SW846 8260B	7042202
Methyl tert-Butyl Ether	144		ug/L	0.500	1	04/12/07 01:06	SW846 8260B	7042202
Tertiary Butyl Alcohol	297		ug/L	10.0	1	04/12/07 01:06	SW846 8260B	7042202
Surr: 1,2-Dichloroethane-d4 (62-142%)	95 %					04/12/07 01:06	SW846 8260B	7042202
Surr: Dibromofluoromethane (78-123%)	98 %					04/12/07 01:06	SW846 8260B	7042202
Surr: Toluene-d8 (79-120%)	98 %					04/12/07 01:06	SW846 8260B	7042202
Surr: 4-Bromofluorobenzene (75-133%)	99 %					04/12/07 01:06	SW846 8260B	7042202
Purgeable Petroleum Hydrocarbons								
GRO as Gasoline	173		ug/L	50.0	1	04/04/07 01:43	SW846 8015B	7040224
Surr: a,a,a-Trifluorotoluene (44-152%)	137 %					04/04/07 01:43	SW846 8015B	7040224
Sample ID: NQD0049-03 (MW9B - Water) Sampled: 03/29/07 14:23								
Volatile Organic Compounds by EPA Method 8021B								
Benzene	ND		ug/L	0.50	1	04/04/07 02:02	SW846 8021B	7040224
Ethylbenzene	ND		ug/L	0.50	1	04/04/07 02:02	SW846 8021B	7040224
Toluene	ND		ug/L	0.50	1	04/04/07 02:02	SW846 8021B	7040224
Xylenes, total	0.59		ug/L	0.50	1	04/04/07 02:02	SW846 8021B	7040224
Surr: a,a,a-Trifluorotoluene (57-145%)	131 %					04/04/07 02:02	SW846 8021B	7040224
Volatile Organic Compounds by EPA Method 8260B								
Tert-Amyl Methyl Ether	ND		ug/L	0.500	1	04/12/07 01:35	SW846 8260B	7042202
1,2-Dibromoethane (EDB)	ND		ug/L	0.500	1	04/12/07 01:35	SW846 8260B	7042202
1,2-Dichloroethane	ND		ug/L	0.500	1	04/12/07 01:35	SW846 8260B	7042202
Ethyl tert-Butyl Ether	ND		ug/L	0.500	1	04/12/07 01:35	SW846 8260B	7042202
Diisopropyl Ether	ND		ug/L	0.500	1	04/12/07 01:35	SW846 8260B	7042202
Methyl tert-Butyl Ether	225		ug/L	2.50	5	04/12/07 12:24	SW846 8260B	7042166
Tertiary Butyl Alcohol	734		ug/L	10.0	1	04/12/07 01:35	SW846 8260B	7042202
Surr: 1,2-Dichloroethane-d4 (62-142%)	100 %					04/12/07 01:35	SW846 8260B	7042202
Surr: 1,2-Dichloroethane-d4 (62-142%)	94 %					04/12/07 12:24	SW846 8260B	7042166
Surr: Dibromofluoromethane (78-123%)	100 %					04/12/07 01:35	SW846 8260B	7042202
Surr: Dibromofluoromethane (78-123%)	100 %					04/12/07 12:24	SW846 8260B	7042166
Surr: Toluene-d8 (79-120%)	100 %					04/12/07 01:35	SW846 8260B	7042202
Surr: Toluene-d8 (79-120%)	96 %					04/12/07 12:24	SW846 8260B	7042166

Client ERI Petaluma (10228)
601 North McDowell Blvd.
Petaluma, CA 94954
Attn Paula Sime

Work Order: NQD0049
Project Name: Exxon 7-0238
Project Number: 229313X
Received: 04/03/07 08:10

ANALYTICAL REPORT

Analyte	Result	Flag	Units	MRL	Dilution Factor	Analysis Date/Time	Method	Batch
---------	--------	------	-------	-----	-----------------	--------------------	--------	-------

Sample ID: NQD0049-03 (MW9B - Water) - cont. Sampled: 03/29/07 14:23

Volatile Organic Compounds by EPA Method 8260B - cont.

Surr: 4-Bromofluorobenzene (75-133%)	101 %					04/12/07 01:35	SW846 8260B	7042202
Surr: 4-Bromofluorobenzene (75-133%)	100 %					04/12/07 12:24	SW846 8260B	7042166

Purgeable Petroleum Hydrocarbons

GRO as Gasoline	197		ug/L	50.0	1	04/04/07 02:02	SW846 8015B	7040224
Surr: a,a,a-Trifluorotoluene (44-152%)	131 %					04/04/07 02:02	SW846 8015B	7040224

Sample ID: NQD0049-04 (MW9C - Water) Sampled: 03/29/07 14:47

Volatile Organic Compounds by EPA Method 8021B

Benzene	ND		ug/L	0.50	1	04/04/07 02:21	SW846 8021B	7040224
Ethylbenzene	ND		ug/L	0.50	1	04/04/07 02:21	SW846 8021B	7040224
Toluene	ND		ug/L	0.50	1	04/04/07 02:21	SW846 8021B	7040224
Xylenes, total	ND		ug/L	0.50	1	04/04/07 02:21	SW846 8021B	7040224
Surr: a,a,a-Trifluorotoluene (57-145%)	137 %					04/04/07 02:21	SW846 8021B	7040224

Volatile Organic Compounds by EPA Method 8260B

Tert-Amyl Methyl Ether	ND		ug/L	0.500	1	04/12/07 02:04	SW846 8260B	7042202
1,2-Dibromoethane (EDB)	ND		ug/L	0.500	1	04/12/07 02:04	SW846 8260B	7042202
1,2-Dichloroethane	ND		ug/L	0.500	1	04/12/07 02:04	SW846 8260B	7042202
Ethyl tert-Butyl Ether	ND		ug/L	0.500	1	04/12/07 02:04	SW846 8260B	7042202
Diisopropyl Ether	ND		ug/L	0.500	1	04/12/07 02:04	SW846 8260B	7042202
Methyl tert-Butyl Ether	396		ug/L	2.50	5	04/12/07 12:53	SW846 8260B	7042166
Tertiary Butyl Alcohol	ND		ug/L	10.0	1	04/12/07 02:04	SW846 8260B	7042202
Surr: 1,2-Dichloroethane-d4 (62-142%)	99 %					04/12/07 02:04	SW846 8260B	7042202
Surr: 1,2-Dichloroethane-d4 (62-142%)	97 %					04/12/07 12:53	SW846 8260B	7042166
Surr: Dibromofluoromethane (78-123%)	106 %					04/12/07 02:04	SW846 8260B	7042202
Surr: Dibromofluoromethane (78-123%)	96 %					04/12/07 12:53	SW846 8260B	7042166
Surr: Toluene-d8 (79-120%)	97 %					04/12/07 02:04	SW846 8260B	7042202
Surr: Toluene-d8 (79-120%)	99 %					04/12/07 12:53	SW846 8260B	7042166
Surr: 4-Bromofluorobenzene (75-133%)	99 %					04/12/07 02:04	SW846 8260B	7042202
Surr: 4-Bromofluorobenzene (75-133%)	96 %					04/12/07 12:53	SW846 8260B	7042166

Purgeable Petroleum Hydrocarbons

GRO as Gasoline	483		ug/L	50.0	1	04/04/07 02:21	SW846 8015B	7040224
Surr: a,a,a-Trifluorotoluene (44-152%)	137 %					04/04/07 02:21	SW846 8015B	7040224

Sample ID: NQD0049-05 (MW9D - Water) Sampled: 03/29/07 14:35

Volatile Organic Compounds by EPA Method 8021B

Benzene	ND		ug/L	0.50	1	04/04/07 02:40	SW846 8021B	7040224
Ethylbenzene	ND		ug/L	0.50	1	04/04/07 02:40	SW846 8021B	7040224
Toluene	ND		ug/L	0.50	1	04/04/07 02:40	SW846 8021B	7040224
Xylenes, total	ND		ug/L	0.50	1	04/04/07 02:40	SW846 8021B	7040224
Surr: a,a,a-Trifluorotoluene (57-145%)	132 %					04/04/07 02:40	SW846 8021B	7040224

Volatile Organic Compounds by EPA Method 8260B

Tert-Amyl Methyl Ether	ND		ug/L	0.500	1	04/12/07 11:55	SW846 8260B	7042166
1,2-Dibromoethane (EDB)	ND		ug/L	0.500	1	04/12/07 11:55	SW846 8260B	7042166

Client ERI Petaluma (10228)
601 North McDowell Blvd.
Petaluma, CA 94954
Attn Paula Sime

Work Order: NQD0049
Project Name: Exxon 7-0238
Project Number: 229313X
Received: 04/03/07 08:10

ANALYTICAL REPORT

Analyte	Result	Flag	Units	MRL	Dilution Factor	Analysis Date/Time	Method	Batch
Sample ID: NQD0049-05 (MW9D - Water) - cont. Sampled: 03/29/07 14:35								
Volatile Organic Compounds by EPA Method 8260B - cont.								
1,2-Dichloroethane	ND		ug/L	0.500	1	04/12/07 11:55	SW846 8260B	7042166
Ethyl tert-Butyl Ether	ND		ug/L	0.500	1	04/12/07 11:55	SW846 8260B	7042166
Diisopropyl Ether	ND		ug/L	0.500	1	04/12/07 11:55	SW846 8260B	7042166
Methyl tert-Butyl Ether	6.91		ug/L	0.500	1	04/12/07 11:55	SW846 8260B	7042166
Tertiary Butyl Alcohol	ND		ug/L	10.0	1	04/12/07 11:55	SW846 8260B	7042166
Surr: 1,2-Dichloroethane-d4 (62-142%)	98 %					04/12/07 11:55	SW846 8260B	7042166
Surr: Dibromofluoromethane (78-123%)	100 %					04/12/07 11:55	SW846 8260B	7042166
Surr: Toluene-d8 (79-120%)	100 %					04/12/07 11:55	SW846 8260B	7042166
Surr: 4-Bromofluorobenzene (75-133%)	102 %					04/12/07 11:55	SW846 8260B	7042166
Purgeable Petroleum Hydrocarbons								
GRO as Gasoline	ND		ug/L	50.0	1	04/04/07 02:40	SW846 8015B	7040224
Surr: a,a,a-Trifluorotoluene (44-152%)	132 %					04/04/07 02:40	SW846 8015B	7040224
Sample ID: NQD0049-06 (MW9I - Water) Sampled: 03/29/07 14:07								
Volatile Organic Compounds by EPA Method 8021B								
Benzene	ND		ug/L	0.50	1	04/04/07 02:59	SW846 8021B	7040224
Ethylbenzene	ND		ug/L	0.50	1	04/04/07 02:59	SW846 8021B	7040224
Toluene	ND		ug/L	0.50	1	04/04/07 02:59	SW846 8021B	7040224
Xylenes, total	0.62		ug/L	0.50	1	04/04/07 02:59	SW846 8021B	7040224
Surr: a,a,a-Trifluorotoluene (57-145%)	129 %					04/04/07 02:59	SW846 8021B	7040224
Volatile Organic Compounds by EPA Method 8260B								
Tert-Amyl Methyl Ether	ND		ug/L	0.500	1	04/11/07 19:51	SW846 8260B	7041312
1,2-Dibromoethane (EDB)	ND		ug/L	0.500	1	04/11/07 19:51	SW846 8260B	7041312
1,2-Dichloroethane	ND		ug/L	0.500	1	04/11/07 19:51	SW846 8260B	7041312
Ethanol	ND		ug/L	50.0	1	04/11/07 19:51	SW846 8260B	7041312
Ethyl tert-Butyl Ether	ND		ug/L	0.500	1	04/11/07 19:51	SW846 8260B	7041312
Diisopropyl Ether	ND		ug/L	0.500	1	04/11/07 19:51	SW846 8260B	7041312
Methyl tert-Butyl Ether	1.15		ug/L	0.500	1	04/11/07 19:51	SW846 8260B	7041312
Tertiary Butyl Alcohol	632		ug/L	10.0	1	04/11/07 19:51	SW846 8260B	7041312
Surr: 1,2-Dichloroethane-d4 (62-142%)	96 %					04/11/07 19:51	SW846 8260B	7041312
Surr: Dibromofluoromethane (78-123%)	98 %					04/11/07 19:51	SW846 8260B	7041312
Surr: Toluene-d8 (79-120%)	97 %					04/11/07 19:51	SW846 8260B	7041312
Surr: 4-Bromofluorobenzene (75-133%)	99 %					04/11/07 19:51	SW846 8260B	7041312
Purgeable Petroleum Hydrocarbons								
GRO as Gasoline	ND		ug/L	50.0	1	04/04/07 02:59	SW846 8015B	7040224
Surr: a,a,a-Trifluorotoluene (44-152%)	129 %					04/04/07 02:59	SW846 8015B	7040224

Client ERI Petaluma (10228)
601 North McDowell Blvd,
Petaluma, CA 94954
Attn Paula Sime

Work Order: NQD0049
Project Name: Exxon 7-0238
Project Number: 229313X
Received: 04/03/07 08:10

PROJECT QUALITY CONTROL DATA
Blank

Analyte	Blank Value	Q	Units	Q.C. Batch	Lab Number	Analyzed Date/Time
Volatile Organic Compounds by EPA Method 8021B						
7040224-BLK1						
Benzene	<0.37		ug/L	7040224	7040224-BLK1	04/03/07 20:38
Ethylbenzene	<0.21		ug/L	7040224	7040224-BLK1	04/03/07 20:38
Toluene	<0.41		ug/L	7040224	7040224-BLK1	04/03/07 20:38
Xylenes, total	<0.44		ug/L	7040224	7040224-BLK1	04/03/07 20:38
Surrogate: <i>a,a,a</i> -Trifluorotoluene	135%			7040224	7040224-BLK1	04/03/07 20:38
7040224-BLK2						
Benzene	<0.37		ug/L	7040224	7040224-BLK2	04/03/07 20:57
Ethylbenzene	<0.21		ug/L	7040224	7040224-BLK2	04/03/07 20:57
Toluene	<0.41		ug/L	7040224	7040224-BLK2	04/03/07 20:57
Xylenes, total	<0.44		ug/L	7040224	7040224-BLK2	04/03/07 20:57
Surrogate: <i>a,a,a</i> -Trifluorotoluene	136%			7040224	7040224-BLK2	04/03/07 20:57
Volatile Organic Compounds by EPA Method 8260B						
7041312-BLK1						
Tert-Amyl Methyl Ether	<0.200		ug/L	7041312	7041312-BLK1	04/11/07 10:44
1,2-Dibromoethane (EDB)	<0.320		ug/L	7041312	7041312-BLK1	04/11/07 10:44
1,2-Dichloroethane	<0.370		ug/L	7041312	7041312-BLK1	04/11/07 10:44
Ethanol	<46.0		ug/L	7041312	7041312-BLK1	04/11/07 10:44
Ethyl tert-Butyl Ether	<0.210		ug/L	7041312	7041312-BLK1	04/11/07 10:44
Diisopropyl Ether	<0.210		ug/L	7041312	7041312-BLK1	04/11/07 10:44
Methyl tert-Butyl Ether	<0.190		ug/L	7041312	7041312-BLK1	04/11/07 10:44
Tertiary Butyl Alcohol	<4.07		ug/L	7041312	7041312-BLK1	04/11/07 10:44
Surrogate: <i>1,2</i> -Dichloroethane- <i>d4</i>	96%			7041312	7041312-BLK1	04/11/07 10:44
Surrogate: Dibromofluoromethane	103%			7041312	7041312-BLK1	04/11/07 10:44
Surrogate: Toluene- <i>d8</i>	96%			7041312	7041312-BLK1	04/11/07 10:44
Surrogate: <i>4</i> -Bromofluorobenzene	100%			7041312	7041312-BLK1	04/11/07 10:44
7042166-BLK1						
Tert-Amyl Methyl Ether	<0.200		ug/L	7042166	7042166-BLK1	04/12/07 11:27
1,2-Dibromoethane (EDB)	<0.320		ug/L	7042166	7042166-BLK1	04/12/07 11:27
1,2-Dichloroethane	<0.370		ug/L	7042166	7042166-BLK1	04/12/07 11:27
Ethyl tert-Butyl Ether	<0.210		ug/L	7042166	7042166-BLK1	04/12/07 11:27
Diisopropyl Ether	<0.210		ug/L	7042166	7042166-BLK1	04/12/07 11:27
Methyl tert-Butyl Ether	<0.190		ug/L	7042166	7042166-BLK1	04/12/07 11:27
Tertiary Butyl Alcohol	<4.07		ug/L	7042166	7042166-BLK1	04/12/07 11:27
Surrogate: <i>1,2</i> -Dichloroethane- <i>d4</i>	102%			7042166	7042166-BLK1	04/12/07 11:27
Surrogate: Dibromofluoromethane	96%			7042166	7042166-BLK1	04/12/07 11:27
Surrogate: Toluene- <i>d8</i>	96%			7042166	7042166-BLK1	04/12/07 11:27
Surrogate: <i>4</i> -Bromofluorobenzene	99%			7042166	7042166-BLK1	04/12/07 11:27
7042202-BLK1						

Client ERI Petaluma (10228)
601 North McDowell Blvd.
Petaluma, CA 94954
Attn Paula Sime

Work Order: NQD0049
Project Name: Exxon 7-0238
Project Number: 229313X
Received: 04/03/07 08:10

PROJECT QUALITY CONTROL DATA
Blank - Cont.

Analyte	Blank Value	Q	Units	Q.C. Batch	Lab Number	Analyzed Date/Time
Volatile Organic Compounds by EPA Method 8260B						
7042202-BLK1						
Tert-Amyl Methyl Ether	<0.200		ug/L	7042202	7042202-BLK1	04/11/07 23:40
Tert-Amyl Methyl Ether	<0.200		ug/L	7042202	7042202-BLK1	04/11/07 23:40
1,2-Dibromoethane (EDB)	<0.320		ug/L	7042202	7042202-BLK1	04/11/07 23:40
1,2-Dibromoethane (EDB)	<0.320		ug/L	7042202	7042202-BLK1	04/11/07 23:40
1,2-Dichloroethane	<0.370		ug/L	7042202	7042202-BLK1	04/11/07 23:40
1,2-Dichloroethane	<0.370		ug/L	7042202	7042202-BLK1	04/11/07 23:40
Ethanol	<46.0		ug/L	7042202	7042202-BLK1	04/11/07 23:40
Ethyl tert-Butyl Ether	<0.210		ug/L	7042202	7042202-BLK1	04/11/07 23:40
Ethyl tert-Butyl Ether	<0.210		ug/L	7042202	7042202-BLK1	04/11/07 23:40
Diisopropyl Ether	<0.210		ug/L	7042202	7042202-BLK1	04/11/07 23:40
Diisopropyl Ether	<0.210		ug/L	7042202	7042202-BLK1	04/11/07 23:40
Methyl tert-Butyl Ether	<0.190		ug/L	7042202	7042202-BLK1	04/11/07 23:40
Methyl tert-Butyl Ether	<0.190		ug/L	7042202	7042202-BLK1	04/11/07 23:40
Tertiary Butyl Alcohol	<4.07		ug/L	7042202	7042202-BLK1	04/11/07 23:40
Tertiary Butyl Alcohol	<4.07		ug/L	7042202	7042202-BLK1	04/11/07 23:40
Surrogate: 1,2-Dichloroethane-d4	100%			7042202	7042202-BLK1	04/11/07 23:40
Surrogate: 1,2-Dichloroethane-d4	100%			7042202	7042202-BLK1	04/11/07 23:40
Surrogate: Dibromofluoromethane	104%			7042202	7042202-BLK1	04/11/07 23:40
Surrogate: Dibromofluoromethane	104%			7042202	7042202-BLK1	04/11/07 23:40
Surrogate: Toluene-d8	96%			7042202	7042202-BLK1	04/11/07 23:40
Surrogate: Toluene-d8	96%			7042202	7042202-BLK1	04/11/07 23:40
Surrogate: 4-Bromofluorobenzene	99%			7042202	7042202-BLK1	04/11/07 23:40
Surrogate: 4-Bromofluorobenzene	99%			7042202	7042202-BLK1	04/11/07 23:40
Purgeable Petroleum Hydrocarbons						
7040224-BLK1						
GRO as Gasoline	<43.0		ug/L	7040224	7040224-BLK1	04/03/07 20:38
Surrogate: a,a,a-Trifluorotoluene	135%			7040224	7040224-BLK1	04/03/07 20:38
7040224-BLK2						
GRO as Gasoline	<43.0		ug/L	7040224	7040224-BLK2	04/03/07 20:57
Surrogate: a,a,a-Trifluorotoluene	136%			7040224	7040224-BLK2	04/03/07 20:57

Client ERI Petaluma (10228)
601 North McDowell Blvd.
Petaluma, CA 94954
Attn Paula Sime

Work Order: NQD0049
Project Name: Exxon 7-0238
Project Number: 229313X
Received: 04/03/07 08:10

PROJECT QUALITY CONTROL DATA
LCS

Analyte	Known Val.	Analyzed Val	Q	Units	% Rec.	Target Range	Batch	Analyzed Date/Time
Volatile Organic Compounds by EPA Method 8021B								
7040224-BS1								
Benzene	50.0	48.4		ug/L	97%	72 - 132	7040224	04/04/07 03:38
Ethylbenzene	50.0	51.0		ug/L	102%	75 - 119	7040224	04/04/07 03:38
Toluene	50.0	47.5		ug/L	95%	71 - 121	7040224	04/04/07 03:38
Xylenes, total	100	100		ug/L	100%	73 - 122	7040224	04/04/07 03:38
Surrogate: <i>a,a,a-Trifluorotoluene</i>	30.0	43.4			145%	57 - 145	7040224	04/04/07 03:38
7040224-BS2								
Benzene	50.0	49.2		ug/L	98%	72 - 132	7040224	04/04/07 03:57
Ethylbenzene	50.0	51.6		ug/L	103%	75 - 119	7040224	04/04/07 03:57
Toluene	50.0	48.7		ug/L	97%	71 - 121	7040224	04/04/07 03:57
Xylenes, total	100	100		ug/L	100%	73 - 122	7040224	04/04/07 03:57
Surrogate: <i>a,a,a-Trifluorotoluene</i>	30.0	41.5			138%	57 - 145	7040224	04/04/07 03:57
Volatile Organic Compounds by EPA Method 8260B								
7041312-BS1								
Tert-Amyl Methyl Ether	50.0	49.0	MNR1	ug/L	98%	68 - 134	7041312	04/11/07 09:47
1,2-Dibromoethane (EDB)	50.0	52.9	MNR1	ug/L	106%	83 - 128	7041312	04/11/07 09:47
1,2-Dichloroethane	50.0	49.1	MNR1	ug/L	98%	71 - 132	7041312	04/11/07 09:47
Ethanol	5000	4820	MNR1	ug/L	96%	39 - 180	7041312	04/11/07 09:47
Ethyl tert-Butyl Ether	50.0	46.4	MNR1	ug/L	93%	69 - 130	7041312	04/11/07 09:47
Diisopropyl Ether	50.0	46.6	MNR1	ug/L	93%	70 - 128	7041312	04/11/07 09:47
Methyl tert-Butyl Ether	50.0	47.5	MNR1	ug/L	95%	64 - 129	7041312	04/11/07 09:47
Tertiary Butyl Alcohol	500	476	MNR1	ug/L	95%	45 - 171	7041312	04/11/07 09:47
Surrogate: <i>1,2-Dichloroethane-d4</i>	50.0	47.7			95%	62 - 142	7041312	04/11/07 09:47
Surrogate: <i>Dibromofluoromethane</i>	50.0	47.7			95%	78 - 123	7041312	04/11/07 09:47
Surrogate: <i>Toluene-d8</i>	50.0	49.4			99%	79 - 120	7041312	04/11/07 09:47
Surrogate: <i>4-Bromofluorobenzene</i>	50.0	48.0			96%	75 - 133	7041312	04/11/07 09:47
7042166-BS1								
Tert-Amyl Methyl Ether	50.0	48.5		ug/L	97%	68 - 134	7042166	04/12/07 10:29
1,2-Dibromoethane (EDB)	50.0	51.4		ug/L	103%	83 - 128	7042166	04/12/07 10:29
1,2-Dichloroethane	50.0	50.0		ug/L	100%	71 - 132	7042166	04/12/07 10:29
Ethyl tert-Butyl Ether	50.0	46.7		ug/L	93%	69 - 130	7042166	04/12/07 10:29
Diisopropyl Ether	50.0	47.3		ug/L	95%	70 - 128	7042166	04/12/07 10:29
Methyl tert-Butyl Ether	50.0	47.2		ug/L	94%	64 - 129	7042166	04/12/07 10:29
Tertiary Butyl Alcohol	500	468		ug/L	94%	45 - 171	7042166	04/12/07 10:29
Surrogate: <i>1,2-Dichloroethane-d4</i>	50.0	48.5			97%	62 - 142	7042166	04/12/07 10:29
Surrogate: <i>Dibromofluoromethane</i>	50.0	50.4			101%	78 - 123	7042166	04/12/07 10:29
Surrogate: <i>Toluene-d8</i>	50.0	48.7			97%	79 - 120	7042166	04/12/07 10:29
Surrogate: <i>4-Bromofluorobenzene</i>	50.0	50.6			101%	75 - 133	7042166	04/12/07 10:29

7042202-BS1

Client ERI Petaluma (10228)
601 North McDowell Blvd.
Petaluma, CA 94954
Attn Paula Sime

Work Order: NQD0049
Project Name: Exxon 7-0238
Project Number: 229313X
Received: 04/03/07 08:10

PROJECT QUALITY CONTROL DATA
LCS - Cont.

Analyte	Known Val.	Analyzed Val	Q	Units	% Rec.	Target Range	Batch	Analyzed Date/Time
Volatile Organic Compounds by EPA Method 8260B								
7042202-BS1								
Tert-Amyl Methyl Ether	50.0	50.3		ug/L	101%	68 - 134	7042202	04/11/07 22:14
Tert-Amyl Methyl Ether	50.0	50.3		ug/L	101%	68 - 134	7042202	04/11/07 22:14
1,2-Dibromoethane (EDB)	50.0	52.3		ug/L	105%	83 - 128	7042202	04/11/07 22:14
1,2-Dibromoethane (EDB)	50.0	52.3		ug/L	105%	83 - 128	7042202	04/11/07 22:14
1,2-Dichloroethane	50.0	52.3		ug/L	105%	71 - 132	7042202	04/11/07 22:14
1,2-Dichloroethane	50.0	52.3		ug/L	105%	71 - 132	7042202	04/11/07 22:14
Ethanol	5000	4450		ug/L	89%	39 - 180	7042202	04/11/07 22:14
Ethyl tert-Butyl Ether	50.0	48.5		ug/L	97%	69 - 130	7042202	04/11/07 22:14
Ethyl tert-Butyl Ether	50.0	48.5		ug/L	97%	69 - 130	7042202	04/11/07 22:14
Diisopropyl Ether	50.0	47.2		ug/L	94%	70 - 128	7042202	04/11/07 22:14
Diisopropyl Ether	50.0	47.2		ug/L	94%	70 - 128	7042202	04/11/07 22:14
Methyl tert-Butyl Ether	50.0	49.8		ug/L	100%	64 - 129	7042202	04/11/07 22:14
Methyl tert-Butyl Ether	50.0	49.8		ug/L	100%	64 - 129	7042202	04/11/07 22:14
Tertiary Butyl Alcohol	500	471		ug/L	94%	45 - 171	7042202	04/11/07 22:14
Tertiary Butyl Alcohol	500	471		ug/L	94%	45 - 171	7042202	04/11/07 22:14
Surrogate: 1,2-Dichloroethane-d4	50.0	48.0			96%	62 - 142	7042202	04/11/07 22:14
Surrogate: 1,2-Dichloroethane-d4	50.0	48.0			96%	62 - 142	7042202	04/11/07 22:14
Surrogate: Dibromofluoromethane	50.0	49.9			100%	78 - 123	7042202	04/11/07 22:14
Surrogate: Dibromofluoromethane	50.0	49.9			100%	78 - 123	7042202	04/11/07 22:14
Surrogate: Toluene-d8	50.0	48.1			96%	79 - 120	7042202	04/11/07 22:14
Surrogate: Toluene-d8	50.0	48.1			96%	79 - 120	7042202	04/11/07 22:14
Surrogate: 4-Bromofluorobenzene	50.0	49.2			98%	75 - 133	7042202	04/11/07 22:14
Surrogate: 4-Bromofluorobenzene	50.0	49.2			98%	75 - 133	7042202	04/11/07 22:14
Purgeable Petroleum Hydrocarbons								
7040224-BS3								
GRO as Gasoline	1000	986		ug/L	99%	58 - 138	7040224	04/04/07 04:16
Surrogate: a,a,a-Trifluorotoluene	30.0	43.9			146%	44 - 152	7040224	04/04/07 04:16
7040224-BS4								
GRO as Gasoline	1000	1000		ug/L	100%	58 - 138	7040224	04/04/07 04:35
Surrogate: a,a,a-Trifluorotoluene	30.0	41.8			139%	44 - 152	7040224	04/04/07 04:35

Client ERI Petaluma (10228)
601 North McDowell Blvd.
Petaluma, CA 94954
Attn Paula Sime

Work Order: NQD0049
Project Name: Exxon 7-0238
Project Number: 229313X
Received: 04/03/07 08:10

PROJECT QUALITY CONTROL DATA
LCS Dup

Analyte	Orig. Val.	Duplicate	Q	Units	Spike Conc	% Rec.	Target Range	RPD	Limit	Batch	Sample Duplicated	Analyzed Date/Time
Volatile Organic Compounds by EPA Method 8260B												
7042202-BSD1												
Tert-Amyl Methyl Ether		47.4		ug/L	50.0	95%	68 - 134	6	41	7042202		04/11/07 22:43
Tert-Amyl Methyl Ether		47.4		ug/L	50.0	95%	68 - 134	6	41	7042202		04/11/07 22:43
1,2-Dibromoethane (EDB)		53.7		ug/L	50.0	107%	83 - 128	3	31	7042202		04/11/07 22:43
1,2-Dibromoethane (EDB)		53.7		ug/L	50.0	107%	83 - 128	3	31	7042202		04/11/07 22:43
1,2-Dichloroethane		49.6		ug/L	50.0	99%	71 - 132	5	28	7042202		04/11/07 22:43
1,2-Dichloroethane		49.6		ug/L	50.0	99%	71 - 132	5	28	7042202		04/11/07 22:43
Ethanol		4220		ug/L	5000	84%	39 - 180	5	50	7042202		04/11/07 22:43
Ethyl tert-Butyl Ether		46.0		ug/L	50.0	92%	69 - 130	5	41	7042202		04/11/07 22:43
Ethyl tert-Butyl Ether		46.0		ug/L	50.0	92%	69 - 130	5	41	7042202		04/11/07 22:43
Diisopropyl Ether		45.0		ug/L	50.0	90%	70 - 128	5	26	7042202		04/11/07 22:43
Diisopropyl Ether		45.0		ug/L	50.0	90%	70 - 128	5	26	7042202		04/11/07 22:43
Methyl tert-Butyl Ether		46.1		ug/L	50.0	92%	64 - 129	8	27	7042202		04/11/07 22:43
Methyl tert-Butyl Ether		46.1		ug/L	50.0	92%	64 - 129	8	27	7042202		04/11/07 22:43
Tertiary Butyl Alcohol		407		ug/L	500	81%	45 - 171	15	50	7042202		04/11/07 22:43
Tertiary Butyl Alcohol		407		ug/L	500	81%	45 - 171	15	50	7042202		04/11/07 22:43
Surrogate: 1,2-Dichloroethane-d4		48.2		ug/L	50.0	96%	62 - 142			7042202		04/11/07 22:43
Surrogate: 1,2-Dichloroethane-d4		48.2		ug/L	50.0	96%	62 - 142			7042202		04/11/07 22:43
Surrogate: Dibromofluoromethane		49.4		ug/L	50.0	99%	78 - 123			7042202		04/11/07 22:43
Surrogate: Dibromofluoromethane		49.4		ug/L	50.0	99%	78 - 123			7042202		04/11/07 22:43
Surrogate: Toluene-d8		48.9		ug/L	50.0	98%	79 - 120			7042202		04/11/07 22:43
Surrogate: Toluene-d8		48.9		ug/L	50.0	98%	79 - 120			7042202		04/11/07 22:43
Surrogate: 4-Bromofluorobenzene		49.4		ug/L	50.0	99%	75 - 133			7042202		04/11/07 22:43
Surrogate: 4-Bromofluorobenzene		49.4		ug/L	50.0	99%	75 - 133			7042202		04/11/07 22:43

Client ERI Petaluma (10228)
601 North McDowell Blvd.
Petaluma, CA 94954
Attn Paula Sime

Work Order: NQD0049
Project Name: Exxon 7-0238
Project Number: 229313X
Received: 04/03/07 08:10

PROJECT QUALITY CONTROL DATA
Matrix Spike

Analyte	Orig. Val.	MS Val	Q	Units	Spike Conc	% Rec.	Target Range	Batch	Sample Spiked	Analyzed Date/Time
Volatile Organic Compounds by EPA Method 8021B										
7040224-MS1										
Benzene	ND	51.2		ug/L	50.0	102%	72 - 133	7040224	NQC4174-01	04/04/07 13:18
Ethylbenzene	ND	57.0		ug/L	50.0	114%	75 - 137	7040224	NQC4174-01	04/04/07 13:18
Toluene	ND	51.7		ug/L	50.0	103%	71 - 127	7040224	NQC4174-01	04/04/07 13:18
Xylenes, total	ND	109		ug/L	100	109%	73 - 140	7040224	NQC4174-01	04/04/07 13:18
Surrogate: <i>a,a,a-Trifluorotoluene</i>		42.3		ug/L	30.0	141%	57 - 145	7040224	NQC4174-01	04/04/07 13:18
Volatile Organic Compounds by EPA Method 8260B										
7042166-MS1										
Tert-Amyl Methyl Ether	ND	51.8		ug/L	50.0	104%	52 - 154	7042166	NQD0315-03R E1	04/12/07 20:32
1,2-Dibromoethane (EDB)	ND	53.4		ug/L	50.0	107%	72 - 138	7042166	NQD0315-03R E1	04/12/07 20:32
1,2-Dichloroethane	1.76	54.7		ug/L	50.0	106%	59 - 149	7042166	NQD0315-03R E1	04/12/07 20:32
Ethyl tert-Butyl Ether	ND	50.0		ug/L	50.0	100%	54 - 154	7042166	NQD0315-03R E1	04/12/07 20:32
Diisopropyl Ether	ND	50.4		ug/L	50.0	101%	64 - 144	7042166	NQD0315-03R E1	04/12/07 20:32
Methyl tert-Butyl Ether	87.0	194	M7	ug/L	50.0	214%	54 - 143	7042166	NQD0315-03R E1	04/12/07 20:32
Tertiary Butyl Alcohol	ND	492		ug/L	500	98%	35 - 208	7042166	NQD0315-03R E1	04/12/07 20:32
Surrogate: <i>1,2-Dichloroethane-d4</i>		49.7		ug/L	50.0	99%	62 - 142	7042166	NQD0315-03R E1	04/12/07 20:32
Surrogate: <i>Dibromofluoromethane</i>		50.8		ug/L	50.0	102%	78 - 123	7042166	NQD0315-03R E1	04/12/07 20:32
Surrogate: <i>Toluene-d8</i>		50.6		ug/L	50.0	101%	79 - 120	7042166	NQD0315-03R E1	04/12/07 20:32
Surrogate: <i>4-Bromofluorobenzene</i>		49.8		ug/L	50.0	100%	75 - 133	7042166	NQD0315-03R E1	04/12/07 20:32
7042202-MS1										
Tert-Amyl Methyl Ether	ND	48.8		ug/L	50.0	98%	52 - 154	7042202	NQD0049-02	04/12/07 08:16
Tert-Amyl Methyl Ether	ND	48.8		ug/L	50.0	98%	52 - 154	7042202	NQD0049-02	04/12/07 08:16
1,2-Dibromoethane (EDB)	ND	54.3		ug/L	50.0	109%	72 - 138	7042202	NQD0049-02	04/12/07 08:16
1,2-Dibromoethane (EDB)	ND	54.3		ug/L	50.0	109%	72 - 138	7042202	NQD0049-02	04/12/07 08:16
1,2-Dichloroethane	ND	52.4		ug/L	50.0	105%	59 - 149	7042202	NQD0049-02	04/12/07 08:16
1,2-Dichloroethane	ND	52.4		ug/L	50.0	105%	59 - 149	7042202	NQD0049-02	04/12/07 08:16
Ethanol	ND	5140		ug/L	5000	103%	28 - 184	7042202	NQD0049-02	04/12/07 08:16
Ethyl tert-Butyl Ether	ND	44.2		ug/L	50.0	88%	54 - 154	7042202	NQD0049-02	04/12/07 08:16
Ethyl tert-Butyl Ether	ND	44.2		ug/L	50.0	88%	54 - 154	7042202	NQD0049-02	04/12/07 08:16
Diisopropyl Ether	ND	45.8		ug/L	50.0	92%	64 - 144	7042202	NQD0049-02	04/12/07 08:16
Diisopropyl Ether	ND	45.8		ug/L	50.0	92%	64 - 144	7042202	NQD0049-02	04/12/07 08:16

Client ERI Petaluma (10228)
601 North McDowell Blvd.
Petaluma, CA 94954
Attn Paula Sime

Work Order: NQD0049
Project Name: Exxon 7-0238
Project Number: 229313X
Received: 04/03/07 08:10

PROJECT QUALITY CONTROL DATA
Matrix Spike - Cont.

Analyte	Orig. Val.	MS Val	Q	Units	Spike Conc	% Rec.	Target Range	Batch	Sample Spiked	Analyzed Date/Time
Volatile Organic Compounds by EPA Method 8260B										
7042202-MS1										
Methyl tert-Butyl Ether	144	193		ug/L	50.0	98%	54 - 143	7042202	NQD0049-02	04/12/07 08:16
Methyl tert-Butyl Ether	144	193		ug/L	50.0	98%	54 - 143	7042202	NQD0049-02	04/12/07 08:16
Tertiary Butyl Alcohol	297	811		ug/L	500	103%	35 - 208	7042202	NQD0049-02	04/12/07 08:16
Tertiary Butyl Alcohol	297	811		ug/L	500	103%	35 - 208	7042202	NQD0049-02	04/12/07 08:16
Surrogate: 1,2-Dichloroethane-d4		47.2		ug/L	50.0	94%	62 - 142	7042202	NQD0049-02	04/12/07 08:16
Surrogate: 1,2-Dichloroethane-d4		47.2		ug/L	50.0	94%	62 - 142	7042202	NQD0049-02	04/12/07 08:16
Surrogate: Dibromofluoromethane		50.4		ug/L	50.0	101%	78 - 123	7042202	NQD0049-02	04/12/07 08:16
Surrogate: Dibromofluoromethane		50.4		ug/L	50.0	101%	78 - 123	7042202	NQD0049-02	04/12/07 08:16
Surrogate: Toluene-d8		48.4		ug/L	50.0	97%	79 - 120	7042202	NQD0049-02	04/12/07 08:16
Surrogate: Toluene-d8		48.4		ug/L	50.0	97%	79 - 120	7042202	NQD0049-02	04/12/07 08:16
Surrogate: 4-Bromofluorobenzene		48.6		ug/L	50.0	97%	75 - 133	7042202	NQD0049-02	04/12/07 08:16
Surrogate: 4-Bromofluorobenzene		48.6		ug/L	50.0	97%	75 - 133	7042202	NQD0049-02	04/12/07 08:16
Purgeable Petroleum Hydrocarbons										
7040224-MS1										
GRO as Gasoline	ND	908		ug/L	550	165%	34 - 201	7040224	NQC4174-01	04/04/07 13:18
Surrogate: a,a,a-Trifluorotoluene		42.3		ug/L	30.0	141%	44 - 152	7040224	NQC4174-01	04/04/07 13:18

Client ERI Petaluma (10228)
601 North McDowell Blvd.
Petaluma, CA 94954
Attn Paula Sime

Work Order: NQD0049
Project Name: Exxon 7-0238
Project Number: 229313X
Received: 04/03/07 08:10

PROJECT QUALITY CONTROL DATA
Matrix Spike Dup

Analyte	Orig. Val.	Duplicate	Q	Units	Spike Conc	% Rec.	Target Range	RPD	Limit	Batch	Sample Duplicated	Analyzed Date/Time
Volatile Organic Compounds by EPA Method 8021B												
7040224-MSD1												
Benzene	ND	50.7		ug/L	50.0	101%	72 - 133	1	11	7040224	NQC4174-01	04/04/07 13:37
Ethylbenzene	ND	55.8		ug/L	50.0	112%	75 - 137	2	18	7040224	NQC4174-01	04/04/07 13:37
Toluene	ND	51.7		ug/L	50.0	103%	71 - 127	0	15	7040224	NQC4174-01	04/04/07 13:37
Xylenes, total	ND	106		ug/L	100	106%	73 - 140	3	14	7040224	NQC4174-01	04/04/07 13:37
Surrogate: a,a,a-Trifluorotoluene		41.9		ug/L	30.0	140%	57 - 145			7040224	NQC4174-01	04/04/07 13:37
Volatile Organic Compounds by EPA Method 8260B												
7042166-MSD1												
Tert-Amyl Methyl Ether	ND	51.2		ug/L	50.0	102%	52 - 154	1	41	7042166	NQD0315-03R	04/12/07 21:01
1,2-Dibromoethane (EDB)	ND	54.6		ug/L	50.0	109%	72 - 138	2	31	7042166	NQD0315-03R	04/12/07 21:01
1,2-Dichloroethane	1.76	53.1		ug/L	50.0	103%	59 - 149	3	28	7042166	NQD0315-03R	04/12/07 21:01
Ethyl tert-Butyl Ether	ND	47.9		ug/L	50.0	96%	54 - 154	4	41	7042166	NQD0315-03R	04/12/07 21:01
Diisopropyl Ether	ND	50.7		ug/L	50.0	101%	64 - 144	0.6	26	7042166	NQD0315-03R	04/12/07 21:01
Methyl tert-Butyl Ether	87.0	118	R2	ug/L	50.0	62%	54 - 143	49	27	7042166	NQD0315-03R	04/12/07 21:01
Tertiary Butyl Alcohol	ND	426		ug/L	500	85%	35 - 208	14	50	7042166	NQD0315-03R	04/12/07 21:01
Surrogate: 1,2-Dichloroethane-d4		50.0		ug/L	50.0	100%	62 - 142			7042166	NQD0315-03R	04/12/07 21:01
Surrogate: Dibromofluoromethane		49.6		ug/L	50.0	99%	78 - 123			7042166	NQD0315-03R	04/12/07 21:01
Surrogate: Toluene-d8		49.8		ug/L	50.0	100%	79 - 120			7042166	NQD0315-03R	04/12/07 21:01
Surrogate: 4-Bromofluorobenzene		51.0		ug/L	50.0	102%	75 - 133			7042166	NQD0315-03R	04/12/07 21:01
7042202-MSD1												
Tert-Amyl Methyl Ether	ND	47.2		ug/L	50.0	94%	52 - 154	3	41	7042202	NQD0049-02	04/12/07 08:45
Tert-Amyl Methyl Ether	ND	47.2		ug/L	50.0	94%	52 - 154	3	41	7042202	NQD0049-02	04/12/07 08:45
1,2-Dibromoethane (EDB)	ND	57.0		ug/L	50.0	114%	72 - 138	5	31	7042202	NQD0049-02	04/12/07 08:45
1,2-Dibromoethane (EDB)	ND	57.0		ug/L	50.0	114%	72 - 138	5	31	7042202	NQD0049-02	04/12/07 08:45
1,2-Dichloroethane	ND	49.4		ug/L	50.0	99%	59 - 149	6	28	7042202	NQD0049-02	04/12/07 08:45
1,2-Dichloroethane	ND	49.4		ug/L	50.0	99%	59 - 149	6	28	7042202	NQD0049-02	04/12/07 08:45
Ethanol	ND	5350		ug/L	5000	107%	28 - 184	4	50	7042202	NQD0049-02	04/12/07 08:45
Ethyl tert-Butyl Ether	ND	44.2		ug/L	50.0	88%	54 - 154	0	41	7042202	NQD0049-02	04/12/07 08:45
Ethyl tert-Butyl Ether	ND	44.2		ug/L	50.0	88%	54 - 154	0	41	7042202	NQD0049-02	04/12/07 08:45
Diisopropyl Ether	ND	44.8		ug/L	50.0	90%	64 - 144	2	26	7042202	NQD0049-02	04/12/07 08:45
Diisopropyl Ether	ND	44.8		ug/L	50.0	90%	64 - 144	2	26	7042202	NQD0049-02	04/12/07 08:45
Methyl tert-Butyl Ether	144	183		ug/L	50.0	78%	54 - 143	5	27	7042202	NQD0049-02	04/12/07 08:45
Methyl tert-Butyl Ether	144	183		ug/L	50.0	78%	54 - 143	5	27	7042202	NQD0049-02	04/12/07 08:45
Tertiary Butyl Alcohol	297	850		ug/L	500	111%	35 - 208	5	50	7042202	NQD0049-02	04/12/07 08:45

Client ERI Petaluma (10228)
 601 North McDowell Blvd.
 Petaluma, CA 94954
 Attn Paula Sime

Work Order: NQD0049
 Project Name: Exxon 7-0238
 Project Number: 229313X
 Received: 04/03/07 08:10

PROJECT QUALITY CONTROL DATA
Matrix Spike Dup - Cont.

Analyte	Orig. Val.	Duplicate	Q	Units	Spike Conc	% Rec.	Target Range	RPD	Limit	Batch	Sample Duplicated	Analyzed Date/Time
Volatile Organic Compounds by EPA Method 8260B												
7042202-MSD1												
Tertiary Butyl Alcohol	297	850		ug/L	500	111%	35 - 208	5	50	7042202	NQD0049-02	04/12/07 08:45
Surrogate: 1,2-Dichloroethane-d4		49.5		ug/L	50.0	99%	62 - 142			7042202	NQD0049-02	04/12/07 08:45
Surrogate: 1,2-Dichloroethane-d4		49.5		ug/L	50.0	99%	62 - 142			7042202	NQD0049-02	04/12/07 08:45
Surrogate: Dibromofluoromethane		48.2		ug/L	50.0	96%	78 - 123			7042202	NQD0049-02	04/12/07 08:45
Surrogate: Dibromofluoromethane		48.2		ug/L	50.0	96%	78 - 123			7042202	NQD0049-02	04/12/07 08:45
Surrogate: Toluene-d8		48.6		ug/L	50.0	97%	79 - 120			7042202	NQD0049-02	04/12/07 08:45
Surrogate: Toluene-d8		48.6		ug/L	50.0	97%	79 - 120			7042202	NQD0049-02	04/12/07 08:45
Surrogate: 4-Bromofluorobenzene		46.3		ug/L	50.0	93%	75 - 133			7042202	NQD0049-02	04/12/07 08:45
Surrogate: 4-Bromofluorobenzene		46.3		ug/L	50.0	93%	75 - 133			7042202	NQD0049-02	04/12/07 08:45
Purgeable Petroleum Hydrocarbons												
7040224-MSD1												
GRO as Gasoline	ND	884		ug/L	550	161%	34 - 201	3	28	7040224	NQC4174-01	04/04/07 13:37
Surrogate: a,a,a-Trifluorotoluene		41.9		ug/L	30.0	140%	44 - 152			7040224	NQC4174-01	04/04/07 13:37

Client ERI Petaluma (10228)
601 North McDowell Blvd.
Petaluma, CA 94954
Attn Paula Sime

Work Order: NQD0049
Project Name: Exxon 7-0238
Project Number: 229313X
Received: 04/03/07 08:10

CERTIFICATION SUMMARY

TestAmerica - Nashville, TN

Method	Matrix	AIHA	Nelac	California
NA	Water			
SW846 8015B	Water	N/A	X	X
SW846 8021B	Water	N/A	X	X
SW846 8260B	Water	N/A	X	X

Client ERI Petaluma (10228)
601 North McDowell Blvd.
Petaluma, CA 94954
Attn Paula Sime

Work Order: NQD0049
Project Name: Exxon 7-0238
Project Number: 229313X
Received: 04/03/07 08:10

NELAC CERTIFICATION SUMMARY

TestAmerica Analytical - Nashville does not hold NELAC certifications for the following analytes included in this report

Method

Matrix

Analyte

Client ERI Petaluma (10228)
601 North McDowell Blvd.
Petaluma, CA 94954

Attn Paula Sime

Work Order: NQD0049
Project Name: Exxon 7-0238
Project Number: 229313X
Received: 04/03/07 08:10

DATA QUALIFIERS AND DEFINITIONS

M7 The MS and/or MSD were above the acceptance limits. See Blank Spike (LCS).
MNRI There was no MS/MSD analyzed with this batch due to insufficient sample volume. See Blank Spike.
R2 The RPD exceeded the acceptance limit.
ND Not detected at the reporting limit (or method detection limit if shown)

METHOD MODIFICATION NOTES



Nashville Division
COOLER RECEIPT FORM

BC#

NQD0049

Cooler Received/Opened On 4/3/07 @ 8:10

1. Indicate the Airbill Tracking Number (last 4 digits for Fedex only) and Name of Courier below: 1081

Fed-Ex UPS Velocity DHL Route Off-street Misc.

2. Temperature of representative sample or temperature blank when opened: 36 Degrees Celsius (indicate IR Gun ID#)

NA A00466 A00750 A01124 100190 101282 10594 90942856

3. Were custody seals on outside of cooler?..... YES...NO...NA

a. If yes, how many and where: 1 Front

4. Were the seals intact, signed, and dated correctly?..... YES...NO...NA

5. Were custody papers inside cooler?..... YES...NO...NA

I certify that I opened the cooler and answered questions 1-5 (initial)..... JR

6. Were custody seals on containers: YES NO and Intact YES NO NA

were these signed, and dated correctly?..... YES...NO... NA

7. What kind of packing material used? Bubblewrap Peanuts Vermiculite Foam Insert

Plastic bag Paper Other _____ None

8. Cooling process: Ice Ice-pack Ice (direct contact) Dry ice Other None

9. Did all containers arrive in good condition (unbroken)?..... YES...NO...NA

10. Were all container labels complete (#, date, signed, pres., etc)?..... YES...NO...NA

11. Did all container labels and tags agree with custody papers?..... YES...NO...NA

12. a. Were VOA vials received?..... YES...NO...NA

b. Was there any observable head space present in any VOA vial?..... YES... NO...NA

I certify that I unloaded the cooler and answered questions 6-12 (initial)..... JR

13. a. On preserved bottles did the pH test strips suggest that preservation reached the correct pH level? YES...NO... NA

b. Did the bottle labels indicate that the correct preservatives were used..... YES...NO...NA

If preservation in-house was needed, record standard ID of preservative used here _____

14. Was residual chlorine present?..... YES...NO... NA

I certify that I checked for chlorine and pH as per SOP and answered questions 13-14 (initial)..... JR

15. Were custody papers properly filled out (ink, signed, etc)?..... YES...NO...NA

16. Did you sign the custody papers in the appropriate place?..... YES...NO...NA

17. Were correct containers used for the analysis requested?..... YES...NO...NA

18. Was sufficient amount of sample sent in each container?..... YES...NO...NA

I certify that I entered this project into LIMS and answered questions 15-18 (initial)..... JR

I certify that I attached a label with the unique LIMS number to each container (initial)..... JR

19. Were there Non-Conformance issues at login YES NO Was a PIPE generated YES NO # _____

CHAIN OF CUSTODY RECORD



408-776-9600
Morgan Hill Division
885 Jarvis Drive
Morgan Hill, CA 95037



Consultant Name: Environmental Resolutions, Inc.

Address: 601 N. McDowell Blvd

City/State/Zip: Petaluma, California 94954

Project Manager: Paula Sime

Telephone Number: (707) 766-2000

ERI Job Number: 229313X

Sampler Name: (Print) John Raxter

Sampler Signature: [Signature]

Lab Courier Hand Deliver Commercial Express Other:

ExxonMobil Engineer Jennifer Sedlachek

Telephone Number (510) 547-8196

Account #: 10228

PO #: _____

Facility ID # 70238

Global ID# T0600101343

Site Address 2200 East 12th Street

City, State Zip Oakland, California

NQD0049
04/06/07 23:59

TAT <input type="checkbox"/> 24 hour <input type="checkbox"/> 48 hour <input checked="" type="checkbox"/> 8 day <input checked="" type="checkbox"/> 72 hour <input type="checkbox"/> 96 hour	PROVIDE: EDF Report	Special Instructions: 7 CA Oxys = MTBE, ETBE, TAME, DIPE, TBA, 1,2-DCA, EDB. " TBA detection limit < 12 ug/L"	Matrix				Analyze For:												
			Water	Soil	Vapor	TPHg 8015B	BTEX 8021B	MTBE 8260B	7 CA Oxys 8260B	Ethanol 8260B									
Sample ID / Description	DATE	TIME	COMP	GRAB	PRESERV	NUMBER													
QCBB	3/29/07	15:00			HCI	2 VOAs	X				H	O	L	D					NQD 0049-1
MW9A		1155			HCI	6 VOAs	X				X	X	X	X	X				2
MW9B		1423			HCI	6 VOAs	X				X	X	X	X					3
MW9C		1447			HCI	6 VOAs	X				X	X	X	X					4
MW9D		1435			HCI	6 VOAs	X				X	X	X	X					5
MW9F					HCI	6 VOAs	X				X	X	X	X					
MW9G					HCI	6 VOAs	X				X	X	X	X					
MW9H					HCI	6 VOAs	X				X	X	X	X					
MW9I		1437			HCI	6 VOAs	X				X	X	X	X	X				6

Relinquished by: [Signature] Date 3/29/07 Time 1648 Received by: [Signature] (TAMM) Date 3/30/07 Time 1325

Relinquished by: [Signature] Date 3/30/07 Time 1800 Received by: [Signature] Date 03/30/07 Time 1500

Laboratory Comments:
Temperature Upon Receipt: 2-7
Sample Containers Intact? Y
VOAs Free of Headspace? X

Bhavil 04-02-07 14:10

[Signature] 4/13/07 8:10 3-6°C

TEST AMERICA SAMPLE RECEIPT LOG

CLIENT NAME: ERS
 REC. BY (PRINT) Bhauy
 WORKORDER: _____

DATE REC'D AT LAB: 03-30-07
 TIME REC'D AT LAB: 1400
 DATE LOGGED IN: _____

For Regulatory Purposes?
 DRINKING WATER YES / NO
 WASTE WATER YES / NO

CIRCLE THE APPROPRIATE RESPONSE	LAB SAMPLE #	CLIENT ID	CONTAINER DESCRIPTION	PRESERVATIVE	pH	SAMPLE MATRIX	DATE SAMPLED	REMARKS: CONDITION (ETC.)
1. Custody Seal(s) Present / <input checked="" type="radio"/> Absent Intact / Broken*								Bhauy 03-30-07 (A large diagonal line is drawn across the table from the bottom-left to the top-right.)
2. Chain of Custody <input checked="" type="radio"/> Present / Absent*								
3. Traffic Reports or Packing List Present / <input checked="" type="radio"/> Absent								
4. Airbill Airbill / Sticker Present / <input checked="" type="radio"/> Absent								
5. Airbill # _____								
6. Sample Labels <input checked="" type="radio"/> Present / Absent								
7. Sample IDs <input checked="" type="radio"/> Listed / Not Listed on Chain of Custody								
8. Sample Condition <input checked="" type="radio"/> Intact / Broken* / Leaking*								
9. Does information on chain-of-custody, traffic reports and sample labels agree? <input checked="" type="radio"/> Yes / No*								
10. Sample received within hold time? <input checked="" type="radio"/> Yes / No*								
11. Adequate sample volume received? <input checked="" type="radio"/> Yes / No*								
12. Proper preservatives used? <input checked="" type="radio"/> Yes / No*								
13. Trip Blank / Temp Blank Received? (circle which, if yes) <input checked="" type="radio"/> Yes / <input checked="" type="radio"/> No								
14. Read Temp <u>2.7</u> Corrected Temp <u>2.7</u> Is corrected temp 4 +/- 2°C? <input checked="" type="radio"/> Yes / No**								

(Acceptance range for samples requiring thermal pres)
 **Exception (if any) METALS / DIT ON ICE or Problem COC

*IF CIRCLED, CONTACT PROJECT MANAGER AND ATTACH RECORD OF RESOLUTION.

Pedro Hufano

From: Christina Woodcock
Sent: Monday, April 02, 2007 8:12 AM
To: Andrew J. Medeiros; Bhavin B. Patel; Pedro Hufano
Cc: Leah Klingensmith
Subject: ERI 7-0238 3-29
Attachments: ERI 7-0238 3-29.pdf


send all of it to Nashville

Christina Woodcock
Project Manager - Morgan Hill, CA Facility
Direct line: 408.782.8154
cwoodcock@testamencainc.com

February 12, 2007 12:03:56PM

Client: ERI Petaluma (10228)
601 North McDowell Blvd.
Petaluma, CA 94954
Attn: Paula Sime

Work Order: NQB0628
Project Name: Exxon 7-0238
Project Nbr: 2293 11X
P/O Nbr: 4507207187
Date Received: 02/07/07



SAMPLE IDENTIFICATION	LAB NUMBER	COLLECTION DATE AND TIME
A-EFF	NQB0628-01	02/02/07 09:30
A-INF	NQB0628-02	02/02/07 10:00

An executed copy of the chain of custody, the project quality control data, and the sample receipt form are also included as an addendum to this report. If you have any questions relating to this analytical report, please contact your Laboratory Project Manager at 1-800-765-0980. Any opinions, if expressed, are outside the scope of the Laboratory's accreditation.

This material is intended only for the use of the individual(s) or entity to whom it is addressed, and may contain information that is privileged and confidential. If you are not the intended recipient, or the employee or agent responsible for delivering this material to the intended recipient, you are hereby notified that any dissemination, distribution, or copying of this material is strictly prohibited. If you have received this material in error, please notify us immediately at 615-726-0177.

The Chain(s) of Custody, 4 pages, are included and are an integral part of this report.

These results relate only to the items tested. This report shall not be reproduced except in full and with permission of the laboratory.

Estimated uncertainty is available upon request.

This report has been electronically signed.

Report Approved By:

Leah R. Klingensmith
Senior Project Management

Client ERI Petaluma (10228)
 601 North McDowell Blvd.
 Petaluma, CA 94954
 Attn Paula Sime

Work Order: NQB0628
 Project Name: Exxon 7-0238
 Project Number: 2293 11X
 Received: 02/07/07 07:45

ANALYTICAL REPORT

Analyte	Result	Flag	Units	MRL	Dilution Factor	Analysis Date/Time	Method	Batch
Sample ID: NQB0628-01 (A-EFF - Air) Sampled: 02/02/07 09:30								
BTEX in Air by GC/PID								
Methyl tert-Butyl Ether	ND		mg/m3	0.500	1	02/07/07 22:03	EPA 18M	7021183
Benzene	ND		mg/m3	0.500	1	02/07/07 22:03	EPA 18M	7021183
Toluene	ND		mg/m3	0.500	1	02/07/07 22:03	EPA 18M	7021183
Ethylbenzene	ND		mg/m3	0.500	1	02/07/07 22:03	EPA 18M	7021183
Xylenes, total	ND		mg/m3	1.50	1	02/07/07 22:03	EPA 18M	7021183
>C4 - C10 Hydrocarbons	ND		mg/m3	50.0	1	02/07/07 22:03	EPA 18M	7021183
Sample ID: NQB0628-02 (A-INF - Air) Sampled: 02/02/07 10:00								
BTEX in Air by GC/PID								
Methyl tert-Butyl Ether	ND		mg/m3	0.500	1	02/07/07 22:32	EPA 18M	7021183
Benzene	ND		mg/m3	0.500	1	02/07/07 22:32	EPA 18M	7021183
Toluene	ND		mg/m3	0.500	1	02/07/07 22:32	EPA 18M	7021183
Ethylbenzene	ND		mg/m3	0.500	1	02/07/07 22:32	EPA 18M	7021183
Xylenes, total	ND		mg/m3	1.50	1	02/07/07 22:32	EPA 18M	7021183
>C4 - C10 Hydrocarbons	ND		mg/m3	50.0	1	02/07/07 22:32	EPA 18M	7021183

Client ERI Petaluma (10228)
601 North McDowell Blvd.
Petaluma, CA 94954
Attn Paula Sime

Work Order: NQB0628
Project Name: Exxon 7-0238
Project Number: 2293 11X
Received: 02/07/07 07:45

PROJECT QUALITY CONTROL DATA

Blank

Analyte	Blank Value	Q	Units	Q.C. Batch	Lab Number	Analyzed Date/Time
BTEX in Air by GC/PID						
7021183-BLK1						
Methyl tert-Butyl Ether	<0.230		mg/m3	7021183	7021183-BLK1	02/07/07 18:36
Benzene	<0.270		mg/m3	7021183	7021183-BLK1	02/07/07 18:36
Toluene	<0.390		mg/m3	7021183	7021183-BLK1	02/07/07 18:36
Ethylbenzene	<0.220		mg/m3	7021183	7021183-BLK1	02/07/07 18:36
Xylenes, total	<1.19		mg/m3	7021183	7021183-BLK1	02/07/07 18:36
>C4 - C10 Hydrocarbons	<12.0		mg/m3	7021183	7021183-BLK1	02/07/07 18:36

Client ERI Petaluma (10228)
 601 North McDowell Blvd.
 Petaluma, CA 94954
 Attn Paula Sime

Work Order: NQB0628
 Project Name: Exxon 7-0238
 Project Number: 2293 11X
 Received: 02/07/07 07:45

PROJECT QUALITY CONTROL DATA
Duplicate

Analyte	Orig. Val.	Duplicate	Q	Units	RPD	Limit	Batch	Sample Duplicated	Analyzed Date/Time
BTEX in Air by GC/PID									
7021183-DUP1									
Methyl tert-Butyl Ether	ND	ND		mg/m3		29	7021183	NQB0626-01	02/08/07 19:29
Benzene	ND	ND		mg/m3		16	7021183	NQB0626-01	02/08/07 19:29
Toluene	ND	ND		mg/m3		29	7021183	NQB0626-01	02/08/07 19:29
Ethylbenzene	ND	ND		mg/m3		29	7021183	NQB0626-01	02/08/07 19:29
Xylenes, total	ND	ND		mg/m3		40	7021183	NQB0626-01	02/08/07 19:29
>C4 - C10 Hydrocarbons	ND	ND		mg/m3		26	7021183	NQB0626-01	02/08/07 19:29

Client ERI Petaluma (10228)
601 North McDowell Blvd.
Petaluma, CA 94954
Attn Paula Sime

Work Order: NQB0628
Project Name: Exxon 7-0238
Project Number: 2293 11X
Received: 02/07/07 07:45

PROJECT QUALITY CONTROL DATA
LCS

Analyte	Known Val.	Analyzed Val	Q	Units	% Rec.	Target Range	Batch	Analyzed Date/Time
BTEX in Air by GC/PID								
7021183-BS1								
Methyl tert-Butyl Ether	18.0	17.9		mg/m3	99%	70 - 130	7021183	02/08/07 01:29
Benzene	16.0	16.0		mg/m3	100%	70 - 130	7021183	02/08/07 01:29
Toluene	19.0	19.0		mg/m3	100%	70 - 130	7021183	02/08/07 01:29
Ethylbenzene	22.0	20.9		mg/m3	95%	70 - 130	7021183	02/08/07 01:29
Xylenes, total	65.5	64.7		mg/m3	99%	70 - 130	7021183	02/08/07 01:29
>C4 - C10 Hydrocarbons	226	223		mg/m3	99%	70 - 130	7021183	02/08/07 01:29

Client ERI Petaluma (10228)
601 North McDowell Blvd.
Petaluma, CA 94954
Attn Paula Sime

Work Order: NQB0628
Project Name: Exxon 7-0238
Project Number: 2293 11X
Received: 02/07/07 07:45

CERTIFICATION SUMMARY

TestAmerica - Nashville, TN

Method	Matrix	AIHA	Nelac	California
EPA 18M	Air			
NA	Air			

Client ERI Petaluma (10228)
601 North McDowell Blvd.
Petaluma, CA 94954
Attn Paula Sime

Work Order: NQB0628
Project Name: Exxon 7-0238
Project Number: 2293 11X
Received: 02/07/07 07:45

NELAC CERTIFICATION SUMMARY

TestAmerica Analytical - Nashville does not hold NELAC certifications for the following analytes included in this report

<u>Method</u>	<u>Matrix</u>	<u>Analyte</u>
EPA 18M	Air	>C4 - C10 Hydrocarbons Benzene Ethylbenzene Methyl tert-Butyl Ether Toluene Xylenes, total

Nashville Division
COOLER RECEIPT FORM

BC#



NQB0628

Cooler Received/Opened On 02/07/07 0745

1. Indicate the Airbill Tracking Number (last 4 digits for Fedex only) and Name of Courier below: 7700

Fed-Ex UPS Velocity DHL Route NA Off-street Misc.

2. Temperature of representative sample or temperature blank when opened: NA Degrees Celsius
(indicate IR Gun ID#)

NA A00466 A00750 A01124 101282 Raynger ST 90943149

3. Were custody seals on outside of cooler?..... YES...NO...NA

a. If yes, how many and where: 1 Front

4. Were the seals intact, signed, and dated correctly?..... YES...NO...NA

5. Were custody papers inside cooler?..... YES...NO...NA

I certify that I opened the cooler and answered questions 1-5 (initial).....

6. Were custody seals on containers: YES NO and Intact YES NO NA

were these signed, and dated correctly?..... YES...NO...NA

7. What kind of packing material used? Bubblewrap Peanuts Vermiculite Foam Insert

Plastic bag Paper Other None

8. Cooling process: Ice Ice-pack Ice (direct contact) Dry ice Other None

9. Did all containers arrive in good condition (unbroken)?..... YES...NO...NA

10. Were all container labels complete (#, date, signed, pres., etc)?..... YES...NO...NA

11. Did all container labels and tags agree with custody papers?..... YES...NO...NA

12. a. Were VOA vials received?..... YES...NO...NA

b. Was there any observable head space present in any VOA vial?..... YES...NO...NA

I certify that I unloaded the cooler and answered questions 6-12 (initial).....

13. a. On preserved bottles did the pH test strips suggest that preservation reached the correct pH level? YES...NO...NA

b. Did the bottle labels indicate that the correct preservatives were used..... YES...NO...NA

If preservation in-house was needed, record standard ID of preservative used here _____

14. Was residual chlorine present?..... YES...NO...NA

I certify that I checked for chlorine and pH as per SOP and answered questions 13-14 (initial).....

15. Were custody papers properly filled out (ink, signed, etc)?..... YES...NO...NA

16. Did you sign the custody papers in the appropriate place?..... YES...NO...NA

17. Were correct containers used for the analysis requested?..... YES...NO...NA

18. Was sufficient amount of sample sent in each container?..... YES...NO...NA

I certify that I entered this project into LIMS and answered questions 15-18 (initial).....

I certify that I attached a label with the unique LIMS number to each container (initial).....

19. Were there Non-Conformance issues at login YES NO Was a PIPE generated YES NO # _____

TEST AMERICA SAMPLE RECEIPT LOG

CLIENT NAME: Environmental Resolutions
 REC. BY (PRINT) A.M.
 WORKORDER: _____

DATE REC'D AT LAB: 2-6-07
 TIME REC'D AT LAB: 1735
 DATE LOGGED IN: _____

For Regulatory Purposes?
 DRINKING WATER YES / NO
 WASTE WATER YES / NO

CIRCLE THE APPROPRIATE RESPONSE	LAB SAMPLE #	CLIENT ID	CONTAINER DESCRIPTION	PRESERVATIVE	pH	SAMPLE MATRIX	DATE SAMPLED	REMARKS: CONDITION (ETC.)
1. Custody Seal(s) Present / <input checked="" type="checkbox"/> Absent Intact / Broken*								2-6-07 A.M. See COC
2. Chain-of-Custody <input checked="" type="checkbox"/> Present / Absent*								
3. Traffic Reports or Packing List: <input checked="" type="checkbox"/> Present / Absent								
4. Airbill: Airbill / Sticker <input checked="" type="checkbox"/> Present / Absent								
5. Airbill #: _____								
6. Sample Labels: <input checked="" type="checkbox"/> Present / Absent								
7. Sample IDs: <input checked="" type="checkbox"/> Listed / Not Listed on Chain-of-Custody								
8. Sample Condition: <input checked="" type="checkbox"/> Intact / Broken* / Leaking*								
9. Does information on chain-of-custody, traffic reports and sample labels agree? <input checked="" type="checkbox"/> Yes / No*								
10. Sample received within hold time? <input checked="" type="checkbox"/> Yes / No*								
11. Adequate sample volume received? <input checked="" type="checkbox"/> Yes / No*								
12. Proper preservatives used? <input checked="" type="checkbox"/> Yes / No*								
13. Trip Blank / Temp Blank Received? (circle which, if yes) Yes / <input checked="" type="checkbox"/> No*								
14. Read Temp: _____ Corrected Temp: _____ Is corrected temp 4 +/-2°C? Yes / <input checked="" type="checkbox"/> No**								

(Acceptance range for samples requiring thermal pres.)
 **Exception (if any): METALS / DFF ON ICE
 or Problem COC Air bag

*IF CIRCLED, CONTACT PROJECT MANAGER AND ATTACH RECORD OF RESOLUTION.

Pedro Hufano

From: Christina Woodcock
Sent: Tuesday, February 06, 2007 9:08 AM
To: Evangeline Blanco; Pedro Hufano
Cc: Leah Klingensmith
Subject: ERI 7-0238 2-2_air
Attachments: ERI 7-0238 2-2_air.pdf


send to Nashville

Christina Woodcock
Project Manager - Morgan Hill, CA Facility
Direct line: 408.782.8154
cwoodcock@testamericainc.com

March 23, 2007 10:33:46AM

Client: ERI Petaluma (10228)
601 North McDowell Blvd.
Petaluma, CA 94954
Attn: Paula Sime

Work Order: NQC1811
Project Name: Exxon 7-0238
Project Nbr: 2293 11X
P/O Nbr: 4508212427
Date Received: 03/14/07



SAMPLE IDENTIFICATION

LAB NUMBER

COLLECTION DATE AND TIME

A-EFF
A-INF

NQC1811-01
NQC1811-02

03/09/07 10:00
03/09/07 10:30

An executed copy of the chain of custody, the project quality control data, and the sample receipt form are also included as an addendum to this report. If you have any questions relating to this analytical report, please contact your Laboratory Project Manager at 1-800-765-0980. Any opinions, if expressed, are outside the scope of the Laboratory's accreditation.

This material is intended only for the use of the individual(s) or entity to whom it is addressed, and may contain information that is privileged and confidential. If you are not the intended recipient, or the employee or agent responsible for delivering this material to the intended recipient, you are hereby notified that any dissemination, distribution, or copying of this material is strictly prohibited. If you have received this material in error, please notify us immediately at 615-726-0177.

California Certification Number: 01168CA

The Chain(s) of Custody, 3 pages, are included and are an integral part of this report.

These results relate only to the items tested. This report shall not be reproduced except in full and with permission of the laboratory.

Estimated uncertainty is available upon request.

This report has been electronically signed.

Report Approved By:

A handwritten signature in black ink, appearing to read "Leah R. Klingensmith", with a horizontal line underneath.

Leah R. Klingensmith

Senior Project Management

Client ERI Petaluma (10228)
 601 North McDowell Blvd.
 Petaluma, CA 94954
 Attn Paula Sime

Work Order: NQC1811
 Project Name: Exxon 7-0238
 Project Number: 2293 11X
 Received: 03/14/07 08:10

ANALYTICAL REPORT

Analyte	Result	Flag	Units	MRL	Dilution Factor	Analysis Date/Time	Method	Batch
Sample ID: NQC1811-01 (A-EFF - Air) Sampled: 03/09/07 10:00								
BTEX in Air by GC/PID								
Methyl tert-Butyl Ether	ND		mg/m3	0.500	1	03/16/07 20:32	EPA 18M	7032838
Benzene	ND		mg/m3	0.500	1	03/16/07 20:32	EPA 18M	7032838
Toluene	ND		mg/m3	0.500	1	03/16/07 20:32	EPA 18M	7032838
Ethylbenzene	ND		mg/m3	0.500	1	03/16/07 20:32	EPA 18M	7032838
Xylenes, total	ND		mg/m3	1.50	1	03/16/07 20:32	EPA 18M	7032838
>C4 - C10 Hydrocarbons	ND		mg/m3	50.0	1	03/16/07 20:32	EPA 18M	7032838
Sample ID: NQC1811-02 (A-INF - Air) Sampled: 03/09/07 10:30								
BTEX in Air by GC/PID								
Methyl tert-Butyl Ether	ND		mg/m3	0.500	1	03/16/07 21:02	EPA 18M	7032838
Benzene	ND		mg/m3	0.500	1	03/16/07 21:02	EPA 18M	7032838
Toluene	ND		mg/m3	0.500	1	03/16/07 21:02	EPA 18M	7032838
Ethylbenzene	ND		mg/m3	0.500	1	03/16/07 21:02	EPA 18M	7032838
Xylenes, total	ND		mg/m3	1.50	1	03/16/07 21:02	EPA 18M	7032838
>C4 - C10 Hydrocarbons	ND		mg/m3	50.0	1	03/16/07 21:02	EPA 18M	7032838

Client ERI Petaluma (10228)
 601 North McDowell Blvd.
 Petaluma, CA 94954
 Attn Paula Sime

Work Order: NQC1811
 Project Name: Exxon 7-0238
 Project Number: 2293 11X
 Received: 03/14/07 08:10

PROJECT QUALITY CONTROL DATA
Blank

Analyte	Blank Value	Q	Units	Q.C. Batch	Lab Number	Analyzed Date/Time
BTEX in Air by GC/PID						
7032838-BLK1						
Methyl tert-Butyl Ether	<0.230		mg/m3	7032838	7032838-BLK1	03/16/07 18:02
Benzene	<0.270		mg/m3	7032838	7032838-BLK1	03/16/07 18:02
Toluene	<0.390		mg/m3	7032838	7032838-BLK1	03/16/07 18:02
Ethylbenzene	<0.220		mg/m3	7032838	7032838-BLK1	03/16/07 18:02
Xylenes, total	<1.19		mg/m3	7032838	7032838-BLK1	03/16/07 18:02
>C4 - C10 Hydrocarbons	<12.0		mg/m3	7032838	7032838-BLK1	03/16/07 18:02

Client ERI Petaluma (10228)
 601 North McDowell Blvd.
 Petaluma, CA 94954
 Attn Paula Sime

Work Order: NQC1811
 Project Name: Exxon 7-0238
 Project Number: 2293 11X
 Received: 03/14/07 08:10

PROJECT QUALITY CONTROL DATA
LCS

Analyte	Known Val.	Analyzed Val	Q	Units	% Rec.	Target Range	Batch	Analyzed Date/Time
BTEX in Air by GC/PID								
7032838-BS1								
Methyl tert-Butyl Ether	18.0	18.3		mg/m3	102%	70 - 130	7032838	03/17/07 04:34
Benzene	16.0	16.0		mg/m3	100%	70 - 130	7032838	03/17/07 04:34
Toluene	19.0	18.6		mg/m3	98%	70 - 130	7032838	03/17/07 04:34
Ethylbenzene	22.0	20.0		mg/m3	91%	70 - 130	7032838	03/17/07 04:34
Xylenes, total	65.5	64.1		mg/m3	98%	70 - 130	7032838	03/17/07 04:34
>C4 - C10 Hydrocarbons	226	202		mg/m3	89%	70 - 130	7032838	03/17/07 04:34

Client ERI Petaluma (10228)
601 North McDowell Blvd.
Petaluma, CA 94954
Attn Paula Sime

Work Order: NQC1811
Project Name: Exxon 7-0238
Project Number: 2293 11X
Received: 03/14/07 08:10

CERTIFICATION SUMMARY

TestAmerica - Nashville, TN

Method	Matrix	AIHA	Nelac	California
EPA 18M	Air			
NA	Air			

Client ERI Petaluma (10228)
601 North McDowell Blvd.
Petaluma, CA 94954
Attn Paula Sime

Work Order: NQC1811
Project Name: Exxon 7-0238
Project Number: 2293 11X
Received: 03/14/07 08:10

NELAC CERTIFICATION SUMMARY

TestAmerica Analytical - Nashville does not hold NELAC certifications for the following analytes included in this report

<u>Method</u>	<u>Matrix</u>	<u>Analyte</u>
EPA 18M	Air	>C4 - C10 Hydrocarbons Benzene Ethylbenzene Methyl tert-Butyl Ether Toluene Xylenes, total



Nashville Division COOLER RECEIPT FORM

BC#



NQC1811

Cooler Received/Opened On March 14, 2007 @ 0810

1. Indicate the Airbill Tracking Number (last 4 digits for Fedex only) and Name of Courier below: 0084

Fedex UPS Velocity DHL Route Off-street Misc.

2. Temperature of representative sample or temperature blank when opened: NA Degrees Celsius (indicate IR Gun ID#)

NA A00466 A00750 A01124 100190 101282 Raynger ST

3. Were custody seals on outside of cooler? YES...NO...NA 1 (Front)

4. Were the seals intact, signed, and dated correctly? YES...NO...NA

5. Were custody papers inside cooler? YES...NO...NA

I certify that I opened the cooler and answered questions 1-5 (initial)

6. Were custody seals on containers: YES NO and Intact YES NO NA were these signed, and dated correctly? YES...NO...NA

7. What kind of packing material used? Bubblewrap Peanuts Vermiculite Foam Insert Plastic bag Paper Other None

8. Cooling process: Ice Ice-pack Ice (direct contact) Dry ice Other None

9. Did all containers arrive in good condition (unbroken)? YES...NO...NA

10. Were all container labels complete (#, date, signed, pres., etc)? YES...NO...NA

11. Did all container labels and tags agree with custody papers? YES...NO...NA

12. a. Were VOA vials received? YES...NO...NA

b. Was there any observable head space present in any VOA vial? YES...NO...NA

I certify that I unloaded the cooler and answered questions 6-12 (initial)

13. a. On preserved bottles did the pH test strips suggest that preservation reached the correct pH level? YES...NO...NA

b. Did the bottle labels indicate that the correct preservatives were used? YES...NO...NA

If preservation in-house was needed, record standard ID of preservative used here

14. Was residual chlorine present? YES...NO...NA

I certify that I checked for chlorine and pH as per SOP and answered questions 13-14 (initial)

15. Were custody papers properly filled out (ink, signed, etc)? YES...NO...NA

16. Did you sign the custody papers in the appropriate place? YES...NO...NA

17. Were correct containers used for the analysis requested? YES...NO...NA

18. Was sufficient amount of sample sent in each container? YES...NO...NA

I certify that I entered this project into LIMS and answered questions 15-18 (initial)

I certify that I attached a label with the unique LIMS number to each container (initial)

19. Were there Non-Conformance issues at login YES NO Was a PIPE generated YES NO #

Pedro Hufano

From: Christina Woodcock
Sent: Tuesday, March 13, 2007 8:47 AM
To: Evangeline Blanco; Pedro Hufano
Cc: Leah Klingensmith
Subject: ERI 7-0238 3-9_air
Attachments: ERI 7-0238 3-9_air.pdf

send to Nashville

Christina Woodcock
Project Manager - Morgan Hill, CA Facility
Direct line: 408.782.8154
cwoodcock@testamericainc.com

3/13/2007

April 17, 2007 12:06:28PM

Client: ERI Petaluma (10228)
601 North McDowell Blvd.
Petaluma, CA 94954
Attn: Paula Sime

Work Order: NQD0608
Project Name: Exxon 7-0238
Project Nbr: 2293 11X
P/O Nbr: 4508212427
Date Received: 04/06/07

APR 17 2007
APR 3 9 2007
L. S. SIME

SAMPLE IDENTIFICATION	LAB NUMBER	COLLECTION DATE AND TIME
A-EFF	NQD0608-01	04/03/07 14:00
A-INF	NQD0608-02	04/03/07 14:30

An executed copy of the chain of custody, the project quality control data, and the sample receipt form are also included as an addendum to this report. If you have any questions relating to this analytical report, please contact your Laboratory Project Manager at 1-800-765-0980. Any opinions, if expressed, are outside the scope of the Laboratory's accreditation.

This material is intended only for the use of the individual(s) or entity to whom it is addressed, and may contain information that is privileged and confidential. If you are not the intended recipient, or the employee or agent responsible for delivering this material to the intended recipient, you are hereby notified that any dissemination, distribution, or copying of this material is strictly prohibited. If you have received this material in error, please notify us immediately at 615-726-0177.

California Certification Number: 01168CA

The Chain(s) of Custody, 3 pages, are included and are an integral part of this report.

These results relate only to the items tested. This report shall not be reproduced except in full and with permission of the laboratory.

Estimated uncertainty is available upon request.

This report has been electronically signed.

Report Approved By:



Leah R. Klingensmith
Senior Project Management

Client ERI Petaluma (10228)
 601 North McDowell Blvd.
 Petaluma, CA 94954
 Attn Paula Sime

Work Order: NQD0608
 Project Name: Exxon 7-0238
 Project Number: 2293 11X
 Received: 04/06/07 07:50

ANALYTICAL REPORT

Analyte	Result	Flag	Units	MRL	Dilution Factor	Analysis Date/Time	Method	Batch
Sample ID: NQD0608-01 (A-EFF - Air) Sampled: 04/03/07 14:00								
BTEX in Air by GC/PID								
Methyl tert-Butyl Ether	ND		mg/m3	0.500	1	04/06/07 23:25	EPA 18M	7041244
Benzene	ND		mg/m3	0.500	1	04/06/07 23:25	EPA 18M	7041244
Toluene	ND		mg/m3	0.500	1	04/06/07 23:25	EPA 18M	7041244
Ethylbenzene	ND		mg/m3	0.500	1	04/06/07 23:25	EPA 18M	7041244
Xylenes, total	ND		mg/m3	1.50	1	04/06/07 23:25	EPA 18M	7041244
>C4 - C10 Hydrocarbons	ND		mg/m3	50.0	1	04/06/07 23:25	EPA 18M	7041244
Sample ID: NQD0608-02 (A-INF - Air) Sampled: 04/03/07 14:30								
BTEX in Air by GC/PID								
Methyl tert-Butyl Ether	0.704		mg/m3	0.500	1	04/06/07 23:55	EPA 18M	7041244
Benzene	ND		mg/m3	0.500	1	04/06/07 23:55	EPA 18M	7041244
Toluene	ND		mg/m3	0.500	1	04/06/07 23:55	EPA 18M	7041244
Ethylbenzene	ND		mg/m3	0.500	1	04/06/07 23:55	EPA 18M	7041244
Xylenes, total	ND		mg/m3	1.50	1	04/06/07 23:55	EPA 18M	7041244
>C4 - C10 Hydrocarbons	ND		mg/m3	50.0	1	04/06/07 23:55	EPA 18M	7041244

Client ERI Petaluma (10228)
 601 North McDowell Blvd.
 Petaluma, CA 94954
 Attn Paula Sime

Work Order: NQD0608
 Project Name: Exxon 7-0238
 Project Number: 2293 11X
 Received: 04/06/07 07:50

PROJECT QUALITY CONTROL DATA

Blank

Analyte	Blank Value	Q	Units	Q.C. Batch	Lab Number	Analyzed Date/Time
BTEX in Air by GC/PID						
7041244-BLK1						
Methyl tert-Butyl Ether	<0.230		mg/m3	7041244	7041244-BLK1	04/06/07 19:54
Benzene	<0.270		mg/m3	7041244	7041244-BLK1	04/06/07 19:54
Toluene	<0.390		mg/m3	7041244	7041244-BLK1	04/06/07 19:54
Ethylbenzene	<0.220		mg/m3	7041244	7041244-BLK1	04/06/07 19:54
Xylenes, total	<1.19		mg/m3	7041244	7041244-BLK1	04/06/07 19:54
C1 - C4 Hydrocarbons	<12.0		mg/m3	7041244	7041244-BLK1	04/06/07 19:54
>C4 - C10 Hydrocarbons	<12.0		mg/m3	7041244	7041244-BLK1	04/06/07 19:54

Client ERI Petaluma (10228)
 601 North McDowell Blvd.
 Petaluma, CA 94954
 Attn Paula Sime

Work Order: NQD0608
 Project Name: Exxon 7-0238
 Project Number: 2293 11X
 Received: 04/06/07 07:50

PROJECT QUALITY CONTROL DATA
LCS

Analyte	Known Val.	Analyzed Val	Q	Units	% Rec.	Target Range	Batch	Analyzed Date/Time
BTEX in Air by GC/PID								
7041244-BS1								
Methyl tert-Butyl Ether	18.0	17.6		mg/m3	98%	70 - 130	7041244	04/07/07 06:28
Benzene	16.0	16.0		mg/m3	100%	70 - 130	7041244	04/07/07 06:28
Toluene	19.0	18.1		mg/m3	95%	70 - 130	7041244	04/07/07 06:28
Ethylbenzene	22.0	19.7		mg/m3	90%	70 - 130	7041244	04/07/07 06:28
Xylenes, total	65.5	60.1		mg/m3	92%	70 - 130	7041244	04/07/07 06:28
C1 - C4 Hydrocarbons	29.5	27.6		mg/m3	94%	70 - 130	7041244	04/07/07 06:28
>C4 - C10 Hydrocarbons	226	204		mg/m3	90%	70 - 130	7041244	04/07/07 06:28

Client ERI Petaluma (10228)
601 North McDowell Blvd.
Petaluma, CA 94954
Attn Paula Sime

Work Order: NQD0608
Project Name: Exxon 7-0238
Project Number: 2293 11X
Received: 04/06/07 07:50

CERTIFICATION SUMMARY

TestAmerica - Nashville, TN

Method	Matrix	AIHA	Nelac	California
EPA 18M	Air			
NA	Air			

Client ERI Petaluma (10228)
601 North McDowell Blvd.
Petaluma, CA 94954
Attn Paula Sime

Work Order: NQD0608
Project Name: Exxon 7-0238
Project Number: 2293 11X
Received: 04/06/07 07:50

NELAC CERTIFICATION SUMMARY

TestAmerica Analytical - Nashville does not hold NELAC certifications for the following analytes included in this report

Method
EPA 18M

Matrix
Air

Analyte
>C4 - C10 Hydrocarbons
Benzene
Ethylbenzene
Methyl tert-Butyl Ether
Toluene
Xylenes, total



Nashville Division COOLER RECEIPT FORM

BC#



NQD0608

Cooler Received/Opened On: April 6, 2007 @ 7:50

1. Indicate the Airbill Tracking Number (last 4 digits for Fedex only) and Name of Courier below: 6247

Fed-Ex UPS Velocity DHL Route Off-street Misc.

2. Temperature of representative sample or temperature blank when opened: N/A Degrees Celsius (indicate IR Gun ID#)

NA A00466 A00750 A01124 100190 101282 Raynger ST

3. Were custody seals on outside of cooler? YES...NO...NA

a. If yes, how many and where: 1 - TOP

4. Were the seals intact, signed, and dated correctly? YES...NO...NA

5. Were custody papers inside cooler? YES...NO...NA

I certify that I opened the cooler and answered questions 1-5 (initial)

6. Were custody seals on containers: YES NO and Intact YES NO NA

were these signed, and dated correctly? YES...NO...NA

7. What kind of packing material used? Bubblewrap Peanuts Vermiculite Foam Insert

Plastic bag Paper Other None

8. Cooling process: Ice Ice-pack Ice (direct contact) Dry ice Other None

9. Did all containers arrive in good condition (unbroken)? YES...NO...NA

10. Were all container labels complete (#, date, signed, pres., etc)? YES...NO...NA

11. Did all container labels and tags agree with custody papers? YES...NO...NA

12. a. Were VOA vials received? YES...NO...NA

b. Was there any observable head space present in any VOA vial? YES...NO...NA

I certify that I unloaded the cooler and answered questions 6-12 (initial)

13. a. On preserved bottles did the pH test strips suggest that preservation reached the correct pH level? YES...NO...NA

b. Did the bottle labels indicate that the correct preservatives were used? YES...NO...NA

If preservation in-house was needed, record standard ID of preservative used here

14. Was residual chlorine present? YES...NO...NA

I certify that I checked for chlorine and pH as per SOP and answered questions 13-14 (initial)

15. Were custody papers properly filled out (ink, signed, etc)? YES...NO...NA

16. Did you sign the custody papers in the appropriate place? YES...NO...NA

17. Were correct containers used for the analysis requested? YES...NO...NA

18. Was sufficient amount of sample sent in each container? YES...NO...NA

I certify that I entered this project into LIMS and answered questions 15-18 (initial)

I certify that I attached a label with the unique LIMS number to each container (initial)

19. Were there Non-Conformance issues at login YES NO Was a PIPE generated YES NO #

TEST AMERICA SAMPLE RECEIPT LOG

CLIENT NAME: ERS
 REC. BY (PRINT): obkenn
 WORKORDER: _____

DATE REC'D AT LAB: 04-04-07
 TIME REC'D AT LAB: 1745
 DATE LOGGED IN: _____

For Regulatory Purposes?
 DRINKING WATER YES / NO
 WASTE WATER YES / NO


CIRCLE THE APPROPRIATE RESPONSE		LAB SAMPLE #	CLIENT ID	CONTAINER DESCRIPTION	PRESERVATIVE	pH	SAMPLE MATRIX	DATE SAMPLED	REMARKS- CONDITION (ETC.)
1. Custody Seal(s)	Present / <u>Absent</u> Intact / Broken*								04-04-07 obkenn For Regulatory Purposes?
2. Chain of Custody	<u>Present</u> / Absent*								
3. Traffic Reports or Packing List:	Present / <u>Absent</u>								
4. Airbill:	Airbill / Sticker Present / <u>Absent</u>								
5. Airbill #:									
6. Sample Labels	<u>Present</u> / Absent								
7. Sample IDs	<u>Listed</u> / Not Listed on Chain of Custody								
8. Sample Condition:	<u>Intact</u> / Broken* / Leaking*								
9. Does information on chain-of-custody, traffic reports and sample labels agree?	<u>Yes</u> / No*								
10. Sample received within hold time?	<u>Yes</u> / No*								
11. Adequate sample volume received?	<u>Yes</u> / No*								
12. Proper preservatives used?	<u>Yes</u> / No*								
13. Trip Blank / Temp Blank Received? (circle which, if yes)	Yes / <u>No</u>								
14. Read Temp. Corrected Temp. Is corrected temp 4 +/- 2°C? Yes <u>No</u> ** (Acceptance range for samples requiring thermal pres.)									

**Exception (if any): METALS / DIFF ON ICE or Problem COC

*IF CIRCLED, CONTACT PROJECT MANAGER AND ATTACH RECORD OF RESOLUTION.

20 February, 2007

Paula Sime
Environmental Resolutions (Exxon)
601 North McDowell Blvd.
Petaluma, CA 94954



RE: Exxon 7-0238
Work Order: MQB0145

Enclosed are the results of analyses for samples received by the laboratory on 02/05/07 17:35. The samples arrived at a temperature of 4° C. If you have any questions concerning this report, please feel free to contact me.

Sincerely,

Christina Woodcock
Project Manager

CA ELAP Certificate #1210

Environmental Resolutions (Exxon)
601 North McDowell Blvd.
Petaluma CA, 94954

Project: Exxon 7-0238
Project Number: 7-0238
Project Manager: Paula Sime

MQB0145
Reported:
02/20/07 12:29

ANALYTICAL REPORT FOR SAMPLES

Sample ID	Laboratory ID	Matrix	Date Sampled	Date Received
W-PSP-1	MQB0145-01	Water	02/02/07 10:30	02/05/07 17:35
W-INT- 2	MQB0145-02	Water	02/02/07 11:00	02/05/07 17:35
W-INT- 1	MQB0145-03	Water	02/02/07 11:30	02/05/07 17:35
W-INF	MQB0145-04	Water	02/02/07 12:00	02/05/07 17:35

Environmental Resolutions (Exxon)
601 North McDowell Blvd.
Petaluma CA, 94954

Project: Exxon 7-0238
Project Number: 7-0238
Project Manager: Paula Sime

MQB0145
Reported:
02/20/07 12:29

W-PSP-1 (MQB0145-01) Water Sampled: 02/02/07 10:30 Received: 02/05/07 17:35

Purgeable Hydrocarbons and BTEX by EPA 8015B/8021B
TestAmerica - Morgan Hill, CA

Analyte	Result	Reporting Limit	Units	Dilution	Batch	Prepared	Analyzed	Method	Notes
Gasoline Range Organics (C4-C12)	ND	50	ug/l	1	7B12007	02/12/07	02/12/07	EPA 8015B/8021B	
Benzene	ND	0.50	"	"	"	"	"	"	
Toluene	ND	0.50	"	"	"	"	"	"	
Ethylbenzene	ND	0.50	"	"	"	"	"	"	
Xylenes (total)	ND	0.50	"	"	"	"	"	"	
Methyl tert-butyl ether	ND	2.5	"	"	"	"	"	"	
<i>Surrogate: a,a,a-Trifluorotoluene</i>		108 %		85-120	"	"	"	"	
<i>Surrogate: 4-Bromofluorobenzene</i>		86 %		75-125	"	"	"	"	

Environmental Resolutions (Exxon)
601 North McDowell Blvd.
Petaluma CA, 94954

Project: Exxon 7-0238
Project Number: 7-0238
Project Manager: Paula Sime

MQB0145
Reported:
02/20/07 12:29

W-INT- 2 (MQB0145-02) Water Sampled: 02/02/07 11:00 Received: 02/05/07 17:35

Purgeable Hydrocarbons and BTEX by EPA 8015B/8021B
TestAmerica - Morgan Hill, CA

Analyte	Result	Reporting Limit	Units	Dilution	Batch	Prepared	Analyzed	Method	Notes
Gasoline Range Organics (C4-C12)	ND	50	ug/l	1	7B12007	02/12/07	02/12/07	EPA 8015B/8021B	
Benzene	ND	0.50	"	"	"	"	"	"	
Toluene	ND	0.50	"	"	"	"	"	"	
Ethylbenzene	ND	0.50	"	"	"	"	"	"	
Xylenes (total)	ND	0.50	"	"	"	"	"	"	
Methyl tert-butyl ether	ND	2.5	"	"	"	"	"	"	
Surrogate: <i>a,a,a</i> -Trifluorotoluene		109 %		85-120	"	"	"	"	
Surrogate: 4-Bromofluorobenzene		86 %		75-125	"	"	"	"	

Environmental Resolutions (Exxon)
601 North McDowell Blvd.
Petaluma CA, 94954

Project: Exxon 7-0238
Project Number: 7-0238
Project Manager: Paula Sime

MQB0145
Reported:
02/20/07 12:29

W-INT- 1 (MQB0145-03) Water Sampled: 02/02/07 11:30 Received: 02/05/07 17:35

Purgeable Hydrocarbons and BTEX by EPA 8015B/8021B
TestAmerica - Morgan Hill, CA

Analyte	Result	Reporting Limit	Units	Dilution	Batch	Prepared	Analyzed	Method	Notes
Gasoline Range Organics (C4-C12)	ND	50	ug/l	1	7B12007	02/12/07	02/12/07	EPA 8015B/8021B	
Benzene	ND	0.50	"	"	"	"	"	"	
Toluene	ND	0.50	"	"	"	"	"	"	
Ethylbenzene	ND	0.50	"	"	"	"	"	"	
Xylenes (total)	ND	0.50	"	"	"	"	"	"	
Methyl tert-butyl ether	ND	2.5	"	"	"	"	"	"	
<i>Surrogate: a,a,a-Trifluorotoluene</i>		104 %		85-120	"	"	"	"	
<i>Surrogate: 4-Bromofluorobenzene</i>		86 %		75-125	"	"	"	"	

Environmental Resolutions (Exxon)
601 North McDowell Blvd.
Petaluma CA, 94954

Project: Exxon 7-0238
Project Number: 7-0238
Project Manager: Paula Sime

MQB0145
Reported:
02/20/07 12:29

W-INF (MQB0145-04) Water Sampled: 02/02/07 12:00 Received: 02/05/07 17:35

Purgeable Hydrocarbons and BTEX by EPA 8015B/8021B
TestAmerica - Morgan Hill, CA

Analyte	Result	Reporting Limit	Units	Dilution	Batch	Prepared	Analyzed	Method	Notes
Gasoline Range Organics (C4-C12)	ND	50	ug/l	1	7B12007	02/12/07	02/12/07	EPA 8015B/8021B	
Benzene	ND	0.50	"	"	"	"	"	"	
Toluene	ND	0.50	"	"	"	"	"	"	
Ethylbenzene	ND	0.50	"	"	"	"	"	"	
Xylenes (total)	ND	0.50	"	"	"	"	"	"	
Methyl tert-butyl ether	21	2.5	"	"	"	"	"	"	
Surrogate: a,a,a-Trifluorotoluene		109 %		85-120	"	"	"	"	
Surrogate: 4-Bromofluorobenzene		87 %		75-125	"	"	"	"	

Environmental Resolutions (Exxon)
601 North McDowell Blvd.
Petaluma CA, 94954

Project: Exxon 7-0238
Project Number: 7-0238
Project Manager: Paula Sime

MQB0145
Reported:
02/20/07 12:29

Purgeable Hydrocarbons and BTEX by EPA 8015B/8021B - Quality Control

TestAmerica - Morgan Hill, CA

Analyte	Result	Evaluation Limit	Units	Spike Level	Source Result	%REC	%REC Limits	RPD	RPD Limit	Notes
---------	--------	---------------------	-------	----------------	------------------	------	----------------	-----	--------------	-------

Batch 7B12007 - EPA 5030B [P/T]

Blank (7B12007-BLK1)

Prepared & Analyzed: 02/12/07

Gasoline Range Organics (C4-C12)	ND	25	ug/l							
Benzene	ND	0.25	"							
Toluene	ND	0.29	"							
Ethylbenzene	ND	0.34	"							
Xylenes (total)	ND	0.35	"							
Methyl tert-butyl ether	ND	1.25	"							
Surrogate: a,a,a-Trifluorotoluene	43.7		"	40.0		109	85-120			
Surrogate: 4-Bromofluorobenzene	34.4		"	40.0		86	75-125			

LCS (7B12007-BS1)

Prepared & Analyzed: 02/12/07

Gasoline Range Organics (C4-C12)	193	50	ug/l	275		70	60-115			
Benzene	3.72	0.50	"	4.85		77	45-150			
Toluene	23.3	0.50	"	23.5		99	70-115			
Ethylbenzene	4.72	0.50	"	4.70		100	65-115			
Xylenes (total)	26.8	0.50	"	26.5		101	70-115			
Methyl tert-butyl ether	6.13	2.5	"	6.50		94	45-150			
Surrogate: a,a,a-Trifluorotoluene	43.9		"	40.0		110	85-120			
Surrogate: 4-Bromofluorobenzene	36.5		"	40.0		91	75-125			

Matrix Spike (7B12007-MS1)

Source: MQB0145-01

Prepared & Analyzed: 02/12/07

Gasoline Range Organics (C4-C12)	173	50	ug/l	275	ND	63	60-115			
Benzene	3.50	0.50	"	4.85	ND	72	45-150			
Toluene	22.6	0.50	"	23.5	ND	96	70-115			
Ethylbenzene	4.49	0.50	"	4.70	ND	96	65-115			
Xylenes (total)	25.9	0.50	"	26.5	ND	98	70-115			
Methyl tert-butyl ether	5.37	2.5	"	6.50	ND	83	45-150			
Surrogate: a,a,a-Trifluorotoluene	43.4		"	40.0		108	85-120			
Surrogate: 4-Bromofluorobenzene	36.3		"	40.0		91	75-125			

Environmental Resolutions (Exxon)
601 North McDowell Blvd.
Petaluma CA, 94954

Project: Exxon 7-0238
Project Number: 7-0238
Project Manager: Paula Sime

MQB0145
Reported:
02/20/07 12:29

Purgeable Hydrocarbons and BTEX by EPA 8015B/8021B - Quality Control
TestAmerica - Morgan Hill, CA

Analyte	Result	Evaluation Limit	Units	Spike Level	Source Result	%REC	%REC Limits	RPD	RPD Limit	Notes
---------	--------	---------------------	-------	----------------	------------------	------	----------------	-----	--------------	-------

Batch 7B12007 - EPA 5030B [P/T]

Matrix Spike Dup (7B12007-MSD1)	Source: MQB0145-01		Prepared & Analyzed: 02/12/07							
Gasoline Range Organics (C4-C12)	167	50	ug/l	275	ND	61	60-115	4	20	
Benzene	3.86	0.50	"	4.85	ND	80	45-150	10	25	
Toluene	21.6	0.50	"	23.5	ND	92	70-115	5	20	
Ethylbenzene	4.28	0.50	"	4.70	ND	91	65-115	5	25	
Xylenes (total)	24.8	0.50	"	26.5	ND	94	70-115	4	25	
Methyl tert-butyl ether	5.63	2.5	"	6.50	ND	87	45-150	5	30	
Surrogate: <i>a,a,a</i> -Trifluorotoluene	42.6		"	40.0		106	85-120			
Surrogate: 4-Bromofluorobenzene	36.1		"	40.0		90	75-125			

Environmental Resolutions (Exxon)
601 North McDowell Blvd.
Petaluma CA, 94954

Project: Exxon 7-0238
Project Number: 7-0238
Project Manager: Paula Sime

MQB0145
Reported:
02/20/07 12:29

Notes and Definitions

DET Analyte DETECTED
ND Analyte NOT DETECTED at or above the reporting limit
NR Not Reported
dry Sample results reported on a dry weight basis
RPD Relative Percent Difference



(615) 726-0177

Morgan Hill Division

885 Jarvis Drive

Morgan Hill, CA 95037



Consultant Name: Environmental Resolutions, Inc.

Address: 601 North McDowell Blvd.

City/State/Zip: Petaluma, California 94954

Project Manager Paula Sime

Telephone Number: (707) 766-2000

ERI Job Number: 2293 11X (December)

Sampler Name: (Print) J. Herman

Sampler Signature: J. Herman

ExxonMobil Engineer Jennifer C. Sedlachek

Telephone Number (510) 547-8196

Account #: 10228

PO #: 4507207187

Facility ID # 7-0238

Global ID# T0600101343

Site Address 2200 East 12th Street

City, State Zip Oakland, California

TAT
[] 24 hour [] 72 hour
[] 48 hour [] 96 hour
[] 8 day

PROVIDE:
EDF Report

Special Instructions:
MRB0145

Table with columns for Matrix (Water, Soil, Vapor), Analyze For (TPHg 8015B, BTEX 8021B, MTBE 8020), and various sample rows.

Relinquished by: J. Herman Date 2/5/07 Time 9:00

Received by: [Signature] (TAM #) Date 2-5-07 Time 11:00

Laboratory Comments:
Temperature Upon Receipt: 4°C
Sample Containers Intact? [X]
VOAs Free of Headspace? [X]

Relinquished by: [Signature] Date 2-5-07 Time 1735

Received by TestAmerica: Andy Medina Date 2-5-07 Time 1735

TEST AMERICA SAMPLE RECEIPT LOG

CLIENT NAME: ERT
REC. BY (PRINT): Andy Medeiros
WORKORDER: M4B 0145

DATE REC'D AT LAB: 2-5-07
TIME REC'D AT LAB: 1735
DATE LOGGED IN: 2-6-07

For Regulatory Purposes?
DRINKING WATER YES/NO NO
WASTE WATER YES/NO


CIRCLE THE APPROPRIATE RESPONSE	LAB SAMPLE #	CLIENT ID	CONTAINER DESCRIPTION	PRESERVATIVE	pH	SAMPLE MATRIX	DATE SAMPLED	REMARKS: CONDITION (ETC.)
1. Custody Seal(s) Present / <input checked="" type="radio"/> Absent Intact / Broken*								<div style="font-size: 2em; transform: rotate(-45deg); opacity: 0.5;"> 2-06-07 A.M. See COC </div>
2. Chain-of-Custody <input checked="" type="radio"/> Present / Absent*								
3. Traffic Reports or Packing List: <input checked="" type="radio"/> Present / Absent								
4. Airbill: Airbill / Sticker Present / <input checked="" type="radio"/> Absent								
5. Airbill #: _____								
6. Sample Labels: <input checked="" type="radio"/> Present / Absent								
7. Sample IDs: <input checked="" type="radio"/> Listed / Not Listed on Chain-of-Custody								
8. Sample Condition: <input checked="" type="radio"/> Intact / Broken* / Leaking*								
9. Does information on chain-of-custody, traffic reports and sample labels agree? <input checked="" type="radio"/> Yes / No*								
10. Sample received within hold time? <input checked="" type="radio"/> Yes / No*								
11. Adequate sample volume received? <input checked="" type="radio"/> Yes / No*								
12. Proper preservatives used? <input checked="" type="radio"/> Yes / No*								
13. Trip Blank / Temp Blank Received? (circle which, if yes) Yes / <input checked="" type="radio"/> No*								
14. Read Temp: <u>4°C</u> Corrected Temp: <u>4°C</u> Is corrected temp 4 +/- 2°C? <input checked="" type="radio"/> Yes / No**								

(Acceptance range for samples requiring thermal pres.)
 **Exception (if any): METALS / DFF ON ICE
 Problem COC

***IF CIRCLED, CONTACT PROJECT MANAGER AND ATTACH RECORD OF RESOLUTION.**

26 March, 2007

Paula Sime
Environmental Resolutions (Exxon)
601 North McDowell Blvd.
Petaluma, CA 94954



RE: Exxon 7-0238
Work Order: MQC0369

Enclosed are the results of analyses for samples received by the laboratory on 03/12/07 16:10. The samples arrived at a temperature of 4° C. If you have any questions concerning this report, please feel free to contact me.

Sincerely,

Christina Woodcock
Project Manager

CA ELAP Certificate #1210

Environmental Resolutions (Exxon)
601 North McDowell Blvd.
Petaluma CA, 94954

Project: Exxon 7-0238
Project Number: 7-0238
Project Manager: Paula Sime

MQC0369
Reported:
03/26/07 09:10

ANALYTICAL REPORT FOR SAMPLES

Sample ID	Laboratory ID	Matrix	Date Sampled	Date Received
W-PSP-1	MQC0369-01	Water	03/09/07 09:00	03/12/07 16:10
W-INT-2	MQC0369-02	Water	03/09/07 09:30	03/12/07 16:10
W-INT-1	MQC0369-03	Water	03/09/07 10:00	03/12/07 16:10
W-INF	MQC0369-04	Water	03/09/07 10:30	03/12/07 16:10

Environmental Resolutions (Exxon) 601 North McDowell Blvd. Petaluma CA, 94954	Project: Exxon 7-0238 Project Number: 7-0238 Project Manager: Paula Sime	MQC0369 Reported: 03/26/07 09:10
---	--	--

W-PSP-1 (MQC0369-01) Water Sampled: 03/09/07 09:00 Received: 03/12/07 16:10

Purgeable Hydrocarbons and BTEX by EPA 8015B/8021B

TestAmerica - Morgan Hill, CA

Analyte	Result	Reporting Limit	Units	Dilution	Batch	Prepared	Analyzed	Method	Notes
Gasoline Range Organics (C4-C12)	ND	50	ug/l	1	7C15011	03/15/07	03/15/07	EPA 8015B/8021B	
Benzene	ND	0.50	"	"	"	"	"	"	
Toluene	ND	0.50	"	"	"	"	"	"	
Ethylbenzene	ND	0.50	"	"	"	"	"	"	
Xylenes (total)	ND	0.50	"	"	"	"	"	"	
Methyl tert-butyl ether	ND	2.5	"	"	"	"	"	"	
Surrogate: a,a,a-Trifluorotoluene		108 %		85-120	"	"	"	"	
Surrogate: 4-Bromofluorobenzene		103 %		75-125	"	"	"	"	

Environmental Resolutions (Exxon)
601 North McDowell Blvd.
Petaluma CA, 94954

Project: Exxon 7-0238
Project Number: 7-0238
Project Manager: Paula Sime

MQC0369
Reported:
03/26/07 09:10

W-INT-2 (MQC0369-02) Water Sampled: 03/09/07 09:30 Received: 03/12/07 16:10

Purgeable Hydrocarbons and BTEX by EPA 8015B/8021B
TestAmerica - Morgan Hill, CA

Analyte	Result	Reporting		Units	Dilution	Batch	Prepared	Analyzed	Method	Notes
		Limit								
Gasoline Range Organics (C4-C12)	ND	50		ug/l	1	7C15011	03/15/07	03/15/07	EPA 8015B/8021B	
Benzene	ND	0.50		"	"	"	"	"	"	
Toluene	ND	0.50		"	"	"	"	"	"	
Ethylbenzene	ND	0.50		"	"	"	"	"	"	
Xylenes (total)	ND	0.50		"	"	"	"	"	"	
Methyl tert-butyl ether	ND	2.5		"	"	"	"	"	"	
<i>Surrogate: a,a,a-Trifluorotoluene</i>		<i>110 %</i>		<i>85-120</i>		<i>"</i>	<i>"</i>	<i>"</i>	<i>"</i>	
<i>Surrogate: 4-Bromofluorobenzene</i>		<i>104 %</i>		<i>75-125</i>		<i>"</i>	<i>"</i>	<i>"</i>	<i>"</i>	

Environmental Resolutions (Exxon)
601 North McDowell Blvd.
Petaluma CA, 94954

Project: Exxon 7-0238
Project Number: 7-0238
Project Manager: Paula Sime

MQC0369
Reported:
03/26/07 09:10

W-INT-1 (MQC0369-03) Water Sampled: 03/09/07 10:00 Received: 03/12/07 16:10

Purgeable Hydrocarbons and BTEX by EPA 8015B/8021B

TestAmerica - Morgan Hill, CA

Analyte	Result	Reporting		Units	Dilution	Batch	Prepared	Analyzed	Method	Notes
		Limit								
Gasoline Range Organics (C4-C12)	ND	50		ug/l	1	7C15011	03/15/07	03/15/07	EPA 8015B/8021B	
Benzene	ND	0.50		"	"	"	"	"	"	
Toluene	ND	0.50		"	"	"	"	"	"	
Ethylbenzene	ND	0.50		"	"	"	"	"	"	
Xylenes (total)	ND	0.50		"	"	"	"	"	"	
Methyl tert-butyl ether	ND	2.5		"	"	"	"	"	"	
Surrogate: <i>a,a,a</i> -Trifluorotoluene		110 %		85-120		"	"	"	"	
Surrogate: 4-Bromofluorobenzene		100 %		75-125		"	"	"	"	

Environmental Resolutions (Exxon) 601 North McDowell Blvd. Petaluma CA, 94954	Project: Exxon 7-0238 Project Number: 7-0238 Project Manager: Paula Sime	MQC0369 Reported: 03/26/07 09:10
---	--	---

W-INF (MQC0369-04) Water Sampled: 03/09/07 10:30 Received: 03/12/07 16:10

Purgeable Hydrocarbons and BTEX by EPA 8015B/8021B
TestAmerica - Morgan Hill, CA

Analyte	Result	Reporting Limit	Units	Dilution	Batch	Prepared	Analyzed	Method	Notes
Gasoline Range Organics (C4-C12)	ND	50	ug/l	1	7C15011	03/15/07	03/15/07	EPA 8015B/8021B	
Benzene	ND	0.50	"	"	"	"	"	"	
Toluene	ND	0.50	"	"	"	"	"	"	
Ethylbenzene	ND	0.50	"	"	"	"	"	"	
Xylenes (total)	ND	0.50	"	"	"	"	"	"	
Methyl tert-butyl ether	18	2.5	"	"	"	"	"	"	
Surrogate: a,a,a-Trifluorotoluene		110 %		85-120	"	"	"	"	
Surrogate: 4-Bromofluorobenzene		106 %		75-125	"	"	"	"	

Environmental Resolutions (Exxon)
601 North McDowell Blvd.
Petaluma CA, 94954

Project: Exxon 7-0238
Project Number: 7-0238
Project Manager: Paula Sime

MQC0369
Reported:
03/26/07 09:10

Purgeable Hydrocarbons and BTEX by EPA 8015B/8021B - Quality Control
TestAmerica - Morgan Hill, CA

Analyte	Result	Evaluation Limit	Units	Spike Level	Source Result	%REC	%REC Limits	RPD	RPD Limit	Notes
---------	--------	------------------	-------	-------------	---------------	------	-------------	-----	-----------	-------

Batch 7C15011 - EPA 5030B [P/T]

Blank (7C15011-BLK1)

Prepared & Analyzed: 03/15/07

Gasoline Range Organics (C4-C12)	ND	25	ug/l							
Benzene	ND	0.25	"							
Toluene	ND	0.29	"							
Ethylbenzene	ND	0.34	"							
Xylenes (total)	ND	0.35	"							
Methyl tert-butyl ether	ND	1.25	"							
<i>Surrogate: a,a,a-Trifluorotoluene</i>	87.7		"	80.0		110	85-120			
<i>Surrogate: 4-Bromofluorobenzene</i>	83.3		"	80.0		104	75-125			

LCS (7C15011-BS1)

Prepared & Analyzed: 03/15/07

Gasoline Range Organics (C4-C12)	201	50	ug/l	275		73	60-115			
Benzene	4.01	0.50	"	4.85		83	45-150			
Toluene	20.4	0.50	"	23.5		87	70-115			
Ethylbenzene	3.92	0.50	"	4.70		83	65-115			
Xylenes (total)	23.0	0.50	"	26.5		87	70-115			
Methyl tert-butyl ether	5.02	2.5	"	6.50		77	45-150			
<i>Surrogate: a,a,a-Trifluorotoluene</i>	86.5		"	80.0		108	85-120			
<i>Surrogate: 4-Bromofluorobenzene</i>	87.1		"	80.0		109	75-125			

Matrix Spike (7C15011-MS1)

Source: MQC0253-01

Prepared & Analyzed: 03/15/07

Gasoline Range Organics (C4-C12)	228	50	ug/l	275	16	77	60-115			
Benzene	3.82	0.50	"	4.85	ND	79	45-150			
Toluene	19.1	0.50	"	23.5	ND	81	70-115			
Ethylbenzene	3.80	0.50	"	4.70	ND	81	65-115			
Xylenes (total)	21.8	0.50	"	26.5	ND	82	70-115			
Methyl tert-butyl ether	5.04	2.5	"	6.50	ND	78	45-150			
<i>Surrogate: a,a,a-Trifluorotoluene</i>	74.7		"	80.0		93	85-120			
<i>Surrogate: 4-Bromofluorobenzene</i>	87.3		"	80.0		109	75-125			

Environmental Resolutions (Exxon)
601 North McDowell Blvd.
Petaluma CA, 94954

Project: Exxon 7-0238
Project Number: 7-0238
Project Manager: Paula Sime

MQC0369
Reported:
03/26/07 09:10

**Purgeable Hydrocarbons and BTEX by EPA 8015B/8021B - Quality Control
TestAmerica - Morgan Hill, CA**

Analyte	Result	Evaluation Limit	Units	Spike Level	Source Result	%REC	%REC Limits	RPD	RPD Limit	Notes
---------	--------	---------------------	-------	----------------	------------------	------	----------------	-----	--------------	-------

Batch 7C15011 - EPA 5030B [P/T]

Matrix Spike Dup (7C15011-MSD1)

Source: MQC0253-01

Prepared & Analyzed: 03/15/07

Gasoline Range Organics (C4-C12)	229	50	ug/l	275	16	77	60-115	0.4	20	
Benzene	3.84	0.50	"	4.85	ND	79	45-150	0.5	25	
Toluene	19.7	0.50	"	23.5	ND	84	70-115	3	20	
Ethylbenzene	3.85	0.50	"	4.70	ND	82	65-115	1	25	
Xylenes (total)	22.4	0.50	"	26.5	ND	85	70-115	3	25	
Methyl tert-butyl ether	5.14	2.5	"	6.50	ND	79	45-150	2	30	
Surrogate: <i>a,a,a</i> -Trifluorotoluene	79.0		"	80.0		99	85-120			
Surrogate: 4-Bromofluorobenzene	87.9		"	80.0		110	75-125			

Environmental Resolutions (Exxon)
601 North McDowell Blvd.
Petaluma CA, 94954

Project: Exxon 7-0238
Project Number: 7-0238
Project Manager: Paula Sime

MQC0369
Reported:
03/26/07 09:10

Notes and Definitions

DET Analyte DETECTED
ND Analyte NOT DETECTED at or above the reporting limit
NR Not Reported
dry Sample results reported on a dry weight basis
RPD Relative Percent Difference

TEST AMERICA SAMPLE RECEIPT LOG

CLIENT NAME: ERI / EXXON
 REC. BY (PRINT) PH
 WORKORDER: MQCO369

DATE REC'D AT LAB: 3/12/07
 TIME REC'D AT LAB: 1610
 DATE LOGGED IN: 3/13/07

For Regulatory Purposes?
 DRINKING WATER YES / NO
 WASTE WATER YES / NO

CIRCLE THE APPROPRIATE RESPONSE	LAB SAMPLE #	CLIENT ID	CONTAINER DESCRIPTION	PRESER VATIVE	pH	SAMPLE MATRIX	DATE SAMPLED	REMARKS: CONDITION (ETC.)
1. Custody Seal(s) Present / <u>Absent</u> Intact / Broken*								<div style="position: absolute; top: 50%; left: 50%; transform: translate(-50%, -50%); opacity: 0.5;"> <p>3/12/07</p> </div>
2. Chain-of-Custody <u>Present</u> / Absent*								
3. Traffic Reports or Packing List: Present / <u>Absent</u>								
4. Airbill: Airbill / Slicker Present / <u>Absent</u>								
5. Airbill #:								
6. Sample Labels: <u>Present</u> / Absent								
7. Sample IDs: <u>Listed</u> / Not Listed on Chain-of-Custody								
8. Sample Condition: <u>Intact</u> / Broken* / Leaking*								
9. Does information on chain-of-custody, traffic reports and sample labels agree? <u>Yes</u> / No*								
10. Sample received within hold time? <u>Yes</u> / No*								
11. Adequate sample volume received? <u>Yes</u> / No*								
12. Proper preservatives used? <u>Yes</u> / No*								
13. Trip Blank / Temp Blank Received? (circle which, if yes) Yes / <u>No</u> *								
14. Read Temp: <u>4°C</u> Corrected Temp: <u>4°C</u> Is corrected temp 4 +/- 2°C? <u>Yes</u> / No**								

(Acceptance range for samples requiring thermal pres.)
 **Exception (if any): METALS / OFF ON ICE
 or Problem COC

*IF CIRCLED, CONTACT PROJECT MANAGER AND ATTACH RECORD OF RESOLUTION.

20 April, 2007

Paula Sime
Environmental Resolutions (Exxon)
601 North McDowell Blvd.
Petaluma, CA 94954

RECEIVED
APR 17 2007

RE: Exxon 7-0238
Work Order: MQD0256

Enclosed are the results of analyses for samples received by the laboratory on 04/04/07 17:45. If you have any questions concerning this report, please feel free to contact me.

Sincerely,



Leticia Reyes For Christina Woodcock
Project Manager

CA ELAP Certificate # 1210

The Chain(s) of Custody, 2 pages, are included and are an integral part of this report.

The report shall not be reproduced except in full, without the written approval of the laboratory. The client also agrees not to alter any reports whether in the hard copy or electronic format and to use reasonable efforts to preserve the reports in the form and substance originally provided by TestAmerica.

The reported results were obtained in compliance with the 2003 NELAC standards unless otherwise noted.

Environmental Resolutions (Exxon) 601 North McDowell Blvd. Petaluma CA, 94954	Project: Exxon 7-0238 Project Number: 7-0238 Project Manager: Paula Sime	MQD0256 Reported: 04/20/07 16:43
---	--	--

ANALYTICAL REPORT FOR SAMPLES

Sample ID	Laboratory ID	Matrix	Date Sampled	Date Received
W-PSP-1	MQD0256-01	Water	04/03/07 12:00	04/04/07 17:45
W-INT-2	MQD0256-02	Water	04/03/07 12:30	04/04/07 17:45
W-INT-1	MQD0256-03	Water	04/03/07 13:00	04/04/07 17:45
W-INF	MQD0256-04	Water	04/03/07 13:30	04/04/07 17:45

Environmental Resolutions (Exxon)
601 North McDowell Blvd.
Petaluma CA, 94954

Project: Exxon 7-0238
Project Number: 7-0238
Project Manager: Paula Sime

MQD0256
Reported:
04/20/07 16:43

Purgeable Hydrocarbons and BTEX by EPA 8015B/8021B
TestAmerica - Morgan Hill, CA

Analyte	Result	Reporting Limit	Units	Dilution	Batch	Prepared	Analyzed	Method	Notes
W-PSP-1 (MQD0256-01) Water Sampled: 04/03/07 12:00 Received: 04/04/07 17:45									
Gasoline Range Organics (C4-C12)	ND	50	ug/l	1	7D12014	04/12/07	04/12/07	EPA 8015B/8021B	
Benzene	ND	0.50	"	"	"	"	"	"	
Toluene	ND	0.50	"	"	"	"	"	"	
Ethylbenzene	ND	0.50	"	"	"	"	"	"	
Xylenes (total)	ND	0.50	"	"	"	"	"	"	
Methyl tert-butyl ether	ND	2.5	"	"	"	"	"	"	
<i>Surrogate: a,a,a-Trifluorotoluene</i>		106 %		85-120	"	"	"	"	
<i>Surrogate: 4-Bromofluorobenzene</i>		100 %		75-125	"	"	"	"	
W-INT-2 (MQD0256-02) Water Sampled: 04/03/07 12:30 Received: 04/04/07 17:45									
Gasoline Range Organics (C4-C12)	ND	50	ug/l	1	7D12014	04/12/07	04/12/07	EPA 8015B/8021B	
Benzene	ND	0.50	"	"	"	"	"	"	
Toluene	ND	0.50	"	"	"	"	"	"	
Ethylbenzene	ND	0.50	"	"	"	"	"	"	
Xylenes (total)	ND	0.50	"	"	"	"	"	"	
Methyl tert-butyl ether	ND	2.5	"	"	"	"	"	"	
<i>Surrogate: a,a,a-Trifluorotoluene</i>		106 %		85-120	"	"	"	"	
<i>Surrogate: 4-Bromofluorobenzene</i>		100 %		75-125	"	"	"	"	
W-INT-1 (MQD0256-03) Water Sampled: 04/03/07 13:00 Received: 04/04/07 17:45									
Gasoline Range Organics (C4-C12)	ND	50	ug/l	1	7D12014	04/12/07	04/12/07	EPA 8015B/8021B	
Benzene	ND	0.50	"	"	"	"	"	"	
Toluene	ND	0.50	"	"	"	"	"	"	
Ethylbenzene	ND	0.50	"	"	"	"	"	"	
Xylenes (total)	ND	0.50	"	"	"	"	"	"	
Methyl tert-butyl ether	ND	2.5	"	"	"	"	"	"	
<i>Surrogate: a,a,a-Trifluorotoluene</i>		106 %		85-120	"	"	"	"	
<i>Surrogate: 4-Bromofluorobenzene</i>		101 %		75-125	"	"	"	"	

Environmental Resolutions (Exxon)
601 North McDowell Blvd.
Petaluma CA, 94954

Project: Exxon 7-0238
Project Number: 7-0238
Project Manager: Paula Sime

MQD0256
Reported:
04/20/07 16:43

Purgeable Hydrocarbons and BTEX by EPA 8015B/8021B

TestAmerica - Morgan Hill, CA

Analyte	Result	Reporting		Units	Dilution	Batch	Prepared	Analyzed	Method	Notes
		Limit								
W-INF (MQD0256-04) Water Sampled: 04/03/07 13:30 Received: 04/04/07 17:45										
Gasoline Range Organics (C4-C12)	ND	50		ug/l	1	7D12014	04/12/07	04/12/07	EPA 8015B/8021B	
Benzene	ND	0.50		"	"	"	"	"	"	
Toluene	ND	0.50		"	"	"	"	"	"	
Ethylbenzene	ND	0.50		"	"	"	"	"	"	
Xylenes (total)	ND	0.50		"	"	"	"	"	"	
Methyl tert-butyl ether	10	2.5		"	"	"	"	"	"	
Surrogate: <i>a,a,a</i> -Trifluorotoluene		104 %			85-120	"	"	"	"	
Surrogate: 4-Bromofluorobenzene		101 %			75-125	"	"	"	"	

Environmental Resolutions (Exxon)
601 North McDowell Blvd.
Petaluma CA, 94954

Project: Exxon 7-0238
Project Number: 7-0238
Project Manager: Paula Sime

MQD0256
Reported:
04/20/07 16:43

**Purgeable Hydrocarbons and BTEX by EPA 8015B/8021B - Quality Control
TestAmerica - Morgan Hill, CA**

Analyte	Result	Reporting Limit	Units	Spike Level	Source Result	%REC	%REC Limits	RPD	RPD Limit	Notes
---------	--------	-----------------	-------	-------------	---------------	------	-------------	-----	-----------	-------

Batch 7D12014 - EPA 5030B [P/T] / EPA 8015B/8021B

Blank (7D12014-BLK1)

Prepared & Analyzed: 04/12/07

Gasoline Range Organics (C4-C12)	ND	50	ug/l							
Benzene	ND	0.50	"							
Toluene	ND	0.50	"							
Ethylbenzene	ND	0.50	"							
Xylenes (total)	ND	0.50	"							
Methyl tert-butyl ether	ND	2.5	"							
Surrogate: a,a,a-Trifluorotoluene	84.8		"	80.0		106	85-120			
Surrogate: 4-Bromofluorobenzene	79.8		"	80.0		100	75-125			

Laboratory Control Sample (7D12014-BS1)

Prepared & Analyzed: 04/12/07

Gasoline Range Organics (C4-C12)	237	50	ug/l	275		86	60-115			
Benzene	4.70	0.50	"	4.85		97	65-150			
Toluene	22.0	0.50	"	23.5		94	70-115			
Ethylbenzene	4.21	0.50	"	4.70		90	65-115			
Xylenes (total)	24.2	0.50	"	26.5		91	70-115			
Methyl tert-butyl ether	4.88	2.5	"	6.50		75	50-115			
Surrogate: a,a,a-Trifluorotoluene	81.8		"	80.0		102	85-120			
Surrogate: 4-Bromofluorobenzene	80.7		"	80.0		101	75-125			

Matrix Spike (7D12014-MS1)

Source: MQD0255-01

Prepared & Analyzed: 04/12/07

Gasoline Range Organics (C4-C12)	269	50	ug/l	275	ND	98	60-115			
Benzene	4.24	0.50	"	4.85	ND	87	65-115			
Toluene	19.1	0.50	"	23.5	ND	81	70-115			
Ethylbenzene	3.69	0.50	"	4.70	ND	79	65-115			
Xylenes (total)	21.1	0.50	"	26.5	ND	80	70-115			
Methyl tert-butyl ether	4.22	2.5	"	6.50	ND	65	50-115			
Surrogate: a,a,a-Trifluorotoluene	70.7		"	80.0		88	85-120			
Surrogate: 4-Bromofluorobenzene	81.4		"	80.0		102	75-125			

Environmental Resolutions (Exxon)
601 North McDowell Blvd.
Petaluma CA, 94954

Project: Exxon 7-0238
Project Number: 7-0238
Project Manager: Paula Sime

MQD0256
Reported:
04/20/07 16:43

Purgeable Hydrocarbons and BTEX by EPA 8015B/8021B - Quality Control
TestAmerica - Morgan Hill, CA

Analyte	Result	Reporting Limit	Units	Spike Level	Source Result	%REC	%REC Limits	RPD	RPD Limit	Notes
---------	--------	-----------------	-------	-------------	---------------	------	-------------	-----	-----------	-------

Batch 7D12014 - EPA 5030B [P/T] / EPA 8015B/8021B

Matrix Spike Dup (7D12014-MSD1)	Source: MQD0255-01			Prepared & Analyzed: 04/12/07						
Gasoline Range Organics (C4-C12)	240	50	ug/l	275	ND	87	60-115	11	20	
Benzene	4.08	0.50	"	4.85	ND	84	65-115	4	25	
Toluene	18.3	0.50	"	23.5	ND	78	70-115	4	20	
Ethylbenzene	3.49	0.50	"	4.70	ND	74	65-115	6	25	
Xylenes (total)	20.2	0.50	"	26.5	ND	76	70-115	4	20	
Methyl tert-butyl ether	4.22	2.5	"	6.50	ND	65	50-115	0	25	
Surrogate: a,a,a-Trifluorotoluene	70.8		"	80.0		88	85-120			
Surrogate: 4-Bromofluorobenzene	81.8		"	80.0		102	75-125			

Environmental Resolutions (Exxon)
601 North McDowell Blvd.
Petaluma CA, 94954

Project: Exxon 7-0238
Project Number: 7-0238
Project Manager: Paula Sime

MQD0256
Reported:
04/20/07 16:43

Notes and Definitions

DET Analyte DETECTED
ND Analyte NOT DETECTED at or above the reporting limit or MDL, if MDL is specified
NR Not Reported
dry Sample results reported on a dry weight basis
RPD Relative Percent Difference

CHAIN OF CUSTODY RECORD



(615) 726-0177
Morgan Hill Division
885 Jarvis Drive
Morgan Hill, CA 95037

ExxonMobil

MQD0256

Consultant Name: Environmental Resolutions, Inc.

Address: 601 North McDowell Blvd.

City/State/Zip: Petaluma, California 94954

Project Manager: Paula Sime

Telephone Number: (707) 766-2000

ERI Job Number: 2293 11X (April)

Sampler Name: (Print) J Aermann

Sampler Signature: J Aermann

ExxonMobil Engineer Jennifer C. Sedlachek

Telephone Number (510) 547-8196

Account #: 10228

PO #: 4507207187

Facility ID # 7-0238

Global ID# T0600101343

Site Address 2200 East 12th Street

City, State Zip Oakland, California

TAT <input type="checkbox"/> 24 hour <input type="checkbox"/> 72 hour <input type="checkbox"/> 48 hour <input type="checkbox"/> 96 hour <input checked="" type="checkbox"/> 8 day	PROVIDE: EDF Report	Special Instructions:						Matrix			Analyze For:									
		Sample ID / Description	DATE	TIME	COMP	GRAB	PRESERV	NUMBER	Water	Soil	Vapor	TPHg 8015B	BTEX 8021B	MTBE 8020						
		01	4/3/07	12 ⁰⁰		X	HCL	5VOA	X			X	X	X						
		02		12 ³⁰		X	HCL	5VOA	X			X	X	X						
		03		13 ⁰⁰		X	HCL	5VOA	X			X	X	X						
		04		13 ³⁰		X	HCL	5VOA	X			X	X	X						

Relinquished by: J Aermann Date 4/4/07 Time 9:00 Received by: Jennifer C. Sedlachek Time 11:50
 Relinquished by: J Aermann Date 4/4/07 Time 1745 Received by TestAmerica: 04/4/07 Time 1745

Laboratory Comments:
 Temperature Upon Receipt: 21.5
 Sample Containers Intact? Y
 VOAs Free of Headspace? X

TEST AMERICA SAMPLE RECEIPT LOG

CLIENT NAME:
REC. BY (PRINT)
WORKORDER#

ERI
Bhavin
MQD0256

DATE REC'D AT LAB:
TIME REC'D AT LAB:
DATE LOGGED IN:

04-04-07
17:45
7-7 4-07-07

For Regulatory Purposes?
DRINKING WATER YES/NO
WASTE WATER YES/NO

CIRCLE THE APPROPRIATE RESPONSE:

LAB SAMPLE #	CLIENT ID	CONTAINER DESCRIPTION	PUMP NUMBER	PH	SAMPLE MATRIX	DATE SAMPLED	REMARKS/CONDITION (ETC.)
1. Custody Seal(s) Present / <u>Absent</u> Intact / Broken*							<p style="font-size: 2em; transform: rotate(-45deg);">Bhavin 04-04-07</p>
2. Chain of Custody <u>Present</u> / Absent*							
3. Traffic Reports or Packing List Present / <u>Absent</u>							
4. Airbill Airbill / Slicker Present / <u>Absent</u>							
5. Airbill #							
6. Sample Labels <u>Present</u> / Absent							
7. Sample IDs <u>Linked</u> / Not Linked on Chain of Custody							
8. Sample Condition <u>Intact</u> / Broken* / Leaking*							
9. Does information on chain of custody, traffic reports and sample labels agree? <u>Yes</u> / No*							
10. Sample received within hold time? <u>Yes</u> / No*							
11. Adequate sample volume received? <u>Yes</u> / No*							
12. Proper preservation used? <u>Yes</u> / No*							
13. Trip Blank / Setup Blank Received? (circle which, if yes) <u>Yes</u> / No*							
14. Read Temp Connected Temp <u>4.5</u> In connected temp 4.4 / 2°C? <u>Yes</u> / No**							

(Acceptance range for samples requiring thermal proc.)
**Exception (if any) METALS / DISSOLUBLE
or Problem COC

IF CIRCLED, CONTACT PROJECT MANAGER AND ATTACH RECORD OF REJECTION.

ATTACHMENT C

**ERI SOP-25:
"HYDROCARBONS REMOVED FROM A VADOSE WELL"**

**HYDROCARBONS REMOVED
FROM A VADOSE WELL
SOP-25**

Rev. 4/29/97

Rev: JO'C

**POUNDS OF HYDROCARBON IN A VAPOR
STREAM**

INPUT DATA:

- 1) Vapor flow rate acfm (usually by Pitot tube)
- 2) Vapor pressure at the flow measuring device (in inches of H₂O) (use {-} for vacuum)
- 3) Vapor temperature at the flow measuring device.
- 4) Hydrocarbon content of vapor (usually in mg/M³) for ppmv you need molecular weight.
- 5) Length of time (usually hours) over which flow rate occurred)

From periodic measurements, a calculation of total pounds of hydrocarbons removed from a well or from a system is calculated. The input data listed above are measured at a point in time. To calculate quantities removed, some assumptions must be made about what was happening between measurements. The following assumptions will be used for the sake of consistency:

ASSUMPTIONS:

- 1) Vapor flow for the period equals the average of the initial and final reading for the period.
- 2) Pressure and temperature for the entire period will be the final reading.
- 3) Hydrocarbon concentration for the period equals the average of the initial and final reading.
- 4) The hours of operation can be taken from an hour meter, an electric meter or will be assumed to be equal to the time between measurements.
- 5) If the unit is found down - try to determine how many hours it did operate and use the data taken for the previous period to make the calculations. Restart the unit and then take data to start the next period.

SAMPLE DATA AND CALCULATIONS

	Date					
1/6/95 11:00	70	-46	2000	120		
1/7/95 13:00	55	-50	1350	90		
1/8/95 10:00	80	-13	750	100	7.4	

Calculate the pounds of hydrocarbon removed from the system during the basis period from 13:00 (1:00 pm) on the 7th to 10 am on the 8th. Pressure and temperature of the measurements (at the flow meter) must be corrected to the P and T used to report the HC concentration (which are P = 1 atm and T = 70 deg F). 1 atm = 14.7psia, 760 mm Hg, or 407 in H₂O. T_{abs} = 460 + T deg F

Hours of operation = 21, T = 80, P = -13, HC = (1350+750)/2 = 1050 mg/M³, Flow = 95

$$21 \times 60 \times 95 \times \frac{(460+70)}{(460+80)} \times \frac{(407-13)}{407} \times \frac{28.3}{1000} \times \frac{1050}{1000} \times \frac{1}{454} = 7.4 \text{ lb}$$

$$\frac{\text{hr}}{\text{basis}} \times \frac{\text{min}}{\text{hr}} \times \frac{\text{cu ft}}{\text{min}} \times T_{\text{Corr}} \times P_{\text{Corr}} \times \frac{\text{M}^3}{\text{cu ft}} \times \frac{\text{g}}{\text{M}^3} \times \frac{\text{lb}}{\text{g}} \times \frac{\text{lb}}{\text{basis}} = \text{-----}$$

21 x 60 x 95 x 0.98 x 0.97 x 0.0283 x 1.050 x 1/454 = 7.4 lb.
cumulative lbs. (the running total) = the sum of all the previous periods.

Note: If results are given in ppm, an assumption about the molecular weight of the hydrocarbon must be made to get mg/M³. ppmv x molecular wt. /24.1 = mg/M³. (Use 102 for gasoline).