

File No. 12-99-702-SI

10374

Alameda County

OCT 13 2004

Environmental Health

**SECOND QUARTER OF 2003 GROUNDWATER
MONITORING AND SAMPLING
FOR THE PROPERTY
LOCATED AT 15595 WASHINGTON AVENUE
SAN LORENZO, CALIFORNIA
AUGUST 5, 2003**

**PREPARED FOR:
MR. MEHDI MOHAMMADIAN
CAL GAS
15595 WASHINGTON AVENUE
SAN LORENZO, CALIFORNIA 94580**

**BY:
ENVIRO SOIL TECH CONSULTANTS
131 TULLY ROAD
SAN JOSE, CALIFORNIA 95111**

ENVIRO SOIL TECH CONSULTANTS

LIST OF TABLES

TABLE 1 ... Groundwater Monitoring Data and Analytical Results

TABLE 2 ... Groundwater Analytical Results for Hydrocarbons Fuel
Oxygenates (EPA 8260B)

LIST OF FIGURES

FIGURE 1 ... Site Vicinity Map showing 15595 Washington Avenue,
San Lorenzo, California

FIGURE 2 ... Site Plan showing location of Building, Monitoring Wells
Groundwater Flow Direction and Groundwater Elevation
Contour

FIGURE 3 ... TPHg Concentration Contour Map

FIGURE 4 ... Benzene Concentration Contour Map

FIGURE 5 ... MTBE Concentration Contour Map

LIST OF APPENDICES

APPENDIX "A" ... Table 1 and Table 2

APPENDIX "B" ... Figures 1, 2, 3, 4 and 5

APPENDIX "C" ... Graphs of Historical Chemical Concentrations and
Groundwater Elevations

APPENDIX "D" ... Standard Operation Procedures

APPENDIX "E" ... Laboratory Report and Chain-of-Custody
Documentation

TABLE OF CONTENTS

Page Number

LETTER OF TRANSMITTAL	1-2
PURPOSE	3
SITE DESCRIPTION	3
BACKGROUND	3-4
SCOPE OF PRESENT WORK	5
FIELD ACTIVITIES	5
<i>GROUNDWATER MONITORING</i>	5
<i>GROUNDWATER SAMPLING</i>	6
GROUNDWATER FLOW	6
ANALYTICAL RESULTS	6-7
SUMMARY	7
RECOMMENDATION	7
LIMITATIONS	7-8

APPENDIX "A"

TABLE 1 - GROUNDWATER MONITORING DATA AND ANALYTICAL RESULTS	T1-T7
TABLE 2 - GROUNDWATER ANALYTICAL RESULTS FOR HYDROCARBONS FUEL OXYGENATES EPA 8260B	T8-T11

APPENDIX "B"

FIGURE 1 - VICINITY MAP	M1
FIGURE 2 - SITE PLAN	M2
FIGURE 3 - TPHG CONCENTRATION CONTOUR MAP	M3
FIGURE 4 - BENZENE CONCENTRATION CONTOUR MAP	M4
FIGURE 5 - MTBE CONCENTRATION CONTOUR MAP	M5

TABLE OF CONTENTS CONT'D

Page Number

APPENDIX "C"

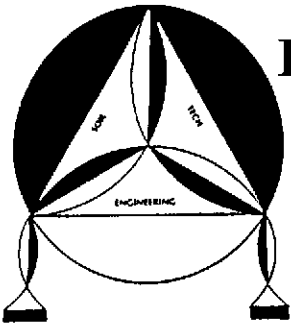
**GRAPHS OF HISTORICAL CHEMICAL CONCENTRATIONS
AND GROUNDWATER ELEVATIONS**

APPENDIX "D"

GROUNDWATER SAMPLING

APPENDIX "E"

ENTECH ANALYTICAL LABS REPORT AND CHAIN-OF-CUSTODY



ENVIRO SOIL TECH CONSULTANTS

Environmental & Geotechnical Consultants

131 TULLY ROAD, SAN JOSE, CALIFORNIA 95111

Tel: (408) 297-1500

Fax: (408) 292-2116

August 5, 2003

File No. 12-99-702-SI

Mr. Mehdi Mohammadian
Cal Gas
15595 Washington Avenue
San Lorenzo, California 94580

**SUBJECT: SECOND QUARTER OF 2003 GROUNDWATER
MONITORING AND SAMPLING
FOR THE PROPERTY**

Located at 15595 Washington Avenue, in
San Lorenzo, California

Dear Mr. Mohammadian:

This report presents the results of second quarter of 2003 groundwater monitoring and sampling conducted by Enviro Soil Tech Consultants (ESTC), on July 24, 2003, at the subject site (Figure 1).

The five monitoring wells (MW-1 through MW-5) located on-site were monitored for presence of floating products and/or distinctive odor, and groundwaters were collected from these wells for laboratory analyses.

This quarterly groundwater monitoring and sampling of the on-site monitoring wells was conducted in accordance with the request and authorization of Mr. Mehdi Mohammadian and at the request of Mr. Scott O. Seery with Alameda County Health Care Services Agency-Environmental Health Services (ACHCSA-EHS) in letter dated May 19, 1999.

File No. 12-99-702-SI

If you have any questions or require additional information, please feel free to contact our office at (408) 297-1500.

Sincerely,

ENVIRO SOIL TECH CONSULTANTS


FRANK HAMEDI-FARD
GENERAL MANAGER


LAWRENCE KOO, P. E.
C. E. #34928

PURPOSE:

The purpose of quarterly groundwater monitoring and sampling investigation was to define the direction of groundwater flow and the extent of hydrocarbons contamination in the groundwater at the site.

SITE DESCRIPTION:

The site is located on the northwest corner of Washington Avenue and Via Enrico Street, in San Lorenzo, California (Figure 1), and is currently being used as a service station. The site contained one single story building, underground storage tanks located at the center portion of the property and south of the pump islands. The subject property is located in an area of commercial and residential development.

BACKGROUND:

From 1974 to 1983, Callaris who had operated the gasoline service station owned the site.

From 1983 to 1986, Texaco owned the site, and during this time, the site was not in operation. Texaco removed the existing USTs in 1986, and subsurface contamination was detected in the fuel tank excavation.

In 1986, Bertram Kubo, who installed three new 10,000-gallon fuel tanks at a new location and reopened as a retail service station, purchased the site.

In 1990, the property was sold to the current owner, Mr. Mehdi Mohammadian, who operates the site as Shell retail service station.

In 1986, Groundwater Technology (GWT) conducted soil and groundwater investigation at the site by installing three on-site monitoring wells (MW-1 to MW-3). Hydrocarbon impact to shallow groundwater was detected in these wells. The detail of GWT's subsurface investigation is described in a report dated October 1986.

In July 1998, Toxichem Management Systems, Inc. (TMS) conducted an additional subsurface investigation, by installing two additional on-site wells (MW-4 and MW-5). TMS's findings showed presence of petroleum hydrocarbons in all wells. The details of this additional assessment are described in their report dated October 16, 1998. Quarterly monitoring of the five on-site wells has been conducted since August 1998. TPHg, BTEX and MTBE were detected in all the monitoring wells.

Per the request and authorization of Mr. Mehdi Mohammadian and under the directive of Mr. Scott O. Seery with ACHCSA-EHS in letters dated May 9, 1999; November 8, 1999 and November 10, 1999, ESTC submitted a proposed work plan for assessment of off-site gasoline plume using of so-called "rapid assessment" tools such as Geoprobe. The details of this work plan is described in ESTC's report entitled "Proposed Work Plan for Preliminary Off-Site Soil & Groundwater Assessment for the Property...", dated February 11, 2000.

On April 18, 2000, ESTC conducted soil and groundwater assessment off-site gasoline plume. Based on the off-site investigation, upto date, ESTC have been conducting quarterly monitoring and sampling of groundwater from the on-site monitoring wells.

SCOPE OF PRESENT WORK:

The scopes of present work are as follow:

- Monitor wells MW-1 to MW-5 for presence of any sheen and/or odor and measure the depth-to-water table.
- Purge the monitoring wells prior to sampling.
- Sample monitoring wells MW-1 to MW-5.
- Submit water samples to a state-certified laboratory for chemical analyses of Total Petroleum Hydrocarbons as gasoline (TPHg); Benzene, Toluene, Ethylbenzene, Total Xylenes (BTEX); Methyl Tertiary Butyl Ether (MTBE) and other hydrocarbons fuel oxygenates compounds per EPA Method 8260B.
- Review results and prepare a report of the investigation.

FIELD ACTIVITIES:

The five on-site monitoring wells (MW-1 to MW-5) were monitored for floating products and/or distinctive odor, and the water samples were collected for laboratory analyses (Figure 2).

GROUNDWATER MONITORING:

On July 24, 2003, ESTC's staff monitored five monitoring wells (MW-1 to MW-5) for groundwater depth and presence of sheen and/or odor. No sheen or odor was detected in any of the monitoring wells during field inspection. The shallow groundwater table depths ranged from 8.14 feet (well MW-2) to 10.36 feet (well MW-5) below ground surface. Table 1 summarizes the depth to groundwater measurements and the field observations made.

GROUNDWATER SAMPLING:

Following the monitoring of the groundwater, in order to assure the samples were representative of surrounding groundwater, approximately four to five well volumes of water was purged from each well using a bailer before the sample was collected. A stainless steel bailer was used for sample collection. Water sampling equipment was decontaminated before and after each well sampling using Tri-sodium Phosphate (TSP) and water wash, followed by double rinsing. Groundwater samples were collected in 40-milliliter glass vials sealed with Teflon-lined screw caps, labeled and placed in a cold ice chest. Groundwater samples were submitted to Kiff Analytical, LLC, a state-certified laboratory, with proper chain-of-custody for analyses. The sampling was conducted in accordance with ESTC's Standard Operation Procedures (Appendix "D") and ACHCSA-EHS guidelines.

GROUNDWATER FLOW:

Water elevation data were used to determine groundwater flow direction. Table 1 summarizes the groundwater elevations. The groundwater flow direction beneath the site was in a southwesterly direction as of July 24, 2003 (Figure 2).

ANALYTICAL RESULTS:

Groundwater samples from monitoring wells MW-1 to MW-5 were analyzed for Total Petroleum Hydrocarbons as gasoline (TPHg) per EPA method 8015 MOD; BTEX; MTBE and other hydrocarbons fuel oxygenates compounds per EPA Method 8260B.

Groundwater samples from the monitoring wells detected levels of TPHg ranging from 130 micrograms per liter ($\mu\text{g/L}$) to the maximum of 16000 $\mu\text{g/L}$ and MTBE ranging from 71 $\mu\text{g/L}$ to maximum of 31000 $\mu\text{g/L}$. All five monitoring wells detected BTEX below laboratory detection in the water samples. Monitoring wells MW-4 and MW-5 detected some other petroleum hydrocarbons constituents in the groundwater samples.

The groundwater analytical results are summarized in Table 1. Copy of the analytical results and chain-of-custody documentation are attached in Appendix "E".

SUMMARY:

All five monitoring wells detected TPHg and MTBE in the water samples. Two out of five wells detected some other hydrocarbons fuel oxygenates compounds in the water samples. All five monitoring wells detected BTEX below laboratory detection limit in the water samples.

RECOMMENDATION:

ESTC recommends the continuation of quarterly monitoring and sampling of the five on-site wells. A copy of this report will be forward to Alameda County Health Care Services Agency-Environmental Health Services (ACHCSA-EHS) and Regional Water Quality Control Board (RWQCB).

LIMITATIONS:

This report and the associated work have been provided in accordance with the general principles and practices currently employed in the environmental consulting profession. The contents of this report reflect the conditions of the site at this particular time. The findings of this report are based on:

- 1) The observations of field personnel.
- 2) The results of laboratory analyses performed by a state-certified laboratory.

It is possible that variations in the soil and groundwater could exist beyond the points explored in this investigation. Also, changes in groundwater conditions of a property can occur with the passage of time due to variations in rainfall, temperature, regional water usage and other natural processes or the works of man on this property or adjacent property.

The services that ESTC provided have been in accordance with generally accepted environmental professional practices for the nature and conditions of work completed in the same or similar localities at the time the work was performed. The contents of this report reflect the conditions of the subject site at this particular time. No other warranties, expressed or implied as to the professional advice provided are made.

File No. 12-99-702-SI

A P P E N D I X "A"

ENVIRO SOIL TECH CONSULTANTS

TABLE 1
GROUNDWATER MONITORING DATA (feet)
AND ANALYTICAL RESULTS (µg/L)

Date	Well No./ Elevation	Depth of Well	Depth of Perf.	Depth to Water	GW Elev.	Well Observation	TPHg	B	T	E	X	MTBE
8/08/86	MW-1 (N/A)	15	10	N/A	N/A	N/A	N/A	ND<500	ND<500	NA	82	NA
11/12/92				11.37†	N/A	N/A	720	3	0.5	1	1	NA
3/24/94	22.93 (feet MSL)			8.71*	14.22	Odor	1300	110	ND<0.5	19	ND<0.5	NA
12/15/95				8.49*	14.44	No sheen Weakly petroleum odor	350	18	2.9	3.5	2.8	NA
8/26/98	22.96 Resurveyed			9.30*	13.66	N/A	ND <500	17	ND<5	ND<5	ND<5	340000
1/26/99				7.96*	15.00	N/A	ND <50000	ND<500	ND<500	ND<500	ND<500	269000
4/06/99				8.01*	14.95	N/A	3500	296	ND<10	43	18.6	117000
5/24/00	23.05 Resurveyed			8.24*	14.81	No sheen or odor	33000	ND <5000	ND <5000	ND <5000	ND <5000	74000
8/24/00				9.43*	13.62	No sheen or odor	11000	ND <2000	ND <2000	ND <2000	ND <2000	32000
11/22/00				9.28*	13.77	Light rainbow sheen No odor	24000	ND <2500	ND <2500	ND <2500	ND <2500	35000
2/22/01				7.86*	15.19	No sheen or odor	19000	ND <5000	ND <5000	ND <5000	ND <5000	51000
5/29/01				8.96*	14.09	No sheen or odor	30000	ND <5000	ND <5000	ND <5000	ND <5000	110000
8/22/01				9.66*	13.39	No sheen or odor	46000	ND <2500	ND <2500	ND <2500	ND <2500	70000
12/06/01				8.36*	14.69	No sheen or odor	25000	ND <2500	ND <2500	ND <2500	ND <2500	37000
3/25/02	23.05 Resurveyed			7.84*	15.21	Light rainbow sheen No odor	770	ND<830	ND<830	ND<830	ND<830	20000

TABLE 1 CONT'D
GROUNDWATER MONITORING DATA (feet)
AND ANALYTICAL RESULTS (µg/L)

Date	Well No./ Elevation	Depth of Well	Depth of Perf.	Depth to Water	GW Elev.	Well Observation	TPHg	B	T	E	X	MTBE
7/02/02	MW-1 (23.05)	15	10	8.96*	14.14	No sheen or odor	550	ND<500	ND<500	ND<500	ND<500	13000
10/05/02				9.58*	13.47	No sheen or odor	880•	ND<250	ND<250	ND<250	ND<250	3800
1/17/03				7.72*	15.33	No sheen or odor	8200*	ND<500	ND<500	ND<500	ND<500	11000
4/17/03				8.48*	14.57	No sheen or odor	390	ND<2.5	ND<2.5	ND<2.5	ND<2.5	1400
7/24/03				9.20*	13.85	No sheen or odor	490•	ND<100	ND<100	ND<100	ND<100	590
8/08/96	MW-2 (N/A)	15	10	N/A	N/A	N/A	NA	ND<50	ND<50	NA	ND<50	NA
11/12/92				10.55†	N/A	N/A	ND<10	ND<0.3	ND<0.3	ND<0.3	ND<0.5	NA
3/24/94	22.09 (feet MSL)			7.87*	14.22	N/A	ND<50	ND<0.5	ND<0.5	ND<0.5	ND<0.5	N/A
12/15/95				4.62*	17.47	No sheen or odor	ND<50	ND<0.5	ND<0.5	ND<0.5	ND<0.5	NA
2/28/98	22.07 Resurveyed			8.40*	13.67	N/A	ND<50	ND<0.5	ND<0.5	ND<0.5	ND<0.5	210000
1/26/99				7.29*	14.78	N/A	ND <2000	ND<20	ND<20	ND<20	ND<20	9450
4/06/99				7.28*	14.79	N/A	ND <1000	ND<10	ND<10	ND<10	ND<10	209000
5/24/00	21.94 Resurveyed			7.22*	14.72	No sheen or odor	46000	ND <12500	ND <12500	ND <12500	ND <12500	180000
8/24/00				8.39*	13.55	No sheen or odor	21000	ND <2500	ND <2500	ND <2500	ND <2500	70000
11/22/00				8.24*	13.70	No sheen or odor	29000	ND <2500	ND <2500	ND <2500	ND <2500	43000
2/22/01				6.52*	15.42	No sheen or odor	20000	ND <5000	ND <5000	ND <5000	ND <5000	61000

TABLE 1 CONT'D
GROUNDWATER MONITORING DATA (feet)
AND ANALYTICAL RESULTS (µg/L)

Date	Well No./ Elevation	Depth of Well	Depth of Perf.	Depth to Water	GW Elev.	Well Observation	TPHg	B	T	E	X	MTBE
5/29/01	MW-2 (21.94)	15	10	7.90*	14.04	No sheen or odor	9100	ND <1000	ND <1000	ND <1000	ND <1000	24000
8/22/01				8.62*	13.32	No sheen or odor	8700	ND<500	ND<500	ND<500	ND<500	12000
12/06/01				7.28*	14.66	No sheen or odor	11000	ND <1250	ND <1250	ND <1250	ND <1250	22000
3/25/02	(21.94) Resurveyed			6.86*	15.08	No sheen or odor	ND<50	ND<830	ND<830	ND<830	ND<830	25000
7/02/02				7.96*	13.98	No sheen or odor	ND<50	ND<170	ND<170	ND<170	ND<170	6000
10/05/02				8.54*	13.40	No sheen or odor	820*	ND<250	ND<250	ND<250	ND<250	3400
1/17/03				6.76*	15.18	No sheen or odor	7000*	ND<500	ND<500	ND<500	ND<500	6800
4/17/03				7.38*	14.56	No sheen or odor	ND <500	ND<5	ND<5	ND<5	ND<5	3100
7/24/03				8.14*	13.80	No sheen or odor	720*	ND<5	ND<5	ND<5	ND<5	1400
8/08/96	MW-3 (N/A)	16	10	N/A	N/A	N/A	NA	ND<50	ND<50	NA	ND<50	NA
11/12/92				11.32†	N/A	N/A	69	ND<0.3	ND<0.3	ND<0.3	ND<0.3	NA
3/24/94	22.73 (feet MSL)			8.69*	14.04	N/A	ND<50	ND<0.5	ND<0.5	ND<0.5	ND<0.5	NA
12/15/95				8.31*	14.42	No sheen or odor	ND<50	ND<0.5	ND<0.5	ND<0.5	ND<0.5	NA
8/26/98	22.74 Resurveyed			9.29*	13.45	N/A	ND <500	36	ND<5	ND<5	ND<5	99000
12/16/99				8.00*	14.74	N/A	ND <500	ND<50	ND<50	ND<50	ND<50	19800
4/06/99				8.00*	14.74	N/A	ND <1000	ND<10	ND<10	ND<10	ND<10	151000
5/24/00	22.56 Resurveyed			8.08*	14.47	No sheen or odor	48000	ND <12500	ND <12500	ND <12500	ND <12500	200000

TABLE 1 CONT'D
GROUNDWATER MONITORING DATA (feet)
AND ANALYTICAL RESULTS (µg/L)

Date	Well No./ Elevation	Depth of Well	Depth of Perf.	Depth to Water	GW Elev.	Well Observation	TPHg	B	T	E	X	MTBE
8/24/00	MW-3 (22.56)	16	10	9.24*	13.32	No sheen or odor	52000	ND <5000	ND <5000	ND <5000	ND <5000	170000
11/22/00				9.08*	13.48	No sheen or odor	69000	ND <10000	ND <10000	ND <10000	ND <10000	160000
2/22/01				7.58*	14.98	No sheen or odor	30000	ND <5000	ND <5000	ND <5000	ND <5000	130000
5/29/01				8.76*	13.80	No sheen or odor	29000	ND <2500	ND <2500	ND <2500	ND <2500	78000
8/22/01				9.46*	13.10	No sheen or	37000	ND <5000	ND <5000	ND <5000	ND <5000	98000
12/06/01				8.06*	14.50	No sheen or odor	33000	ND <5000	ND <5000	ND <5000	ND <5000	94000
3/25/02	22.56 Resurveyed			7.62*	14.94	No sheen or odor	ND<50	ND <2500	ND <2500	ND <2500	ND <2500	62000
7/02/02				7.78*	14.78	No sheen or odor	73Z	ND <2000	ND <2000	ND <2000	ND <2000	67000
10/05/02				9.38*	13.18	No sheen or odor	25000*	ND <2500	ND <2500	ND <2500	ND <2500	55000
1/17/03				7.46*	15.10	No sheen or odor	32000*	ND <2500	ND <2500	ND <2500	ND <2500	49000
4/17/03				8.22*	14.34	No sheen or odor	ND <10000	ND<100	ND<100	ND<100	ND<100	38000
7/24/03				9.02*	13.54	No sheen or odor	16000 ^a	ND <2500	ND <2500	ND <2500	ND <2500	31000
8/26/98	MW-4 (23.51) feet MSL	19	N/A	9.87	13.64	N/A	170	2	0.74	1.3	1	150

TABLE 1 CONT'D
GROUNDWATER MONITORING DATA (feet)
AND ANALYTICAL RESULTS (µg/L)

Date	Well No./ Elevation	Depth of Well	Depth of Perf.	Depth to Water	GW Elev.	Well Observation	TPHg	B	T	E	X	MTBE
1/26/99	MW-4 (23.51)	19	N/A	8.54	14.97	N/A	140	ND<0.5	ND<0.5	ND<0.5	ND<0.5	7.6
4/06/99				8.34	15.17	N/A	390	3.94	ND<0.5	1.52	0.808	15.2
5/24/00	23.40 Resurveyed			8.72	14.68	No sheen or odor	210	ND<5	ND<5	ND<5	ND<5	40
8/24/00				9.88	13.52	No sheen or odor	160	ND<5	7.4	ND<5	ND<5	44
11/22/00				9.76	13.64	No sheen or odor	140	ND<5	ND<5	ND<5	ND<5	25
2/22/01				8.42	14.98	No sheen or odor	160	ND<5	ND<5	ND<5	ND<5	32
5/29/01				9.42	13.98	No sheen or odor	160	ND<5	ND<5	ND<5	ND<5	31
8/22/01				10.10	13.30	No sheen or odor	96	N<5	ND<5	ND<5	ND<5	28
12/06/01				8.68	14.72	No sheen or odor	160	ND<5	ND<5	ND<5	ND<5	25
3/25/02	(23.40) Resurveyed			8.28	15.12	No sheen or odor	150	ND<5	ND<5	ND<5	ND<5	14
7/02/02				9.36	14.04	No sheen or odor	120	ND<5	ND<5	ND<5	ND<5	ND<5
10/05/02				10.12	13.28	No sheen or odor	110	ND<5	ND<5	ND<5	ND<5	53
1/17/03				8.10	15.30	No sheen or odor	86c	ND<5	ND<5	ND<5	ND<5	23
4/17/03				8.88	14.52	No sheen or odor	110	3	2.8	1.1	2.84	89
7/24/03				9.74	13.66	No sheen or odor	130●	ND<5	ND<5	ND<5	ND<5	71
8/26/98	MW-5 (23.85) feet MSL	19	N/A	10.51	13.34	N/A	6600	240	ND<50	380	84	ND<250
1/26/99				10.26	13.59	N/A	371	11.7	ND<0.5	3.22	ND<0.5	36.4
4/06/99				9.32	14.53	N/A	7680	266	ND<10	280	ND<10	ND<10
5/24/00				9.39	14.47	Rainbow sheen No odor	3300	180	ND<25	140	ND<25	200
8/24/00				10.54	13.32	Light rainbow sheen No odor	3200	150	ND<10	91	ND<10	300

TABLE 1 CONT'D
GROUNDWATER MONITORING DATA (feet)
AND ANALYTICAL RESULTS (µg/L)

Date	Well No./ Elevation	Depth of Well	Depth of Perf.	Depth to Water	GW Elev.	Well Observation	TPHg	B	T	E	X	MTBE
11/22/00	MW-5 (23.85)	19	N/A	10.42	13.44	No sheen Light sewerage odor	520	120	ND<25	46	ND<25	510
2/22/01				8.88	14.98	No sheen or odor	5400	100	ND<50	94	ND<50	700
5/29/01	23.86 Resurveyed			10.08	13.78	Rainbow sheen No odor	3700	83	ND<50	58	ND<50	860
8/22/01				10.76	13.10	Light rainbow sheen No odor	5900	150	ND<10	ND<10	ND<10	1700
12/06/01				9.48	14.38	Rainbow sheen Light petroleum odor	4900	ND<50	ND<50	ND<50	ND<50	1900
3/25/02	23.86 Resurveyed			9.08	14.78	No sheen or odor	4000	170	ND<83	ND<83	ND<83	2200
7/02/02				10.02	13.84	No sheen or odor	6100	ND<130	ND<130	ND<130	ND<130	2600
10/05/02				10.72	13.14	No sheen or odor	5500	110	ND<100	ND<100	ND<100	2500
1/17/03				8.76	15.10	No sheen or odor	3900 ^a	ND<100	ND<100	ND<100	ND<100	2000
4/17/03				9.58	14.28	No sheen or odor	7500	110	ND<10	61	ND<10	3500
7/24/03				10.36	13.50	No sheen or odor	7000 ^a	ND<250	ND<250	ND<250	ND<250	3300

TABLE 1 CONT'D
GROUNDWATER MONITORING DATA (feet)
AND ANALYTICAL RESULTS (µg/L)

TPHg - Total Petroleum Hydrocarbons as gasoline

MTBE - Methyl Tertiary Butyl Ether

MSL - Mean Sea Level

N/A - Not Applicable

ND - Not Detected (Below Laboratory Detection Limit)

* Well screens are submerged

• TPH as gasoline reported value due to high concentrations of MTBE which are present in the TPH as gasoline quantitation range

^a Report TPH as gasoline value is the result of high concentrations of discrete peak (MTBE) within the TPH as gasoline quantitation range

^c Report TPH as gasoline value contains the result of high concentrations of MTBE within the TPH as gasoline quantitation

ⁿ Report TPH as gasoline value contains the result of high concentrations of MTBE within the TPH as gasoline quantitation range

High surrogate recovery for 4-BFB due to matrix interference. See TFT results.

BTEX - Benzene, Toluene, Ethylbenzene, Total Xylenes

Perf. - Perforation

GW Elev. - Groundwater Elevation

NA - Not Analyzed

† Well screens are not submerged

Z - Sample exhibits unknown single peak or peaks

TABLE 2
GROUNDWATER ANALYTICAL RESULTS FOR
HYDROCARBONS FUEL OXYGENATES (EPA 8260B)

Date	Well No.	Hydrocarbons Fuel Oxygenates	Concentration (µg/L)
5/24/00	MW-1	Methyl tert-butyl Ether	74000
8/24/00		Methyl tert-butyl Ether	32000
11/22/00		Methyl tert-butyl Ether	35000
2/22/01		Methyl tert-butyl Ether	51000
5/29/01		Methyl tert-butyl Ether	110000
8/22/01		Methyl tert-butyl Ether tert-Butanol	70000 11000
12/06/01		Methyl tert-butyl Ether	37000
3/25/02		Methyl tert-butyl Ether	20000
7/02/02		Methyl tert-butyl Ether	13000
10/05/02		Methyl tert-butyl Ether	3800
1/17/03		Methyl tert-butyl Ether tert-Butanol	11000 2200
4/17/03		Methyl-t-butyl Ether n-Propylbenzene	1400 3.1
7/24/03		Methyl t-butyl Ether	590
5/24/00	MW-2	Methyl tert-butyl Ether	180000
8/24/00		Methyl tert-butyl Ether	70000
11/22/00		Methyl tert-butyl Ether	43000
2/22/01		Methyl tert-butyl Ether	61000
5/29/01		Methyl tert-butyl Ether	24000
8/22/01		Methyl tert-butyl Ether	12000
12/06/01		Methyl tert-butyl Ether	22000
3/25/02		Methyl tert-butyl Ether	25000
7/02/02		Methyl tert-butyl Ether	6000
10/05/02		Methyl tert-butyl Ether	3400
1/17/03		Methyl tert-butyl Ether tert-Butanol	6800 1100
4/17/03		Methyl-t-butyl Ether	3100
7/24/03		Methyl t-butyl Ether	1400
5/24/00	MW-3	Methyl tert-butyl Ether	200000

TABLE 2 CONT'D
GROUNDWATER ANALYTICAL RESULTS FOR
HYDROCARBONS FUEL OXYGENATES (EPA 8260B)

Date	Well No.	Hydrocarbons Fuel Oxygenates	Concentration (µg/L)
8/24/00	MW-3	Methyl tert-butyl Ether	170000
11/22/00		Methyl tert-butyl Ether	160000
2/22/01		Methyl tert-butyl Ether	200000
5/29/01		Methyl tert-butyl Ether	78000
8/22/01		Methyl tert-butyl Ether	98000
12/06/01		Methyl tert-butyl Ether	94000
3/25/02		Methyl tert-butyl Ether	6200
7/02/02		Methyl tert-butyl Ether	67000
10/05/02		Methyl tert-butyl Ether	55000
		Methylene Chloride	7000
1/17/03		Methyl tert-butyl Ether	49000
4/17/03		Methyl-t-butyl Ether	38000
7/24/03		Methyl t-butyl Ether	31000
5/24/00	MW-4	Methyl tert-butyl Ether	40
8/24/00		Methyl tert-butyl Ether	44
		Toluene	7.4
11/22/00		Methyl tert-butyl Ether	25
2/22/01		Methyl tert-butyl Ether	32
5/29/01		Methyl tert-butyl Ether	31
8/22/01		Methyl tert-butyl Ether	28
12/06/01		Methyl tert-butyl Ether	25
3/25/02		Methyl tert-butyl Ether	14
7/02/02		None Detected	<5
10/05/02		Methyl tert-butyl Ether	53
1/17/03		Methyl tert-butyl Ether	23
4/17/03		Methyl-t-butyl Ether	89
		Benzene	3
		Toluene	2.8
		Ethylbenzene	1.1
		P,M-Xylene	2
		O-Xylene	0.84
		Naphthalene	0.81

TABLE 2 CONT'D
GROUNDWATER ANALYTICAL RESULTS FOR
HYDROCARBONS FUEL OXYGENATES (EPA 8260B)

Date	Well No.	Hydrocarbons Fuel Oxygenates	Concentration (µg/L)
7/24/03	MW-4	Methyl t-butyl Ether	71
		tert-Butanol (TBA)	11
5/24/00	MW-5	Benzene	180
		Ethylbenzene	140
		Isopropylbenzene	55
		Methyl tert-butyl Ether	200
		n-Butylbenzene	42
		n-Propylbenzene	200
		Naphthalene	120
8/24/00		1,2,4-Trimethylbenzene	15
		Benzene	150
		Ethylbenzene	91
		Isopropylbenzene	38
		Methyl tert-butyl Ether	300
		n-Butylbenzene	29
		n-Propylbenzene	140
		Naphthalene	87
		p-Isopropyltoluene	28
sec-Butylbenzene	12		
11/22/00		Benzene	120
		Ethylbenzene	46
		Isopropylbenzene	31
		Methyl tert-butyl Ether	510
		n-Propylbenzene	100
		Naphthalene	37
2/22/01		Benzene	100
		Ethylbenzene	94
		Methyl tert-butyl Ether	700
		n-Propylbenzene	160
		Naphthalene	90

TABLE 2 CONT'D
GROUNDWATER ANALYTICAL RESULTS FOR
HYDROCARBONS FUEL OXYGENATES (EPA 8260B)

Date	Well No.	Hydrocarbons Fuel Oxygenates	Concentration (µg/L)
5/29/01	MW-5	Benzene	83
		Ethylbenzene	58
		Methyl tert-butyl Ether	860
		n-Propylbenzene	130
		Naphthalene	64
8/22/01		Benzene	150
		Methyl tert-butyl Ether	1700
		n-Propylbenzene	230
		Naphthalene	140
12/06/01		Methyl tert-butyl Ether	1900
3/25/02		Methyl tert-butyl Ether	2200
		Benzene	170
		Propylbenzene	180
7/02/02		Methyl tert-butyl Ether	2600
		Propylbenzene	240
10/05/02		Benzene	110
		Methyl tert-butyl Ether	2500
		n-Propylbenzene	230
		Naphthalene	120
1/17/03		Methyl tert-butyl Ether	2000
		n-Propylbenzene	140
		tert-Butanol	310
4/17/03		Methyl-t-butyl Ether	3500
		Benzene	110
		Ethylbenzene	61
		Isopropylbenzene	71
		n-Propylbenzene	270
		sec-Butylbenzene	21
		Naphthalene	140
7/24/03		Methyl t-butyl Ether	3300
		n-Propylbenzene	400
		tert-Butanol (TBA)	520

File No. 12-99-702-SI

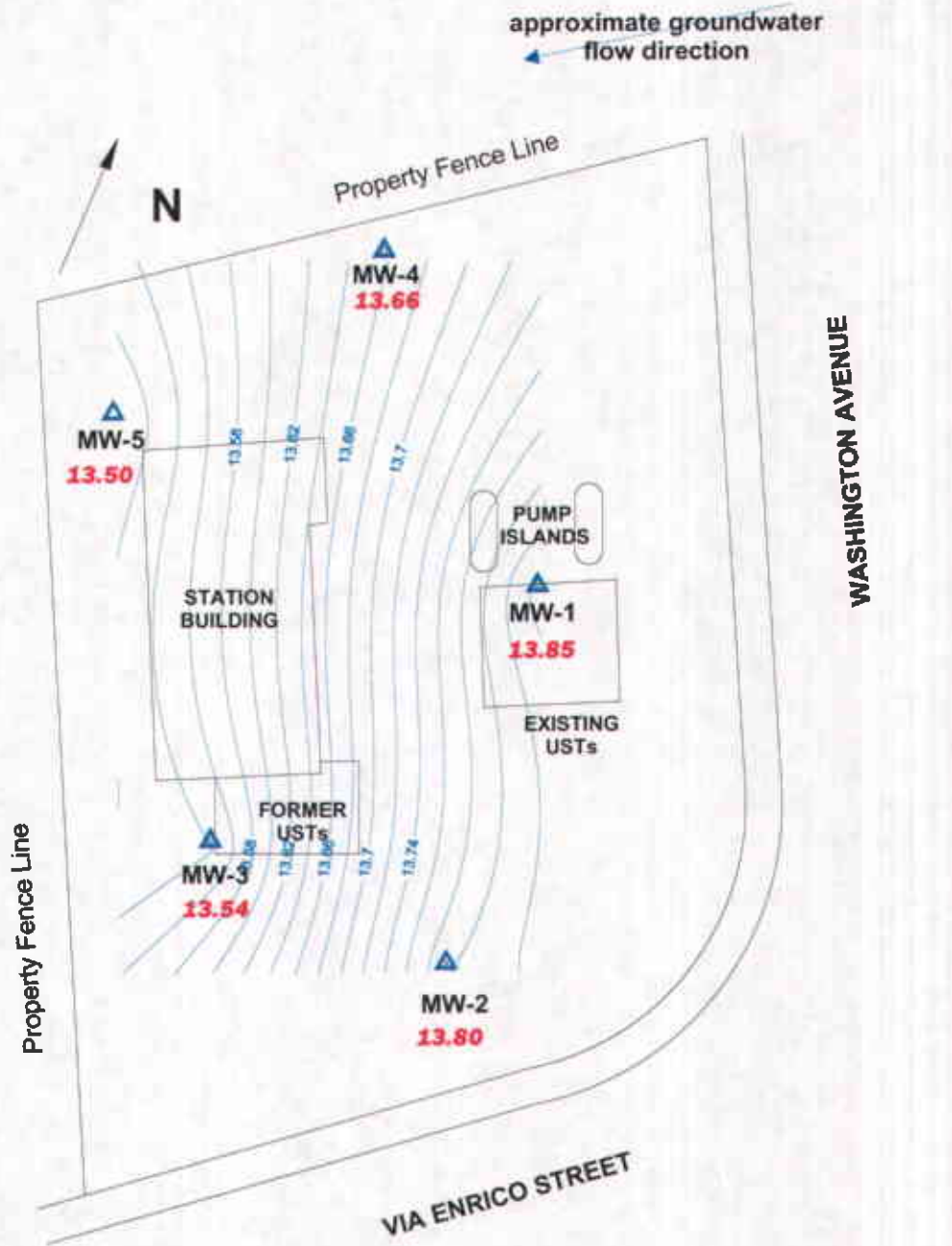
A P P E N D I X "B"

ENVIRO SOIL TECH CONSULTANTS



ENVIRO SOIL TECH CONSULTANTS

Figure 1



approximate scale in feet

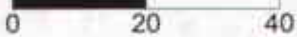
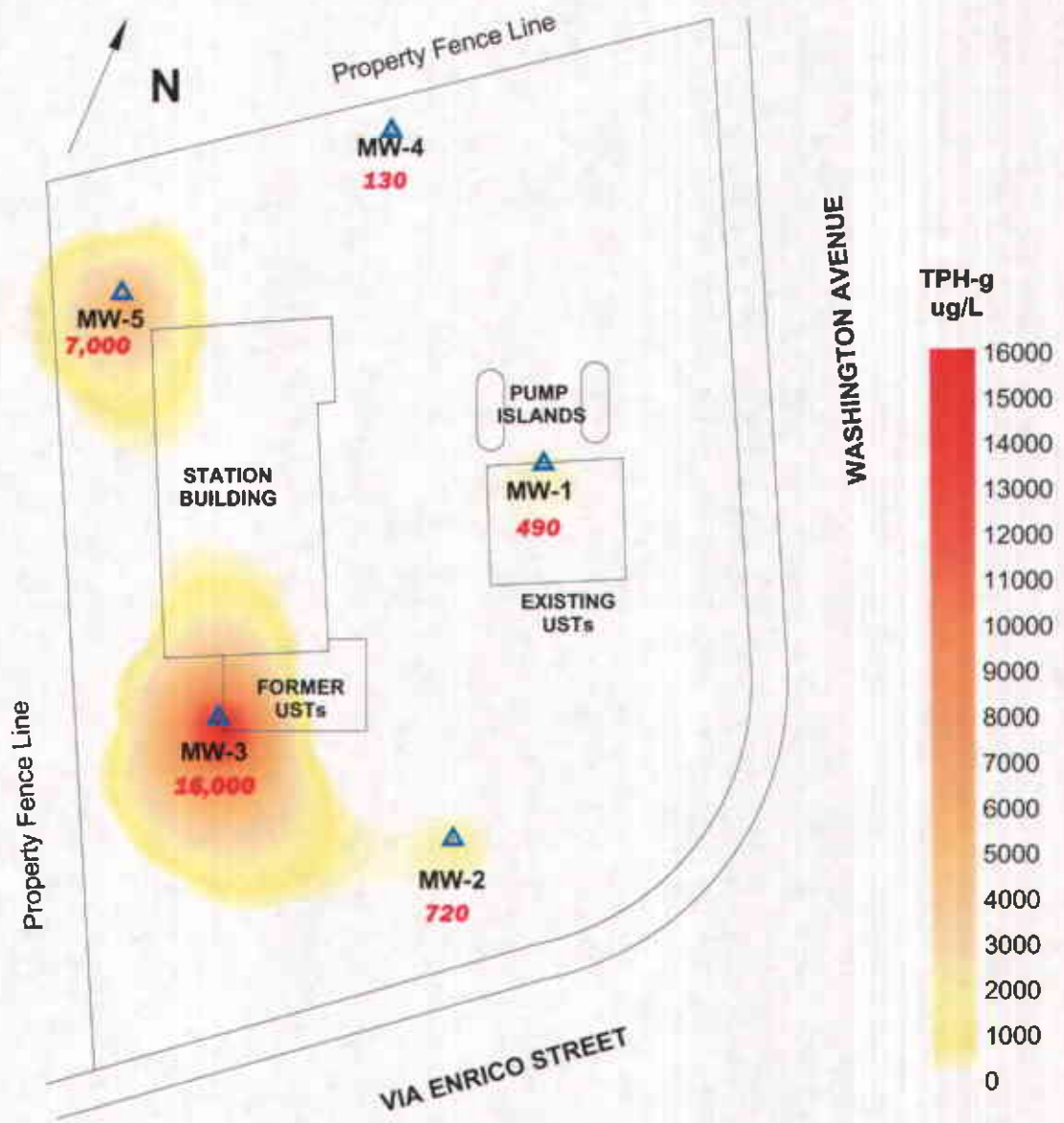


Figure 2: Groundwater elevation contour map.
July 24, 2003.



▲ Monitoring Well

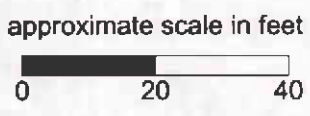
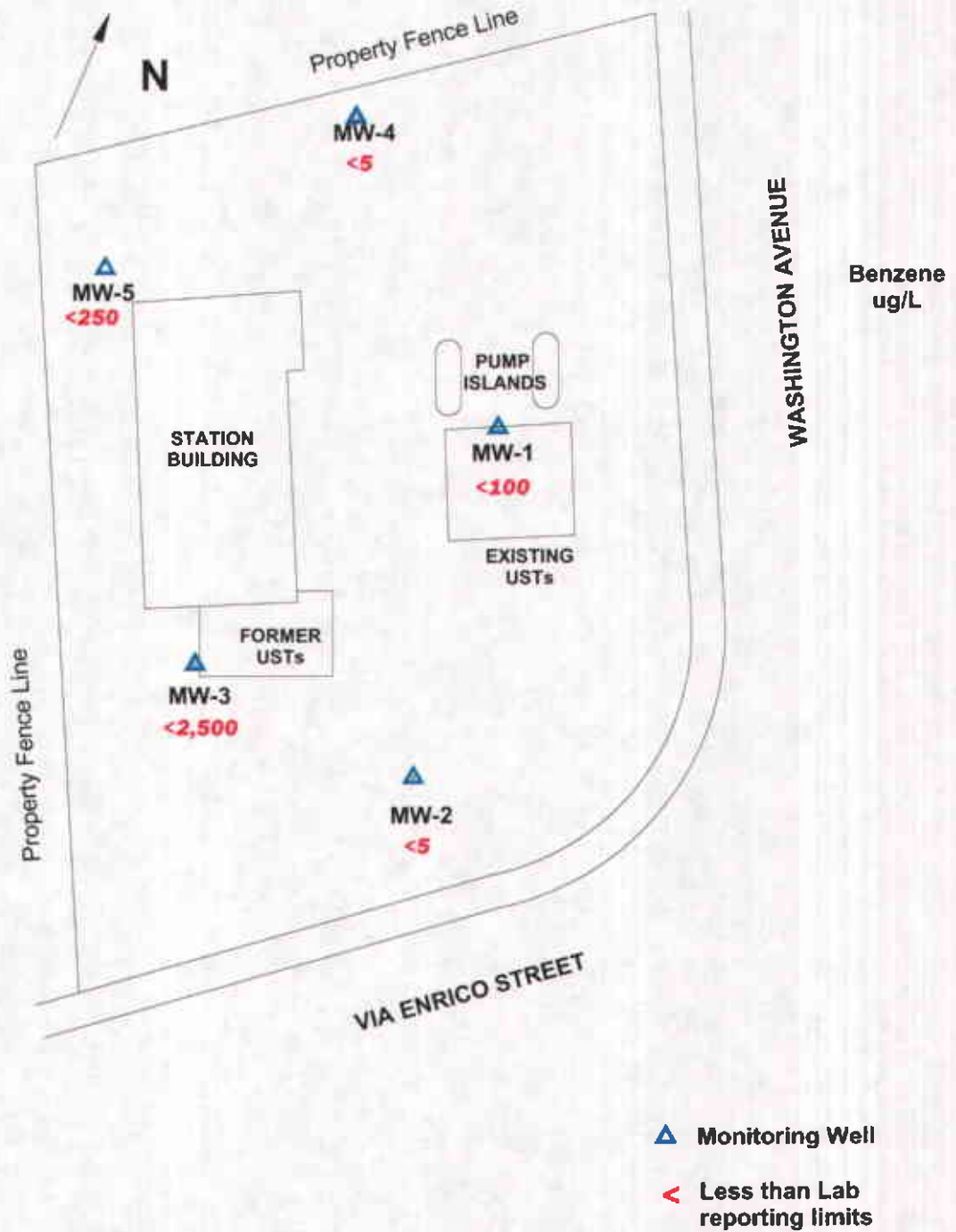


Figure 3: Contour map of TPH-g concentrations in the groundwater. July 24, 2003.



approximate scale in feet

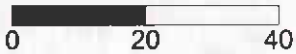
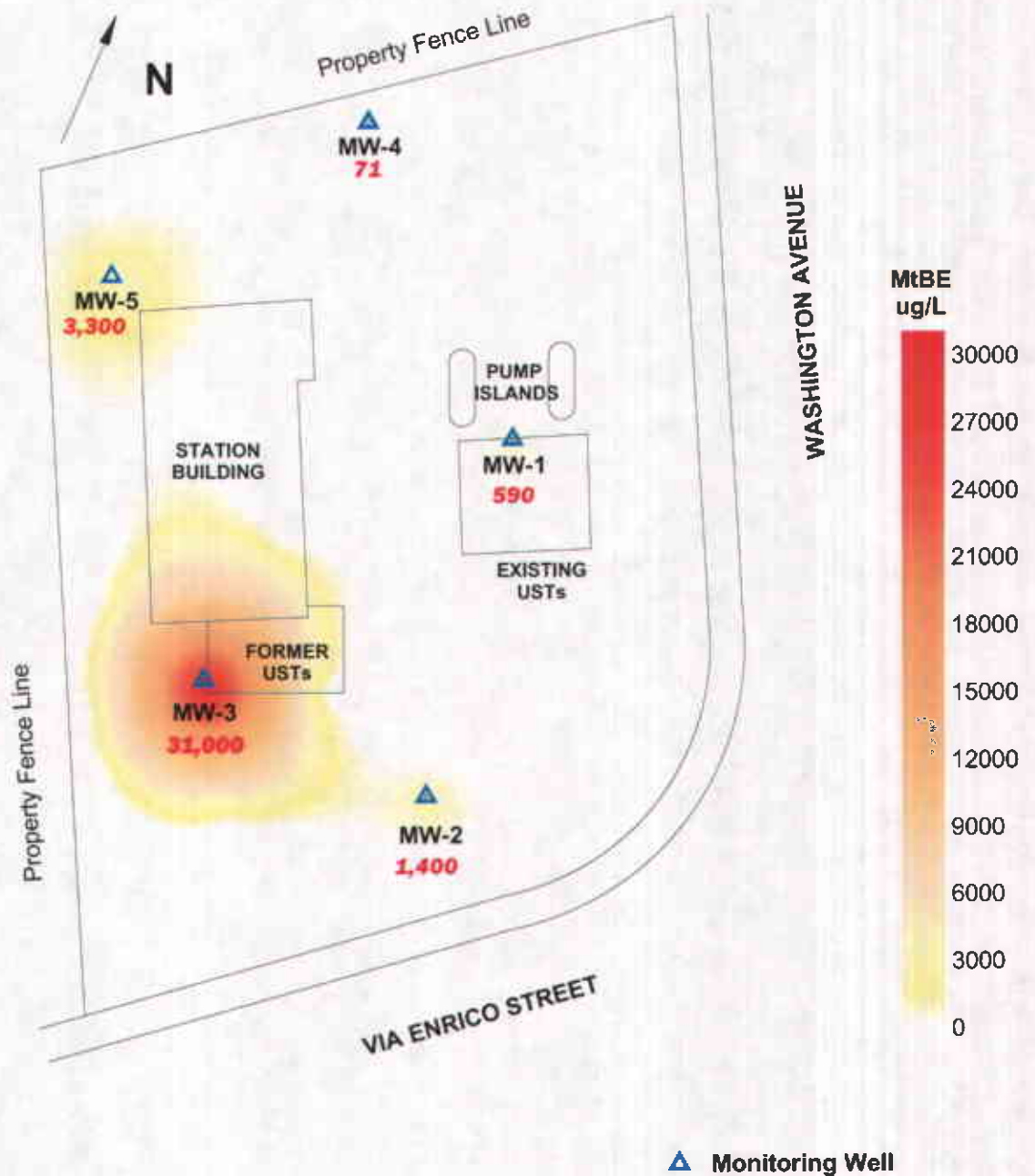


Figure 4: Map of Benzene concentrations in the groundwater.
July 24, 2003.



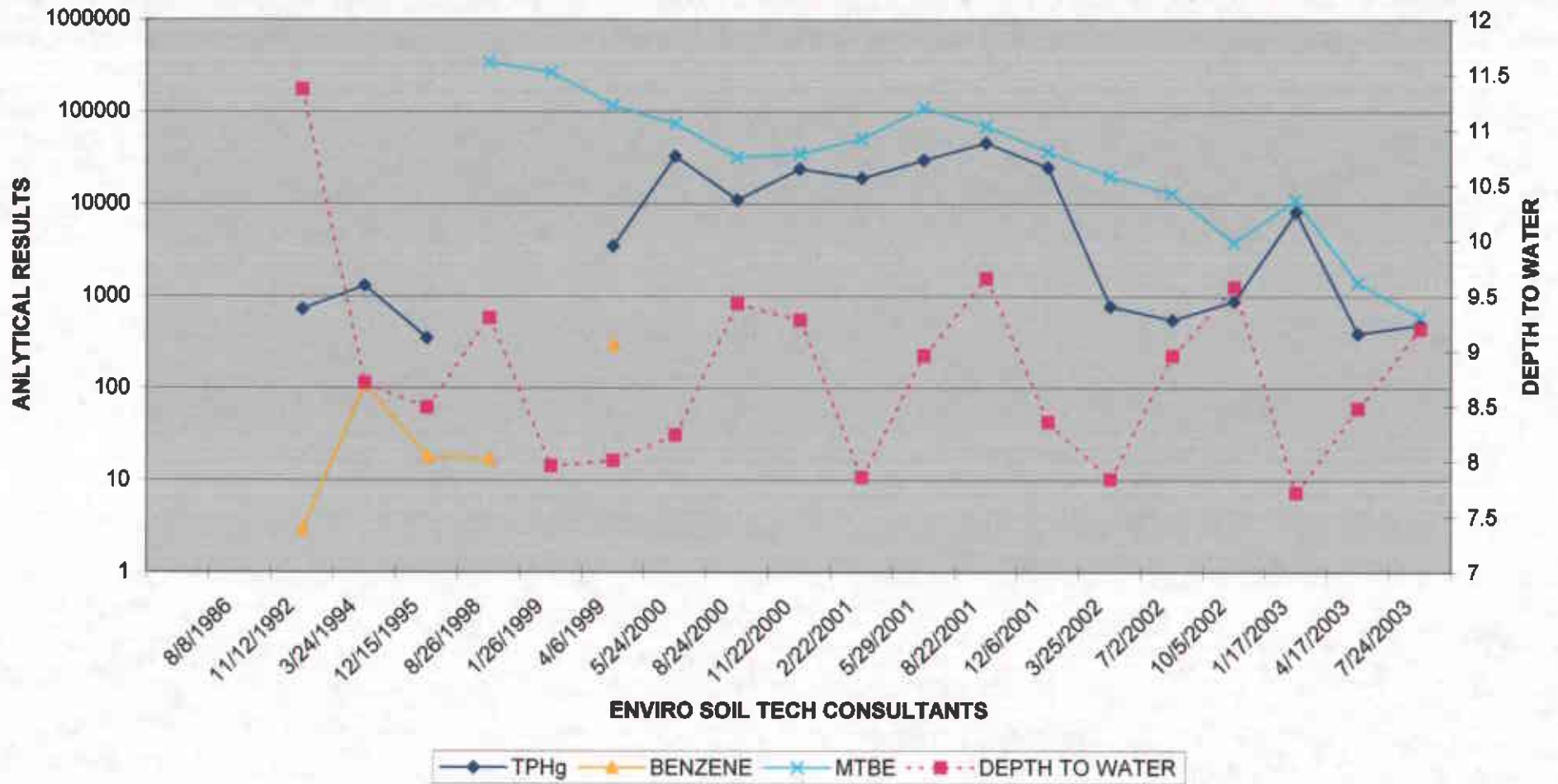
approximate scale in feet



Figure 5: Contour map of MtBE concentrations in the groundwater.
July 24, 2003.

A P P E N D I X "C"

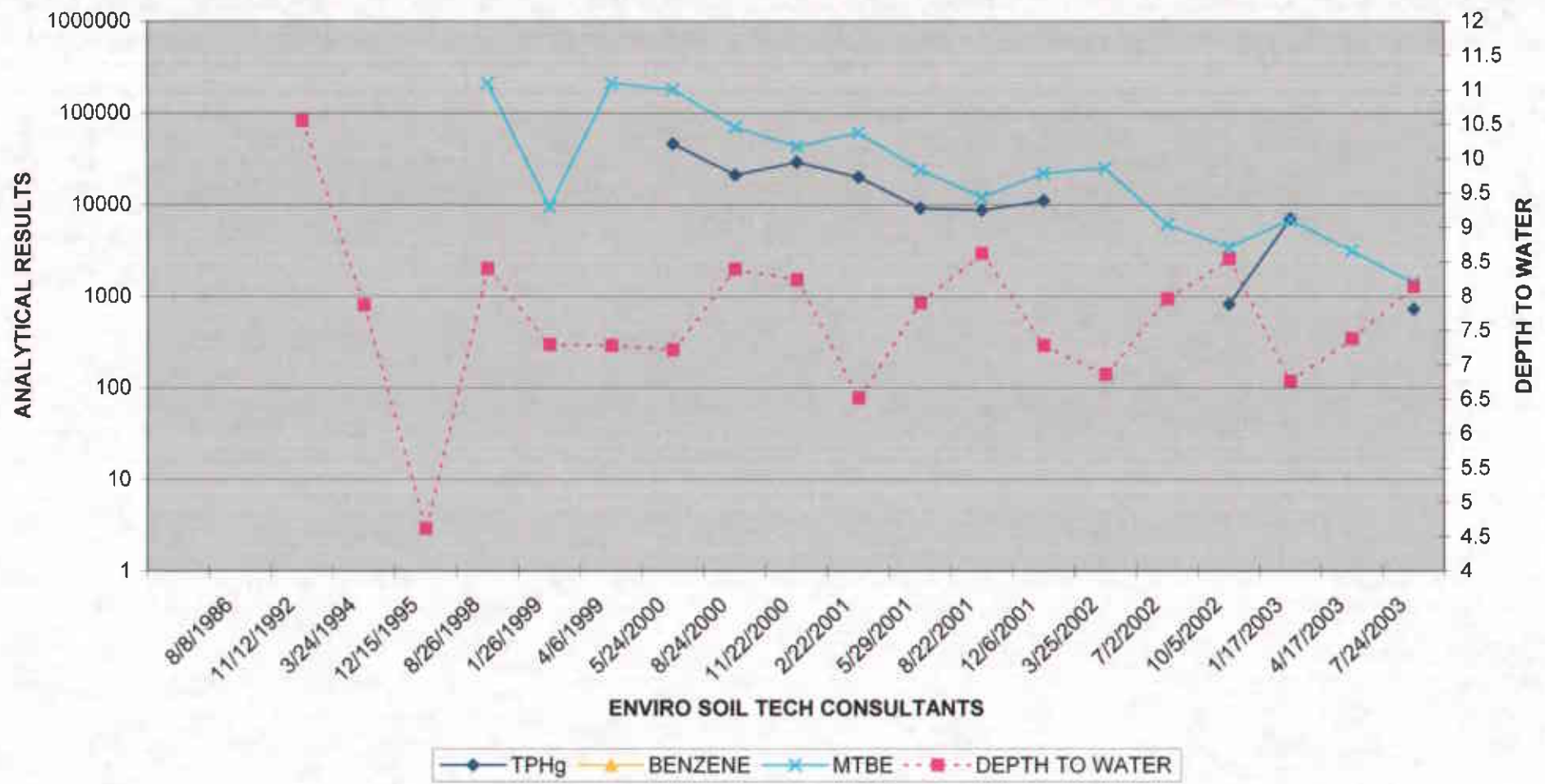
File No.: 12-99-702-SI
 TPHg, BENZENE & MTBE FOR MW-1 (µg/L)
 AND DEPTH TO WATER MEASUREMENT (Feet)



ENVIRO SOIL TECH CONSULTANTS

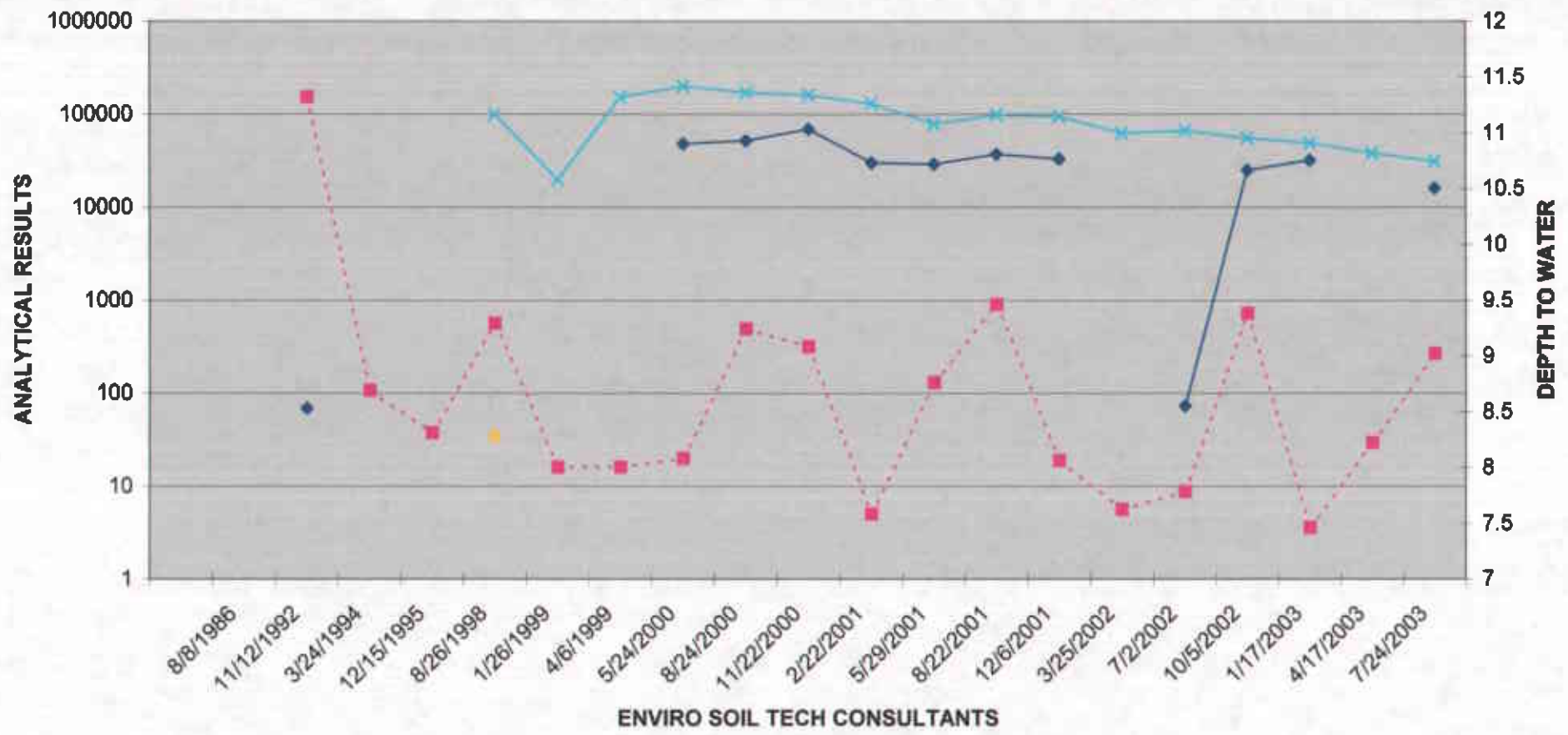


File No.: 12-99-702-SI
**TPHg, BENZENE & MTBE RESULTS FOR MW-2 (µg/L)
 AND DEPTH TO WATER MEASUREMENT (Feet)**



ENVIRO SOIL TECH CONSULTANTS

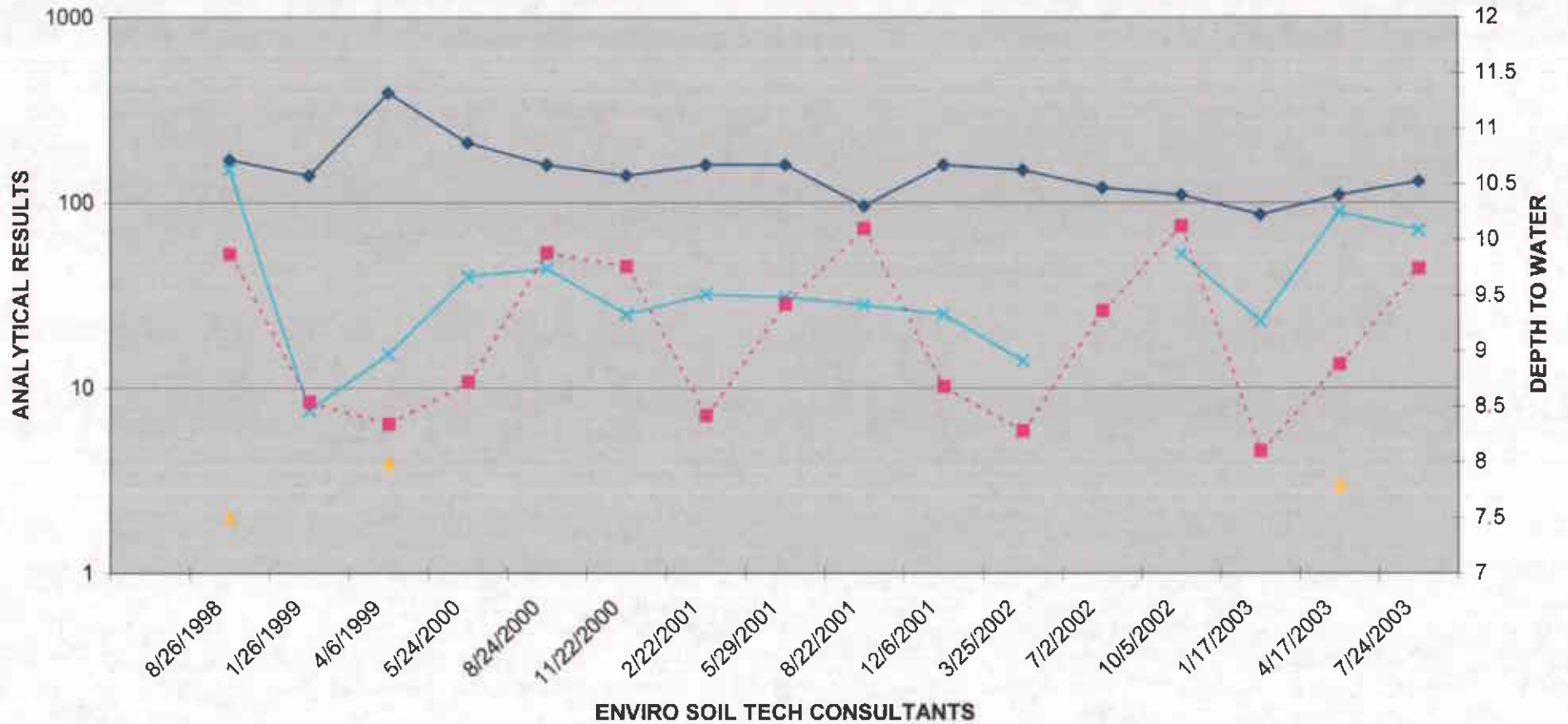
File No.: 12-99-702-SI
**TPHg, BENZENE & MTBE RESULTS FOR MW-3 (µg/L)
 AND DEPTH TO WATER MEASUREMENT (Feet)**



ENVIRO SOIL TECH CONSULTANTS

Legend:
 -◆- TPHg -▲- BENZENE -×- MTBE -■- DEPTH TO WATER

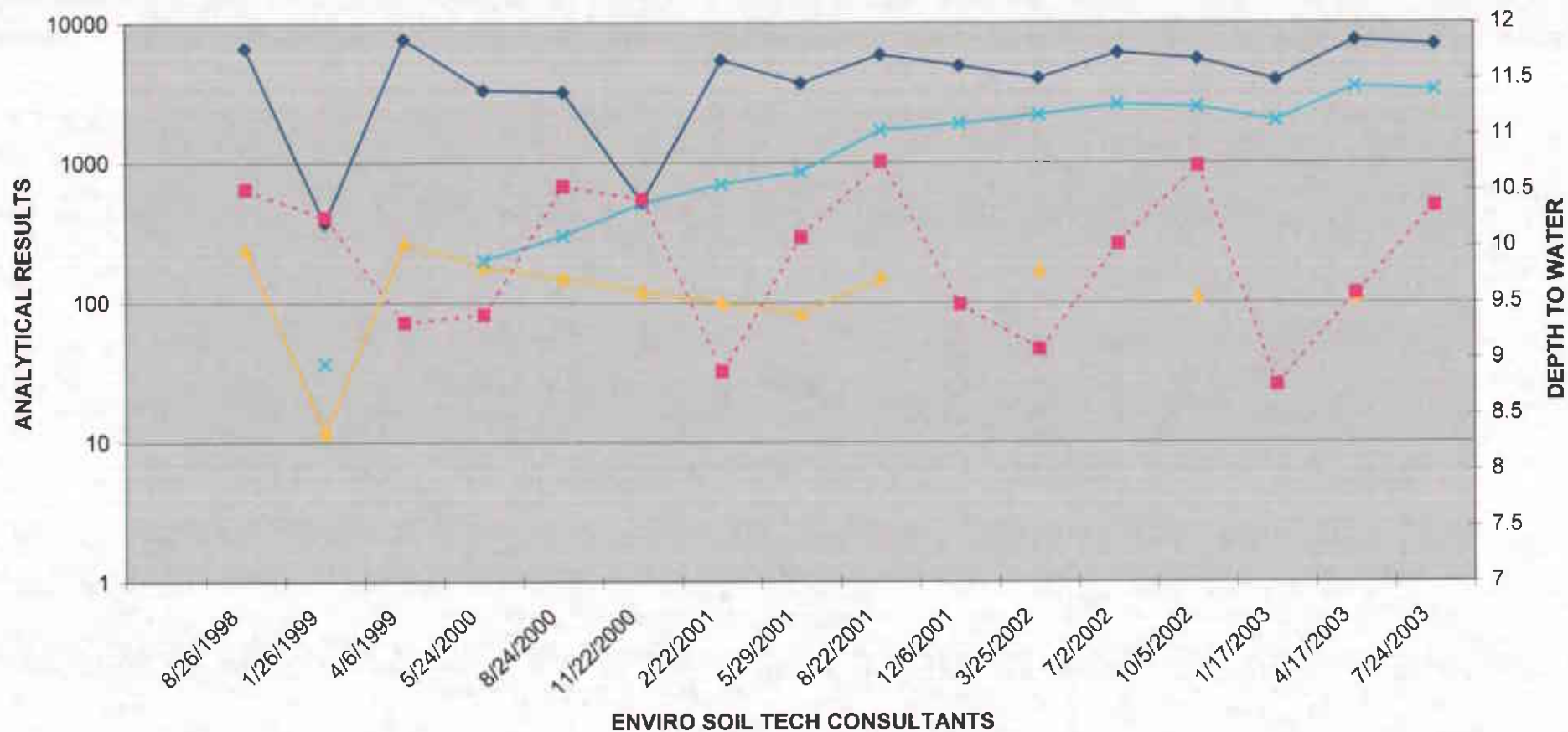
File No.: 12-99-702-SI
**TPHg, BENZENE & MTBE RESULTS FOR MW-4 (µg/L)
 AND DEPTH TO WATER MEASUREMENT (Feet)**



ENVIRO SOIL TECH CONSULTANTS

TPHg
 BENZENE
 MTBE
 DEPTH TO WATER

File No.: 12-99-702-SI
**TPHg, BENZENE & MTBE RESULTS FOR MW-5 ($\mu\text{g/L}$)
 AND DEPTH TO WATER MEASUREMENT (Feet)**



ENVIRO SOIL TECH CONSULTANTS

TPHg
 BENZENE
 MTBE
 DEPTH TO WATER

File No. 12-99-702-SI

A P P E N D I X "D"

ENVIRO SOIL TECH CONSULTANTS

GROUNDWATER SAMPLING

Prior to collection of groundwater samples, all of the sampling equipment (i.e. bailer, cables, bladder pump, discharge lines and etc.) was cleaned by pumping TSP water solution followed by distilled water.

Prior to purging, the well "Water Sampling Field Survey Forms" were filled out (depth to water and total depth of water column were measured and recorded). The well was then bailed or pumped to remove four to ten well volumes or until the discharged water temperature, conductivity and pH stabilized. "Stabilized" is defined as three consecutive readings within 15% of one another.

The groundwater sample was collected when the water level in the well recovered to 80% of its static level.

Forty milliliter (ml.), glass volatile organic analysis (VOA) vials with Teflon septa were used as sample containers. The groundwater sample was decanted into each VOA vial in such a manner that there was a meniscus at the top. The cap was quickly placed over the top of the vial and securely tightened. The VOA vial was then inverted and tapped to see if air bubbles were present. If none were present, the sample was labeled and refrigerated for delivery under chain-of-custody to the laboratory. The label information would include a sample identification number, job identification number, date, time, type of analysis requested, and the sampler's name.

A P P E N D I X "E"

Entech Analytical Labs, Inc.

3334 Victor Court • Santa Clara, CA 95054 • (408) 588-0200 • Fax (408) 588-0201

August 05, 2003

Frank Hamedi
Enviro Soil Tech Consultants
131 Tully Road
San Jose, CA 95111

Order: 35199
Project Name: 15595 Washington Ave
Project Number: 12-99-702-SI

Date Collected: 7/24/2003
Date Received: 7/25/2003
P.O. Number: 12-99-702-SI

Project Notes:

On July 25, 2003, samples were received under documented chain of custody. Results for the following analyses are attached:

<u>Matrix</u>	<u>Test</u>	<u>Method</u>
Liquid	EDF Deliverables	EDF
	EPA 8260B	EPA 8260B
	TPH as Gasoline	EPA 8015 MOD. (Purgeable)

Chemical analysis of these samples has been completed. Summaries of the data are contained on the following pages. USEPA protocols for sample storage and preservation were followed.

Entech Analytical Labs, Inc. is certified by the State of California (#2346). If you have any questions regarding procedures or results, please call me at 408-588-0200.

Sincerely,



Patti Sandrock
QA/QC Manager

Entech Analytical Labs, Inc.

3334 Victor Court • Santa Clara, CA 95054 • (408) 588-0200 • Fax (408) 588-0201

Enviro Soil Tech Consultants
131 Tully Road
San Jose, CA 95111
Attn: Frank Hamedi

Date: 08/05/03
Date Received: 7/25/2003
Project Name: 15595 Washington Ave
Project Number: 12-99-702-SI
P.O. Number: 12-99-702-SI
Sampled By: Client

Certified Analytical Report

Order ID: 35199	Lab Sample ID: 35199-001	Client Sample ID: MW-1								
Sample Time: 12:19 PM	Sample Date: 7/24/2003	Matrix: Liquid								
Parameter	Result	Flag	DF	PQL	DLR	Units	Extraction Date	Analysis Date	QC Batch ID	Method
TPH as Gasoline	490	x	1	50	50	µg/L	N/A	7/28/2003	WGC42897	EPA 8015 MOD. (Purgeable)
			Surrogate	Surrogate Recovery		Control Limits (%)				
			4-Bromofluorobenzene	129.8		65 - 135				
Comment:	Reported TPH as Gasoline value contains high concentration of MTBE in the TPH as Gasoline quantitation range.									

Order ID: 35199	Lab Sample ID: 35199-002	Client Sample ID: MW-2								
Sample Time: 1:14 PM	Sample Date: 7/24/2003	Matrix: Liquid								
Parameter	Result	Flag	DF	PQL	DLR	Units	Extraction Date	Analysis Date	QC Batch ID	Method
TPH as Gasoline	720	x	1	50	50	µg/L	N/A	7/28/2003	WGC42897	EPA 8015 MOD. (Purgeable)
			Surrogate	Surrogate Recovery		Control Limits (%)				
			4-Bromofluorobenzene	93.5		65 - 135				
Comment:	Report TPH as Gasoline value is the result of high concentrations of a discrete peak(MTBE) within the TPH as Gasoline quantitation range.									

Order ID: 35199	Lab Sample ID: 35199-003	Client Sample ID: MW-3								
Sample Time: 2:20 PM	Sample Date: 7/24/2003	Matrix: Liquid								
Parameter	Result	Flag	DF	PQL	DLR	Units	Extraction Date	Analysis Date	QC Batch ID	Method
TPH as Gasoline	16000	x	25	50	1250	µg/L	N/A	7/28/2003	WGC42897	EPA 8015 MOD. (Purgeable)
			Surrogate	Surrogate Recovery		Control Limits (%)				
			4-Bromofluorobenzene	96.7		65 - 135				
Comment:	Report TPH as Gasoline value is the result of high concentrations of a discrete peak(MTBE) within the TPH as Gasoline quantitation range.									

DF = Dilution Factor

ND = Not Detected

DLR = Detection Limit Reported

PQL = Practical Quantitation Limit

Analysis performed by Entech Analytical Labs, Inc. (CA ELAP #2346)


Patti Sandrock, QA/QC Manager

Environmental Analysis Since 1983

Entech Analytical Labs, Inc.

3334 Victor Court • Santa Clara, CA 95054 • (408) 588-0200 • Fax (408) 588-0201

Enviro Soil Tech Consultants
131 Tully Road
San Jose, CA 95111
Attn: Frank Hamedi

Date: 08/05/03
Date Received: 7/25/2003
Project Name: 15595 Washington Ave
Project Number: 12-99-702-SI
P.O. Number: 12-99-702-SI
Sampled By: Client

Certified Analytical Report

Order ID: 35199

Lab Sample ID: 35199-004

Client Sample ID: MW-4

Sample Time: 11:15 AM

Sample Date: 7/24/2003

Matrix: Liquid

Parameter	Result	Flag	DF	PQL	DLR	Units	Extraction Date	Analysis Date	QC Batch ID	Method
TPH as Gasoline	130	x	1	50	50	µg/L	N/A	7/28/2003	WGC42897	EPA 8015 MOD. (Purgeable)
				Surrogate			Surrogate Recovery		Control Limits (%)	
				4-Bromofluorobenzene			100.5		65 - 135	

Comment: Reported TPH as Gasoline value contains high concentration of MTBE in the TPH as Gasoline quantitation range.

Order ID: 35199

Lab Sample ID: 35199-005

Client Sample ID: MW-5

Sample Time: 10:01 AM

Sample Date: 7/24/2003

Matrix: Liquid

Parameter	Result	Flag	DF	PQL	DLR	Units	Extraction Date	Analysis Date	QC Batch ID	Method
TPH as Gasoline	7000	x	20	50	1000	µg/L	N/A	7/28/2003	WGC42897	EPA 8015 MOD. (Purgeable)
				Surrogate			Surrogate Recovery		Control Limits (%)	
				4-Bromofluorobenzene			NR		65 - 135	
				aaa-Trifluorotoluene			92.1		65 - 135	

Comment: Reported TPH as Gasoline value contains high concentration of MTBE in the TPH as Gasoline quantitation range. High surrogate recovery for 4-BFB due to matrix interference, see TFT result.


DF = Dilution Factor

ND = Not Detected

DLR = Detection Limit Reported

PQL = Practical Quantitation Limit

Analysis performed by Entech Analytical Labs, Inc. (CA ELAP #2346)


Patti Sandrock, QA/QC Manager

Environmental Analysis Since 1983

Entech Analytical Labs, Inc.

3334 Victor Court • Santa Clara, CA 95054 • (408) 588-0200 • Fax (408) 588-0201

Enviro Soil Tech Consultants

131 Tully Road

San Jose, CA 95111

Attn: Frank Hamedi

Date: 08/05/03

Date Received: 7/25/2003

Project Name: 15595 Washington Ave

Project Number: 12-99-702-SI

P.O. Number: 12-99-702-SI

Sampled By: Client

Certified Analytical Report

Order ID: 35199

Lab Sample ID: 35199-001

Client Sample ID: MW-1

Sample Time: 12:19 PM

Sample Date: 7/24/2003

Matrix: Liquid

Parameter	Result	Flag	DF	PQL	DLR	Units	Analysis Date	QC Batch ID	Method
1,1,1,2-Tetrachloroethane	ND		20	5	100	µg/L	7/29/2003	WMS510176A	EPA 8260B
1,1,1-Trichloroethane	ND		20	5	100	µg/L	7/29/2003	WMS510176A	EPA 8260B
1,1,2,2-Tetrachloroethane	ND		20	5	100	µg/L	7/29/2003	WMS510176A	EPA 8260B
1,1,2-Trichloroethane	ND		20	5	100	µg/L	7/29/2003	WMS510176A	EPA 8260B
1,1-Dichloroethane	ND		20	5	100	µg/L	7/29/2003	WMS510176A	EPA 8260B
1,1-Dichloroethene	ND		20	5	100	µg/L	7/29/2003	WMS510176A	EPA 8260B
1,1-Dichloropropene	ND		20	5	100	µg/L	7/29/2003	WMS510176A	EPA 8260B
1,2,3-Trichlorobenzene	ND		20	5	100	µg/L	7/29/2003	WMS510176A	EPA 8260B
1,2,3-Trichloropropane	ND		20	5	100	µg/L	7/29/2003	WMS510176A	EPA 8260B
1,2,4-Trichlorobenzene	ND		20	5	100	µg/L	7/29/2003	WMS510176A	EPA 8260B
1,2,4-Trimethylbenzene	ND		20	5	100	µg/L	7/29/2003	WMS510176A	EPA 8260B
1,2-Dibromo-3-Chloropropane	ND		20	5	100	µg/L	7/29/2003	WMS510176A	EPA 8260B
1,2-Dibromoethane (EDB)	ND		20	5	100	µg/L	7/29/2003	WMS510176A	EPA 8260B
1,2-Dichlorobenzene	ND		20	5	100	µg/L	7/29/2003	WMS510176A	EPA 8260B
1,2-Dichloroethane	ND		20	5	100	µg/L	7/29/2003	WMS510176A	EPA 8260B
1,2-Dichloropropane	ND		20	5	100	µg/L	7/29/2003	WMS510176A	EPA 8260B
1,3,5-Trimethylbenzene	ND		20	5	100	µg/L	7/29/2003	WMS510176A	EPA 8260B
1,3-Dichlorobenzene	ND		20	5	100	µg/L	7/29/2003	WMS510176A	EPA 8260B
1,3-Dichloropropane	ND		20	5	100	µg/L	7/29/2003	WMS510176A	EPA 8260B
1,4-Dichlorobenzene	ND		20	5	100	µg/L	7/29/2003	WMS510176A	EPA 8260B
1,4-Dioxane	ND		20	50	1000	µg/L	7/29/2003	WMS510176A	EPA 8260B
2,2-Dichloropropane	ND		20	5	100	µg/L	7/29/2003	WMS510176A	EPA 8260B
2-Butanone (MEK)	ND		20	20	400	µg/L	7/29/2003	WMS510176A	EPA 8260B
2-Chloroethyl-vinyl Ether	ND		20	5	100	µg/L	7/29/2003	WMS510176A	EPA 8260B
2-Chlorotoluene	ND		20	5	100	µg/L	7/29/2003	WMS510176A	EPA 8260B
2-Hexanone	ND		20	20	400	µg/L	7/29/2003	WMS510176A	EPA 8260B
4-Chlorotoluene	ND		20	5	100	µg/L	7/29/2003	WMS510176A	EPA 8260B
4-Methyl-2-Pentanone(MIBK)	ND		20	20	400	µg/L	7/29/2003	WMS510176A	EPA 8260B
Acetone	ND		20	100	2000	µg/L	7/29/2003	WMS510176A	EPA 8260B
Benzene	ND		20	5	100	µg/L	7/29/2003	WMS510176A	EPA 8260B
Benzyl Chloride	ND		20	5	100	µg/L	7/29/2003	WMS510176A	EPA 8260B
Bromobenzene	ND		20	5	100	µg/L	7/29/2003	WMS510176A	EPA 8260B
Bromochloromethane	ND		20	5	100	µg/L	7/29/2003	WMS510176A	EPA 8260B


DF = Dilution Factor

ND = Not Detected

DLR = Detection Limit Reported

PQL = Practical Quantitation Limit

Analysis performed by Entech Analytical Labs, Inc. (CA ELAP #2346)


Patti Sandrock, QA/QC Manager

Environmental Analysis Since 1983

Entech Analytical Labs, Inc.

3334 Victor Court • Santa Clara, CA 95054 • (408) 588-0200 • Fax (408) 588-0201

Enviro Soil Tech Consultants
131 Tully Road
San Jose, CA 95111
Attn: Frank Hamedi

Date: 08/05/03
Date Received: 7/25/2003
Project Name: 15595 Washington Ave
Project Number: 12-99-702-SI
P.O. Number: 12-99-702-SI
Sampled By: Client

Certified Analytical Report

Order ID: 35199

Lab Sample ID: 35199-001

Client Sample ID: MW-1

Sample Time: 12:19 PM

Sample Date: 7/24/2003

Matrix: Liquid

Parameter	Result	Flag	DF	PQL	DLR	Units	Analysis Date	QC Batch ID	Method
Bromodichloromethane	ND		20	5	100	µg/L	7/29/2003	WMS510176A	EPA 8260B
Bromoform	ND		20	5	100	µg/L	7/29/2003	WMS510176A	EPA 8260B
Bromomethane	ND		20	5	100	µg/L	7/29/2003	WMS510176A	EPA 8260B
Carbon Disulfide	ND		20	15	300	µg/L	7/29/2003	WMS510176A	EPA 8260B
Carbon Tetrachloride	ND		20	5	100	µg/L	7/29/2003	WMS510176A	EPA 8260B
Chlorobenzene	ND		20	5	100	µg/L	7/29/2003	WMS510176A	EPA 8260B
Chloroethane	ND		20	5	100	µg/L	7/29/2003	WMS510176A	EPA 8260B
Chloroform	ND		20	5	100	µg/L	7/29/2003	WMS510176A	EPA 8260B
Chloromethane	ND		20	5	100	µg/L	7/29/2003	WMS510176A	EPA 8260B
cis-1,2-Dichloroethene	ND		20	5	100	µg/L	7/29/2003	WMS510176A	EPA 8260B
cis-1,3-Dichloropropene	ND		20	5	100	µg/L	7/29/2003	WMS510176A	EPA 8260B
Cyclohexanone	ND		20	20	400	µg/L	7/29/2003	WMS510176A	EPA 8260B
Dibromochloromethane	ND		20	5	100	µg/L	7/29/2003	WMS510176A	EPA 8260B
Dibromomethane	ND		20	5	100	µg/L	7/29/2003	WMS510176A	EPA 8260B
Dichlorodifluoromethane	ND		20	5	100	µg/L	7/29/2003	WMS510176A	EPA 8260B
Diisopropyl Ether	ND		20	5	100	µg/L	7/29/2003	WMS510176A	EPA 8260B
Ethyl Benzene	ND		20	5	100	µg/L	7/29/2003	WMS510176A	EPA 8260B
Freon 113	ND		20	10	200	µg/L	7/29/2003	WMS510176A	EPA 8260B
Hexachlorobutadiene	ND		20	5	100	µg/L	7/29/2003	WMS510176A	EPA 8260B
Isopropanol	ND		20	40	800	µg/L	7/29/2003	WMS510176A	EPA 8260B
Isopropylbenzene	ND		20	5	100	µg/L	7/29/2003	WMS510176A	EPA 8260B
Methyl-t-butyl Ether	590		20	1	20	µg/L	7/29/2003	WMS510176A	EPA 8260B
Methylene Chloride	ND		20	5	100	µg/L	7/29/2003	WMS510176A	EPA 8260B
n-Butylbenzene	ND		20	5	100	µg/L	7/29/2003	WMS510176A	EPA 8260B
n-Propylbenzene	ND		20	5	100	µg/L	7/29/2003	WMS510176A	EPA 8260B
Naphthalene	ND		20	5	100	µg/L	7/29/2003	WMS510176A	EPA 8260B
p-Isopropyltoluene	ND		20	5	100	µg/L	7/29/2003	WMS510176A	EPA 8260B
sec-Butylbenzene	ND		20	5	100	µg/L	7/29/2003	WMS510176A	EPA 8260B
Styrene	ND		20	5	100	µg/L	7/29/2003	WMS510176A	EPA 8260B
tert-Amyl Methyl Ether	ND		20	5	100	µg/L	7/29/2003	WMS510176A	EPA 8260B
tert-Butanol (TBA)	ND		20	10	200	µg/L	7/29/2003	WMS510176A	EPA 8260B
tert-Butyl Ethyl Ether	ND		20	5	100	µg/L	7/29/2003	WMS510176A	EPA 8260B
tert-Butylbenzene	ND		20	5	100	µg/L	7/29/2003	WMS510176A	EPA 8260B


DF = Dilution Factor

ND = Not Detected

DLR = Detection Limit Reported

PQL = Practical Quantitation Limit

Analysis performed by Entech Analytical Labs, Inc. (CA ELAP #2346)


Patti Sandrock, QA/QC Manager

Environmental Analysis Since 1983

Entech Analytical Labs, Inc.

3334 Victor Court • Santa Clara, CA 95054 • (408) 588-0200 • Fax (408) 588-0201

Enviro Soil Tech Consultants

131 Tully Road

San Jose, CA 95111

Attn: Frank Hamedi

Date: 08/05/03

Date Received: 7/25/2003

Project Name: 15595 Washington Ave

Project Number: 12-99-702-SI

P.O. Number: 12-99-702-SI

Sampled By: Client

Certified Analytical Report

Order ID: 35199

Lab Sample ID: 35199-001

Client Sample ID: MW-1

Sample Time: 12:19 PM

Sample Date: 7/24/2003

Matrix: Liquid

Parameter	Result	Flag	DF	PQL	DLR	Units	Analysis Date	QC Batch ID	Method
Tetrachloroethene	ND		20	5	100	µg/L	7/29/2003	WMS510176A	EPA 8260B
Tetrahydrofuran	ND		20	5	100	µg/L	7/29/2003	WMS510176A	EPA 8260B
Toluene	ND		20	5	100	µg/L	7/29/2003	WMS510176A	EPA 8260B
trans-1,2-Dichloroethene	ND		20	5	100	µg/L	7/29/2003	WMS510176A	EPA 8260B
trans-1,3-Dichloropropene	ND		20	5	100	µg/L	7/29/2003	WMS510176A	EPA 8260B
Trichloroethene	ND		20	5	100	µg/L	7/29/2003	WMS510176A	EPA 8260B
Trichlorofluoromethane	ND		20	5	100	µg/L	7/29/2003	WMS510176A	EPA 8260B
Vinyl Chloride	ND		20	5	100	µg/L	7/29/2003	WMS510176A	EPA 8260B
Xylenes, Total	ND		20	5	100	µg/L	7/29/2003	WMS510176A	EPA 8260B

Surrogate

Surrogate Recovery

Control Limits (%)

4-Bromofluorobenzene

76.9

65 - 135

Dibromofluoromethane

88.4

57 - 156

Toluene-d8

79.6

77 - 150


DF = Dilution Factor

ND = Not Detected

DLR = Detection Limit Reported

PQL = Practical Quantitation Limit

Analysis performed by Entech Analytical Labs, Inc. (CA ELAP #2346)


Patti Sandrock, QA/QC Manager

Environmental Analysis Since 1983

Entech Analytical Labs, Inc.

3334 Victor Court • Santa Clara, CA 95054 • (408) 588-0200 • Fax (408) 588-0201

Enviro Soil Tech Consultants

131 Tully Road

San Jose, CA 95111

Attn: Frank Hamedi

Date: 08/05/03

Date Received: 7/25/2003

Project Name: 15595 Washington Ave

Project Number: 12-99-702-SI

P.O. Number: 12-99-702-SI

Sampled By: Client

Certified Analytical Report

Order ID: 35199

Lab Sample ID: 35199-002

Client Sample ID: MW-2

Sample Time: 1:14 PM

Sample Date: 7/24/2003

Matrix: Liquid

Parameter	Result	Flag	DF	PQL	DLR	Units	Analysis Date	QC Batch ID	Method
1,1,1,2-Tetrachloroethane	ND		50	5	250	µg/L	7/29/2003	WMS510176A	EPA 8260B
1,1,1-Trichloroethane	ND		50	5	250	µg/L	7/29/2003	WMS510176A	EPA 8260B
1,1,2,2-Tetrachloroethane	ND		50	5	250	µg/L	7/29/2003	WMS510176A	EPA 8260B
1,1,2-Trichloroethane	ND		50	5	250	µg/L	7/29/2003	WMS510176A	EPA 8260B
1,1-Dichloroethane	ND		50	5	250	µg/L	7/29/2003	WMS510176A	EPA 8260B
1,1-Dichloroethene	ND		50	5	250	µg/L	7/29/2003	WMS510176A	EPA 8260B
1,1-Dichloropropene	ND		50	5	250	µg/L	7/29/2003	WMS510176A	EPA 8260B
1,2,3-Trichlorobenzene	ND		50	5	250	µg/L	7/29/2003	WMS510176A	EPA 8260B
1,2,3-Trichloropropane	ND		50	5	250	µg/L	7/29/2003	WMS510176A	EPA 8260B
1,2,4-Trichlorobenzene	ND		50	5	250	µg/L	7/29/2003	WMS510176A	EPA 8260B
1,2,4-Trimethylbenzene	ND		50	5	250	µg/L	7/29/2003	WMS510176A	EPA 8260B
1,2-Dibromo-3-Chloropropane	ND		50	5	250	µg/L	7/29/2003	WMS510176A	EPA 8260B
1,2-Dibromoethane (EDB)	ND		50	5	250	µg/L	7/29/2003	WMS510176A	EPA 8260B
1,2-Dichlorobenzene	ND		50	5	250	µg/L	7/29/2003	WMS510176A	EPA 8260B
1,2-Dichloroethane	ND		50	5	250	µg/L	7/29/2003	WMS510176A	EPA 8260B
1,2-Dichloropropane	ND		50	5	250	µg/L	7/29/2003	WMS510176A	EPA 8260B
1,3,5-Trimethylbenzene	ND		50	5	250	µg/L	7/29/2003	WMS510176A	EPA 8260B
1,3-Dichlorobenzene	ND		50	5	250	µg/L	7/29/2003	WMS510176A	EPA 8260B
1,3-Dichloropropane	ND		50	5	250	µg/L	7/29/2003	WMS510176A	EPA 8260B
1,4-Dichlorobenzene	ND		50	5	250	µg/L	7/29/2003	WMS510176A	EPA 8260B
1,4-Dioxane	ND		50	50	2500	µg/L	7/29/2003	WMS510176A	EPA 8260B
2,2-Dichloropropane	ND		50	5	250	µg/L	7/29/2003	WMS510176A	EPA 8260B
2-Butanone (MEK)	ND		50	20	1000	µg/L	7/29/2003	WMS510176A	EPA 8260B
2-Chloroethyl-vinyl Ether	ND		50	5	250	µg/L	7/29/2003	WMS510176A	EPA 8260B
2-Chlorotoluene	ND		50	5	250	µg/L	7/29/2003	WMS510176A	EPA 8260B
2-Hexanone	ND		50	20	1000	µg/L	7/29/2003	WMS510176A	EPA 8260B
4-Chlorotoluene	ND		50	5	250	µg/L	7/29/2003	WMS510176A	EPA 8260B
4-Methyl-2-Pentanone(MIBK)	ND		50	20	1000	µg/L	7/29/2003	WMS510176A	EPA 8260B
Acetone	ND		50	100	5000	µg/L	7/29/2003	WMS510176A	EPA 8260B
Benzene	ND		50	5	250	µg/L	7/29/2003	WMS510176A	EPA 8260B
Benzyl Chloride	ND		50	5	250	µg/L	7/29/2003	WMS510176A	EPA 8260B
Bromobenzene	ND		50	5	250	µg/L	7/29/2003	WMS510176A	EPA 8260B
Bromochloromethane	ND		50	5	250	µg/L	7/29/2003	WMS510176A	EPA 8260B


DF = Dilution Factor

ND = Not Detected

DLR = Detection Limit Reported

PQL = Practical Quantitation Limit

Analysis performed by Entech Analytical Labs, Inc. (CA ELAP #2346)


Patti Sandrock, QA/QC Manager

Environmental Analysis Since 1983

Entech Analytical Labs, Inc.

3334 Victor Court • Santa Clara, CA 95054 • (408) 588-0200 • Fax (408) 588-0201

Enviro Soil Tech Consultants

131 Tully Road

San Jose, CA 95111

Attn: Frank Hamedi

Date: 08/05/03

Date Received: 7/25/2003

Project Name: 15595 Washington Ave

Project Number: 12-99-702-SI

P.O. Number: 12-99-702-SI

Sampled By: Client

Certified Analytical Report

Order ID: 35199

Lab Sample ID: 35199-002

Client Sample ID: MW-2

Sample Time: 1:14 PM

Sample Date: 7/24/2003

Matrix: Liquid

Parameter	Result	Flag	DF	PQL	DLR	Units	Analysis Date	QC Batch ID	Method
Bromodichloromethane	ND		50	5	250	µg/L	7/29/2003	WMS510176A	EPA 8260B
Bromoform	ND		50	5	250	µg/L	7/29/2003	WMS510176A	EPA 8260B
Bromomethane	ND		50	5	250	µg/L	7/29/2003	WMS510176A	EPA 8260B
Carbon Disulfide	ND		50	15	750	µg/L	7/29/2003	WMS510176A	EPA 8260B
Carbon Tetrachloride	ND		50	5	250	µg/L	7/29/2003	WMS510176A	EPA 8260B
Chlorobenzene	ND		50	5	250	µg/L	7/29/2003	WMS510176A	EPA 8260B
Chloroethane	ND		50	5	250	µg/L	7/29/2003	WMS510176A	EPA 8260B
Chloroform	ND		50	5	250	µg/L	7/29/2003	WMS510176A	EPA 8260B
Chloromethane	ND		50	5	250	µg/L	7/29/2003	WMS510176A	EPA 8260B
cis-1,2-Dichloroethene	ND		50	5	250	µg/L	7/29/2003	WMS510176A	EPA 8260B
cis-1,3-Dichloropropene	ND		50	5	250	µg/L	7/29/2003	WMS510176A	EPA 8260B
Cyclohexanone	ND		50	20	1000	µg/L	7/29/2003	WMS510176A	EPA 8260B
Dibromochloromethane	ND		50	5	250	µg/L	7/29/2003	WMS510176A	EPA 8260B
Dibromomethane	ND		50	5	250	µg/L	7/29/2003	WMS510176A	EPA 8260B
Dichlorodifluoromethane	ND		50	5	250	µg/L	7/29/2003	WMS510176A	EPA 8260B
Diisopropyl Ether	ND		50	5	250	µg/L	7/29/2003	WMS510176A	EPA 8260B
Ethyl Benzene	ND		50	5	250	µg/L	7/29/2003	WMS510176A	EPA 8260B
Freon 113	ND		50	10	500	µg/L	7/29/2003	WMS510176A	EPA 8260B
Hexachlorobutadiene	ND		50	5	250	µg/L	7/29/2003	WMS510176A	EPA 8260B
Isopropanol	ND		50	40	2000	µg/L	7/29/2003	WMS510176A	EPA 8260B
Isopropylbenzene	ND		50	5	250	µg/L	7/29/2003	WMS510176A	EPA 8260B
Methyl-t-butyl Ether	1400		50	1	50	µg/L	7/29/2003	WMS510176A	EPA 8260B
Methylene Chloride	ND		50	5	250	µg/L	7/29/2003	WMS510176A	EPA 8260B
n-Butylbenzene	ND		50	5	250	µg/L	7/29/2003	WMS510176A	EPA 8260B
n-Propylbenzene	ND		50	5	250	µg/L	7/29/2003	WMS510176A	EPA 8260B
Naphthalene	ND		50	5	250	µg/L	7/29/2003	WMS510176A	EPA 8260B
p-Isopropyltoluene	ND		50	5	250	µg/L	7/29/2003	WMS510176A	EPA 8260B
sec-Butylbenzene	ND		50	5	250	µg/L	7/29/2003	WMS510176A	EPA 8260B
Styrene	ND		50	5	250	µg/L	7/29/2003	WMS510176A	EPA 8260B
tert-Amyl Methyl Ether	ND		50	5	250	µg/L	7/29/2003	WMS510176A	EPA 8260B
tert-Butanol (TBA)	ND		50	10	500	µg/L	7/29/2003	WMS510176A	EPA 8260B
tert-Butyl Ethyl Ether	ND		50	5	250	µg/L	7/29/2003	WMS510176A	EPA 8260B
tert-Butylbenzene	ND		50	5	250	µg/L	7/29/2003	WMS510176A	EPA 8260B


DF = Dilution Factor

ND = Not Detected

DLR = Detection Limit Reported

PQL = Practical Quantitation Limit

Analysis performed by Entech Analytical Labs, Inc. (CA ELAP #2346)


Patti Sandrock, QA/QC Manager

Environmental Analysis Since 1983

Entech Analytical Labs, Inc.

3334 Victor Court • Santa Clara, CA 95054 • (408) 588-0200 • Fax (408) 588-0201

Enviro Soil Tech Consultants
131 Tully Road
San Jose, CA 95111
Attn: Frank Hamedi

Date: 08/05/03
Date Received: 7/25/2003
Project Name: 15595 Washington Ave
Project Number: 12-99-702-SI
P.O. Number: 12-99-702-SI
Sampled By: Client

Certified Analytical Report

Order ID: 35199

Lab Sample ID: 35199-002

Client Sample ID: MW-2

Sample Time: 1:14 PM

Sample Date: 7/24/2003

Matrix: Liquid

Parameter	Result	Flag	DF	PQL	DLR	Units	Analysis Date	QC Batch ID	Method
Tetrachloroethene	ND		50	5	250	µg/L	7/29/2003	WMS510176A	EPA 8260B
Tetrahydrofuran	ND		50	5	250	µg/L	7/29/2003	WMS510176A	EPA 8260B
Toluene	ND		50	5	250	µg/L	7/29/2003	WMS510176A	EPA 8260B
trans-1,2-Dichloroethene	ND		50	5	250	µg/L	7/29/2003	WMS510176A	EPA 8260B
trans-1,3-Dichloropropene	ND		50	5	250	µg/L	7/29/2003	WMS510176A	EPA 8260B
Trichloroethene	ND		50	5	250	µg/L	7/29/2003	WMS510176A	EPA 8260B
Trichlorofluoromethane	ND		50	5	250	µg/L	7/29/2003	WMS510176A	EPA 8260B
Vinyl Chloride	ND		50	5	250	µg/L	7/29/2003	WMS510176A	EPA 8260B
Xylenes, Total	ND		50	5	250	µg/L	7/29/2003	WMS510176A	EPA 8260B

Surrogate

Surrogate Recovery

Control Limits (%)

4-Bromofluorobenzene	76.7	65 - 135
Dibromofluoromethane	87.4	57 - 156
Toluene-d8	80.3	77 - 150


DF = Dilution Factor

ND = Not Detected

DLR = Detection Limit Reported

PQL = Practical Quantitation Limit

Analysis performed by Entech Analytical Labs, Inc. (CA ELAP #2346)


Patti Sandrock, QA/QC Manager

Environmental Analysis Since 1983

Entech Analytical Labs, Inc.

3334 Victor Court • Santa Clara, CA 95054 • (408) 588-0200 • Fax (408) 588-0201

Enviro Soil Tech Consultants
131 Tully Road
San Jose, CA 95111
Attn: Frank Hamedi

Date: 08/05/03
Date Received: 7/25/2003
Project Name: 15595 Washington Ave
Project Number: 12-99-702-SI
P.O. Number: 12-99-702-SI
Sampled By: Client

Certified Analytical Report

Order ID: 35199

Lab Sample ID: 35199-003

Client Sample ID: MW-3

Sample Time: 2:20 PM

Sample Date: 7/24/2003

Matrix: Liquid

Parameter	Result	Flag	DF	PQL	DLR	Units	Analysis Date	QC Batch ID	Method
1,1,1,2-Tetrachloroethane	ND		500	5	2500	µg/L	7/29/2003	WMS510176A	EPA 8260B
1,1,1-Trichloroethane	ND		500	5	2500	µg/L	7/29/2003	WMS510176A	EPA 8260B
1,1,2,2-Tetrachloroethane	ND		500	5	2500	µg/L	7/29/2003	WMS510176A	EPA 8260B
1,1,2-Trichloroethane	ND		500	5	2500	µg/L	7/29/2003	WMS510176A	EPA 8260B
1,1-Dichloroethane	ND		500	5	2500	µg/L	7/29/2003	WMS510176A	EPA 8260B
1,1-Dichloroethene	ND		500	5	2500	µg/L	7/29/2003	WMS510176A	EPA 8260B
1,1-Dichloropropene	ND		500	5	2500	µg/L	7/29/2003	WMS510176A	EPA 8260B
1,2,3-Trichlorobenzene	ND		500	5	2500	µg/L	7/29/2003	WMS510176A	EPA 8260B
1,2,3-Trichloropropane	ND		500	5	2500	µg/L	7/29/2003	WMS510176A	EPA 8260B
1,2,4-Trichlorobenzene	ND		500	5	2500	µg/L	7/29/2003	WMS510176A	EPA 8260B
1,2,4-Trimethylbenzene	ND		500	5	2500	µg/L	7/29/2003	WMS510176A	EPA 8260B
1,2-Dibromo-3-Chloropropane	ND		500	5	2500	µg/L	7/29/2003	WMS510176A	EPA 8260B
1,2-Dibromoethane (EDB)	ND		500	5	2500	µg/L	7/29/2003	WMS510176A	EPA 8260B
1,2-Dichlorobenzene	ND		500	5	2500	µg/L	7/29/2003	WMS510176A	EPA 8260B
1,2-Dichloroethane	ND		500	5	2500	µg/L	7/29/2003	WMS510176A	EPA 8260B
1,2-Dichloropropane	ND		500	5	2500	µg/L	7/29/2003	WMS510176A	EPA 8260B
1,3,5-Trimethylbenzene	ND		500	5	2500	µg/L	7/29/2003	WMS510176A	EPA 8260B
1,3-Dichlorobenzene	ND		500	5	2500	µg/L	7/29/2003	WMS510176A	EPA 8260B
1,3-Dichloropropane	ND		500	5	2500	µg/L	7/29/2003	WMS510176A	EPA 8260B
1,4-Dichlorobenzene	ND		500	5	2500	µg/L	7/29/2003	WMS510176A	EPA 8260B
1,4-Dioxane	ND		500	50	25000	µg/L	7/29/2003	WMS510176A	EPA 8260B
2,2-Dichloropropane	ND		500	5	2500	µg/L	7/29/2003	WMS510176A	EPA 8260B
2-Butanone (MEK)	ND		500	20	10000	µg/L	7/29/2003	WMS510176A	EPA 8260B
2-Chloroethyl-vinyl Ether	ND		500	5	2500	µg/L	7/29/2003	WMS510176A	EPA 8260B
2-Chlorotoluene	ND		500	5	2500	µg/L	7/29/2003	WMS510176A	EPA 8260B
2-Hexanone	ND		500	20	10000	µg/L	7/29/2003	WMS510176A	EPA 8260B
4-Chlorotoluene	ND		500	5	2500	µg/L	7/29/2003	WMS510176A	EPA 8260B
4-Methyl-2-Pentanone(MIBK)	ND		500	20	10000	µg/L	7/29/2003	WMS510176A	EPA 8260B
Acetone	ND		500	100	50000	µg/L	7/29/2003	WMS510176A	EPA 8260B
Benzene	ND		500	5	2500	µg/L	7/29/2003	WMS510176A	EPA 8260B
Benzyl Chloride	ND		500	5	2500	µg/L	7/29/2003	WMS510176A	EPA 8260B
Bromobenzene	ND		500	5	2500	µg/L	7/29/2003	WMS510176A	EPA 8260B
Bromochloromethane	ND		500	5	2500	µg/L	7/29/2003	WMS510176A	EPA 8260B

DF = Dilution Factor

ND = Not Detected

DLR = Detection Limit Reported

PQL = Practical Quantitation Limit

Analysis performed by Entech Analytical Labs, Inc. (CA ELAP #2346)


Patti Sandrock, QA/QC Manager

Environmental Analysis Since 1983

Entech Analytical Labs, Inc.

3334 Victor Court • Santa Clara, CA 95054 • (408) 588-0200 • Fax (408) 588-0201

Enviro Soil Tech Consultants
131 Tully Road
San Jose, CA 95111
Attn: Frank Hamedi

Date: 08/05/03
Date Received: 7/25/2003
Project Name: 15595 Washington Ave
Project Number: 12-99-702-SI
P.O. Number: 12-99-702-SI
Sampled By: Client

Certified Analytical Report

Order ID: 35199

Lab Sample ID: 35199-003

Client Sample ID: MW-3

Sample Time: 2:20 PM

Sample Date: 7/24/2003

Matrix: Liquid

Parameter	Result	Flag	DF	PQL	DLR	Units	Analysis Date	QC Batch ID	Method
Bromodichloromethane	ND		500	5	2500	µg/L	7/29/2003	WMS510176A	EPA 8260B
Bromoform	ND		500	5	2500	µg/L	7/29/2003	WMS510176A	EPA 8260B
Bromomethane	ND		500	5	2500	µg/L	7/29/2003	WMS510176A	EPA 8260B
Carbon Disulfide	ND		500	15	7500	µg/L	7/29/2003	WMS510176A	EPA 8260B
Carbon Tetrachloride	ND		500	5	2500	µg/L	7/29/2003	WMS510176A	EPA 8260B
Chlorobenzene	ND		500	5	2500	µg/L	7/29/2003	WMS510176A	EPA 8260B
Chloroethane	ND		500	5	2500	µg/L	7/29/2003	WMS510176A	EPA 8260B
Chloroform	ND		500	5	2500	µg/L	7/29/2003	WMS510176A	EPA 8260B
Chloromethane	ND		500	5	2500	µg/L	7/29/2003	WMS510176A	EPA 8260B
cis-1,2-Dichloroethene	ND		500	5	2500	µg/L	7/29/2003	WMS510176A	EPA 8260B
cis-1,3-Dichloropropene	ND		500	5	2500	µg/L	7/29/2003	WMS510176A	EPA 8260B
Cyclohexanone	ND		500	20	10000	µg/L	7/29/2003	WMS510176A	EPA 8260B
Dibromochloromethane	ND		500	5	2500	µg/L	7/29/2003	WMS510176A	EPA 8260B
Dibromomethane	ND		500	5	2500	µg/L	7/29/2003	WMS510176A	EPA 8260B
Dichlorodifluoromethane	ND		500	5	2500	µg/L	7/29/2003	WMS510176A	EPA 8260B
Diisopropyl Ether	ND		500	5	2500	µg/L	7/29/2003	WMS510176A	EPA 8260B
Ethyl Benzene	ND		500	5	2500	µg/L	7/29/2003	WMS510176A	EPA 8260B
Freon 113	ND		500	10	5000	µg/L	7/29/2003	WMS510176A	EPA 8260B
Hexachlorobutadiene	ND		500	5	2500	µg/L	7/29/2003	WMS510176A	EPA 8260B
Isopropanol	ND		500	40	20000	µg/L	7/29/2003	WMS510176A	EPA 8260B
Isopropylbenzene	ND		500	5	2500	µg/L	7/29/2003	WMS510176A	EPA 8260B
Methyl-t-butyl Ether	31000		500	1	500	µg/L	7/29/2003	WMS510176A	EPA 8260B
Methylene Chloride	ND		500	5	2500	µg/L	7/29/2003	WMS510176A	EPA 8260B
n-Butylbenzene	ND		500	5	2500	µg/L	7/29/2003	WMS510176A	EPA 8260B
n-Propylbenzene	ND		500	5	2500	µg/L	7/29/2003	WMS510176A	EPA 8260B
Naphthalene	ND		500	5	2500	µg/L	7/29/2003	WMS510176A	EPA 8260B
p-Isopropyltoluene	ND		500	5	2500	µg/L	7/29/2003	WMS510176A	EPA 8260B
sec-Butylbenzene	ND		500	5	2500	µg/L	7/29/2003	WMS510176A	EPA 8260B
Styrene	ND		500	5	2500	µg/L	7/29/2003	WMS510176A	EPA 8260B
tert-Amyl Methyl Ether	ND		500	5	2500	µg/L	7/29/2003	WMS510176A	EPA 8260B
tert-Butanol (TBA)	ND		500	10	5000	µg/L	7/29/2003	WMS510176A	EPA 8260B
tert-Butyl Ethyl Ether	ND		500	5	2500	µg/L	7/29/2003	WMS510176A	EPA 8260B
tert-Butylbenzene	ND		500	5	2500	µg/L	7/29/2003	WMS510176A	EPA 8260B


DF = Dilution Factor

ND = Not Detected

DLR = Detection Limit Reported

PQL = Practical Quantitation Limit

Analysis performed by Entech Analytical Labs, Inc. (CA ELAP #2346)


Patti Sandrock, QA/QC Manager

Environmental Analysis Since 1983

Entech Analytical Labs, Inc.

3334 Victor Court • Santa Clara, CA 95054 • (408) 588-0200 • Fax (408) 588-0201

Enviro Soil Tech Consultants
131 Tully Road
San Jose, CA 95111
Attn: Frank Hamedi

Date: 08/05/03
Date Received: 7/25/2003
Project Name: 15595 Washington Ave
Project Number: 12-99-702-SI
P.O. Number: 12-99-702-SI
Sampled By: Client

Certified Analytical Report

Order ID: 35199

Lab Sample ID: 35199-003

Client Sample ID: MW-3

Sample Time: 2:20 PM

Sample Date: 7/24/2003

Matrix: Liquid

Parameter	Result	Flag	DF	PQL	DLR	Units	Analysis Date	QC Batch ID	Method
Tetrachloroethene	ND		500	5	2500	µg/L	7/29/2003	WMS510176A	EPA 8260B
Tetrahydrofuran	ND		500	5	2500	µg/L	7/29/2003	WMS510176A	EPA 8260B
Toluene	ND		500	5	2500	µg/L	7/29/2003	WMS510176A	EPA 8260B
trans-1,2-Dichloroethene	ND		500	5	2500	µg/L	7/29/2003	WMS510176A	EPA 8260B
trans-1,3-Dichloropropene	ND		500	5	2500	µg/L	7/29/2003	WMS510176A	EPA 8260B
Trichloroethene	ND		500	5	2500	µg/L	7/29/2003	WMS510176A	EPA 8260B
Trichlorofluoromethane	ND		500	5	2500	µg/L	7/29/2003	WMS510176A	EPA 8260B
Vinyl Chloride	ND		500	5	2500	µg/L	7/29/2003	WMS510176A	EPA 8260B
Xylenes, Total	ND		500	5	2500	µg/L	7/29/2003	WMS510176A	EPA 8260B

Surrogate

Surrogate Recovery

Control Limits (%)

4-Bromofluorobenzene

76.5

65 - 135

Dibromofluoromethane

88.6

57 - 156

Toluene-d8

80.4

77 - 150


DF = Dilution Factor

ND = Not Detected

DLR = Detection Limit Reported

PQL = Practical Quantitation Limit

Analysis performed by Entech Analytical Labs, Inc. (CA ELAP #2346)


Patti Sandrock, QA/QC Manager

Environmental Analysis Since 1983

Entech Analytical Labs, Inc.

3334 Victor Court • Santa Clara, CA 95054 • (408) 588-0200 • Fax (408) 588-0201

Enviro Soil Tech Consultants
131 Tully Road
San Jose, CA 95111
Attn: Frank Hamedi

Date: 08/05/03
Date Received: 7/25/2003
Project Name: 15595 Washington Ave
Project Number: 12-99-702-SI
P.O. Number: 12-99-702-SI
Sampled By: Client

Certified Analytical Report

Order ID: 35199

Lab Sample ID: 35199-004

Client Sample ID: MW-4

Sample Time: 11:15 AM

Sample Date: 7/24/2003

Matrix: Liquid

Parameter	Result	Flag	DF	PQL	DLR	Units	Analysis Date	QC Batch ID	Method
1,1,1,2-Tetrachloroethane	ND		1	5	5	µg/L	7/29/2003	WMS510176A	EPA 8260B
1,1,1-Trichloroethane	ND		1	5	5	µg/L	7/29/2003	WMS510176A	EPA 8260B
1,1,2,2-Tetrachloroethane	ND		1	5	5	µg/L	7/29/2003	WMS510176A	EPA 8260B
1,1,2-Trichloroethane	ND		1	5	5	µg/L	7/29/2003	WMS510176A	EPA 8260B
1,1-Dichloroethane	ND		1	5	5	µg/L	7/29/2003	WMS510176A	EPA 8260B
1,1-Dichloroethene	ND		1	5	5	µg/L	7/29/2003	WMS510176A	EPA 8260B
1,1-Dichloropropene	ND		1	5	5	µg/L	7/29/2003	WMS510176A	EPA 8260B
1,2,3-Trichlorobenzene	ND		1	5	5	µg/L	7/29/2003	WMS510176A	EPA 8260B
1,2,3-Trichloropropane	ND		1	5	5	µg/L	7/29/2003	WMS510176A	EPA 8260B
1,2,4-Trichlorobenzene	ND		1	5	5	µg/L	7/29/2003	WMS510176A	EPA 8260B
1,2,4-Trimethylbenzene	ND		1	5	5	µg/L	7/29/2003	WMS510176A	EPA 8260B
1,2-Dibromo-3-Chloropropane	ND		1	5	5	µg/L	7/29/2003	WMS510176A	EPA 8260B
1,2-Dibromoethane (EDB)	ND		1	5	5	µg/L	7/29/2003	WMS510176A	EPA 8260B
1,2-Dichlorobenzene	ND		1	5	5	µg/L	7/29/2003	WMS510176A	EPA 8260B
1,2-Dichloroethane	ND		1	5	5	µg/L	7/29/2003	WMS510176A	EPA 8260B
1,2-Dichloropropane	ND		1	5	5	µg/L	7/29/2003	WMS510176A	EPA 8260B
1,3,5-Trimethylbenzene	ND		1	5	5	µg/L	7/29/2003	WMS510176A	EPA 8260B
1,3-Dichlorobenzene	ND		1	5	5	µg/L	7/29/2003	WMS510176A	EPA 8260B
1,3-Dichloropropane	ND		1	5	5	µg/L	7/29/2003	WMS510176A	EPA 8260B
1,4-Dichlorobenzene	ND		1	5	5	µg/L	7/29/2003	WMS510176A	EPA 8260B
1,4-Dioxane	ND		1	50	50	µg/L	7/29/2003	WMS510176A	EPA 8260B
2,2-Dichloropropane	ND		1	5	5	µg/L	7/29/2003	WMS510176A	EPA 8260B
2-Butanone (MEK)	ND		1	20	20	µg/L	7/29/2003	WMS510176A	EPA 8260B
2-Chloroethyl-vinyl Ether	ND		1	5	5	µg/L	7/29/2003	WMS510176A	EPA 8260B
2-Chlorotoluene	ND		1	5	5	µg/L	7/29/2003	WMS510176A	EPA 8260B
2-Hexanone	ND		1	20	20	µg/L	7/29/2003	WMS510176A	EPA 8260B
4-Chlorotoluene	ND		1	5	5	µg/L	7/29/2003	WMS510176A	EPA 8260B
4-Methyl-2-Pentanone(MIBK)	ND		1	20	20	µg/L	7/29/2003	WMS510176A	EPA 8260B
Acetone	ND		1	100	100	µg/L	7/29/2003	WMS510176A	EPA 8260B
Benzene	ND		1	5	5	µg/L	7/29/2003	WMS510176A	EPA 8260B
Benzyl Chloride	ND		1	5	5	µg/L	7/29/2003	WMS510176A	EPA 8260B
Bromobenzene	ND		1	5	5	µg/L	7/29/2003	WMS510176A	EPA 8260B
Bromochloromethane	ND		1	5	5	µg/L	7/29/2003	WMS510176A	EPA 8260B


DF = Dilution Factor

ND = Not Detected

DLR = Detection Limit Reported

PQL = Practical Quantitation Limit

Analysis performed by Entech Analytical Labs, Inc. (CA ELAP #2346)


Patti Sandrock, QA/QC Manager

Environmental Analysis Since 1983

Entech Analytical Labs, Inc.

3334 Victor Court • Santa Clara, CA 95054 • (408) 588-0200 • Fax (408) 588-0201

Enviro Soil Tech Consultants
131 Tully Road
San Jose, CA 95111
Attn: Frank Hamedi

Date: 08/05/03
Date Received: 7/25/2003
Project Name: 15595 Washington Ave
Project Number: 12-99-702-SI
P.O. Number: 12-99-702-SI
Sampled By: Client

Certified Analytical Report

Order ID: 35199

Lab Sample ID: 35199-004

Client Sample ID: MW-4

Sample Time: 11:15 AM

Sample Date: 7/24/2003

Matrix: Liquid

Parameter	Result	Flag	DF	PQL	DLR	Units	Analysis Date	QC Batch ID	Method
Bromodichloromethane	ND		1	5	5	µg/L	7/29/2003	WMS510176A	EPA 8260B
Bromoform	ND		1	5	5	µg/L	7/29/2003	WMS510176A	EPA 8260B
Bromomethane	ND		1	5	5	µg/L	7/29/2003	WMS510176A	EPA 8260B
Carbon Disulfide	ND		1	15	15	µg/L	7/29/2003	WMS510176A	EPA 8260B
Carbon Tetrachloride	ND		1	5	5	µg/L	7/29/2003	WMS510176A	EPA 8260B
Chlorobenzene	ND		1	5	5	µg/L	7/29/2003	WMS510176A	EPA 8260B
Chloroethane	ND		1	5	5	µg/L	7/29/2003	WMS510176A	EPA 8260B
Chloroform	ND		1	5	5	µg/L	7/29/2003	WMS510176A	EPA 8260B
Chloromethane	ND		1	5	5	µg/L	7/29/2003	WMS510176A	EPA 8260B
cis-1,2-Dichloroethene	ND		1	5	5	µg/L	7/29/2003	WMS510176A	EPA 8260B
cis-1,3-Dichloropropene	ND		1	5	5	µg/L	7/29/2003	WMS510176A	EPA 8260B
Cyclohexanone	ND		1	20	20	µg/L	7/29/2003	WMS510176A	EPA 8260B
Dibromochloromethane	ND		1	5	5	µg/L	7/29/2003	WMS510176A	EPA 8260B
Dibromomethane	ND		1	5	5	µg/L	7/29/2003	WMS510176A	EPA 8260B
Dichlorodifluoromethane	ND		1	5	5	µg/L	7/29/2003	WMS510176A	EPA 8260B
Diisopropyl Ether	ND		1	5	5	µg/L	7/29/2003	WMS510176A	EPA 8260B
Ethyl Benzene	ND		1	5	5	µg/L	7/29/2003	WMS510176A	EPA 8260B
Freon 113	ND		1	10	10	µg/L	7/29/2003	WMS510176A	EPA 8260B
Hexachlorobutadiene	ND		1	5	5	µg/L	7/29/2003	WMS510176A	EPA 8260B
Isopropanol	ND		1	40	40	µg/L	7/29/2003	WMS510176A	EPA 8260B
Isopropylbenzene	ND		1	5	5	µg/L	7/29/2003	WMS510176A	EPA 8260B
Methyl-t-butyl Ether	71		1	1	1	µg/L	7/29/2003	WMS510176A	EPA 8260B
Methylene Chloride	ND		1	5	5	µg/L	7/29/2003	WMS510176A	EPA 8260B
n-Butylbenzene	ND		1	5	5	µg/L	7/29/2003	WMS510176A	EPA 8260B
n-Propylbenzene	ND		1	5	5	µg/L	7/29/2003	WMS510176A	EPA 8260B
Naphthalene	ND		1	5	5	µg/L	7/29/2003	WMS510176A	EPA 8260B
p-Isopropyltoluene	ND		1	5	5	µg/L	7/29/2003	WMS510176A	EPA 8260B
sec-Butylbenzene	ND		1	5	5	µg/L	7/29/2003	WMS510176A	EPA 8260B
Styrene	ND		1	5	5	µg/L	7/29/2003	WMS510176A	EPA 8260B
tert-Amyl Methyl Ether	ND		1	5	5	µg/L	7/29/2003	WMS510176A	EPA 8260B
tert-Butanol (TBA)	11		1	10	10	µg/L	7/29/2003	WMS510176A	EPA 8260B
tert-Butyl Ethyl Ether	ND		1	5	5	µg/L	7/29/2003	WMS510176A	EPA 8260B
tert-Butylbenzene	ND		1	5	5	µg/L	7/29/2003	WMS510176A	EPA 8260B

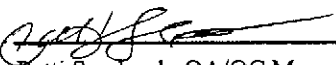
DF = Dilution Factor

ND = Not Detected

DLR = Detection Limit Reported

PQL = Practical Quantitation Limit

Analysis performed by Entech Analytical Labs, Inc. (CA ELAP #2346)


Patti Sandrock, QA/QC Manager

Environmental Analysis Since 1983

Entech Analytical Labs, Inc.

3334 Victor Court • Santa Clara, CA 95054 • (408) 588-0200 • Fax (408) 588-0201

Enviro Soil Tech Consultants

131 Tully Road

San Jose, CA 95111

Attn: Frank Hamedi

Date: 08/05/03

Date Received: 7/25/2003

Project Name: 15595 Washington Ave

Project Number: 12-99-702-SI

P.O. Number: 12-99-702-SI

Sampled By: Client

Certified Analytical Report

Order ID: 35199

Lab Sample ID: 35199-004

Client Sample ID: MW-4

Sample Time: 11:15 AM

Sample Date: 7/24/2003

Matrix: Liquid

Parameter	Result	Flag	DF	PQL	DLR	Units	Analysis Date	QC Batch ID	Method
Tetrachloroethene	ND		1	5	5	µg/L	7/29/2003	WMS510176A	EPA 8260B
Tetrahydrofuran	ND		1	5	5	µg/L	7/29/2003	WMS510176A	EPA 8260B
Toluene	ND		1	5	5	µg/L	7/29/2003	WMS510176A	EPA 8260B
trans-1,2-Dichloroethene	ND		1	5	5	µg/L	7/29/2003	WMS510176A	EPA 8260B
trans-1,3-Dichloropropene	ND		1	5	5	µg/L	7/29/2003	WMS510176A	EPA 8260B
Trichloroethene	ND		1	5	5	µg/L	7/29/2003	WMS510176A	EPA 8260B
Trichlorofluoromethane	ND		1	5	5	µg/L	7/29/2003	WMS510176A	EPA 8260B
Vinyl Chloride	ND		1	5	5	µg/L	7/29/2003	WMS510176A	EPA 8260B
Xylenes, Total	ND		1	5	5	µg/L	7/29/2003	WMS510176A	EPA 8260B

Surrogate

Surrogate Recovery

Control Limits (%)

4-Bromofluorobenzene

78.6

65 - 135

Dibromofluoromethane

83.9

57 - 156

Toluene-d8

79.1

77 - 150


DF = Dilution Factor

ND = Not Detected

DLR = Detection Limit Reported

PQL = Practical Quantitation Limit

Analysis performed by Entech Analytical Labs, Inc. (CA ELAP #2346)


Patti Sandrock, QA/QC Manager

Environmental Analysis Since 1983

Entech Analytical Labs, Inc.

3334 Victor Court • Santa Clara, CA 95054 • (408) 588-0200 • Fax (408) 588-0201

Enviro Soil Tech Consultants
131 Tully Road
San Jose, CA 95111
Attn: Frank Hamedi

Date: 08/05/03
Date Received: 7/25/2003
Project Name: 15595 Washington Ave
Project Number: 12-99-702-SI
P.O. Number: 12-99-702-SI
Sampled By: Client

Certified Analytical Report

Order ID: 35199

Lab Sample ID: 35199-005

Client Sample ID: MW-5

Sample Time: 10:01 AM

Sample Date: 7/24/2003

Matrix: Liquid

Parameter	Result	Flag	DF	PQL	DLR	Units	Analysis Date	QC Batch ID	Method
1,1,1,2-Tetrachloroethane	ND		50	5	250	µg/L	7/29/2003	WMS510176A	EPA 8260B
1,1,1-Trichloroethane	ND		50	5	250	µg/L	7/29/2003	WMS510176A	EPA 8260B
1,1,2,2-Tetrachloroethane	ND		50	5	250	µg/L	7/29/2003	WMS510176A	EPA 8260B
1,1,2-Trichloroethane	ND		50	5	250	µg/L	7/29/2003	WMS510176A	EPA 8260B
1,1-Dichloroethane	ND		50	5	250	µg/L	7/29/2003	WMS510176A	EPA 8260B
1,1-Dichloroethene	ND		50	5	250	µg/L	7/29/2003	WMS510176A	EPA 8260B
1,1-Dichloropropene	ND		50	5	250	µg/L	7/29/2003	WMS510176A	EPA 8260B
1,2,3-Trichlorobenzene	ND		50	5	250	µg/L	7/29/2003	WMS510176A	EPA 8260B
1,2,3-Trichloropropane	ND		50	5	250	µg/L	7/29/2003	WMS510176A	EPA 8260B
1,2,4-Trichlorobenzene	ND		50	5	250	µg/L	7/29/2003	WMS510176A	EPA 8260B
1,2,4-Trimethylbenzene	ND		50	5	250	µg/L	7/29/2003	WMS510176A	EPA 8260B
1,2-Dibromo-3-Chloropropane	ND		50	5	250	µg/L	7/29/2003	WMS510176A	EPA 8260B
1,2-Dibromoethane (EDB)	ND		50	5	250	µg/L	7/29/2003	WMS510176A	EPA 8260B
1,2-Dichlorobenzene	ND		50	5	250	µg/L	7/29/2003	WMS510176A	EPA 8260B
1,2-Dichloroethane	ND		50	5	250	µg/L	7/29/2003	WMS510176A	EPA 8260B
1,2-Dichloropropane	ND		50	5	250	µg/L	7/29/2003	WMS510176A	EPA 8260B
1,3,5-Trimethylbenzene	ND		50	5	250	µg/L	7/29/2003	WMS510176A	EPA 8260B
1,3-Dichlorobenzene	ND		50	5	250	µg/L	7/29/2003	WMS510176A	EPA 8260B
1,3-Dichloropropane	ND		50	5	250	µg/L	7/29/2003	WMS510176A	EPA 8260B
1,4-Dichlorobenzene	ND		50	5	250	µg/L	7/29/2003	WMS510176A	EPA 8260B
1,4-Dioxane	ND		50	50	2500	µg/L	7/29/2003	WMS510176A	EPA 8260B
2,2-Dichloropropane	ND		50	5	250	µg/L	7/29/2003	WMS510176A	EPA 8260B
2-Butanone (MEK)	ND		50	20	1000	µg/L	7/29/2003	WMS510176A	EPA 8260B
2-Chloroethyl-vinyl Ether	ND		50	5	250	µg/L	7/29/2003	WMS510176A	EPA 8260B
2-Chlorotoluene	ND		50	5	250	µg/L	7/29/2003	WMS510176A	EPA 8260B
2-Hexanone	ND		50	20	1000	µg/L	7/29/2003	WMS510176A	EPA 8260B
4-Chlorotoluene	ND		50	5	250	µg/L	7/29/2003	WMS510176A	EPA 8260B
4-Methyl-2-Pentanone(MIBK)	ND		50	20	1000	µg/L	7/29/2003	WMS510176A	EPA 8260B
Acetone	ND		50	100	5000	µg/L	7/29/2003	WMS510176A	EPA 8260B
Benzene	ND		50	5	250	µg/L	7/29/2003	WMS510176A	EPA 8260B
Benzyl Chloride	ND		50	5	250	µg/L	7/29/2003	WMS510176A	EPA 8260B
Bromobenzene	ND		50	5	250	µg/L	7/29/2003	WMS510176A	EPA 8260B
Bromochloromethane	ND		50	5	250	µg/L	7/29/2003	WMS510176A	EPA 8260B


DF = Dilution Factor

ND = Not Detected

DLR = Detection Limit Reported

PQL = Practical Quantitation Limit

Analysis performed by Entech Analytical Labs, Inc. (CA ELAP #2346)


Patti Sandrock, QA/QC Manager

Environmental Analysis Since 1983

Entech Analytical Labs, Inc.

3334 Victor Court • Santa Clara, CA 95054 • (408) 588-0200 • Fax (408) 588-0201

Enviro Soil Tech Consultants
131 Tully Road
San Jose, CA 95111
Attn: Frank Hamedi

Date: 08/05/03
Date Received: 7/25/2003
Project Name: 15595 Washington Ave
Project Number: 12-99-702-SI
P.O. Number: 12-99-702-SI
Sampled By: Client

Certified Analytical Report

Order ID: 35199

Lab Sample ID: 35199-005

Client Sample ID: MW-5

Sample Time: 10:01 AM

Sample Date: 7/24/2003

Matrix: Liquid

Parameter	Result	Flag	DF	PQL	DLR	Units	Analysis Date	QC Batch ID	Method
Bromodichloromethane	ND		50	5	250	µg/L	7/29/2003	WMS510176A	EPA 8260B
Bromoform	ND		50	5	250	µg/L	7/29/2003	WMS510176A	EPA 8260B
Bromomethane	ND		50	5	250	µg/L	7/29/2003	WMS510176A	EPA 8260B
Carbon Disulfide	ND		50	15	750	µg/L	7/29/2003	WMS510176A	EPA 8260B
Carbon Tetrachloride	ND		50	5	250	µg/L	7/29/2003	WMS510176A	EPA 8260B
Chlorobenzene	ND		50	5	250	µg/L	7/29/2003	WMS510176A	EPA 8260B
Chloroethane	ND		50	5	250	µg/L	7/29/2003	WMS510176A	EPA 8260B
Chloroform	ND		50	5	250	µg/L	7/29/2003	WMS510176A	EPA 8260B
Chloromethane	ND		50	5	250	µg/L	7/29/2003	WMS510176A	EPA 8260B
cis-1,2-Dichloroethene	ND		50	5	250	µg/L	7/29/2003	WMS510176A	EPA 8260B
cis-1,3-Dichloropropene	ND		50	5	250	µg/L	7/29/2003	WMS510176A	EPA 8260B
Cyclohexanone	ND		50	20	1000	µg/L	7/29/2003	WMS510176A	EPA 8260B
Dibromochloromethane	ND		50	5	250	µg/L	7/29/2003	WMS510176A	EPA 8260B
Dibromomethane	ND		50	5	250	µg/L	7/29/2003	WMS510176A	EPA 8260B
Dichlorodifluoromethane	ND		50	5	250	µg/L	7/29/2003	WMS510176A	EPA 8260B
Diisopropyl Ether	ND		50	5	250	µg/L	7/29/2003	WMS510176A	EPA 8260B
Ethyl Benzene	ND		50	5	250	µg/L	7/29/2003	WMS510176A	EPA 8260B
Freon 113	ND		50	10	500	µg/L	7/29/2003	WMS510176A	EPA 8260B
Hexachlorobutadiene	ND		50	5	250	µg/L	7/29/2003	WMS510176A	EPA 8260B
Isopropanol	ND		50	40	2000	µg/L	7/29/2003	WMS510176A	EPA 8260B
Isopropylbenzene	ND		50	5	250	µg/L	7/29/2003	WMS510176A	EPA 8260B
Methyl-t-butyl Ether	3300		50	1	50	µg/L	7/29/2003	WMS510176A	EPA 8260B
Methylene Chloride	ND		50	5	250	µg/L	7/29/2003	WMS510176A	EPA 8260B
n-Butylbenzene	ND		50	5	250	µg/L	7/29/2003	WMS510176A	EPA 8260B
n-Propylbenzene	400		50	5	250	µg/L	7/29/2003	WMS510176A	EPA 8260B
Naphthalene	ND		50	5	250	µg/L	7/29/2003	WMS510176A	EPA 8260B
p-Isopropyltoluene	ND		50	5	250	µg/L	7/29/2003	WMS510176A	EPA 8260B
sec-Butylbenzene	ND		50	5	250	µg/L	7/29/2003	WMS510176A	EPA 8260B
Styrene	ND		50	5	250	µg/L	7/29/2003	WMS510176A	EPA 8260B
tert-Amyl Methyl Ether	ND		50	5	250	µg/L	7/29/2003	WMS510176A	EPA 8260B
tert-Butanol (TBA)	520		50	10	500	µg/L	7/29/2003	WMS510176A	EPA 8260B
tert-Butyl Ethyl Ether	ND		50	5	250	µg/L	7/29/2003	WMS510176A	EPA 8260B
tert-Butylbenzene	ND		50	5	250	µg/L	7/29/2003	WMS510176A	EPA 8260B


DF = Dilution Factor

ND = Not Detected

DLR = Detection Limit Reported

PQL = Practical Quantitation Limit

Analysis performed by Entech Analytical Labs, Inc. (CA ELAP #2346)


Patti Sandrock, QA/QC Manager

Environmental Analysis Since 1983

Entech Analytical Labs, Inc.

3334 Victor Court • Santa Clara, CA 95054 • (408) 588-0200 • Fax (408) 588-0201

Enviro Soil Tech Consultants
131 Tully Road
San Jose, CA 95111
Attn: Frank Hamedi

Date: 08/05/03
Date Received: 7/25/2003
Project Name: 15595 Washington Ave
Project Number: 12-99-702-SI
P.O. Number: 12-99-702-SI
Sampled By: Client

Certified Analytical Report

Order ID: 35199

Lab Sample ID: 35199-005

Client Sample ID: MW-5

Sample Time: 10:01 AM

Sample Date: 7/24/2003

Matrix: Liquid

Parameter	Result	Flag	DF	PQL	DLR	Units	Analysis Date	QC Batch ID	Method
Tetrachloroethene	ND		50	5	250	µg/L	7/29/2003	WMS510176A	EPA 8260B
Tetrahydrofuran	ND		50	5	250	µg/L	7/29/2003	WMS510176A	EPA 8260B
Toluene	ND		50	5	250	µg/L	7/29/2003	WMS510176A	EPA 8260B
trans-1,2-Dichloroethene	ND		50	5	250	µg/L	7/29/2003	WMS510176A	EPA 8260B
trans-1,3-Dichloropropene	ND		50	5	250	µg/L	7/29/2003	WMS510176A	EPA 8260B
Trichloroethene	ND		50	5	250	µg/L	7/29/2003	WMS510176A	EPA 8260B
Trichlorofluoromethane	ND		50	5	250	µg/L	7/29/2003	WMS510176A	EPA 8260B
Vinyl Chloride	ND		50	5	250	µg/L	7/29/2003	WMS510176A	EPA 8260B
Xylenes, Total	ND		50	5	250	µg/L	7/29/2003	WMS510176A	EPA 8260B

Surrogate

Surrogate Recovery

Control Limits (%)

4-Bromofluorobenzene

74.6

65 - 135

Dibromofluoromethane

83.4

57 - 156

Toluene-d8

80.2

77 - 150


DF = Dilution Factor

ND = Not Detected

DLR = Detection Limit Reported

PQL = Practical Quantitation Limit

Analysis performed by Entech Analytical Labs, Inc. (CA ELAP #2346)


Patti Sandrock, QA/QC Manager

Environmental Analysis Since 1983

Entech Analytical Labs, Inc.

3334 Victor Court • Santa Clara, CA 95054 • (408) 588-0200 • Fax (408) 588-0201

STANDARD LAB QUALIFIERS (FLAGS)

All Entech lab reports now reference standard lab qualifiers. These qualifiers are noted in the adjacent column to the analytical result and are adapted from the U.S. EPA CLP program. The current qualifier list is as follows:

Qualifier (Flag)	Description
U	Compound was analyzed for but not detected
J	Estimated value for tentatively identified compounds or if result is below PQL but above MDL
N	Presumptive evidence of a compound (for Tentatively Identified Compounds)
B	Analyte is found in the associated Method Blank
E	Compounds whose concentrations exceed the upper level of the calibration range
D	Multiple dilutions reported for analysis; discrepancies between analytes may be due to dilution
X	Results within quantitation range; chromatographic pattern not typical of fuel
Y	PQL is reported below MDL but verified against a standard analyzed at the client requested reporting limit of 0.5 ppb
C	Reported results affected by contaminated reagent materials. See narrative for further explanation

Entech Analytical Labs, Inc.

3334 Victor Court • Santa Clara, CA 95054 • (408) 588-0200 • Fax (408) 588-0201

Quality Control Results Summary

QC Batch #: WGC42897
Matrix: Liquid

Units: µg/L
Date Analyzed: 7/28/2003

Parameter	Method	Blank Result	Spike Sample ID	Spike Amount	Sample Result	Spike Result	QC Type	% Recovery	RPD	RPD Limits	Recovery Limits
Test: TPH as Gasoline											
TPH as Gasoline	EPA 8015 M	ND		250		229.6	LCS	91.8			65.0 - 135.0
Surrogate		Surrogate Recovery		Control Limits (%)							
	4-Bromofluorobenzene			88.3				65	-	135	
Test: BTEX											
Benzene	EPA 8020	ND		8		8	LCS	100.0			65.0 - 135.0
Ethyl Benzene	EPA 8020	ND		8		8.21	LCS	102.6			65.0 - 135.0
Toluene	EPA 8020	ND		8		8.14	LCS	101.8			65.0 - 135.0
Xylenes, total	EPA 8020	ND		24		24.2	LCS	100.8			65.0 - 135.0
Surrogate		Surrogate Recovery		Control Limits (%)							
	4-Bromofluorobenzene			77.5				65	-	135	
Test: MTBE by EPA 8020											
Methyl-t-butyl Ether	EPA 8020	ND		8		8.73	LCS	109.1			65.0 - 135.0
Surrogate		Surrogate Recovery		Control Limits (%)							
	4-Bromofluorobenzene			77.5				65	-	135	
Test: TPH as Gasoline											
TPH as Gasoline	EPA 8015 M	ND		250		239.2	LCSD	95.7	4.10	25.00	65.0 - 135.0
Surrogate		Surrogate Recovery		Control Limits (%)							
	4-Bromofluorobenzene			80.8				65	-	135	
Test: BTEX											
Benzene	EPA 8020	ND		8		7.51	LCSD	93.9	6.32	25.00	65.0 - 135.0
Ethyl Benzene	EPA 8020	ND		8		7.62	LCSD	95.3	7.45	25.00	65.0 - 135.0
Toluene	EPA 8020	ND		8		7.46	LCSD	93.3	8.72	25.00	65.0 - 135.0
Xylenes, total	EPA 8020	ND		24		22.6	LCSD	94.2	6.84	25.00	65.0 - 135.0
Surrogate		Surrogate Recovery		Control Limits (%)							
	4-Bromofluorobenzene			79.5				65	-	135	
Test: MTBE by EPA 8020											
Methyl-t-butyl Ether	EPA 8020	ND		8		7.43	LCSD	92.9	16.09	25.00	65.0 - 135.0
Surrogate		Surrogate Recovery		Control Limits (%)							
	4-Bromofluorobenzene			79.5				65	-	135	

Entech Analytical Labs, Inc.

3334 Victor Court • Santa Clara, CA 95054 • (408) 588-0200 • Fax (408) 588-0201

Quality Control Results Summary

QC Batch #: WMS510176A

Units: µg/L

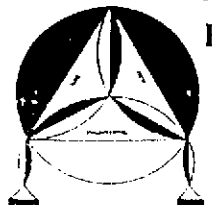
Matrix: Liquid

Date Analyzed: 7/29/2003

Parameter	Method	Blank Result	Spike Sample ID	Spike Amount	Sample Result	Spike Result	QC Type	% Recovery	RPD	RPD Limits	Recovery Limits
Test: EPA 8260B											
1,1-Dichloroethene	EPA 8260B	ND		20		21.816	LCS	109.1			60.0 - 132.0
Benzene	EPA 8260B	ND		20		21.638	LCS	108.2			77.0 - 154.0
Chlorobenzene	EPA 8260B	ND		20		22.026	LCS	110.1			66.0 - 141.0
Methyl-t-butyl Ether	EPA 8260B	ND		20		18.104	LCS	90.5			58.0 - 127.0
Toluene	EPA 8260B	ND		20		20.472	LCS	102.4			47.0 - 137.0
Trichloroethene	EPA 8260B	ND		20		24.02	LCS	120.1			57.0 - 159.0
Surrogate				Surrogate Recovery		Control Limits (%)					
4-Bromofluorobenzene				81.1		65 - 135					
Dibromofluoromethane				88.2		57 - 156					
Toluene-d8				83.5		77 - 150					
Test: EPA 8260B											
1,1-Dichloroethene	EPA 8260B	ND		20		19.806	LCSD	99.0	9.66	25.00	60.0 - 132.0
Benzene	EPA 8260B	ND		20		20.073	LCSD	100.4	7.50	25.00	77.0 - 154.0
Chlorobenzene	EPA 8260B	ND		20		21.601	LCSD	108.0	1.95	25.00	66.0 - 141.0
Methyl-t-butyl Ether	EPA 8260B	ND		20		18.087	LCSD	90.4	0.09	25.00	58.0 - 127.0
Toluene	EPA 8260B	ND		20		19.952	LCSD	99.8	2.57	25.00	47.0 - 137.0
Trichloroethene	EPA 8260B	ND		20		22.138	LCSD	110.7	8.15	25.00	57.0 - 159.0
Surrogate				Surrogate Recovery		Control Limits (%)					
4-Bromofluorobenzene				82.0		65 - 135					
Dibromofluoromethane				88.0		57 - 156					
Toluene-d8				88.3		77 - 150					

CHAIN OF CUSTODY RECORD

PROJ. NO.		NAME				CON-TAINER	ANALYSES REQUESTED (2)		REMARKS		
12-99-7025		15595 Washington Ave, San Lorenzo					TPH EPA 8160				
SAMPLERS: (Signature)											
Richard Manley (Richard Manley)											
NO.	DATE	TIME	SOIL	WATER	LOCATION						
1	7/24/03	12:19		✓	MW-1	6	✓	✓	35199-001	own EDF global ID number is TO6001013	
2	↓	13:14		✓	MW-2	6	✓	✓	002		
3	↓	14:20		✓	MW-3	6	✓	✓	003		
4	↓	11:15		✓	MW-4	6	✓	✓	004		
5	↓	10:01		✓	MW-5	6	✓	✓	005		
Relinquished by: (Signature)		Date / Time		Received by: (Signature)		Relinquished by: (Signature)		Date / Time		Receive by: (Signature)	
Richard Manley		7/25/03 9:25		Joe Loto 7/25/03 9:25 AM							
Relinquished by: (Signature)		Date / Time		Received by: (Signature)		Relinquished by: (Signature)		Date / Time		Received by: (Signature)	
				Richard Manley 7/25/03							
Relinquished by: (Signature)		Date / Time		Received for Laboratory by: (Signature)		Date / Time		Remarks			
								Please send lab report to Frank Hamedti			



ENVIRO SOIL TECH CONSULTANTS

Environmental & Geotechnical Consultants
 131 TULLY ROAD, SAN JOSE, CALIFORNIA 95111
 Tel: (408) 297-1500 Fax: (408) 292-2116